

Smoke Laval

22 | HEAD BASEBALL COACH

2003 SEC Coach of the Year



CAREER RECORD

416-244-1 (.630, 11 seasons)

AT LSU

175-85-1 (.672, four seasons)

Raymond "Smoke" Laval continues to enhance his reputation as one of the country's top college baseball coaches, as, in four seasons at the helm of the LSU program, he has guided the Tigers to two College World Series berths, two NCAA Super Regional titles, three NCAA Regional championships, one SEC title, two SEC division championships and two Top 10 finishes.

Laval, the 2003 SEC Coach of the Year, has directed LSU to the best SEC regular-season record in the past four seasons, posting a 75-43-1 (.634) mark. South Carolina has the second-best league record (73-46, .613), and Florida is third (70-49-1, .588).

LSU earned its 17th consecutive final Top 20 ranking in 2005, as the Tigers finished the season No. 18 in both the *Baseball America* poll and the *Sports Weekly/ESPN* rankings. The Tigers advanced to the NCAA Tournament for the 17th straight season, recording a 40-22 final overall record. LSU played host to an NCAA Regional tournament for the 16th straight year, competing as a No. 1 seed for the 14th time in 16 seasons. LSU reached the 40-win mark for the 17th consecutive season.


Laval directed the Tigers to the 2005 SEC Western Division championship with an 18-12 conference mark. LSU won 13 of its final 17 league games to claim the division title, which was the 13th in school history and the fourth for LSU this decade. LSU has finished no lower than second in the SEC West and no lower than fourth in the overall league race during Laval's four seasons as head coach.

Six LSU players were selected in the 2005 Major League Draft, the highest total since eight Tigers were drafted in 2001. The drafted players included a pair of all-Americans - outfielder Ryan Patterson (fourth round, Toronto) and pitcher Greg Smith (sixth round, Arizona).

LSU placed 12 players on the 2005 SEC Academic Honor Roll, the highest total in the program's history. Pitcher

Jason Determann was named the SEC Baseball Scholar-Athlete of the Year with a 3.781 gpa in biology. Pitcher Jordan Faircloth received the SEC Community Service Post-Graduate Scholarship, and he was named to the SEC Good Works team.

LSU's 2005 total home attendance with 36 playing dates was 270,300, the seventh-largest figure in LSU history. The average paid attendance in 2005 was 7,508, which is the third-highest average in LSU annals. LSU has been ranked No. 1 in the nation in attendance in each of the last 10 seasons (1996-2005).



LSU earned its second consecutive final Top 10 ranking in 2004, as the Tigers finished No. 7 in the *Baseball America* poll and No. 8 in the *Collegiate Baseball* poll. The final rankings culminated a magnificent 2004 season that also featured record-breaking marks for academic achievements and attendance figures.

The 2004 Tigers advanced to the College World Series for the second straight season, recording a 46-19 overall record, LSU's best mark since the 2000 club finished 52-17.

LSU played host to an NCAA Regional for the 15th straight season, winning the tournament with consecutive victories over Army, Southern Mississippi and College of Charleston. The Tigers then played host to an NCAA Super Regional for the third time in five years, defeating Texas A&M in a best two-of-three series to earn a berth in the CWS.

The 2004 Tigers had the best offensive club in the SEC, completing the year with a .333 team batting average, the second-highest in school history. The Tigers were led by two first-team all-SEC players - right fielder Jon Zeringue, the 2004 SEC Co-Player of the Year and a first-team all-America selection, and center fielder J.C. Holt, a third-team all-America choice.

Zeringue was selected in the second round of the 2004 draft by the Arizona Diamondbacks, and Holt was the third-round pick of the Atlanta Braves.

LSU placed 12 players on the 2004 SEC Academic Honor Roll, the highest total in the program's history, and the Tigers' 2004 total home attendance with 36 playing dates was 284,328, the third-largest figure in school history. The average paid attendance in 2004 was 7,898, which is the highest average in LSU annals.

Laval guided the 2003 Tigers to the Southeastern Conference title -- LSU's first since 1997 -- and a berth in the College World Series. He was voted the 2003 SEC Coach of the Year, directing LSU to a 45-22-1 overall record and a 20-9-1 conference mark, as the Tigers finished No. 5 in the final *Baseball America* rankings.

LSU played host to an NCAA Regional tournament for the 14th straight season and captured its eighth consecutive regional title. The Tigers entertained Baylor in an NCAA Super Regional series, defeating the Bears in two of three



"Smoke certainly deserves this opportunity. He has done everything necessary to earn the position of head coach at LSU. He was with me at the beginning, when nobody believed baseball could be successful at LSU, or in the SEC. The only thing on the locker room walls when we got here was food. That obviously has changed, and Smoke played a large role in making it happen."

- Former LSU coach and current athletics director Skip Bertman after the naming of Smoke Laval as LSU's coach beginning with the 2002 season

INTRO

THIS IS LSU

PREVIEW

TIGERS

COACHES

REVIEW

HISTORY

RECORDS

LSU

- INTRO
- THIS IS LSU
- PREVIEW
- TIGERS
- COACHES
- REVIEW
- HISTORY
- RECORDS
- LSU

games to earn LSU's first CWS berth since 2000.

LSU also set an NCAA total attendance record in 2003, drawing 291,676 patrons to Alex Box Stadium.

The Tigers' shortstop, Aaron Hill, was named 2003 SEC Player of the Year and a first-team all-American. Hill was the first-round draft selection (13th pick overall) by the Toronto Blue Jays.

The magnificent '03 campaign augmented the success Laval enjoyed in his inaugural season as LSU's coach, as he led the 2002 Tigers to a 44-22 overall mark, an appearance in the NCAA Super Regional and a No. 11 final national ranking. Laval, named the 2002 Louisiana Coach of the Year by the Louisiana Sportswriters Association, continued the phenomenal tradition of excellence created by his predecessor, the legendary Skip Bertman.

Laval, who served seven seasons (1994-2000) as the head coach at the University of Louisiana-Monroe, assumed control of the LSU program from Bertman, who led the Tigers to five NCAA championships and 11 College World Series appearances during an 18-year (1984-2001) tenure. Laval worked as Bertman's top assistant coach for 10 seasons (1984-93), helping lead LSU to its first two NCAA titles in 1991 and 1993. During Laval's 10 years as assistant coach, LSU posted a 483-182-1 record, won five SEC titles, appeared in six College World Series and captured two national championships.

Laval helped Bertman create what has become the nation's No. 1 college baseball program. Accordingly, Bertman - now LSU's athletics director - rewarded Laval with the opportunity to perpetuate the Tigers' outstanding heritage.

Laval was known at LSU as one of the nation's best recruiters and brightest assistant coaches, as the Tigers reached the College World Series in only the third season (1986) of the Bertman-Laval regime. LSU followed the '86 CWS appearance with Omaha berths in 1987, 1989 and 1990 before the Tigers claimed the school's first baseball national



Smoke Laval has guided LSU to two CWS appearances in four seasons.



The Laval Family - Brandon, Pam, Jamie and Smoke.

title in 1991. After LSU captured its second NCAA crown in 1993, Laval departed Baton Rouge to become the head coach at Northeast Louisiana (now Louisiana-Monroe).

During his assistant coaching tenure at LSU, Laval -- who worked as the Tigers' primary recruiter - tutored 24 players who would eventually reach the major leagues. Some of the major leaguers with whom Laval worked include all-stars Albert Belle (Cleveland, Chicago White Sox, Baltimore) and Paul Byrd (New York Mets, Philadelphia, Kansas City, Atlanta, Los Angeles Angels), and first-round draft picks Ben McDonald (Baltimore, Milwaukee), Rick Greene (Cincinnati, Minnesota), Todd Walker (Minnesota, Colorado, Cincinnati, Boston, Chicago Cubs) and Russ Johnson (Houston, Tampa Bay, New York Mets, New York Yankees).

Laval has also worked as an evaluator for USA Baseball, as he helped select the members of the 2003 U.S. Pan American Games team.

Laval compiled a 241-159 (.603) mark as the head coach at ULM, guiding the Indians to NCAA Regional appearances in 1995, 1999 and 2000. The 2000 club posted a 41-22 mark en route to the Southland Conference title, tying the ULM record for wins. Laval, the 1999 SLC Coach of the Year, also led the Indians to the 1999 regular-season title and to the 1995 conference tournament crown. He was voted the

"I know as well as anyone the magnitude of the expectations to win at LSU. That's why I'm here, and that's why our players are here."

- LSU head coach Smoke Laval

1995 Louisiana Coach of the Year by the Louisiana Sportswriters Association.

Laval helped make ULM baseball one of the hottest attractions in the Northeast Louisiana region. The Coaches Committee, a baseball booster organization started by Laval, grew from 62 members in its first year to over 200 members by the end of his tenure.

Laval supervised major improvements to ULM's Indian Field, including the addition of an outdoor batting facility, a picnic area for Coaches Committee members, renovations to the locker room, a players' lounge, a new sound system and a new scoreboard.

Laval began his coaching career in 1977 as an assistant



Smoke Laval (second from left) served as Skip Bertman's (center) top assistant coach from 1984-93.

- INTRO
- THIS IS LSU
- PREVIEW
- TIGERS
- COACHES
- REVIEW
- HISTORY
- RECORDS
- LSU

at Jacksonville University before moving to Wolfson High School in Jacksonville as a baseball and football coach. He served as a graduate assistant at LSU in 1979 under former Tiger head coach Jack Lamabe before working two years as an assistant at Gulf Coast Community College in Panama City, Fla.

Laval served as an assistant coach at Florida for two seasons (1982-83) before returning to LSU to work under Bertman.

Laval holds a bachelor's degree (1977) from Jacksonville in physical education and a master's degree (1979) from LSU in administration. The McDonald, Pa., native played two seasons at Gulf Coast Community College, where he lettered as a catcher. He completed his playing career at Jacksonville, where he led the ninth-ranked Dolphins in hitting at the 1976 NCAA South Regional.

Laval and his wife, Pam, are the parents of two children, Brandon and Jamie.



Smoke Laval visits with major league pitcher Paul Byrd, who played at LSU from 1989-91. Byrd is one of 25 major leaguers Laval has coached during his LSU tenure.

"Smoke did the best coaching job in the (LSU athletics) building last year, and we have 20 sports. In my best time, I couldn't have done the job he did. He held the team together after a slow start. He made all the right moves . . . the man knows baseball."

- LSU Athletics Director Skip Bertman after Smoke Laval led LSU to the 2003 SEC title

The Nickname "Smoke"

As a native of Western Pennsylvania, Raymond Peter Laval grew up as a Pittsburgh Pirates fan. Laval, who played catcher, received the name "Smoke" in the late 1970s from his Gulf Coast (Fla.) Community College teammates, who derived the moniker from Forrest "Smockey" Burgess, a catcher for the Pirates from 1959-64.

Burgess, who helped lead the Pirates to the 1960 World Series title, was known as one of the premier pinch hitters in baseball. He was also a very good defensive catcher -- he led National League catchers in fielding three times, and was selected to the All-Star team on four occasions.

Burgess enjoyed an 18-year major league career (1949-67), playing for the Cubs, Phillies, Reds, Pirates and White Sox. His best season came in 1962 with the Pirates, as he hit .328 with 13 homers and 61 RBI. Burgess led the American League in pinch hits in 1965 and 1966 with the White Sox.

PERSONAL DATA

Full Name:Raymond Peter Laval
 Birthdate:December 20, 1955 in McDonald, Pa.
 Wife:Former Pam Lewis of Reserve, La.
 Children:Jamie and Brandon

EDUCATION

1973High School Diploma South Fayette HS (McDonald, Pa.)
 1977Bachelor's in Physical Education Jacksonville University
 1979Master's in Administration LSU

PLAYING EXPERIENCE

1970-73Catcher South Fayette High School
 1974-75Catcher Gulf Coast Community College
 1976-77Catcher Jacksonville University

COACHING EXPERIENCE

1977Assistant Coach Jacksonville University
 1978Assistant Coach Wolfson High School (Jacksonville, Fla.)
 1979Graduate Assistant Coach LSU
 1980-81Assistant Coach Gulf Coast Community College
 1982-83Assistant Coach University of Florida
 1984-93Assistant Coach LSU
 1994-2000Head Coach University of Louisiana-Monroe
 2001Administrative Assistant LSU
 2002-Head Coach LSU

HEAD COACHING RECORD

YEAR	W-L	SCHOOL	HIGHLIGHTS
1994	20-33	UL-Monroe	Defeated Three NCAA Tournament Teams
1995	37-20	UL-Monroe	SLC Tournament Champions; NCAA Regional Participants
1996	41-19	UL-Monroe	School-Record 41 Wins; SLC Louisiana Division Champions
1997	33-21	UL-Monroe	Became Fourth Coach in ULM History To Record 100 Wins
1998	33-22	UL-Monroe	Led SLC In Hitting For Third Straight Season
1999	36-22	UL-Monroe	SLC Champions; NCAA Regional Participants
2000	41-22	UL-Monroe	SLC Champions; NCAA Regional Participants
2002	44-22	LSU	NCAA Regional Champions; NCAA Super Regional Participants
2003	45-22-1	LSU	SEC Champions; NCAA Regional & Super Regional Champions; CWS participants
2004	46-19	LSU	NCAA Regional & Super Regional Champions; CWS participants
2005	40-22	LSU	SEC Western Division Champions; NCAA Regional participants

Overall Record: 416-244-1 (.630, 11 seasons)
At UL-Monroe: 241-159 (.603, seven seasons)
At LSU: 175-85-1 (.672, four seasons)

COACHING HONORS

1995 Louisiana Sportswriters Association Coach of the Year
 1999 Southland Conference Coach of the Year
 2002 Louisiana Sportswriters Association Coach of the Year
 2003 SEC Coach of the Year; Louisiana Sportswriters Association Coach of the Year
 2004 Louisiana Sportswriters Association Coach of the Year

- INTRO
- THIS IS LSU
- PREVIEW
- TIGERS
- COACHES
- REVIEW
- HISTORY
- RECORDS
- LSU

Turtle Thomas

17 | ASSISTANT COACH



Henry "Turtle" Thomas enters his seventh season as the Tigers' recruiting coordinator and hitting instructor. Thomas, who also tutors the Tigers' catchers and outfielders, joined the LSU staff on July 1, 1999, after serving 12 seasons as an assistant coach at Miami (Fla.).

Thomas is recognized as one of the nation's best college baseball recruiters, as *Collegiate Baseball* has ranked his Miami and LSU signing classes among the Top 10 for 17 straight years.

Thomas' LSU classes have appeared among the top six for six consecutive years, including 2004, when the Tigers

signed the No. 1 class in the country. Thomas' other recruiting rankings at LSU include No. 2 in 2000 and 2001, No. 3 in 2002, No. 6 in 2003 and No. 5 in 2005.

Thomas' record as LSU's hitting instructor is also exemplary, as the Tigers have led the Southeastern Conference in hits, runs scored and RBI in four of the past six seasons. The 2004 LSU squad led the SEC in seven offensive categories, including batting average (.333), runs (515), slugging percentage (.506), hits (791), on-base percentage (.400), RBI (473) and sacrifice flies (39).

Thomas' impact at LSU was immediate, as he helped direct the Tigers to the 2000 CWS title. Under his supervision, LSU's hitters established Southeastern Conference single-season records for hits (864) and doubles (194), and the Tigers set a school mark for batting average (.340). Thomas' star pupil in 2000 was LSU catcher Brad Cresse, who led the nation in home runs (30) and RBI (106). Cresse also won the 2000 Johnny Bench Award as the nation's most outstanding collegiate catcher.

Thomas tutored LSU shortstop Aaron Hill, the 2003 SEC Player of the Year and a first-team all-America selection. Hill was the '03 first-round draft selection (13th pick overall) of the Toronto Blue Jays, and he made his major league debut in 2005. Thomas coached three other Tigers who reached the big leagues in '05 - infielders Ryan Theriot and Mike Fontenot of the Chicago Cubs, and catcher Ryan Jorgensen of the Florida Marlins.

Most recently, Thomas supervised the development of two first-team all-America outfielders -- Jon Zeringue, the 2004 SEC Co-Player of the Year, and Ryan Patterson, a 2005 all-SEC selection. Zeringue was selected in the second round of the '04 draft by the Arizona Diamondbacks, and Patterson was chosen in the fourth round of the '05 draft by the Toronto Blue Jays.

As the recruiting coordinator and hitting coach at

Miami, Thomas helped lead the Hurricanes to six consecutive College World Series appearances (1994-99), including the 1999 national championship.

Collegiate Baseball ranked each of his Miami recruiting classes from 1989-99 in the top 10. The 1989, '92 and '94 classes were ranked No. 1, and the 1991 and '99 classes were ranked No. 2.

In addition to his recruiting duties, Thomas served as Miami's hitting coach from 1996-99. In his first three seasons in that capacity, the Hurricanes posted a .334 team batting average and a .557 slugging percentage while averaging more than nine runs per game. Miami's 1999 NCAA championship team batted .333 and launched 104 home runs.

More than 60 of Thomas' recruits have gone on to play professional baseball, including major leaguers like catcher Charles Johnson, pitcher Alex Fernandez, catcher Jorge Fabregas, infielder Pat Burrell, outfielder Todd Linden and pitcher Roy Corcoran.


Thomas is a 1975 graduate of High Point (N.C.) College, and he earned a master's degree from UNC-Greensboro in 1978. He was a four-year letterman at catcher, playing two seasons at Campbell University before completing his final two undergraduate years at High Point.

Thomas worked as an assistant coach at Clemson from 1979-85 before joining the Georgia Tech staff under current Miami head coach Jim Morris. Thomas worked two years at Georgia Tech, where he was elevated to assistant head coach. He was then hired by legendary Miami coach Ron Fraser on October 13, 1987.

Thomas is married to the former Maria Carmen Nateman, and they have three children, Kevin, Kristen and Keith.

Finally, why the name "Turtle?"

Thomas explains, "It wasn't because I was slow, some kid in junior high school thought I looked like a turtle."



Turtle and Maria Thomas with children Keith, Kevin and Kristen, granddaughter Katiana and grandson Kiki.

THE THOMAS FILE

PERSONAL DATA

Year at LSU:Seventh
 Birthdate:January 17, 1953
 Hometown:High Point, N.C.
 Wife:Maria
 Children:Kevin, Kristen, Keith
 Bachelors:High Point College (1975)
 Master's:UNC-Greensboro (1978)

COACHING EXPERIENCE

1979-85 ...Clemson (assistant coach)
 1986-87 ...Georgia Tech (assistant head coach)
 1988-99 ...Miami, Fla. (asst. coach/recruiting coordinator)
 2000-LSU (assistant coach/recruiting coordinator)

Brady Wiederhold

26 | ASSISTANT COACH



Brady Wiederhold begins his fourth season in 2006 as LSU's pitching coach. He was promoted to pitching coach in the summer of 2002 after serving one season as the Tigers' administrative assistant.

Wiederhold in 2005 supervised the development of all-America left-hander Greg Smith, a first-team all-SEC selection chosen in the sixth round of the major league draft by the Arizona Diamondbacks. Smith was 10-3 with a 2.60 ERA in '05, and he fired 28.2 consecutive scoreless innings during four starts late in the regular season. The scoreless innings streak was the longest by an LSU pitcher since 1989, when Golden Spikes Award winner Ben McDonald threw 44.2 straight scoreless frames.

For the past two seasons, Wiederhold has tutored left-hander Clay Dirks, a 2004 first-team Freshman all-American and a 2005 all-SEC selection. Dirks won 10 games in '05, including a brilliant three-hit shutout at Arkansas.

Under Wiederhold's direction, LSU in 2004 fired three consecutive complete games for the first time in modern-day school history. Lane Mestepey (SEC Tournament), Justin Meier (NCAA Regional opener) and Nate Bumstead (NCAA Regional semifinal) each went the distance in their respective starts. Bumstead, who won 10 games in '04, was drafted by the Detroit Tigers.

In 2003, Wiederhold supervised an LSU pitching staff that led the SEC in strikeouts with 515. He tutored Bumstead -- who earned all-SEC honors -- and Freshman

all-America selections Jason Determann and Justin Meier. Wiederhold also worked with four 2003 major-league draft selections: Billy Sadler, Brian Wilson, Jake Tompkins and Bo Pettit.

Prior to coming to LSU, Wiederhold worked two seasons as the pitching coach at Louisiana-Monroe. He was Smoke Laval's pitching coach in 2000, when the Indians advanced to the NCAA Baton Rouge Regional, and he served in 2001 under current ULM head coach Brad Holland.

Wiederhold in 2000 directed the ULM pitching staff to a Top 15 national ranking in team ERA, and the Indians' top three pitchers -- Kevin Orga, Kenny Holubec and Mike Wombacher -- combined to form the nation's fifth-best rotation. Under Wiederhold, ULM in 2000 set the school's single-season strikeout mark en route to a school-record 41 wins.

Prior to his tenure at ULM, Wiederhold worked four seasons as the pitching coach at Kennesaw (Ga.) State. During Wiederhold's tenure at Kennesaw State, the Owls appeared in four Division II College World Series. KSU won the 1996 national title and were runners-up in 1998 and 1999. Wiederhold's KSU pitching staffs led the nation in ERA in 1997 and 1998.

Prior to his stint at KSU, Wiederhold spent two seasons as an assistant coach at Oglethorpe University in Atlanta. During his stay at Oglethorpe, the Stormy Petrels went 46-28 overall (.622 winning percentage) with a Southern Collegiate Athletic Conference Eastern Division title in 1994.

Wiederhold was a four-year letterman at Kennesaw State from 1990-93. The former catcher was named the squad's top defensive player as a senior and

was selected to the 1990 Georgia Intercollegiate Athletic Conference all-Freshman team.

Wiederhold earned his bachelor's of science in sports management from Kennesaw State in 1994. A native of Columbus, Ga., he is married to the former Aimee Wooster, and they have a four-year-old son, Dalton, and a two-year-old daughter, Daira.



Brady and Aimee Wiederhold with Dalton and Daira

THE WIEDERHOLD FILE

PERSONAL DATA

Year at LSU:Fifth
 Birthdate:November 21, 1970
 Hometown:Columbus, Ga.
 Wife:Aimee
 Children:Dalton, Daira
 Bachelors:Kennesaw (Ga.) State (1994)

COACHING EXPERIENCE

1994-95Oglethorpe (assistant coach)
 1996-99Kennesaw State (asst. coach/pitching)
 2000-01Louisiana-Monroe (asst. coach/pitching)
 2002LSU (administrative asst.)
 2003-LSU (assistant coach/pitching)

INTRO

THIS IS LSU

PREVIEW

TIGERS

COACHES

REVIEW

HISTORY

RECORDS

LSU

- INTRO
- THIS IS LSU
- PREVIEW
- TIGERS
- COACHES
- REVIEW
- HISTORY
- RECORDS
- LSU



Justin
Hill

#4 | ASSISTANT COACH

Justin Hill enters his first season as LSU's volunteer coach after serving in the same capacity for two years at Northwestern (La.) State, where he worked with the outfielders and served as first-base coach.

Hill's duties at LSU include serving as director of the Smoke Laval Tiger Baseball Camp. Hill helped lead Northwestern State to the 2005 Southland Conference regular-season title and an NCAA Regional berth. He also supervised the development of Rusty Jones, a 2005 all-Southland Conference outfielder.

A 2002 LSU graduate, Hill pitched for the Tigers in 2001 as part of legendary coach Skip Bertman's last team. He appeared in 19 games, tossing 19 innings while compiling a 1-1 record with two saves. Hill also had 27 strikeouts before a shoulder injury cut short his year.

Hill began his playing career at Mississippi Delta Community College before transferring to Bossier Parish (La.) Community College for his sophomore season. At BPCC, Hill recorded a 7-2 mark and a 3.74 ERA with 102 strikeouts in 77 innings (ranking fourth in the nation) and limited opponents to a .199 batting average. He was named an all-Region 23 and all-conference performer and was also a member of the Dean's List.

Hill began his coaching career in 2003 as an assistant at his high school alma mater, West Monroe, helping the Rebels to a district title.


THE HILL FILE

PERSONAL DATA

Year at LSU:First
 Birthdate: July 3, 1979
 Hometown: West Monroe, La.
 Bachelors: LSU (2002)
 Master's Northwestern (La.) State (2005)

COACHING EXPERIENCE

2003 West Monroe (La.) High School (assistant coach)
 2004-05 Northwestern (La.) State (volunteer coach)
 2006- LSU (volunteer coach)



Jeramie
Moore

ADMINISTRATIVE ASSISTANT

Jeramie Moore, a former first baseman who helped lead LSU to two College World Series appearances and the 1996 NCAA championship, enters his second season as administrative assistant for the baseball program.

Moore supervises the program's internal and external operations, including videography, travel arrangements, booster club relations, recruiting visits and office management.

Moore, a three-year letterman at LSU from 1994-96, most recently served as assistant coach at Samford University in Birmingham, Ala., where he worked as the recruiting coordinator and hitting and defensive coach. The 2004 Samford squad established the school record for hits in a season under Moore's tutelage.

Moore has also served as an assistant coach at McNeese State and as the head coach at Oneonta (Ala.) High School.

The Alexandria, Ala., native transferred to LSU prior to the 1994 season from Enterprise State (Ala.) Junior College, where he was an all-conference first baseman. He appeared in 48 games during the '94 campaign and was instrumental in the Tigers' College World Series drive, which included a thrilling 12-10 victory over Southern California in the NCAA South Regional final at Alex Box Stadium.

THE MOORE FILE

PERSONAL DATA

Year at LSU:Second
 Birthdate: January 6, 1974
 Hometown: Alexandria, Ala.
 Bachelors: LSU (1997)

COACHING EXPERIENCE

1997-98 McNeese State (assistant coach)
 1999-03 Oneonta (Ala.) High School (head coach)
 2003-04 Samford (assistant coach)
 2005 - LSU (administrative assistant)



INTRO
THIS IS LSU
PREVIEW
TIGERS
COACHES
REVIEW
HISTORY
RECORDS
LSU



Beau Lowery

ASSOCIATE ATHLETIC TRAINER

Beau Lowery is entering his first year as an Associate Athletic Trainer and Rehabilitation Coordinator at LSU. His primary responsibilities are working with the baseball program while also overseeing men's golf and cheerleading.

Lowery graduated from the University of Mississippi Medical Center in 1998 with a bachelor's in physical therapy. Following graduation from physical therapy school, he worked as a physical therapist at South Central Regional Medical Center in Laurel, Miss.

While working in Laurel, Lowery finished his athletic training internship at Jones County Junior College and Jones County High School in June 2000. Lowery then became the outpatient physical therapy coordinator of South Central Regional Medical Center and the athletic trainer for Laurel High School.

Prior to his work at LSU, Lowery worked with the Pittsburgh Steelers for three summers. While a graduate assistant at LSU he earned his master's degree in kinesiology with an emphasis in motor behavior, and he worked with the women's soccer and gymnastics programs.

Lowery is also certified in Sports Physical Therapy through the American Physical Therapy Association.

THE LOWERY FILE

Appointed at LSU:	June 2005
Birth Date:	February 15, 1976
Wife:	Misty
Hometown:	Seminary, Miss.
High School:	Seminary High School
College:	University of Mississippi, 1998
Postgraduate:	LSU, 2005



Will Jones

ASSISTANT STRENGTH AND CONDITIONING COORDINATOR

Will Jones is in his fourth year as a full-time member of the LSU strength and conditioning staff after being promoted to assistant coordinator in the summer of 2002.

Jones, who graduated with a Master of Science degree within the LSU kinesiology department in May of 2002, served as a graduate assistant in the LSU weight room for two seasons prior to his promotion.

As a graduate assistant, Jones worked with the LSU football program, and he was also responsible for developing and implementing strength and conditioning programs for the volleyball and soccer teams.

Prior to joining the LSU staff, Jones worked in the private sector as a fitness consultant and trainer, as well as an exercise specialist.

Jones graduated from Louisiana-Lafayette in May of 1999 with a degree in exercise science. He was a defensive back for the Ragin' Cajuns football team for four years.



Ryan Babin

EQUIPMENT MANAGER

Ryan Babin is in his fifth season as a student equipment manager for the LSU baseball program. A native of Gonzales, La., Babin prepped at East Ascension High School, where he participated in baseball and soccer.

Babin, a sports studies major at LSU, says "it is a life-long dream to attend school here and be a part of the baseball program." He was born on July 11, 1983.



Matthew Montgomery

EQUIPMENT MANAGER

Matthew Montgomery is in his second season as a student equipment manager for the LSU baseball program. A native of Springhill, La., Montgomery prepped at Springhill High School, where he earned four letters in baseball as a second baseman. He was a four-time all-district selection and a member of the academic honor roll.

Montgomery is majoring in kinesiology at LSU. He was born on June 10, 1986.



Jonathon Moore

EQUIPMENT MANAGER

Jonathon Moore is in his first season as a student equipment manager for the LSU baseball program. A native of Crestview, Fla., Moore prepped at Crestview High School, where he earned two letters in baseball as a pitcher and helped lead the team to the state playoffs in 2003.

Prior to coming to LSU, Moore served as the equipment manager for two seasons at Okaloosa-Walton Junior College in Niceville, Fla.

Moore, nicknamed "Pony," is majoring in sports management at LSU. He was born on August 4, 1985.



Bill Franques
Publicist/Stadium Announcer



Virginia Robertson
Secretary



Jason Girard
Student Trainer



Minekazu Isobe
Student Trainer



Kellie O'Neal
Student Secretary

- INTRO
- THIS IS LSU
- PREVIEW
- TIGERS
- COACHES
- REVIEW
- HISTORY
- RECORDS
- LSU

Final Record: 40-22 (18-12 in SEC)
 SEC Western Division Champions
 NCAA Baton Rouge Regional Participants

Final Rankings
 No. 18 - ESPN/Sports Weekly
 No. 18 - Baseball America
 No. 19 - Collegiate Baseball

Tigers Advance to NCAA Tournament for 17th Straight Season

The 2005 Tigers advanced to the NCAA Tournament for the 17th straight season, recording a 40-22 final overall record. LSU played host to an NCAA Regional tournament for the 16th straight year, competing as a No. 1 seed for the 14th time in 16 seasons. LSU reached the 40-win mark for the 17th consecutive season.

The LSU baseball program earned its 17th consecutive final Top 20 ranking in 2005, as the Tigers were ranked No. 18 by Baseball America, No. 18 by ESPN/Sports Weekly and No. 19 by Collegiate Baseball.

Laval Leads Tigers to SEC West Title

LSU coach Smoke Laval, the 2003 SEC Coach of the Year, directed the Tigers to the 2005 SEC Western Division championship with an 18-12 conference mark. The division title was the 13th in school history and the fourth for LSU this decade. LSU has finished no lower than second in the SEC West and no lower than fourth in the overall league race during Laval's four seasons as head coach.

During his four-year tenure, Laval has guided LSU to two College World Series berths, two NCAA Super Regional titles, three NCAA Regional championships, one SEC title, two SEC Western Division crowns and Top 10 finishes in two of the past three seasons.

Laval's Conference Record Best Among SEC Coaches

Smoke Laval has led LSU to the best SEC regular-season record in the past four seasons, posting a 75-43-1 (.634) mark. South Carolina is second (73-46, .613) and Florida is third (70-49-1, .588).

Patteson Earns First-Team All-America Honors

Senior outfielder Ryan Patterson was a first-team all-America and first-team all-SEC selection, batting .369 (92-for-249) in 2005 with 23 doubles, two triples, 20 homers, 74 runs and 56 RBI. He was selected in the fourth round of the MLB draft by the Toronto Blue Jays.

SEC Regular Season Records (2002-2005)

LSU	75-43-1	.634
South Carolina	73-46	.613
Florida	70-49-1	.588
Ole Miss	67-53	.558
Alabama	61-59	.508
Arkansas	59-58	.504
Mississippi State	57-60	.487
Auburn	58-62	.483
Tennessee	57-62	.479
Georgia	56-63	.471
Vanderbilt	50-68	.424
Kentucky	29-89	.246

Overall Wins by SEC Teams (2002-2005)

South Carolina	196
LSU	175
Florida	174
Ole Miss	159
Alabama	158
Arkansas	154
Mississippi State	153
Auburn	142
Tennessee	142
Georgia	136
Vanderbilt	130
Kentucky	94

Patterson, a semifinalist for two 2005 National Player of the Year awards, finished his career among the Top 10 in several LSU categories, including doubles (No. 2 - 66), home runs (No. 5 - 50), hits (No. 5 - 284), batting average (No. 6 - .353), RBI (No. 7 - 174) and runs (No. 9 - 203).

Smith Fires 28.2 Straight Scoreless Innings

Junior left-hander Greg Smith, a sixth-round draft selection of the Arizona Diamondbacks, was named third-team all-America and first-team all-SEC in 2005, posting a 10-3 mark with a 2.60 ERA and three complete games, including two shutouts. He worked 104 innings, allowing 99 hits and 30 earned runs with 25 walks and 82 strikeouts.

Smith entered elite company in a combined four starts against Ole Miss (April 17), Arkansas (April 24), Vanderbilt (May 1) and Kentucky (May 8). He fired 28.2 scoreless innings, beginning with the second inning

versus the Rebels. He finally surrendered a run in the fourth inning against UK. The streak included three straight complete games, including two shutouts in wins at Arkansas and at Vanderbilt. Smith's streak was the longest scoreless stretch by an LSU pitcher since Ben McDonald hurled an SEC-record 44.2 straight scoreless frames in 1989.

Stavinoha Receives All-SEC Recognition

Senior outfielder Nick Stavinoha was named second-team all-SEC in 2005, batting a team-high .370 (95-for-257) with 23 doubles, one triple, 18 homers, 50 runs and 65 RBI. He was named the Most Outstanding Player of the NCAA Baton Rouge Regional, hitting .647 (11-for-17 in four games with three doubles, one homer, three runs and six RBI. Stavinoha was chosen in the seventh round of the draft by the St. Louis Cardinals.



LSU claimed the 2005 SEC Western Division title and played host to an NCAA Regional for the 16th straight season.



Greg Smith received first-team all-SEC honors, and he was selected in the sixth round of the MLB draft by the Arizona Diamondbacks.

Harris Completes LSU Career with Stellar Season

Senior second baseman Clay Harris, an all-SEC selection in 2003 and 2004, was the ninth-round draft selection in 2005 of the Philadelphia Phillies. Harris hit .362 (88-for-243) on the year with 20 doubles, one triple, nine homers, 41 runs and 60 RBI. Harris started 200 games during his career at first base, second base and third base, and he made 16 appearances as a pitcher.

Harris, the only Tiger to start in all 62 games in 2005, made 181 consecutive starts, dating back to 2003. The last time Harris was not in the starting lineup was in a mid-week game versus Southeastern Louisiana on March 5, 2003.



Second baseman Clay Harris hit .362 and was selected in the ninth round of the MLB draft by the Philadelphia Phillies.

Dirks, Gill Named Second-Team All-SEC

Sophomore left-handed pitcher Clay Dirks and senior infielder/DH Blake Gill earned second-team all-SEC recognition. Dirks posted a 10-4 mark with a 3.24 ERA and 67 strikeouts in 94.1 innings. He was named SEC Pitcher of the Week on April 25 after firing a three-hit shutout at Arkansas. Dirks fired 124 pitches against the Razorbacks, allowing just three singles with no walks and a career-best eight strikeouts.

Gill, who also earned 2003 second-team all-SEC honors, batted .320 (70-for-219) in 2005 with 11 doubles, one triple, seven homers and 48 RBI. A career .316 hitter, he started in 217 games in four seasons, collecting 46 doubles, 10 triples, 18 homers, 170 RBI and 158 runs.

Determann Named SEC Scholar-Athlete of the Year

Junior left-handed pitcher Jason Determann was named the 2005 SEC Baseball Scholar-Athlete of the Year with a 3.781 GPA in biology. He was also voted to the ESPN The Magazine second-team Academic All-America squad. Determann received his undergraduate degree in May, and he was accepted to the LSU Medical School in New Orleans. Determann, the 35th-round selection of the Boston Red Sox, was 5-0 in 2005 with a 2.30 ERA and seven saves. He recorded 12 walks and 74 strikeouts in 62.2 innings, making 27 appearances (one start).

Faircloth Receives SEC Community Service Scholarship

Senior right-handed pitcher Jordan Faircloth received the SEC Community Service Post-Graduate Scholarship, and he was named to the SEC Good Works Team. Faircloth, who received his LSU degree in political science with a 3.383 GPA, was a volunteer speaker to children at local schools, served food at homeless shelters and was active in Habitat for Humanity, building homes for needy families. He was a member of the 2005 SEC Academic Honor Roll and a five-time member of the LSU Dean's List.

Mestepey Finishes Brilliant Career with 36 Wins

Senior left-hander Lane Mestepey completed his career with 36 wins, which is No. 2 on the all-time LSU victory list. He claimed sole possession of second place in LSU career victories with his 34th win over Georgia on March 18. The Zachary, La., native passed Stan Loewer, who tallied 33 wins between 1984-87.

Mestepey defeated Northwestern State in the NCAA Baton Rouge Regional on June 6 for his 36th victory, two wins shy of Scott Schultz' school record mark of 38 (1992-95). Mestepey also finished in seventh place in SEC career victories and in second place in SEC career innings pitched (480). South Carolina's Kip Bouknight (1998-2001) is the SEC's all-time leader in innings pitched with 482.

Mestepey, LSU's career leader in starts with 68, posted a 36-20 record with a 3.60 ERA in four seasons. He was the 2001 National Freshman of the Year and a two-time first-team all-SEC selection. Mestepey was also a two-time member of the SEC Academic Honor Roll.

INTRO

THIS IS LSU

PREVIEW

TIGERS

COACHES

REVIEW

HISTORY

RECORDS

LSU

- INTRO
- THIS IS LSU
- PREVIEW
- TIGERS
- COACHES
- REVIEW
- HISTORY
- RECORDS
- LSU

Twelve Tigers Named to SEC Academic Honor Roll

LSU placed 12 players on the 2005 SEC Academic Honor Roll, the highest total in the program's history. The following players were named to the honor roll: catcher Brad Bass (kinesiology), outfielder Steven Broschofsky (undeclared), pitcher Chase Dardar (general studies), catcher Will Davis (secondary education), pitcher Jason Determann (biology), pitcher Jordan Faircloth (political science), infielder Bryan Harris (kinesiology), pitcher Chris McDougall (kinesiology), pitcher Lane Mestepey (kinesiology), pitcher Brandon Nall (horticulture), outfielder Bruce Sprowl (mass communication) and outfielder Nick Stavinoha (management).

Six Tigers Chosen in MLB Draft

Six LSU players were selected in the 2005 Major League Baseball Draft, the highest total since eight Tigers were drafted in 2001. Players chosen in the '05 draft included: senior outfielder Ryan Patterson (fourth round, Toronto); junior left-handed pitcher Greg Smith (sixth round, Arizona); senior outfielder Nick Stavinoha (seventh round, St. Louis); senior infielder Clay Harris (ninth round, Philadelphia); junior catcher Matt Liuzza (30th round, Chicago Cubs); and left-handed pitcher Jason Determann (35th round, Boston).

LSU Leads Nation in Attendance for 10th Consecutive Year

LSU's 2005 total home attendance with 36 playing dates was 270,300, the seventh-largest figure in LSU history. The average paid attendance in 2005 was 7,508, which is the third-highest average in LSU annals. LSU has been ranked No. 1 in the nation in attendance in each of the last 10 seasons (1996-2005).

Action Jackson

Third baseman Chris Jackson, 2005 Freshman all-SEC selection, was a sparkplug for LSU at the top of the order after he first entered the starting lineup on April 10 versus South Carolina. At the same time, the River Ridge, La. native was wrapping up spring football practice as the squad's starting placekicker/punter.

For the Northwestern State on April 12, Jackson arrived at Alex Box Stadium 20 minutes before first pitch after going through a football workout. Without taking infield or batting practice, Jackson started at third base and went 3-for-6 with four runs and four RBI.



Jordan Faircloth received the SEC Community Service Post-Graduate Scholarship.

He also belted his first career homer in the bottom of the seventh.

On April 16, Jackson competed in the annual LSU spring football scrimmage in the morning before reporting to Alex Box 45 minutes before a 2 p.m. first pitch against Ole Miss. In his first at-bat, Jackson lined a single to right field and finished the game 3-for-5 with a run and an RBI. He also displayed tremendous defense at third base with four critical assists in the Tigers 7-6 triumph over the Rebels.

An Inning Like No Other

In a 20-3 home victory over Arizona State on March 13, LSU produced an inning unlike no other in school history. The Tigers plated 12 runs in the fourth inning highlighted

by four consecutive homers from Blake Gill, Ryan Patterson, Clay Harris and Nick Stavinoha. The four-straight HR feat had never been achieved before in school history.

When the barrage was finally over, LSU sent 17 batters to the plate, amassing the highest run tally in an inning since posting 14 runs on May 27, 2000 in the second game of the NCAA Baton Rouge Regional versus UL-Monroe. Ironically, the head coach of the Indians at the time was Smoke Laval. LSU had produced three consecutive homers in a game before, on May 23, 1998, against Cal State Fullerton in the NCAA Regional at Alex Box Stadium.



Lane Mestepey completed his career as LSU's all-time leader in innings pitched (480) and starts (68).



Outfielder Ryan Patterson earned first-team all-America and first-team all-SEC recognition.



Infielder Blake Gill earned all-SEC honors for the second time in his career.



Ace reliever Jason Determann was named the 2005 SEC Scholar-Athlete of the Year.

LSU By the Numbers

Home	23-13
Away	15-7
Neutral Sites	2-2
Day	22-11
Night	18-11
TV Games	16-9
On Jumbo Sports	8-1
On Cox Sports	6-5
On CSS	1-2
On ESPN2	0-1
On SEC-TV	1-0
Vs. SEC	18-14
Vs. SEC West	9-7
Vs. SEC East	9-7
Non-SEC Games	22-8
Vs. Louisiana opponents	10-4
Vs. Ranked opponents	13-11
Vs. C-USA	4-4
Vs. Mid-Continent	1-1
Vs. Pac-10	2-0
Vs. Southland	8-0
Vs. Sun Belt	5-0
Vs. SWAC	0-1
Vs. WAC	1-2
Vs. Metro Atlantic	1-0
Doubleheaders	3-1
Game 1 of weekend series	8-7
Game 2 of weekend series	12-3
Game 3 of weekend series	11-4
One-run games	5-4
Extra inning games	1-1
Shutouts	3-1
Number of Losing Streaks	3
Longest Losing Streak	3
Games in which LSU scores first	24-5
Games in which opponent scores first	16-17
When LSU scores 10+	12-0
When LSU scores <5	5-15
When opponent scores 10+	1-2
When opponent scores <5	26-5
When LSU leads after 6 innings	32-3
When LSU trails after 6 innings	4-18
When tied after 6 innings	4-1
When LSU leads after 7 innings	34-2
When LSU trails after 7 innings	3-19
When tied after 7 innings	3-1
When LSU leads after 8 innings	37-0
When LSU trails after 8 innings	0-20
When tied after 8 innings	3-2
When LSU has 10+ hits	28-11
When LSU has <6 hits	3-3
When opponent has 10+ hits	15-13
When opponent has <6 hits	8-2
When LSU has more hits	32-4
When LSU has fewer hits	6-14
Equal hits	2-4
When LSU hits 3+ home runs	11-0
When LSU hits 2+ home runs	18-3
When LSU hits no home runs	9-11
When opponent hits 3+ home runs	0-1
When opponent hits 2+ home runs	2-5
When opponent hits no home runs	24-10
Games won on final at-bat	2
Games lost on final at-bat	2
Come-from-behind wins	20
Losses when LSU led previously	9
Blown saves	2
Longest game	4:30 (at Alabama, 4/3; at UNO, 5/18)
Shortest game (min. 9 innings)	2:06 (at Alabama, 4/1)

INTRO
THIS IS LSU
PREVIEW
TIGERS
COACHES
REVIEW
HISTORY
RECORDS
LSU

2005 Results

INTRO
THIS IS LSU
PREVIEW
TIGERS
COACHES
REVIEW
HISTORY
RECORDS
LSU

GAME DATE	OPPOSING TEAM	SCORE	R-H-E	R-H-E	INNS	OVERALL	SEC	LSU PITCHER	ATTEND	TIME
Feb 11, 2005	NICHOLLS STATE	W 12-1	12-10-1	1-2-1	9	1-0-0	0-0-0	Mestepey (W 1-0)	8185	2:14
Feb 12, 2005	NICHOLLS STATE	W 19-2	19-20-1	2-5-4	9	2-0-0	0-0-0	Dirks (W 1-0)	8236	2:44
Feb 14, 2005	NICHOLLS STATE	W 6-3	6-5-0	3-8-4	9	3-0-0	0-0-0	Smith, G. (W 1-0)	7118	2:39
Feb 15, 2005	LOUISIANA-MONROE	W 9-6	9-14-2	6-10-3	9	4-0-0	0-0-0	Determann (W 1-0)	7418	3:03
Feb 18, 2005	ARKANSAS-LITTLE ROCK	W 4-2	4-8-1	2-8-1	9	5-0-0	0-0-0	Mestepey (W 2-0)	7646	2:13
Feb 19, 2005	ARKANSAS-LITTLE ROCK	W 11-8	11-14-0	8-13-3	9	6-0-0	0-0-0	Dirks (W 2-0)	8044	3:03
Feb 20, 2005	ARKANSAS-LITTLE ROCK	W 15-9	15-16-4	9-9-0	9	7-0-0	0-0-0	Smith, G. (W 2-0)	7475	3:21
Feb 25, 2005	at Houston	1-2 L	1-6-1	2-7-0	9	7-1-0	0-0-0	Mestepey (L 2-1)	2456	2:15
Feb 27, 2005	at Houston	W 11-5	11-14-1	5-12-2	9	8-1-0	0-0-0	Dirks (W 3-0)	2785	3:27
Feb 27, 2005	at Houston	W 8-1	8-8-1	1-5-4	9	9-1-0	0-0-0	Smith, G. (W 3-0)	2651	2:55
Mar 02, 2005	at Centenary	1-6 L	1-2-3	6-6-3	9	9-2-0	0-0-0	Nall (L 0-1)	3805	2:26
Mar 04, 2005	ALABAMA-BIRMINGHAM	W 12-6	12-9-0	6-13-7	9	10-2-0	0-0-0	Mestepey (W 3-1)	7419	2:54
Mar 05, 2005	ALABAMA-BIRMINGHAM	W 7-3	7-10-0	3-4-1	9	11-2-0	0-0-0	Dirks (W 4-0)	7539	2:26
Mar 06, 2005	ALABAMA-BIRMINGHAM	3-4 L	3-8-3	4-5-1	9	11-3-0	0-0-0	Smith, G. (L 3-1)	7605	2:38
Mar 08, 2005	TULANE	2-6 L	2-12-0	6-10-2	9	11-4-0	0-0-0	Meier (L 0-1)	7913	2:54
Mar 11, 2005	ARIZONA STATE	W 6-5	6-10-1	5-9-0	9	12-4-0	0-0-0	Mestepey (W 4-1)	7298	2:38
Mar 12, 2005	WESTERN ILLINOIS	W 10-8	10-11-2	8-16-0	9	13-4-0	0-0-0	Dardar (W 1-0)	7265	3:02
Mar 13, 2005	ARIZONA STATE	W 20-3	20-20-1	3-6-3	9	14-4-0	0-0-0	Smith, G. (W 4-1)	7422	2:54
*Mar 18, 2005	at Georgia	W 8-2	8-12-0	2-7-2	9	15-4-0	1-0-0	Mestepey (W 5-1)	1633	2:18
*Mar 19, 2005	at Georgia	W 5-3	5-8-0	3-6-2	9	16-4-0	2-0-0	Dirks (W 5-0)	2745	2:22
*Mar 20, 2005	at Georgia	W 6-4	6-10-4	4-8-1	9	17-4-0	3-0-0	Meier (W 1-1)	2801	2:59
Mar 23, 2005	vs Southeastern La.	W 4-2	4-9-0	2-8-0	9	18-4-0	3-0-0	Faircloth (W 1-0)	4217	2:30
*Mar 25, 2005	AUBURN	4-6 L	4-11-1	6-11-2	9	18-5-0	3-1-0	Mestepey (L 5-2)	7673	2:48
*Mar 26, 2005	AUBURN	W 6-3	6-8-0	3-7-2	9	19-5-0	4-1-0	Dirks (W 6-0)	7341	2:08
*Mar 27, 2005	AUBURN	5-7 L	5-11-0	7-13-0	9	19-6-0	4-2-0	Meier (L 1-2)	7254	2:48
Mar 29, 2005	NEW ORLEANS	W 18-10	18-17-6	10-9-2	9	20-6-0	4-2-0	Nall (W 1-1)	7324	3:11
*Apr 01, 2005	at Alabama	0-4 L	0-4-2	4-5-0	9	20-7-0	4-3-0	Mestepey (L 53-0)	4226	2:06
*Apr 02, 2005	at Alabama	W 11-2	11-11-3	2-5-3	9	21-7-0	5-3-0	Dirks (W 7-0)	4518	3:00
*Apr 03, 2005	at Alabama	4-5 L	4-11-2	5-14-2	(13)	21-8-0	5-4-0	Faircloth (L 1-1)	4591	4:30
Apr 05, 2005	at Nicholls State	W 3-2	3-11-1	2-6-1	9	22-8-0	5-4-0	Nall (W 2-1)	2532	2:33
Apr 06, 2005	vs Rice	W 8-2	8-12-2	2-5-0	9	23-8-0	5-4-0	English (W 1-0)	6393	2:46
*Apr 08, 2005	SOUTH CAROLINA	1-3 L	1-6-1	3-8-0	9	23-9-0	5-5-0	Mestepey (L 5-4)	7691	2:10
*Apr 09, 2005	SOUTH CAROLINA	1-5 L	1-3-2	5-9-0	9	23-10-0	5-6-0	Dirks (L 7-1)	7475	2:11
*Apr 10, 2005	SOUTH CAROLINA	5-7 L	5-13-2	7-11-3	9	23-11-0	5-7-0	Smith, G. (L 4-2)	7198	2:48
Apr 12, 2005	NORTHWESTERN STATE	W 19-2	19-19-0	2-6-3	9	24-11-0	5-7-0	Nall (W 3-1)	7175	2:46
*Apr 15, 2005	OLE MISS	8-14 L	8-12-0	14-18-1	9	24-12-0	5-8-0	Mestepey (L 5-5)	7699	3:12
*Apr 16, 2005	OLE MISS	W 7-6	7-17-2	6-10-0	9	25-12-0	6-8-0	Determann (W 2-0)	7837	3:10
*Apr 17, 2005	OLE MISS	W 5-1	5-7-0	1-4-1	9	26-12-0	7-8-0	Smith, G. (W 5-2)	7600	2:25
Apr 19, 2005	at Tulane	8-11 L	8-11-0	11-12-2	9	26-13-0	7-8-0	Nall (L 3-2)	12069	3:06
*Apr 22, 2005	at Arkansas	W 10-7	10-8-1	7-13-4	9	27-13-0	8-8-0	Determann (W 3-0)	8806	2:46
*Apr 23, 2005	at Arkansas	W 7-0	7-8-2	0-3-0	9	28-13-0	9-8-0	Dirks (W 8-1)	9133	2:39
*Apr 24, 2005	at Arkansas	W 6-0	6-13-0	0-8-1	9	29-13-0	10-8-0	Smith, G. (W 6-2)	8068	2:49
*Apr 30, 2005	at Vanderbilt	4-9 L	4-8-0	9-8-0	9	29-14-0	10-9-0	Mestepey (L 5-6)	1665	2:33
*Apr 30, 2005	at Vanderbilt	W 9-3	9-12-1	3-9-3	9	30-14-0	11-9-0	Dirks (W 9-1)	1825	2:52
*May 01, 2005	at Vanderbilt	W 3-0	3-5-0	0-7-1	9	31-14-0	12-9-0	Smith, G. (W 7-2)	1968	2:31
May 03, 2005	SOUTHERN	5-9 L	5-13-4	9-14-1	9	31-15-0	12-9-0	Meier (L 1-3)	7107	2:41
*May 06, 2005	KENTUCKY	W 6-5	6-5-1	5-7-3	9	32-15-0	13-9-0	Mestepey (W 6-6)	7758	2:20
*May 07, 2005	KENTUCKY	1-7 L	1-10-1	7-10-0	9	32-16-0	13-10-0	Dirks (L 9-2)	7883	2:32
*May 08, 2005	KENTUCKY	W 8-3	8-11-1	3-7-3	9	33-16-0	14-10-0	Smith, G. (W 8-2)	7297	2:35
*May 13, 2005	TENNESSEE	2-9 L	2-7-1	9-17-0	9	33-17-0	14-11-0	Mestepey (L 6-7)	7603	3:09
*May 14, 2005	TENNESSEE	W 9-3	9-15-0	3-10-1	9	34-17-0	15-11-0	Dirks (W 10-2)	7845	2:30
*May 15, 2005	TENNESSEE	W 14-4	14-11-1	4-10-3	9	35-17-0	16-11-0	Smith, G. (W 9-2)	7818	2:38
May 18, 2005	at New Orleans	W 7-5	7-11-1	5-10-2	(13)	36-17-0	16-11-0	Meier (W 2-3)	2334	4:30
*May 20, 2005	at Mississippi State	W 7-5	7-11-2	5-11-3	9	37-17-0	17-11-0	Determann (W 4-0)	6542	2:53
*May 21, 2005	at Mississippi State	3-5 L	3-10-1	5-10-2	9	37-18-0	17-12-0	Ramirez (L 0-1)	6975	2:57
*May 22, 2005	at Mississippi State	W 3-2	3-13-0	2-10-1	9	38-18-0	18-12-0	Smith, G. (W 10-2)	6850	2:50
#May 25, 2005	vs Mississippi State	2-9 L	2-9-1	9-17-0	9	38-19-0	18-12-0	Mestepey (L 6-8)	7989	3:03
#May 26, 2005	vs Tennessee	1-5 L	1-8-2	5-11-0	9	38-20-0	18-12-0	Dirks (L 10-3)	6452	3:03
&Jun 03, 2005	MARIST	W 14-5	14-19-2	5-11-3	9	39-20-0	18-12-0	Determann (W 5-0)	6861	3:00
&Jun 04, 2005	vs RICE	7-9 L	7-12-3	9-9-1	9	39-21-0	18-12-0	Smith, G. (L 10-3)	7645	3:07
&Jun 06, 2005	NORTHWESTERN STATE	W 12-4	12-12-1	4-11-6	9	40-21-0	18-12-0	Mestepey (W 7-8)	6742	3:08
&Jun 06, 2005	RICE	4-5 L	4-9-0	5-13-0	9	40-22-0	18-12-0	Dirks (L 10-4)	6891	3:15

* = Conference game
 # = SEC Tournament
 & = NCAA Regional
 () extra inning game

INTRO
THIS IS LSU
PREVIEW
TIGERS
COACHES
REVIEW
HISTORY
RECORDS
LSU

Feb 11, 2005 at Baton Rouge, La.

Nicholls State 100 000 000 - 1 2 1 (0-1)
 LSU 003 400 50X - 12 10 1 (1-0)

WP-Mestepey (1-0) LP-Fernandez, M (0-1) T-2:14 A-8185
 HR LSU - Sprowl (1), Weaver (1), Stavinoha (1), Buteau (1)
 Actual attendance: 5,284.

Feb 12, 2005 at Baton Rouge, La.

Nicholls State 000 100 100 - 2 5 4 (0-2)
 LSU 711 050 50X - 19 20 1 (2-0)

WP-Dirks (1-0) LP-Breaux, Just (0-1) T-2:44 A-8236
 HR LSU - Mayer (1)
 Actual Attendance: 5,359.

Feb 14, 2005 at Baton Rouge, La.

Nicholls State 000 101 100 - 3 8 4 (0-3)
 LSU 500 010 00X - 6 5 0 (3-0)

WP-Smith, G. (1-0) Save-Faircloth(1) LP-Markray, Mar (0-1) T-2:39 A-7118
 Actual attendance: 1,920

Feb 15, 2005 at Baton Rouge, La.

Louisiana-Monroe 013 020 000 - 6 10 3 (2-2)
 LSU 024 000 12X - 9 14 2 (4-0)

WP-Determann (1-0) LP-Stephens J (0-1) T-3:03 A-7418
 HR LSU - Harris, C. (1)
 Actual attendance: 3,207

Feb 18, 2005 at Baton Rouge, La.

Arkansas-Little Rock 000 001 010 - 2 8 1 (4-4)
 LSU 300 000 10X - 4 8 1 (5-0)

WP-Mestepey (2-0) Save-Faircloth(2) LP-Cromer, B (1-1) T-2:13 A-7646
 Actual attendance: 3,757

Feb 19, 2005 at Baton Rouge, La.

Arkansas-Little Rock 200 103 101 - 8 13 3 (4-5)
 LSU 201 420 11X - 11 14 0 (6-0)

WP-Dirks (2-0) Save-Determann(1) LP-Enlow, N (0-3) T-3:03 A-8044
 HR UALR - Bilokur, S (1), Bowman, E (1)
 HR LSU - Liuzza (1)
 Actual attendance: 4,670

Feb 20, 2005 at Baton Rouge, La.

Arkansas-Little Rock 002 020 050 - 9 9 0 (4-6)
 LSU 660 010 02X - 15 16 4 (7-0)

WP-Smith, G. (2-0) Save-English(1) LP-Clay, T (1-1) T-3:21 A-7475
 HR UALR - Lawrence, T (2)
 HR LSU - Stavinoha (2), Hebert (1)
 Actual attendance: 3,234

Feb 25, 2005 at Houston, Texas

LSU 000 010 000 - 1 6 1 (7-1)
 Houston 000 020 00X - 2 7 0 (3-6)

WP-Farrington (2-0) Save-Vaclavik(1) LP-Mestepey (2-1) T-2:15 A-2456

Feb 27, 2005 at Houston, Texas

LSU 224 001 002 - 11 14 1 (8-1)
 Houston 210 001 001 - 5 12 2 (3-7)

WP-Dirks (3-0) LP-Lincoln (0-2) T-3:27 A-2785
 HR LSU - Patterson (1), Harris, W. (1)
 HR UH - Tully, T. (2)



Pitcher Chris Cahill

Feb 27, 2005 at Houston, Texas

LSU 041 300 000 - 8 8 1 (9-1)
 Houston 001 000 000 - 1 5 4 (3-8)

WP-Smith, G. (3-0) LP-Flores (0-3) T-2:55 A-2651
 HR LSU - Patterson (2), Harris, C. (2)

Mar 02, 2005 at Shreveport, La.

LSU 000 000 100 - 1 2 3 (9-2)
 Centenary 130 020 00X - 6 6 3 (4-5)

WP-Biagi (1-0) LP-Nall (0-1) T-2:26 A-3805

Mar 04, 2005 at Baton Rouge, La.

Alabama-Birmingham 001 200 030 - 6 13 7 (6-4)
 LSU 100 420 32X - 12 9 0 (10-2)

WP-Mestepey (3-1) LP-Price (1-1) T-2:54 A-7419
 HR UAB - Rollin (3), Lichtner (1)
 HR LSU - Stavinoha (3)
 Actual attendance: 3,876

Mar 05, 2005 at Baton Rouge, La.

Alabama-Birmingham 000 000 012 - 3 4 1 (6-5)
 LSU 010 220 20X - 7 10 0 (11-2)

WP-Dirks (4-0) LP-Brown (2-0) T-2:26 A-7539
 Actual attendance: 3,846

Mar 06, 2005 at Baton Rouge, La.

Alabama-Birmingham 100 021 000 - 4 5 1 (7-5)
 LSU 003 000 000 - 3 8 3 (11-3)

WP-Mills (1-0) Save-Roberts(1) LP-Smith, G. (3-1) T-2:38 A-7605
 HR UAB - Helms (3)
 Actual attendance: 3,773

Mar 08, 2005 at Baton Rouge, La.

Tulane 003 001 020 - 6 10 2 (14-1)
 LSU 000 020 000 - 2 12 0 (11-4)

WP-Gomes (2-0) Save-Latham(2) LP-Meier (0-1) T-2:54 A-7913
 HR TU - Madden (2)
 HR LSU - Gill (1)

Mar 11, 2005 at Baton Rouge, La.

Arizona State 030 000 020 - 5 9 0 (11-11)
 LSU 103 200 00X - 6 10 1 (12-4)

WP-Mestepey (4-1) Save-Dirks(1) LP-Zinicola (2-2) T-2:38 A-7298
 HR LSU - Stewart (1)

- INTRO
- THIS IS LSU
- PREVIEW
- TIGERS
- COACHES
- REVIEW
- HISTORY
- RECORDS
- LSU



Infielder Michael Hollander

Mar 12, 2005 at Baton Rouge, La.

Western Illinois020 032 001 - 8 16 0	(4-12)
LSU104 201 02X - 10 11 2	(13-4)

WP-Dardar (1-0) Save-Faircloth(3) LP-Ferger (0-2) T-3:02 A-7265
 HR LSU - Patterson 2 (4)
 Actual Attendance: 3,356

Mar 13, 2005 at Baton Rouge, La.

Arizona State200 0 01 000 - 3 6 3	(13-12)
LSU400 (12)12 01X - 20 20 1	(14-4)

WP-Smith, G. (4-1) LP-Bresnehan (1-2) T-2:54 A-7422
 HR ASU - Gosewisch (4)
 HR LSU - Gill (2), Patterson 2 (6), Harris, C. (3), Stavinoha (4), Liuzza (2)
 Actual attendance: 3,397

Mar 18, 2005 at Athens, Ga.

LSU101 300 300 - 8 12 0	(15-4)
Georgia200 000 000 - 2 7 2	(10-7)

WP-Mestepey (5-1) LP-Boggs (1-2) T-2:18 A-1633
 HR LSU - Patterson (7)
 HR UG - Morris (6)

Mar 19, 2005 at Athens, Ga.

LSU031 010 000 - 5 8 0	(16-4)
Georgia200 000 100 - 3 6 2	(10-8)

WP-Dirks (5-0) Save-Determann(2) LP-Hyle (1-1) T-2:22 A-2745
 HR LSU - Patterson 2 (9), Stavinoha (5)

Mar 20, 2005 at Athens, Ga.

LSU000 011 031 - 6 10 4	(17-4)
Georgia012 000 100 - 4 8 1	(10-9)

WP-Meier (1-1) Save-Determann(3) LP-Startup (1-1) T-2:59 A-2801
 HR LSU - Harris, C. (4)

Mar 23, 2005 at Metairie, La.

LSU000 000 121 - 4 9 0	(18-4)
Southeastern La000 100 100 - 2 8 0	(9-14)

WP-Faircloth (1-0) Save-Determann(4) LP-St. Germain (0-3) T-2:30 A-4217
 HR LSU - Patterson (10)

Mar 25, 2005 at Baton Rouge, La.

Auburn121 000 200 - 6 11 2	(18-7)
LSU002 020 000 - 4 11 1	(18-5)

WP-Madden (4-0) LP-Mestepey (5-2) T-2:48 A-7673
 HR LSU - Patterson (11)
 Actual attendance: 4,882

Mar 26, 2005 at Baton Rouge, La.

Auburn010 010 001 - 3 7 2	(18-8)
LSU000 040 02X - 6 8 0	(19-5)

WP-Dirks (6-0) LP-Sullivan, J. (4-2) T-2:08 A-7341
 HR AU - Bell (5)
 Actual attendance: 3,208

Mar 27, 2005 at Baton Rouge, La.

Auburn010 010 131 - 7 13 0	(19-8)
LSU005 000 000 - 5 11 0	(19-6)

WP-Nix (4-1) Save-Madden(4) LP-Meier (1-2) T-2:48 A-7254
 Actual attendance: 2,534

Mar 29, 2005 at Baton Rouge, La.

New Orleans420 004 000 - 10 9 2	(6-17)
LSU322 145 01X - 18 17 6	(20-6)

WP-Nall (1-1) LP-Rodriguez (1-3) T-3:11 A-7324
 HR UNO - Murray (1)
 HR LSU - Patterson (12), Stavinoha (6), Hollander (1), Weaver (2)
 Actual attendance: 2,814

Apr 01, 2005 at Tuscaloosa, Ala.

LSU000 000 000 - 0 4 2	(20-7)
Alabama100 012 00X - 4 5 0	(21-8)

WP-Large (5-2) LP-Mestepey (53-0) T-2:06 A-4226
 HR UA - Scott (1), Valverde (2)

Apr 02, 2005 at Tuscaloosa, Ala.

LSU002 030 240 - 11 11 3	(21-7)
Alabama200 000 000 - 2 5 3	(21-9)

WP-Dirks (7-0) LP-B. Carter (4-2) T-3:00 A-4518
 HR LSU - Gill (3), Patterson (13), Weaver (3)
 HR UA - Scott (2)

Apr 03, 2005 at Tuscaloosa, Ala.

LSU000 020 200 000 0 - 4 11 2	(21-8)
Alabama010 101 010 000 1 - 5 14 2	(22-9)

WP-J. Davis (3-0) LP-Faircloth (1-1) T-4:30 A-4591
 HR UA - Thomley (1)

Apr 05, 2005 at Thibodaux, La.

LSU110 100 000 - 3 11 1	(22-8)
Nicholls State001 100 000 - 2 6 1	(14-16)

WP-Nall (2-1) Save-Faircloth(4) LP-Breaux, Just (0-3) T-2:33 A-2532

Apr 06, 2005 at Metairie, La.

Rice001 000 010 - 2 5 0	(21-11)
LSU010 322 00X - 8 12 2	(23-8)

WP-English (1-0) LP-Cox (1-2) T-2:46 A-6393
 HR RU - Savery (2)
 HR LSU - Harris, C. (5), Stavinoha (7), Harris, W. (2)

Apr 08, 2005 at Baton Rouge, La.

South Carolina001 200 000 - 3 8 0	(26-5)
LSU001 000 000 - 1 6 1	(23-9)

WP-Fletcher, J. (4-1) Save-Marsh, B.(6) LP-Mestepey (5-4) T-2:10 A-7691
 HR LSU - Harris, W. (3)
 Actual attendance: 4,541

INTRO
THIS IS LSU
PREVIEW
TIGERS
COACHES
REVIEW
HISTORY
RECORDS
LSU

Apr 09, 2005 at Baton Rouge, La.

South Carolina111 002 000 - 5 9 0 (27-5)
 LSU000 010 000 - 1 3 2 (23-10)

WP-McCamie, Z. (7-1) LP-Dirks (7-1) T-2:11 A-7475
 HR SC - Pearce, S. (9)
 Actual attendance: 4,049

Apr 10, 2005 at Baton Rouge, La.

South Carolina111 100 021 - 7 11 3 (28-5)
 LSU000 020 021 - 5 13 2 (23-11)

WP-Rawl, A. (6-2) Save-Marsh, B.(7) LP-Smith, G. (4-2) T-2:48 A-7198
 HR SC - Campbell, M. 2 (6), Paxton, I. (2)
 HR LSU - Gill (4), Weaver (4)
 Actual attendance: 3,013

Apr 12, 2005 at Baton Rouge, La.

Northwestern St020 000 000 - 2 6 3 (27-11)
 LSU212 230 36X - 19 19 0 (24-11)

WP-Nall (3-1) LP-Jones, Rusty (3-2) T-2:46 A-7175
 HR NW - Durham, Mile (5)
 HR LSU - Jackson (1), Gill (5), Stavinoha (8)
 Actual attendance: 2,324

Apr 15, 2005 at Baton Rouge, La.

Ole Miss063 100 040 - 14 18 1 (24-10)
 LSU204 010 010 - 8 12 0 (24-12)

WP-Baumgardner (1-0) Save-Stephen Head(2) LP-Mestepey (5-5) T-3:12 A-7699
 HR UM - Mark Wright (7)
 HR LSU - Stavinoha (9), Harris, C. (6)
 Actual attendance: 4,502

Apr 16, 2005 at Baton Rouge, La.

Ole Miss000 140 100 - 6 10 0 (24-11)
 LSU210 100 201 - 7 17 2 (25-12)

WP-Determann (2-0) LP-Baumgardner (1-1) T-3:10 A-7837
 HR LSU - Stavinoha (10), Harris, C. (7)
 Actual attendance: 4,187
 Smoke Laval ejected from game in bottom of seventh

Apr 17, 2005 at Baton Rouge, La.

Ole Miss010 000 000 - 1 4 1 (24-12)
 LSU001 002 11X - 5 7 0 (26-12)

WP-Smith, G. (5-2) LP-Eric Fowler (2-2) T-2:25 A-7600
 HR UM - Mark Wright (8)
 HR LSU - Harris, W. (4)
 Actual attendance: 3,862

Apr 19, 2005 at Metairie, La.

LSU310 020 011 - 8 11 0 (26-13)
 Tulane112 700 00X - 11 12 2 (33-6)

WP-Crowel (8-0) Save-Latham(6) LP-Nall (3-2) T-3:06 A-12069
 HR LSU - Harris, C. (8)
 HR TU - Holland (4)

Apr 22, 2005 at Fayetteville, Ark.

LSU000 151 003 - 10 8 1 (27-13)
 Arkansas330 100 000 - 7 13 4 (31-9)

WP-Determann (3-0) LP-Boyce (7-6) T-2:46 A-8806
 HR LSU - Patterson 2 (15), Stavinoha (11), Stewart (2)
 HR AR - Hamblin (10)



Outfielder Bruce Sprowl

Apr 23, 2005 at Fayetteville, Ark.

LSU200 020 030 - 7 8 2 (28-13)
 Arkansas000 000 000 - 0 3 0 (31-10)

WP-Dirks (8-1) LP-Gilbert (3-1) T-2:39 A-9133
 HR LSU - Patterson (16), Mayer (2), Hebert (2)

Apr 24, 2005 at Fayetteville, Ark.

LSU010 003 011 - 6 13 0 (29-13)
 Arkansas000 000 000 - 0 8 1 (31-11)

WP-Smith, G. (6-2) LP-Land (1-1) T-2:49 A-8068

Apr 30, 2005 at Nashville, Tenn.

LSU002 001 100 - 4 8 0 (29-14)
 Vanderbilt033 000 30X - 9 8 0 (29-12)

WP-Lewis (7-2) Save-Shao(2) LP-Mestepey (5-6) T-2:33 A-1665
 HR LSU - Patterson (17)

Game One of Doubleheader; Postponed from Friday due to storms in the Nashville area.

Apr 30, 2005 at Nashville, Tenn.

LSU301 100 211 - 9 12 1 (30-14)
 Vanderbilt002 000 100 - 3 9 3 (29-13)

WP-Dirks (9-1) LP-Mullins (5-1) T-2:52 A-1825
 HR LSU - Stavinoha (12)

Second game of series and double header; VU wins first game 9-4

May 01, 2005 at Nashville, Tenn.

LSU002 010 000 - 3 5 0 (31-14)
 Vanderbilt000 000 000 - 0 7 1 (29-14)

WP-Smith, G. (7-2) LP-Price (2-3) T-2:31 A-1968
 HR LSU - Stavinoha (13)

May 03, 2005 at Baton Rouge, La.

Southern101 100 231 - 9 14 1 (23-14)
 LSU000 110 201 - 5 13 4 (31-15)

WP-BAYLESS,D. (5-2) Save-GIVENS,D.(1) LP-Meier (1-3) T-2:41 A-7107
 HR SU - CLARK,D. (10), GAUSE,G. (4)
 Actual attendance: 2,029

May 06, 2005 at Baton Rouge, La.

Kentucky211 000 010 - 5 7 3 (23-21)
 LSU000 004 20X - 6 5 1 (32-15)

WP-Mestepey (6-6) Save-Determann(5) LP-C. Snipp (3-4) T-2:20 A-7758
 HR LSU - Stavinoha (14)
 Actual attendance: 4,061

INTRO
THIS IS LSU
PREVIEW
TIGERS
COACHES
REVIEW
HISTORY
RECORDS
LSU

May 07, 2005 at Baton Rouge, La.

Kentucky040 300 000 - 7 10 0 (24-21)
LSU000 010 000 - 1 10 1 (32-16)

WP-A. Tennyson (6-1) Save-B. Baber(5) LP-Dirks (9-2) T-2:32 A-7883
HR UK - J. Schmidt (1), S. Lehmann (5)
Actual attendance: 4,616

May 08, 2005 at Baton Rouge, La.

Kentucky000 200 100 - 3 7 3 (24-22)
LSU030 210 20X - 8 11 1 (33-16)

WP-Smith, G. (8-2) Save-Determann(6) LP-A. Albers (4-5) T-2:35 A-7297
Actual attendance: 2,555

May 13, 2005 at Baton Rouge, La.

Tennessee001 015 002 - 9 17 0 (36-14)
LSU200 000 000 - 2 7 1 (33-17)

WP-Hochevar (12-2) LP-Mestepey (6-7) T-3:09 A-7603
HR LSU - Stavinoha (15)
Actual Attendance: 4,619

May 14, 2005 at Baton Rouge, La.

Tennessee000 001 020 - 3 10 1 (36-15)
LSU202 030 02X - 9 15 0 (34-17)

WP-Dirks (10-2) LP-Cobb (5-3) T-2:30 A-7845
HR UT - Iorg (14)
HR LSU - Patterson (18), Mayer (3)
Actual Attendance: 4,243

May 15, 2005 at Baton Rouge, La.

Tennessee000 000 040 - 4 10 3 (36-16)
LSU282 011 00X - 14 11 1 (35-17)

WP-Smith, G. (9-2) LP-Adkins (7-3) T-2:38 A-7818
HR LSU - Patterson (19), Stavinoha (16)
Actual Attendance: 4,714

May 18, 2005 at New Orleans, La.

LSU000 140 000 000 2 - 7 11 1 (36-17)
New Orleans300 000 200 000 0 - 5 10 2 (17-35)

WP-Meier (2-3) LP-Dorcey (0-1) T-4:30 A-2334
HR LSU - Stavinoha (17), Harris, C. (9)

May 20, 2005 at Starkville, Miss.

LSU000 030 130 - 7 11 2 (37-17)
Mississippi State000 022 100 - 5 11 3 (35-19)

WP-Determann (4-0) LP-Cleveland (2-1) T-2:53 A-6542

May 21, 2005 at Starkville, Miss.

LSU120 000 000 - 3 10 1 (37-18)
Mississippi State000 020 30X - 5 10 2 (36-19)

WP-Pigott (2-1) Save-Valentine(3) LP-Ramirez (0-1) T-2:57 A-6975
HR LSU - Sprowl (2)

May 22, 2005 at Starkville, Miss.

LSU001 011 000 - 3 13 0 (38-18)
Mississippi State001 010 000 - 2 10 1 (36-20)

WP-Smith, G. (10-2) Save-Determann(7) LP-Crosby (5-3) T-2:50 A-6850
HR LSU - Hebert (3)
HR MS - Rutledge (1)

May 25, 2005 at Hoover, Ala. (SEC TOURNAMENT)

Mississippi State401 120 100 - 9 17 0 (37-20)
LSU000 000 200 - 2 9 1 (38-19)

WP-Johnson, A (4-6) LP-Mestepey (6-8) T-3:03 A-7989

May 26, 2005 at Hoover, Ala. (SEC TOURNAMENT)

LSU000 010 000 - 1 8 2 (38-20)
Tennessee200 100 20X - 5 11 0 (40-18)

WP-Hochevar (14-2) LP-Dirks (10-3) T-3:03 A-6452
HR LSU - Gill (6)
HR UT - Edmundson (8)

June 03, 2005 at Baton Rouge, La. (NCAA REGIONAL)

Marist400 100 000 - 5 11 3 (33-20)
LSU201 002 63X - 14 19 2 (39-20)

WP-Determann (5-0) LP-Chambers (3-6) T-3:00 A-6861
HR LSU - Mayer (4), Stavinoha (18), Stewart (3), Liuzza (3)
Actual attendance: 4,990

June 04, 2005 at Baton Rouge, La. (NCAA REGIONAL)

LSU000 100 060 - 7 12 3 (39-21)
RICE030 200 40X - 9 9 1 (43-17)

WP-Savery (8-4) LP-Smith, G. (10-3) T-3:07 A-7645
HR LSU - Patterson (20), Gill (7)
Actual attendance: 6,631
LSU will face Northwestern La. on Sunday at 1 p.m. CDT
Rice will face the LSU-NSU winner at 6 p.m. CDT

June 06, 2005 at Baton Rouge, La. (NCAA REGIONAL)

Northwestern La010 002 100 - 4 11 6 (41-20)
LSU010 106 40X - 12 12 1 (40-21)

WP-Mestepey (7-8) Save-Ramirez(1) LP-Johnston, S (2-2) T-3:08 A-6742
HR NWLA - DeRosa, Case (2)
Game delayed 1:04 in top of fourth due to rain.
Game suspended until Monday in bottom of seventh.
Actual attendance: 3,614.
Northwestern La. eliminated; LSU to face Rice at 12:40 pm

Jun 06, 2005 at Baton Rouge, La. (NCAA REGIONAL)

RICE020 001 101 - 5 13 0 (44-17)
LSU004 000 000 - 4 9 0 (40-22)

WP-Pendleton (5-3) LP-Dirks (10-4) T-3:15 A-6891
HR RICE - Dodson (2), Reagan (1)
Actual attendance: 3,765



Outfielder Quinn Stewart

Record: 40-22 Home: 23-13 Away: 15-7 Neutral: 2-2 SEC: 18-12

- INTRO
- THIS IS LSU
- PREVIEW
- TIGERS
- COACHES
- REVIEW
- HISTORY
- RECORDS
- LSU

Batting (All games Sorted by Batting avg)

Player	AVG	GP	GS	AB	R	H	2B	3B	HR	RBI	TB	SLG%	BB	HBP	SO	GDP	OB%	SF	SH	SB	ATT	PO	A	E	FLD%
43 Nick Stavino	.370	62	60	257	50	95	23	1	18	65	174	.677	17	1	20	2	.408	2	0	5	6	91	8	4	.961
12 Ryan Patterson	.369	61	61	249	74	92	23	2	20	56	179	.719	30	7	28	4	.448	2	0	7	8	118	3	2	.984
21 Clay Harris	.362	62	62	243	41	88	20	1	9	60	137	.564	31	6	38	3	.440	4	0	1	3	130	182	6	.981
3 Blake Gill	.320	56	52	219	41	70	11	1	7	48	104	.475	16	2	34	8	.364	5	2	8	8	168	39	6	.972
5 Chris Jackson	.305	36	28	128	29	39	3	1	1	17	47	.367	9	4	28	1	.369	0	2	0	2	21	68	9	.908
2 Derek Hebert	.272	47	29	125	20	34	4	2	3	11	51	.408	11	2	17	4	.341	0	0	4	4	48	102	8	.949
24 Bruce Sprowl	.264	53	35	144	28	38	1	2	2	13	49	.340	20	12	14	5	.395	1	2	5	9	97	0	0	1.000
14 Matt Liuzza	.251	46	45	171	30	43	10	0	3	24	62	.363	19	1	36	4	.326	2	5	0	0	297	27	2	.994
7 Michael Hollander	.246	44	38	130	18	32	6	0	1	14	41	.315	17	1	23	3	.336	1	4	2	2	38	119	13	.924
25 Will Harris	.213	46	42	141	23	30	7	0	4	20	49	.348	24	3	35	5	.333	3	0	0	0	396	22	3	.993
54 Steve Broschofsky	.500	1	0	2	1	1	1	0	0	0	2	1.000	0	0	1	0	.500	0	0	0	0	0	0	0	.000
32 Rhett Buteau	.333	23	1	15	8	5	0	1	1	4	10	.667	1	1	4	0	.412	0	1	2	2	9	0	0	1.000
11 Jordan Mayer	.313	42	31	115	16	36	13	1	4	26	63	.548	19	5	35	1	.432	0	2	0	0	37	6	3	.935
40 Quinn Stewart	.250	44	33	116	19	29	7	2	3	13	49	.422	14	2	25	3	.338	1	1	2	3	38	1	4	.907
16 J.P. Padron	.240	9	5	25	7	6	0	0	0	2	6	.240	4	0	6	0	.345	0	0	0	0	1	10	1	.917
9 Dustin Weaver	.168	33	26	95	19	16	3	0	4	15	31	.326	14	2	12	5	.286	1	3	0	1	140	16	3	.981
38 Brad Bass	.167	4	0	6	2	1	0	0	0	1	.167	0	2	3	1	.375	0	0	0	0	4	0	0	1.000	
4 Bryan Harris	.122	18	10	41	11	5	1	0	0	8	6	.146	8	1	9	1	.275	1	0	1	1	17	17	2	.923
52 Will Davis	.000	3	0	1	0	0	0	0	0	1	0	.000	1	0	0	0	.500	0	0	0	0	3	0	0	1.000
53 Gerard Victoriano	.000	1	0	0	0	0	0	0	0	0	0	.000	0	0	0	0	.000	0	0	0	0	0	0	0	.000
Totals	.297	62	62	2223	437	660	133	14	80	397	1061	.477	255	52	368	50	.379	23	22	37	49	1671	725	76	.969
Opponents	.264	62	62	2146	294	566	118	7	36	271	806	.376	176	60	428	52	.334	18	35	44	52	1626	624	104	.956

LOB - Team (514), Opp (470). DPs turned - Team (63), Opp (60). CI - Team (0), Opp (2). IBB - Team (6), Patterson 4, Gill 1, Stavino 1, Opp (5). Picked off - Sprowl 2, Jackson 1, Hebert 1, Hollander 1.

Pitching (All games Sorted by Earned run avg)

PLAYER	ERA	W	L	APP	GS	CG	SHO	CBO	SV	IP	H	R	ER	BB	SO	2B	3B	HR	AB	B/AVG	WP	HBP	BK	SFA	SHA
33 Jason Determann	2.30	5	0	27	1	0	0	0	7	62.2	61	19	16	12	74	15	1	4	242	.252	6	0	1	1	5
27 Greg Smith	2.60	10	3	17	16	3	2	0	0	104.0	99	40	30	25	82	20	1	8	393	.252	2	7	4	1	6
13 Clay Dirks	3.24	10	4	17	15	3	1	0	1	94.1	84	44	34	27	67	16	1	8	360	.233	3	6	0	1	2
46 Lane Mestepey	4.94	7	8	17	17	2	0	0	0	98.1	115	67	54	24	52	21	1	5	390	.295	2	10	0	4	11
29 Jordan Faircloth	2.75	1	1	24	0	0	0	0	4	39.1	44	14	12	14	27	8	1	1	151	.291	2	6	1	0	4
34 Eric English	3.82	1	0	14	1	0	0	0	1	30.2	23	15	13	16	26	3	0	3	113	.204	2	4	0	0	2
36 Edgar Ramirez	4.50	0	1	17	0	0	0	0	1	36.0	40	20	18	13	33	6	1	0	139	.288	4	5	0	4	1
35 Justin Meier	4.79	2	3	14	5	0	0	0	0	41.1	41	26	22	15	30	13	0	3	161	.255	3	7	0	3	2
8 Brandon Nall	5.18	3	2	7	4	0	0	0	0	24.1	19	18	14	10	10	4	0	1	83	.229	3	12	0	3	2
41 Chris Cahill	5.52	0	0	7	1	0	0	0	0	14.2	19	14	9	10	14	5	0	1	62	.306	1	1	0	0	0
23 Chase Dardar	13.50	1	0	7	2	0	0	0	0	11.1	21	17	17	10	13	7	1	2	52	.404	3	2	0	1	0
Totals	3.86	40	22	62	62	8	3	0	14	557.0	566	294	239	176	428	118	7	36	2146	.264	31	60	6	18	35
Opponents	5.80	22	40	62	62	4	1	0	12	542.0	660	437	349	255	368	133	14	80	2223	.297	45	52	8	23	22

PB - Team (4), Weaver 2, Liuzza 2, Opp (10). Pickoffs - Team (10), Smith, G. 5, Dirks 3, Mestepey 1, Faircloth 1, Opp (5). SBA/ATT - Liuzza (32-32), Weaver (12-15), Mestepey (12-15), Smith, G. (5-7), Determann (6-6), Dirks (4-5), Meier (5-5), Faircloth (4-5), English (3-3), Nall (2-2), Dardar (1-2), Ramirez (1-1), Cahill (1-1).

Fielding (All games Sorted by Fielding pct)

PLAYER	C	PO	A	E	FLD%	DPS	SBA	CSB	SBA%	PB	CI	PLAYER	C	PO	A	E	FLD%	DPS	SBA	CSB	SBA%	PB	CI
24 Bruce Sprowl	97	97	0	0	1.000	0	0	0	-	0	0	3 Blake Gill	213	168	39	6	.972	22	0	0	-	0	0
46 Lane Mestepey	29	1	28	0	1.000	1	12	3	.800	0	0	43 Nick Stavino	103	91	8	4	.961	0	0	0	-	0	0
33 Jason Determann	16	5	11	0	1.000	2	6	0	1.000	0	0	2 Derek Hebert	158	48	102	8	.949	20	0	0	-	0	0
29 Jordan Faircloth	13	1	12	0	1.000	1	4	1	.800	0	0	11 Jordan Mayer	46	37	6	3	.935	2	0	0	-	0	0
32 Rhett Buteau	9	9	0	0	1.000	0	0	0	-	0	0	7 Michael Hollander	170	38	119	13	.924	21	0	0	-	0	0
35 Justin Meier	7	3	4	0	1.000	0	5	0	1.000	0	0	4 Bryan Harris	26	7	17	2	.923	4	0	0	-	0	0
34 Eric English	7	5	2	0	1.000	2	3	0	1.000	0	0	16 J.P. Padron	12	1	10	1	.917	0	0	0	-	0	0
38 Brad Bass	4	4	0	0	1.000	2	0	0	-	0	0	5 Chris Jackson	98	21	68	9	.908	14	0	0	-	0	0
36 Edgar Ramirez	4	0	4	0	1.000	0	1	0	1.000	0	0	40 Quinn Stewart	43	38	1	4	.907	1	0	0	-	0	0
52 Will Davis	3	3	0	0	1.000	0	0	0	-	0	0	27 Greg Smith	25	3	19	3	.880	1	5	2	.714	0	0
23 Chase Dardar	2	1	1	0	1.000	1	1	1	.500	0	0	13 Clay Dirks	25	7	15	3	.880	1	4	1	.800	0	0
14 Matt Liuzza	326	297	27	2	.994	1	32	0	1.000	2	0	8 Brandon Nall	12	1	8	3	.750	1	2	0	1.000	0	0
25 Will Harris	421	396	22	3	.993	29	0	0	-	0	0	41 Chris Cahill	3	1	1	1	.667	0	1	0	1.000	0	0
12 Ryan Patterson	123	118	3	2	.984	0	0	0	-	0	0	53 Gerard Victoriano	0	0	0	0	.000	0	0	0	-	0	0
21 Clay Harris	318	130	182	6	.981	42	0	0	-	0	0	54 Steve Broschofsky	0	0	0	0	.000	0	0	0	-	0	0
9 Dustin Weaver	159	140	16	3	.981	3	12	3	.800	2	0	Totals	2472	1671	725	76	.969	63	44	8	.846	4	0
												Opponents	2354	1626	624	104	.956	60	37	12	.755	10	2

Record: 18-12 Home: 7-8 Away: 11-4

Batting

PLAYER	AVG	GP	GS	AB	R	H	2B	3B	HR	RBI	TB	SLG%	BB	HBP	SO	GDP	OB%	SF	SH	SB	ATT	PO	A	E	FLD%
12 Ryan Patterson	.350	30	30	123	26	43	9	1	11	24	87	.707	14	3	17	1	.429	0	0	1	1	67	0	1	.985
43 Nick Stavino	.333	30	30	135	24	45	11	0	9	26	83	.615	5	0	10	2	.357	0	0	3	4	53	4	3	.950
3 Blake Gill	.312	27	26	109	15	34	6	0	2	15	46	.422	11	0	17	4	.372	1	2	5	5	91	25	4	.967
11 Jordan Mayer	.308	21	17	65	8	20	7	0	2	10	33	.508	8	3	19	0	.408	0	0	0	0	23	2	1	.962
21 Clay Harris	.297	30	30	118	12	35	5	0	3	24	49	.415	15	4	23	3	.388	2	0	1	2	64	81	4	.973
5 Chris Jackson	.266	20	19	79	16	21	1	0	0	9	22	.278	4	3	18	1	.326	0	1	0	2	9	45	6	.900
40 Quinn Stewart	.219	23	20	64	9	14	0	1	1	4	19	.297	6	2	14	2	.301	1	0	1	1	21	0	2	.913
14 Matt Liuzza	.209	23	23	86	14	18	8	0	0	11	26	.302	10	0	15	3	.292	0	2	0	0	132	11	1	.993
7 Michael Hollander	.191	24	20	68	10	13	1	0	0	5	14	.206	7	1	11	1	.273	1	1	1	1	19	73	3	.968
25 Will Harris	.167	20	19	66	8	11	3	0	2	7	20	.303	7	1	16	2	.247	3	0	0	0	187	12	0	1.000
4 Bryan Harris	.500	3	0	2	1	1	0	0	0	1	1	.500	0	0	0	0	.500	0	0	0	0	0	0	0	.000
24 Bruce Sprowl	.316	26	13	57	9	18	0	0	1	4	21	.368	5	4	6	3	.409	0	1	2	4	49	0	0	1.000
2 Derek Hebert	.271	21	12	48	6	13	3	0	2	6	22	.458	7	0	5	1	.364	0	0	3	3	24	39	3	.955
9 Dustin Weaver	.122	14	11	41	7	5	1	0	2	5	12	.293	4	1	8	1	.217	0	2	0	0	53	6	0	1.000
32 Rhett Buteau	.000	7	0	3	3	0	0	0	0	0	0	.000	0	0	1	0	.000	0	0	1	1	3	0	0	1.000
Totals	.273	30	30	1064	168	291	55	2	35	151	455	.428	103	22	180	24	.348	8	9	18	24	810	350	31	.974
Opponents	.264	30	30	1047	134	276	62	3	17	123	395	.377	72	23	179	22	.323	7	20	22	24	801	298	44	.962

LOB - Team (237), Opp (225). DPs turned - Team (25), Opp (29). IBB - Team (3), Patterson 2, Gill 1, Opp (3). Picked off - Hollander 1, Sprowl 1, Hebert 1.

Pitching

PLAYER	ERA	W	L	APP	GS	CG	SHO	CBO	SV	IP	H	R	ER	BB	SO	2B	3B	HR	AB	B/AVG	W/P	HBP	BK	SFA	SHA
33 Jason Determann	2.08	3	0	15	0	0	0	0	5	34.2	34	11	8	6	38	9	0	1	137	.248	3	0	1	1	3
41 Chris Cahill	0.00	0	0	1	0	0	0	0	0	1.0	0	0	0	1	2	0	0	0	3	.000	0	0	0	0	0
8 Brandon Nall	0.00	0	0	1	0	0	0	0	0	1.0	1	0	0	0	0	0	0	0	3	.333	0	0	0	0	0
27 Greg Smith	1.89	6	1	10	10	3	2	0	0	66.2	65	18	14	11	45	12	1	5	251	.259	0	5	4	1	4
29 Jordan Faircloth	2.01	0	1	11	0	0	0	0	0	22.1	22	6	5	9	16	5	1	1	84	.262	0	2	1	0	2
13 Clay Dirks	3.38	6	2	10	10	3	1	0	0	64.0	59	32	24	16	41	10	0	6	251	.235	2	5	0	1	2
36 Edgar Ramirez	4.50	0	1	6	0	0	0	0	0	12.0	12	7	6	6	8	3	0	0	44	.273	1	1	0	1	0
46 Lane Mestepey	6.33	2	6	10	10	2	0	0	0	58.1	71	47	41	18	23	17	1	4	232	.306	2	8	0	2	9
34 Eric English	6.75	0	0	3	0	0	0	0	0	6.2	4	5	5	3	4	1	0	0	24	.167	1	1	0	0	0
35 Justin Meier	18.90	1	1	3	0	0	0	0	0	3.1	8	8	7	2	2	5	0	0	18	.444	1	1	0	1	0
Totals	3.67	18	12	30	30	8	3	0	5	270.0	276	134	110	72	179	62	3	17	1047	.264	10	23	6	7	20
Opponents	4.45	12	18	30	30	2	1	0	7	267.0	291	168	132	103	180	55	2	35	1064	.273	15	22	1	8	9

PB - Team (1), Liuzza 1, Opp (9). Pickoffs - Team (3), Smith, G. 2, Dirks 1, Opp (3). SBA/ATT - Liuzza (17-17), Mestepey (9-10), Weaver (5-5), Smith, G. (4-5), Dirks (4-4), English (2-2), Faircloth (2-2), Determann (1-1).



Jordan Mayer
2005 Freshman All-SEC



Chris Jackson
2005 Freshman All-SEC

Batting Analysis (All games Sorted by Player Name)

PLAYER	VS LEFT			VS RIGHT			W/RUNNERS ON			W/BASES EMPTY			W/BASES LOADED			RCH AS LEADOFF			FLY	GND	FLY/GND
	H	AB	AVG	H	AB	AVG	H	AB	AVG	H	AB	AVG	H	AB	AVG	RCH	OPS	PCT			
38 Brad Bass	0	0	-	1	6	.167	0	2	.000	1	4	.250	0	0	-	0	2	.000	0	2	0.0
54 Steve Broschofsky	0	0	-	1	2	.500	1	1	1.000	0	1	.000	0	0	-	0	0	-	0	0	0.0
32 Rhett Buteau	0	0	-	5	15	.333	3	9	.333	2	6	.333	1	2	.500	0	2	.000	3	4	0.8
52 Will Davis	0	0	-	0	1	.000	0	1	.000	0	0	-	0	1	.000	0	0	-	0	0	0.0
3 Blake Gill	17	48	.354	53	171	.310	39	110	.355	31	109	.284	2	5	.400	12	36	.333	53	64	0.8
4 Bryan Harris	1	6	.167	4	35	.114	4	22	.182	1	19	.053	0	1	.000	2	9	.222	10	17	0.6
21 Clay Harris	36	64	.563	52	179	.291	52	127	.409	36	116	.310	5	10	.500	20	49	.408	68	49	1.4
25 Will Harris	10	42	.238	20	99	.202	16	75	.213	14	66	.212	0	6	.000	14	43	.326	46	28	1.6
2 Derek Hebert	2	6	.333	32	119	.269	15	64	.234	19	61	.311	0	3	.000	16	34	.471	32	38	0.8
7 Michael Hollander	12	53	.226	20	77	.260	13	60	.217	19	70	.271	2	6	.333	9	33	.273	35	41	0.9
5 Chris Jackson	15	43	.349	24	85	.282	22	60	.367	17	68	.250	3	5	.600	12	41	.293	19	37	0.5
14 Matt Liuzza	10	39	.256	33	132	.250	22	81	.272	21	90	.233	2	3	.667	12	31	.387	43	53	0.8
11 Jordan Mayer	17	38	.447	19	77	.247	15	65	.231	21	50	.420	3	6	.500	17	27	.630	28	16	1.8
16 J.P. Padron	2	5	.400	4	20	.200	5	16	.313	1	9	.111	0	0	-	2	5	.400	6	5	1.2
12 Ryan Patterson	34	76	.447	58	173	.335	46	123	.374	46	126	.365	3	8	.375	21	55	.382	83	42	2.0
24 Bruce Sprowl	2	16	.125	36	128	.281	15	70	.214	23	74	.311	0	4	.000	27	58	.466	40	51	0.8
43 Nick Stavinoha	26	65	.400	69	192	.359	54	133	.406	41	124	.331	4	10	.400	24	68	.353	83	49	1.7
40 Quinn Stewart	12	45	.267	17	71	.239	16	61	.262	13	55	.236	2	4	.500	9	28	.321	35	21	1.7
9 Dustin Weaver	4	22	.182	12	73	.164	11	51	.216	5	44	.114	0	1	.000	5	25	.200	33	36	0.9
Totals	200	568	.352	460	1655	.278	349	1131	.309	311	1092	.285	27	75	.360	202	546	.370	617	553	1.1
Opponents	359	1385	.259	207	761	.272	273	1003	.272	293	1143	.256	20	65	.308	193	560	.345	507	640	0.8

PLAYER	PINCH HITTING			WITH RUNNERS IN SCORING POS			W/RNR ON 3RD AND LT 2 OUT			WITH 2 OUT			2-OUT SUCCESS ADVANCING RNRs			#RNRs ADV W/OUTLOB		RCH ERR	RCH FC	KL	
	H	AB	AVG	H	AB	AVG	RBI	OPS	PCT	H	AB	AVG	RBI	ADV	OPS	PCT	ADV				RNRs
38 Brad Bass	0	0	-	0	2	.000	0	1	.000	0	1	.000	0	1	3	.333	0	1	0	0	0
54 Steve Broschofsky	1	2	.500	0	0	-	0	0	-	0	0	-	0	1	1	1.000	0	0	0	0	0
32 Rhett Buteau	1	3	.333	1	6	.167	1	1	1.000	3	8	.375	1	6	11	.545	2	7	0	0	0
52 Will Davis	0	1	.000	0	1	.000	1	1	1.000	0	0	-	0	1	1	1.000	0	0	0	1	0
3 Blake Gill	1	3	.333	22	61	.361	11	17	.647	26	71	.366	14	68	123	.553	28	37	5	5	3
4 Bryan Harris	0	1	.000	4	17	.235	3	6	.500	2	14	.143	3	13	28	.464	7	12	1	0	2
21 Clay Harris	0	0	-	35	88	.398	15	19	.789	28	94	.298	16	82	142	.577	17	67	3	11	12
25 Will Harris	0	2	.000	10	50	.200	9	14	.643	7	44	.159	2	34	85	.400	15	42	5	1	16
2 Derek Hebert	4	12	.333	8	37	.216	3	8	.375	12	36	.333	4	25	67	.373	9	20	4	3	3
7 Michael Hollander	2	3	.667	8	43	.186	5	9	.556	12	38	.316	6	35	68	.515	15	31	2	8	5
5 Chris Jackson	1	2	.500	12	35	.343	6	8	.750	11	36	.306	5	34	66	.515	10	24	7	7	8
14 Matt Liuzza	0	0	-	14	47	.298	6	10	.600	10	45	.222	12	41	91	.451	17	31	3	4	19
11 Jordan Mayer	3	6	.500	12	43	.279	4	9	.444	13	51	.255	16	30	71	.423	9	37	2	2	14
16 J.P. Padron	2	3	.667	3	9	.333	1	3	.333	3	10	.300	1	8	16	.500	0	7	2	2	3
12 Ryan Patterson	0	0	-	21	60	.350	12	17	.706	34	85	.400	22	81	144	.563	11	49	5	9	5
24 Bruce Sprowl	1	4	.250	10	38	.263	4	8	.500	10	45	.222	4	37	80	.463	13	39	3	7	4
43 Nick Stavinoha	0	0	-	33	80	.413	14	20	.700	34	84	.405	26	80	141	.567	11	46	11	7	5
40 Quinn Stewart	3	11	.273	8	37	.216	4	9	.444	6	32	.188	2	30	67	.448	5	24	8	3	10
9 Dustin Weaver	0	2	.000	6	28	.214	5	6	.833	1	30	.033	2	24	60	.400	8	31	2	6	9
Totals	19	55	.345	207	682	.304	104	166	.627	212	724	.293	136	631	1265	.499	177	514	63	76	118
Opponents	11	51	.216	167	633	.264	78	140	.557	170	687	.247	100	526	1118	.470	184	470	51	80	123

Pitching Analysis

PLAYER	VS LEFT			VS RIGHT			W/RUNNERS ON			W/BASES EMPTY			RCH BY LEADOFF			W/2 OUT			FLY	GND	FLY/GND
	H	AB	AVG	H	AB	AVG	H	AB	AVG	H	AB	AVG	RCH	OPS	PCT	H	AB	AVG			
41 Chris Cahill	6	19	.316	13	43	.302	13	35	.371	6	27	.222	6	15	.400	10	21	.476	14	13	1.1
23 Chase Dardar	6	15	.400	15	37	.405	12	30	.400	9	22	.409	8	14	.571	7	17	.412	5	12	0.4
33 Jason Determann	18	74	.243	43	168	.256	30	127	.236	31	115	.270	16	51	.314	17	86	.198	50	60	0.8
13 Clay Dirks	19	90	.211	65	270	.241	38	141	.270	46	219	.210	27	99	.273	31	121	.256	100	102	1.0
34 Eric English	8	37	.216	15	76	.197	12	56	.214	11	57	.193	11	30	.367	8	37	.216	27	35	0.8
29 Jordan Faircloth	17	56	.304	27	95	.284	28	90	.311	16	61	.262	12	33	.364	9	48	.188	16	63	0.3
35 Justin Meier	16	56	.286	25	105	.238	19	77	.247	22	84	.262	15	43	.349	16	54	.296	50	39	1.3
46 Lane Mestephey	40	125	.320	75	265	.283	59	180	.328	56	210	.267	40	106	.377	33	123	.268	69	157	0.4
8 Brandon Nall	4	27	.148	15	56	.268	10	41	.244	9	42	.214	11	27	.407	6	25	.240	21	36	0.6
36 Edgar Ramirez	20	61	.328	20	78	.256	20	73	.274	20	66	.303	15	34	.441	8	41	.195	36	33	1.1
27 Greg Smith	28	105	.267	71	288	.247	32	153	.209	67	240	.279	32	108	.296	25	114	.219	119	90	1.3
Totals	182	665	.274	384	1481	.259	273	1003	.272	293	1143	.256	193	560	.345	170	687	.247	507	640	0.8
Opponents	147	503	.292	513	1720	.298	349	1131	.309	311	1092	.285	202	546	.370	212	724	.293	617	553	1.1

- INTRO
- THIS IS LSU
- PREVIEW
- TIGERS
- COACHES
- REVIEW
- HISTORY
- RECORDS
- LSU

Career Stats of Seniors/Pro Signees

- INTRO
- THIS IS LSU
- PREVIEW
- TIGERS
- COACHES
- REVIEW
- HISTORY
- RECORDS
- LSU

Brad Bass, C

YEAR	AVG	GP	GS	AB	R	H	2B	3B	HR	RBI	TB	SLG%	BB	HBP	SO	GDP	OB%	SF	SH	SB	ATT	PO	A	E	FLD%
2004	.333	5	0	6	0	2	0	0	0	2	2	.333	0	0	1	1	.333	0	0	0	0	3	0	0	1.000
2005	.167	4	0	6	2	1	0	0	0	0	1	.167	0	2	3	1	.375	0	0	0	0	4	0	0	1.000
TOTAL	.250	9	0	12	2	3	0	0	0	2	3	.250	0	2	4	2	.357	0	0	0	0	7	0	0	1.000

Rhett Buteau, OF

YEAR	AVG	GP	GS	AB	R	H	2B	3B	HR	RBI	TB	SLG%	BB	HBP	SO	GDP	OB%	SF	SH	SB	ATT	PO	A	E	FLD%
2002	.000	7	0	10	0	0	0	0	0	0	0	.000	0	0	1	0	.000	0	0	0	0	1	0	0	1.000
2003	.200	15	0	10	6	2	0	0	0	0	2	.200	0	0	1	0	.200	0	0	1	1	1	0	0	1.000
2004	.000	21	0	6	10	0	0	0	0	1	0	.000	5	0	3	0	.455	0	0	0	1	2	0	0	1.000
2005	.333	23	1	15	8	5	0	1	1	4	10	.667	1	1	4	0	.412	0	1	2	2	9	0	0	1.000
TOTAL	.219	66	1	32	24	7	0	1	1	5	12	.375	6	1	9	0	.359	0	1	3	4	13	0	0	1.000

Jason Determann, LHP

YEAR	ERA	W	L	APP	GS	CG	SHO	CBO	SV	IP	H	R	ER	BB	SO	2B	3B	HR	BF	B/AVG	WP	HBP	SFA	SHA
2002	1.29	1	0	2	1	0	0	0	0	7.0	4	1	1	1	3	0	0	0	28	.154	1	0	1	0
2003	2.94	7	0	20	4	0	0	2	1	67.1	61	26	22	11	51	16	2	5	273	.243	2	4	2	4
2004	4.14	6	5	20	5	0	0	1	1	76.0	72	38	35	16	50	13	4	9	314	.256	4	5	6	6
2005	2.30	5	0	27	1	0	0	0	7	62.2	61	19	16	12	74	15	1	4	260	.252	6	0	1	5
TOTAL	3.13	19	5	69	11	0	0	3	9	213.0	198	84	74	40	178	44	7	18	875	.248	13	9	10	15

Jordan Faircloth, RHP

YEAR	ERA	W	L	APP	GS	CG	SHO	CBO	SV	IP	H	R	ER	BB	SO	2B	3B	HR	BF	B/AVG	WP	HBP	SFA	SHA
2003	4.63	0	0	8	0	0	0	1	0	11.2	12	6	6	2	5	1	0	1	50	.255	1	1	0	0
2004	2.79	3	3	26	0	0	0	0	4	58.0	54	19	18	13	41	11	0	2	231	.260	1	6	0	4
2005	2.75	1	1	24	0	0	0	0	4	39.1	44	14	12	14	27	8	1	1	175	.291	2	6	0	4
TOTAL	2.97	4	4	58	0	0	0	1	8	109.0	110	39	36	29	73	20	1	4	456	.271	4	13	0	8

Blake Gill, INF

YEAR	AVG	GP	GS	AB	R	H	2B	3B	HR	RBI	TB	SLG%	BB	HBP	SO	GDP	OB%	SF	SH	SB	ATT	PO	A	E	FLD%
2002	.292	52	39	168	29	49	11	2	1	26	67	.399	15	0	22	5	.350	0	0	2	2	301	59	6	.984
2003	.304	67	66	260	46	79	13	3	5	54	113	.435	33	3	27	6	.380	7	1	6	8	170	175	14	.961
2004	.343	62	60	236	42	81	11	4	5	42	115	.487	26	1	18	8	.404	4	5	3	4	100	180	22	.927
2005	.320	56	52	219	41	70	11	1	7	48	104	.475	16	2	34	8	.364	5	2	8	8	168	39	6	.972
TOTAL	.316	237	217	883	158	279	46	10	18	170	399	.452	90	6	101	27	.377	16	8	19	22	739	453	48	.961

Clay Harris, INF

YEAR	AVG	GP	GS	AB	R	H	2B	3B	HR	RBI	TB	SLG%	BB	HBP	SO	GDP	OB%	SF	SH	SB	ATT	PO	A	E	FLD%
2002	.221	36	18	68	10	15	3	0	3	12	27	.397	2	1	17	2	.250	1	0	0	0	70	12	2	.976
2003	.332	57	55	211	51	70	16	0	16	62	134	.635	29	8	46	11	.426	3	0	1	1	425	35	6	.987
2004	.297	65	65	249	51	74	13	3	7	51	114	.458	34	5	29	8	.383	7	2	2	2	195	105	6	.980
2005	.362	62	62	243	41	88	20	1	9	60	137	.564	31	6	38	3	.440	4	0	1	3	130	182	6	.981
TOTAL	.320	220	200	771	153	247	52	4	35	185	412	.534	96	20	130	24	.402	15	2	4	6	820	334	20	.983

Derek Hebert, INF

YEAR	AVG	GP	GS	AB	R	H	2B	3B	HR	RBI	TB	SLG%	BB	HBP	SO	GDP	OB%	SF	SH	SB	ATT	PO	A	E	FLD%
2004	.278	32	21	90	22	25	5	0	1	6	33	.367	6	0	18	3	.320	1	1	1	1	43	74	8	.936
2005	.272	47	29	125	20	34	4	2	3	11	51	.408	11	2	17	4	.341	0	0	4	4	48	102	8	.949
TOTAL	.274	79	50	215	42	59	9	2	4	17	84	.391	17	2	35	7	.332	1	1	5	5	91	176	16	.943

Lane Mestepey, LHP

YEAR	ERA	W	L	APP	GS	CG	SHO	CBO	SV	IP	H	R	ER	BB	SO	2B	3B	HR	BF	B/AVG	WP	HBP	SFA	SHA
2001	3.75	11	3	22	19	4	0	0	1	139.1	158	77	58	37	79	30	0	6	613	.287	4	11	8	7
2002	2.59	11	5	19	18	8	2	0	0	142.1	145	57	41	17	74	26	2	8	593	.264	4	10	4	13
2004	3.51	7	4	20	14	3	1	0	0	100.0	117	48	39	28	42	12	1	11	437	.295	3	5	1	6
2005	4.94	7	8	17	7	2	0	0	0	98.1	115	67	54	24	52	21	1	5	439	.295	2	10	4	11
TOTAL	3.60	36	20	78	68	17	3	0	1	480.0	535	249	192	106	247	89	4	30	2082	.284	13	36	17	37

Brandon Nall, RHP

YEAR	ERA	W	L	APP	GS	CG	SHO	CBO	SV	IP	H	R	ER	BB	SO	2B	3B	HR	BF	B/AVG	WP	HBP	SFA	SHA
2003	2.45	0	1	6	0	0	0	0	2	71	6	3	2	2	3	1	0	1	30	.222	0	0	0	1
2005	5.18	3	2	7	4	0	0	0	0	24.1	19	18	14	10	10	4	0	1	110	.229	3	12	3	2
TOTAL	4.55	3	3	13	4	0	0	0	2	31.2	25	21	16	12	13	5	0	2	140	.227	3	12	3	3

Ryan Patterson, OF

YEAR	AVG	GP	GS	AB	R	H	2B	3B	HR	RBI	TB	SLG%	BB	HBP	SO	GDP	OB%	SF	SH	SB	ATT	PO	A	E	FLD%
2003	.350	64	63	263	59	92	20	1	16	51	162	.616	14	3	39	3	.387	2	2	3	7	54	3	3	.950
2004	.341	65	65	293	70	100	23	2	14	67	169	.577	15	6	46	7	.383	2	3	6	7	123	6	3	.977
2005	.369	61	61	249	74	92	23	2	20	56	179	.719													

INTRO
THIS IS LSU
PREVIEW
TIGERS
COACHES
REVIEW
HISTORY
RECORDS
LSU

Brad Bass, C
SEC Academic Honor Roll

Steven Broschofsky, OF
SEC Academic Honor Roll

Chase Dardar, RHP
SEC Academic Honor Roll

Will Davis, C
SEC Academic Honor Roll

Jason Determann, LHP
SEC Baseball Scholar-Athlete of the Year
ESPN The Magazine Second-Team Academic All-American
ESPN The Magazine District VI Academic All-American
SEC Academic Honor Roll
SEC Pitcher of the Week (May 23)
Second-Team All-Louisiana
35th-Round Draft Choice - Boston Red Sox

Clay Dirks, LHP
Second-Team All-SEC
SEC Pitcher of the Week (April 25)
Second-Team All-Louisiana

Jordan Faircloth, RHP
SEC Community Service Post-Graduate Scholarship
SEC Academic Honor Roll

Blake Gill, INF
Second-Team All-SEC

Bryan Harris, INF
SEC Academic Honor Roll

Clay Harris, 2B
NCAA Regional All-Tournament Team
SEC Player of the Week (April 18)
First-Team All-Louisiana
Ninth-Round Draft Choice - Philadelphia Phillies

Chris Jackson, 3B
SEC All-Freshman Team
NCAA Regional All-Tournament Team

Matt Liuzza, C
30th-Round Draft Choice - Chicago Cubs

Jordan Mayer, DH
SEC All-Freshman Team

Chris McDougall, LHP
SEC Academic Honor Roll

Lane Mestepey, LHP
SEC Academic Honor Roll

Brandon Nall, RHP
SEC Academic Honor Roll

Ryan Patterson, OF
Sports Weekly/ESPN First-Team All-American
NCBWA First-Team All-American
ABCA Second-Team All-American
Collegiate Baseball Second-Team All-American
Baseball America Third-Team All-American
First-Team ABCA All-South Region
First-Team All-SEC
NCAA Regional All-Tournament Team
SEC Player of the Week (May 16)
First-Team All-Louisiana
Fourth-Round Draft Choice - Toronto Blue Jays

Greg Smith, LHP
Collegiate Baseball Third-Team All-American
First-Team ABCA All-South Region
First-Team All-SEC
First-Team All-Louisiana
Sixth-Round Draft Choice - Arizona Diamondbacks

Bruce Sprowl, OF
SEC Academic Honor Roll

Nick Stavinoha, OF
NCAA Regional Tournament Most Outstanding Player
Second-Team ABCA All-South Region
Second-Team All-SEC
SEC Academic Honor Roll
First-Team All-Louisiana
Seventh-Round Draft Choice - St. Louis Cardinals

2005 Final Polls

Baseball America

- 1. Texas 56-16
- 2. Florida 48-23
- 3. Tulane * 56-12
- 4. Baylor 46-24
- 5. Nebraska 57-15
- 6. Arizona State * 42-25
- 7. Oregon State 46-12
- 8. Tennessee * 46-21
- 9. Cal State Fullerton 46-18
- 10. Ole Miss * 48-20
- 11. Georgia Tech 45-19
- 12. Arizona 39-21
- 13. Rice * 45-19
- 14. Clemson 43-23
- 15. Miami (Fla.) 41-19-1
- 16. Florida State 53-20
- 17. Southern California 41-22
- 18. LSU 40-22**
- 19. Long Beach State 40-23
- 20. Alabama * 40-23
- 21. Missouri 40-23
- 22. Mississippi State * 43-22
- 23. Coastal Carolina 50-16
- 24. Pepperdine 41-23
- 25. South Carolina * 41-23

LSU record vs. Baseball America Top 25: 9-14

Collegiate Baseball

- 1. Texas 56-16
- 2. Florida 48-23
- 3. Arizona State * 42-25
- 4. Baylor 46-24
- 5. Tulane * 56-12
- 6. Nebraska 57-15
- 7. Oregon State 46-12
- 8. Tennessee * 46-21
- 9. Cal State Fullerton 46-18
- 10. Georgia Tech 45-19
- 11. Ole Miss * 49-20
- 12. Arizona 39-21
- 13. Clemson 43-23
- 14. Miami (Fla.) 41-19-1
- 15. Florida State 53-20
- 16. Rice * 45-19
- 17. Southern California 41-22
- 18. Long Beach State 37-22
- 19. LSU 40-22**
- 20. Alabama * 40-23
- 21. North Carolina 41-19-1
- 22. College of Charleston 48-15
- 23. Pepperdine 41-23
- 24. UL-Lafayette 48-19
- 25. Coastal Carolina 50-16
- 26. South Carolina * 41-23
- 27. Wichita State 51-24
- 28. Creighton 48-17
- 29. TCU 41-20
- 30. St. John's 41-18

LSU record vs. Collegiate Baseball Top 30: 7-12

Sports Weekly/ESPN

- 1. Texas 56-16
- 2. Florida 48-23
- 3. Tulane * 56-12
- 4. Baylor 46-24
- 5. Arizona State * 42-25
- 6. Nebraska 57-15
- 7. Oregon State 46-12
- 8. Cal State Fullerton 46-18
- 9. Tennessee * 46-21
- 10. Georgia Tech 45-19
- 11. Rice * 45-19
- 12. Ole Miss * 48-20
- 13. Miami (Fla.) 41-19-1
- 14. Florida State 53-20
- 15. Southern California 41-22
- 16. Clemson 43-23
- 17. Arizona 39-21
- 18. LSU 40-22**
- 19. Mississippi State * 42-22
- 20. Long Beach State 37-22
- 21. South Carolina * 41-23
- 22. North Carolina 41-19-1
- 23. UL-Lafayette 48-19
- 24. Alabama * 40-23
- 25. College of Charleston 48-15

LSU record vs. ESPN/Sports Weekly Top 25: 9-14

* - 2005 LSU opponent

INTRO

THIS IS LSU

PREVIEW

TIGERS

COACHES

REVIEW

HISTORY

RECORDS

LSU

Team Game Highs

Batting

At bats:	49	vs Alabama (Apr 03, 2005)
Runs scored:	20	vs Arizona State (Mar 13, 2005)
Hits:	20	vs Nicholls State (Feb 12, 2005)
	20	vs Arizona State (Mar 13, 2005)
RBI's:	18	vs Nicholls State (Feb 12, 2005)
	18	vs Arizona State (Mar 13, 2005)
Doubles:	6	vs Arkansas-Little Rock (Feb 20, 2005)
	6	vs Alabama (Apr 03, 2005)
	6	vs Tulane (Apr 19, 2005)
Triples:	3	vs New Orleans (Mar 29, 2005)
Home runs:	6	vs Arizona State (Mar 13, 2005)
Total bases:	45	vs Arizona State (Mar 13, 2005)
Walks:	11	vs Western Illinois (Mar 12, 2005)
Strikeouts:	14	vs RICE (Jun 04, 2005)
Sac hits:	3	vs Nicholls State (Apr 05, 2005)
Sac flies:	2	vs Alabama-Birmingham (Mar 04, 2005)
	2	vs Vanderbilt (Apr 30, 2005)
Stolen bases:	3	vs Georgia (Mar 18, 2005)
	3	vs New Orleans (May 18, 2005)
Hit by pitch:	4	vs Northwestern La. (Jun 06, 2005)
Caught stealing:	2	vs Auburn (Mar 26, 2005)
	2	vs Rice (Apr 06, 2005)
Runners LOB:	15	vs Alabama (Apr 03, 2005)
Hit into DP:	4	vs Southern (May 03, 2005)

Fielding

Putouts:	39	vs New Orleans (May 18, 2005)
Assists:	19	vs Auburn (Mar 25, 2005)
Errors:	6	vs New Orleans (Mar 29, 2005)
Passed balls:	1	(4 games)
DPs turned:	3	(5 games)

Pitching

Innings pitched:	13.0	vs New Orleans (May 18, 2005)
Runs allowed:	14	vs Ole Miss (Apr 15, 2005)
Earned runs:	14	vs Ole Miss (Apr 15, 2005)
Walks allowed:	11	vs New Orleans (May 18, 2005)
Strikeouts:	13	vs Nicholls State (Feb 14, 2005)
	13	vs New Orleans (May 18, 2005)
Hits allowed:	18	vs Ole Miss (Apr 15, 2005)
Doubles allowed:	7	vs Ole Miss (Apr 15, 2005)
Triples allowed:	1	(7 games)
Homers allowed:	3	vs South Carolina (Apr 10, 2005)
Wild pitches:	3	vs RICE (Jun 04, 2005)
Hit batters:	6	vs Tulane (Apr 19, 2005)

Individual Game Highs

Batting

At bats:	7	Bruce Sprowl vs New Orleans (May 18, 2005)
Runs scored:	4	(8 games)
Hits:	5	Ryan Patterson vs Tennessee (May 14, 2005)
RBI's:	6	Jordan Mayer vs Nicholls State (Feb 12, 2005)
Doubles:	2	(11 games)
Triples:	1	(14 games)
Home runs:	2	(4 games)
Total bases:	9	(7 games)
Walks:	3	(6 games)
Strikeouts:	4	Jordan Mayer vs Auburn (Mar 26, 2005)
	4	Matt Liuzza vs RICE (Jun 04, 2005)
Sac hits:	2	Jordan Mayer vs Nicholls State (Apr 05, 2005)
Sac flies:	2	Blake Gill vs Alabama-Birmingham (Mar 04, 2005)
Stolen bases:	2	Blake Gill vs Arkansas (Apr 23, 2005)
	2	Derek Hebert vs Vanderbilt (May 01, 2005)
Hit by pitch:	2	Brad Bass vs Arkansas-Little Rock (Feb 20, 2005)
Caught stealing:	2	Bruce Sprowl vs Auburn (Mar 26, 2005)
Runners LOB:	8	Dustin Weaver vs Tennessee (May 26, 2005)

Fielding

Putouts:	15	Will Harris vs Nicholls State (Feb 11, 2005)
Assists:	8	Michael Hollander vs Auburn (Mar 25, 2005)
	8	Michael Hollander vs Alabama (Apr 01, 2005)
	8	Derek Hebert vs Tennessee (May 26, 2005)
Errors:	4	Michael Hollander vs New Orleans (Mar 29, 2005)
Passed balls:	1	(4 games)

Pitching

Innings pitched:	9.0	(8 games)
Runs allowed:	8	Greg Smith vs RICE (Jun 04, 2005)
Earned runs:	6	(5 games)
Walks allowed:	5	Chris Cahill vs Arkansas-Little Rock (Feb 20, 2005)
Strikeouts:	9	Greg Smith vs Nicholls State (Feb 14, 2005)
	9	Greg Smith vs Auburn (Mar 27, 2005)
	9	Jason Determann vs RICE (Jun 06, 2005)
Hits allowed:	11	Lane Mestepey vs Arkansas (Apr 22, 2005)
	11	Jason Determann vs RICE (Jun 06, 2005)
Doubles allowed:	5	Lane Mestepey vs Arkansas (Apr 22, 2005)
Triples allowed:	1	(7 games)
Homers allowed:	2	(4 games)
Wild pitches:	2	Chase Dardar vs Arkansas-Little Rock (Feb 19, 2005)
	2	Jordan Faircloth vs RICE (Jun 04, 2005)
Hit batters:	4	Brandon Nall vs Tulane (Apr 19, 2005)

Inning-by-Inning Summary

	1	2	3	4	5	6	7	8	9	EX	Total
LSU	60	41	60	52	69	33	55	52	13	2	437
Opponents	43	47	33	32	28	31	32	35	12	1	294

Win-Loss Summary

Total	40-22	Opp. scores first	16-17
Conference	18-12	After 6 leading	32-3
Non-Conf	22-10	After 6 trailing	4-18
Home	23-13	After 6 tied	4-1
Away	15-7	After 7 leading	34-2
Neutral	2-2	After 7 trailing	3-19
Day	22-11	After 7 tied	3-1
Night	18-11	After 8 leading	37-0
vs Left	16-6	After 8 trailing	0-20
vs Right	24-16	After 8 tied	3-2
1-Run games	5-4	Hit 0 home runs	9-11
2-Run games	7-6	Hit 1 home run	13-8
5+Run games	20-6	Hit 2+ home runs	18-3
Extra inns	1-1	Opponent 0 home runs	24-10
Shutouts	3-1	Opponent 1 home run	14-7
Scoring 0-2 runs	0-10	Opponent 2+ HRs	2-5
Scoring 3-5 runs	7-9	Made 0 errors	14-6
Scoring 6-9 runs	18-3	Made 1 error	15-7
Scoring 10+ runs	15-0	Made 2+ errors	11-9
Opponent 0-2 runs	15-1	Opp. made 0 errors	7-11
Opponent 3-5 runs	17-8	Opp. made 1 error	10-4
Opponent 6-9 runs	7-11	Opp. made 2+ errors	23-7
Opponent 10+ runs	1-2	Out-hit opponent	32-4
Scored in 1st inning	20-4	Out-hit by opponent	6-14
Scores first	24-5	Hits are tied	2-4

Record when team scores:

Runs	0	1	2	3	4	5	6	7	8	9	10+
W-L	0-1	0-6	0-3	3-2	2-4	2-3	6-0	5-1	4-2	3-0	15-0

Record when opponent scores:

Runs	0	1	2	3	4	5	6	7	8	9	10+
W-L	3-0	3-0	9-1	8-1	3-2	6-5	3-3	1-3	2-0	1-5	1-2

Record when leading after:

Inn.	1	2	3	4	5	6	7	8
W-L	15-4	21-3	25-5	29-5	31-3	32-3	34-2	37-0

Record when trailing after:

Inn.	1	2	3	4	5	6	7	8
W-L	9-9	13-16	6-14	7-16	6-15	4-18	3-19	0-20

Record when tied after:

Inn.	1	2	3	4	5	6	7	8
W-L	16-9	6-3	9-3	4-1	3-4	4-1	3-1	3-2

Longest winning streak 7
Longest losing streak 3

Home attendance 270300 (36 dates avg = 7508)
Away attendance 126029 (26 dates avg = 4847)
Total attendance 396329 (62 dates avg = 6392)

Multiple Hit Games

	2	3	4	5+	Tot
43 Nick Stavinocha	21	11	1	-	33
12 Ryan Patterson	18	6	3	1	28
21 Clay Harris	18	5	4	-	27
3 Blake Gill	14	5	2	-	21
14 Matt Liuzza	9	2	-	-	11
24 Bruce Sprowl	8	2	-	-	10
5 Chris Jackson	8	2	-	-	10
2 Derek Hebert	7	2	-	-	9
11 Jordan Mayer	9	-	-	-	9
40 Quinn Stewart	3	2	-	-	5
7 Michael Hollander	3	2	-	-	5
25 Will Harris	4	1	-	-	5

9 Dustin Weaver	3	1	-	-	4
16 J.P. Padron	1	-	-	-	1
32 Rhett Buteau	1	-	-	-	1
4 Bryan Harris	1	-	-	-	1
Team	128	41	10	1	180

Multiple RBI Games

	2	3	4	5+	Tot
43 Nick Stavinocha	9	5	3	1	18
21 Clay Harris	7	5	2	1	15
12 Ryan Patterson	6	6	1	1	14
3 Blake Gill	6	4	-	1	11
11 Jordan Mayer	5	2	-	1	8
14 Matt Liuzza	6	1	-	-	7
9 Dustin Weaver	4	1	-	-	5
40 Quinn Stewart	3	-	-	-	3
7 Michael Hollander	2	1	-	-	3
25 Will Harris	3	-	-	-	3
2 Derek Hebert	3	-	-	-	3
5 Chris Jackson	2	-	1	-	3
4 Bryan Harris	1	-	-	-	1
32 Rhett Buteau	1	-	-	-	1
24 Bruce Sprowl	-	1	-	-	1
Team	58	26	7	5	96

Hitting Streaks

	Longest	Current
21 Clay Harris	15	-
12 Ryan Patterson	15	4
43 Nick Stavinocha	13	7
5 Chris Jackson	12	-
7 Michael Hollander	10	-
11 Jordan Mayer	9	2
40 Quinn Stewart	8	-
25 Will Harris	6	2
3 Blake Gill	6	1
14 Matt Liuzza	5	1
24 Bruce Sprowl	5	2
2 Derek Hebert	5	-
32 Rhett Buteau	4	-
9 Dustin Weaver	3	-
4 Bryan Harris	2	1
16 J.P. Padron	2	1
38 Brad Bass	1	-
54 Steve Broschovsky	1	1

Starting Lineup by Position

(Team W-L record when starter)

Pitcher

46 Lane Mestepey	17	(9-8)
27 Greg Smith	16	(11-5)
13 Clay Dirks	15	(11-4)
35 Justin Meier	5	(3-2)
8 Brandon Nall	4	(2-2)
23 Chase Dardar	2	(2-0)
41 Chris Cahill	1	(1-0)
34 Eric English	1	(1-0)
33 Jason Determann	1	(0-1)

Catcher

14 Matt Liuzza	45	(28-17)
9 Dustin Weaver	17	(12-5)

First Base

25 Will Harris	42	(28-14)
3 Blake Gill	17	(10-7)
11 Jordan Mayer	3	(2-1)

Second Base

21 Clay Harris	61	(40-21)
5 Chris Jackson	1	(0-1)

Third Base

5 Chris Jackson	27	(17-10)
3 Blake Gill	15	(9-6)
4 Bryan Harris	10	(8-2)
16 J.P. Padron	5	(4-1)
2 Derek Hebert	4	(2-2)
7 Michael Hollander	1	(0-1)

Shortstop

7 Michael Hollander	37	(27-10)
2 Derek Hebert	25	(13-12)

Left Field

12 Ryan Patterson	34	(20-14)
40 Quinn Stewart	24	(16-8)
9 Dustin Weaver	3	(3-0)
24 Bruce Sprowl	1	(1-0)

Center Field

24 Bruce Sprowl	34	(20-14)
12 Ryan Patterson	27	(19-8)
32 Rhett Buteau	1	(1-0)

Right Field

43 Nick Stavinocha	60	(38-22)
40 Quinn Stewart	2	(2-0)

Designated Hitter

11 Jordan Mayer	28	(16-12)
3 Blake Gill	20	(14-6)
40 Quinn Stewart	7	(5-2)
9 Dustin Weaver	6	(5-1)
21 Clay Harris	1	(0-1)

Starting Lineup by Lineup Spot

(Team W-L record when starter)

Leadoff

24 Bruce Sprowl	26	(17-9)
5 Chris Jackson	20	(13-7)
7 Michael Hollander	13	(10-3)
3 Blake Gill	2	(0-2)
4 Bryan Harris	1	(0-1)

2nd Spot

3 Blake Gill	33	(22-11)
12 Ryan Patterson	17	(11-6)
11 Jordan Mayer	7	(4-3)
5 Chris Jackson	1	(0-1)

4 Bryan Harris	1	(1-0)
21 Clay Harris	1	(0-1)
40 Quinn Stewart	1	(1-0)
14 Matt Liuzza	1	(1-0)

3rd Spot

12 Ryan Patterson	44	(28-16)
3 Blake Gill	13	(9-4)
14 Matt Liuzza	3	(2-1)
43 Nick Stavinocha	1	(1-0)
21 Clay Harris	1	(0-1)

Cleanup

21 Clay Harris	34	(25-9)
43 Nick Stavinocha	27	(15-12)
3 Blake Gill	1	(0-1)

5th Spot

21 Clay Harris	26	(15-11)
43 Nick Stavinocha	25	(16-9)
25 Will Harris	4	(3-1)
4 Bryan Harris	3	(3-0)
14 Matt Liuzza	2	(2-0)
11 Jordan Mayer	1	(1-0)
9 Dustin Weaver	1	(0-1)

6th Spot

14 Matt Liuzza	19	(11-8)
25 Will Harris	13	(9-4)
11 Jordan Mayer	13	(8-5)
40 Quinn Stewart	5	(3-2)
3 Blake Gill	3	(2-1)
9 Dustin Weaver	3	(3-0)
7 Michael Hollander	2	(1-1)
43 Nick Stavinocha	2	(2-0)
4 Bryan Harris	1	(1-0)
24 Bruce Sprowl	1	(0-1)

7th Spot

40 Quinn Stewart	15	(11-4)
9 Dustin Weaver	10	(9-1)
25 Will Harris	7	(5-2)
11 Jordan Mayer	7	(3-4)
5 Chris Jackson	7	(4-3)
24 Bruce Sprowl	5	(2-3)
43 Nick Stavinocha	4	(3-1)
2 Derek Hebert	4	(2-2)
14 Matt Liuzza	2	(1-1)
7 Michael Hollander	1	(0-1)

8th Spot

25 Will Harris	17	(11-6)
14 Matt Liuzza	14	(10-4)
2 Derek Hebert	11	(5-6)
9 Dustin Weaver	9	(6-3)
11 Jordan Mayer	3	(2-1)
16 J.P. Padron	2	(2-0)
7 Michael Hollander	2	(2-0)
24 Bruce Sprowl	1	(1-0)
43 Nick Stavinocha	1	(1-0)
4 Bryan Harris	1	(0-1)
40 Quinn Stewart	1	(0-1)

9th Spot

7 Michael Hollander	20	(14-6)
2 Derek Hebert	14	(8-6)
40 Quinn Stewart	11	(8-3)
14 Matt Liuzza	4	(1-3)
4 Bryan Harris	3	(3-0)
9 Dustin Weaver	3	(2-1)
16 J.P. Padron	3	(2-1)
24 Bruce Sprowl	2	(1-1)
32 Rhett Buteau	1	(1-0)
25 Will Harris	1	(0-1)

INTRO
THIS IS LSU
PREVIEW
TIGERS
COACHES
REVIEW
HISTORY
RECORDS
LSU

- INTRO
- THIS IS LSU
- PREVIEW
- TIGERS
- COACHES
- REVIEW
- HISTORY
- RECORDS
- LSU

Eastern Division

	SEC		OVERALL	
	W-L	PCT.	W-L	PCT.
#Florida	20-10	.667	48-23	.676
Tennessee	18-11	.621	46-21	.687
South Carolina	16-14	.533	41-23	.641
Vanderbilt	13-17	.433	34-21	.618
Georgia	12-17	.414	30-25	.545
Kentucky	7-22	.241	29-27	.518

Western Division

	SEC		OVERALL	
	W-L	PCT.	W-L	PCT.
&LSU	18-12	.600	40-22	.645
&Ole Miss	18-12	.600	48-20	.706
Alabama	17-13	.567	40-23	.635
%Miss. State	13-16	.448	42-22	.656
Auburn	13-17	.433	34-26	.567
Arkansas	13-17	.433	39-22	.639

- Overall SEC Champion and Eastern Division Champion

& - Western Division Co-Champion

% - SEC Tournament Champion



The Tigers won 13 of their final 17 league games to claim the 2005 SEC Western Division title.

Batting

Team	AVG	G	AB	R	H	2B	3B	HR	RBI	TB	SLG%	BB	HBP	SO	GDP	OB%	SF	SH	SB	ATT	PO	A	E	FLD%
Tennessee	.331	67	2384	532	788	157	19	68	487	1187	.498	259	78	328	44	.409	32	52	112	134	1756	751	73	.972
Ole Miss	.321	68	2361	501	759	144	14	81	463	1174	.497	267	59	382	48	.398	39	35	46	64	1801	662	65	.974
Arkansas	.303	61	2119	400	643	133	10	53	368	955	.451	214	74	386	38	.382	32	33	108	135	1621	696	87	.964
Kentucky	.298	56	1881	397	561	113	19	39	344	829	.441	294	65	430	31	.405	31	56	72	95	1462	699	109	.952
Miss. State	.297	64	2227	382	662	115	16	34	346	911	.409	226	51	422	53	.371	28	13	35	48	1675	687	76	.969
LSU	.297	62	2223	437	660	133	14	80	396	1061	.477	255	52	368	50	.379	23	22	37	49	1671	726	76	.969
Auburn	.293	60	2069	356	607	118	17	46	326	897	.434	243	49	416	34	.377	25	19	76	96	1605	680	83	.965
Florida	.293	71	2458	511	720	113	7	85	450	1102	.448	331	79	515	53	.391	25	40	67	94	1912	836	100	.965
Vanderbilt	.291	55	1915	298	557	86	8	38	271	773	.404	168	57	291	25	.362	18	33	95	120	1487	548	66	.969
Alabama	.280	63	2121	378	594	105	18	57	334	906	.427	236	78	419	47	.369	26	40	72	96	1685	623	84	.965
S. Carolina	.278	64	2191	404	609	125	13	73	376	979	.447	205	42	429	25	.347	30	42	57	71	1693	576	67	.971
Georgia	.265	55	1843	289	489	87	10	45	265	731	.397	218	52	395	35	.356	18	24	59	97	1461	556	65	.969

Pitching

Team	ERA	W	L	G	CG	SHO	CBO	SV	IP	H	R	ER	BB	SO	2B	3B	HR	AB	B/Avg	WP	HBP	BK	SFA	SHA
Vanderbilt	3.38	34	21	55	3	5	4	16	495.2	431	223	186	189	514	93	5	26	1848	.233	36	55	3	14	34
Miss.State	3.51	42	22	64	5	3	1	12	558.1	569	274	218	199	432	87	17	39	2153	.264	39	41	8	13	29
Tennessee	3.61	46	21	67	10	6	4	14	585.1	535	291	235	236	568	101	6	45	2216	.241	40	39	7	18	31
Ole Miss	3.67	48	20	68	4	5	3	18	600.1	596	283	245	196	562	84	6	46	2301	.259	35	40	5	12	36
S. Carolina	3.78	41	23	64	2	5	4	15	564.1	543	274	237	190	491	88	9	47	2130	.255	42	49	5	18	48
LSU	3.86	40	22	62	8	3	0	14	557.0	566	294	239	177	428	118	7	36	2146	.264	31	59	6	18	35
Auburn	3.89	34	26	60	1	2	1	21	535.0	547	291	231	169	389	103	8	39	2054	.266	41	41	4	17	38
Alabama	3.93	40	23	63	4	3	2	13	561.2	512	294	245	222	569	93	12	46	2105	.243	48	63	13	17	41
Florida	3.98	48	23	71	3	2	2	17	637.1	682	342	282	194	504	113	7	47	2467	.276	29	38	9	26	44
Arkansas	4.03	39	22	61	3	2	2	14	540.1	552	300	242	196	371	82	5	52	2087	.264	41	57	5	15	29
Georgia	4.88	30	25	55	1	1	1	14	487.0	533	301	264	184	449	96	8	34	1914	.278	53	35	4	15	30
Kentucky	5.23	29	27	56	3	1	1	10	487.1	581	367	283	192	288	106	14	55	1972	.295	25	54	2	28	32

Fielding

Team	C	PO	A	E	FLD%	DPs	SBA	CSB	SBA%	PB	CI
Ole Miss	2528	1801	662	65	.974	62	60	21	.741	8	2
Tennessee	2580	1756	751	73	.972	49	53	21	.716	9	4
S. Carolina	2336	1693	576	67	.971	53	52	19	.732	9	0
LSU	2473	1671	726	76	.969	64	44	8	.846	4	0
Miss. State	2438	1675	687	76	.969	50	68	24	.739	14	1
Georgia	2082	1461	556	65	.969	51	53	15	.779	9	0
Vanderbilt	2101	1487	548	66	.969	44	58	16	.784	13	0
Auburn	2368	1605	680	83	.965	46	65	35	.650	17	1
Florida	2848	1912	836	100	.965	72	41	40	.506	9	1
Alabama	2392	1685	623	84	.965	49	71	30	.703	9	0
Arkansas	2404	1621	696	87	.964	48	44	32	.579	11	1
Kentucky	2270	1462	699	109	.952	54	31	20	.608	11	2

Individual Leaders

Batting Leaders

Batting Average

Chase Headley, UT	.387
Brian Pettway, UM	.383
Eli Iorg, UT	.381
Mike Baxter, VU	.374
Nick Stavinoha, LSU	.370
Ryan Patterson, LSU	.369

Slugging Pct.

Ryan Patterson, LSU	.719
Steve Pearce, SC	.703
Matt LaPorta, UF	.698
Brian Pettway, UM	.692
Chase Headley, UT	.689
Nick Stavinoha, LS	.677

On Base Pct.

Chase Headley, UT	.530
Gabe Scott, UA	.494
Karl Amonite, AU	.469
Mike Baxter, VU	.468
Jeff Corsaletti, UF	.454
Brian Pettway, UM	.453
Michael Bertram, UK	.453
Ryan Patterson, LSU	.448

Runs Scored

Chase Headley, UT	82
Adam Davis, UF	75
Matt LaPorta, UF	75
Ryan Patterson, LSU	74
Josh Alley, UT	70

Hits

Brian Pettway, UM	102
Jeff Corsaletti, UF	100
Chris Coghlan, UM	99
Eli Iorg, UT	96
Nick Stavinoha, LSU	95
Eric King, UT	92
Ryan Patterson, LSU	92
Clay Harris, LSU	88

Runs Batted In

Matt LaPorta, UF	79
Eli Iorg, UT	72
J.P. Arencibia, UT	71
Stephen Head, UM	68
Brian Pettway, UM	67
Chase Headley, UT	65
Nick Stavinoha, LSU	65

Doubles

Karl Amonite, AU	25
Chase Headley, UT	24
Ryan Patterson, LSU	23
Nick Stavinoha, LSU	23
Chris Coghlan, UM	22
Clay Harris, LSU	20

Triples

Clete Thomas, AU	6
Michael Campbell, SC	5
Antone DeJesus, UK	5
Billy Grace, UK	4
Jeff Butts, MS	4
Morrow Thomley, UA	4
John Shelby, UK	4
Joey Side, UG	4
Eli Iorg, UT	4
Brad Jones, MS	4
Eric King, UT	4

Home Runs

Matt LaPorta, UF	26
Steve Pearce, SC	21
Brian Pettway, UM	21

Ryan Patterson, LSU	20
Stephen Head, UM	18
Nick Stavinoha, LSU	18

Total Bases

Matt LaPorta, UF	185
Brian Pettway, UM	184
Ryan Patterson, LSU	179
Nick Stavinoha, LSU	174
Eli Iorg, UT	168

Walks

Chase Headley, UT	63
Josh Alley, UT	54
Evan Bush, UA	51
Jeff Corsaletti, UF	50
Brian Jeroloman, UF	50

Stolen Bases

Eli Iorg, UT	27
Mike Baxter, VU	26
Josh Alley, UT	25
Tyler Johnstone, AU	24
Adam Davis, UF	24

Pitching Leaders

ERA

John Madden, AU	1.77
Luke Hochevar, UT	2.26
Jason Determann, LSU	2.30
Stephen Head, UM	2.54
Greg Smith, LSU	2.60

Opposing Batting Avg.

David Robertson, UA	.183
Luke Hochevar, UT	.204
T.J. Large, UA	.206
David Price, VU	.207
Jensen Lewis, VU	.218

Innings pitched

Luke Hochevar, UT	139.2
James Adkins, UT	127.1
Charley Boyce, AR	122.1
Zac McCamie, SC	115.2
Aaron Rawl, SC	115.1

Batters Struck Out

Luke Hochevar, UT	154
James Adkins, UT	135
Mark Holliman, UM	120
Matt Maloney, UM	111
Zac McCamie, SC	108

Wins

Luke Hochevar, UT	15
Charley Boyce, AR	11
Alan Home, UF	10
Greg Smith, LSU	10
Clay Dirks, LSU	10
James Adkins, UT	10

Saves

Michael Nix, AU	13
Brent Marsh, SC	11
Connor Falkenbach, UF	9
David Robertson, UA	8
Sean Watson, UT	8
Stephen Head, UM	8
Ryan Rote, VU	8
John Madden, AU	7
Darren O'Day, UF	7
Jason Determann, LSU	7

Runners Picked Off

Ed Easley, MS	9
Zac McCamie, SC	8
Greg Smith, LSU	6
Thomas Berkery, MS	5
Wade LeBlanc, UA	5
Brent Carter, UA	4

2005 All-SEC Team

(as selected by the league coaches)

First Team

1B - Matt LaPorta, Florida
2B - Adam Davis, Florida
3B - Chase Headley, Tennessee
SS - Steven Tolleson, South Carolina
C - Josh Bell, Auburn
OF - Ryan Patterson, LSU
OF - Brian Pettway, Ole Miss
OF - Eli Iorg, Tennessee
OF - Gabe Scott, Alabama
DH - Stephen Head, Ole Miss
P - Luke Hochevar, Tennessee
P - Greg Smith, LSU
RP - John Madden, Auburn

Second Team

1B - Steve Pearce, South Carolina
2B - John Shelby, Kentucky
3B - Chris Coghlan, Ole Miss
SS - Justin Tordi, Florida
C - Brian Jeroloman, Florida
OF - Jeff Corsaletti, Florida
OF - Clete Thomas, Auburn
OF - Nick Stavinoha, LSU
DH - Blake Gill, LSU
P - Clay Dirks, LSU
P - Jensen Lewis, Vanderbilt
RP - Connor Falkenbach, Florida

2005 Freshman All-SEC Team

(as selected by the league coaches)

1B - Justin Henry, Ole Miss
2B - Ryan Wilkes, Kentucky
2B - Cale Iorg, Alabama
3B - Brandon McArthur, Florida
3B - Chris Jackson, LSU
SS - Zack Cozart, Ole Miss
C - J.P. Arencibia, Tennessee
OF - Julio Borbon, Tennessee
OF - Antone DeJesus, Kentucky
OF - Clint Arnold, Arkansas
DH - Jordan Mayer, LSU
DH - Joshua Fields, Georgia
P - James Adkins, Tennessee
P - Nick Schmidt, Arkansas
RP - David Robertson, Arkansas

2005 SEC All-Tournament Team

(as selected by the media)

1B - Matt LaPorta, Florida
2B - Jeffrey Rea, Miss. State
3B - Neil Giesler, South Carolina
SS - Zack Cozart, Ole Miss
C - J.P. Arencibia, Tennessee
DH - Justin Henry, Ole Miss
OF - Brian Pettway, Ole Miss
OF - Jeff Butts, Miss. State
OF - Jeff Corsaletti, Florida
P - Mark Holliman, Ole Miss
P - Todd Doolittle, Miss. State

Most Valuable Player - Jeff Butts, Miss. State

SEC Tournament Championship Game
Final Score: Miss. State 4, Ole Miss 1

INTRO
THIS IS LSU
PREVIEW
TIGERS
COACHES
REVIEW
HISTORY
RECORDS
LSU