

2019 FOOTBALL GAME NOTES



NATIONAL CHAMPIONS
1958 • 2003 • 2007
SEC CHAMPIONS
1935 • 1936 • 1958 • 1961
1970 • 1986 • 1988 • 2001
• 2003 • 2007 • 2011

GAME 11 vs. **Arkansas**
November 23, 2019
Tiger Stadium
Baton Rouge, La.
6 p.m. CT • ESPN

BREAKDOWN

LSU

Record 10-0, 6-0 SEC
Ranking No. 1 CFP/AP/Coaches
Last Game November 16 at Alabama
Won, 58-37
Head Coach Ed Orgeron (3rd Season)
Career Record 51-36
LSU Record 35-9
vs. Arkansas 3-3
LSU vs. Arkansas 40-22-2



Arkansas

Record 2-8-, 0-6 SEC
Ranking NR
Last Game November 9 vs. W. Kentucky
Lost, 45-19
Head Coach Barry Lunney Jr.
Record at ARK Interim Head Coach
Career Record 0-0



COACH LOCATIONS

On The Field

Ed Orgeron, Head Coach
Dave Aranda, Defensive Coordinator
James Cregg, Offensive Line
Bill Johnson, Defensive Line
Mickey Joseph, Wide Receivers
Greg McMahon, Special Teams
Corey Raymond, Defensive Backs
Tommie Robinson, Running Backs

In The Press Box

Joe Brady, Passing Game Coordinator
Bill Busch, Safeties
Steve Ensminger, Offensive Coordinator, QBs

ON THE AIR



Chris Blair, Play-By-Play
Doug Moreau, Analyst
Gordy Rush, Reporter



Dave Pasch, Play-by-Play
Greg McElroy, Analyst
Tom Luginbill, Reporter

LSU Media Central

Media can access the current media guide, updated statistics and game notes all in one location at www.LSUsports.net/media.

2019 SCHEDULE

| DATE | OPPONENT/TV | TIME (CT) | SERIES RECORD |
|----------------|---|---------------|--------------------------|
| Aug. 31 | Georgia Southern [SECN] | Won, 55-3 | LSU leads 1-0 |
| Sept. 7 | at No. 9 Texas [ABC] | Won, 45-38 | Texas leads 9-8-1 |
| Sept. 14 | Northwestern State (Purple Game) [SECN] | Won, 65-14 | LSU leads 12-0 |
| Sept. 21 | at Vanderbilt * [SECN] | Won, 66-38 | LSU leads 23-7-1 |
| Oct. 5 | Utah State [SECN] | Won, 42-6 | LSU leads 3-0 |
| Oct. 12 | No. 7 Florida * (Homecoming) [ESPN] | Won, 42-28 | Florida leads 33-30-3 |
| Oct. 19 | at Mississippi State * [CBS] | Won, 36-13 | LSU leads 75-35-3 |
| Oct. 26 | No. 9 Auburn * (Gold Game) [CBS] | Won, 23-20 | LSU leads 31-22-1 |
| Nov. 9 | at No. 2 Alabama * [CBS] | Won, 46-41 | Alabama leads 53-26-5 |
| Nov. 16 | at Ole Miss * [ESPN] | Won, 58-37 | LSU leads 63-41-4 |
| Nov. 23 | Arkansas * [ESPN] (LSU Salutes) | 6 p.m. | LSU leads 40-22-2 |
| Nov. 30 | Texas A&M * [ESPN] (Senior Tribute) | 6 p.m. | LSU leads 33-20-3 |
| Dec. 7 | SEC Championship [CBS] | 3 p.m. | LSU 4-1 in Title Game |

NEXT UP

▶ LSU (10-0, 6-0 SEC) returns to Tiger Stadium for the first time in nearly a month when the top-ranked Tigers host Arkansas (2-8, 0-6 SEC) at 6 p.m. on Saturday.
▶ LSU is ranked No. 1 in the AP poll for the fourth straight week and the Tigers hold the top spot in the USA Today Coaches poll for the second consecutive week. LSU was ranked No. 1 in the CFP Rankings last week (Note: new CFP Poll will be released on Tuesday night).
▶ The Tigers are coming off a 58-37 win over Ole Miss on Saturday in Oxford. LSU set the school-record for yards in a conference game with 714 against the Rebels. It also ranks as the third-most yards in a game featuring two SEC teams in league history.
▶ Overall, LSU is 3-0 against teams currently ranked in the AP Top 25. The Tigers have four Top 10 wins to its credit this year, which is the most for any LSU team in school history during the regular-season.
▶ LSU, winners of 11 straight dating back to last year, is 5-0 at home this year and have won six straight and 14 of its last 15 games in Tiger Stadium.
▶ LSU is off to a 10-0 start for the first time since 2011 and fourth time overall. Other 10-0 starts came in 1908, 1958, and 2011.
▶ Overall, LSU will be playing its 27th consecutive game as a Top 25 team on Saturday against Arkansas. LSU has been a Top 25 team for 39 of the 44 games under Coach O with 18 of those coming as a Top 10 team.
▶ LSU head coach Ed Orgeron brings a 35-9 mark in 44 games as the Tiger coach into the contest. Of his 35 wins with the Tigers, 26 have come by double-figures, nine have come against Top 10 teams and 15 have come against teams ranked in the Top 25.
▶ Coach O's 35 wins through 44 games ranks as the second-most for any coach in LSU history over that span. Only Les Miles (39 wins in 44 games) won more games than Orgeron during the first 44 games of his LSU coaching career. Orgeron ranks ahead of Bernie Moore (33 wins in 44 games); Charles McClendon (32 wins in 44 games) and Nick Saban (31 wins in 44 games).
▶ Orgeron's nine Top 10 wins ranks as the third-most for an LSU coach in school history, trailing only Les Miles (16 in 12 years) and Charles McClendon (10 in 18 years). Orgeron is 9-3 against Top 10 teams at LSU.

▶ LSU has won at least 8 games for 20 straight seasons. The 20-year streak is the longest among Power 5 schools along with Oklahoma, and ranks second to only Boise State (21) among all FBS schools.
▶ Under Orgeron, LSU is 21-1 when having a 100-yard rusher and the Tigers are 33-2 when scoring 20 points.
▶ LSU leads the SEC in scoring offense (47.8), total offense (556.0), passing offense (390.3), first downs (27.6) and the Tigers are No. 2 in redzone offense (53-of-55).
▶ LSU's defense ranks No. 4 in the SEC in rushing yards per game (130.8), No. 9 in total defense (367.8) and scoring defense (23.8).
▶ For only the fourth time in SEC history – and second time in school history – this year's LSU offense features a pair of 1,000-yard receivers in Ja'Marr Chase (1,116) and Justin Jefferson (1,010).
▶ QB Joe Burrow leads the SEC and ranks No. 2 in the nation in passing yards (3,687), passing yards per game (368.7), passing TDs (38), and points responsible for (248). He's also first in the SEC and No. 3 in the nation in total offense (390.2). He's already broken the LSU season record for completions, passing yards, TDs, and total offense.
▶ In 10 games, Burrow has completed 268-of-341 passes for 3,687 yards, 38 TDs and only six interceptions. He's thrown at least one TD pass in 14 straight games and he's gone over the 300-yard mark in 10 of the last 13 games.
▶ WRs Ja'Marr Chase (57 rec., 1,116 yards, 13 TDs) and Justin Jefferson (71 rec., 1,010 yards, 11 TDs) rank Nos. 1-3 in the SEC in receiving yards per game with 124.0 and 101.0 yards respectively. Chase now holds the LSU record for receiving TDs in a season (13).
▶ TE Thaddeus Moss has 32 catches for 355 yards and a TD.
▶ RB Clyde Edwards-Helaire leads the SEC in rushing TDs with 12. He's rushed for 100+ yards in five of LSU's six SEC games. He's No. 7 in the SEC in rushing yards per game (95.8). Edwards-Helaire has rushed for 958 yards on 158 carries.
▶ LB Jacob Phillips ranks No. 4 in the SEC in tackles per game (8.2). He has 82 total tackles, while OLB K'Lavon Chaisson is No. 13 in the league in tackles for loss with 8.0.
▶ CB Derek Stingley leads the SEC in passes defended (14) and he's tied for the lead league in interceptions (4).

BY THE NUMBERS

4

Number of Top 10 wins for LSU in 2019. It's the most Top 10 wins for an LSU team during the regular season in school history. Last year, LSU won 4 games against Top 10 teams with the fourth coming against UCF in the Fiesta Bowl.

11

LSU enters the Arkansas game having won 11 straight games dating back to last season. The 11-game winning streak ties for the fifth-longest streak in LSU history.

45

Of LSU's 60 offensive touchdowns, 45 have come on drives of less than 3 minutes.

EVERYBODY EATS

478

LSU has scored 478 points through 10 games. The Tigers are on pace to break the record of 541 set by the 2007 team.

38

Burrow set the school record for touchdown passes in a season against Mississippi State with 29. He is seven away from breaking the SEC record.

20

Burrow has 20 or more completions in 13-straight games for a school record.

3,687

Burrow's passing yards this season, which broke the school record set by Rohan Davey.

19

A total of 19 players have at least one reception in 2019 already, including all five running backs.

53

LSU is 53-for-55 in the redzone this season, the most redzone scores in the country and the 96 percent conversion is fourth in the nation.

13

Ja'Marr Chase set the school record for touchdown passes in a season against Ole Miss. Chase surpassed Dwayne Bowe's record of 12 set in 2006.

78.6

Burrow's completion percentage, which is first in the country.

1,000

Ja'Marr Chase and Justin Jefferson became the fourth duo from the same school with 1,000 receiving yards in SEC history

714

LSU put up 714 yards of total offense against Ole Miss for the second most in school history and most in an SEC game.

489

Quarterback Joe Burrow threw for 489 yards at Ole Miss for the second most in a game in school history.

3

Wide receivers Justin Jefferson, Ja'Marr Chase and Terrace Marshall Jr. became the first trio in school history with 100 or more receiving yards in a game at Texas.

32

Burrow's 32 completions against Auburn were the third most in a game in school history.

6

Burrow set the school record for touchdown passes in a game with six at Vanderbilt.

66

The most points in regulation of an SEC game in school history.



JOE BURROW
268of-341, 3,687 Yards, 38 Touchdowns

TALKING TIGERS

CLYDE EDWARDS- HELAIRE
158 Attempts, 958 Yards, 12 Touchdowns

JUSTIN JEFFERSON
71 Receptions, 1,010 Yards, 11 Touchdowns

JA'MARR CHASE
57 Receptions, 1,116Yards, 13 Touchdowns

TERRACE MARSHALL JR.
28 Receptions, 410 Yards, 8 Touchdowns

"Anybody can do it when there's a clean pocket and guys are wide open. The great quarterbacks – when they get knocked down, when they're getting sacked a bunch, when they're getting pressures – it doesn't faze them one bit. That's what Joe Burrow is doing for LSU this season." Danny Kanell, CBS Sports

"If you didn't watch it (LSU vs. Texas), then you better be ready for old LSU. Joey Burrow has a new offense. He's got great receivers. I walk out of here tonight with this different approach from LSU. They are attacking. This quarterback is for real. In the year of quarterbacks all around the country, you better add Joe Burrow. This kid is a fighter. It's going to be a lot of fun to watch LSU as they get ready for the SEC West." - Kirk Herbstreit, ESPN

"You look at the confidence that the rest of the team feels because (Joe's) their quarterback, you can tell. Being on the sideline when he runs out, it's different. It's the first time in a long time LSU fans feel like that guy's special at that position." - Marcus Spears, SEC Network

Joe Burrow has made the most incredible transformation from one year to the next that I have seen." Paul Finebaum, ESPN

"To outsiders, Burrow might sound cocky, brash or even arrogant. For the people who know him best, his self-confidence is simply a product of his preparation and determination to outwork everyone else." -Mark Schlabach, ESPN
ESPN Senior Writer

"Joe burrow has shown up time and time again on the biggest stages in the biggest games when they needed him most." Reggie Bush, FOX Sports



Arkansas Week

18

MONDAY

Orgeron Press Conference
12:30 p.m. - Tiger Stadium Lawton Room

Practice

3:30 p.m. - McClendon Practice Facility (Open to Media)

Player Interviews

5:30 p.m. - Indoor Field at the McClendon Practice Facility

19

TUESDAY

Practice
3:30 p.m. - McClendon Practice Facility (Open to Media)

20

WEDNESDAY

SEC Teleconference
10 a.m. Orgeron on call

Practice

3:30 p.m. - McClendon Practice Facility (Open to Media)

Coach O Radio Show

7 p.m. - TJ Ribs at Acadian

21

THURSDAY

Practice
No Media Availability

5:30 p.m. - Coach Orgeron Post-Practice Interview (Indoor Facility)

22

FRIDAY

Focus Friday
No Media Availability

23

SATURDAY

Gameday
Arkansas vs. LSU
6 p.m. CT | ESPN

24

SUNDAY

Off Day
No Media Availability

LSU Media Services

Ed Orgeron Interviews

Monday Press Luncheon:

LSU head coach Ed Orgeron meets with the media each Monday of game week in the Lawton Room at Tiger Stadium. Lunch is served at 11:30 a.m. followed by comments from the Coach Orgeron at 12:30 p.m. CT. Media members can park in Lot 104 (formerly Lot F) on campus, which is located off Nicholson Drive in front of the track stadium. A transcript of Coach Orgeron's opening statement as well as the question and answer session can be found on www.LSUsports.net.

Listen To Ed Orgeron's Weekly Press Conference

Members of the media can access the audio portion of Coach Orgeron's Weekly Press Luncheon each Monday starting at 12:30 p.m. CT at www.LSUsports.net/live or over the radio in the Baton Rouge area on 104.5 FM.

SEC Teleconference

The 14 SEC coaches are featured on a weekly teleconference each Wednesday at 10 a.m. CT during the regular season. Coach Orgeron speaks for 10 minutes starting at 10 a.m. Contact the LSU Sports Information Department to obtain the phone number to access the call.

Thursday Post-Practice

Coach Orgeron meets with the media at approx. 5:30 p.m. each Thursday during the regular season in the indoor facility at the LSU Operations Center.

LSU Player Interviews

LSU players are available to the media during a typical game week on Monday at 5:30 p.m. on the indoor field at the Football Operations Building. Interview requests for the Monday media opportunity should be made at least 24 hours in advance and emailed to Michael Bonnette (mbonnet@lsu.edu) and Brandon Berrio (bberri1@lsu.edu). Members of the media are not permitted to contact players on their cell phones under any circumstance.

LSU Video Newsfeed

LSU will be distributing video interviews and other highlights via FTP during the 2018 season. A link to download -the newsfeed will be emailed to members of the media each Monday afternoon during the season. Email Michael Bonnette at mbonnet@lsu.edu to be placed on the distribution list.

WHO TO CONTACT

Communications Office • (225) 578-8226

Michael Bonnette • Assoc. AD/Communications

Coach Orgeron and Player Interview Requests |
E-mail: mbonnet@lsu.edu

Brandon Berrio • Asst. Communications Director

Player Interview Requests | E-mail: bberri1@lsu.edu

LSU Director of Digital Media

Todd Politz - todd@lsusp.com

LSU Creative Services

Jason Feirman - jfeirman@lsu.edu (Logos)
Chris Parent - cparen3@lsu.edu (Photos)

Network Operations/SEC Network

Kevin Wagner - jwagne2@lsu.edu

LSU Sports Productions

David Landry - david@lsusp.com

LSU Radio

Chris Blair - chris@lsusp.com

LSU Sports Information Mailing Address

LSU Athletic Administration Building
Baton Rouge, LA 70803

ON THE INTERNET

www.LSUsports.net/media

The Official Website of LSU Athletics is home to all the football information you need. Schedules, results, rosters, bios, statistics and game notes can be found and are always up to date. The GAMEDAY section, updated daily, has all relevant info for the upcoming game.

CollegePressBox.com

Collegepressbox.com is the official media website for SEC Football. Access and download weekly game notes, quotes, statistics, media guides, headshots, logos, flip cards and more for the conference and each of its member schools. Login information will be distributed to accredited media or you can apply for a password by sending an e-mail to password@collegepressbox.com.



LSU Football on Twitter & Facebook

facebook.com/LSUfootball

twitter.com/LSUfootball

instagram.com/LSUfootball

twitter.com/Coach_EdOrgeron

twitter.com/LSUMediaAlerts

LSUsports.net/connect



Ed Orgeron

Head Coach

@Coach_EdOrgeron

Overall Record: 51-36

LSU Record: 35-9
(Fourth year)

THE ORGERON FILE

Year at LSU: Fifth (Third as head coach)

Birthdate: July 27, 1961, in Larose, La.

Wife: Kelly

Children: Tyler, Parker, Cody

High School: South Lafourche High School (Galliano, La.)

College: Northwestern State (La.), 1984

YEAR-BY-YEAR HEAD COACHING RECORD

| YEAR | SCHOOL | OVERALL RECORD |
|----------------|--------------|----------------|
| 2005 | Ole Miss | 3-8 |
| 2006 | Ole Miss | 4-8 |
| 2007 | Ole Miss | 3-9 |
| 2013 | Southern Cal | 6-2 |
| 2016 | LSU | 6-2 |
| 2017 | LSU | 9-4 |
| 2018 | LSU | 10-3 |
| 2019 | LSU | 10-0 |
| Overall | | 51-36 |

PLAYING EXPERIENCE

1981-84 Northwestern (La.) State (defensive line)

COACHING EXPERIENCE

| | |
|------------|---|
| 1984 | Northwestern (La.) State (graduate assistant) |
| 1985 | McNeese State (graduate assistant) |
| 1986-87 | Arkansas (assistant strength coach) |
| 1988-92 | Miami (Fla.) (graduate assistant, 1988; defensive line 1989-92) |
| 1994 | Nicholls State (linebackers) |
| 1995-97 | Syracuse (defensive line) |
| 1998-2004 | Southern Cal (defensive line, 1998-2002; recruiting coordinator, 2001-04) |
| 2005-07 | Ole Miss (head coach) |
| 2008 | New Orleans Saints (defensive line) |
| 2009 | Tennessee (defensive line/recruiting coordinator) |
| 2010-12 | Southern Cal (defensive coordinator/defensive line/recruiting coordinator, 2010-13; interim head coach, 2013) |
| 2015-pres. | LSU (defensive line; recruiting coordinator, 2016; interim head coach, Sept. 25, 2016, head coach, Nov. 26, 2016) |

BOWL EXPERIENCE

| SEASON | BOWL | TEAM | OPPONENT | RESULTS |
|---------------------------|-------------|--------------|---------------|----------|
| AS ASSISTANT COACH | | | | |
| 1986 | Orange | Arkansas | Oklahoma | L, 42-8 |
| 1987 | Liberty | Arkansas | Georgia | L, 20-17 |
| 1988 | Orange | Miami | Nebraska | W, 23-3 |
| 1989 | Sugar | Miami | Alabama | W, 33-25 |
| 1990 | Cotton | Miami | Texas | W, 46-3 |
| 1991 | Orange | Miami | Nebraska | W, 22-0 |
| 1992 | Sugar | Miami | Alabama | L, 34-13 |
| 1995 | Gator | Syracuse | Clemson | W, 41-0 |
| 1996 | Liberty | Syracuse | Houston | W, 30-17 |
| 1997 | Fiesta | Syracuse | Kansas State | L, 35-18 |
| 1998 | Sun | Southern Cal | TCU | L, 28-19 |
| 2001 | Las Vegas | Southern Cal | Utah | L, 10-6 |
| 2002 | Orange | Southern Cal | Iowa | W, 38-17 |
| 2003 | Rose | Southern Cal | Michigan | W, 28-14 |
| 2004 | Orange | Southern Cal | Oklahoma | W, 55-19 |
| 2009 | Chick-fil-A | Tennessee | Virginia Tech | L, 37-14 |
| 2012 | Sun | Southern Cal | Georgia Tech | L, 21-7 |
| 2015 | Texas | LSU | Texas Tech | W, 56-27 |
| AS HEAD COACH | | | | |
| 2016 | Citrus | LSU | Louisville | W, 29-9 |
| 2017 | Citrus | LSU | Notre Dame | L, 21-17 |
| 2018 | Fiesta | LSU | UCF | W, 40-32 |

Ed Orgeron grew up a Tiger fan. He developed a passion for the Tigers at an early age, becoming a fan of some of the all-time LSU greats in the 1970s. Players like Bert Jones, Ronnie Estay, Tommy Casanova and Charles Alexander ignited a purple and gold fire under Orgeron that still burns today.

Now as he enters his third full season as head coach of the Tigers, Orgeron has leveraged his passion and love for LSU into a determination and drive that sees him spend nearly every waking moment focused on LSU football and his vision for the program.

With a "One Team, One Heartbeat" motto and high-energy practices that focus on being crisp and efficient, the players have bought into the Orgeron system, both on and off the field and the results are hard to ignore.

Orgeron has guided the Tigers to a 35-9 overall mark in his 44 games as the LSU head coach. Of his 35 victories, 15 have come against teams ranked in the Top 25, including nine over Top-10 opponents. Furthermore, of Coach O's 35 wins, 21 have come against SEC foes and 26 have come by double-digits.

Under Orgeron, the Tigers have played 39-of-44 games ranked in the Top 25, including all 13 games in 2018.

In 2018, Orgeron guided a young and inexperienced LSU team to a 10-3 overall mark and a final ranking of No. 6 nationally. It marked LSU's first 10-win season since 2013 and the highest final ranking for the Tigers since 2011. The Tigers capped the year with a 40-32 victory over No. 7 ranked Central Florida in the Fiesta Bowl, LSU's first New Year's Six Bowl victory since the new format was put in place in 2014.

For the first time in school history, Orgeron directed the Tigers to four wins over Top-10 teams beginning with a season-opening victory over No. 8 Miami. LSU followed that with a road victory over No. 7 Auburn, a home win over No. 3 Georgia and the bowl win over No. 7 UCF. Overall, LSU had five wins over Top 25 teams, which also included a victory over No. 22 Mississippi State.

With a 10-3 mark, Orgeron extended LSU's streak of consecutive years with at least eight victories to 19, the longest current streak among Power 5 schools. The Tigers have also appeared in a bowl game for 19-straight seasons.

Individually, Orgeron's 2018 team produced the school's first Butkus Award winner in Devin White along with three first-team all-Americans in White, cornerback Greedy Williams, and safety Grant Delpit. Delpit became only the ninth unanimous All-America in school history in 2018.

THE COACH O WAY

With the "One Team, One Heartbeat" motto, the Tigers seemingly became a different team overnight under Orgeron and the results that LSU sought soon followed.

As the head coach of the Tigers, Orgeron said he was going to "flip the script" and he assigned a theme for the daily practices. The purpose of the descriptive practice themes for each day during the week is one of the ways that Orgeron and his staff hold the players accountable and focused both prior to and during the workout. The daily practice nicknames are as follows: Tell the Truth Monday, Competition Tuesday, Turnover/No Turnover Wednesday, No Repeat Thursday, and Focus Friday.

Orgeron has also opened the doors for former LSU players to come back and be active in the program. Having former players actively involved is a way for the current Tigers to get a better understanding of who helped build the foundation for the program, while also letting them see first-hand what it means to be a LSU Tiger and the responsibility that goes along with it.

ORGERON COACHING HISTORY

Orgeron, a native of Larose, Louisiana, is LSU's 33rd head football coach, and the first Louisiana native to serve as head coach of the Tigers since West Monroe native Jerry Stovall held the position for four seasons in the early 1980s.

Orgeron, who has also served as head coach at Ole Miss and Southern Cal, is 25-9 at LSU. His career mark as a collegiate head coach is 41-36, however he's 31-11 over his last 42 games. Orgeron went 6-2 as Southern Cal's interim head coach in 2013, taking over a USC team that stumbled to a 3-2 mark over the first five games of the year. Orgeron rallied the Trojans as USC closed out the regular season with wins in six of its final eight games.

Orgeron originally joined the Tiger staff in 2015 as defensive line coach, before adding the title of recruiting coordinator in the spring of 2016.

Prior to joining the LSU staff, Orgeron's last coaching stop came at Southern Cal where he served as recruiting coordinator and defensive line coach for the Trojans for four years (2010-13). Orgeron was elevated to interim head coach at USC for the final eight games of the 2013 season.

Orgeron served two stints at Southern Cal, the first as the Trojans' defensive line coach from 1998 to 2004. Orgeron coached under Paul Hackett at USC for three years from 1998 to 2000 and was one of just a handful of coaches retained by Pete Carroll when he took over as the Trojans' head coach in 2001.

Orgeron left USC in 2005 to become the head coach at Ole Miss, where he went 10-25 in three years with Rebels from 2005-07.

Orgeron spent the 2008 season coaching the defensive line for the New Orleans Saints and then joined Tennessee as defensive line coach and recruiting coordinator in 2009. He returned to Southern Cal following the 2009 season.

Orgeron made a name for himself as a top defensive line coach at the University of Miami from 1988-92, where he coached eight All-Americans, including NFL first-rounders Cortez Kennedy, Russell Maryland and Warren Sapp. In 1988, he was a graduate assistant at Miami, working with the defensive line.

Orgeron also was a graduate assistant at Northwestern (La.) State, his alma mater, in 1984 and McNeese State in 1985, working with the defensive line at both schools, then was an assistant strength coach at Arkansas for two years (1986-87).

Born July 27, 1961, he and his wife, Kelly, have three sons, Tyler, and twins Parker and Cody. Tyler is a member of the LSU football coaching staff, while twins Parker and Cody just completed their second season as part of the McNeese State football team. Parker is a two-year starter at wide receiver for the Cowboys, while Cody enters his first season as the starting quarterback for the Cowboys in 2019.

Away from the field, Coach O and his wife Kelly are active in many community endeavors with most of their time being spent supporting "Basket of Hope", which has the mission of giving hope to children diagnosed with cancer or other serious illness through the delivery of a Basket of Hope filled with toys, games, craft items, stuffed animals, gift cards, and other items. Coach O and Kelly make several trips to local hospitals each year to hand deliver these baskets and to spend time with the children and their families.

ORGERON'S SUPERLATIVES AT LSU

Most Points Scored

| | | | |
|----|----|----------------------|----------|
| 1. | 72 | at Texas A&M | 11/24/18 |
| 2. | 66 | at Vanderbilt | 9/21/19 |
| 3. | 65 | vs. Northwestern St. | 9/14/19 |
| 4. | 55 | vs. Georgia Southern | 8/31/19 |
| 5. | 58 | at Ole Miss | 11/16/19 |

Fewest Points Allowed

| | | | |
|----|---|--------------------------|----------|
| 1. | 0 | vs. Southeastern La. | 9/8/18 |
| | 0 | vs. BYU (in New Orleans) | 9/2/17 |
| 3. | 3 | vs. Mississippi St. | 10/20/18 |
| | 3 | vs. Georgia Southern | 8/31/19 |
| 5. | 6 | vs. Utah St. | 10/5/19 |

Most First Downs

| | | | |
|----|----|------------------------------|----------|
| 1. | 35 | at Ole Miss | 11/16/19 |
| 2. | 33 | vs. Ole Miss | 9/29/18 |
| 3. | 32 | vs. Utah St. | 10/5/19 |
| | 32 | vs. UCF (in Glendale, Ariz.) | 1/1/19 |
| 5. | 31 | vs. Northwestern St. | 9/14/19 |
| | 31 | at Texas A&M | 11/24/18 |
| | 31 | vs. Rice | 11/17/18 |

Fewest First Downs Allowed

| | | | |
|----|----|-----------------------------|----------|
| 1. | 6 | vs. BYU (in New Orleans) | 9/2/17 |
| 2. | 8 | vs. Georgia Southern | 8/31/19 |
| 3. | 11 | vs. Louisville (in Orlando) | 12/31/16 |
| 4. | 10 | vs. Utah St. | 10/5/19 |
| 4. | 12 | at Tennessee | 11/18/17 |
| | 12 | vs. Chattanooga | 9/9/17 |

Most Rushing Attempts

| | | | |
|----|----|------------------------------|----------|
| 1. | 57 | vs. BYU (in New Orleans) | 9/2/17 |
| 2. | 56 | vs. Texas A&M | 10/25/17 |
| 3. | 55 | at Ole Miss | 10/21/17 |
| 4. | 52 | vs. UCF (in Glendale, Ariz.) | 1/1/19 |
| | 52 | vs. Missouri | 10/1/16 |

Opponent's Fewest Rushing Attempts

| | | | |
|----|----|--------------------------|----------|
| 1. | 14 | vs. BYU (in New Orleans) | 9/2/17 |
| 2. | 19 | at Arkansas | 11/10/18 |
| 3. | 22 | vs. Utah St. | 10/5/9 |
| | 22 | vs. Missouri | 10/1/16 |
| 5. | 23 | vs. Northwestern St. | 9/14/19 |

Most Rushing Yards

| | | | |
|----|-----|--------------|----------|
| 1. | 418 | vs. Missouri | 10/1/16 |
| 2. | 393 | at Ole Miss | 10/21/17 |
| 3. | 390 | at Arkansas | 11/12/16 |
| 4. | 311 | vs. Ole Miss | 10/22/16 |
| 5. | 298 | at Texas A&M | 11/24/16 |

Fewest Rushing Yards Allowed

| | | | |
|----|----|--------------------------|----------|
| 1. | -5 | vs. BYU (in New Orleans) | 9/2/17 |
| 2. | 16 | at Arkansas | 11/10/18 |
| 3. | 19 | vs. Utah St. | 10/5/19 |
| 4. | 38 | at Tennessee | 11/18/17 |
| 5. | 46 | vs. Northwestern St. | 9/14/19 |

Most Passes Attempted

| | | | |
|----|----|----------------------|----------|
| 1. | 42 | at Ole Miss | 11/16/19 |
| | 42 | vs. Auburn | 10/26/19 |
| 3. | 39 | at Alabama | 11/9/19 |
| | 39 | vs. Utah St. | 10/5/19 |
| | 39 | at Texas | 9/7/19 |
| | 39 | at Texas A&M | 11/24/18 |
| | 39 | vs. Georgia Southern | 8/31/19 |

Most Passes Completed

| | | | |
|----|----|----------------------|----------|
| 1. | 32 | at Ole Miss | 11/16/19 |
| | 32 | vs. Auburn | 10/26/19 |
| 2. | 31 | at Alabama | 11/9/19 |
| | 31 | at Texas | 9/7/19 |
| 3. | 30 | vs. Georgia Southern | 8/31/19 |
| 4. | 29 | vs. Northwestern St. | 9/14/19 |
| 5. | 28 | vs. Utah St. | 10/5/19 |

Opponent's Fewest Pass Attempts

| | | | |
|----|----|----------------------|----------|
| 1. | 11 | vs. Georgia Southern | 8/31/19 |
| | 15 | vs. Rice | 11/17/18 |
| 3. | 16 | at Florida | 10/7/17 |
| 4. | 17 | vs. Florida | 11/19/16 |
| 5. | 19 | vs. Alabama | 11/5/16 |

Opponent's Fewest Passes Completed

| | | | |
|----|---|----------------------|----------|
| 1. | 4 | vs. Georgia Southern | 8/31/19 |
| 2. | 7 | vs. Rice | 11/17/18 |
| | 7 | vs. Florida | 11/19/16 |
| 4. | 8 | vs. Mississippi St. | 10/20/18 |
| 5. | 9 | vs. Auburn | 10/14/17 |

Most Passing Yards

| | | | |
|----|-----|------------------------------|---------|
| 1. | 488 | vs. Northwestern St. | 9/14/19 |
| 2. | 471 | at Texas | 9/7/19 |
| 3. | 418 | at Vanderbilt | 9/21/19 |
| 4. | 394 | vs. UCF (in Glendale, Ariz.) | 1/1/19 |
| 5. | 393 | at Alabama | 11/9/19 |

Opponent's Fewest Passing Yards

| | | | |
|----|-----|--------------------------|----------|
| 1. | 24 | vs. Georgia Southern | 8/31/19 |
| 2. | 59 | vs. Mississippi St. | 10/20/18 |
| 3. | 101 | vs. Rice | 11/17/18 |
| 4. | 102 | vs. BYU (in New Orleans) | 9/2/17 |
| 5. | 107 | vs. Alabama | 11/5/16 |

Most Yards of Total Offense

| | | | |
|----|-----|----------------------|----------|
| 1. | 714 | at Ole Miss | 11/16/19 |
| 2. | 634 | vs. Missouri | 10/1/16 |
| 3. | 622 | at Texas A&M | 11/24/16 |
| 4. | 610 | vs. Northwestern St. | 9/14/19 |
| 5. | 601 | vs. Utah St. | 10/5/19 |
| | 601 | vs. Texas A&M | 11/25/17 |

Opponent's Fewest Yards of Total Offense

| | | | |
|----|-----|--------------------------|----------|
| 1. | 97 | vs. BYU (in New Orleans) | 9/2/17 |
| 2. | 98 | vs. Georgia Southern | 8/31/19 |
| 3. | 198 | vs. Rice | 11/17/18 |
| 4. | 159 | vs. Utah St. | 10/5/19 |
| 5. | 216 | at Arkansas | 11/10/18 |

Highest Punting Average (min. 3)

| | | | |
|----|-------|----------------------|----------|
| 1. | 58.0 | vs. Southern Miss | 10/15/16 |
| 2. | 51.7 | vs. Georgia Southern | 8/31/19 |
| 3. | 49.2 | at Tennessee | 11/18/17 |
| 4. | 49.16 | at Auburn | 9/15/18 |
| 5. | 47.7 | vs. Missouri | 10/1/16 |

Highest Time of Possession

| | | | |
|----|-------|------------------------------|----------|
| 1. | 44:31 | vs. UCF (in Glendale, Ariz.) | 1/1/19 |
| 2. | 42:33 | vs. Missouri | 10/1/16 |
| 3. | 41:03 | vs. Utah St. | 10/5/19 |
| 4. | 37:40 | at Ole Miss | 10/21/17 |
| 5. | 37:36 | vs. Notre Dame (in Orlando) | 1/1/18 |

Longest Scoring Drive (By Yards)

| | | | |
|----|----|--------------------------------|----------|
| 1. | 99 | vs. Utah St. (13 plays) | 10/5/19 |
| 2. | 97 | vs. Ole Miss (7 plays) | 10/22/16 |
| 3. | 96 | vs. Southeastern La. (7 plays) | 9/8/18 |
| 4. | 95 | at Arkansas (2 plays) | 11/12/16 |
| 5. | 93 | vs. Missouri (5 plays) | 10/1/16 |

Longest Scoring Drive (By Time)

| | | | |
|----|------|--------------------------------------|----------|
| 1. | 7:24 | at Arkansas (14-77) | 11/10/18 |
| 2. | 7:13 | vs. BYU (in New Orleans) (13-66) | 9/2/17 |
| 3. | 7:12 | vs. UCF (in Glendale, Ariz.) (12-78) | 1/1/19 |
| 4. | 6:55 | at Arkansas (13-84) | 11/12/16 |
| 5. | 6:42 | vs. Utah St. (13-99) | 10/5/19 |

Longest Scoring Drive (By Plays)

| | | | |
|----|----|-------------------------------|----------|
| 1. | 17 | at Ole Miss (66 yds.) | 11/17/19 |
| 2. | 15 | at Texas A&M (90 yds.) | 11/24/18 |
| | 15 | vs. Mississippi St. (64 yds.) | 10/20/18 |
| | 15 | vs. Georgia (50 yds.) | 10/13/18 |
| 4. | 14 | at Arkansas (77 yds.) | 11/10/18 |
| | 14 | at Auburn (52 yds.) | 9/15/18 |

ORGERON'S RECORD VS. OPPONENTS

| | | | | | | | |
|-------------------|--------------|-------------------|------------|------------------------|------------|--------------------------------|------------|
| Alabama | 1-6 | Arizona | 1-0 | Louisville | 1-0 | Utah St. | 1-0 |
| Arkansas | 3-3 | California | 1-0 | Miami | 1-0 | Wyoming | 0-1 |
| Auburn | 3-3 | Colorado | 1-0 | Syracuse | 1-0 | Record v. MWC | 1-1 |
| Florida | 2-3 | Oregon St. | 1-0 | Wake Forest | 0-1 | Chattanooga | 1-0 |
| Georgia | 1-2 | Stanford | 1-0 | VS. ACC | 3-1 | The Citadel | 1-0 |
| Kentucky | 1-1 | UCLA | 0-1 | LA Tech | 2-0 | VS. Southern Conference | 2-0 |
| LSU | 0-3 | Utah | 1-0 | Rice | 1-0 | Northwestern LA | 3-0 |
| Mississippi State | 3-3 | VS. Pac-12 | 6-1 | Southern Miss | 1-0 | Southeastern LA | 1-0 |
| Missouri | 1-2 | Texas | 1-0 | VS. C-USA | 4-0 | VS. Southland | 4-0 |
| Ole Miss | 4-0 | VS. Big-12 | 1-0 | BYU | 1-0 | Georgia Southern | 1-0 |
| South Carolina | 0-0 | Memphis | 3-0 | Notre Dame | 0-2 | Troy | 0-1 |
| Tennessee | 1-1 | UCF | 1-0 | VS. Independent | 1-2 | VS. Sun Belt | 1-1 |
| Texas A&M | 2-1 | VS. AAC | 4-0 | | | | |
| Vanderbilt | 2-2 | | | | | | |
| VS. SEC | 24-30 | | | | | | |

TRACKING THE TIGERS

| WEEK | AP | COACHES | CFP |
|-----------|----|---------|-----|
| Preseason | 6 | 6 | -- |
| Week 2 | 6 | 6 | -- |
| Week 3 | 4 | 5 | -- |
| Week 4 | 4 | 5 | -- |
| Week 5 | 5 | 6 | -- |
| Week 6 | 5 | 6 | -- |
| Week 7 | 5 | 6 | -- |
| Week 8 | 2 | 3 | -- |
| Week 9 | 2 | 3 | -- |
| Week 10 | 1 | 2 | -- |
| Week 11 | 1 | 2 | 2 |
| Week 12 | 1 | 1 | 1 |
| Week 13 | 1 | 1 | 1 |
| Week 14 | - | - | -- |
| Week 15 | - | - | -- |

AMWAY COACHES POLL

| RK. | TEAM | REC. | POINTS | PREV |
|-----|-------------------|------|--------|------|
| 1 | LSU (55) | 10-0 | 1615 | 1 |
| 2 | Ohio State (6) | 10-0 | 1550 | 2 |
| 3 | Clemson (4) | 11-0 | 1513 | 3 |
| 4 | Georgia | 9-1 | 1383 | 5 |
| 5 | Alabama | 9-1 | 1366 | 4 |
| 6 | Oregon | 9-1 | 1301 | 6 |
| 7 | Oklahoma | 9-1 | 1219 | 8 |
| 8 | Utah | 9-1 | 1177 | 9 |
| 9 | Penn State | 9-1 | 1081 | 11 |
| 10 | Florida | 9-2 | 1031 | 12 |
| 11 | Minnesota | 9-1 | 899 | 7 |
| 12 | Michigan | 8-2 | 851 | 14 |
| 13 | Baylor | 9-1 | 841 | 10 |
| 14 | Wisconsin | 8-2 | 786 | 15 |
| 15 | Notre Dame | 8-2 | 760 | 16 |
| 16 | Auburn | 7-3 | 614 | 13 |
| 17 | Cincinnati | 9-1 | 566 | 17 |
| 18 | Memphis | 9-1 | 539 | 18 |
| 19 | Boise State | 9-1 | 469 | 19 |
| 20 | Iowa | 7-3 | 434 | 22 |
| 21 | SMU | 9-1 | 341 | 20 |
| 22 | Appalachian State | 9-1 | 224 | 24 |
| 23 | Oklahoma State | 7-3 | 212 | NR |
| 24 | Texas A&M | 7-3 | 101 | NR |
| 25 | San Diego State | 8-2 | 47 | NR |

AP POLL

| RK. | TEAM | REC. | POINTS | PREV |
|-----|-------------------|------|--------|------|
| 1 | LSU (54) | 10-0 | 1542 | 1 |
| 2 | Ohio State (5) | 10-0 | 1478 | 2 |
| 3 | Clemson (3) | 11-0 | 1442 | 3 |
| 4 | Georgia | 9-1 | 1343 | 5 |
| 5 | Alabama | 9-1 | 1263 | 4 |
| 6 | Oregon | 9-1 | 1243 | 6 |
| 7 | Utah | 9-1 | 1155 | 8 |
| 8 | Oklahoma | 9-1 | 1144 | 10 |
| 9 | Penn State | 9-1 | 1030 | 9 |
| 10 | Florida | 9-2 | 984 | 11 |
| 11 | Minnesota | 9-1 | 902 | 7 |
| 12 | Michigan | 8-2 | 829 | 14 |
| 13 | Baylor | 9-1 | 787 | 12 |
| 14 | Wisconsin | 8-2 | 746 | 15 |
| 15 | Notre Dame | 8-2 | 676 | 16 |
| 16 | Auburn | 7-3 | 623 | 13 |
| 17 | Cincinnati | 9-1 | 536 | 17 |
| 18 | Memphis | 9-1 | 520 | 18 |
| 19 | Iowa | 7-3 | 493 | 23 |
| 20 | Boise State | 9-1 | 379 | 19 |
| 21 | SMU | 9-1 | 329 | 20 |
| 22 | Oklahoma State | 7-3 | 200 | 25 |
| 23 | Appalachian State | 9-1 | 154 | NR |
| 24 | Texas A&M | 7-3 | 132 | NR |
| 25 | Virginia Tech | 7-3 | 61 | NR |

NOTEBOOK

LSU 10-0 for Fourth Time in School History

- ▶ No. 1 LSU is out to a 10-0 start for the program's best start under head coach Ed Orgeron and the best start since the 2011 season.
- ▶ The Tigers are 10-0 for the fourth time in school history.
- ▶ LSU went 10-0 in 1908, 1958 (finished 11-0) and 2011 (13-1)
- ▶ The Tigers have won 11 straight dating back to the Fiesta Bowl against UCF, the fifth-best win streak in school history and the third-longest active streak behind Clemson (26) and Ohio State (16).
- ▶ Longest win streaks in school history: 19 (1957-59), 15 (1907-09), 14 (2010-11), 13 (2006-07), 11 (2018-19; 1971-72; 1961-62).

LSU and Arkansas Battle For "The Boot"

- ▶ For the 23rd consecutive year, LSU and Arkansas will battle for "The Boot," a 24-karat gold trophy in the shape of the states of Arkansas and Louisiana that resembles a boot. LSU has won the trophy 15 times - 1996, 1997, 1999, 2001, 2003, 2004, 2005, 2006, 2009, 2011, 2012, 2013, 2016, 2017 and 2018.
- ▶ Arkansas has claimed the trophy eight times 1998, 2000, 2002, 2007, 2008, 2010, 2014 and 2015.
- ▶ "The Boot" will sit on the LSU sidelines during game and will be given to the winning team after the contest.

Tigers are 6-0 in SEC Play for Third Time in School History

- ▶ LSU is now 6-0 in SEC Play for the third time in school history and first time since 2011.
- ▶ LSU is a victory over Arkansas away from being 7-0 in SEC play for the second time in school history with the other coming in 2011.
- ▶ LSU has won seven SEC games during the regular season three times as they went 7-1 in both 2003 and 2005 and 8-0 in 2011.

LSU Earns First No. 1 College Football Playoff Ranking

- ▶ LSU is now the consensus No. 1 ranked team in college football as the Tigers moved to No. 1 in the second edition of the College Football Playoff Rankings.
- ▶ LSU is also ranked No. 1 in the nation in the Associated Press poll and the USA Today Coaches poll.
- ▶ It marked the first time since the College Football Playoff format began in 2014 that LSU has held the No. 1 spot in the CFP Rankings. LSU made its 2019 debut in the CFP Rankings at No. 2.
- ▶ With the win over the Crimson Tide, the Tigers moved past Ohio State to the No. 1 spot. In the second edition of the rankings, the Buckeyes moved to No. 2, followed by Clemson, Georgia, and Alabama.
- ▶ LSU is 4-0 against teams currently ranked in the CFP Top 25. LSU is the only team in college football with a 4-0 mark against teams ranked in this week's CFP Top 25.

LSU's No. 1 in AP Poll

- ▶ LSU is No.1 in the AP poll for a fourth-straight week. The Tigers were selected as the No.1 team by AP writers following its win over No. 9 Auburn.
- ▶ LSU will take on Arkansas as the No. 1 team in the country, the 31st time the Tigers will play as the top team.
- ▶ Head coach Ed Orgeron is the third coach in school history to have a team ranked No. 1 in the country. Les Miles and Paul Dietzel also had teams ranked No. 1 in the 1958, 1959, 2007, 2011 and 2012 seasons respectively.
- ▶ LSU first appeared at No. 1 in the AP Poll on Oct. 28, 1958 following a 10-7 win over Florida. LSU remained No.1 in the AP Poll for the remainder of the year on its way to claiming the national title in 1958.
- ▶ LSU was last ranked No. 1 in the AP poll heading into the BCS Championship Game in 2012.
- ▶ LSU has now been ranked for 33 straight weeks in the AP poll.

LSU Is 26-4 In Games Played As No. 1 Ranked Team

- ▶ LSU is 26-4 all-time when ranked as the No. 1 team in the nation by the coaches or AP polls.
- ▶ LSU played a school-record 10 straight games as the nation's No. 1-ranked team in 2011, posting a 9-1 record during that span.
- ▶ LSU was 5-0 as the No. 1-ranked team in 1958, followed by a 7-1 record at the top spot in 1959.
- ▶ LSU was 2-2 as the No.1-ranked team in 2007 and finished 2011 with a record of 9-1.

LSU Has Four Top 10 Wins To Its Credit in 2019

- ▶ LSU has four Top-10 AP wins in 2019 with victories over No. 10 Texas (45-38), No. 7 Florida (35-28), No. 9 Auburn (23-20) and No. 2 Alabama (46-41)
- ▶ LSU is the first team in the AP poll era with four Top-10 wins in its first nine games in SEC history and third ever. The Tigers joined Notre Dame (1943) and Army (1945) as the only teams in college football to do it.
- ▶ Last year, LSU won a school-record four games against Top 10 opponents.
- ▶ Overall, LSU is 8-1 in its last nine games against Top 10 teams.
- ▶ Coach O has nine wins against Top 10 teams in his 44 games as LSU's head coach. The nine Top 10 wins rank as the third-most for a coach in LSU history, trailing only Les Miles (16 in 12 years) and Charles McClendon (10 in 18 years).

Eight-Win Season Streak Extended to 20 - The Longest Streak Among Power 5 Schools

- ▶ With the win over No. 9 Auburn, LSU has now won at least eight games for 20 consecutive years, the most amongst Power 5 schools.
- ▶ Oklahoma also won its eighth game in 2019, joining LSU with streaks of eight wins for 20 consecutive years.
- ▶ Boise State is 9-1 and owns 21st straight seasons of eight wins, which leads the FBS.
- ▶ LSU's current streak of seasons with at least 8 wins dates back to 2000 when the Tigers finished 8-4.
- ▶ LSU's streak of seasons with at least 8 wins also ranks as the longest of its kind in the history of the SEC, bettering Tennessee 16 (1989-2004); Florida 14 (1990-2003); Georgia 13 (1997-2009); and Alabama 13 (1971-83).

Orgeron Named to Bear Bryant Award Watch List

- ▶ LSU's Ed Orgeron, who has guided the Tigers to a 10-0 start and a No. 1 national ranking, has been named to the 2019 American Heart Association Bear Bryant Award Watch List
- ▶ Orgeron, who is in his fourth season as head coach of the Tigers, has a 35-9 overall mark at LSU with nine of his victories coming against Top 10 opponents, including four in 2019.
- ▶ Orgeron is one of 22 coaches from across the country named to the watch list. The list of 22 will be narrowed to a group of finalists in December.

LSU Has Trailed In Second Half Only Twice in 2019

- ▶ In ten games this season, LSU has only trailed twice in the second half.
- ▶ LSU trailed 28-21 in the third quarter against Florida and 13-10 in the third quarter against Auburn. LSU hasn't trailed in the fourth quarter this season.
- ▶ After falling behind on Florida's first possession of the third quarter, LSU's defense forced two punts, intercepted a pass and created a turnover on downs for the Gator's final four possessions of the game.
- ▶ Auburn took its 13-10 lead on its first possession of the second half and from there, the LSU defense forced six straight Auburn punts before the Auburn Tigers scored a TD on its final possession of the game.
- ▶ After falling behind in the second half against Florida, the Tiger offense responded with touchdowns on three of its next four possessions. LSU did the same against Auburn, scoring TDs on two of its next four possessions take the lead for good.

Tigers Named to Semifinalist Lists

- ▶ LSU quarterback Joe Burrow, safety Grant Delpit, long snapper Blake Ferguson, cornerback Derek Stingley Jr. and wide receivers Ja'Marr Chase and Justin Jefferson have been named semifinalists for college football's most prestigious awards.
- ▶ Burrow is a semifinalist for the Maxwell Award, which goes to the best player in college football and the Davey O'Brien Award, which is awarded to the top quarterback in the country.
- ▶ Delpit is a semifinalist for the Thorpe Award, which is given to the nation's top defensive back. Delpit is third on the team in tackles with 45 and owns four pass breakups.
- ▶ Ferguson is a semifinalist for the Wuerffel Trophy, which is college football's premier award for community service.
- ▶ Stingley Jr. is the only freshman in college football selected as a semifinalist for the Bednarik Award, which is given to the Outstanding Defensive Player of the Year in college football. The Baton Rouge native leads the Southeastern Conference in interceptions with four and passes defended with 13.
- ▶ Jefferson and Chase are semifinalists for the Biletnikoff Award, which is given to college football's most outstanding receiver at any position. The duo is the fourth in SEC history with 1,000 receiving yards in the same season and the second in LSU history.

Edwards-Helaire Named Finalist for Hornung Award

- ▶ LSU running back Clyde Edwards-Helaire has been named one of four finalists for the Paul Hornung Award, which is presented annually to the most versatile player in college football. He is the first Hornung Award finalist for LSU since 2013 when Odell Beckham Jr. won the award.
- ▶ Edwards-Helaire has excelled in LSU's new offense, becoming a threat in both the running and passing games. He's also serves as LSU's kickoff return specialist. Edwards-Helaire ranks No. 2 in the SEC in all-purpose yards with 138.1
- ▶ Ten games into the season, Edwards-Helaire sits atop the SEC in total touchdowns with 13 and rushing TDs with 12. He's rushed for 958 yards and 12 touchdowns on 154 carries and he's caught 32 passes for 224 yards and a score.

Offense Goes for 714 Yards of Total Offense at Ole Miss

- ▶ The LSU offense, led by quarterback Joe Burrow, registered 714 yards of total offense at Ole Miss for the most in an SEC game in school history.
- ▶ The total offense number is just behind the school record of 746 yards set against Rice in 1977.
- ▶ The yardage is the most in an SEC game since the 2016 team recorded 634 against Missouri in 2016.
- ▶ Burrow passed for 489 yards in Oxford and Clyde Edwards-Helaire led the rushing charge with 172 yards.

Burrow Breaks LSU Single-Season Passing Record

- ▶ LSU quarterback Joe Burrow is 268 of 341 with 3,687 yards and 38 touchdowns in 2019.
- ▶ Burrow broke the single-season passing yards record on an 18-yard pass to Ja'Marr Chase in the first quarter against Ole Miss. The previous record was set by Rohan Davey in 2001 with 3,347 yards.
- ▶ Burrow became the fourth quarterback in school history to throw for more than 3,000 yards in a season against Alabama.
- ▶ Burrow joined Zach Mettenberger (3,082, 2013), JaMarcus Russell (3,129, 2006) and Davey as the players to throw for more than 3,000.
- ▶ Burrow has thrown for 300 or more yards in eight games this season. He broke the school record for 300-yard passing games in a season against Alabama.
- ▶ He's also thrown for 400 or more yards twice in 2019, tying Davey for the record in a season.

Burrow Breaks Single Season Passing Touchdown Record and Marching Toward SEC Record

- ▶ LSU quarterback Joe Burrow set the single-season passing touchdown record with 29 after his four-touchdown performance against Mississippi State.
- ▶ Burrow broke the LSU record of 28 set by Matt Mauck in 2003 and tied by JaMarcus Russell in 2006 on an 18-yard pass to Justin Jefferson on October 19 in Starkville.
- ▶ It took Burrow until his seventh game and on just his 204th attempt to hit 28 touchdown passes. Mauck set the record originally in 13 games and on his 319th attempt of the 2003 season. Russell then tied the record in his 13th game and on his 337th attempt of the 2006 season.
- ▶ In ten games this season, Burrow has thrown for four or more touchdowns six times. He tied the school record for touchdown passes in a game with five in the season opener and went on to break the record with six at Vanderbilt.
- ▶ He has thrown 38 touchdowns in 2019 and is responsible for 41 total with three coming on the ground.
- ▶ Burrow broke the original record of 29 owned by Russell and Mauck on a 37-yard pass to Derrick Dillon in the third quarter of the Mississippi State game.
- ▶ Burrow has thrown 54 touchdown passes in his career. He passed JaMarcus Russell for second place against Ole Miss and trails Hodson who owns the record with 69.
- ▶ Burrow is fifth in SEC history with 38 touchdown passes. He trails Drew Lock of Missouri (44), Tua Tagovailoa of Alabama (43), André Woodson of Kentucky (40) and Danny Wuerffel of Florida (39).

TIGER TRENDS

| | 2019 | Orgeron Streak | |
|---------------------------------------|------|----------------|-----|
| August | 1-0 | 1-0 | W1 |
| September | 3-0 | 11-2 | W8 |
| October | 4-0 | 12-1 | W6 |
| November | 2-0 | 9-5 | W2 |
| December-January | 0-0 | 2-1 | W1 |
| LSU's Conference Record... | | | |
| at home | 2-0 | 10-3 | W2 |
| on the road | 4-0 | 11-4 | W4 |
| LSU's Non-Conference Record... | | | |
| at home | 3-0 | 9-1 | W6 |
| on the road | 1-0 | 1-0 | W6 |
| neutral | 0-0 | 4-1 | W2 |
| LSU vs. Ranked Opponents... | | | |
| at home | 2-0 | 6-3 | W2 |
| on the road | 2-0 | 6-3 | W2 |
| neutral | 0-0 | 3-1 | W2 |
| LSU's Record in Games... | | | |
| decided by 7 pts or less | 3-0 | 7-3 | W3 |
| decided by 3 pts or less | 1-0 | 3-2 | W2 |
| Away/neutral during day | 3-0 | 6-2 | W3 |
| Away/neutral at night | 2-0 | 10-3 | W3 |
| Home during day | 2-0 | 5-1 | W5 |
| Home at night | 3-0 | 13-3 | W4 |
| LSU's Record When Scoring... | | | |
| less than 20 points | 0-0 | 1-7 | L1 |
| 20+ points | 10-0 | 31-2 | W10 |
| 30+ points | 9-0 | 31-1 | W10 |
| LSU's Record When Allowing... | | | |
| 14 or fewer points | 4-0 | 15-1 | W14 |
| 24 or fewer points | 5-0 | 26-5 | W14 |
| 25+ points | 4-0 | 7-4 | W5 |
| LSU's Record When... | | | |
| Leading after the 1st qtr | 7-0 | 27-2 | W11 |
| Trailing after the 1st qtr | 3-0 | 6-3 | W3 |
| Tied after the 1st qtr | 1-0 | 2-3 | W1 |
| Leading at halftime | 8-0 | 28-1 | W26 |
| Trailing at halftime | 0-0 | 2-7 | L3 |
| Tied at halftime | 2-0 | 5-1 | W3 |
| Leading after the 3rd qtr | 10-0 | 33-1 | W19 |
| Trailing after the 3rd qtr | 0-0 | 2-6 | L3 |
| Tied after the 3rd qtr | 0-0 | 0-1 | L1 |
| LSU's Record With... | | | |
| less than 300 yds total offense | 0-0 | 3-3 | L1 |
| 300+ yards total offense | 10-0 | 32-6 | W11 |
| 400+ yards total offense | 10-0 | 26-3 | W11 |
| 500+ yards total offense | 9-0 | 17-0 | W18 |
| 600+ yards total offense | 3-0 | 4-0 | W18 |
| less than 100 yards rush | 1-0 | 1-2 | W1 |
| 100+ yards rushing | 9-0 | 34-7 | W10 |
| 150+ yards rushing | 6-0 | 29-6 | W7 |
| 200+ yards rushing | 3-0 | 16-2 | W3 |
| 250+ yards rushing | 0-0 | 9-0 | W13 |
| less than 200 yards pass | 0-0 | 8-5 | W1 |
| 200+ yards passing | 10-0 | 26-4 | W11 |
| 300+ yards passing | 9-0 | 13-0 | W13 |
| 350+ yards passing | 7-0 | 10-0 | W10 |
| 400+ yards passing | 4-0 | 5-0 | W5 |
| LSU's Record When Allowing... | | | |
| less than 200 total yards | 2-0 | 4-0 | W20 |
| less than 300 total yards | 4-0 | 17-2 | W12 |
| less than 400 total yards | 6-0 | 27-5 | W9 |
| 400+ yards total offense | 4-0 | 6-3 | W4 |
| less than 100 yards rush | 3-0 | 16-0 | W24 |
| 100+ yards rush | 7-0 | 17-9 | W7 |
| less than 200 yards pass | 3-0 | 18-5 | W6 |
| less than 300 yards pass | 7-0 | 28-7 | W8 |
| 300+ yards pass | 3-0 | 5-0 | W8 |

2019 HONORS

QB • Joe Burrow

Game 1 vs. Georgia Southern:

- ▶ SEC Offensive Player of the Week

Game 2 vs. Texas:

- ▶ SEC Offensive Player of the Week
- ▶ Davey O'Brien National Quarterback of the Week
- ▶ Maxwell Award Offensive Player of the Week

Game 4: at Vanderbilt

- ▶ SEC Offensive Player of the Week

Game 7 vs. Florida:

- ▶ SEC Offensive Player of the Week
- ▶ Davey O'Brien National Quarterback of the Week

Game 9 at Alabama:

- ▶ SEC Offensive Player of the Week
- ▶ Davey O'Brien National Quarterback of the Week
- ▶ Maxwell Award Offensive Player of the Week
- ▶ Walter Camp National Player of the Week

RB • Clyde Edwards-Helaire

Game 9 at Alabama

- ▶ SEC Offensive Player of the Week

DL • Rashard Lawrence

Game 9 at Alabama

- ▶ Lott IMPACT Player of the Week

LB/S • Jacoby Stevens

Game 8 at Mississippi State:

- ▶ SEC Defensive Player of the Week

Game 9 vs. Auburn:

- ▶ SEC Defensive Player of the Week

DB • Derek Stingley Jr.

Game 7 vs. Florida:

- ▶ SEC Freshman of the Week

PK • Cade York

Game 2 at Texas:

- ▶ SEC Special Teams Player of the Week

HC • Ed Orgeron

Week 2 at Texas:

- ▶ Dodd Trophy National Coach of the Week

MIDSEASON ALL-AMERICANS

QB • Joe Burrow

Sporting News

AP, 1st Team

The Athletic, 1st Team

ESPN, 1st Team

DB • Derek Stingley Jr.

Sporting News

AP, 1st Team

The Athletic, 1st Team & Freshman

ESPN, 1st Team

DB • Grant Delpit

AP, 1st Team

The Athletic, 2nd Team

OG • Damien Lewis

The Athletic, 1st Team

WR • Justin Jefferson

The Athletic, 2nd Team

ESPN, 1st Team

TIGERS IN THE SEC (NCAA)

Total Offense Yds./G

1. (3) Joe Burrow 390.2

Passing Yards Yards

1. (2) Joe Burrow 3,687

Passing Touchdowns Total

1. (2) Joe Burrow 38

Completion Percentage Pct.

1. (1) Joe Burrow 78.6

Rushing Yards Total

5. Clyde Edwards-Helaire 958

Rushing Touchdowns Total

1. Clyde Edwards-Helaire 12

Receptions Total

1. Justin Jefferson 71

5. Ja'Marr Chase 57

Receiving Yards Yards

1. (4) Ja'Marr Chase 1,116

3. Justin Jefferson 1,010

Receiving Touchdowns Total

1. (2) Ja'Marr Chase 13

2. Justin Jefferson 11

5. Terrace Marshall 8

Receiving Yards/Game Yds./G

1. (3) Ja'Marr Chase 124.0

3. Justin Jefferson 101.0

Interceptions Total

1. Derek Stingley Jr. 4

Chase Breaks Single-Season Receiving Touchdown Record

▶ LSU wide receiver Ja'Marr Chase has 13 touchdown receptions in 2019 for the most in a single season in school history.

- ▶ Chase broke Dwayne Bowe's record of 12 set in 2006 on a 61-yard pass from Joe Burrow in the fourth quarter.
- ▶ Chase is six touchdowns away from setting the SEC record for receiving touchdowns in a season. Florida's Reidel Anthony owns the record with 18 in 1996.
- ▶ Junior wide receiver Justin Jefferson is behind Chase in the record books with 12 touchdowns this season.
- ▶ Jefferson and Chase's combined 25 touchdowns in 2019 are the most by a duo in school history. The pair passed Devery Henderson and Michael Clayton's record of 21 set in 2003.
- ▶ Jefferson and Chase join Chris Doering (17) and Ike Hilliard (15) of Florida (1995) as the only duo in SEC history with 12 or more touchdown receptions in the same season.

Jefferson, Chase are Fourth Duo in SEC History with 1,000 Yard Seasons

- ▶ In the 10th game of the season against Ole Miss, LSU wide receivers Justin Jefferson and Ja'Marr Chase became the second duo in school history with more than 1,000 receiving yards in a season.
- ▶ Chase leads the Tigers in yards with 1,116 on 45 catches and Jefferson is second with 1,010 yards on 71 receptions. Chase is first in the league in yards and Jefferson is third.
- ▶ Chase became the seventh player with 1,000 receiving yards in a season and Jefferson became the eighth when they did so at Ole Miss. The Louisiana natives now own the eighth and ninth 1,000 yard receiving season in school history. Josh Reed hit the 1,000 yard mark in both 2000 and 2001.

1,000-YARD RECEIVERS • SEASON

| PLAYER | Year | Yards | Catches | AVG | Games to 1,000 |
|-------------------------|-------------|--------------|-----------|-------------|----------------|
| Josh Reed | 2001 | 1,740 | 94 | 18.5 | 8 |
| Wendell Davis | 1986 | 1,244 | 80 | 15.6 | 9 |
| Jarvis Landry | 2013 | 1,193 | 77 | 15.5 | 11 |
| Odell Beckham, Jr. | 2013 | 1,152 | 59 | 19.5 | 9 |
| Josh Reed | 2000 | 1,127 | 65 | 17.3 | 10 |
| Ja'Marr Chase | 2019 | 1,116 | 57 | 19.6 | 10 |
| Justin Jefferson | 2019 | 1,010 | 71 | 14.2 | 10 |
| Michael Clayton | 2003 | 1,079 | 78 | 13.8 | 13 |
| Eric Martin | 1983 | 1,064 | 52 | 20.5 | 10 |

▶ The duo joined Odell Beckham Jr. and Jarvis Landry with 1,152 and 1,193 yards respectively in 2013 as the only teammates to hit the 1,000 yard mark.

▶ Florida is the only other school in the SEC with a pair that hit 1,000 or more in the same season. Ike Hilliard (1,008) and Chris Doering (1,045) were the first set of teammates to do it in 1995. Jabar Gaffney (1,191) and Reche Caldwell (1,059) did it again in 2001 for the Gators.

▶ Jefferson and Chase are the only teammates with more than 1,000 yards receiving in the nation in 2019.

▶ The two have combined for 2126 yards and 25 touchdowns on 116 catches. They have combined for more receiving yards than seven SEC teams have passed for the entire season (Tennessee, Auburn, Arkansas, Ole Miss, Mississippi State, Vanderbilt and Kentucky).

▶ Ja'Marr Chase is the first LSU receiver with 3-straight 100-yard games in a single season since Michael Clayton (first three games of 2003 season). Chase has gone for 123 vs. Auburn, 140 at Alabama and 227 at Ole Miss.

▶ Chase is the second receiver in LSU history to hit 200 or more receiving yards in a game twice in the same season.

▶ Josh Reed hit the 200-yard mark twice in 2001 with 293 at Alabama 239 vs. Illinois in the Sugar Bowl.

▶ Chase had 229 receiving yards at Vanderbilt and 227 at Ole Miss. He is the first LSU player with 200 or more receiving yards in a game since Odell Beckham Jr. went for 204 against Furman in 2013.

Same Game 100-Yard Receiving Performances

| Names (Rec./yds.) | Opponent, Season | Combined rec./Yds. |
|--|-------------------------|--------------------|
| Ja'Marr Chase (8/227) and Justin Jefferson (9/112) | at Ole Miss, 2019 | 17/339 |
| Ja'Marr Chase (7/127) and Justin Jefferson (10/123) | vs. Florida, 2019 | 17/250 |
| Justin Jefferson (9/163), Ja'Marr Chase (8/147), Terrace Marshall Jr. (6/123) at Texas, 2019 | at Texas, 2019 | 23/433 |
| Travin Dural (6/124) and Malachi Dupre (4/120) | Mississippi State, 2014 | 10/244 |
| Jarvis Landry (10/156) and Odell Beckham, Jr. (6/118) | Georgia, 2013 | 16/274 |
| Odell Beckham, Jr. (5/118) and Jarvis Landry (8/109) | TCU, 2013 | 13/227 |
| Josh Reed (14/239) and Michael Clayton (8/120) | Illinois, 2001* | 22/359 |
| Josh Reed (19/293) and Michael Clayton (7/126) | Alabama, 2001 | 26/419 |
| Josh Reed (8/160) and Michael Clayton (9/105) | Kentucky, 2001 | 17/265 |
| Josh Reed (10/113) and Reggie Robinson (10/102) | Mississippi State, 2000 | 20/215 |
| Josh Reed (5/137) and Jarel Myers (6/117) | Western Carolina, 2000 | 11/254 |
| Jarel Myers (8/114) and Josh Reed (5/100) | Houston, 1999 | 13/214 |
| Shedrick Wilson (9/201) and Eddie Kennison (4/113) | Rice, 1995 | 13/314 |
| Tony Moss (6/117) and Alvin Lee (6/108) | Ohio State, 1998 | 12/225 |
| Todd Kinchen (5/108) and Eddie Fuller (5/102) | Ole Miss, 1989 | 10/210 |
| Orlando McDaniel (5/155) and Malcolm Scott (8/112) | Florida State, 1981 | 13/267 |

* - denotes bowl game

Edwards-Helaire 42 Yards Away from 1,000 Yard Season

▶ LSU running back Clyde Edwards-Helaire is in the top-25 in the nation in rushing yards this season with 958.

▶ The Baton Rouge native is 42 yards away from the 1,000 yard mark this season.

▶ Edwards-Helaire can become the 14th player in school history to rush for 1,000 or more yards in a season.

▶ There have been 20 1,000 yard seasons by LSU running backs in school history.

▶ Leonard Fournette set the LSU record for rushing yards in a season with 1,953 yards in 2015. It took Fournette just five games to reach the 1,000-yard mark.

1,000-Yard RUSHERS • Season

| PLAYER | Year | Yards | Carries | AVG | Games to 1,000 |
|-------------------|------|-------|---------|-----|----------------|
| Leonard Fournette | 2015 | 1,953 | 300 | 6.5 | 5 |
| Charles Alexander | 1977 | 1,686 | 311 | 5.4 | 7 |
| Jeremy Hill * | 2013 | 1,401 | 203 | 6.9 | 10 |
| Derrius Guice | 2016 | 1,387 | 183 | 7.6 | 11 |
| Kevin Faulk | 1996 | 1,282 | 248 | 5.2 | 9 |
| Kevin Faulk | 1998 | 1,279 | 229 | 5.6 | 9 |
| Dalton Hilliard | 1984 | 1,268 | 254 | 5.0 | 9 |

| | | | | | |
|-------------------|------|-------|-----|-----|----|
| Derrius Guice * | 2017 | 1,251 | 237 | 5.3 | 10 |
| Charles Scott | 2008 | 1,174 | 217 | 5.4 | 10 |
| Charles Alexander | 1978 | 1,172 | 281 | 4.2 | 10 |
| Stevan Ridley | 2010 | 1,147 | 249 | 4.6 | 12 |
| Kevin Faulk * | 1997 | 1,144 | 205 | 5.6 | 8 |
| Dalton Hilliard | 1985 | 1,134 | 258 | 4.4 | 11 |
| Terry Robiskie | 1976 | 1,117 | 224 | 5.0 | 10 |
| Jacob Hester | 2007 | 1,103 | 225 | 4.9 | 13 |
| Nick Brossette | 2018 | 1,039 | 240 | 4.3 | 13 |
| Leonard Fournette | 2014 | 1,034 | 187 | 5.5 | 13 |
| Steve Van Buren | 1943 | 1,007 | 172 | 5.9 | 9 |
| Justin Vincent | 2003 | 1,001 | 154 | 6.5 | 14 |
| Harvey Williams | 1987 | 1,001 | 154 | 6.5 | 11 |

More on the LSU Offense

- ▶ LSU has scored 45 of its 60 offensive TDs on drives of less than 3 minutes.
- ▶ On 125 offensive possessions this year, LSU has gone 3-and-out only 16 times. Burrow was the QB for 14 of the 16 3-and-outs.
- ▶ QB Joe Burrow has thrown consecutive incomplete passes on the same drive only 12 times this year. He has thrown three-straight incompletion on the same drive only once this season (at Texas).
- ▶ He's only thrown consecutive incomplete passes in the fourth quarter twice this year.
- ▶ LSU's WR trio of Ja'Marr Chase (13 TDs) Justin Jefferson (11 TDs), and Terrace Marshall Jr. (8 TDs) have combined for 32 touchdowns, the most of any trio of receivers in the first 10 games of a season in school history.
- ▶ Burrow is averaging a TD pass for every 9 passes thrown.
- ▶ Eleven players have scored an offensive TD for LSU this year.
- ▶ RB Clyde Edwards-Helaire has seven, 100-yard rushing games in his career and LSU is 7-0 in those games.
- ▶ Edwards-Helaire rushed for 103 yards and three touchdowns and caught nine passes for 77 yards and one touchdown against Alabama.

LSU's Wide Receiver Trio Make the Most of Their Catches

- ▶ LSU's wide receiver trio of Justin Jefferson, Ja'Marr Chase and Terrace Marshall Jr. have made the most of their catches this year.
- ▶ The trio has combined for 32 TD receptions with Chase leading the way with 13 followed by Jefferson with 11 and Marshall with eight.
- ▶ Of Jefferson's 71 receptions, 47 have either resulted in a touchdown or a first down.
 - ▶ 13 of Jefferson's receptions have been 20 yards or longer
- ▶ Of Chase's 57 receptions, 45 have resulted in either a touchdown or a first down.
 - ▶ 22 of Chase's receptions have been 20 yards or longer
- ▶ Of Marshall's 28 receptions, 24 have resulted in a first down or touchdown.
 - ▶ Eight of Marshall's 28 receptions have gone for 20 yards or more

Moss Making Impact at Tight End

- ▶ Junior Thaddeus Moss is making his impact felt in the LSU offense as the tight end has caught 32 passes for 355 yards and a touchdown this year.
- ▶ Moss' 32 receptions rank second for a tight end in a single season. His 355 yards are fourth behind David LaFleur (439, 1996), Malcolm Scott (433, 1981) and Richard Dickson (375, 2007).
- ▶ Moss, the son of NFL Hall of Famer Randy Moss, is coming off a six reception, 46 yard game on six targets against Alabama.
- ▶ Moss has caught at least one pass in eight of the nine games he played in this year.
- ▶ Over the last five games, Moss has combined to catch 29 passes for 279 yards.

LSU Redzone Offense is Second in the Nation

- ▶ LSU is fourth in the nation in redzone offense at 96.4 percent success. The Tigers have converted 53 of 55 trips inside the opponent 20-yard line.
- ▶ Of the 55 trips inside the redzone, LSU has scored 41 touchdowns and kicked 12 field goals. LSU's touchdown breakdown in the redzone this year have been 22 passing and 19 rushing.
- ▶ LSU did not convert in the redzone for the first time against Auburn. The second time in 2019 came when the Tiger kneeled the ball in the redzone at the end of the 58-37 win.

Orgeron Owns Nine Top-10 Wins Since Taking Over in 2016

- ▶ Since taking over as the LSU head coach in 2016, Ed Orgeron owns nine top-10 wins.
- ▶ Orgeron's top-10 wins are the most in the nation in that span.
- ▶ Orgeron's teams have won seven of the last eight meetings against top-10 teams, including the Fiesta Bowl win over UCF.
- ▶ Fifteen of Orgeron's 35 wins as the head coach of the Tigers have come against Top-25 teams.
- ▶ In 2017, LSU defeated No. 10 Auburn at home. In 2018, the Tigers defeated No. 8 Miami, No. 7 Auburn, No. 2 Georgia and No. 7 UCF.
- ▶ LSU has already defeated No. 9 Texas, No. 7 Florida, No. 9 Auburn and No. 2 Alabama in 2019

Double-Digit Wins Under Coach O

- ▶ Ed Orgeron has won 35 games as head coach of the Tigers with 26 of those coming by double-digits.
- ▶ All six of LSU's wins under Orgeron in 2016 came by double-figures and in 2017 the Tigers won six of their nine games by at least 10 points.
- ▶ A year ago, eight of LSU's 10 wins came by double-figures, including a 20-point win over No. 2 Georgia.
- ▶ LSU won the 2019 season opener against Georgia Southern by 52 points, defeated Northwestern State by 51 points in week three, beat Vanderbilt by 28, defeated Utah State by 35, earned a top-10 victory over Florida by 14, went on the road at Mississippi State and won by 23 and defeated Ole Miss in Oxford by 21.

CFP RANKINGS

| RK. | TEAM | REC. | PREV |
|-----|-------------------|------|------|
| 1 | LSU | 10-0 | 2 |
| 2 | Ohio State | 10-0 | 2 |
| 3 | Clemson | 11-0 | 3 |
| 4 | Georgia | 9-1 | 4 |
| 5 | Alabama | 9-1 | 5 |
| 6 | Oregon | 9-1 | 6 |
| 7 | Utah | 9-1 | 7 |
| 8 | Penn State | 9-1 | 9 |
| 9 | Oklahoma | 9-1 | 10 |
| 10 | Minnesota | 9-1 | 8 |
| 11 | Florida | 9-2 | 11 |
| 12 | Wisconsin | 8-2 | 14 |
| 13 | Michigan | 8-2 | 15 |
| 14 | Baylor | 9-1 | 13 |
| 15 | Auburn | 7-3 | 12 |
| 16 | Notre Dame | 8-2 | 16 |
| 17 | Iowa | 7-3 | 20 |
| 18 | Memphis | 9-1 | 18 |
| 19 | Cincinnati | 9-1 | 17 |
| 20 | Boise State | 9-1 | 21 |
| 21 | Oklahoma State | 7-3 | 22 |
| 22 | Iowa State | 6-4 | NR |
| 23 | Southern Cal | 7-4 | NR |
| 24 | Appalachian State | 9-1 | 25 |
| 25 | SMU | 9-1 | NR |

LSU RECORD WATCH

PASSING YARDS

CAREER

| | | | |
|----|--------------|-----------------------------|---------------------|
| 1. | 9,115 | Tommy Hodson (674-1,163) | 1986-89 |
| 2. | 6,921 | Jeff Wickersham (587-1,005) | 1982-85 |
| 3. | 6,625 | JaMarcus Russell (493-797) | 2004-06 |
| 4. | 6,581 | Joe Burrow (487-720) | 2018-Present |
| 5. | 6,158 | Jamie Howard (459-934) | 1992-95 |

SEASON

| | | | |
|----|--------------|-----------------------------|-------------|
| 1. | 3,687 | Joe Burrow (268-341) | 2019 |
| 2. | 3,347 | Rohan Davey (217-367) | 2001 |
| 3. | 3,129 | JaMarcus Russell (232-343) | 2006 |
| 4. | 3,082 | Zach Mettenberger (192-296) | 2013 |
| 5. | 2,894 | Joe Burrow (219-379) | 2018 |

TOUCHDOWN CATCHES

SEASON

| | | | |
|-----|-----------|-----------------------------|-------------|
| 1. | 13 | Ja'Marr Chase | 2019 |
| 2. | 12 | Dwayne Bowe | 2006 |
| 3. | 11 | Justin Jefferson | 2019 |
| | | Brandon LaFell | 2009 |
| | | Devery Henderson | 2003 |
| | | Wendell Davis | 1986 |
| 7. | 10 | Jarvis Landry | 2013 |
| | | Michael Clayton | 2003 |
| | | Josh Reed | 2000 |
| | | Carlos Carson | 1977 |
| 11. | 9 | Dwayne Bowe | 2005 |
| | | Eddie Fuller | 1989 |
| | | Tony Moss | 1989 |
| | | Andy Hamilton | 1971 |
| -- | 8 | Terrace Marshall Jr. | 2019 |

RECEIVING YARDS GAINED

SEASON

| | | | |
|-----|--------------|--------------------------------------|-------------|
| 1. | *1,740 | Josh Reed (94 catches) | 2001 |
| 2. | 1,244 | Wendell Davis (80 catches) | 1986 |
| 3. | 1,193 | Jarvis Landry (77 catches) | 2013 |
| 4. | 1,152 | Odell Beckham Jr. (59 catches) | 2013 |
| 5. | 1,127 | Josh Reed (65 catches) | 2000 |
| 6. | 1,116 | Ja'Marr Chase (57 catches) | 2019 |
| 7. | 1,079 | Michael Clayton (78 catches) | 2003 |
| 8. | 1,064 | Eric Martin (52 catches) | 1983 |
| 9. | 1,010 | Justin Jefferson (71 catches) | 2019 |
| 10. | 993 | Wendell Davis (72 catches) | 1987 |

*-SEC Record

Tigers Are Bowl Eligible For 20th Straight Season

- ▶ With the win over Florida in week seven, LSU is bowl-eligible for a school-record 20th consecutive season.
- ▶ The Tigers have reached a bowl game each year dating back to the 2000 season when LSU beat Georgia Tech, 28-14, in the Peach Bowl.
- ▶ LSU's current stretch of 20 straight bowl appearances rank as the nation's fourth-longest streak trailing only Virginia Tech (26), Georgia (23) and Oklahoma (21).

Five Named to Midseason All-America Teams

- ▶ QB Joe Burrow, DB Derek Stingley Jr., S Grant Delpit, WR Justin Jefferson and OG Damien Lewis were named to midseason All-America teams by various media outlets.
- ▶ Burrow was tabbed as first-team All-America as one of the nation's top quarterbacks. The senior has set the school record for touchdown passes and passing yards in a season.
- ▶ Stingley Jr. is one of the nation's top freshmen and an elite corner. The Baton Rouge native was selected to the first team by the Associated Press, The Athletic and ESPN. He own 10 PBU's and four interceptions in 2019.
- ▶ Delpit is a reigning unanimous All-American, the ninth in school history.
- ▶ Lewis is one of the most underrated players on the LSU roster. Lewis is a part of an LSU line that has allowed just 23 sacks, protected Burrow to more than 3,000 yards in the air and led running back Clyde Edwards-Helaire to 958 yards on the ground.

Burrow's Streak of 20+ Completions Up to School Record Thirteen Games

- ▶ LSU quarterback Joe Burrow has completed 20 or more passes in his last 13 games dating back to the 2018 season.
- ▶ Burrow became the first quarterback in school history to complete 20 or more passes in four-straight games in the season opener against Georgia Southern.
- ▶ Tommy Hodson finished with 20 or more completions in three straight games during the 1987 season.
- ▶ LSU as a team has only totaled 20 or more completions in three-straight games four times including Burrow's current streak (1985, 1986, 1987, 2019).
- ▶ Burrow's current streak is 20 vs. Rice, 25 vs. Texas A&M, 21 vs. UCF, 23 vs. Georgia Southern, 31 at Texas, 21 vs. Northwestern State, 25 at Vanderbilt, 27 vs. Utah State, 21 vs. Florida and 25 at Mississippi State, 32 vs. Auburn, 31 at Alabama and 32 at Ole Miss.

LSU's 21-1 Under Orgeron When Having A 100-Yard Rusher

- ▶ In 44 games under Ed Orgeron, LSU has posted a 21-1 mark when having a 100-yard rusher.
- ▶ The Tigers are 5-0 in 2019 when a player reaches the 100-yard mark. Clyde Edwards-Helaire rushed for 106 yards in LSU's win over Vanderbilt on Sept. 21, rushed for 134 in the win over No. 7 Florida on Oct. 12, rushed for 136 against No. 9 Auburn on Oct. 26, 103 yards against No. 2 Alabama on Nov. 9 and a career-high 172 at Ole Miss.
- ▶ The only game that LSU lost when having a 100-yard rusher came in the 7OT loss to Texas A&M last year when QB Joe Burrow accounted for 100 rushing yards.
- ▶ LSU was 5-1 in 2018 when having a 100-yard rusher, 5-0 in 2017 and 6-0 under Orgeron in 2016 when a player reaches the milestone.

LSU Is 33-2 Under Orgeron When Reaching the 20-Point Mark

- ▶ LSU has a 33-2 mark in 44 games under Ed Orgeron when scoring at least 20 points in a game.
- ▶ The Tigers are 10-0 in 2019 when scoring at least 20 points. In games decided in regulation, LSU is 33-1 when scoring at least 20 points.
- ▶ LSU's only two losses during the Orgeron era when scoring 20 points came in 2017 against Troy (lost, 24-21) and in 2018 in a 7OT loss to Texas A&M by a 74-72 count.
- ▶ LSU was 6-0 in 2016 under Orgeron when scoring at least 20 points, followed by an 8-1 mark in 2017 and a 9-1 record in 2018.

Burrow-to-Jefferson TD Tandem Ranks No. 4 in LSU History

- ▶ LSU quarterback Joe Burrow has connected with WR Justin Jefferson for 17 touchdowns during their career, which is the third-best touchdown combination in school history.
- ▶ Burrow and Jefferson connected for six touchdowns in 2018 and have followed that up with 11 scores in 2019.
- ▶ The school record for QB-to-WR TD combinations is held by JaMarcus Russell-Dwayne Bowe, who did it 23 times.

Burrow Over 6,000 Career, 3,000 Season Passing Yards

- ▶ LSU quarterback Joe Burrow has thrown for 3,687 yards in 2019 and 6,581 yards in his career.
- ▶ With Burrow became the fourth quarterback in school history with more than 3,000 yards in a season after throwing for 393 yards at Alabama.
- ▶ Burrow also became the fifth quarterback in school history to throw for more than 6,000 yards in a career against the Crimson Tide.
- ▶ Burrow's career yards gained ranks fourth in school history. He's on pace to become the second quarterback to throw for more than 7,000 yards in his career.

Career Passing Yards Gained

| | | | |
|----|--------------|-----------------------------|---------------------|
| 1. | 9,115 | Tommy Hodson (674-1,163) | 1986-89 |
| 2. | 6,921 | Jeff Wickersham (587-1,005) | 1982-85 |
| 3. | 6,625 | JaMarcus Russell (493-797) | 2004-06 |
| 4. | 6,582 | Joe Burrow (487-720) | 2018-Present |
| 5. | 6,158 | Jamie Howard (459-934) | 1992-95 |

Edwards-Helaire Becomes 50th Tiger with 1,000 Career Rushing Yards

- ▶ Junior RB Clyde Edwards-Helaire rushed for 72 yards against Utah State, becoming the 50th player in school history to reach the 1,000-yard mark for his career.
- ▶ Edwards-Helaire currently has rushed for 1,475 yards in 35 games with the Tigers. He rushed for 31 yards as a true freshman in 2017, followed by 658 in 2018. He has rushed for 958 yards on 158 attempts in 10 games in 2019.
- ▶ Kevin Faulk, who is the director of player development for LSU football, holds the school record for rushing yards with 4,557.

SEC RECORD WATCH

SINGLE-SEASON PASSING TOUCHDOWN LIST:

| | | | | |
|----|-----------|-------------------|------------|-------------|
| 1. | 44 | Drew Lock | Missouri | 2017 |
| 2. | 43 | Tua Tagovailoa | Alabama | 2018 |
| 3. | 40 | André Woodson | Kentucky | 2007 |
| 4. | 39 | Danny Wuerffel | Florida | 1996 |
| 5. | 38 | Joe Burrow | LSU | 2019 |
| 6. | 37 | Tim Couch | Kentucky | 1997 |
| 7. | 37 | Johnny Manziel | Texas A&M | 2013 |
| 8. | 36 | Peyton Manning | Tennessee | 1997 |
| 8. | 36 | Tim Couch | Kentucky | 1998 |
| 8. | 36 | Aaron Murray | Georgia | 2012 |
| 9. | 35 | Danny Wuerffel | Florida | 1995 |
| 9. | 35 | Aaron Murray | Georgia | 2011 |

SINGLE-SEASON PASSING YARDS LIST:

| | | | |
|------------|--------------|-------------------------------------|-------------|
| 1. | 4,275 | Tim Couch, Kentucky (400-553) | 1998 |
| 2. | 4,114 | Johnny Manziel, TAMU (300-429) | 2013 |
| 3. | 4,042 | Chad Kelly, Ole Miss (298-458) | 2015 |
| 4. | 3,966 | Tua Tagovailoa, Alabama (245-355) | 2018 |
| 5. | 3,964 | Drew Lock, Missouri (242-419) | 2017 |
| 6. | 3,896 | Rex Grossman, Florida (259-395) | 2001 |
| 7. | 3,893 | Aaron Murray, Georgia (249-386) | 2012 |
| 8. | 3,864 | Tim Couch, Kentucky (363-547) | 1997 |
| 9. | 3,869 | Ryan Mallet, Arkansas (266-411) | 2010 |
| 10. | 3,819 | Peyton Manning, Tennessee (287-477) | 1997 |
| T14 | 3,687 | Joe Burrow (268-341) | 2019 |

#NFLSU

| | | |
|---------------------|-------|-----|
| Jamal Adams | S | NYJ |
| Kwon Alexander | LB | SF |
| John Battle**** | S | TAM |
| Odell Beckham Jr. | WR | CLE |
| Kendell Beckwith*** | LB | TAM |
| Alfred Blue** | RB | JAX |
| Michael Brockers | DT | LAR |
| Nick Brossette**** | RB | DET |
| DJ Chark | WR | JAX |
| Morris Claiborne | CB | KC |
| Will Clapp | C | NO |
| Jalen Collins**** | CB | IND |
| La'el Collins | OT | DAL |
| Danny Etling**** | QB | ATL |
| Reid Ferguson | LS | BUF |
| Leonard Fournette | RB | JAX |
| Russell Gage | WR | ATL |
| Davon Godchaux | DT | MIA |
| Dillon Gordon** | OT | CAR |
| Derrius Guice | RB | WAS |
| Jerald Hawkins | OT | PIT |
| Danielle Hunter | DE | MIN |
| Donte Jackson | CB | CAR |
| Deion Jones | LB | ATL |
| Arden Key** | DE | OAK |
| Jarvis Landry | WR | CLE |
| Tyrann Mathieu | DB | KC |
| Jalen Mills | FS | PHI |
| Barkevious Mingo | LB | SEA |
| Kevin Minter | LB | TAM |
| Foster Moreau | TE | OAK |
| Patrick Peterson | CB/RS | ARI |
| Ethan Pocic | C | SEA |
| Eric Reid | S | CAR |
| Duke Riley | LB | PHI |
| Russell Shepard** | WR | NYG |
| Corey Thompson | LB | BUF |
| Kevin Toliver II | DB | CHI |
| Trai Turner | OG | CAR |
| Devin White | LB | TAM |
| Tre'Davious White | CB | BUF |
| Andrew Whitworth | OT | LAR |
| Darrel Williams | RB | KC |
| Greedy Williams | CB | CLE |
| Al Woods | DT | SEA |

***-Physically Unable to Perform**

****-Injured Reserve**

*****-Non-football Injury**

******-Practice Squad**

Ferguson One of Nine Semifinalists for Wuerffel Trophy

- ▶ LSU long snapper Blake Ferguson has been selected as one of nine semifinalists for the Wuerffel Trophy, which is "college football's premier award for community service".
- ▶ Former Tiger center Rudy Niswanger was the inaugural winner of the Wuerffel Trophy in 2005.
- ▶ Last year, Ferguson became the first long snapper in LSU history to be named a permanent team captain. He was also named first team All-America at his position by Phil Steele Magazine, the only organization to recognize a long snapper as part of its All-America team.
- ▶ In the classroom, Ferguson has been named to the Southeastern Conference Academic Honor Roll four times, is in his second term of serving as the chair of the SEC's Football Leadership Council and has twice been nominated for the AFCA Good Works Teams for his work in the community.
- ▶ Ferguson graduated with an undergraduate degree in marketing with a 3.5 grade point average in three years. He's currently on pace to earn a Master's in Business Administration from LSU in December.
- ▶ In the community, Ferguson, who is a Type I diabetic, has been an advocate for the American Diabetes Association and its research initiatives. He took part in the "Call to Congress" in the spring of 2018 where he joined numerous NFL players as they helped raise awareness and funds for diabetes research in the United States. While in Washington D.C, he met with members of Congress as well as others involved in policy making.

Von Rosenberg Making Most of His Punts

- ▶ LSU punter Zach Von Rosenberg has only been called on to punt just 30 times this year, but the junior is making the most of his opportunities.
- ▶ On 30 punts, Von Rosenberg is averaging 43 yards a punt.
- ▶ Of his 30 punts, 14 have been downed inside the 20-yard line with nine of those coming inside the 10-yard line.
- ▶ As unit, LSU ranks No. 5 in the SEC in net punting with a 40.5 yard change in field position on each punt.
- ▶ The LSU punt team did not make an appearance for the Tigers at Ole Miss. It marked the fifth time since 1960 that LSU has not punted in a game and the first time away from Tiger Stadium.

Wide Receivers Own Two, Same Game 100-Yard Receiving Performances

- ▶ LSU wide receivers Justin Jefferson, Ja'Marr Chase and Terrace Marshall Jr. have combined for three same game 100-yard receiving games, which is the second most in a season in school history.
- ▶ Jefferson, Chase and Marshall Jr. became the first trio with 100-plus receiving yards in a season at Texas.
- ▶ Jefferson and Chase then totaled 123 and 127 yards respectively against Florida and then 112 and 227 at Ole Miss.
- ▶ LSU also had two same game 100-yard receiving performances in 2000 and 2013.
- ▶ The record for same game 100-yard receiving games was in 2001 when Josh Reed and Michael Clayton did it against Kentucky, Alabama and Illinois.

Offense Tops Multiple SEC Offensive Categories, Among Best in the Nation

- ▶ The LSU offense leads the SEC in total offense, first downs and passing offense after 10 games.
- ▶ LSU is second in the nation in scoring offense, passing offense and total offense.
- ▶ Joe Burrow is No. 1 in the nation in completion percentage (78.6 percent) and second in passing touchdowns (38) and passing yards (3,687).
- ▶ LSU wide receivers Justin Jefferson, Ja'Marr Chase and Terrace Marshall Jr. are amongst the best receivers in the nation. Chase is second in the nation in receiving touchdowns and Jefferson is sixth. Chase also leads the SEC in receiving yards and fourth in the nation. Jefferson is third in receiving yards and ninth in the country.

Tigers Honored in 2019

- ▶ In 2019 season, QB Joe Burrow, RB Clyde Edwards-Helaire, S JaCoby Stevens, DB Derek Stingley Jr. PK Cade York, and head coach Ed Orgeron have been recognized by the Southeastern Conference office and nationally.
- ▶ Burrow was named the SEC Offensive Player of the Week following the season opener against Georgia Southern when he went 23-for-27 with 278 yards and five touchdowns.
- ▶ Burrow added another SEC Offensive Player of the Week honor and was recognized nationally as the Davey O'Brien National Quarterback of the Week and Maxwell Offensive Player of the Week after leading the Tigers to a top-10 win at Texas. Burrow was 31-for-39 with four touchdowns and 471 yards, the second most in school history.
- ▶ Orgeron was named the Dodd Trophy National Coach of the Week after leading LSU to its first top-10 non-conference road win in school history.
- ▶ Burrow was named the SEC Offensive Player of the Week for a third time after setting the school record for touchdowns with six and throwing for 398 yards at Vanderbilt.
- ▶ Burrow added another SEC Offensive Player of the Week honor after going 21-for-24 with three touchdowns and 293 yards against Florida.
- ▶ Derek Stingley Jr. was named the SEC Freshman of the Year for the first time after totaling a PBU and interception against Florida.
- ▶ Stevens added SEC Defensive Player of the Week honors after games against Mississippi State and Auburn. The junior made eight tackles and a leaping one-handed interception against the Bulldogs. The following week against the Tigers, Stevens led the team with 10 tackles and helped limit Auburn to just 287 yards.
- ▶ Burrow along with running back Clyde Edwards-Helaire were named SEC Offensive Players of the Week after their performance at third-ranked Alabama. It's just the third time players from the same team have shared SEC Offensive Player of the Week honors since the league established the weekly player of the week honors in 1985.

LSU Under Louisiana's Own Ed Orgeron

- ▶ In his third full season as head coach of the Tigers, Orgeron continues to gain momentum on the field and on the recruiting trail.
- ▶ Orgeron has guided the Tigers to a 35-9 overall mark in his 45 games as the LSU head coach. Of his 35 victories, 15 have come against teams ranked in the Top 25, including nine over Top-10 opponents. Furthermore, of Coach O's 35 wins, 20 have come against SEC foes and 26 have come by double-digits.
- ▶ Under Orgeron, the Tigers have played 39-of-44 games ranked in the Top 25.

Consecutive Starts of 10 or More

- ▶ Eleven LSU players are riding a consecutive start streak of at least 10 games.
- ▶ S Grant Delpit leads the way with 24 consecutive starts. C Lloyd Cushenberry III, OG Damien Lewis and QB Joe Burrow have each started 23 straight games, WR Justin Jefferson has started 15 straight games, and S JaCoby Stevens has started 15 straight. RB Clyde Edwards-Helaire, CB Kristian Fulton, OG Adrian Magee, LB Jacob Phillips and CB Derek Stingley are all on streaks of 10-straight games starting.

FUTURE FOOTBALL SCHEDULE

2020 LSU Football Schedule

| | |
|----------|--|
| Sept. 5 | UT-SAN ANTONIO |
| Sept. 12 | TEXAS |
| Sept. 19 | vs. Rice (in Houston – NRG Stadium) |

2021 LSU Football Schedule

| | |
|----------|-------------------|
| Sept. 26 | OLE MISS |
| Oct. 3 | NICHOLLS STATE |
| Oct. 10 | at Florida |
| Oct. 17 | at Arkansas |
| Oct. 24 | MISSISSIPPI STATE |
| Oct. 31 | Open Date |
| Nov. 7 | ALABAMA |
| Nov. 14 | SOUTH CAROLINA |
| Nov. 21 | at Auburn |
| Nov. 28 | at Texas A&M |

2022 LSU Football Schedule

| | |
|----------|------------------|
| Sept. 4 | at UCLA |
| Sept. 11 | MCNEESE STATE |
| Sept. 25 | CENTRAL MICHIGAN |
| Oct. 9 | UL-MONROE |

2023 LSU Football Schedule

| | |
|---------|------------|
| Sept. 4 | NEW MEXICO |
| Oct. 21 | ARMY |

2024 LSU Football Schedule

| | |
|----------|---------------|
| Aug. 31 | UCLA |
| Sept. 7 | RICE |
| Sept. 28 | SOUTH ALABAMA |

2025 LSU Football Schedule

| | |
|---------|------------|
| Aug. 30 | at Clemson |
| Sept. 5 | CLEMSON |

2026 LSU Football Schedule

| | |
|----------|-------------|
| Sept. 18 | at Oklahoma |
| Sept. 9 | OKLAHOMA |

2027 LSU Football Schedule

| | |
|---------|------------------|
| Sept. 8 | ARIZONA STATE |
| Sept. 7 | at Arizona State |

Home games in ALL CAPS

LSU on a 25-Game Home Winning Streak in October

- ▶ LSU wrapped up October with three wins in Tiger Stadium and extended its win streak to 25, a run that dates back to the 2009 season.
- ▶ The program owns 11 Top-25 wins in that span, which includes victories over No. 2 Georgia in 2018 and No. 3 South Carolina in 2012.
- ▶ LSU last lost a home October game on Oct. 10, 2009, against No. 1 ranked Florida 13-3.
- ▶ Head coach Ed Orgeron owns a 12-1 overall record during the month of October since taking over in 2016.
- ▶ Seven of LSU's 12 October wins under Orgeron have come against Top 25 teams, which includes a 36-16 win over No. 2 Georgia and No. 22 Mississippi State last year. LSU defeated No. 7 Florida, 42-28, and No. 9 Auburn, 23-20, in 2019.
- ▶ LSU's only October loss under Orgeron came at Florida last year by a 27-19 count.

Chase, Burrow Shine in Nashville

- ▶ Quarterback Joe Burrow and wide receiver Ja'Marr Chase connected on four touchdowns to lead LSU to the win over Vanderbilt in Nashville.
- ▶ Burrow threw six touchdowns on the day to set the school record for touchdown passes in a game. Burrow beat the previous record he shared with Zach Mettenberger.
- ▶ Burrow finished the day with 398 passing yards. His 357 yards in the air in the first half marked the most in school history.
- ▶ Chase led LSU with 229 yards and four touchdowns on 10 catches.
- ▶ The sophomore's 229 yards are fourth in school history. Chase became the first LSU player since Odell Beckham Jr. in 2013 with 200-plus receiving yards.
- ▶ Chase became the third player in school history with four-plus receiving touchdowns, joining Carlos Carson (1977 vs. Rice) and Tony Moss (1989 vs. Ohio).

LSU Scores On Special Teams In Back-to-Back Games

- ▶ LSU scored on back-to-back games against Northwestern State and Vanderbilt.
- ▶ Freshman WR Trey Palmer returned a punt 54 yards for a touchdown against Northwestern State in Week 3 and sophomore LB Micah Baskerville recovered a punt he blocked in the endzone for a TD in the win over Vanderbilt in Week 4.
- ▶ Under Orgeron, the Tigers have scored four special teams touchdowns with DJ Chark being responsible for the other two: 65-yard punt return vs. Chattanooga in 2017 and a 70-yard punt return vs. Auburn in 2017.

Trio of Wide Receivers Set Record in Win at Texas

- ▶ Wide receivers Justin Jefferson, Ja'Marr Chase and Terrace Marshall Jr. each totaled 100-plus receiving yards to become the first trio to reach that milestone in a game in school history.
- ▶ There have now been 15 same-game 100-yard receiving performances in school history with the last coming from Travin Dural (6/124) and Malachi Dupre (4/120) against Mississippi State in 2014.
- ▶ Jefferson led the group with 163 yards and three touchdowns on nine receptions. His final touchdown, a 61-yard pass from Joe Burrow on third-and-16, sealed the Tigers' Top 10 victory with 2:27 left in the game.
- ▶ Chase set career high numbers with 147 yards on eight receptions, including a long of 41 yards.
- ▶ Marshall Jr. had a career-high six receptions on six targets for 123 yards and a touchdown. Of his six receptions, five went for first downs and the other was a 26-yard touchdown.

Burrow Leads LSU to Top 10 Win with Record Performance

- ▶ Senior Quarterback Joe Burrow and the LSU offense delivered blow after blow and finished with 573 yards of total offense at Texas.
- ▶ Burrow was named the SEC Offensive Player of the Week for a second-straight week after his record performance. He finished the game 31-of-39 with four touchdowns and 471 yards.
- ▶ His 471 passing yards rank second in school history, becoming the third quarterback in school history to pass for more than 400 yards in a game.
- ▶ In true-road non-conference games, Burrows' 471 yards are the third most in SEC history behind Jake Bentley (410, South Carolina at Clemson, 2018) and Tim Couch (492, UK at Louisville, 1998).
- ▶ The 31 completions rank third in school history and mark the most in a game for an LSU quarterback since Rohan Davey set the school record against Alabama with 35 in 2001.
- ▶ Led by Burrow, LSU finished with 573 yards of total offense for the fourth most against a top-10 opponent and sixth most against a rank opponent: 1. 622 at #22 Texas A&M 11/24/16; 2. 620 vs. #7 Florida St. 11/20/82; 3. 598 vs. #9 Virginia Tech 9/8/07; 4. 595 vs. #7 Illinois 1/1/02 (Sugar Bowl); 5. 577 vs. #11 Notre Dame 1/3/07 (Sugar Bowl); 6. 573 at #9 Texas 9/7/19

Football Program Earns Victory Number 800

- ▶ With its win over Northwestern State on September 14, 2019, the LSU football program became the 12th FBS school to reach the 800-win milestone.
- ▶ With an overall record of 803-415-47, the LSU Football program ranks 12th amongst FBS programs for all-time wins.
- ▶ The Fighting Tigers rank fourth in the Southeastern Conference in wins behind Alabama (911), Tennessee (841) and Georgia (825). Auburn is behind LSU at 13th with 772 victories.

Everybody Eats - Offense Opens 2019 Season with New-Look

- ▶ A total of 14 players caught at least one pass against Georgia Southern, topping the previous high of 12 against North Texas in 2005.
- ▶ Of the 14 players, all five running backs had at least one catch.
- ▶ The LSU offense opened the season with a resounding offensive performance, scoring 55 points and totaling 472 yards.
- ▶ The Tigers scored touchdowns on their first five drives and scored on nine of 13 drives.
- ▶ The 55 points marked the second most in a season opener in the modern era, tying The 55-3 win vs. UTEP in 1997. It marked the most points in a season opener since the 2000 team's 58-0 victory over Western Carolina.
- ▶ The offense didn't let up and scored 42 points in the first half for the most points in a first half by LSU since scoring 49 to lead Louisiana Tech in 2003.

ORGERON'S CAREER DRAFT PICKS

MIAMI

| | | | | | |
|------------------|----|------|----|----|----------|
| Bill Hawkins | DE | 1989 | 1 | 21 | Rams |
| Eric Smith | DE | 1989 | 12 | 19 | Giants |
| Cortez Kennedy | DT | 1990 | 1 | 3 | Seahawks |
| Jimmie Jones | DT | 1990 | 3 | 11 | Cowboys |
| Willis Peguese | DE | 1990 | 3 | 19 | Oilers |
| Greg Mark | DE | 1990 | 3 | 26 | Giants |
| Russell Maryland | DT | 1991 | 1 | 1 | Cowboys |
| Shane Curry | DE | 1991 | 2 | 13 | Colts |
| Anthony Hamlet | DE | 1992 | 10 | 11 | Seahawks |
| Darren Krein | DE | 1994 | 5 | 19 | Chargers |

Syracuse

| | | | | | |
|------------------|----|------|---|----|-------------|
| Antonio Anderson | DT | 1997 | 4 | 5 | Dallas |
| Eric Downing | DT | 2001 | 3 | 13 | Kansas City |

USC

| | | | | | |
|----------------|----|------|---|----|---------|
| Ennis Davis | DT | 2001 | 7 | 21 | Saints |
| Kenechi Udeze | DE | 2004 | 1 | 20 | Vikings |
| Mike Patterson | DT | 2005 | 1 | 31 | Eagles |
| Shaun Cody | DT | 2005 | 2 | 5 | Lions |
| Frostee Rucker | DE | 2006 | 3 | 27 | Bengals |
| LaJuan Ramsey | DT | 2006 | 6 | 35 | Eagles |

OLE MISS

| | | | | | |
|------------------|----|------|---|-----|----------|
| Tre' Stallings | OG | 2006 | 6 | 186 | Chiefs |
| Patrick Willis | LB | 2007 | 1 | 11 | 49ers |
| Trumaine McBride | CB | 2007 | 7 | 221 | Bears |
| Michael Oher | OT | 2009 | 1 | 23 | Ravens |
| Peria Jerry | DT | 2009 | 1 | 24 | Falcons |
| Mike Wallace | WR | 2009 | 3 | 84 | Steelers |
| Jamarca Sanford | DB | 2009 | 7 | 221 | Vikings |
| Dexter McCluster | RB | 2010 | 2 | 36 | Chiefs |
| John Jerry | OT | 2010 | 3 | 73 | Dolphins |
| Kendrick Lewis | S | 2010 | 5 | 136 | Chiefs |
| Greg Hardy | DE | 2010 | 6 | 175 | Panthers |
| Jerrell Powe | DT | 2011 | 6 | 199 | Chiefs |

TENNESSEE

| | | | | | |
|---------------|----|------|---|----|-----------|
| Dan Williams | DT | 2010 | 1 | 26 | Cardinals |
| Jurrell Casey | DT | 2011 | 3 | 77 | Titans |

USC

| | | | | | |
|------------------|----|------|---|-----|----------|
| Nick Perry | DE | 2012 | 1 | 28 | Packers |
| T.J. McDonald | S | 2013 | 3 | 71 | Rams |
| Marqis Lee | WR | 2014 | 2 | 39 | Jaguars |
| Marcus Martin | C | 2014 | 3 | 39 | 49ers |
| Devon Kennard | LB | 2014 | 5 | 174 | Giants |
| Leonard Williams | DE | 2015 | 1 | 6 | Jets |
| Nelson Agholor | WR | 2015 | 1 | 20 | Eagles |
| Josh Shaw | CB | 2015 | 4 | 120 | Bengals |
| Javorius Allen | RB | 2015 | 4 | 125 | Ravens |
| Hayes Pullard | TE | 2015 | 6 | 198 | Browns |
| Randall Telfer | LB | 2015 | 7 | 219 | Browns |
| Su'a Cravens | LB | 2016 | 2 | 53 | Redskin |
| Max Tuerk | C | 2016 | 3 | 66 | Chargers |
| Cody Kessler | QB | 2016 | 3 | 93 | Browns |
| Kevon Seymour | CB | 2016 | 6 | 218 | Bills |
| Zach Banner | OG | 2017 | 4 | 137 | Colts |
| Leon McQuay | S | 2017 | 6 | 218 | Chiefs |

LSU

| | | | | | |
|-------------------|----|------|---|-----|------------|
| Leonard Fournette | RB | 2017 | 1 | 4 | Jaguars |
| Jamal Adams | DB | 2017 | 1 | 6 | Jets |
| Tre'Davious White | DB | 2017 | 1 | 27 | Bills |
| Ethan Pocic | C | 2017 | 2 | 58 | Seahawks |
| Duke Riley | LB | 2017 | 3 | 75 | Falcons |
| Kendell Beckwith | LB | 2017 | 3 | 107 | Buccaneers |
| Davon Godchaux | DT | 2017 | 5 | 178 | Dolphins |
| Malachi Dupre | WR | 2017 | 7 | 247 | Packers |
| Donte Jackson | DB | 2018 | 2 | 55 | Panthers |
| Derrius Guice | RB | 2018 | 2 | 59 | Redskins |
| DJ Chark | WR | 2018 | 2 | 61 | Jaguars |
| Arden Key | DE | 2018 | 3 | 87 | Raiders |
| Russell Gage | WR | 2018 | 6 | 194 | Falcons |
| Danny Etling | QB | 2018 | 7 | 219 | Patriots |
| Will Clapp | C | 2018 | 7 | 245 | Saints |
| Devin White | LB | 2019 | 1 | 5 | Buccaneers |
| Greedy Williams | DB | 2019 | 2 | 46 | Browns |
| Foster Moreau | TE | 2019 | 4 | 137 | Raiders |

Top-10 Win at Texas Makes History

- ▶ For the first time in school history, LSU defeated a Top 10 non-conference opponent in a true road game.
- ▶ The 45-38 victory marked the 14th true road win over an AP Top 10 team in school history and the second for Coach Orgeron (2018 at No. 7 Auburn)
- ▶ Coach Orgeron is now 13-6 against Top 25 teams and 8-3 against Top 10 teams.
- ▶ Orgeron's teams are 5-2 against AP-ranked opponents on the road.

Burrow Adds to Record Book in Season Opener - Named SEC Player of the Week

- ▶ Senior quarterback Joe Burrow opened the 2019 season by going 23-for-27 for 278 yards and five touchdowns.
- ▶ Burrow was named the SEC Offensive Player of the Week following the performance, the third of his career. The Ohio native is now 11-3 as LSU's starting quarterback.
- ▶ Burrow tied Zach Mettenberger (UAB, 2014) for the most touchdowns in a game in school history with five. He became the first LSU player to throw five touchdown passes in a half.
- ▶ It marked the third consecutive game dating back to last year that Burrow either set or tied a school record. Burrow set the LSU record for touchdowns accounted for with six against Texas A&M and then tied the school bowl record with four touchdown passes in the Fiesta Bowl win over Central Florida.
- ▶ Burrow's 85.2 completion percentage (23-of-27) against Georgia Southern ranks No. 5 in school history in a game for 20 or more attempts.

Stingley Becomes 10th Defensive True Freshman to Start a Season Opener

- ▶ Cornerback Derek Stingley Jr. became the 10th true freshman on the defensive side of the ball to start a season opener in the last 33 seasons and the 17th overall.
- ▶ True freshmen make an impact at LSU as in three years with Ed Orgeron as head coach a total of 66 true freshmen have seen action during that span, including 19 in 2019.
- ▶ In 2017, 20 true freshmen saw action for the Tigers, a number that led the nation. In addition, eight true freshmen started at least one game for the Tigers that year.
- ▶ The following have started a season opener since 2000: Marshall Jr. (WR, 2018), Charles (RG, 2017), Chaisson (LB, 2017), Delpit (S, 2017), Taylor (LB, 2017), Kevin Toliver (CB, 2015), Trey Quinn (WR, 2014), Jalen Mills (CB, 2012), Jessie Daniels (Nickel, 2003), Jerel Myers (WR, 1999), Johnny Mitchell (DT, 1996), Theo Williams (DT, 1996), Booger McFarland (DT, 1995), Robert Davis (RB, 1992), and Shedrick Wilson (WR, 1992).

Most True Freshmen Starters by Year Since 2005

| | |
|-------|---|
| 2017 | 8 (Tory Carter, K'Lavon Chaisson, Saahdiq Charles, Grant Delpit, Ed Ingram, JaCoby Stevens, Tyler Taylor, Kary Vincent Jr.) |
| 2015: | 7 (Arden Key, Donte Jackson, Foster Moreau, Bry'Kiethon Mouton, Maae Teuhema, Kevin Toliver II, Toby Weathersby) |
| 2014: | 6 (Jamal Adams, Malachi Dupre, Leonard Fournette, Davon Godchaux, Brandon Harris, Trey Quinn) |
| 2012: | 6 (Kwon Alexander, Vadal Alexander, Reid Ferguson, Jeremy Hill, Lamar Louis, Jalen Mills) |
| 2013: | 5 (Rickey Jefferson, Anthony Jennings, Ethan Pocic, Rashard Robinson, Tre'Davious White) |
| 2018 | 4 (Terrace Marshall Jr., Ja'Marr Chase, Micah Baskerville, Chasen Hines) |
| 2006: | 4 (Jacob Cutrera, Richard Dickson, Charles Scott, Keiland Williams) |
| 2010: | 3 (Alfred Blue, Tyrann Mathieu, Eric Reid) |
| 2019: | 3 (Derek Stingley Jr., Joseph Evans, Cordale Flott) |
| 2011: | 2 (Odell Beckham Jr., Jarvis Landry) |
| 2007: | 2 (Drake Nevis, Terrence Toliver) |
| 2008: | 2 (Jordan Jefferson, Patrick Peterson) |
| 2009: | 2 (Dominique Allen, Rueben Randle) |
| 2016 | 1 (Dee Anderson) |

LSU Is 79-9 vs. Non-Conference Teams Dating Back to 2001

- ▶ Dating back to the 2001 season when LSU captured its first outright SEC title since 1986, the Tigers have done quite well against non-conference opponents, going 79-9 against non-SEC foes during that span.
- ▶ Of the 79 wins, 19 have come against top-25 teams.
- ▶ Of the nine losses, only three have come during the regular season (2002 at Virginia Tech, 2016 vs. Wisconsin at Lambeau Field and 2017 vs. Troy).
- ▶ The other six losses came in bowl games (2003 Cotton Bowl vs. Texas; 2005 Capital One Bowl vs. Iowa; 2009 Capital One Bowl vs. Penn State; 2012 Chick-Fil-A Bowl vs. Clemson; 2014 Music City Bowl vs. Notre Dame, 2018 Citrus Bowl vs. Notre Dame).

1,000-Yard Rushing Streak Reaches 6 Years

- ▶ LSU went into 2019 riding a streak of six consecutive years with a 1,000-yard rusher.
- ▶ Junior Clyde Edwards-Helaire owns 958 yards for the Tigers. He needs just 42 yards to extend the program's streak of 1,000-yard rushers.
- ▶ Last year, Nick Brossette, in his first season as a starter, rushed for 1,039 yards and 14 TDs in helping the Tigers to a 10-3 mark.

- ▶ Here's a look at LSU's 1,000-yard rushers during the 6-year streak:

| | | |
|------|-------------------|-----------------------------|
| 2013 | Jeremy Hill | 1,401 yards |
| 2014 | Leonard Fournette | 1,034 yards |
| 2015 | Leonard Fournette | 1,953 yards (school record) |
| 2016 | Derrius Guice | 1,387 yards |
| 2017 | Derrius Guice | 1,153 yards |
| 2018 | Nick Brossette | 1,039 yards |

LSU with One of Most Experienced Teams in 2019

- ▶ LSU will play in 2019 with 12 seniors on its roster.
- ▶ The 12 seniors ties for sixth nationally in terms of smallest senior classes in college football for 2019.
- ▶ Texas A&M and Virginia Tech with six each led the way, followed by Penn State (10), Appalachian State (11) and Coastal Carolina (11).
- ▶ LSU is joined with 12 seniors by North Carolina State, Rice, and Wake Forest. All 12 of LSU's seniors have started at least one game during their LSU career.
- ▶ Against Texas, LSU stared 18 upperclassmen for the first time since game six of 2016 when the squad faced Southern Miss. LSU hasn't stared more than 18 upperclassmen in a game since 2012 against Washington in week two.

LSU Is 81-0 When Rushing For 100 Yards and Holding Opponents To Less Than 100 Yards

- ▶ In the last 175 games, LSU's success is easy to predict when it comes to net rushing yards. Get to 100 yards rushing and LSU will more than likely win as the Tigers are 143-22 when that happens.
- ▶ Hold the opponent to fewer than 100 yards and the Tigers are 83-5.
- ▶ An even more telling stat is that when LSU rushes for 100-plus yards and holds the opponents to fewer than 100 yards, the Tigers are 81-0.
- ▶ The following is a look at LSU's rushing numbers and how the Tigers have fared in those games:

| Year | LSU 100+ | LSU 100- | Opp 100+ | Opp 100- | LSU 100+/Opp 100- |
|---------------|---------------|-------------|--------------|-------------|-------------------|
| 2005 | 10-0 | 1-2 | 3-1 | 8-1 | 7-0 |
| 2006 | 10-0 | 1-2 | 5-0 | 6-2 | 6-0 |
| 2007 | 11-2 | 1-0 | 3-2 | 9-0 | 8-0 |
| 2008 | 8-3 | 0-2 | 2-5 | 6-0 | 6-0 |
| 2009 | 8-0 | 1-4 | 7-4 | 2-0 | 2-0 |
| 2010 | 11-2 | 0-0 | 7-1 | 5-0 | 5-0 |
| 2011 | 13-0 | 0-1 | 4-1 | 9-0 | 9-0 |
| 2012 | 9-1 | 1-2 | 4-2 | 6-1 | 6-0 |
| 2013 | 10-1 | 0-2 | 6-3 | 4-0 | 4-0 |
| 2014 | 8-3 | 0-2 | 4-4 | 4-1 | 4-0 |
| 2015 | 9-1 | 0-2 | 3-3 | 6-0 | 6-0 |
| 2016 | 8-3 | 0-1 | 3-4 | 5-0 | 5-0 |
| 2017 | 9-4 | 0-0 | 4-4 | 5-0 | 5-0 |
| 2018 | 10-2 | 0-1 | 5-3 | 5-0 | 5-0 |
| 2019 | 9-0 | 1-0 | 7-0 | 3-0 | 3-0 |
| Totals | 143-22 | 6-21 | 67-37 | 83-5 | 81-0 |

Burrow Brings Experience as Returning Starting Quarterback

- ▶ Quarterback Joe Burrow provides valuable experience for the LSU offense and became the fifth LSU quarterback to start in consecutive season openers since 1998.
- ▶ Only Matt Mauck in 2002 and 2003, JaMarcus Russell in 2004 and 2005, Jordan Jefferson in 2009 and 2010, Zach Mettenberger in 2012 and 2013, and Brandon Harris in 2015 and 2016 have started consecutive openers for LSU.
- ▶ A year ago, Burrow burst onto the scene with an outstanding year for the Tigers, leading the squad to a 10-3 overall mark and No. 6 national ranking.
- ▶ Burrow went into 2019 with nine school records in his career and became the first quarterback in LSU history to throw for 2,500 yard and rush for 350 yards or more in a season.
- ▶ In 2019, Burrow has joined JaMarcus Russell as the only quarterbacks in school history to lead the Tigers to 10 or more wins in back-to-back seasons.

LSU Punter Von Rosenberg One of Nation's Oldest Players

- ▶ At 29 years old, punter Zach Von Rosenberg is the fifth-oldest player in college football in 2019.
- ▶ Rosenberg, who spent six years playing Minor League Baseball before joining the LSU program in 2016, turned 29 in September.
- ▶ The oldest player in college football is 32-year old Colorado placekicker James Stefanou. Wade Lees (P, Maryland) is 31, Houston punter Dane Roy is 30 and West Virginia tight end Jesse Beal is 29.

We are DBU:

- ▶ Since 2007, LSU leads the nation in number of defensive backs selected in the NFL draft with 19, including six in the first round.
- ▶ LSU produced two consensus All-America DBs in 2018 in Grant Delpit and Greedy Williams.
- ▶ LSU has produced 11 first team All-American defensive backs since 2000.
- ▶ LSU has also had defensive backs claim four national awards since 2010: Patrick Peterson 2010 Bednarik Award; Patrick Peterson 2010 Thorpe Award; Tyrann Mathieu 2011 Bednarik Award; Morris Claiborne 2011 Thorpe Award.
- ▶ Since the 2007 NFL Draft, LSU has had six DBs picked in the first round.

Four Tigers Play in 2019 As a College Graduate

- ▶ During the 2019 season, four Tigers take the field as a college graduate, four of which are LSU graduates.
- ▶ LSU's list of five college graduates includes one graduate transfers – QB Joe Burrow (Ohio State).
- ▶ In addition to the five Tigers with diplomas in hand, ten are projected to graduate in Fall 2019 - Connor Culp, Lloyd Cushenberry III, Derrick Dillon, Kristian Fulton, Rashard Lawrence, Damien Lewis, Adrian Magee, Ray Thornton, Badara Traore and Zach Von Rosenberg.
- ▶ Here's the list of college graduates on the LSU roster for 2019:

| Name | Major (School) | Graduation Date |
|------------------|---|------------------------|
| Joe Burrow | Consumer/Family Financial Services (Ohio State) | Spring, 2018 |
| Breiden Fehoko | Communication Studies | Summer, 2019 |
| Blake Ferguson | Marketing | Spring, 2018 |
| Stephen Sullivan | Interdisciplinary Studies | Summer, 2019 |

Chaisson, Cushenberry III Carry on No. 18 Tradition

- ▶ Two LSU standouts - both in the classroom and on the football field - have been awarded the prestigious No. 18 jersey by head coach Ed Orgeron.
- ▶ Center Lloyd Cushenberry III and linebacker K'Lavon Chaisson were presented the jerseys at the beginning of camp, marking just the second time since the tradition began in 2003 that two Tigers have been issued the No. 18 jersey in the same season.
- ▶ Cushenberry III is the first offensive lineman to be selected to wear the No. 18 jersey
- ▶ As an offensive lineman, the rules of college football prevent Cushenberry III from actually wearing the No. 18 jersey so instead his No. 79 jersey will be accompanied by a No. 18 patch. The Carville native, who played locally at Dutchtown High School, will wear the No. 18 jersey at practice.
- ▶ Jersey No. 18 was born when, in 2003, quarterback Matt Mauck guided LSU to its first national championship since 1958. His number became synonymous with success -- both on and off the field -- as well as a selfless attitude that has become the epitome of being an LSU football player. After his final year with the Tigers, Mauck passed the jersey number down to running back Jacob Hester, who then helped LSU to another national title in 2007.
- ▶ Here is a look at the players to wear No. 18:

| Years | Player | Position |
|--------------|-----------------------|-----------------|
| 2003 | Matt Mauck | QB |
| 2004-07 | Jacob Hester | RB |
| 2008-09 | Richard Dickson | TE |
| 2010 | Richard Murphy | RB |
| 2011 | Brandon Taylor | S |
| 2012 | Bennie Logan | DT |
| 2013 | Lamin Barrow | LB |
| 2014 | Terrence Magee | RB |
| 2015-16 | Tre'Davious White | CB |
| 2017 | Christian LaCouture | DL |
| 2017 | John David Moore | FB/TE |
| 2018 | Foster Moreau | TE |
| 2019 | Lloyd Cushenberry III | C |
| 2019 | K'Lavon Chaisson | LB |

Second Generation Tigers

- ▶ LSU's roster features two players who are second generation Tigers.
- ▶ True freshmen Thomas Perry and Brandon Hubicz are both following in their dads footsteps as LSU football players.
- ▶ Thomas Perry, an offensive lineman from Teurlings Catholic in Lafayette, is the son of Adam Perry, who played offensive guard for the Tigers from 1994-97
- ▶ Brandon Hubicz, a tight end from Catholic High School in Baton Rouge, is the son of Jim Hubicz, who played offensive tackle and guard for the Tigers from 1986-89.

LSU Family Connections

- ▶ LSU has some unique family-football connections on this year's team. The following is a look at those football-related connections with current Tigers:
 - ▶ WR Justin Jefferson – younger brother of former LSU starting QB Justin Jefferson (2008-11) and starting DB Rickey Jefferson (2013-16). Jordan is currently on the coaching staff at Colorado State.
 - ▶ TE Aaron Moffitt – son of LSU strength and conditioning coach Tommy Moffitt. Aaron's brother Clay just completed a two-year stint on the LSU baseball team.

- ▶ SNP Blake Ferguson – younger brother of four-year LSU starting long snapper Reid Ferguson, who is currently in his third year with the Buffalo Bills.
- ▶ TE Thaddeus Moss – son of Pro Football Hall of Famer and one of arguably the greatest receiver in NFL history in Randy Moss.
- ▶ CB Derek Stingley Jr. – grandson of the late Darryl Stingley, a first round draft pick by the New England Patriots who had his NFL career tragically ended on August 12, 1978 with a spinal cord injury.

Two-Sport Tigers

- ▶ Two current LSU football players – DB Kary Vincent Jr., and DB Maurice Hampton Jr. – are two-sport athletes.
- ▶ Vincent Jr. ran the lead leg of LSU's 2018 SEC Championship 4x100 meter relay team.
- ▶ Hampton Jr. is a member of the LSU baseball team. The Tennessee native was drafted in the 23rd round of the 2019 Major League Draft and elected to attend LSU. Hampton Jr. was the first player in Tennessee history to earn Mr. Football and Mr. Baseball honors in the same season.

LSU TIGERS DEPTH CHART

OFFENSE

| | | | | | | |
|-----------|-----------|------------------------------|--------------------|------------|---------------|--------|
| LT | 77 | Saahdiq Charles | 6-4 | 295 | Jr.-2L | |
| | 51 | Dare Rosenthal | 6-7 | 314 | Fr.-RS | |
| LG | 73 | Adrian Magee | 6-4 | 343 | Sr.-3L | |
| | 70 | Ed Ingram | 6-4 | 295 | So.-1L | |
| | 57 | Chasen Hines | 6-3 | 336 | So.-1L | |
| C | 79 | Lloyd Cushenberry III | 6-4 | 315 | Jr.-2L | |
| | 57 | Chasen Hines | 6-3 | 336 | So.-1L | |
| RG | 68 | Damien Lewis | 6-3 | 332 | Sr.-1L | |
| | 71 | Donavaughn Campbell | 6-5 | 360 | Jr.-1L | |
| | 75 | Anthony Bradford | 6-7 | 355 | Fr.-HS | |
| RT | 76 | Austin Deculus | 6-7 | 322 | Jr.-2L | |
| | 74 | Badara Traore | 6-7 | 320 | Sr.-1L | |
| TE | 81 | Thaddeus Moss | 6-3 | 249 | Jr.-SQ | |
| | 10 | Stephen Sullivan | 6-5 | 242 | Sr.-3L | |
| | 44 | Tory Carter | 6-1 | 250 | Jr.-2L | |
| WR | 1 | Ja'Marr Chase | 6-1 | 200 | So.-1L | |
| | 17 | Racey McMath | 6-3 | 221 | Jr.-1L | |
| | 5 | Devonta Lee | 6-1 | 223 | Fr.-HS | |
| WR | 6 | Terrace Marshall Jr. | 6-4 | 200 | So.-1L | |
| | 10 | Stephen Sullivan | 6-5 | 242 | Sr.-3L | |
| | 19 | Derrick Dillon | 5-11 | 186 | Sr.-3L | |
| | 83 | Jaray Jenkins | 6-4 | 195 | Fr.-RS | |
| WR | 2 | Justin Jefferson | 6-3 | 192 | Jr.-2L | |
| | 33 | Trey Palmer | 6-1 | 180 | Fr.-HS | |
| | 13 | Jontre Kirklin | 6-0 | 185 | Jr.-2L | |
| QB | 9 | Joe Burrow | 6-4 | 216 | Sr.-1L | |
| | 15 | Myles Brennan | 6-4 | 207 | So.-1L | |
| RB | 22 | Clyde Edwards-Helaire | 5-8 | 209 | Jr.-2L | |
| | 24 | Chris Curry | 6-0 | 215 | Fr.-RS | |
| | -OR- | 3 | Tyrion Davis-Price | 6-1 | 226 | Fr.-HS |
| | -OR- | 4 | John Emery Jr. | 6-0 | 203 | Fr.-HS |

DEFENSE

| | | | | | |
|------------|-----------|-------------------------|------------|------------|---------------|
| OLB | 35 | Damone Clark | 6-3 | 239 | So.-1L |
| | 46 | Andre Anthony | 6-4 | 250 | Jr.-1L |
| | 43 | Ray Thornton | 6-3 | 227 | Jr.-2L |
| DE | 97 | Glen Logan | 6-4 | 309 | Jr.-2L |
| | 92 | Neil Farrell Jr. | 6-4 | 298 | Jr.-2L |
| NT | 72 | Tyler Shelvin | 6-3 | 346 | So.-1L |
| | 62 | Siaki Ika | 6-4 | 354 | Fr.-HS |
| | 94 | Joseph Evans | 6-2 | 288 | Fr.-HS |
| DE | 90 | Rashard Lawrence | 6-2 | 308 | Sr.-3L |
| | 91 | Breiden Fehoko | 6-2 | 291 | Sr.-1L |
| OLB | 18 | K'Lavon Chaisson | 6-4 | 250 | So.-1L |
| | 46 | Andre Anthony | 6-4 | 250 | Jr.-1L |
| MLB | 8 | Patrick Queen | 6-1 | 227 | Jr.-2L |
| | 35 | Damone Clark | 6-3 | 239 | So.-1L |
| MLB | 6 | Jacob Phillips | 6-4 | 233 | Jr.-2L |
| | 23 | Micah Baskerville | 6-1 | 228 | So.-1L |
| CB | 1 | Kristian Fulton | 6-0 | 200 | Sr.-2L |
| | 25 | Cordale Flott | 6-2 | 160 | Fr.-HS |
| S | 7 | Grant Delpit | 6-3 | 203 | Jr.-2L |
| | 5 | Kary Vincent Jr. | 5-10 | 185 | Jr.-2 |
| S | 3 | JaCoby Stevens | 6-1 | 228 | Jr.-2L |
| | 5 | Kary Vincent Jr. | 5-10 | 185 | Jr.-2L |
| CB | 24 | Derek Stingley Jr. | 6-1 | 190 | Fr.-HS |
| | 16 | Jay Ward | 6-2 | 167 | Fr.-HS |
| | 29 | Raydarius Jones | 6-2 | 161 | Fr.-HS |

SPECIAL TEAMS

| | | | | | |
|-----------|-----------|---------------------------|-------------|------------|---------------|
| PK | 36 | Cade York | 6-2 | 189 | Fr.-HS |
| | 34 | Connor Culp | 5-10 | 187 | Jr.-1L |
| KO | 32 | Avery Atkins | 5-11 | 217 | So.-1L |
| P | 38 | Zach Von Rosenberg | 6-5 | 240 | Jr.-2L |
| | 32 | Avery Atkins | 5-11 | 217 | So.-1L |

BOLD Indicates Returning Starter

| | | | | | |
|---------------|-----------|-----------------------|------------|------------|---------------|
| SNP | 48 | Blake Ferguson | 6-3 | 235 | Sr.-3L |
| | 47 | Quentin Skinner | 6-0 | 253 | Fr.-HS |
| HOLDER | 38 | Zach Von Rosenberg | 6-5 | 240 | Jr.-2L |
| KOR | 22 | Clyde Edwards-Helaire | 5-8 | 209 | Jr.-2L |
| PR | 24 | Derek Stingley Jr. | 6-1 | 190 | Fr.-HS |

ASSISTANT COACHES



Dave Aranda

Associate Head Coach
Defensive Coordinator/Linebackers

YEAR AT LSU: Fourth
BIRTHDATE: Sept. 29, 1976, in Redlands, Calif.
WIFE: Dione
CHILDREN: Jaelyn, Jordyn, Ronin
HIGH SCHOOL: Redlands HS, 1994
COLLEGE: California Lutheran, 1999
POSTGRADUATE: Texas Tech, 2002



Bill Johnson

Defensive Line

YEAR AT LSU: 1st
BIRTHDATE: June 23, 1955 in Monroe, Louisiana
WIFE: Dawn
CHILDREN: Abbie, Billy
HIGH SCHOOL: Neville High School
COLLEGE: Northwestern State, 1980



Joe Brady

Passing Game Coordinator/Wide Receivers

YEAR AT LSU: First
BIRTHDATE: September 23, 1989, in Pembroke Pines, Fla.
HIGH SCHOOL: Everglades High School
COLLEGE: William & Mary, 2013
POSTGRADUATE: Penn State, 2018



Mickey Joseph

Wide Receivers

YEAR AT LSU: Third
BIRTHDATE: March 5, 1968, in New Orleans, La.
WIFE: Priscilla
CHILDREN: Jacob, Zachary, Makiyah, Maya, Malania
HIGH SCHOOL: Archbishop Shaw HS
COLLEGE: Nebraska, 1993



Bill Busch

Safeties

YEAR AT LSU: Second
BIRTHDATE: April 27, 1965, in Pender, Neb.
WIFE: Laura
CHILDREN: Sydney, Olivia and Gianna
COLLEGE: Nebraska Wesleyan, 1993
POSTGRADUATE: Nebraska-Kearney, 1990



Greg McMahon

Special Teams

YEAR AT LSU: Third
BIRTHDATE: January 2, 1960, in Rantoul, Ill.
WIFE: Linda
CHILDREN: Drew, Lisa, Sam
HIGH SCHOOL: Rantoul Township High School
COLLEGE: Eastern Illinois, 1982



James Cregg

Offensive Line

YEAR AT LSU: Second
BIRTHDATE: August 18, 1973, in Syracuse, N.Y.
WIFE: Dayna
CHILD: McKenzie
COLLEGE: Colorado State, 1997



Corey Raymond

Cornerbacks

YEAR AT LSU: Eighth
BIRTHDATE: Sept. 28, 1969, in New Iberia, La.
CHILDREN: Cody, Ariel, Christopher and Madison
HIGH SCHOOL: New Iberia HS
COLLEGE: LSU, 1992



Steve Ensminger

Offensive Coordinator/Quarterbacks

YEAR AT LSU: Ninth
BIRTHDATE: Sept. 15, 1958, in Baton Rouge, La.
WIFE: Amy
CHILDREN: Krystalin, Brittany Rose and Steven
HIGH SCHOOL: Central HS
COLLEGE: LSU, 1982



Tommie Robinson

Assistant Head Coach/Running Backs
Recruiting Coordinator

YEAR AT LSU: Third
BIRTHDATE: April 4, 1963, in Phenix City, Ala.
WIFE: Lartonyar
CHILDREN: Dantrell, Towanda, Trey
HIGH SCHOOL: Central HS (Phenix City, Ala.)
COLLEGE: Troy, 1985

LSU RECORD BOOK WATCH

RUSHING YARDS NET BY A QUARTERBACK

| CAREER | | |
|--------|------------|--------------------------------|
| 1. | 1,018 | Jordan Jefferson 2008-11 |
| 2. | 890 | Fred Haynes 1966-68 |
| 3. | 829 | David Woodley 1976-79 |
| 4. | 821 | Nelson Stokley 1965-67 |
| 5. | 778 | Herb Tyler 1995-98 |
| 6. | 671 | Paul Lyons 1970-72 |
| 7. | 617 | Marcus Randall 2001-04 |
| 8. | 614 | Joe Burrow 2018-Present |
| 9. | 542 | Alan Risher 1980-82 |
| 10. | 504 | Steve Ensminger 1976-79 |

RUSHING TDS BY A QUARTERBACK

| CAREER | | |
|--------|-----------|--------------------------------|
| 1. | 23 | Herb Tyler 1995-98 |
| 2. | 15 | David Woodley 1977-79 |
| 3. | 13 | Alan Risher 1980-82 |
| 13 | | Nelson Stokley 1965-67 |
| 5. | 12 | Jordan Jefferson 2008-11 |
| 6. | 10 | Joe Burrow 2018-Present |
| 10 | | Steve Ensminger 1976-79 |
| 7. | 9 | Jeff Wickersham 1982-85 |
| 8. | 8 | Bert Jones 1970-72 |
| 8 | | Mike Hillman 1967-69 |

MOST TOUCHDOWNS RESPONSIBLE FOR

| CAREER | | |
|--------|-----------|---|
| 1. | 71 | Tommy Hodson (2 rush, 69 pass) 1986-89 |
| 2. | 64 | Joe Burrow (10 rush, 54 pass) 2018-Present |
| 3. | 63 | Herb Tyler (23 rush, 40 pass) 1995-98 |
| 4. | 56 | JaMarcus Russell (4 rush, 52 pass) 2004-06 |
| 5. | 53 | Kevin Faulk (46 rush, 4 rec, 2 PR, 1 KOR) 1995-98 |
| 6. | 50 | Dalton Hilliard (44 rush, 6 rec) 1982-85 |
| 7. | 46 | Jordan Jefferson (12 rush, 34 pass) 2008-11 |
| 8. | 44 | Alan Risher (13 rush, 31 pass) 1980-82 |
| 9. | 42 | Leonard Fournette (40 rush, 1 rec, 1 KOR) 2014-16 |
| 42 | | Matt Mauck (5 rush, 37 pass) 2001-03 |

MOST TOUCHDOWNS RESPONSIBLE FOR SEASON

| | | |
|-----|-----------|--|
| 1. | 41 | Joe Burrow (3 rush, 38 pass) 2019 |
| 2. | 29 | JaMarcus Russell (1 rush, 28 pass) 2006 |
| | 29 | Matt Mauck (1 rush, 28 pass) 2003 |
| 4. | 25 | Matt Flynn (4 rush, 21 pass) 2007 |
| | 25 | Herb Tyler (7 rush, 18 pass) 1998 |
| 6. | 24 | Tommy Hodson (2 rush, 22 pass) 1989 |
| 7. | 23 | Joe Burrow (7 rush, 16 pass) 2018 |
| | 23 | Leonard Fournette (22 rush, 1 rec.) 2015 |
| 9. | 22 | Zach Mettenberger (22 pass) 2013 |
| 10. | 21 | Alan Risher (4 rush, 17 pass) 1982 |

LSU'S ALL-TIME STARTING QUARTERBACK CAREER RECORD (SINCE 1957)

| YEARS | QB | CAREER RECORD BY WINS |
|-------------------|-------------------|-----------------------|
| 1986-89 | Tommy Hodson | 31-14-1 |
| 1995-98 | Herb Tyler | 27-11 |
| 2004-06 | JaMarcus Russell | 26-4 |
| 1957-59 | Warren Rabb | 25-7 |
| 2008-11 | Jordan Jefferson | 24-8 |
| 1983-85 | Jeff Wickersham | 21-12-2 |
| 2018-pres. | Joe Burrow | 20-3 |
| 1960-62 | Jimmy Field | 20-6-2 |
| 2011-13 | Zach Mettenberger | 19-6 |
| 2001-03 | Matt Mauck | 18-2 |
| 1980-82 | Alan Risher | 17-14-2 |
| 2016-17 | Danny Etling | 16-7 |
| 2008-11 | Jarrett Lee | 14-4 |
| 1977-79 | David Woodley | 14-7 |
| 1963-65 | Pat Screen | 13-3-1 |
| 1970-72 | Bert Jones | 12-4-1 |
| 1999-01 | Rohan Davey | 12-5 |
| 1992-95 | Jamie Howard | 12-19-1 |
| 2004-07 | Matt Flynn | 11-2 |
| 1967-69 | Mike Hillman | 11-2 |
| 1966-68 | Fred Haynes | 11-5-1 |
| 1976-79 | Steve Ensminger | 11-6 |

QUARTERBACK-RECEIVER TD COMBINATIONS

| CAREER | | |
|--------|-----------|--|
| 1. | 23 | JaMarcus Russell-Dwayne Bowe |
| 2. | 21 | Tommy Hodson-Wendell Davis |
| 3. | 17 | Joe Burrow-Justin Jefferson |
| 4. | 16 | Joe Burrow-Ja'Marr Chase |
| 5. | 15 | Zach Mettenberger-Jarvis Landry |
| 6. | 14 | Tommy Hodson-Eddie Fuller |
| | 14 | Matt Mauck -Devery Henderson |
| 8. | 13 | Tommy Hodson-Eddie Fuller |
| | 13 | Rohan Davey-Josh Reed |
| 10. | 12 | JaMarcus Russell-Early Doucet |
| -- | 8 | Joe Burrow-Terrace Marshall Jr. |

PLAYS

| CAREER | | |
|--------|------------|---|
| 1. | 1,307 | Tommy Hodson 1986-89 (144 rush, 1,163 pass) |
| 2. | 1,181 | Jeff Wickersham 1982-85 (176 rush, 1,005 pass) |
| 3. | 1,063 | Jamie Howard 1992-95 (129 rush, 934 pass) |
| 4. | 1,037 | Jordan Jefferson 2008-11 (359 rush, 678 pass) |
| 5. | 1,007 | Herb Tyler 1995-98 (291 rush, 716 pass) |
| 6. | 992 | Alan Risher 1980-82 (377 rush, 615 pass) |
| 7. | 936 | JaMarcus Russell 2004-06 (139 rush, 797 pass) |
| 8. | 923 | Joe Burrow 2018-Present (203 rush, 720 pass) |
| 9. | 884 | Dalton Hilliard 1982-85 (882 rush, 2 pass) |
| 10. | 859 | Kevin Faulk 1995-98 (856 rush, 3 pass) |

COMPLETION PERCENTAGE - LSU

| SEASON (MIN. 50 ATTS.) | | |
|------------------------|-------------|----------------------------------|
| 1. | 78.6 | Joe Burrow (268-341) 2019 |
| 2. | 68.0 | Ryan Perrilloux (51-75) 2007 |
| 3. | 67.8 | JaMarcus Russell (232-342) 2006 |
| 4. | 65.2 | Herb Tyler (45-69) 1995 |
| 5. | 64.9 | Zach Mettenberger (192-296) 2013 |
| 6. | 64.4 | Rohan Davey (38-59) 2000 |
| 7. | 64.0 | Nelson Stokley (32-50) 1965 |
| 8. | 63.9 | Matt Mauck (229-358) 2003 |
| 9. | 63.7 | Alan Risher (149-234) 1982 |
| 10. | 63.0 | Alan Risher (150-238) 1981 |
| | 63.0 | Marcus Randall (102-162) 2004 |

100-YARD RECEIVING GAMES

| CAREER | | |
|--------|----------|--------------------------------------|
| 1. | 18 | Josh Reed 1999-2001 |
| 2. | 13 | Wendell Davis 1984-87 |
| 3. | 11 | Eric Martin 1981-84 |
| 4. | 9 | Tony Moss 1986-89 |
| | 9 | Andy Hamilton 1969-71 |
| 6. | 8 | Todd Kinchen 1989-91 |
| 7. | 7 | Justin Jefferson 2017-Present |
| | 7 | Odell Beckham Jr. 2011-13 |
| | 7 | Michael Clayton 2001-03 |
| 10. | 6 | Ja'Marr Chase 2018-Present |
| | 6 | Jarvis Landry 2011-13 |

RECEIVING YARDS GAINED

| SEASON | | |
|--------|--------------|---|
| 1. | *1,740 | Josh Reed (94 catches) 2001 |
| 2. | 1,244 | Wendell Davis (80 catches) 1986 |
| 3. | 1,193 | Jarvis Landry (77 catches) 2013 |
| 4. | 1,152 | Odell Beckham Jr. (59 catches) 2013 |
| 5. | 1,127 | Josh Reed (65 catches) 2000 |
| 6. | 1,116 | Ja'Marr Chase (57 catches) 2019 |
| 7. | 1,079 | Michael Clayton (78 catches) 2003 |
| 8. | 1,064 | Eric Martin (52 catches) 1983 |
| 9. | 1,010 | Justin Jefferson (71 catches) 2019 |
| 10. | 993 | Wendell Davis (72 catches) 1987 |

*-SEC Record

100-YARD RECEIVING GAMES

| SEASON | | |
|--------|----------|------------------------------|
| 1. | 11 | Josh Reed 2001 |
| 2. | 6 | Ja'Marr Chase 2019 |
| | 6 | Josh Reed 2000 |
| | 6 | Wendell Davis 1987 |
| | 6 | Wendell Davis 1986 |
| 5. | 5 | Justin Jefferson 2019 |
| | 5 | Odell Beckham Jr. 2013 |
| | 5 | Jarvis Landry 2013 |
| | 5 | Tony Moss 1988 |
| | 5 | Eric Martin 1983 |
| | 5 | Andy Hamilton 1971 |
| 10. | 4 | DJ Chark 2017 |
| | 4 | Rueben Randle 2011 |
| | 4 | Michael Clayton 2003 |
| | 4 | Todd Kinchen 1990 |
| | 4 | Tony Moss 1989 |
| | 4 | Eric Martin 1982 |
| | 4 | Andy Hamilton 1970 |
| | 4 | Tommy Morel 1968 |

TOUCHDOWN CATCHES

| SEASON | | |
|--------|-----------|----------------------------------|
| 1. | 13 | Ja'Marr Chase 2019 |
| 2. | 12 | Dwayne Bowe 2006 |
| 3. | 11 | Justin Jefferson 2019 |
| | 11 | Brandon LaFell 2009 |
| | 11 | Devery Henderson 2003 |
| | 11 | Wendell Davis 1986 |
| 7. | 10 | Jarvis Landry 2013 |
| | 10 | Michael Clayton 2003 |
| | 10 | Josh Reed 2000 |
| | 10 | Carlos Carson 1977 |
| -- | 8 | Terrace Marshall Jr. 2019 |

CATCHES

| SEASON | | |
|--------|-----------|--|
| 1. | 94 | Josh Reed (1,740 yards) 2001 |
| 2. | 80 | Wendell Davis (1,244 yards) 1986 |
| 3. | 78 | Michael Clayton (1,079 yards) 2003 |
| 4. | 77 | Jarvis Landry (1,193 yards) 2013 |
| 5. | 72 | Wendell Davis (993 yards) 1987 |
| 6. | 71 | Justin Jefferson (1,010 yards) 2019 |
| 7. | 65 | Josh Reed (1,127 yards) 2000 |
| | 65 | Dwayne Bowe (990 yards) 2006 |
| 9. | 64 | Jerel Myers (854 yards) 1999 |
| 10. | 63 | Brandon LaFell (845 yards) 2008 |
| -- | 57 | Ja'Marr Chase (1,116 yards) 2019 |

RECEPTIONS BY A RUNNING BACK

| SEASON | | |
|--------|-----------|-----------------------------------|
| 1. | 50 | Garry James 1985 |
| 2. | 38 | Eddie Fuller 1989 |
| 3. | 35 | Jacob Hester 2006 |
| 4. | 34 | Dalton Hilliard 1985 |
| 5. | 32 | Clyde Edwards-Helaire 2019 |
| | 32 | Eddie Fuller 1988 |

RECEPTIONS BY A TIGHT END

| SEASON | | |
|--------|-----------|---------------------------|
| 1. | 34 | Mitch Andrews 1985 |
| | 34 | Malcolm Scott 1981 |
| 3. | 32 | Thaddeus Moss 2019 |
| 4. | 32 | Richard Dickson 2007 |
| 5. | 31 | Richard Dickson 2008 |
| 6. | 30 | David LaFleur 1996 |
| 7. | 28 | Malcolm Scott 1982 |
| 8. | 27 | Brian Kinchen 1986 |
| 9. | 26 | Mitch Andrews 1983 |
| 10. | 25 | Ken Kavanaugh, Jr. 1970 |

YARDS RECEIVING BY A TIGHT END

| SEASON | | |
|--------|------------|---------------------------|
| 1. | 439 | David LaFleur 1996 |
| 2. | 433 | Malcolm Scott 1981 |
| 3. | 375 | Richard Dickson 2007 |
| 4. | 355 | Thaddeus Moss 2019 |
| 5. | 340 | Robert Royal 2000 |

LSU RECORD BOOK WATCH

PASSES DEFENDED

SEASON

| | | | |
|----|----|--------------------|------|
| 1. | 32 | Corey Webster | 2003 |
| 2. | 28 | Travis Daniels | 2003 |
| 3. | 21 | Chevis Jackson | 2007 |
| 4. | 17 | Greedy Williams | 2017 |
| | 17 | Corey Webster | 2002 |
| | 17 | Demetrius Hookfin | 2002 |
| 7. | 16 | Chevis Jackson | 2006 |
| | 16 | Jonathan Zenon | 2006 |
| 9. | 15 | Patrick Peterson | 2009 |
| | 15 | Norman LeJeune | 2002 |
| -- | 14 | Derek Stingley Jr. | 2019 |

PUNTING AVERAGE

CAREER (MIN. 65 PUNTS)

| | | | |
|-----|-------|--------------------------------|---------|
| 1. | 44.58 | Brad Wing (118/5,261) | 2011-12 |
| 2. | 44.2 | Zach Von Rosenberg (117/5,169) | ACTIVE |
| 3. | 44.1 | Patrick Fisher (65/2,865) | 2004-07 |
| 4. | 42.9 | Chad Kessler (186/7,976) | 1994-97 |
| 5. | 42.6 | Jamie Keehn (184/7,837) | 2012-15 |
| 6. | 42.4 | Derek Helton (80/3,397) | 2009-10 |
| 7. | 42.0 | Donnie Jones (233/9,788) | 2000-03 |
| 8. | 41.2 | Eddie Ray (153/6,309) | 1967-69 |
| 9. | 41.1 | Chris Jackson (146/5,994) | 2003-06 |
| 10. | 40.6 | Clay Parker (180/7,304) | 1981-84 |

PAT KICKS MADE

SEASON

| | | | |
|----|----|--------------------|------|
| 1. | 63 | Colt David | 2007 |
| 2. | 62 | Drew Alleman | 2011 |
| 3. | 56 | Cade York | 2019 |
| | 56 | Colby Delahoussaye | 2013 |
| 5. | 50 | Colt David | 2006 |
| 6. | 49 | Trent Domangue | 2015 |
| 7. | 47 | Juan Betanzos | 1982 |
| 8. | 45 | Colt David | 2005 |
| 9. | 44 | Colt David | 2008 |
| | 44 | Drew Alleman | 2012 |

TOTAL POINTS SCORED BY KICKING

SEASON

| | | | |
|-----|------|------------------------------------|------|
| 1. | *141 | Colt David (26 FG, 63 PAT) | 2007 |
| 2. | 129 | Cole Tracy (29 FG, 42 PAT) | 2018 |
| 3. | 120 | Josh Jasper (28 FG, 36 PAT) | 2010 |
| 4. | 110 | Drew Allman (16 FG, 62 PAT) | 2011 |
| 5. | 107 | Drew Allman (21 FG, 44 PAT) | 2012 |
| 6. | 104 | Cade York (16 FG, 56 PAT) | 2019 |
| 7. | 95 | Colby Delahoussaye (13 FG, 56 PAT) | 2013 |
| 8. | 91 | Colt David (16 FG, 44 PAT) | 2008 |
| 9. | 88 | Trent Domangue (13 FG, 49 PAT) | 2015 |
| 10. | 85 | Josh Jasper (17 FG, 34 PAT) | 2009 |
| | 85 | John Corbello (17 FG, 34 PAT) | 2002 |

*-SEC Record

TOTAL OFFENSIVE YARDS

SEASON

| | | | |
|----|-------|--------------------------|------|
| 1. | 6,152 | (2,996 rush, 3,154 pass) | 2007 |
| 2. | 6,013 | (1,991 rush, 4,022 pass) | 2001 |
| 3. | 5,893 | (2,630 rush, 3,263 pass) | 2013 |
| 4. | 5,857 | (2,600 rush, 3,257 pass) | 2003 |
| 5. | 5,560 | (1,657 rush, 3,903 pass) | 2019 |

YARDS

GAME

| | | | |
|----|-----|---|------|
| 1. | 746 | vs. Rice (502 rush, 244 pass) | 1977 |
| 2. | 715 | at Ole Miss (225 rush, 489 pass) | 2019 |
| 2. | 680 | vs. W. Carolina (195 rush, 485 pass) | 2000 |
| 3. | 672 | vs. Furman (332 rush, 340 pass) | 2013 |
| 4. | 664 | vs. Rice (436 rush, 228 pass) | 1987 |
| 5. | 653 | vs. Louisiana Tech (281 rush, 372 pass) | 2003 |

TD'S BY RUSHING AND PASSING

SEASON

| | | | |
|----|----|--------------------|------|
| 1. | 64 | (35 rush, 29 pass) | 2007 |
| 2. | 60 | (22 rush, 38 pass) | 2019 |
| | 60 | (37 rush, 23 pass) | 2013 |
| 4. | 56 | (35 rush, 21 pass) | 2011 |
| 5. | 55 | (25 rush, 30 pass) | 2006 |

TOTAL TOUCHDOWNS

SEASON

| | | |
|----|----|------|
| 1. | 66 | 2007 |
| 2. | 65 | 2011 |
| 3. | 63 | 2003 |
| 4. | 62 | 2019 |
| 5. | 61 | 2013 |

TEAM PASSING YARDS

SEASON

| | | | |
|----|-------|-----------|------|
| 1. | 3,903 | (285-370) | 2019 |
| 2. | 3,578 | (238-411) | 2001 |
| 3. | 3,272 | (245-268) | 2006 |
| 4. | 3,263 | (205-326) | 2013 |
| 5. | 3,257 | (255-401) | 2003 |

TEAM PASSING ATTEMPTS

SEASON

| | | | |
|----|-----|-------------|------|
| 1. | 442 | (256 comp.) | 2007 |
| 2. | 411 | (238 comp.) | 2001 |
| 3. | 405 | (200 comp.) | 1999 |
| 4. | 401 | (255 comp.) | 2003 |
| 5. | 391 | (206 comp.) | 2008 |
| -- | 370 | (285 comp.) | 2019 |

TEAM PASSING COMPLETIONS

SEASON

| | | | |
|----|-----|-------------|------|
| 1. | 285 | (370 atts.) | 2019 |
| 2. | 256 | (442 atts) | 2007 |
| 3. | 255 | (401 atts.) | 2003 |
| 4. | 245 | (368 atts.) | 2006 |
| 5. | 238 | (411 atts) | 2001 |

TOTAL POINTS

SEASON

| | | |
|----|-----|------|
| 1. | 541 | 2007 |
| 2. | 500 | 2011 |
| 3. | 478 | 2019 |
| 4. | 475 | 2003 |
| 5. | 465 | 2013 |

POINTS PER GAME

SEASON

| | | |
|----|------|------|
| 1. | 47.8 | 2019 |
| 2. | 38.6 | 2007 |
| 3. | 35.8 | 2013 |
| 4. | 35.7 | 2011 |
| 5. | 34.9 | 1969 |

WINS

SEASON

| | | |
|----|----|----------------------------------|
| 1. | 13 | 2011 |
| | 13 | 2003 |
| 3. | 12 | 2007 |
| 4. | 11 | 7 times (2010, 2006, 2005, 1958) |
| -- | 10 | 2019 |

CONSECUTIVE WINS

SEASON

| | | |
|----|----|------|
| 1. | 13 | 2011 |
| 2. | 11 | 1958 |
| 3. | 10 | 2019 |
| | 10 | 1961 |
| 5. | 9 | 2005 |
| | 9 | 1973 |
| | 9 | 1935 |

CONSECUTIVE WINS

OVERALL

| | | |
|----|----|---------|
| 1. | 19 | 1957-59 |
| 2. | 15 | 1907-09 |
| 3. | 14 | 2010-11 |
| 4. | 13 | 2006-07 |
| 5. | 11 | 2018-19 |
| | 11 | 1971-72 |
| | 11 | 1961-62 |

SEC WINS

SEASON

| | | |
|----|---|------------------------------------|
| 1. | 8 | 2011 |
| 2. | 7 | 2003 |
| | 7 | 2005 |
| 3. | 6 | 14 times |
| | | 2019, '17, '13, '12, '10, '07, '06 |
| | | '04, 1997, '96, '88, '61, '58, '36 |

MOST FIRST DOWNS

SEASON

| | | |
|----|-----|------|
| 1. | 316 | 2007 |
| 2. | 298 | 2003 |
| 3. | 295 | 2018 |
| -- | 276 | 2019 |

SEC AND NCAA RECORD BOOK WATCH

TOUCHDOWN PASSES

SINGLE SEASON - SEC

| | | | |
|-----------|-----------|---------------------------|-------------|
| 1. | 44 | Drew Lock, Missouri | 2017 |
| 2. | 43 | Tua Tagovailoa, Alabama | 2018 |
| 3. | 40 | André Woodson, Kentucky | 2007 |
| 4. | 39 | Danny Wuerffel, Florida | 1996 |
| 5. | 38 | Joe Burrow, LSU | 2019 |
| 6. | 37 | Tim Couch, Kentucky | 1997 |
| | 37 | Johnny Manziel, Texas A&M | 2013 |
| 8. | 36 | Peyton Manning, Tennessee | 1997 |
| | 36 | Tim Couch, Kentucky | 1998 |
| | 36 | Aaron Murray, Georgia | 2012 |

TOUCHDOWN PASSES

SINGLE SEASON - NCAA

| | | | |
|----|-----------|---|-------------|
| 1. | 58 | Colt Brennan, Hawaii (14 games) | 2006 |
| 2. | 54 | David Klinger, Houston (11 games) | 1990 |
| 3. | 52 | B.J. Simmons, Texas Tech (13 games) | 2003 |
| 4. | 50 | Dwayne Haskins, Ohio St. (14 games) | 2018 |
| | 50 | Derek Carr, Fresno St. (13 games) | 2013 |
| | 50 | Sam Bradford, Oklahoma (14 games) | 2008 |
| 7. | 49 | Brandon Doughty, W. Kentucky (13 games) | 2014 |
| 8. | 48 | Brandon Doughty, W. Kentucky (14 games) | 2015 |
| | 48 | Case Keenum, Houston (14 games) | 2011 |
| | 48 | Graham Harrell, Texas Tech (13 games) | 2007 |
| -- | 38 | Joe Burrow, LSU (10 games) | 2019 |

TOTAL TOUCHDOWNS

SINGLE SEASON - SEC

| | | | |
|----|-----------|---|-------------|
| 1. | 55 | Tim Tebow, Florida (23 rush, 32 pass) | 2007 |
| 2. | 51 | Cam Newton, Auburn (20 rush, 20 pass, 1 rec.) | 2010 |
| 3. | 48 | Tua Tagovailoa, Alabama (5 rush, 43 pass) | 2018 |
| 4. | 47 | Johnny Manziel, TAMU (21 rush, 26 pass) | 2012 |
| 5. | 46 | Johnny Manziel, TAMU (9 rush, 37 pass) | 2013 |
| 6. | 45 | Drew Lock, Missouri (1 rush, 44 pass) | 2017 |
| 7. | 43 | Andre Woodson, Kentucky (3 rush, 40 pass) | 2007 |
| 8. | 42 | Tim Tebow, Florida (12 rush, 30 pass) | 2008 |
| 9. | 41 | Joe Burrow, LSU (3 rush, 38 pass) | 2019 |
| | 41 | Chad Kelly, Ole Miss (10 rush, 31 pass) | 2015 |
| | 41 | Dak Prescott, Miss. St. (14 rush, 27 pass) | 2014 |
| | 41 | Danny Wuerffel, Florida (2 rush, 39 pass) | 1996 |

COMPLETION PERCENTAGE

SINGLE SEASON - SEC (MIN. 200 COMP.)

| | | | |
|----|-------------|-----------------------------------|-------------|
| 1. | 78.6 | Joe Burrow (268-341) | 2019 |
| | 72.3 | Tim Couch, Kentucky (400-553) | 1998 |
| 3. | 70.9 | Greg McElroy, Alabama (222-315) | 2010 |
| 4. | 69.9 | Johnny Manziel, TAMU (300-429) | 2013 |
| 5. | 69.0 | Tua Tagovailoa, Alabama (245-355) | 2018 |
| 6. | 68.0 | Johnny Manziel, TAMU (295-434) | 2012 |
| 7. | 67.8 | JaMarcus Russell, LSU (232-342) | 2006 |
| | 67.8 | Tim Tebow, Florida (213-314) | 2009 |
| 9. | 67.7 | Kenny Hill, TAMU (214-321) | 2014 |

COMPLETION PERCENTAGE

SEASON (MIN. 14 ATTS./GAME) - NCAA

| | | | |
|-----|-------------|-------------------------------------|-------------|
| 1. | 78.6 | Joe Burrow (268-341) | 2019 |
| | 76.7 | Colt McCoy, Texas (332-433) | 2008 |
| 3. | 74.3 | Kellen Moore, Boise State (326-439) | 2011 |
| 4. | 73.8 | Tyler Huntley, Utah (141-191) | 2019 |
| 5. | 73.6 | Daunte Culpepper, UCF (296-402) | 1998 |
| 6. | 73.5 | Stefan Lefors, Louisville (189-257) | 2004 |
| | 73.5 | Dan Persa, Northwestern (222-302) | 2010 |
| 8. | 73.4 | Dan Persa, Northwestern (218-297) | 2011 |
| 9. | 73.3 | Jalen Hurts, Oklahoma (151-206) | 2019 |
| 10. | 73.2 | Jack Coan, Wisconsin (153-209) | 2019 |

PASSING YARDS

SINGLE SEASON - SEC

| | | | |
|------------|--------------|-------------------------------------|-------------|
| 1. | 4,275 | Tim Couch, Kentucky (400-553) | 1998 |
| 2. | 4,114 | Johnny Manziel, TAMU (300-429) | 2013 |
| 3. | 4,042 | Chad Kelly, Ole Miss (298-458) | 2015 |
| 4. | 3,966 | Tua Tagovailoa, Alabama (245-355) | 2018 |
| 5. | 3,964 | Drew Lock, Missouri (242-419) | 2017 |
| 6. | 3,896 | Rex Grossman, Florida (259-395) | 2001 |
| 7. | 3,893 | Aaron Murray, Georgia (249-386) | 2012 |
| 8. | 3,884 | Tim Couch, Kentucky (363-547) | 1997 |
| 9. | 3,869 | Ryan Mallet, Arkansas (266-411) | 2010 |
| 10. | 3,819 | Peyton Manning, Tennessee (287-477) | 1997 |
| T14 | 3,687 | Joe Burrow (268-341) | 2019 |

TEAM PASSING YARDS

SINGLE SEASON - SEC

| | | | |
|-----|--------------|-----------------------------|-------------|
| 1. | 4,854 | Alabama (301-438) | 2018 |
| 2. | 4,593 | Texas A&M (339-489) | 2013 |
| 3. | 4,534 | Kentucky (414-574) | 1998 |
| 4. | 4,457 | Florida (299-464) | 2001 |
| 5. | 4,351 | Ole Miss (318-489) | 2015 |
| 6. | 4,338 | Arkansas (301-465) | 2010 |
| 7. | 4,330 | Florida (287-457) | 1995 |
| 8. | 4,114 | Texas A&M (329-492) | 2012 |
| 9. | 4,113 | Mississippi State (331-500) | 2015 |
| 10. | 4,085 | Georgia (293-459) | 2013 |
| -- | 3,903 | LSU (285-370) | 2019 |

RECEIVING YARDS

SINGLE SEASON - SEC

| | | | |
|-----|--------------|--------------------------------------|-------------|
| 1. | 1,740 | Josh Reed, LSU (94 catches) | 2001 |
| 2. | 1,727 | Amari Cooper, Alabama (124 catches) | 2014 |
| 3. | 1,517 | Alshon Jeffrey, USC (88 catches) | 2010 |
| 4. | 1,477 | Jordan Matthews, Vandy (112 catches) | 2013 |
| 5. | 1,394 | Mike Evans, TAMU (69 catches) | 2013 |
| 6. | 1,357 | Travis McGriff, Florida (70 catches) | 1998 |
| 7. | 1,335 | Cobi Hamilton, Arkansas (90 catches) | 2012 |
| 8. | 1,329 | Carlos Alvarez, Florida (88 catches) | 1969 |
| 9. | 1,323 | Jordan Matthews, Vandy (94 catches) | 2013 |
| 10. | 1,315 | Jerry Jeudy, Alabama (68 catches) | 2018 |
| -- | 1,116 | Ja'Marr Chase (57 catches) | 2019 |
| -- | 1,010 | Justin Jefferson (71 catches) | 2019 |

TOUCHDOWN CATCHES

SINGLE SEASON - SEC

| | | | |
|------------|-----------|---|-------------|
| 1. | 18 | Reidel Anthony, Florida (12 games) | 1996 |
| 2. | 17 | Chris Doering, Florida (12 games) | 1995 |
| 3. | 16 | Amari Cooper, Alabama (14 games) | 2014 |
| 4. | 15 | Ike Hilliard, Florida (11 games) | 1995 |
| | 15 | Jack Jackson, Florida (12 games) | 1994 |
| 6. | 14 | Allama Matthews, Vandy (11 games) | 1982 |
| | 14 | Craig Yeast, Kentucky (11 games) | 1998 |
| | 14 | Jabar Gaffney, Florida (12 games) | 2000 |
| | 14 | Jerry Jeudy, Alabama (15 games) | 2018 |
| 10. | 13 | Ja'Marr Chase, LSU (10 games) | 2019 |
| | 13 | Jabar Gaffney, Florida (11 games) | 2019 |
| | 13 | Sidney Rice, USC (11 games) | 2005 |
| | 13 | Steve Johnson, Kentucky (13 games) | 2007 |
| | 13 | Josh Reynolds, TAMU (13 games) | 2014 |
| | 13 | Marcus Nash, Tennessee (12 games) | 1997 |
| T19 | 11 | Justin Jefferson, LSU (10 games) | 2019 |

PAT KICKS MADE

SINGLE SEASON - SEC

| | | | |
|----|-----------|---------------------------------------|-------------|
| 1. | 78 | Jonathon Phillips, Florida (79 atts.) | 2008 |
| 2. | 75 | Joeseph Bulovas, Alabama (81 atts.) | 2018 |
| 3. | 72 | Joey Iijas, Florida (73 atts.) | 2007 |
| | 72 | Wes Byrum, Auburn (73 atts.) | 2010 |
| 5. | 71 | Bart Edmiston, Florida (71 atts.) | 1995 |
| 6. | 69 | Jeremy Shelley, Alabama (69 atts.) | 2012 |
| 7. | 67 | Taylor Bertolet, TAMU (74 atts.) | 2012 |
| | 67 | Marshall Morgan, Georgia (68 atts.) | 2014 |
| 9. | 66 | Cody Parker, Auburn (67 atts.) | 2013 |
| | 66 | Andre Baggett, Missouri (69 atts.) | 2013 |
| -- | 56 | Cade York (60 atts.) | 2019 |

THE LAST MEETING

LSU **24**
Arkansas **17**

November 10, 2018 • DWRRS • Fayetteville, Ark.

LSU Brings 'The Boot' Back to Louisiana

LSU built a 24-3 lead through three quarters and held off Arkansas in the closing minutes to keep "The Golden Boot" in Baton Rouge, 24-17, on a chilly Saturday night at Reynolds Razorback Stadium. LSU (8-2, 5-2 SEC) won its eighth game for the 19th-straight season. Arkansas, which scored its two touchdowns in the fourth quarter to make the game interesting, fell to 2-8 overall and 0-6 in SEC play. Despite several starters who weren't able to play or left the game with injuries, the Tigers dominated play for the better part of three quarters. Arkansas gained 125 of its 216 yards in the fourth quarter. Quarterback Joe Burrow completed 15-of-21 passes for 195 with a 40-yard touchdown to Justin Jefferson, who had a career effort with six grabs and 117 yards. Running back Nick Brossette (23 rushes, 90 yards) and Clyde Edwards-Helaire (17 rushes, 56 yards) scored touchdowns of 12 and 13 yards, respectively. LSU out-rushed Arkansas, 164-16. LSU held the ball for 35:47 and had a 359-216 advantage in total offense. The Tigers were 5-of-14 on third down, while holding Arkansas to 2-of-12. Safety Grant Delpit led LSU with six tackles, a sack and two pass breakups.

STATISTICAL COMPARISON (2019)

| Category | LSU | Arkansas | CONF. (FBS) RANKING | |
|-----------------------------|--------|----------|---------------------|----------|
| | | | LSU | Arkansas |
| Record: | 10-0 | 2-8 | | |
| Conference: | 6-0 | 0-6 | | |
| 3rd Down Conversion: | .516 | .341 | 2(4) | 12(110) |
| Opp. 3rd Down Conversion: | .322 | .459 | 5(20) | 14(116) |
| 4th Down Conversion | .500 | .438 | 4(70) | 9(94) |
| 4th Down Conversion Defense | .381 | .600 | 6(19) | 12(96) |
| Fewest Penalties | 59.0 | 47.0 | 4(49) | 1(13) |
| Fewest Penalty Yards | 589.0 | 392.0 | 11(82) | 1(11) |
| 1st Down Defense | 193.0 | 226.0 | 8(41) | 12(101) |
| 1st Down Offense | 276.0 | 184.0 | 1(4) | 12(105) |
| Kickoff Return Defense | 21.50 | 17.29 | 10(82) | 3(11) |
| Kickoff Returns | 18.92 | 18.31 | 9(93) | 11(104) |
| Net Punting | 37.83 | 37.09 | 10(74) | 12(90) |
| Passing Offense | 390.3 | 204.8 | 1(2) | 10(90) |
| Passing Yards Allowed | 237.0 | 221.3 | 11(78) | 9(59) |
| Punt Returns | 12.32 | 10.92 | 6(22) | 7(28) |
| Punt Return Defense | 16.00 | 4.50 | 12(126) | 2(26) |
| Red Zone Offense | .964 | .714 | 2(4) | 12(120) |
| Red Zone Defense | .750 | .854 | 3(20) | 13(84) |
| Rushing Defense | 130.8 | 225.4 | 4(33) | 14(123) |
| Rushing Offense | 165.7 | 148.7 | 7(60) | 11(84) |
| Sacks Allowed | 2.30 | 1.60 | 11(80) | 4(37) |
| Scoring Defense | 23.8 | 36.2 | 9(44) | 14(122) |
| Scoring Offense | 47.8 | 22.3 | 1(2) | 12(106) |
| Passing Efficiency | 195.74 | 102.39 | 2(3) | 13(125) |
| Passing Efficiency Defense | 122.46 | 151.12 | 9(36) | 13(115) |
| Sacks | 2.10 | 1.80 | 7(67) | 11(87) |
| Tackles for Loss | 6.1 | 5.1 | 4(56) | 11(99) |
| Time of Possession | 30.01 | 26.26 | 7(63) | 14(122) |
| Total Defense | 367.8 | 446.7 | 9(47) | 13(109) |
| Total Offense | 556.0 | 353.5 | 1(2) | 12(106) |
| Turnover Margin | 4 | -7 | 3(32) | 14(113) |
| Turnovers Gained | 15 | 14 | 7(56) | 9(68) |
| Turnovers Lost | 11 | 21 | 3(21) | 14(119) |

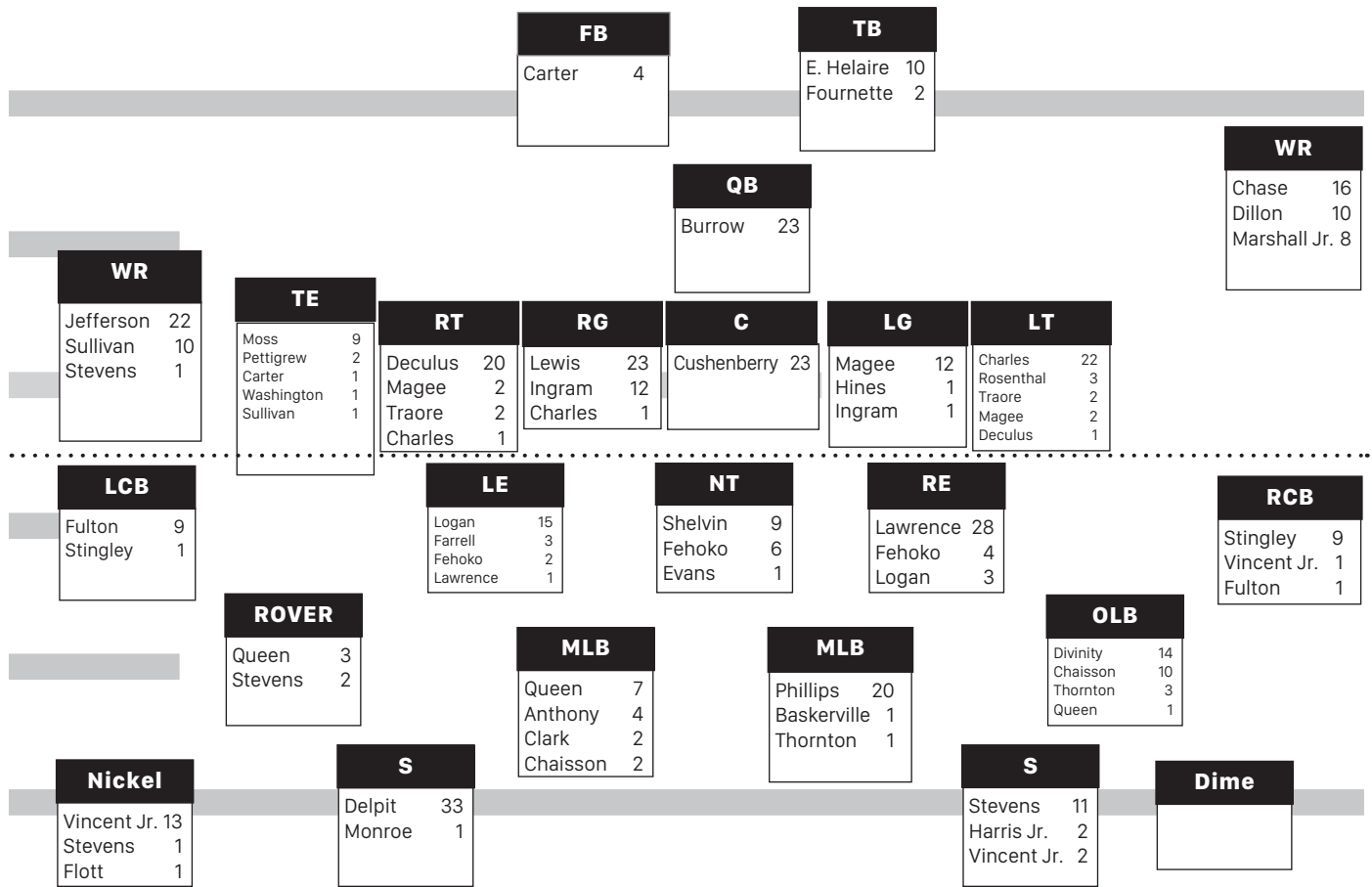
Series Notes: LSU and Arkansas will meet for the 65th time with LSU holding a 40-22-2 advantage in the series. LSU is currently enjoying a three game win streak against the Razorbacks dating back to 2016. LSU holds a 12-3-1 record against Arkansas while playing under the lights of Tiger Stadium. LSU has been ranked inside the Top-Three in the nation four times against the Razorbacks, winning all three match-ups. In 2003, No. 3 LSU defeated Arkansas 55-24 in route to the programs second National Championship. In 2005, No. 3 LSU once again came out victorious against Arkansas by a final score of 19-17. In 2007, No. 1 LSU defeated the Razorbacks 50-48 as the Tigers would go on to win a third national championship. The last time was in 2011 when top-ranked LSU defeated Arkansas by a final score of 41-17 on their way to winning the SEC Championship.

The Series: LSU Leads 40-22-2

| Year | Results | Rankings | Date (Site) |
|------|---------------|----------|--------------------------------|
| 1901 | LSU, 15-0 | NR/NR | Dec. 5 at Baton Rouge |
| 1906 | Tie, 6-6 | NR/NR | Nov. 29 at Baton Rouge |
| 1907 | LSU, 17-12 | NR/NR | Nov. 6 at Baton Rouge |
| 1908 | LSU, 36-4 | NR/NR | Nov. 26 at Little Rock |
| 1909 | UA, 16-0 | NR/NR | Nov. 13 at Memphis |
| 1910 | UA, 51-0 | NR/NR | Nov. 24 at Little Rock |
| 1911 | UA, 11-0 | NR/NR | Nov. 30 at Little Rock |
| 1912 | LSU, 7-6 | NR/NR | Nov. 16 at Little Rock |
| 1913 | LSU, 12-7 | NR/NR | Nov. 8 at Shreveport |
| 1914 | UA, 20-12 | NR/NR | Nov. 7 at Shreveport |
| 1915 | LSU, 13-7 | NR/NR | Nov. 5 at Shreveport |
| 1916 | LSU, 17-7 | NR/NR | Nov. 5 at Shreveport |
| 1917 | UA, 14-0 | NR/NR | Nov. 3 at Shreveport |
| 1919 | LSU, 20-0 | NR/NR | Oct. 25 at Shreveport |
| 1920 | LSU, 3-0 | NR/NR | Nov. 6 at Shreveport |
| 1921 | LSU, 10-7 | NR/NR | Nov. 5 at Shreveport |
| 1922 | UA, 40-6 | NR/NR | Oct. 28 at Shreveport |
| 1923 | UA, 26-13 | NR/NR | Oct. 27 at Shreveport |
| 1924 | UA, 10-7 | NR/NR | Nov. 1 at Shreveport |
| 1925 | UA, 12-0 | NR/NR | Oct. 31 at Shreveport |
| 1926 | LSU, 14-0 | NR/NR | Nov. 6 at Shreveport |
| 1927 | UA, 28-0 | NR/NR | Oct. 29 at Shreveport |
| 1928 | UA, 7-0 | NR/NR | Nov. 3 at Shreveport |
| 1929 | UA, 32-0 | NR/NR | Nov. 2 at Shreveport |
| 1930 | LSU, 27-12 | NR/NR | Nov. 1 at Shreveport |
| 1931 | LSU, 13-6 | NR/NR | Oct. 24 at Shreveport |
| 1932 | LSU, 14-0 | NR/NR | Oct. 22 at Shreveport |
| 1933 | LSU, 20-0 | NR/NR | Oct. 21 at Shreveport |
| 1934 | LSU, 16-0 | NR/NR | Oct. 20 at Shreveport |
| 1935 | LSU, 13-7 | NR/NR | Oct. 19 at Shreveport |
| 1936 | LSU, 19-7 | #13/NR | Oct. 24 at Shreveport |
| 1947 | Tie, 0-0 | NR/NR | Jan. 1 at Dallas (Cotton Bowl) |
| 1953 | LSU, 9-8 | NR/NR | Nov. 21 at Little Rock |
| 1954 | LSU, 7-6 | NR/#9 | Nov. 20 at Shreveport |
| 1955 | LSU, 13-7 | NR/NR | Nov. 19 at Little Rock |
| 1956 | LSU, 21-7 | NR/NR | Nov. 24 at Shreveport |
| 1966 | LSU, 14-7 | NR/#2 | Jan. 1 at Dallas (Cotton Bowl) |
| 1992 | UA, 30-6 | NR/NR | Nov. 27 at Fayetteville |
| 1993 | UA, 42-24 | NR/NR | Nov. 27 at Baton Rouge |
| 1994 | LSU, 30-12 | NR/NR | Nov. 26 at Little Rock |
| 1995 | LSU, 28-0 | NR/#14 | Nov. 18 at Baton Rouge |
| 1996 | LSU, 17-7 | #19/NR | Nov. 29 at Little Rock |
| 1997 | LSU, 31-21 | #17/NR | Nov. 28 at Baton Rouge |
| 1998 | UA, 41-14 | NR/#13 | Nov. 27 at Little Rock |
| 1999 | LSU, 35-10 | NR/#17 | Nov. 26 at Baton Rouge |
| 2000 | UA, 14-3 | #24/NR | Nov. 24 at Little Rock |
| 2001 | LSU, 41-38 | NR/#24 | Nov. 23 at Baton Rouge |
| 2002 | UA, 21-20 | #18/NR | Nov. 29 at Little Rock |
| 2003 | LSU, 55-24 | #3/NR | Nov. 28 at Baton Rouge |
| 2004 | LSU, 43-14 | #14/NR | Nov. 26 at Little Rock |
| 2005 | LSU, 19-17 | #3/NR | Nov. 25 at Baton Rouge |
| 2006 | LSU, 31-26 | #9/#5 | Nov. 24 at Little Rock |
| 2007 | UA, 50-48 3ot | #1/NR | Nov. 23 at Ba. Rouge |
| 2008 | UA, 31-30 | NR/NR | Nov. 28 at Little Rock |
| 2009 | LSU, 33-30 OT | #17/NR | Nov. 28 at Ba. Rouge |
| 2010 | UA, 31-23 | #6/#13 | Nov. 27 at Little Rock |
| 2011 | LSU, 41-17 | #1/#3 | Nov. 25 at Baton Rouge |
| 2012 | LSU, 20-13 | #8/NR | Nov. 23 at Fayetteville |
| 2013 | LSU, 31-27 | #15/NR | Nov. 29 at Baton Rouge |
| 2014 | UA, 17-0 | #20/NR | Nov. 15 at Fayetteville |
| 2015 | UA, 31-14 | #9/NR | Nov. 14 at Baton Rouge |
| 2016 | LSU, 38-10 | #19/NR | Nov. 12 at Fayetteville |
| 2017 | LSU, 33-10 | NR/NR | Nov. 11 at Baton Rouge |
| 2018 | LSU, 24-17 | #9/NR | Nov. 10 at Fayetteville |

At Baton Rouge: LSU leads 12-3-1
At Fayetteville: LSU leads 3-2
At Little Rock: LSU leads 8-7
At Shreveport: LSU leads 16-9
At Other Neutral Sites: Tied 1-1-1
Ed Orgeron vs. Arkansas: 3-3

LSU GAME-BY-GAME STARTERS



(Games Played/Starts) '16 '17 '18 '19 Total Consecutive Starts

| | | | | | | |
|---------------------------|-----|-------|-------|-------|-------|----|
| Andre Anthony, LB | -- | -- | 13/3 | 6/2 | 19/5 | - |
| Avery Atkins, PK | -- | -- | 13/0 | 10/0 | 23/0 | - |
| Micah Baskerville, LB | -- | -- | 8/1 | 8/0 | 16/1 | - |
| Anthony Bradford, OL | -- | -- | -- | 2/0 | 2/0 | - |
| Myles Brennan, QB | -- | 6/0 | 1/0 | 6/0 | 13/0 | - |
| Marcel Brooks, S | -- | -- | -- | 7/0 | 7/0 | - |
| Colby Brunet, WR | -- | -- | 9/0 | 5/0 | 14/0 | - |
| Joe Burrow, QB | -- | -- | 13/13 | 10/10 | 23/23 | 23 |
| Donavaughn Campbell, OL | 4/0 | 1/0 | 3/1 | 4/0 | 12/1 | - |
| Tory Carter, FB | -- | 12/1 | 12/4 | 8/0 | 32/5 | - |
| Ja'Marr Chase, WR | -- | -- | 13/7 | 9/9 | 22/16 | 7 |
| K'Lavon Chaisson, LB | -- | 12/3 | 1/1 | 7/7 | 20/11 | 6 |
| Saahdiq Charles, OL | -- | 13/9 | 10/10 | 5/5 | 28/24 | - |
| Damone Clark, LB | -- | -- | 13/0 | 10/2 | 23/2 | - |
| Jarell Cherry, LB | -- | -- | 1/0 | 3/0 | 4/0 | - |
| Lloyd Cole, CB | -- | -- | -- | 10/0 | 10/0 | - |
| Cade Comeaux, DB | -- | -- | -- | 1/0 | 1/0 | - |
| Davin Cotton, DT | -- | -- | 2/0 | -- | 2/0 | - |
| Chris Curry, RB | -- | -- | 4/0 | 9/0 | 13/0 | - |
| Lloyd Cushenberry II, C | -- | 11/0 | 13/13 | 10/10 | 34/23 | 23 |
| Tyrion Davis-Price, RB | -- | -- | -- | 10/0 | 10/0 | - |
| Austin Deculus, OL | -- | 13/0 | 13/12 | 9/9 | 35/21 | - |
| Grant Delpit, S | -- | 13/10 | 13/13 | 9/9 | 35/32 | 24 |
| Derrick Dillon, WR | 8/0 | 13/3 | 13/5 | 9/3 | 43/11 | - |
| Michael Divinity Jr., LB | 9/0 | 11/1 | 12/11 | 5/3 | 37/15 | - |
| Clyde Edwards-Helaire, RB | -- | 13/0 | 13/0 | 10/10 | 36/10 | 10 |
| John Emery Jr., RB | -- | -- | -- | 7/0 | 7/0 | - |
| Joseph Evans, DL | -- | -- | -- | 3/1 | 3/1 | - |
| Neil Farrell Jr., DE | -- | 5/0 | 10/0 | 10/3 | 25/3 | - |
| Breiden Fehoko, DL | -- | -- | 8/8 | 10/4 | 18/12 | - |
| Blake Ferguson, SNP | 2/0 | 13/0 | 13/0 | 10/0 | 38/0 | - |
| Cordale Flott, CB | -- | -- | -- | 9/0 | 9/0 | 1 |
| Lanard Fournette, RB | 3/0 | 5/0 | 13/2 | 4/0 | 25/2 | - |
| Soni Fonua | -- | -- | -- | 1/0 | 1/0 | - |
| Evan Francioni, WR | -- | -- | -- | 3/0 | 3/0 | - |
| Kristian Fulton, DB | 3/0 | -- | 10/10 | 10/10 | 23/20 | 10 |
| Maurice Hampton Jr., S | -- | -- | -- | 8/0 | 8/0 | - |
| Todd Harris Jr., S | -- | 13/0 | 11/1 | 3/1 | 27/2 | - |
| Chasen Hines, OL | -- | -- | 8/1 | 7/0 | 15/1 | - |
| Brandon Hubicz, TE | -- | -- | -- | 2/0 | 2/0 | - |
| Siaki Ika, DT | -- | -- | -- | 7/0 | 7/0 | - |
| Ed Ingram, OG | -- | 13/12 | -- | 6/0 | 19/13 | 1 |
| Justin Jefferson, WR | -- | 6/0 | 13/12 | 10/10 | 29/22 | 15 |
| Jaray Jenkins, WR | -- | -- | -- | 4/0 | 4/0 | - |
| Nelson Jenkins, DT | -- | -- | 1/0 | -- | 1/0 | - |

(Games Played/Starts) '16 '17 '18 '19 Total Consecutive Starts

| | | | | | | |
|-----------------------|-----|-------|-------|-------|-------|----|
| Raydarius Jones, CB | -- | -- | -- | 4/0 | 4/0 | - |
| Kenan Jones, WR | -- | -- | 13/0 | 2/0 | 15/0 | - |
| Jontre Kirklin, CB | -- | 12/0 | 12/0 | 9/0 | 33/0 | - |
| Rashard Lawrence, DE | 9/0 | 10/10 | 13/13 | 7/6 | 39/29 | 4 |
| Devonta Lee, WR | -- | -- | -- | 9/0 | 9/0 | - |
| Cameron Lewis, S | -- | 2/0 | 3/0 | 10/0 | 15/0 | - |
| Damien Lewis, OG | -- | -- | 13/13 | 10/10 | 23/23 | 23 |
| Glen Logan, DE | -- | 12/2 | 13/10 | 7/6 | 32/18 | 4 |
| Adrian Magee, OG | 3/0 | 12/1 | 10/4 | 10/10 | 34/15 | 10 |
| Racey McMath, WR | -- | 2/0 | 12/0 | 9/0 | 23/0 | - |
| Wesley McKoy, WR | -- | -- | 1/0 | -- | 1/0 | - |
| Aaron Moffitt, TE | -- | -- | -- | 9/0 | 9/0 | - |
| Eric Monroe, DB | 1/0 | 13/1 | 4/0 | 9/0 | 27/1 | - |
| Derian Moore, S | -- | -- | -- | 1/0 | 1/0 | - |
| Travez Moore, LB | -- | -- | 3/0 | 2/0 | 5/0 | - |
| Thaddeus Moss, TE | -- | -- | -- | 9/9 | 9/9 | 7 |
| Manny Netherly, DB | -- | 1/0 | 11/0 | -- | 12/0 | - |
| Trey Palmer, WR | -- | -- | -- | 6/0 | 6/0 | - |
| Jamal Pettigrew, TE | -- | 13/2 | -- | 10/0 | 23/2 | - |
| Jacob Phillips, LB | -- | 12/0 | 12/11 | 10/10 | 34/21 | 10 |
| Tae Provens, RB | -- | -- | 2/0 | -- | 2/0 | - |
| Patrick Queen, LB | -- | 12/0 | 13/4 | 9/6 | 34/10 | 8 |
| Dare Rosenthal, OT | -- | -- | -- | 3/2 | 3/2 | - |
| Jakori Savage, OL | -- | 11/0 | 7/0 | 8/0 | 26/0 | - |
| Tyler Shelvin, DT | -- | -- | 6/0 | 10/9 | 16/9 | 7 |
| Quentin Skinner, LS | -- | -- | -- | 1/0 | 1/0 | - |
| Jared Small, LB | -- | -- | 4/0 | 3/0 | 7/0 | - |
| Carlton Smith, LB | -- | -- | -- | 5/0 | 5/0 | - |
| Donte Starks, LB | -- | -- | -- | 3/0 | 3/0 | - |
| JaCoby Stevens, S | -- | 6/1 | 11/4 | 10/10 | 27/15 | 15 |
| Derek Singley Jr., CB | -- | -- | -- | 9/9 | 9/9 | 10 |
| Stephen Sullivan, WR | 8/0 | 13/8 | 13/1 | 9/2 | 43/11 | - |
| Justin Thomas, DE | -- | 2/0 | 5/0 | 5/1 | 12/1 | - |
| Ray Thornton, LB | -- | 6/2 | 12/2 | 9/0 | 27/4 | - |
| Badara Traore, OT | -- | -- | 13/2 | 8/2 | 21/4 | 1 |
| Charles Turner, OL | -- | -- | -- | 2/0 | 2/0 | - |
| Kary Vincent Jr., CB | -- | 11/3 | 13/7 | 10/6 | 34/16 | - |
| Zach Von Rosenberg, P | -- | 11/0 | 13/0 | 9/0 | 33/0 | - |
| Jay Ward, CB | -- | -- | -- | 8/0 | 8/0 | - |
| Cameron Wire, OT | -- | -- | -- | 2/0 | 2/0 | - |
| Cade York, K | -- | -- | -- | 10/0 | 10/0 | - |

LSU'S 20-YARD PLAYS

Play Breakdown

| | |
|------------|----|
| Pass..... | 57 |
| Rush..... | 11 |
| TOTAL..... | 68 |

BY GAME

| | |
|----------------------------|----|
| vs. Georgia Southern | 3 |
| at Texas | 9 |
| vs. Northwestern St. | 8 |
| at Vanderbilt | 12 |
| vs. Utah State | 6 |
| vs. Florida..... | 7 |
| at Mississippi State | 4 |
| vs. Auburn | 6 |
| at Alabama..... | 5 |
| at Ole Miss | 8 |
| vs. Arkansas | 0 |
| vs. Texas A&M..... | 0 |
| TOTAL..... | 68 |

BY QUARTER

| | |
|---------------|----|
| 1st | 22 |
| 2nd | 21 |
| 3rd | 17 |
| 4th | 10 |
| Overtime..... | 0 |

RUSHING

| | |
|-----------------------------|---|
| Clyde Edwards-Helaire | 8 |
| Tyrion Davis-Price..... | 1 |
| John Emery Jr..... | 1 |
| Joe Burrow | 1 |

PASSING

| | |
|--------------------|----|
| Joe Burrow | 54 |
| Myles Brennan..... | 3 |

RECEIVING

| | |
|------------------------|----|
| Ja'Marr Chase | 21 |
| Justin Jefferson | 13 |
| Terrace Marshall..... | 8 |
| Thaddeus Moss | 5 |
| Racey McMath | 3 |
| Derrick Dillon..... | 3 |
| Jontre Kirklin | 1 |
| Jaray Jenkins | 1 |
| Devonta Lee | 1 |
| Stephen Sullivan | 1 |

20-Plus Yard Touchdowns

| | |
|-----------------------------|----|
| Ja'Marr Chase | 10 |
| Justin Jefferson | 3 |
| Clyde Edwards-Helaire | 2 |
| Terrace Marshall..... | 2 |
| Tyrion Davis-Price..... | 1 |
| Racey McMath | 1 |
| Derrick Dillon..... | 1 |

20-Plus Yards Plays of 2019

| Yards | Type | Player | Opp. | Qtr. |
|-------|------|--|------|------|
| 65 | Pass | Jontre Kirklin from Joe Burrow | NSU | 3 |
| 64 | Pass | Ja'Marr Chase from Joe Burrow* | VU | 1 |
| 61 | Pass | Ja'Marr Chase from Joe Burrow* | MISS | 4 |
| 61 | Pass | Justin Jefferson from Joe Burrow* | UT | 4 |
| 60 | Pass | Racey McMath from Joe Burrow* | MSU | 2 |
| 57 | Rush | Clyde Edwards-Helaire for a first down | UF | 1 |
| 54 | Pass | Ja'Marr Chase from Joe Burrow* | UF | 4 |
| 51 | Pass | Ja'Marr Chase from Joe Burrow* | MISS | 2 |
| 51 | Pass | Ja'Marr Chase from Joe Burrow* | VU | 2 |
| 49 | Rush | Clyde Edwards-Helaire for a TD* | MISS | 4 |
| 48 | Pass | Justin Jefferson from Joe Burrow | MISS | 3 |
| 48 | Pass | Justin Jefferson from Joe Burrow | NSU | 3 |
| 46 | Rush | Clyde Edwards-Helaire for a First Down | VU | 1 |
| 45 | Pass | Ja'Marr Chase from Joe Burrow | AU | 3 |
| 44 | Pass | Justin Jefferson from Joe Burrow | GS | 1 |
| 44 | Pass | Thaddeus Moss from Joe Burrow | GS | 2 |
| 41 | Pass | Ja'Marr Chase from Joe Burrow | UT | 3 |
| 39 | Rush | Clyde Edwards-Helaire for a TD* | UF | 2 |
| 39 | Pass | Justin Jefferson from Joe Burrow* | USU | 3 |
| 38 | Pass | Justin Jefferson from Joe Burrow | USU | 1 |
| 38 | Pass | Terrace Marshall from Joe Burrow | UT | 1 |
| 37 | Pass | Justin Jefferson from Joe Burrow | USU | 2 |
| 37 | Pass | Derrick Dillon from Joe Burrow* | MSU | 3 |
| 36 | Pass | Justin Jefferson from Joe Burrow | UF | 2 |
| 35 | Pass | Ja'Marr Chase from Joe Burrow | UA | 2 |
| 35 | Pass | Jaray Jenkins from Myles Brennan | NSU | 4 |
| 34 | Pass | Ja'Marr Chase from Joe Burrow* | MISS | 1 |
| 33 | Pass | Ja'Marr Chase from Joe Burrow* | UA | 1 |
| 33 | Rush | Tyrion Davis-Price for a TD* | UF | 3 |
| 32 | Pass | Racey McMath from Joe Burrow | MISS | 2 |
| 32 | Pass | Derrick Dillon from Joe Burrow | GS | 3 |
| 30 | Pass | Stephen Sullivan from Joe Burrow | VU | 2 |
| 29 | Pass | Ja'Marr Chase from Joe Burrow | UA | 4 |
| 29 | Pass | Terrace Marshall from Joe Burrow* | UA | 1 |
| 29 | Pass | Terrace Marshall from Joe Burrow | VU | 1 |
| 28 | Pass | Ja'Marr Chase from Joe Burrow | VU | 2 |
| 28 | Pass | Devonta Lee from Myles Brennan | NSU | 4 |
| 28 | Pass | Justin Jefferson from Joe Burrow | NSU | 2 |
| 27 | Pass | Ja'Marr Chase from Joe Burrow | AU | 1 |
| 26 | Rush | Clyde Edwards-Helaire for a first down | AU | 4 |
| 26 | Pass | Derrick Dillon from Joe Burrow | NSU | 2 |
| 26 | Pass | Ja'Marr Chase from Joe Burrow* | UT | 3 |
| 26 | Pass | Terrace Marshall from Joe Burrow | UT | 3 |
| 25 | Pass | Thaddeus Moss from Joe Burrow | UF | 2 |
| 25 | Pass | Ja'Marr Chase from Joe Burrow* | USU | 2 |
| 25 | Rush | Clyde Edwards-Helaire for a First Down | VU | 3 |
| 25 | Pass | Ja'Marr Chase from Joe Burrow* | VU | 1 |
| 24 | Pass | Thaddeus Moss from Joe Burrow | MSU | 1 |
| 24 | Run | Clyde Edwards-Helaire for a First Down | UT | 2 |
| 23 | Pass | Thaddeus Moss from Joe Burrow | MISS | 1 |
| 23 | Pass | Ja'Marr Chase from Joe Burrow | UA | 1 |
| 23 | Pass | Justin Jefferson from Joe Burrow | UF | 1 |
| 23 | Pass | Terrace Marshall from Joe Burrow | UT | 2 |
| 22 | Pass | Ja'Marr Chase from Joe Burrow | MISS | 2 |
| 22 | Rush | Clyde Edwards-Helaire for a first down | AU | 3 |
| 22 | Pass | Thaddeus Moss from Joe Burrow | MSU | 1 |
| 21 | Pass | Justin Jefferson from Joe Burrow | AU | 3 |
| 21 | Rush | Joe Burrow for a first down | USU | 1 |
| 21 | Rush | John Emery Jr. for a First Down | VU | 4 |
| 21 | Pass | Terrace Marshall from Joe Burrow | NSU | 1 |
| 21 | Pass | Justin Jefferson from Joe Burrow | NSU | 2 |
| 21 | Pass | Justin Jefferson from Joe Burrow* | UT | 2 |
| 20 | Pass | Terrace Marshall from Joe Burrow* | AU | 1 |
| 20 | Pass | Ja'Marr Chase from Joe Burrow | USU | 3 |
| 20 | Pass | Racey McMath from Myles Brennan | VU | 4 |
| 20 | Pass | Terrace Marshall from Joe Burrow | VU | 1 |
| 20 | Pass | Ja'Marr Chase from Joe Burrow | VU | 1 |
| 20 | Pass | Ja'Marr Chase from Joe Burrow | UT | 2 |

*Denotes play resulted in touchdown.

LSU TEAM GAME HIGHS

| | | |
|------------------|------|-------------------------------------|
| Rushes | 51 | vs Utah St. (Oct 05, 2019) |
| Yards Rushing | 248 | vs Utah St. (Oct 05, 2019) |
| Yards Per Rush | 9.1 | vs Florida (Oct 12, 2019) |
| TD Rushes | 6 | vs Northwestern St. (Sep 14, 2019) |
| Pass attempts | 42 | vs Auburn (Oct 26, 2019) |
| | | at Ole Miss (Nov 16, 2019) |
| Pass completions | 32 | vs Auburn (Oct 26, 2019) |
| | | at Ole Miss (Nov 16, 2019) |
| Yards Passing | 489 | at Ole Miss (Nov 16, 2019) |
| Yards Per Pass | 14.8 | vs Northwestern St. (Sep 14, 2019) |
| TD Passes | 6 | at Vanderbilt (Sep 21, 2019) |
| Total Plays | 90 | vs Utah St. (Oct 05, 2019) |
| Total Offense | 714 | at Ole Miss (Nov 16, 2019) |
| Yards Per Play | 10.6 | vs Florida (Oct 12, 2019) |
| Points | 66 | at Vanderbilt (Sep 21, 2019) |
| Sacks By | 5 | at Texas (Sep 07, 2019) |
| First Downs | 35 | at Ole Miss (Nov 16, 2019) |
| Penalties | 12 | vs Auburn (Oct 26, 2019) |
| Penalty Yards | 118 | vs Auburn (Oct 26, 2019) |
| Turnovers | 2 | at Vanderbilt (Sep 21, 2019) |
| | | vs Utah St. (Oct 05, 2019) |
| | | vs Auburn (Oct 26, 2019) |
| | | at Ole Miss (Nov 16, 2019) |
| Interceptions By | 3 | vs Utah St. (Oct 05, 2019) |
| Punts | 6 | vs Auburn (Oct 26, 2019) |
| Punting Avg | 51.7 | vs Georgia Southern (Aug 31, 2019) |
| Long Punt | 57 | at Mississippi State (Oct 19, 2019) |
| Punts inside 20 | 3 | vs Georgia Southern (Aug 31, 2019) |
| Long Punt Return | 54 | vs Northwestern St. (Sep 14, 2019) |

OPPONENT TEAM GAME HIGHS

| | | |
|------------------|------|-------------------------------------|
| Rushes | 44 | at Ole Miss (Nov 16, 2019) |
| Yards Rushing | 402 | at Ole Miss (Nov 16, 2019) |
| Yards Per Rush | 9.1 | at Ole Miss (Nov 16, 2019) |
| TD Rushes | 4 | at Ole Miss (Nov 16, 2019) |
| Pass attempts | 48 | at Texas (Sep 07, 2019) |
| Pass completions | 32 | at Texas (Sep 07, 2019) |
| Yards Passing | 418 | at Texas (Sep 07, 2019) |
| Yards Per Pass | 10.4 | at Alabama (Nov 09, 2019) |
| TD Passes | 4 | at Texas (Sep 07, 2019) |
| | | vs Florida (Oct 12, 2019) |
| | | at Alabama (Nov 09, 2019) |
| Total Plays | 85 | at Texas (Sep 07, 2019) |
| Total Offense | 614 | at Ole Miss (Nov 16, 2019) |
| Yards Per Play | 8.6 | at Ole Miss (Nov 16, 2019) |
| Points | 41 | at Alabama (Nov 09, 2019) |
| Sacks By | 5 | at Alabama (Nov 09, 2019) |
| First Downs | 30 | at Alabama (Nov 09, 2019) |
| Penalties | 15 | vs Auburn (Oct 26, 2019) |
| Penalty Yards | 109 | at Mississippi State (Oct 19, 2019) |
| Turnovers | 3 | vs Utah St. (Oct 05, 2019) |
| | | at Mississippi State (Oct 19, 2019) |
| Interceptions By | 2 | at Ole Miss (Nov 16, 2019) |
| Punts | 10 | vs Auburn (Oct 26, 2019) |
| Punting Avg | 48.7 | at Alabama (Nov 09, 2019) |
| Long Punt | 74 | vs Georgia Southern (Aug 31, 2019) |
| Punts inside 20 | 3 | vs Auburn (Oct 26, 2019) |
| Long Punt Return | 77 | at Alabama (Nov 09, 2019) |

LSU INDIVIDUAL GAME HIGHS

| | | |
|---------------------|------|---|
| Rushes | 26 | Clyde Edwards-Helaire vs Auburn (Oct 26, 2019) |
| Yards Rushing | 172 | Clyde Edwards-Helaire at Ole Miss (Nov 16, 2019) |
| TD Rushes | 3 | Clyde Edwards-Helaire at Alabama (Nov 09, 2019) |
| Long Rush | 57 | Clyde Edwards-Helaire vs Florida (Oct 12, 2019) |
| Pass attempts | 42 | Joe Burrow vs Auburn (Oct 26, 2019) |
| | | Joe Burrow at Ole Miss (Nov 16, 2019) |
| Pass completions | 32 | Joe Burrow vs Auburn (Oct 26, 2019) |
| | | Joe Burrow at Ole Miss (Nov 16, 2019) |
| Yards Passing | 489 | Joe Burrow at Ole Miss (Nov 16, 2019) |
| TD Passes | 6 | Joe Burrow at Vanderbilt (Sep 21, 2019) |
| Long Pass | 65 | Joe Burrow vs Northwestern St. (Sep 14, 2019) |
| Receptions | 10 | Ja'Marr Chase at Vanderbilt (Sep 21, 2019) |
| | | Justin Jefferson vs Florida (Oct 12, 2019) |
| Yards Receiving | 229 | Ja'Marr Chase at Vanderbilt (Sep 21, 2019) |
| TD Receptions | 4 | Ja'Marr Chase at Vanderbilt (Sep 21, 2019) |
| Long Reception | 65 | Jontre Kirklın vs Northwestern St. (Sep 14, 2019) |
| Field Goals | 3 | Cade York at Texas (Sep 07, 2019) |
| | | Cade York at Mississippi State (Oct 19, 2019) |
| | | Cade York at Ole Miss (Nov 16, 2019) |
| Long Field Goal | 52 | Cade York at Ole Miss (Nov 16, 2019) |
| Punts | 6 | Z.Von Rosenberg vs Auburn (Oct 26, 2019) |
| Punting Avg | 51.7 | Z.Von Rosenberg vs Georgia Southern (Aug 31, 2019) |
| Long Punt | 57 | Z.Von Rosenberg at Mississippi State (Oct 19, 2019) |
| Punts inside 20 | 3 | Z.Von Rosenberg vs Georgia Southern (Aug 31, 2019) |
| Long Punt Return | 54 | Trey Palmer vs Northwestern St. (Sep 14, 2019) |
| Long Kickoff Return | 46 | Micah Baskerville at Vanderbilt (Sep 21, 2019) |
| Tackles | 11 | Grant Delpit at Mississippi State (Oct 19, 2019) |
| | | Jacob Phillips at Ole Miss (Nov 16, 2019) |
| Sacks | 1.5 | Damone Clark at Vanderbilt (Sep 21, 2019) |
| Tackles For Loss | 3.5 | K'Lavon Chaisson at Alabama (Nov 09, 2019) |
| Interceptions | 1 | JaCoby Stevens at Vanderbilt (Sep 21, 2019) |
| | | Derek Stingley at Vanderbilt (Sep 21, 2019) |
| | | Kary Vincent vs Utah St. (Oct 05, 2019) |
| | | Grant Delpit vs Utah St. (Oct 05, 2019) |
| | | Derek Stingley vs Utah St. (Oct 05, 2019) |
| | | Derek Stingley vs Florida (Oct 12, 2019) |
| | | Kristian Fulton at Mississippi State (Oct 19, 2019) |
| | | JaCoby Stevens at Mississippi State (Oct 19, 2019) |
| | | Derek Stingley vs Auburn (Oct 26, 2019) |
| | | Patrick Queen at Alabama (Nov 09, 2019) |
| | | Kary Vincent at Ole Miss (Nov 16, 2019) |

OPPONENT INDIVIDUAL GAME HIGHS

| | | |
|---------------------|------|---|
| Rushes | 21 | John Rhys Plumlee at Ole Miss (Nov. 16, 2019) |
| Yards Rushing | 212 | John Rhys Plumlee at Ole Miss (Nov. 16, 2019) |
| TD Rushes | 4 | John Rhys Plumlee at Ole Miss (Nov. 16, 2019) |
| Long Rush | 70 | D.J.. Williams, vs Auburn (Oct 26, 2019) |
| Pass attempts | 47 | Sam Ehlinger, at Texas (Sep 07, 2019) |
| Pass completions | 31 | Sam Ehlinger, at Texas (Sep 07, 2019) |
| Yards Passing | 418 | Tua Tagovailoa, at Alabama (Nov. 9 2019) |
| TD Passes | 4 | Sam Ehlinger, at Texas (Sep 07, 2019) |
| | | Tua Tagovailoa, at Alabama (Nov. 9 2019) |
| Long Pass | 85 | Tua Tagovailoa, at Alabama (Nov. 9 2019) |
| Receptions | 12 | Devin Duvernay, at Texas (Sep 07, 2019) |
| Yards Receiving | 213 | DeVonta Smith, at Alabama (Nov. 9 2019) |
| TD Receptions | 2 | Devin Duvernay, at Texas (Sep 07, 2019) |
| | | Van Jefferson, vs. Florida (Oct. 12, 2019) |
| | | DeVonta Smith, at Alabama (Nov. 9 2019) |
| Long Reception | 85 | DeVonta Smith, at Alabama (Nov. 9 2019) |
| Field Goals | 2 | Dominik Eberle, vs Utah State (Oct. 05 2019) |
| | | Anders Carlson, vs Auburn (Oct 26, 2019) |
| Long Field Goal | 47 | Tyler Bass, vs Georgia Southern (Aug 31, 2019) |
| | | Cameron Dicker, at Texas (Sep 07, 2019) |
| | | Dominik Eberle, vs Utah State (Oct. 05 2019) |
| Punts | 10 | Arryn Siposs, vs Auburn (Oct 26, 2019) |
| Punting Avg | 48.7 | Ty Perine, at Alabama (Nov. 9 2019) |
| Long Punt | 74 | Anthony Beck II, vs Georgia Southern (Aug 31, 2019) |
| Punts inside 20 | 3 | Arryn Siposs, vs Auburn (Oct 26, 2019) |
| Long Punt Return | 77 | Jaylen Waddle, at Alabama (Nov. 9 2019) |
| Long Kickoff Return | 32 | Noah Igbınoghene, vs Auburn (Oct 26, 2019) |
| Tackles | 16 | Rashad Byrd, vs Georgia Southern (Aug 31, 2019) |
| | | David Woodward, vs Utah State (Oct. 05 2019) |
| Sacks | 2.0 | B.J. Foster, at Texas (Sep 07, 2019) |
| | | Xavier McKinney, at Alabama (Nov. 9 2019) |
| | | Anfernee Jennings, at Alabama (Nov. 9 2019) |
| Tackles For Loss | 3.5 | Rashad Byrd, vs Georgia Southern (Aug 31, 2019) |
| Interceptions | 1 | Joseph Ossai, at Texas (Sep 07, 2019) |
| | | Dylan Wilson, vs Northwestern St. (Sep 14, 2019) |
| | | Randall Haynie, at Vanderbilt (Sep 21, 2019) |
| | | Cameron Haney, vs. Utah State (Oct. 05, 2019) |
| | | Roger McCreary, vs. Auburn (Oct 26, 2019) |
| | | Deantre Price, at Ole Miss (Nov. 16, 2019) |
| | | Keidron Smith, at Ole Miss (Nov. 16, 2019) |

DRIVE SUPERLATIVES

| | | |
|-----------------------|---|---|
| Longest Drive | LSU | Opponents |
| No. of Plays | 17 vs. Ole Miss (11/16/19) results in a FG | 19 vs. Texas (9/7/19) results in Touchdown |
| By No. of Yards | 99 vs. Utah State (10/5/19) results in a TD | 90 vs. Alabama (11/9/19) results in Touchdown |
| By Time of Possession | 6:42 vs. Utah State (10/5/19) results in a TD | 7:17 vs. Texas (9/7/19) results in Touchdown |
| Shortest Drive | LSU | Opponents |
| By No. of Plays | 0 vs. Northwestern St., Vanderbilt, and Auburn | 0 vs. Vanderbilt (9/21/19) results in a TD |
| By No. of Yards | -10 vs. Vanderbilt (9/21/19) results in Halftime | -21 vs. Florida (10/12/19) results in a Punt |
| By Time of Possession | 0:00 vs. Northwestern St., Vanderbilt, and Auburn | 0:00 vs. Vanderbilt and Alabama |

SCORING DRIVE BREAKDOWN

| Yardage | LSU | | Opponent | |
|---------------|-----------|-----------|-----------|----------|
| | TD | FG | TD | FG |
| No. Drive | 2 | - | 2 | - |
| Neg. Yards | - | - | - | 1 |
| 0-9 | 1 | 1 | 0 | - |
| 10-19 | 1 | 2 | - | - |
| 20-29 | 2 | - | 1 | - |
| 30-39 | 3 | 1 | 1 | 1 |
| 40-49 | 3 | 3 | 1 | 3 |
| 50-59 | 7 | 5 | - | 1 |
| 60-69 | 11 | 3 | 1 | - |
| 70-79 | 22 | 2 | 19 | 1 |
| 80-89 | 7 | 1 | 2 | - |
| 90-99 | 3 | - | 3 | - |
| TOTALS | 62 | 18 | 31 | 7 |

GAME-OPENING DRIVES

| | LSU | | | Opponent | | |
|----------------------|-----------|-----------|------------|-----------|-----------|------------|
| | PTS | 1STS | YDS | PTS | 1STS | YDS |
| Georgia Southern | 7 | 3 | 75 | 0 | 0 | 4 |
| at Texas | 3 | 3 | 71 | 0 | 1 | 27 |
| Northwestern State | 3 | 4 | 57 | 0 | 3 | 40 |
| at Vanderbilt | 7 | 2 | 75 | 7 | 3 | 75 |
| Utah State | 7 | 5 | 75 | 0 | 3 | 24 |
| Florida | 0 | 2 | 49 | 3 | 0 | -1 |
| at Mississippi State | 3 | 3 | 42 | 0 | 1 | 20 |
| Auburn | 0 | 0 | 7 | 0 | 1 | 13 |
| at Alabama | 7 | 4 | 92 | 0 | 3 | 63 |
| at Ole Miss | 7 | 4 | 75 | 0 | 2 | 54 |
| Arkansas | - | - | - | - | - | - |
| Texas A&M | - | - | - | - | - | - |
| TOTALS | 44 | 30 | 618 | 10 | 17 | 319 |

LSU DRIVE CHARTS

GEORGIA SOUTHERN

| QTR | TIME | START | PL-YDS | TOP | RESULT |
|-----|-------|--------|---------|------|--------|
| 1 | 15:00 | LSU 25 | 6 - 75 | 2:24 | TD |
| 1 | 10:23 | GS 34 | 6 - 34 | 2:13 | TD |
| 1 | 6:59 | LSU 48 | 10 - 52 | 3:50 | TD |
| 1 | 0:10 | GS 26 | 5 - 26 | 2:00 | TD |
| 2 | 11:17 | GS 25 | 4 - 25 | 1:19 | TD |
| 2 | 5:13 | LSU 25 | 3 - 5 | 1:08 | Punt |
| 2 | 2:14 | LSU 20 | 5 - 80 | 1:16 | TD |
| 3 | 13:24 | LSU 35 | 7 - 44 | 2:36 | FG |
| 3 | 9:34 | LSU 41 | 9 - 59 | 3:47 | TD |
| 3 | 3:33 | LSU 23 | 6 - 17 | 2:25 | Punt |
| 4 | 14:47 | GS 46 | 7 - 16 | 3:49 | FG |
| 4 | 7:02 | LSU 13 | 5 - 30 | 4:08 | Punt |
| 4 | 0:33 | LSU 19 | 1 - 1 | 0:33 | Final |

THREE AND OUTS

| | LSU | | Opponents | |
|----------------------|-----------------------|-----------------------|-----------------------|-----------------------|
| | THREE AND OUTS/DRIVES | THREE AND OUTS/DRIVES | THREE AND OUTS/DRIVES | THREE AND OUTS/DRIVES |
| Georgia Southern | 1/13 (7.7%) | | 8/13 (61.5%) | |
| at Texas | 1/12 (8.3%) | | 1/12 (8.3%) | |
| Northwestern State | 0/13 (0.0%) | | 6/13 (46.1%) | |
| at Vanderbilt | 3/18 (16.7%) | | 7/18 (38.9%) | |
| Utah State | 1/13 (7.7%) | | 3/13 (23.1%) | |
| Florida | 1/11 (9.1%) | | 3/10 (30.0%) | |
| at Mississippi State | 4/13 (30.8%) | | 4/13 (30.8%) | |
| Auburn | 3/16 (18.8%) | | 6/15 (40.0%) | |
| at Alabama | 2/14 (14.2%) | | 3/14 (21.4%) | |
| at Ole Miss | 0/14 (0.0%) | | 1/14 (7.1%) | |
| Arkansas | X/X (0.0%) | | X/X (0.0%) | |
| Texas A&M | X/X (0.0%) | | X/X (0.0%) | |
| TOTALS | 14/137 (10.2%) | | 42/135 (31.1%) | |

SECOND-HALF OPENING DRIVES

| | LSU | | | Opponent | | |
|----------------------|-----------|-----------|------------|-----------|-----------|------------|
| | PTS | 1STS | YDS | PTS | 1STS | YDS |
| Georgia Southern | 3 | 2 | 44 | 0 | 0 | 1 |
| at Texas | 0 | 0 | 9 | 7 | 7 | 86 |
| Northwestern State | 7 | 2 | 74 | 0 | 0 | 5 |
| at Vanderbilt | 7 | 0 | 1 | 7 | 2 | 75 |
| Utah State | 7 | 4 | 53 | 0 | 0 | -6 |
| Florida | 7 | 5 | 75 | 7 | 4 | 76 |
| at Mississippi State | 0 | 0 | 0 | 0 | 0 | -6 |
| Auburn | 0 | 1 | 21 | 3 | 1 | 73 |
| at Alabama | 0 | 2 | 35 | 0 | 0 | 7 |
| at Ole Miss | 3 | 5 | 66 | 7 | 2 | 75 |
| Arkansas | - | - | - | - | - | - |
| Texas A&M | - | - | - | - | - | - |
| TOTALS | 34 | 21 | 378 | 31 | 16 | 386 |

OPPONENT DRIVE CHARTS

GEORGIA SOUTHERN

| QTR | TIME | START | PL-YDS | TOP | RESULT |
|-----|-------|-------|---------|------|----------|
| 1 | 12:36 | GS 25 | 3 - 4 | 2:13 | Punt |
| 1 | 8:10 | GS 25 | 3 - 3 | 1:11 | Punt |
| 1 | 3:09 | GS 25 | 5 - 11 | 2:59 | Fumble |
| 2 | 13:10 | GS 25 | 3 - 0 | 1:53 | Fumble |
| 2 | 9:58 | GS 25 | 10 - 45 | 4:45 | FG |
| 2 | 4:05 | GS 32 | 3 - 2 | 1:51 | Punt |
| 2 | 0:58 | GS 25 | 3 - 15 | 0:58 | Halftime |
| 3 | 15:00 | GS 25 | 3 - 1 | 1:36 | Punt |
| 3 | 10:48 | GS 25 | 3 - 3 | 1:14 | Punt |
| 3 | 5:47 | GS 25 | 3 - 8 | 2:14 | Punt |
| 3 | 1:08 | GS 10 | 3 - 3 | 1:21 | Punt |
| 4 | 10:52 | GS 13 | 6 - 32 | 3:50 | Punt |
| 4 | 2:54 | GS 05 | 3 - 2 | 2:21 | Punt |

LSU DRIVE CHARTS

TEXAS

| QTR | TIME | START | PL-YDS | TOP | RESULT |
|-----|-------|--------|--------|------|--------|
| 1 | 13:02 | LSU 11 | 11-71 | 4:58 | FG |
| 1 | 5:54 | LSU 03 | 3-1 | 0:58 | INT |
| 1 | 2:20 | LSU 03 | 8-33 | 4:30 | Punt |
| 2 | 10:29 | LSU 25 | 8-75 | 2:59 | TD |
| 2 | 4:35 | LSU 20 | 10-65 | 2:54 | FG |
| 2 | 1:13 | LSU 42 | 3-58 | 0:26 | TD |
| 3 | 15:00 | LSU 25 | 3-9 | 0:52 | Punt |
| 3 | 6:51 | LSU 25 | 6-53 | 1:41 | FG |
| 3 | 2:36 | LSU 25 | 6-75 | 2:44 | TD |
| 4 | 12:09 | LSU 25 | 6-75 | 2:11 | TD |
| 4 | 3:59 | LSU 25 | 6-75 | 1:32 | TD |
| 4 | 0:22 | UT 49 | 1-(-2) | 0:22 | Final |

LSU DRIVE CHARTS

NORTHWESTERN STATE

| QTR | TIME | START | PL-YDS | TOP | RESULT |
|-----|-------|--------|--------|------|--------|
| 1 | 9:49 | LSU 35 | 10-57 | 4:19 | FG |
| 1 | 0:09 | LSU 31 | 8-69 | 2:31 | TD |
| 2 | 11:34 | LSU 23 | 7-77 | 2:44 | TD |
| 2 | 5:29 | LSU 30 | 6-70 | 2:02 | TD |
| 2 | 1:06 | LSU 15 | 1-0 | 0:08 | INT |
| 2 | 0:35 | LSU 20 | 4-4 | 0:35 | Half |
| 3 | 14:51 | LSU 26 | 4-74 | 1:32 | TD |
| 3 | 12:04 | NSU 33 | 7-33 | 2:28 | TD |
| 3 | 7:58 | LSU 22 | 4-78 | 1:32 | TD |
| 3 | 4:50 | LSU 45 | 7-55 | 2:34 | TD |
| 4 | 12:04 | LSU 20 | 4-30 | 2:09 | Punt |
| 4 | 7:22 | NSU 00 | 0-0 | 0:00 | TD |
| 4 | 5:35 | LSU 38 | 7-62 | 3:23 | TD |

LSU DRIVE CHARTS

VANDERBILT

| QTR | TIME | START | PL-YDS | TOP | RESULT |
|-----|-------|----------|---------|------|----------|
| 1 | 11:04 | LSU 25 | 5-75 | 1:13 | TD |
| 1 | 8:49 | LSU 36 | 1-64 | 0:11 | TD |
| 1 | 6:54 | LSU 33 | 5-67 | 1:56 | TD |
| 1 | 2:06 | LSU 30 | 4-70 | 1:15 | TD |
| 2 | 12:14 | LSU 25 | 6-36 | 3:02 | Punt |
| 2 | 7:36 | LSU 43 | 6-50 | 1:41 | FG |
| 2 | 4:07 | LSU 10 | 9-90 | 2:11 | TD |
| 2 | 1:26 | LSU 05 | 3-(-5) | 0:37 | Fumble |
| 2 | 0:49 | LSU 25 | 1-(-10) | 0:49 | Halftime |
| 3 | 14:52 | Vandy 01 | 1-1 | 0:04 | TD |
| 3 | 13:25 | LSU 25 | 11-75 | 3:56 | TD |
| 3 | 7:22 | Vandy 00 | 0-0 | 0:00 | TD |
| 3 | 5:40 | LSU 10 | 3-3 | 0:55 | Punt |
| 3 | 1:01 | LSU 35 | 3-7 | 1:51 | Punt |
| 4 | 11:43 | Vandy 36 | 5-36 | 2:06 | TD |
| 4 | 8:36 | LSU 18 | 6-25 | 2:29 | Punt |
| 4 | 3:37 | LSU 14 | 3-21 | 1:46 | INT |
| 4 | 1:51 | LSU 25 | 3-7 | 1:12 | Punt |

OPPONENT DRIVE CHARTS

TEXAS

| QTR | TIME | START | PL-YDS | TOP | RESULT |
|-----|-------|--------|---------|------|--------|
| 1 | 15:00 | UT 25 | 4-27 | 1:58 | Punt |
| 1 | 8:04 | UT 25 | 8-73 | 3:00 | TOD |
| 1 | 4:06 | LSU 04 | 4-1 | 1:46 | TOD |
| 2 | 12:50 | UT 22 | 8-78 | 2:21 | TD |
| 2 | 7:30 | UT 25 | 6-35 | 2:55 | Punt |
| 2 | 1:41 | UT 25 | 3-(-11) | 0:28 | Punt |
| 2 | 0:47 | UT 25 | 2-5 | 0:47 | Half |
| 3 | 14:08 | UT 14 | 19-86 | 7:17 | TD |
| 3 | 5:10 | UT 25 | 7-75 | 2:34 | TD |
| 4 | 14:52 | UT 25 | 7-75 | 2:43 | TD |
| 4 | 9:58 | UT 25 | 10-46 | 5:59 | FG |
| 4 | 2:27 | UT 25 | 8-75 | 2:05 | TD |

OPPONENT DRIVE CHARTS

NORTHWESTERN STATE

| QTR | TIME | START | PL-YDS | TOP | RESULT |
|-----|-------|--------|--------|------|--------|
| 1 | 15:00 | NSU 25 | 11-40 | 5:11 | TOD |
| 1 | 5:30 | NSU 25 | 8-75 | 5:14 | TD |
| 2 | 12:38 | NSU 25 | 3-3 | 1:04 | Punt |
| 2 | 8:50 | NSU 25 | 6-75 | 3:12 | TD |
| 2 | 3:27 | NSU 25 | 4-23 | 2:21 | Punt |
| 2 | 0:58 | LSU 17 | 4-0 | 0:23 | FGA |
| 3 | 13:10 | NSU 16 | 3-5 | 1:06 | Punt |
| 3 | 9:33 | NSU 25 | 3-4 | 1:35 | Punt |
| 3 | 6:26 | NSU 25 | 3-6 | 1:36 | Punt |
| 3 | 2:16 | NSU 25 | 11-55 | 5:12 | TOD |
| 4 | 9:55 | NSU 14 | 3-2 | 2:33 | Punt |
| 4 | 7:22 | NSU 25 | 3-0 | 1:47 | Punt |
| 4 | 2:12 | NSU 25 | 3-1 | 2:12 | Final |

OPPONENT DRIVE CHARTS

VANDERBILT

| QTR | TIME | START | PL-YDS | TOP | RESULT |
|-----|-------|----------|--------|------|--------|
| 1 | 15:00 | Vandy 25 | 8-75 | 3:56 | TD |
| 1 | 9:51 | Vandy 25 | 3-3 | 1:02 | Punt |
| 1 | 8:38 | Vandy 25 | 3-3 | 1:44 | Punt |
| 1 | 4:58 | Vandy 25 | 5-45 | 2:52 | TOD |
| 1 | 0:51 | Vandy 25 | 11-52 | 3:37 | FG |
| 2 | 9:12 | Vandy 08 | 3-3 | 1:36 | Punt |
| 2 | 5:55 | Vandy 25 | 5-9 | 1:48 | Punt |
| 2 | 1:56 | Vandy 25 | 3-7 | 0:30 | Punt |
| 2 | 0:49 | LSU 00 | 0-0 | 0:00 | TD |
| 3 | 14:48 | Vandy 25 | 3-75 | 1:23 | TD |
| 3 | 9:29 | Vandy 25 | 3-(-2) | 2:07 | Punt |
| 3 | 7:22 | Vandy 25 | 5-27 | 1:42 | INT |
| 3 | 4:45 | Vandy 39 | 7-61 | 3:39 | TD |
| 4 | 14:10 | Vandy 07 | 3-(-6) | 2:27 | Punt |
| 4 | 9:37 | Vandy 25 | 3-0 | 1:01 | Punt |
| 4 | 6:07 | Vandy 32 | 7-26 | 2:30 | INT |
| 4 | 1:51 | LSU 00 | 0-0 | 0:00 | TD |
| 4 | 0:39 | Vandy 23 | 2-11 | 0:39 | Final |

LSU DRIVE CHARTS

UTAH STATE

| QTR | TIME | START | PL-YDS | TOP | RESULT |
|-----|-------|--------|--------|------|--------|
| 1 | 15:00 | LSU 25 | 12-75 | 4:19 | TD |
| 1 | 8:12 | LSU 04 | 3-4 | 0:49 | INT |
| 1 | 6:15 | LSU 41 | 7-24 | 3:38 | TOD |
| 1 | 1:45 | LSU 26 | 6-74 | 2:42 | TD |
| 2 | 11:37 | LSU 01 | 13-99 | 6:42 | TD |
| 2 | 2:52 | LSU 17 | 6-47 | 2:17 | Punt |
| 3 | 14:10 | LSU 47 | 11-53 | 4:15 | TD |
| 3 | 8:16 | LSU 20 | 8-61 | 3:13 | Fumble |
| 3 | 4:23 | LSU 37 | 4-63 | 1:29 | TD |
| 3 | 2:03 | USU 44 | 7-44 | 3:40 | TD |
| 4 | 12:28 | LSU 33 | 8-33 | 3:30 | FGA |
| 4 | 7:39 | LSU 25 | 3-9 | 2:11 | Punt |
| 4 | 2:08 | LSU 40 | 3-10 | 2:08 | Final |

LSU DRIVE CHARTS

FLORIDA

| QTR | TIME | START | PL-YDS | TOP | RESULT |
|-----|-------|--------|--------|------|--------|
| 1 | 15:00 | LSU 25 | 8-49 | 3:27 | FGA |
| 1 | 10:27 | LSU 34 | 2-66 | 0:32 | TD |
| 1 | 3:34 | LSU 25 | 3-9 | 1:42 | Punt |
| 2 | 14:53 | LSU 18 | 5-82 | 2:09 | TD |
| 2 | 5:24 | LSU 25 | 4-75 | 1:29 | TD |
| 2 | 0:04 | LSU 25 | 1-(-1) | 0:04 | Half |
| 3 | 10:54 | LSU 25 | 8-75 | 3:42 | TD |
| 3 | 4:56 | LSU 48 | 4-52 | 1:41 | TD |
| 3 | 1:31 | LSU 23 | 8-37 | 3:59 | Punt |
| 4 | 7:26 | LSU 20 | 4-80 | 1:43 | TD |
| 4 | 0:49 | LSU 04 | 2-2 | 0:49 | Final |

LSU DRIVE CHARTS

MISSISSIPPI STATE

| QTR | TIME | START | PL-YDS | TOP | RESULT |
|-----|-------|--------|--------|------|--------|
| 1 | 12:09 | MSU 45 | 12-42 | 4:17 | FG |
| 1 | 1:02 | LSU 11 | 10-84 | 3:35 | FG |
| 2 | 11:37 | MSU 44 | 6-37 | 3:04 | FG |
| 2 | 5:17 | LSU 40 | 1-60 | 0:10 | TD |
| 2 | 1:53 | LSU 45 | 5-55 | 1:03 | TD |
| 3 | 15:00 | LSU 25 | 3-0 | 1:32 | Punt |
| 3 | 12:03 | LSU 34 | 4-66 | 1:27 | TD |
| 3 | 8:28 | LSU 20 | 7-80 | 2:52 | TD |
| 3 | 3:02 | LSU 40 | 3-8 | 1:22 | Punt |
| 4 | 13:19 | LSU 23 | 3-(-6) | 1:48 | Punt |
| 4 | 8:56 | LSU 50 | 3-6 | 1:05 | Punt |
| 4 | 5:59 | LSU 49 | 4-(-1) | 2:18 | Punt |
| 4 | 0:53 | LSU 15 | 2-(-4) | 0:53 | Final |

LSU DRIVE CHARTS

AUBURN

| QTR | TIME | START | PL-YDS | TOP | RESULT |
|-----|-------|--------|--------|------|--------|
| 1 | 14:03 | LSU 12 | 3-7 | 1:17 | Punt |
| 1 | 8:39 | LSU 25 | 11-41 | 5:39 | Punt |
| 1 | 1:02 | LSU 11 | 10-89 | 3:34 | TD |
| 2 | 11:25 | LSU 28 | 9-43 | 3:30 | TOD |
| 2 | 0:00 | LSU 22 | 0-0 | 0:00 | Fumble |
| 2 | 3:06 | LSU 25 | 10-73 | 2:33 | FG |
| 2 | 0:04 | LSU 02 | 2-(-1) | 0:04 | Half |
| 3 | 15:00 | LSU 25 | 5-21 | 1:10 | Punt |
| 3 | 11:42 | LSU 25 | 8-74 | 3:06 | TOD |
| 3 | 7:11 | AU 38 | 3-12 | 0:38 | INT |
| 3 | 5:53 | AU 45 | 4-45 | 0:55 | TD |
| 3 | 2:52 | LSU 33 | 11-67 | 4:23 | TD |
| 4 | 10:48 | LSU 06 | 4-30 | 2:00 | Punt |
| 4 | 8:08 | LSU 22 | 3-6 | 0:41 | Punt |
| 4 | 4:26 | LSU 04 | 3-4 | 1:00 | Punt |
| 4 | 2:31 | LSU 48 | 3-(-5) | 2:31 | Final |

OPPONENT DRIVE CHARTS

UTAH STATE

| QTR | TIME | START | PL-YDS | TOP | RESULT |
|-----|-------|--------|--------|------|--------|
| 1 | 10:41 | USU 25 | 8-24 | 2:29 | Punt |
| 1 | 7:23 | LSU 07 | 4-(-6) | 0:58 | FG |
| 1 | 2:37 | USU 35 | 5-35 | 0:52 | FG |
| 2 | 13:57 | USU 21 | 8-50 | 2:20 | INT |
| 2 | 4:55 | USU 25 | 5-19 | 2:03 | Punt |
| 2 | 0:35 | USU 20 | 1-(-1) | 0:35 | Half |
| 3 | 15:00 | USU 25 | 3-(-6) | 0:50 | Punt |
| 3 | 9:55 | USU 25 | 4-20 | 1:39 | Punt |
| 3 | 5:03 | USU 19 | 3-8 | 0:40 | Punt |
| 3 | 2:54 | USU 25 | 3-12 | 0:51 | INT |
| 4 | 13:23 | USU 25 | 3-(-3) | 0:55 | INT |
| 4 | 8:58 | USU 35 | 3-2 | 1:19 | Punt |
| 4 | 5:28 | USU 11 | 5-15 | 3:20 | Punt |

OPPONENT DRIVE CHARTS

FLORIDA

| QTR | TIME | START | PL-YDS | TOP | RESULT |
|-----|-------|-------|---------|------|--------|
| 1 | 11:33 | UF 26 | 3-(-1) | 1:06 | Punt |
| 1 | 9:55 | UF 25 | 12-75 | 6:21 | TD |
| 1 | 1:52 | UF 17 | 4-32 | 1:59 | Punt |
| 2 | 12:44 | UF 25 | 13-75 | 6:56 | TD |
| 2 | 3:55 | UF 25 | 11-75 | 3:51 | TD |
| 3 | 15:00 | UF 25 | 8-75 | 4:06 | TD |
| 3 | 7:12 | UF 25 | 3-(-21) | 2:16 | Punt |
| 3 | 3:15 | UF 25 | 3-3 | 1:44 | Punt |
| 4 | 12:32 | UF 08 | 12-76 | 5:06 | INT |
| 4 | 5:43 | UF 25 | 15-71 | 4:54 | TOD |

OPPONENT DRIVE CHARTS

MISSISSIPPI STATE

| QTR | TIME | START | PL-YDS | TOP | RESULT |
|-----|-------|--------|--------|------|--------|
| 1 | 15:00 | MSU 25 | 6-20 | 2:51 | TOD |
| 1 | 7:52 | MSU 25 | 11-30 | 6:50 | Punt |
| 2 | 12:27 | MSU 25 | 2-20 | 0:50 | Fumble |
| 2 | 8:33 | MSU 25 | 7-75 | 3:09 | TD |
| 2 | 5:07 | MSU 25 | 6-14 | 3:14 | INT |
| 2 | 0:41 | MSU 30 | 2-5 | 0:41 | Half |
| 3 | 13:28 | MSU 36 | 3-(-6) | 1:25 | Punt |
| 3 | 10:36 | MSU 25 | 3-5 | 2:08 | Punt |
| 3 | 5:36 | MSU 25 | 5-24 | 2:34 | INT |
| 3 | 1:40 | MSU 20 | 7-57 | 3:21 | TOD |
| 4 | 11:31 | MSU 22 | 3-2 | 2:35 | Punt |
| 4 | 7:51 | MSU 08 | 3-(-3) | 1:52 | Punt |
| 4 | 3:41 | MSU 10 | 7-90 | 2:42 | TD |

OPPONENT DRIVE CHARTS

AUBURN

| QTR | TIME | START | PL-YDS | TOP | RESULT |
|-----|-------|--------|--------|------|--------|
| 1 | 15:00 | AU 25 | 4-13 | 0:57 | Punt |
| 1 | 12:46 | AU 46 | 14-42 | 4:07 | FG |
| 1 | 3:00 | AU 20 | 4-20 | 1:58 | Punt |
| 2 | 12:28 | AU 25 | 3-(-4) | 1:03 | Punt |
| 2 | 7:55 | AU 29 | 3-5 | 1:31 | Punt |
| 2 | 6:24 | LSU 22 | 7-22 | 3:18 | TD |
| 2 | 0:26 | AU 27 | 3-41 | 0:22 | INT |
| 3 | 13:50 | AU 21 | 5-73 | 2:08 | FG |
| 3 | 8:36 | AU 01 | 3-1 | 1:25 | Punt |
| 3 | 6:33 | AU 02 | 3-4 | 0:40 | Punt |
| 3 | 4:58 | AU 25 | 3-(-3) | 2:06 | Punt |
| 4 | 13:20 | AU 37 | 3-2 | 2:32 | Punt |
| 4 | 8:48 | AU 36 | 4-(-1) | 0:40 | Punt |
| 4 | 7:27 | AU 17 | 8-25 | 3:01 | Punt |
| 4 | 3:26 | LSU 49 | 4-49 | 0:54 | TD |

LSU DRIVE CHARTS

ALABAMA

| QTR | TIME | START | PL-YDS | TOP | RESULT |
|-----|-------|--------|--------|------|--------|
| 1 | 12:01 | LSU 08 | 6-92 | 2:46 | TD |
| 1 | 8:05 | UA 40 | 5-18 | 3:11 | FG |
| 1 | 3:31 | LSU 28 | 3-3 | 2:17 | Punt |
| 1 | 1:14 | LSU 25 | 8-75 | 3:11 | TD |
| 2 | 9:48 | LSU 49 | 3-4 | 1:45 | Punt |
| 2 | 6:43 | LSU 25 | 7-48 | 2:23 | FG |
| 2 | 2:39 | LSU 39 | 8-61 | 2:13 | TD |
| 2 | 0:11 | UA 13 | 1-13 | 0:05 | TD |
| 3 | 15:00 | LSU 25 | 7-35 | 2:33 | Fumble |
| 3 | 11:08 | LSU 20 | 5-29 | 2:47 | Punt |
| 3 | 4:51 | LSU 25 | 5-24 | 1:41 | Punt |
| 4 | 14:33 | LSU 25 | 12-75 | 4:26 | TD |
| 4 | 5:32 | LSU 25 | 7-75 | 3:55 | TD |
| 4 | 1:21 | UA 49 | 4-7 | 1:21 | Final |

LSU DRIVE CHARTS

OLE MISS

| QTR | TIME | START | PL-YDS | TOP | RESULT |
|-----|-------|--------|--------|------|--------|
| 1 | 15:00 | LSU 25 | 7-75 | 2:04 | TD |
| 1 | 11:03 | LSU 21 | 9-49 | 3:11 | FGA |
| 1 | 5:24 | LSU 20 | 9-80 | 4:02 | TD |
| 2 | 14:51 | LSU 27 | 2-73 | 0:42 | TD |
| 2 | 10:58 | LSU 20 | 6-80 | 2:31 | TD |
| 2 | 5:40 | LSU 22 | 13-63 | 5:35 | FG |
| 3 | 14:29 | LSU 25 | 17-66 | 6:10 | FG |
| 3 | 7:46 | LSU 25 | 4-75 | 0:56 | TD |
| 3 | 5:03 | OM 39 | 4-5 | 1:38 | FG |
| 4 | 14:20 | LSU 20 | 2-3 | 0:44 | INT |
| 4 | 13:25 | LSU 31 | 4-32 | 2:12 | INT |
| 4 | 5:35 | LSU 35 | 3-65 | 0:24 | TD |
| 4 | 3:18 | OM 49 | 1-49 | 0:10 | TD |
| 4 | 2:30 | OM 31 | 4-19 | 2:30 | Final |

OPPONENT DRIVE CHARTS

ALABAMA

| QTR | TIME | START | PL-YDS | TOP | RESULT |
|-----|-------|--------|--------|------|--------|
| 1 | 15:00 | UA 29 | 7-63 | 2:59 | Fumble |
| 1 | 9:15 | UA 25 | 5-15 | 1:10 | TOD |
| 1 | 4:54 | UA 25 | 3-4 | 1:23 | Punt |
| 1 | 1:14 | LSU 00 | 0-0 | 0:00 | TD |
| 2 | 13:03 | UA 25 | 7-26 | 3:15 | TOD |
| 2 | 8:03 | UA 10 | 4-90 | 1:20 | TD |
| 2 | 4:20 | UA 28 | 3-0 | 1:41 | Punt |
| 2 | 0:26 | UA 29 | 1-0 | 0:15 | INT |
| 2 | 0:06 | UA 30 | 1-(-2) | 0:06 | Half |
| 3 | 12:27 | UA 42 | 3-7 | 1:19 | Punt |
| 3 | 8:21 | UA 05 | 10-95 | 3:30 | TD |
| 3 | 3:10 | UA 22 | 9-78 | 3:37 | TD |
| 4 | 10:07 | UA 25 | 14-75 | 4:35 | TD |
| 4 | 1:37 | UA 15 | 1-85 | 0:16 | TD |

OPPONENT DRIVE CHARTS

OLE MISS

| QTR | TIME | START | PL-YDS | TOP | RESULT |
|-----|-------|--------|--------|------|--------|
| 1 | 12:56 | OM 25 | 7-54 | 1:53 | FGA |
| 1 | 7:52 | OM 30 | 5-20 | 2:28 | Punt |
| 1 | 1:22 | OM 25 | 3-8 | 1:31 | Punt |
| 2 | 14:03 | OM 30 | 8-28 | 3:05 | Punt |
| 2 | 8:27 | OM 25 | 6-75 | 2:47 | TD |
| 2 | 0:05 | OM 33 | 1-19 | 0:05 | Half |
| 3 | 15:00 | OM 25 | 2-75 | 0:31 | TD |
| 3 | 8:19 | OM 25 | 2-75 | 0:33 | TD |
| 3 | 6:50 | OM 25 | 4-25 | 1:47 | INT |
| 3 | 3:25 | OM 25 | 10-55 | 4:05 | TOD |
| 4 | 13:36 | LSU 35 | 1-35 | 0:10 | TD |
| 4 | 11:13 | OM 16 | 13-49 | 5:38 | TOD |
| 4 | 5:11 | OM 25 | 6-75 | 1:52 | TD |
| 4 | 3:08 | OM 25 | 4-6 | 0:38 | TOD |

TURNOVERS

| Opponent | Forced by LSU | | | | | Forced By Opponent | | | |
|------------------------|---------------|-----------|-----------|-----------|----------|--------------------|----------|-----------|-----------|
| | Fum | Int | Tot | Pts Off | Margin | Fum | Int | Tot | Pts Off |
| vs. Georgia Southern | 2 | 0 | 2 | 14 | 2 | 0 | 0 | 0 | 0 |
| at Texas | 0 | 0 | 0 | 0 | -1 | 0 | 1 | 1 | 0 |
| vs. Northwestern State | 0 | 0 | 0 | 0 | -1 | 0 | 1 | 1 | 0 |
| at Vanderbilt | 0 | 2 | 2 | 0 | 0 | 1 | 1 | 2 | 14 |
| vs. Utah State | 0 | 3 | 3 | 14 | 1 | 1 | 1 | 2 | 3 |
| vs. Florida | 0 | 1 | 1 | 7 | 1 | 0 | 0 | 0 | 0 |
| at Mississippi State | 1 | 2 | 3 | 10 | 3 | 0 | 0 | 0 | 0 |
| vs. Auburn | 0 | 1 | 1 | 0 | -1 | 1 | 1 | 2 | 7 |
| at Alabama | 1 | 1 | 2 | 14 | 1 | 1 | 0 | 1 | 0 |
| at Ole Miss | 0 | 1 | 1 | 3 | -1 | 0 | 2 | 2 | 7 |
| vs. Arkansas | - | - | - | - | - | - | - | - | - |
| vs. Texas A&M | - | - | - | - | - | - | - | - | - |
| TOTALS | 4 | 11 | 15 | 62 | 4 | 4 | 7 | 11 | 31 |

LSU BIG PLAYS

| Opponent | Rushing | | | | Passing | | | | Special Teams | |
|------------------------|-----------|----------|----------|----------|-----------|-----------|----------|----------|---------------|----------|
| | 10-19 | 20-29 | 30-39 | 40+ | 20-29 | 30-39 | 40-49 | 50+ | Block | Ret. TD |
| vs. Georgia Southern | 2 | 1 | 0 | 0 | 0 | 1 | 2 | 0 | 0 | 0 |
| at Texas | 1 | 1 | 0 | 0 | 5 | 1 | 1 | 1 | 0 | 0 |
| vs. Northwestern State | 2 | 0 | 0 | 0 | 5 | 1 | 1 | 1 | 0 | 1 |
| at Vanderbilt | 0 | 2 | 0 | 1 | 5 | 1 | 0 | 2 | 1 | 1 |
| vs. Utah State | 6 | 1 | 0 | 0 | 2 | 3 | 0 | 0 | 0 | 0 |
| vs. Florida | 3 | 0 | 2 | 1 | 2 | 1 | 0 | 1 | 0 | 0 |
| at Mississippi State | 5 | 0 | 0 | 0 | 2 | 1 | 0 | 1 | 0 | 0 |
| vs. Auburn | 5 | 2 | 0 | 0 | 3 | 0 | 1 | 0 | 0 | 0 |
| at Alabama | 8 | 0 | 0 | 0 | 3 | 2 | 0 | 0 | 0 | 0 |
| at Ole Miss | 6 | 1 | 0 | 1 | 2 | 3 | 1 | 2 | 0 | 0 |
| vs. Arkansas | - | - | - | - | - | - | - | - | - | - |
| vs. Texas A&M | - | - | - | - | - | - | - | - | - | - |
| TOTALS | 38 | 8 | 2 | 3 | 29 | 14 | 6 | 8 | 1 | 1 |

OPPONENT BIG PLAYS

| Opponent | Rushing | | | | Passing | | | | Special Teams | |
|------------------------|-----------|----------|----------|----------|-----------|----------|----------|----------|---------------|----------|
| | 10-19 | 20-29 | 30-39 | 40+ | 20-29 | 30-39 | 40-49 | 50+ | Block | Ret. TD |
| vs. Georgia Southern | 1 | 0 | 0 | 0 | 0 | 0 | 0 | 0 | 0 | 0 |
| at Texas | 4 | 0 | 0 | 0 | 2 | 1 | 1 | 1 | 0 | 0 |
| vs. Northwestern State | 0 | 0 | 0 | 0 | 3 | 0 | 0 | 0 | 0 | 0 |
| at Vanderbilt | 1 | 2 | 1 | 2 | 0 | 1 | 0 | 0 | 0 | 0 |
| vs. Utah State | 0 | 0 | 0 | 0 | 0 | 1 | 0 | 0 | 0 | 0 |
| vs. Florida | 6 | 0 | 0 | 0 | 6 | 0 | 0 | 0 | 0 | 0 |
| at Mississippi State | 2 | 0 | 0 | 0 | 3 | 1 | 0 | 0 | 0 | 0 |
| vs. Auburn | 1 | 0 | 0 | 2 | 0 | 1 | 0 | 0 | 0 | 0 |
| at Alabama | 1 | 0 | 2 | 0 | 7 | 1 | 0 | 2 | 1 | 1 |
| at Ole Miss | 6 | 1 | 1 | 3 | 1 | 1 | 0 | 1 | 0 | 0 |
| vs. Arkansas | - | - | - | - | - | - | - | - | - | - |
| vs. Texas A&M | - | - | - | - | - | - | - | - | - | - |
| TOTALS | 22 | 3 | 4 | 7 | 22 | 7 | 1 | 4 | 1 | 1 |

SPECIAL TEAMS TACKLES

| Player | GS | TEXAS | NSU | VANDY | USU | UF | MSU | AUB | UA | OM | ARK | TAMU | TOTALS |
|-------------------|----|-------|-----|-------|-----|----|-----|-----|----|----|-----|------|--------|
| Cameron Lewis | 0 | 0 | 1 | 0 | 0 | 0 | 1 | 1 | 1 | 1 | - | - | 5 |
| Lloyd Cole | 0 | 0 | 0 | 0 | 0 | 0 | 0 | 1 | 1 | 1 | - | - | 3 |
| Eric Monroe | 1 | 0 | 0 | 0 | 0 | 0 | 0 | 0 | 2 | 0 | - | - | 3 |
| Aaron Moffitt | 0 | 0 | 0 | 0 | 1 | 0 | 1 | 0 | 0 | 0 | - | - | 2 |
| Tory Carter | 0 | 0 | 0 | 0 | 0 | 0 | 1 | 0 | 1 | 0 | - | - | 2 |
| Racey McMath | 0 | 1 | 0 | 0 | 0 | 0 | 0 | 0 | 0 | 0 | - | - | 1 |
| Carlton Smith | 0 | 0 | 1 | 0 | 0 | 0 | 0 | 0 | 0 | 0 | - | - | 1 |
| Lanard Fournette | 0 | 0 | 0 | 1 | 0 | 0 | 0 | 0 | 0 | 0 | - | - | 1 |
| Micah Baskerville | 0 | 0 | 0 | 0 | 0 | 0 | 0 | 1 | 0 | 0 | - | - | 1 |
| Derrick Dillon | 0 | 0 | 0 | 0 | 0 | 0 | 0 | 1 | 0 | 0 | - | - | 1 |
| Cordale Flott | 0 | 0 | 0 | 0 | 0 | 0 | 0 | 0 | 1 | 0 | - | - | 1 |

OFFENSIVE LINE SNAPS PLAYED

| Player | GS | TEXAS | NSU | VANDY | USU | UF | MSU | AUB | UA | OM | ARK | TAMU | TOTALS |
|---------------------|----|-------|-----|-------|-----|----|-----|-----|----|----|-----|------|--------|
| Lloyd Cushenberry | 58 | 71 | 59 | 63 | 87 | 50 | 61 | 91 | 81 | 79 | - | - | 700 |
| Damien Lewis | 56 | 71 | 58 | 63 | 79 | 50 | 61 | 89 | 81 | 77 | - | - | 685 |
| Austin Deculus | 56 | 71 | 58 | 63 | 81 | 50 | 59 | 89 | 78 | 0 | - | - | 605 |
| Adrian Magee | 51 | 71 | 29 | 43 | 52 | 35 | 40 | 66 | 56 | 81 | - | - | 524 |
| Saahdiq Charles | 0 | 72 | 0 | 64 | 0 | 50 | 0 | 89 | 81 | 0 | - | - | 356 |
| Dare Rosenthal | 30 | 0 | 38 | 12 | 92 | 0 | 57 | 0 | 0 | 0 | - | - | 229 |
| Ed Ingram | 0 | 0 | 0 | 0 | 45 | 15 | 23 | 32 | 27 | 81 | - | - | 223 |
| Badara Traore | 43 | 0 | 25 | 12 | 0 | 0 | 5 | 0 | 0 | 81 | - | - | 165 |
| Chasen Hines | 22 | 0 | 22 | 36 | 13 | 0 | 0 | 0 | 0 | 3 | - | - | 96 |
| Donavaughn Campbell | 16 | 0 | 38 | 0 | 0 | 0 | 0 | 0 | 0 | 3 | - | - | 57 |
| Charles Turner | 16 | 0 | 11 | 9 | 0 | 0 | 0 | 0 | 0 | 0 | - | - | 36 |
| Cameron Wire | 16 | 0 | 11 | 0 | 0 | 0 | 0 | 0 | 0 | 0 | - | - | 27 |
| Anthony Bradford | 0 | 0 | 0 | 12 | 0 | 0 | 0 | 0 | 0 | 0 | - | - | 12 |
| Jakori Savage | 0 | 0 | 6 | 0 | 6 | 0 | 0 | 0 | 0 | 0 | - | - | 12 |

OFFENSIVE LINE KNOCKDOWNS

| Player | GS | TEXAS | NSU | VANDY | USU | UF | MSU | AUB | UA | OM | ARK | TAMU | TOTALS |
|---------------------|----|-------|-----|-------|-----|----|-----|-----|----|----|-----|------|--------|
| Damien Lewis | 5 | 5 | 4 | 1 | 2 | 1 | 0 | 3 | 1 | 5 | - | - | 27 |
| Adrian Magee | 2 | 1 | 0 | 7 | 0 | 0 | 2 | 2 | 1 | 5 | - | - | 20 |
| Austin Deculus | 2 | 3 | 0 | 0 | 0 | 2 | 0 | 3 | 0 | 0 | - | - | 10 |
| Lloyd Cushenberry | 1 | 1 | 0 | 1 | 1 | 1 | 2 | 3 | 0 | 3 | - | - | 13 |
| Ed Ingram | 0 | 0 | 0 | 0 | 1 | 0 | 1 | 2 | 0 | 5 | - | - | 8 |
| Saahdiq Charles | 0 | 1 | 0 | 1 | 0 | 2 | 0 | 3 | 0 | 0 | - | - | 7 |
| Dare Rosenthal | 0 | 0 | 2 | 0 | 0 | 0 | 4 | 0 | 0 | 0 | - | - | 6 |
| Donavaughn Campbell | 0 | 0 | 1 | 0 | 0 | 0 | 0 | 0 | 0 | 0 | - | - | 1 |

TEAM STATISTICS

| | LSU | Opp. | | | | |
|--------------------------|-------------|-------------|------------|------------|-----------|--------------|
| SCORING | 478 | 238 | | | | |
| Points Per Game | 47.8 | 23.8 | | | | |
| Points Off Turnovers | 62 | 31 | | | | |
| FIRST DOWNS | 276 | 193 | | | | |
| Rushing | 104 | 59 | | | | |
| Passing | 156 | 111 | | | | |
| Penalty | 16 | 23 | | | | |
| RUSHING YARDAGE | 1657 | 1308 | | | | |
| Yards gained rushing | 1872 | 1562 | | | | |
| Yards lost rushing | 215 | 254 | | | | |
| Rushing Attempts | 358 | 337 | | | | |
| Average Per Rush | 4.6 | 3.9 | | | | |
| Average Per Game | 165.7 | 130.8 | | | | |
| TDs Rushing | 22 | 10 | | | | |
| PASSING YARDAGE | 3903 | 2370 | | | | |
| Comp-Att-Int | 285-370-7 | 186-345-11 | | | | |
| Average Per Pass | 10.5 | 6.9 | | | | |
| Average Per Catch | 13.7 | 12.7 | | | | |
| Average Per Game | 390.3 | 237.0 | | | | |
| TDs Passing | 38 | 18 | | | | |
| TOTAL OFFENSE | 5560 | 3678 | | | | |
| Total Plays | 728 | 682 | | | | |
| Average Per Play | 7.6 | 5.4 | | | | |
| Average Per Game | 556.0 | 367.8 | | | | |
| KICK RETURNS: #-Yards | 13-246 | 12-258 | | | | |
| PUNT RETURNS: #-Yards | 19-234 | 6-96 | | | | |
| INT RETURNS: #-Yards | 11-70 | 7-82 | | | | |
| KICK RETURN AVERAGE | 18.9 | 21.5 | | | | |
| PUNT RETURN AVERAGE | 12.3 | 16.0 | | | | |
| INT RETURN AVERAGE | 6.4 | 11.7 | | | | |
| FUMBLES-LOST | 9-4 | 7-4 | | | | |
| PENALTIES-Yards | 59-589 | 65-505 | | | | |
| Average Per Game | 58.9 | 50.5 | | | | |
| PUNTS-Yards | 30-1291 | 59-2545 | | | | |
| Average Per Punt | 43.0 | 43.1 | | | | |
| Net punt average | 37.8 | 37.1 | | | | |
| KICKOFFS-Yards | 88-5600 | 44-2256 | | | | |
| Average Per Kick | 63.6 | 51.3 | | | | |
| Net kick average | 40.0 | 37.7 | | | | |
| TIME OF POSSESSION/Game | 30:01 | 29:59 | | | | |
| 3RD-DOWN Conversions | 65/126 | 47/146 | | | | |
| 3rd-Down Pct | 52% | 32% | | | | |
| 4TH-DOWN Conversions | 3/6 | 8/21 | | | | |
| 4th-Down Pct | 50% | 38% | | | | |
| SACKS BY-Yards | 21-143 | 23-149 | | | | |
| MISC YARDS | 0 | 0 | | | | |
| TOUCHDOWNS SCORED | 62 | 31 | | | | |
| FIELD GOALS-ATTEMPTS | 16-19 | 7-9 | | | | |
| ON-SIDE KICKS | 0-0 | 0-4 | | | | |
| RED-ZONE SCORES | (53-55) 96% | (21-28) 75% | | | | |
| RED-ZONE TOUCHDOWNS | (41-55) 75% | (17-28) 61% | | | | |
| PAT-ATTEMPTS | (56-60) 93% | (27-28) 96% | | | | |
| ATTENDANCE | 502501 | 345711 | | | | |
| Games/Avg Per Game | 5/100500 | 5/69142 | | | | |
| Neutral Site Games | 0/0 | | | | | |
| Score by quarters | 1st | 2nd | 3rd | 4th | OT | Total |
| LSU | 96 | 166 | 122 | 94 | | 478 |
| Opponents | 37 | 68 | 61 | 72 | | 238 |

GAME RESULTS

| | | | | | | | |
|---------------|---------------------|---|-------|--------|-------|------|--------|
| Sep 01, 2019 | vs Georgia Southern | W | 55-3 | 1-0-0 | 0-0-0 | 3:02 | 97420 |
| Sep 07, 2019 | @ Texas | W | 45-38 | 2-0-0 | 0-0-0 | 3:46 | 98763 |
| Sep 14, 2019 | vs Northwestern St. | W | 65-14 | 3-0-0 | 0-0-0 | 3:23 | 100334 |
| Sep 21, 2019 | @ Vanderbilt | W | 66-38 | 4-0-0 | 1-0-0 | 4:02 | 32048 |
| Oct 5, 2019 | vs Utah State | W | 42-6 | 5-0-0 | 1-0-0 | 3:15 | 100266 |
| Oct. 12, 2019 | vs Florida | W | 42-28 | 6-0-0 | 2-0-0 | 3:18 | 102321 |
| Oct. 19, 2019 | @ Mississippi St. | W | 36-13 | 7-0-0 | 3-0-0 | 3:17 | 59282 |
| Oct. 26, 2019 | vs Auburn | W | 23-20 | 8-0-0 | 4-0-0 | 3:52 | 102160 |
| Nov. 9, 2019 | @ Alabama | W | 46-41 | 9-0-0 | 5-0-0 | 3:42 | 101821 |
| Nov. 16, 2019 | @ Ole Miss | W | 58-37 | 10-0-0 | 6-0-0 | 3:26 | 53797 |

SCORING

| | TD | FGs | PATs Kick | Rush | Rcv | Pass | DXP | Saf | Points |
|-----------------------|-----------|--------------|--------------|------------|----------|------------|----------|----------|------------|
| Cade York | 0 | 16-19 | 56-60 | 0-0 | 0 | 0-0 | 0 | 0 | 104 |
| Ja'Marr Chase | 13 | 0-0 | 0-0 | 0-0 | 1 | 0-0 | 0 | 0 | 80 |
| Clyde Edwards-Helaire | 13 | 0-0 | 0-0 | 0-0 | 0 | 0-0 | 0 | 0 | 78 |
| Justin Jefferson | 11 | 0-0 | 0-0 | 0-0 | 0 | 0-0 | 0 | 0 | 66 |
| Terrace Marshall Jr. | 8 | 0-0 | 0-0 | 0-0 | 0 | 0-0 | 0 | 0 | 48 |
| Tyrion Davis-Price | 4 | 0-0 | 0-0 | 0-0 | 0 | 0-0 | 0 | 0 | 24 |
| Joe Burrow | 3 | 0-0 | 0-0 | 0-0 | 0 | 1-2 | 0 | 0 | 18 |
| Racey McMath | 2 | 0-0 | 0-0 | 0-0 | 0 | 0-0 | 0 | 0 | 12 |
| John Emery Jr. | 2 | 0-0 | 0-0 | 0-0 | 0 | 0-0 | 0 | 0 | 12 |
| Derrick Dillon | 2 | 0-0 | 0-0 | 0-0 | 0 | 0-0 | 0 | 0 | 12 |
| Trey Palmer | 1 | 0-0 | 0-0 | 0-0 | 0 | 0-0 | 0 | 0 | 6 |
| Thaddeus Moss | 1 | 0-0 | 0-0 | 0-0 | 0 | 0-0 | 0 | 0 | 6 |
| Lanard Fournette | 1 | 0-0 | 0-0 | 0-0 | 0 | 0-0 | 0 | 0 | 6 |
| Micah Baskerville | 1 | 0-0 | 0-0 | 0-0 | 0 | 0-0 | 0 | 0 | 6 |
| Total | 62 | 16-19 | 56-60 | 0-0 | 1 | 1-2 | 0 | 0 | 478 |
| Opponents | 31 | 7-9 | 27-28 | 1-1 | 1 | 1-2 | 0 | 0 | 238 |

TOTAL OFFENSE

| | GP | Plays | Rush | Pass | Total | Avg/G |
|-----------------------|-----------|------------|-------------|-------------|-------------|--------------|
| Joe Burrow | 10 | 416 | 215 | 3687 | 3902 | 390.2 |
| Clyde Edwards-Helaire | 10 | 158 | 958 | 0 | 958 | 95.8 |
| Myles Brennan | 6 | 37 | 37 | 216 | 253 | 42.2 |
| Tyrion Davis-Price | 10 | 47 | 235 | 0 | 235 | 23.5 |
| John Emery Jr. | 7 | 32 | 136 | 0 | 136 | 19.4 |
| Chris Curry | 9 | 12 | 57 | 0 | 57 | 6.3 |
| Lanard Fournette | 4 | 13 | 36 | 0 | 36 | 9.0 |
| Adrian Magee | 10 | 0 | 1 | 0 | 1 | 0.1 |
| Team | 9 | 13 | -18 | 0 | -18 | -2.0 |
| Total | 10 | 728 | 1657 | 3903 | 5560 | 556.0 |
| Opponents | 10 | 682 | 1308 | 2370 | 3678 | 367.8 |

RUSHING

| | GP | Att | Gain | Loss | Net | Avg | TD | Long | Avg/G |
|-----------------------|------------|------------|-------------|------------|-------------|-------------|-----------|-----------|--------------|
| Clyde Edwards-Helaire | 10-10 | 158 | 984 | 26 | 958 | 6.1 | 12 | 57 | 95.8 |
| Tyrion Davis-Price | 10-0 | 47 | 239 | 4 | 235 | 5.0 | 4 | 33 | 23.5 |
| Joe Burrow | 10-10 | 75 | 359 | 144 | 215 | 2.9 | 3 | 21 | 21.5 |
| John Emery Jr. | 7-0 | 32 | 143 | 7 | 136 | 4.2 | 2 | 21 | 19.4 |
| Chris Curry | 9-0 | 12 | 61 | 4 | 57 | 4.8 | 0 | 20 | 6.3 |
| Myles Brennan | 6-0 | 8 | 39 | 2 | 37 | 4.6 | 0 | 9 | 6.2 |
| Lanard Fournette | 4-0 | 13 | 46 | 10 | 36 | 2.8 | 1 | 10 | 9.0 |
| Adrian Magee | 10-10 | 0 | 1 | 0 | 1 | 0.0 | 0 | 0 | 0.1 |
| Team | 9-0 | 13 | 0 | 18 | -18 | -1.4 | 0 | 0 | -2.0 |
| Total | 10 | 358 | 1872 | 215 | 1657 | 4.6 | 22 | 57 | 165.7 |
| Opponents | 10 | 337 | 1562 | 254 | 1308 | 3.9 | 10 | 70 | 130.8 |

PASSING

| | GP | Effic | Cmp-Att-Int | Pct | Yards | TD | Long | Avg/G |
|------------------|-----------|--------------|-------------------|-------------|-------------|-----------|-----------|--------------|
| Joe Burrow | 10-10 | 202.7 | 268-341-6 | 78.6 | 3687 | 38 | 65 | 368.7 |
| Myles Brennan | 6-0 | 114.3 | 17-29-1 | 58.6 | 216 | 0 | 35 | 36.0 |
| Total | 10 | 195.7 | 285-370-7 | 77.0 | 3903 | 38 | 65 | 390.3 |
| Opponents | 10 | 122.5 | 186-345-11 | 53.9 | 2370 | 18 | 85 | 237.0 |

RECEIVING

| | GP | No. | Yards | Avg | TD | Long | Avg/G |
|-----------------------|-----------|------------|-------------|-------------|-----------|-----------|--------------|
| Justin Jefferson | 10-10 | 71 | 1010 | 14.2 | 11 | 61 | 101.0 |
| Ja'Marr Chase | 9-9 | 57 | 1116 | 19.6 | 13 | 64 | 124.0 |
| Thaddeus Moss | 9-9 | 32 | 355 | 11.1 | 1 | 44 | 39.4 |
| Clyde Edwards-Helaire | 10-10 | 32 | 224 | 7.0 | 1 | 15 | 22.4 |
| Terrace Marshall Jr. | 7-7 | 28 | 410 | 14.6 | 8 | 38 | 58.6 |
| Racey McMath | 9-0 | 11 | 170 | 15.5 | 2 | 60 | 18.9 |
| Stephen Sullivan | 10-2 | 11 | 121 | 11.0 | 0 | 30 | 12.1 |
| Derrick Dillon | 9-3 | 9 | 152 | 16.9 | 2 | 37 | 16.9 |
| Tyrion Davis-Price | 10-0 | 9 | 68 | 7.6 | 0 | 18 | 6.8 |
| Jaray Jenkins | 5-0 | 5 | 67 | 13.4 | 0 | 35 | 13.4 |
| John Emery Jr. | 7-0 | 5 | 51 | 10.2 | 0 | 17 | 7.3 |
| Lanard Fournette | 4-0 | 5 | 19 | 3.8 | 0 | 10 | 4.8 |
| Jontre Kirklin | 9-0 | 2 | 75 | 37.5 | 0 | 65 | 8.3 |
| Devonta Lee | 9-0 | 2 | 27 | 13.5 | 0 | 28 | 3.0 |
| Chris Curry | 9-0 | 2 | 14 | 7.0 | 0 | 9 | 1.6 |
| TK McLendon | 3-0 | 1 | 12 | 12.0 | 0 | 12 | 4.0 |
| Tory Carter | 8-0 | 1 | 7 | 7.0 | 0 | 7 | 0.9 |
| Trey Palmer | 6-0 | 1 | 6 | 6.0 | 0 | 6 | 1.0 |
| Jamal Pettigrew | 10-0 | 1 | -1 | -1.0 | 0 | 0 | -0.1 |
| Total | 10 | 285 | 3903 | 13.7 | 38 | 65 | 390.3 |
| Opponents | 10 | 186 | 2370 | 12.7 | 18 | 85 | 237.0 |

ALL-PURPOSE

| | GP | Rush | Rcv | PR | KR | IR | Total | Avg/G |
|-----------------------|-----------|-------------|-------------|------------|------------|-----------|-------------|--------------|
| Clyde Edwards-Helaire | 10 | 958 | 224 | 0 | 199 | 0 | 1381 | 138.1 |
| Ja'Marr Chase | 9 | 0 | 1116 | 0 | 0 | 0 | 1116 | 124.0 |
| Justin Jefferson | 10 | 0 | 1010 | 0 | 1 | 0 | 1011 | 101.1 |
| Terrace Marshall Jr. | 7 | 0 | 410 | 0 | 0 | 0 | 410 | 58.6 |
| Thaddeus Moss | 9 | 0 | 355 | 0 | 0 | 0 | 355 | 39.4 |
| Tyrion Davis-Price | 10 | 235 | 68 | 0 | 0 | 0 | 303 | 30.3 |
| Joe Burrow | 10 | 215 | 0 | 0 | 0 | 0 | 215 | 21.5 |
| John Emery Jr. | 7 | 136 | 51 | 0 | 0 | 0 | 187 | 26.7 |
| Racey McMath | 9 | 0 | 170 | 0 | 0 | 0 | 170 | 18.9 |
| Derrick Dillon | 9 | 0 | 152 | 0 | 0 | 0 | 152 | 16.9 |
| Derek Stingley Jr. | 10 | 0 | 0 | 146 | 0 | 0 | 146 | 14.6 |
| Stephen Sullivan | 10 | 0 | 121 | 0 | 0 | 0 | 121 | 12.1 |
| Jontre Kirklin | 9 | 0 | 75 | 0 | 0 | 0 | 75 | 8.3 |
| Chris Curry | 9 | 57 | 14 | 0 | 0 | 0 | 71 | 7.9 |
| Trey Palmer | 6 | 0 | 6 | 65 | 0 | 0 | 71 | 11.8 |
| Micah Baskerville | 8 | 0 | 0 | 23 | 46 | 0 | 69 | 8.6 |
| Jaray Jenkins | 5 | 0 | 67 | 0 | 0 | 0 | 67 | 13.4 |
| Lanard Fournette | 4 | 36 | 19 | 0 | 0 | 0 | 55 | 13.8 |
| Kary Vincent | 10 | 0 | 0 | 0 | 0 | 45 | 45 | 4.5 |
| Myles Brennan | 6 | 37 | 0 | 0 | 0 | 0 | 37 | 6.2 |
| Devonta Lee | 9 | 0 | 27 | 0 | 0 | 0 | 27 | 3.0 |
| Patrick Queen | 10 | 0 | 0 | 0 | 0 | 16 | 16 | 1.6 |
| TK McLendon | 3 | 0 | 12 | 0 | 0 | 0 | 12 | 4.0 |
| JaCoby Stevens | 10 | 0 | 0 | 0 | 0 | 9 | 9 | 0.9 |
| Tory Carter | 8 | 0 | 7 | 0 | 0 | 0 | 7 | 0.9 |
| Adrian Magee | 10 | 1 | 0 | 0 | 0 | 0 | 1 | 0.1 |
| Jamal Pettigrew | 10 | 0 | -1 | 0 | 0 | 0 | -1 | -0.1 |
| Team | 9 | -18 | 0 | 0 | 0 | 0 | -18 | -2.0 |
| Total | 10 | 1657 | 3903 | 234 | 246 | 70 | 6110 | 611.0 |
| Opponents | 10 | 1308 | 2370 | 96 | 258 | 82 | 4114 | 411.4 |

PUNT RETURNS

| | No. | Yards | Avg | TD | Long |
|--------------------|-----------|------------|-------------|----------|-----------|
| Derek Stingley Jr. | 15 | 146 | 9.7 | 0 | 32 |
| Trey Palmer | 3 | 65 | 21.7 | 1 | 54 |
| Micah Baskerville | 1 | 23 | 23.0 | 1 | 0 |
| Total | 19 | 234 | 12.3 | 2 | 54 |
| Opponents | 6 | 96 | 16.0 | 1 | 77 |

INTERCEPTIONS

| | No. | Yards | Avg | TD | Long |
|--------------------|-----------|-----------|-------------|----------|-----------|
| Derek Stingley Jr. | 4 | 0 | 0.0 | 0 | 0 |
| Kary Vincent | 2 | 45 | 22.5 | 0 | 40 |
| JaCoby Stevens | 2 | 9 | 4.5 | 0 | 9 |
| Patrick Queen | 1 | 16 | 16.0 | 0 | 16 |
| Grant Delpit | 1 | 0 | 0.0 | 0 | 0 |
| Kristian Fulton | 1 | 0 | 0.0 | 0 | 0 |
| Total | 11 | 70 | 6.4 | 0 | 40 |
| Opponents | 7 | 82 | 11.7 | 1 | 47 |

KICK RETURNS

| | No. | Yards | Avg | TD | Long |
|--------------------|-----------|------------|-------------|----------|-----------|
| C. Edwards-Helaire | 9 | 199 | 22.1 | 0 | 38 |
| Justin Jefferson | 1 | 1 | 1.0 | 0 | 1 |
| Micah Baskerville | 1 | 46 | 46.0 | 0 | 46 |
| Tory Carter | 1 | 0 | 0.0 | 0 | 0 |
| Jontre Kirklin | 1 | 0 | 0.0 | 0 | 0 |
| Total | 13 | 246 | 18.9 | 0 | 46 |
| Opponents | 12 | 258 | 21.5 | 0 | 32 |

FUMBLE RETURNS

| | No. | Yards | Avg | TD | Long |
|------------------|----------|-----------|------------|----------|-----------|
| Rashard Lawrence | 1 | 1 | 1.0 | 0 | 1 |
| Patrick Queen | 1 | 10 | 10.0 | 0 | 10 |
| Total | 2 | 11 | 5.5 | 0 | 10 |
| Opponents | 1 | 2 | 2.0 | 1 | 2 |

PUNTING

| | No. | Yards | Avg | Long | TB | FC | I20 | 50+ | Blkd |
|--------------------|-----------|-------------|-------------|-----------|----------|-----------|-----------|-----------|----------|
| Zach Von Rosenberg | 30 | 1291 | 43.0 | 57 | 3 | 12 | 14 | 9 | 0 |
| Total | 30 | 1291 | 43.0 | 57 | 3 | 12 | 14 | 9 | 0 |
| Opponents | 59 | 2545 | 43.1 | 74 | 6 | 17 | 12 | 12 | 1 |

KICKOFFS

| | No. | Yards | Avg | TB | OB | Retn | Net | YdLn |
|------------------|-----------|-------------|-------------|-----------|----------|-------------|-------------|-----------|
| Avery Atkins | 88 | 5600 | 63.6 | 73 | 0 | | | |
| Total | 88 | 5600 | 63.6 | 73 | 0 | 21.5 | 40.0 | 25 |
| Opponents | 44 | 2256 | 51.3 | 14 | 1 | 18.9 | 37.7 | 27 |

FIELD GOALS

| | FIELDGOALS | Md-Att | Pct | 01-19 | 20-29 | 30-39 | 40-49 | 50-99 | Long | Blkd |
|-----------|------------|--------|-----|-------|-------|-------|-------|-------|------|------|
| Cade York | 16-19 | 84.2 | 0-0 | 7-7 | 4-4 | 4-6 | 1-2 | 52 | 0 | |

FG SEQUENCE

| | LSU | Opponents |
|-------------------|-------------------|-----------|
| Georgia Southern | (39),(48) | (47) |
| Texas | (36),(33),(40) | (47) |
| Northwestern St. | (26) | 34 |
| Vanderbilt | (25) | (41) |
| Utah St. | 53 | (30),(47) |
| Florida | 44 | |
| Mississippi State | (20),(23),(25) | |
| Auburn | (20) | (30),(23) |
| Alabama | (40),(45) | |
| Ole Miss | 48,(33),(27),(52) | 38 |

Numbers in (parentheses) indicate field goal was made.

DEFFENSIVE LEADERS

| | GP | Tackles | | | | TFL-Yds | Sacks No-Yds | Pass Defense | | | | Fumbles | | Blkd | |
|-------------------------|-------------|------------|------------|------------|---------------|---------------|-----------------|--------------|-----------|-----------|-------------|----------|----------|------|-----|
| | | Solo | Ast | Total | | | | Int-Yds | BU | PD | Qbh | Rcv-Yds | FF | Kick | Saf |
| 6 Jacob Phillips | 10-10 | 38 | 44 | 82 | 4.5-16 | 1.0-11 | . | 1 | 1 | 3 | . | 1 | . | . | |
| 3 JaCoby Stevens | 10-10 | 33 | 32 | 65 | 4.5-8 | 2.0-2 | 2-9 | 5 | 7 | 1 | . | . | . | . | |
| 8 Patrick Queen | 10-7 | 20 | 32 | 52 | 6.0-21 | 0.5-4 | 1-16 | 1 | 2 | . | 1-10 | . | . | . | |
| 7 Grant Delpit | 10-10 | 28 | 22 | 50 | 2.0-3 | . | 1-0 | 5 | 6 | 1 | 1-0 | . | . | . | |
| 92 Neil Farrell Jr. | 10-3 | 12 | 26 | 38 | 5.5-14 | 2.0-9 | . | 1 | 1 | 4 | . | . | . | . | |
| 18 K'Lavon Chaisson | 8-8 | 18 | 20 | 38 | 8.0-48 | 2.0-21 | . | 1 | 1 | 5 | . | 1 | . | . | |
| 35 Damone Clark | 10-2 | 11 | 23 | 34 | 3.0-26 | 2.5-25 | . | . | . | . | . | . | . | . | |
| 72 Tyler Shelvin | 10-9 | 10 | 23 | 33 | 3.0-5 | . | . | 2 | 2 | 1 | . | . | . | . | |
| 5 Kary Vincent Jr. | 10-6 | 23 | 9 | 32 | 1.0-2 | . | 2-45 | 4 | 6 | . | . | . | . | . | |
| 1 Kristian Fulton | 10-10 | 17 | 8 | 25 | . | . | 1-0 | 9 | 10 | . | . | . | . | . | |
| 24 Derek Stingley Jr. | 10-10 | 20 | 4 | 24 | . | . | 4-0 | 10 | 14 | . | . | . | . | . | |
| 45 Michael Divinity Jr. | 5-3 | 16 | 7 | 23 | 4.0-26 | 3.0-24 | . | . | . | 3 | . | 1 | . | . | |
| 97 Glen Logan | 7-6 | 4 | 11 | 15 | 1.5-2 | 1.0-1 | . | 2 | 2 | 1 | . | . | . | . | |
| 90 Rashard Lawrence | 7-6 | 6 | 8 | 14 | 1.5-17 | 1.5-17 | . | 3 | 3 | 1 | 1-1 | 1 | . | . | |
| 31 Cameron Lewis | 10-0 | 5 | 9 | 14 | 0.5-3 | 0.5-3 | . | 2 | 2 | . | . | . | . | . | |
| 25 Cordale Flott | 9-1 | 8 | 5 | 13 | . | . | . | 3 | 3 | 1 | . | . | . | . | |
| 91 Breiden Fehoko | 10-4 | 6 | 7 | 13 | 5.0-19 | 0.5-5 | . | 1 | 1 | 1 | . | . | . | . | |
| 23 Micah Baskerville | 8-0 | 8 | 4 | 12 | 3.0-4 | 1.0-1 | . | 1 | 1 | . | . | . | 1 | . | |
| 62 Siaki Ika | 8-0 | 5 | 6 | 11 | 1.5-3 | . | . | . | . | . | . | . | . | . | |
| 46 Andre Anthony | 6-2 | 4 | 5 | 9 | 1.0-2 | 1.0-2 | . | 1 | 1 | . | . | . | . | . | |
| 93 Justin Thomas | 5-1 | 6 | 2 | 8 | 2.0-8 | 1.0-7 | . | . | . | . | . | . | . | . | |
| 94 Joseph Evans | 4-1 | 2 | 5 | 7 | . | . | . | . | . | . | . | . | . | . | |
| 9 Marcel Brooks | 7-0 | 2 | 4 | 6 | 1.0-8 | 1.0-8 | . | . | . | 1 | . | . | . | . | |
| 11 Eric Monroe | 9-0 | 5 | 1 | 6 | 1.0-1 | . | . | . | . | . | . | . | . | . | |
| 43 Ray Thornton | 9-0 | 1 | 4 | 5 | . | . | . | . | . | 1 | 1-0 | . | . | . | |
| 4 Todd Harris | 3-1 | 3 | . | 3 | 1.0-4 | . | . | . | . | . | . | . | . | . | |
| 34 Lloyd Cole | 10-0 | 2 | 1 | 3 | . | . | . | . | . | . | . | . | . | . | |
| 16 Jay Ward | 8-0 | 3 | . | 3 | . | . | . | 1 | 1 | 1 | . | . | . | . | |
| 49 Travez Moore | 2-0 | 2 | 1 | 3 | 0.5-3 | 0.5-3 | . | . | . | . | . | . | . | . | |
| 44 Tory Carter | 8-0 | 1 | 1 | 2 | . | . | . | . | . | . | . | . | . | . | |
| 42 Aaron Moffitt | 10-0 | 1 | 1 | 2 | . | . | . | . | . | . | . | . | . | . | |
| 27 Lanard Fournette | 4-0 | 1 | . | 1 | . | . | . | . | . | . | . | . | . | . | |
| 9 Joe Burrow | 10-10 | 1 | . | 1 | . | . | . | . | . | . | . | . | . | . | |
| 14 Maurice Hampton | 8-0 | 1 | . | 1 | . | . | . | . | . | . | . | . | . | . | |
| 2 Justin Jefferson | 10-10 | 1 | . | 1 | . | . | . | . | . | . | . | . | . | . | |
| 17 Racey McMath | 9-0 | 1 | . | 1 | . | . | . | . | . | . | . | . | . | . | |
| 19 Derrick Dillon | 9-3 | 1 | . | 1 | . | . | . | . | . | . | . | . | . | . | |
| 10 Stephen Sullivan | 10-2 | 1 | . | 1 | . | . | . | . | . | . | . | . | . | . | |
| 58 Jared Small | 3-0 | . | 1 | 1 | . | . | . | . | . | . | . | . | . | . | |
| 68 Damien Lewis | 10-10 | 1 | . | 1 | . | . | . | . | . | . | . | . | . | . | |
| 41 Carlton Smith | 5-0 | . | 1 | 1 | . | . | . | . | . | . | . | . | . | . | |
| 80 Jamal Pettigrew | 10-0 | . | 1 | 1 | . | . | . | . | . | . | . | . | . | . | |
| 1 Ja'Marr Chase | 9-9 | 1 | . | 1 | . | . | . | . | . | . | . | . | . | . | |
| Total | 10-0 | 329 | 328 | 657 | 61-243 | 21-143 | 11-70 | 53 | 64 | 25 | 4-11 | 4 | 1 | . | |
| Opponents | 10-0 | 386 | 406 | 792 | 52-209 | 23-149 | 7-82 | 30 | 37 | 19 | 4-2 | 7 | 1 | . | |

TACKLES

| (UT-AT-TOT) | TOTALS | GS | TEXAS | NSU | VANDY | USU | UF | MSU | AU | UA | OM | ARK | TAMU | BOWL |
|--------------------|----------|--------|--------|-------|--------|-------|-------|--------|--------|--------|--------|-----|------|------|
| Jacob Phillips LB | 38-44-82 | 3-7-10 | 6-1-7 | 3-5-8 | 6-4-10 | 2-3-5 | 4-5-9 | 5-3-8 | 2-5-7 | 2-5-7 | 5-6-11 | | | |
| JaCoby Stevens DB | 33-32-65 | 3-4-7 | 7-1-8 | 1-1-2 | 1-4-5 | 0-1-1 | 4-4-8 | 4-4-8 | 6-4-10 | 4-3-7 | 3-6-9 | | | |
| Patrick Queen LB | 20-32-52 | 0-2-2 | 1-5-6 | 0-4-4 | 0-2-2 | 5-1-6 | 5-1-6 | 2-1-3 | 3-4-7 | 4-3-7 | 0-9-9 | | | |
| Grant Delpit | 28-22-50 | 2-2-4 | 3-0-3 | 1-2-3 | 4-2-6 | 2-1-3 | 6-2-8 | 5-6-11 | 2-3-5 | 2-0-2 | 1-4-5 | | | |
| Neil Farrell DE | 12-26-38 | 2-6-8 | 0-1-1 | 0-6-6 | 2-2-4 | 1-2-3 | 1-3-4 | 1-2-3 | 1-1-2 | 2-0-2 | 2-3-5 | | | |
| K. Chaisson LB | 18-20-38 | 1-4-5 | 4-1-5 | DNP | DNP | 1-0-1 | 5-3-8 | 0-2-2 | 2-4-6 | 5-5-10 | 0-1-1 | | | |
| Damone Clark LB | 11-23-34 | 1-8-9 | 1-2-3 | 2-4-6 | 2-2-4 | 0-1-1 | 1-2-3 | 2-1-3 | 1-0-1 | 1-0-1 | 0-3-3 | | | |
| Tyler Shelvin NG | 10-23-33 | 1-5-6 | 2-0-2 | 1-2-3 | 2-2-4 | 0-1-1 | 1-2-3 | 0-2-2 | 1-4-5 | 0-3-3 | 2-2-4 | | | |
| Kary Vincent CB | 23-9-32 | 0-1-1 | 4-1-5 | 4-2-6 | 1-1-2 | 1-0-1 | 1-0-1 | 7-1-8 | 1-1-2 | 2-0-2 | 2-2-4 | | | |
| Kristian Fulton CB | 17-8-25 | 1-0-1 | 4-0-4 | - | 4-1-5 | 2-1-3 | 4-0-4 | 1-2-3 | 0-1-1 | 1-1-2 | 0-2-2 | | | |
| Derek Stingley CB | 20-4-24 | - | 3-0-3 | 1-1-2 | 5-0-5 | 2-0-2 | 5-1-6 | - | 3-1-4 | 1-0-1 | 0-1-1 | | | |
| M. Divinity LB | 16-7-23 | DNP | 8-2-10 | DNP | 0-1-1 | DNP | 1-2-3 | 3-1-4 | 4-1-5 | DNP | DNP | | | |
| Glen Logan DE | 4-11-15 | 0-3-3 | 1-2-3 | DNP | DNP | DNP | 2-0-2 | 0-1-1 | 1-2-3 | - | 0-3-3 | | | |
| Cameron Lewis DB | 5-9-14 | 1-0-1 | - | 1-4-5 | 1-0-1 | - | 1-0-1 | 0-2-2 | 0-1-1 | 1-1-2 | 0-1-1 | | | |
| R. Lawrence DE | 6-8-14 | 1-0-1 | 1-0-1 | DNP | DNP | DNP | - | 1-2-3 | 0-2-2 | 1-3-4 | 2-1-3 | | | |
| Cordale Flott CB | 8-5-13 | - | 1-1-2 | - | 1-1-2 | 1-0-1 | DNP | - | - | 2-1-3 | 3-2-5 | | | |
| Breiden Fehoko DE | 6-7-13 | - | - | 0-2-2 | 2-2-4 | 3-0-3 | 0-1-1 | 1-1-1 | 0-1-1 | - | - | | | |
| M. Baskerville LB | 8-4-12 | DNP | DNP | 1-1-2 | 1-0-1 | 2-0-2 | 1-0-1 | 0-2-2 | 1-1-2 | - | 2-0-2 | | | |
| Siaki Ika | 5-6-11 | 1-0-1 | DNP | 1-1-2 | DNP | 1-1-2 | 1-0-1 | 0-1-1 | - | 0-1-1 | 1-2-3 | | | |
| Andre Anthony LB | 4-5-9 | 1-1-2 | 1-0-1 | 1-2-3 | 1-1-2 | 0-1-1 | DNP | DNP | DNP | DNP | - | | | |
| Justin Thomas DE | 6-2-8 | DNP | 1-0-1 | DNP | 1-1-2 | 4-0-4 | - | 0-1-1 | DNP | DNP | DNP | | | |
| Joseph Evans DL | 2-5-7 | 0-1-1 | DNP | 1-1-2 | 0-2-2 | 1-1-2 | DNP | DNP | DNP | DNP | DNP | | | |
| Marcel Brooks S | 2-4-6 | DNP | 0-1-1 | DNP | - | DNP | 1-0-1 | 1-0-1 | - | - | 0-3-3 | | | |
| Eric Monroe DB | 5-1-6 | 1-0-1 | - | 1-1-2 | - | 1-0-1 | - | - | - | 2-0-2 | DNP | | | |
| Ray Thornton LB | 1-4-5 | 1-1-2 | - | 0-1-1 | - | DNP | - | - | - | - | 0-2-2 | | | |
| Travez Moore DE | 2-1-3 | DNP | DNP | 2-1-3 | - | DNP | DNP | DNP | DNP | DNP | DNP | | | |
| Lloyd Cole CB | 2-1-3 | - | - | - | - | - | - | - | 1-0-1 | 1-0-1 | 0-1-1 | | | |
| Jay Ward CB | 3-0-3 | DNP | DNP | - | - | - | 1-0-1 | 1-0-1 | - | 1-0-1 | - | | | |
| Todd Harris DB | 3-0-3 | 1-0-1 | 1-0-1 | 1-0-1 | DNP | DNP | DNP | DNP | DNP | DNP | DNP | | | |
| Aaron Moffitt | 1-1-2 | - | - | - | - | 1-0-1 | - | 0-1-1 | - | - | - | | | |
| Tory Carter | 1-1-2 | - | - | - | DNP | DNP | - | 1-0-1 | - | 0-1-1 | - | | | |
| Carlton Smith LB | 0-1-1 | - | - | 0-1-1 | DNP | - | DNP | DNP | DNP | - | DNP | | | |
| Jared Small LB | 0-1-1 | 0-1-1 | - | - | DNP | DNP | DNP | DNP | DNP | DNP | DNP | | | |
| Damien Lewis | 1-0-1 | - | 1-0-1 | - | - | - | - | - | - | - | - | | | |
| Joe Burrow | 1-0-1 | - | - | - | - | - | - | - | - | 1-0-1 | - | | | |
| Racey McMath | 1-0-1 | - | 1-0-1 | DNP | - | - | - | - | - | - | - | | | |
| Maurice Hampton DB | 1-0-1 | - | DNP | - | - | 1-0-1 | - | - | - | - | DNP | | | |
| Steph. Sullivan | 1-0-1 | - | - | 1-0-1 | - | - | - | - | - | - | - | | | |
| Jamal Pettigrew | 0-1-1 | - | - | - | - | - | - | - | - | 0-1-1 | - | | | |
| Derrick Dillon | 1-0-1 | - | - | - | - | - | - | - | 1-0-1 | - | DNP | | | |
| Ja'Marr Chase | 1-0-1 | - | - | DNP | - | - | - | - | 1-0-1 | - | - | | | |
| La. Fournette | 1-0-1 | - | - | - | 1-0-1 | DNP | DNP | DNP | DNP | DNP | DNP | | | |
| Just. Jefferson | 1-0-1 | - | - | - | - | - | - | - | - | - | 1-0-1 | | | |

TACKLES FOR LOSS

| | TOTALS | GS | TEXAS | NSU | VANDY | USU | UF | MSU | AU | UA | OM | ARK | TAMU | BOWL |
|-------------------|--------|--------|--------|-------|--------|--------|--------|-------|--------|--------|-------|-----|------|------|
| K. Chaisson LB | 6-8.0 | - | 1.0-12 | DNP | DNP | - | 3.0-12 | - | 0.5-1 | 3.5-23 | - | | | |
| Patrick Queen LB | 4-6.0 | - | 0.5-1 | - | - | 3.0-13 | - | 1.0-1 | - | 0.5-4 | 1.0-2 | | | |
| Neil Farrell DE | 4-5.5 | 1.0-2 | - | 0.5-1 | 1.0-1 | 1.5-7 | - | - | - | - | 1.5-3 | | | |
| Breiden Fehoko DE | 4-5.0 | - | - | 0.5-1 | 2.5-11 | 1.0-1 | - | 1.0-6 | - | - | - | | | |
| Jacob Phillips LB | 4-4.5 | - | - | - | 3.0-4 | - | - | - | 1.0-11 | 0.5-1 | - | | | |
| JaCoby Stevens DB | 3-4.5 | 0.5-2 | 1.0-1 | - | - | - | - | 1.0-1 | - | 1.5-3 | 0.5-1 | | | |
| M. Divinity LB | 4-4.0 | DNP | 1.0-12 | DNP | - | DNP | - | 2.0-7 | 1.0-7 | DNP | DNP | | | |
| M. Baskerville LB | 3-3.0 | DNP | DNP | - | - | 2.0-2 | - | - | - | - | 1.0-2 | | | |
| Damone Clark LB | 2-3.0 | - | - | - | 1.5-11 | 0.5-1 | - | - | 1.0-14 | - | - | | | |
| Tyler Shelvin NG | 2-3.0 | 1.0-2 | - | - | - | - | 1.0-2 | - | 0.5-0 | - | 0.5-1 | | | |
| Grant Delpit | 1-2.0 | 1.5-3 | - | - | - | - | - | - | - | - | 0.5-0 | | | |
| Justin Thomas DE | 2-2.0 | DNP | - | DNP | 1.0-7 | 1.0-1 | - | - | DNP | DNP | DNP | | | |
| R. Lawrence DE | 1-1.5 | 1.0-12 | - | DNP | DNP | DNP | - | - | - | 0.5-5 | - | | | |
| Glen Logan DE | 1-1.5 | - | 1.5-2 | DNP | DNP | DNP | - | - | - | - | - | | | |
| Siaki Ika | 1-1.5 | - | DNP | 1.0-2 | DNP | - | - | - | - | 0.5-1 | - | | | |
| Kary Vincent CB | 1-1.0 | - | - | - | - | 1.0-2 | - | - | - | - | - | | | |
| Marcel Brooks S | 1-1.0 | DNP | - | DNP | - | DNP | 1.0-8 | - | - | - | - | | | |
| Todd Harris DB | 1-1.0 | - | 1.0-4 | - | DNP | DNP | DNP | DNP | DNP | DNP | DNP | | | |
| Eric Monroe DB | 1-1.0 | - | - | 1.0-1 | - | - | - | - | - | - | DNP | | | |
| Andre Anthony LB | 1-1.0 | - | 1.0-2 | - | - | - | DNP | DNP | DNP | DNP | - | | | |
| Travez Moore DE | 0-0.5 | DNP | DNP | 0.5-3 | - | DNP | DNP | DNP | DNP | DNP | DNP | | | |
| Cameron Lewis DB | 0-0.5 | - | - | 0.5-3 | - | - | - | - | - | - | - | | | |

PASSING

| #9 Joe Burrow | Comp-Att-Int | Pct | Yards | TD | Long | Sack-Yds | Effic |
|-------------------|------------------|-------------|-------------|-----------|-----------|---------------|---------------|
| Georgia Southern | 23-27-0 | 85.2 | 278 | 5 | 44 | 0-0 | 232.79 |
| Texas | 31-39-1 | 79.5 | 471 | 4 | 61 | 4-25 | 209.65 |
| Northwestern St. | 21-24-1 | 87.5 | 373 | 2 | 65 | 1-5 | 237.22 |
| Vanderbilt | 25-34-0 | 73.5 | 398 | 6 | 64 | 2-20 | 230.09 |
| Utah St. | 27-38-1 | 71.1 | 344 | 5 | 39 | 2-9 | 185.25 |
| Florida | 21-24-0 | 87.5 | 293 | 3 | 54 | 0-0 | 231.30 |
| Mississippi State | 25-32-0 | 78.1 | 327 | 4 | 60 | 3-22 | 205.21 |
| Auburn | 32-42-1 | 76.2 | 321 | 1 | 45 | 3-16 | 143.49 |
| Alabama | 31-39-0 | 79.5 | 393 | 3 | 35 | 5-37 | 189.52 |
| Ole Miss | 32-42-2 | 76.2 | 489 | 5 | 61 | 3-15 | 203.75 |
| TOTALS | 268-341-6 | 78.6 | 3687 | 38 | 65 | 23-149 | 202.67 |

| #15 Myles Brennan | Comp-Att-Int | Pct | Yards | TD | Long | Sack-Yds | Effic |
|-------------------|----------------|-------------|------------|----------|-----------|------------|---------------|
| Georgia Southern | 7-12-0 | 58.3 | 72 | 0 | 32 | 0-0 | 108.73 |
| Northwestern St. | 8-9-0 | 88.9 | 115 | 0 | 35 | 0-0 | 196.22 |
| Vanderbilt | 1-4-1 | 25.0 | 20 | 0 | 20 | 0-0 | 17.00 |
| Utah St. | 1-1-0 | 100.0 | 9 | 0 | 9 | 0-0 | 175.60 |
| Mississippi State | 0-3-0 | 0.0 | 0 | 0 | 0 | 0-0 | 0.00 |
| TOTALS | 17-29-1 | 58.6 | 216 | 0 | 35 | 0-0 | 114.29 |

RUSHING

| | no-yds/td | GS | TEXAS | NSU | VANDY | USU | UF | MSU | AU | UA | OM | ARK | TAMU | BOWL |
|-------------------|------------|--------|---------|---------|----------|---------|----------|---------|----------|----------|----------|-----|------|------|
| C. Ed.-Helaire RB | 158-958/12 | 9-45/1 | 15-87/1 | 13-50/2 | 14-106/1 | 14-72/0 | 13-134/2 | 11-53/0 | 26-136/1 | 20-103/3 | 23-172/1 | | | |
| Ty Davis-Price RB | 47-235/4 | 5-11/0 | 1-0/0 | 7-29/2 | 4-19/0 | 11-53/0 | 3-40/1 | 6-49/0 | 4-22/0 | 3-4/0 | 3-8/1 | | | |
| Joe Burrow QB | 75-215/3 | 1-2/0 | 9-8/0 | 7-30/1 | 2--20/0 | 10-42/1 | 6-43/0 | 4-11/0 | 13-31/1 | 14-64/0 | 9-26/0 | | | |
| John Emery Jr. RB | 32-136/2 | 6-20/0 | DNP | 3-2/1 | 9-51/1 | 8-45/0 | 1-2/0 | 2-1/0 | DNP | DNP | 3-21/0 | | | |
| Chris Curry RB | 12-57/0 | 2-23/0 | 0-0/0 | DNP | 4-10/0 | 6-24/0 | 0-0/0 | 0-0/0 | 0-0/0 | 0-0/0 | 0-0/0 | | | |
| Myles Brennan QB | 8-37/0 | 3-3/0 | DNP | 1-9/0 | 2-14/0 | 2-11/0 | DNP | 0-0/0 | DNP | DNP | 0-0/0 | | | |
| La. Fournette RB | 13-36/1 | 6-19/1 | 3-9/0 | 3-7/0 | 1-1/0 | DNP | DNP | DNP | DNP | DNP | DNP | | | |
| Team | 13--18/0 | 1--1/0 | 1--2/0 | 1--1/0 | 0-0/0 | DNP | 1--1/0 | 2--4/0 | 3--2/0 | 3--5/0 | 1--2/- | | | |

RECEIVING

| | no-yds/td | GS | TEXAS | NSU | VANDY | USU | UF | MSU | AU | UA | OM | ARK | TAMU | BOWL |
|--------------------|------------|--------|---------|---------|----------|---------|----------|--------|---------|---------|---------|-----|------|------|
| Ja'Marr Chase WR | 57-1116/13 | 2-21/1 | 8-147/0 | DNP | 10-229/4 | 3-54/1 | 7-127/2 | 5-48/1 | 8-123/0 | 6-140/1 | 8-227/3 | | | |
| Just. Jefferson WR | 71-1010/11 | 5-87/1 | 9-163/3 | 5-124/0 | 2-18/1 | 9-155/2 | 10-123/1 | 8-89/1 | 7-60/0 | 7-79/0 | 9-112/2 | | | |
| T. Marshall WR | 28-410/8 | 4-31/3 | 6-123/1 | 6-75/2 | 4-75/0 | DNP | DNP | DNP | 2-29/1 | 2-45/1 | 4-32/0 | | | |
| Thaddeus Moss TE | 32-355/1 | 2-61/0 | 1-15/0 | DNP | 0-0/0 | 5-39/1 | 3-38/0 | 3-48/0 | 7-45/0 | 6-46/0 | 5-63/0 | | | |
| C. Ed.-Helaire RB | 32-224/1 | 4-31/0 | 4-15/0 | 0-0/0 | 1-1/0 | 1-12/0 | 0-0/0 | 2-15/0 | 7-51/0 | 9-77/1 | 4-22/0 | | | |
| Racey McMath WR | 11-170/2 | 0-0/0 | 1-5/0 | DNP | 5-48/1 | 1-9/0 | 0-0/0 | 3-76/1 | 0-0/0 | 0-0/0 | 1-32/0 | | | |
| Derrick Dillon WR | 9-152/2 | 1-32/0 | 0-0/0 | 3-41/0 | 0-0/0 | 4-42/1 | 0-0/0 | 1-37/1 | 0-0/0 | 0-0/0 | DNP | | | |
| Steph. Sullivan TE | 11-121/0 | 0-0/0 | 0-0/0 | 4-51/0 | 3-48/0 | 1-8/0 | 1-5/0 | 2-9/0 | 0-0/0 | 0-0/0 | 0-0/0 | | | |
| Jontre Kirklin WR | 2-75/0 | 0-0/0 | 0-0/0 | 2-75/0 | 0-0/0 | 0-0/0 | DNP | 0-0/0 | 0-0/0 | 0-0/0 | 0-0/0 | | | |
| Ty Davis-Price RB | 9-68/0 | 2-24/0 | 0-0/0 | 2-20/0 | 1-1/0 | 0-0/0 | 0-0/0 | 1-5/0 | 1-13/0 | 1-6/0 | 1-1/0 | | | |
| Jaray Jenkins WR | 5-67/0 | 0-0/0 | DNP | 5-67/0 | 0-0/0 | 0-0/0 | DNP | 0-0/0 | DNP | DNP | DNP | | | |
| John Emery Jr. RB | 5-51/0 | 1-17/0 | DNP | 0-0/0 | 0-0/0 | 4-34/0 | 0-0/0 | 0-0/0 | DNP | DNP | 0-0/0 | | | |
| Devonta Lee WR | 2-27/0 | 1--1/0 | 0-0/0 | 1-28/0 | DNP | 0-0/0 | 0-0/0 | 0-0/0 | 0-0/0 | 0-0/0 | 0-0/0 | | | |
| La. Fournette RB | 5-19/0 | 3-16/0 | 2-3/0 | 0-0/0 | 0-0/0 | DNP | DNP | DNP | DNP | DNP | DNP | | | |
| Chris Curry RB | 2-14/0 | 2-14/0 | 0-0/0 | DNP | 0-0/0 | 0-0/0 | 0-0/0 | 0-0/0 | 0-0/0 | 0-0/0 | 0-0/0 | | | |
| TK McLendon TE | 1-12/0 | 1-12/0 | 0-0/0 | DNP | 0-0/0 | DNP | DNP | DNP | DNP | DNP | DNP | | | |
| Tory Carter FB | 1-7/0 | 0-0/0 | 0-0/0 | 1-7/0 | DNP | DNP | 0-0/0 | 0-0/0 | 0-0/0 | 0-0/0 | 0-0/0 | | | |
| Trey Palmer WR | 1-6/0 | 1-6/0 | DNP | 0-0/0 | 0-0/0 | 0-0/0 | 0-0/0 | 0-0/0 | DNP | DNP | DNP | | | |
| Jamal Pettigrew TE | 1--1/0 | 1--1/0 | 0-0/0 | 0-0/0 | 0-0/0 | 0-0/0 | 0-0/0 | 0-0/0 | 0-0/0 | 0-0/0 | 0-0/0 | | | |

TEAM STATISTICS

| Date | Opponent | Rushing | | | | Receiving | | | | Passing | | | | Kick Ret | | | | Punt Ret | | | | tot off |
|-----------------|----------------------|------------|-------------|-----------|-----------|------------|-------------|-----------|-----------|-------------------|-------------|-----------|-----------|-----------|------------|----------|-----------|-----------|------------|----------|-----------|-------------|
| | | no. | yds | td | lg | no. | yds | td | lg | c-a-i | yds | td | lg | no. | yds | td | lg | no. | yds | td | lg | |
| Aug 31, 2019 | GEORGIA SOUTHERN | 33 | 122 | 2 | 20 | 30 | 350 | 5 | 44 | 30-39-0 | 350 | 5 | 44 | 0 | 0 | 0 | 0 | 4 | 52 | 0 | 32 | 472 |
| Sep 07, 2019 | at Texas | 29 | 102 | 1 | 24 | 31 | 471 | 4 | 61 | 31-39-1 | 471 | 4 | 61 | 0 | 0 | 0 | 0 | 1 | 11 | 0 | 11 | 573 |
| Sep 14, 2019 | NORTHWESTERN ST. | 35 | 122 | 6 | 13 | 29 | 488 | 2 | 65 | 29-33-1 | 488 | 2 | 65 | 3 | 76 | 0 | 31 | 4 | 108 | 1 | 54 | 610 |
| Sep 21, 2019 | at Vanderbilt | 36 | 181 | 2 | 46 | 26 | 418 | 6 | 64 | 26-38-1 | 418 | 6 | 64 | 2 | 68 | 0 | 46 | 4 | 25 | 1 | 1 | 599 |
| Oct 05, 2019 | UTAH ST. | 51 | 248 | 1 | 21 | 28 | 353 | 5 | 39 | 28-39-1 | 353 | 5 | 39 | 1 | 38 | 0 | 38 | 1 | 10 | 0 | 10 | 601 |
| Oct 12, 2019 | FLORIDA | 24 | 218 | 3 | 57 | 21 | 293 | 3 | 54 | 21-24-0 | 293 | 3 | 54 | 1 | 20 | 0 | 20 | 0 | 0 | 0 | 0 | 511 |
| Oct 19, 2019 | at Mississippi State | 25 | 86 | 0 | 19 | 25 | 327 | 4 | 60 | 25-35-0 | 327 | 4 | 60 | 2 | 24 | 0 | 22 | 1 | 2 | 0 | 2 | 413 |
| Oct 26, 2019 | AUBURN | 46 | 187 | 2 | 26 | 32 | 321 | 1 | 45 | 32-42-1 | 321 | 1 | 45 | 0 | 0 | 0 | 0 | 2 | 7 | 0 | 7 | 508 |
| Nov 09, 2019 | at Alabama | 40 | 166 | 3 | 19 | 31 | 393 | 3 | 35 | 31-39-0 | 393 | 3 | 35 | 2 | 20 | 0 | 19 | 2 | 19 | 0 | 11 | 559 |
| Nov 16, 2019 | at Ole Miss | 39 | 225 | 2 | 49 | 32 | 489 | 5 | 61 | 32-42-2 | 489 | 5 | 61 | 2 | 0 | 0 | 0 | 0 | 0 | 0 | 0 | 714 |
| LSU | | 358 | 1657 | 22 | 57 | 285 | 3903 | 38 | 65 | 285-370-7 | 3903 | 38 | 65 | 13 | 246 | 0 | 46 | 19 | 234 | 2 | 54 | 5560 |
| Opponent | | 337 | 1308 | 10 | 70 | 186 | 2370 | 18 | 85 | 186-345-11 | 2370 | 18 | 85 | 12 | 258 | 0 | 32 | 6 | 96 | 1 | 77 | 3678 |

Games: 10 Avg/rush: 4.6 Avg/catch: 13.7 Pass effic: 195.74 KR avg: 18.9 PR avg: 12.3 All purpose avg/game: 611.0 Total offense avg/gm: 556.0

| Date | Opponent | Tackles | | | | Sacks | | Fumble | | | Pass Defense | | | | blkd | PAT Attempts | | | off | | | |
|-----------------|----------------------|------------|------------|------------|-------------|------------|-------------|------------|----------|----------|--------------|-----------|-----------|-----------|-----------|--------------|--------------|----------|----------|----------|-----------|------------|
| | | solo | ast | total | tfl | yds | no. | yds | ff | fr | yds | no. | yds | qbh | brup | kick | kicks | rush | rcv | saf | t/o | pts |
| Aug 31, 2019 | GEORGIA SOUTHERN | 21 | 46 | 67 | 5.0 | 21 | 2.0 | 14 | 2 | 2 | 10 | 0 | 0 | 1 | 2 | 0 | 7-7 | 0 | 0 | 0 | 14 | 55 |
| Sep 07, 2019 | at Texas | 51 | 18 | 69 | 7.0 | 34 | 5.0 | 28 | 1 | 0 | 0 | 0 | 0 | 3 | 5 | 0 | 4-4 | 0 | 1 | 0 | 0 | 45 |
| Sep 14, 2019 | NORTHWESTERN ST. | 23 | 42 | 65 | 4.0 | 11 | 1.0 | 6 | 0 | 0 | 0 | 0 | 0 | 0 | 9 | 0 | 8-9 | 0 | 0 | 0 | 0 | 65 |
| Sep 21, 2019 | at Vanderbilt | 35 | 28 | 63 | 9.0 | 34 | 3.0 | 23 | 0 | 0 | 0 | 2 | 0 | 3 | 9 | 1 | 9-9 | 0 | 0 | 0 | 0 | 66 |
| Oct 05, 2019 | UTAH ST. | 31 | 14 | 45 | 10.0 | 27 | 2.0 | 8 | 0 | 0 | 0 | 3 | 5 | 1 | 2 | 0 | 6-6 | 0 | 0 | 0 | 14 | 42 |
| Oct 12, 2019 | FLORIDA | 45 | 26 | 71 | 5.0 | 22 | 2.0 | 17 | 0 | 0 | 0 | 1 | 0 | 5 | 9 | 0 | 6-6 | 0 | 0 | 0 | 7 | 42 |
| Oct 19, 2019 | at Mississippi State | 35 | 36 | 71 | 5.0 | 15 | 2.0 | 6 | 1 | 1 | 1 | 2 | 9 | 4 | 4 | 0 | 3-4 | 0 | 0 | 0 | 10 | 36 |
| Oct 26, 2019 | AUBURN | 31 | 36 | 67 | 4.0 | 33 | 3.0 | 32 | 0 | 0 | 0 | 1 | 0 | 3 | 3 | 0 | 2-3 | 0 | 0 | 0 | 0 | 23 |
| Nov 09, 2019 | at Alabama | 33 | 28 | 61 | 7.0 | 37 | 1.0 | 9 | 0 | 1 | 0 | 1 | 16 | 5 | 6 | 0 | 4-5 | 0 | 0 | 0 | 14 | 46 |
| Nov 16, 2019 | at Ole Miss | 24 | 54 | 78 | 5.0 | 9 | 0.0 | 0 | 0 | 0 | 0 | 1 | 40 | 0 | 4 | 0 | 7-7 | 0 | 0 | 0 | 3 | 58 |
| LSU | | 329 | 328 | 657 | 61.0 | 243 | 21.0 | 143 | 4 | 4 | 11 | 11 | 70 | 25 | 53 | 1 | 56-60 | 0 | 1 | 0 | 62 | 478 |
| Opponent | | 386 | 406 | 792 | 52.0 | 209 | 23.0 | 149 | 7 | 4 | 2 | 7 | 82 | 19 | 30 | 1 | 27-28 | 1 | 1 | 0 | 31 | 238 |

| Date | Opponent | Punting | | | | | | | Field Goals | | | Kickoffs | | | | | | |
|-----------------|----------------------|-----------|-------------|-------------|-----------|----------|----------|-----------|-------------|-----------|--------------|-----------|----------|-----------|-------------|-------------|-----------|----------|
| | | no. | yds | avg | long | blkd | tb | fc | 50+ | in20 | m-a | long | blkd | no. | yds | avg | tb | ob |
| Aug 31, 2019 | GEORGIA SOUTHERN | 3 | 155 | 51.7 | 53 | 0 | 0 | 1 | 3 | 3 | 2-2 | 48 | 0 | 10 | 650 | 65.0 | 9 | 0 |
| Sep 07, 2019 | at Texas | 2 | 96 | 48.0 | 52 | 0 | 0 | 1 | 1 | 1 | 3-3 | 40 | 0 | 9 | 585 | 65.0 | 9 | 0 |
| Sep 14, 2019 | NORTHWESTERN ST. | 1 | 36 | 36.0 | 36 | 0 | 0 | 0 | 0 | 1 | 1-1 | 26 | 0 | 11 | 690 | 62.7 | 9 | 0 |
| Sep 21, 2019 | at Vanderbilt | 5 | 211 | 42.2 | 56 | 0 | 0 | 2 | 2 | 2 | 1-1 | 25 | 0 | 11 | 715 | 65.0 | 11 | 0 |
| Oct 05, 2019 | UTAH ST. | 2 | 91 | 45.5 | 55 | 0 | 1 | 1 | 1 | 1 | 0-1 | 0 | 0 | 7 | 455 | 65.0 | 6 | 0 |
| Oct 12, 2019 | FLORIDA | 2 | 81 | 40.5 | 49 | 0 | 0 | 1 | 0 | 2 | 0-1 | 0 | 0 | 7 | 455 | 65.0 | 7 | 0 |
| Oct 19, 2019 | at Mississippi State | 5 | 233 | 46.6 | 57 | 0 | 1 | 1 | 2 | 2 | 3-3 | 25 | 0 | 8 | 518 | 64.8 | 7 | 0 |
| Oct 26, 2019 | AUBURN | 6 | 229 | 38.2 | 45 | 0 | 1 | 3 | 0 | 0 | 1-1 | 20 | 0 | 5 | 325 | 65.0 | 3 | 0 |
| Nov 09, 2019 | at Alabama | 4 | 159 | 39.8 | 46 | 0 | 0 | 2 | 0 | 2 | 2-2 | 45 | 0 | 9 | 545 | 60.6 | 4 | 0 |
| Nov 16, 2019 | at Ole Miss | 0 | 0 | 0.0 | 0 | 0 | 0 | 0 | 0 | 0 | 3-4 | 52 | 0 | 11 | 662 | 60.2 | 8 | 0 |
| LSU | | 30 | 1291 | 43.0 | 57 | 0 | 3 | 12 | 9 | 14 | 16-19 | 52 | 0 | 88 | 5600 | 63.6 | 73 | 0 |
| Opponent | | 59 | 2545 | 43.1 | 74 | 1 | 6 | 17 | 12 | 12 | 7-9 | 47 | 0 | 44 | 2256 | 51.3 | 14 | 1 |

OPPONENT TEAM STATISTICS

| Date | Opponent | Rushing | | | | Receiving | | | | Passing | | | | Kick Ret | | | | Punt Ret | | | | tot off |
|------------------------|----------------------|------------|-------------|-----------|-----------|------------|-------------|-----------|-----------|-------------------|-------------|-----------|-----------|-----------|------------|----------|-----------|-----------|------------|----------|-----------|-------------|
| | | no. | yds | td | lg | no. | yds | td | lg | c-a-i | yds | td | lg | no. | yds | td | lg | no. | yds | td | lg | |
| Aug 31, 2019 | GEORGIA SOUTHERN | 39 | 74 | 0 | 11 | 4 | 24 | 0 | 12 | 4-11-0 | 24 | 0 | 12 | 1 | 13 | 0 | 13 | 0 | 0 | 0 | 0 | 98 |
| Sep 07, 2019 | at Texas | 37 | 121 | 1 | 17 | 32 | 409 | 4 | 55 | 32-48-0 | 409 | 4 | 55 | 0 | 0 | 0 | 0 | 1 | 2 | 0 | 2 | 530 |
| Sep 14, 2019 | NORTHWESTERN ST. | 23 | 46 | 0 | 7 | 23 | 232 | 2 | 28 | 23-41-0 | 232 | 2 | 28 | 1 | 16 | 0 | 16 | 0 | 0 | 0 | 0 | 278 |
| Sep 21, 2019 | at Vanderbilt | 34 | 145 | 2 | 52 | 19 | 229 | 1 | 36 | 19-39-2 | 229 | 1 | 36 | 0 | 0 | 0 | 0 | 1 | 11 | 0 | 11 | 374 |
| Oct 05, 2019 | UTAH ST. | 22 | 19 | 0 | 8 | 16 | 140 | 0 | 35 | 16-31-3 | 140 | 0 | 35 | 1 | 21 | 0 | 21 | 0 | 0 | 0 | 0 | 159 |
| Oct 12, 2019 | FLORIDA | 40 | 146 | 0 | 17 | 24 | 311 | 4 | 28 | 24-44-1 | 311 | 4 | 28 | 0 | 0 | 0 | 0 | 0 | 0 | 0 | 0 | 457 |
| Oct 19, 2019 | at Mississippi State | 37 | 102 | 1 | 12 | 17 | 238 | 1 | 29 | 17-28-2 | 238 | 1 | 29 | 1 | 28 | 0 | 28 | 2 | 3 | 0 | 7 | 340 |
| Oct 26, 2019 | AUBURN | 33 | 130 | 1 | 70 | 15 | 157 | 1 | 34 | 15-36-1 | 157 | 1 | 34 | 2 | 59 | 0 | 32 | 1 | 3 | 0 | 3 | 287 |
| Nov 09, 2019 | at Alabama | 28 | 123 | 1 | 31 | 21 | 418 | 4 | 85 | 21-40-1 | 418 | 4 | 85 | 5 | 91 | 0 | 29 | 1 | 77 | 1 | 77 | 541 |
| Nov 16, 2019 | at Ole Miss | 44 | 402 | 4 | 60 | 15 | 212 | 1 | 55 | 15-27-1 | 212 | 1 | 55 | 1 | 30 | 0 | 30 | 0 | 0 | 0 | 0 | 614 |
| Opponent totals | | 337 | 1308 | 10 | 70 | 186 | 2370 | 18 | 85 | 186-345-11 | 2370 | 18 | 85 | 12 | 258 | 0 | 32 | 6 | 96 | 1 | 77 | 3678 |
| LSU | | 358 | 1657 | 22 | 57 | 285 | 3903 | 38 | 65 | 285-370-7 | 3903 | 38 | 65 | 13 | 246 | 0 | 46 | 19 | 234 | 2 | 54 | 5560 |

| Date | Opponent | Tackles | | | | Sacks | | Fumble | | | Pass Defense | | | | blkd | PAT Attempts | | | off | | | |
|------------------------|----------------------|------------|------------|------------|-------------|------------|-------------|------------|----------|----------|--------------|-----------|-----------|-----------|-----------|--------------|--------------|----------|----------|----------|-----------|------------|
| | | solo | ast | total | tfl | yds | no. | yds | ff | fr | yds | no. | yds | qbh | brup | kick | kicks | rush | rcv | saf | t/o | pts |
| Aug 31, 2019 | GEORGIA SOUTHERN | 30 | 58 | 88 | 7.0 | 9 | 0.0 | 0 | 0 | 0 | 0 | 0 | 0 | 5 | 0 | 0-0 | 0 | 0 | 0 | 0 | 0 | 3 |
| Sep 07, 2019 | at Texas | 44 | 12 | 56 | 6.0 | 32 | 4.0 | 25 | 0 | 0 | 0 | 1 | 8 | 1 | 2 | 0 | 5-5 | 0 | 0 | 0 | 0 | 38 |
| Sep 14, 2019 | NORTHWESTERN ST. | 38 | 44 | 82 | 5.0 | 18 | 1.0 | 5 | 0 | 0 | 0 | 1 | 8 | 1 | 2 | 0 | 2-2 | 0 | 0 | 0 | 0 | 14 |
| Sep 21, 2019 | at Vanderbilt | 36 | 40 | 76 | 6.0 | 29 | 2.0 | 20 | 0 | 1 | 0 | 1 | 47 | 2 | 2 | 0 | 5-5 | 0 | 0 | 0 | 14 | 38 |
| Oct 05, 2019 | UTAH ST. | 60 | 30 | 90 | 4.0 | 17 | 2.0 | 9 | 2 | 1 | 0 | 1 | 19 | 2 | 2 | 0 | 0-0 | 0 | 0 | 0 | 3 | 6 |
| Oct 12, 2019 | FLORIDA | 32 | 14 | 46 | 1.0 | 2 | 0.0 | 0 | 0 | 0 | 0 | 0 | 0 | 3 | 0 | 4-4 | 0 | 0 | 0 | 0 | 28 | |
| Oct 19, 2019 | at Mississippi State | 30 | 38 | 68 | 6.0 | 25 | 3.0 | 22 | 1 | 0 | 0 | 0 | 0 | 2 | 7 | 0 | 1-1 | 0 | 0 | 0 | 0 | 13 |
| Oct 26, 2019 | AUBURN | 40 | 68 | 108 | 6.0 | 20 | 3.0 | 16 | 1 | 1 | 0 | 1 | 0 | 0 | 3 | 0 | 2-2 | 0 | 0 | 0 | 7 | 20 |
| Nov 09, 2019 | at Alabama | 45 | 42 | 87 | 6.0 | 38 | 5.0 | 37 | 2 | 1 | 2 | 0 | 0 | 7 | 0 | 1 | 5-6 | 0 | 0 | 0 | 0 | 41 |
| Nov 16, 2019 | at Ole Miss | 31 | 60 | 91 | 5.0 | 19 | 3.0 | 15 | 1 | 0 | 0 | 2 | 0 | 4 | 4 | 0 | 3-3 | 1 | 1 | 0 | 7 | 37 |
| Opponent totals | | 386 | 406 | 792 | 52.0 | 209 | 23.0 | 149 | 7 | 4 | 2 | 7 | 82 | 19 | 30 | 1 | 27-28 | 1 | 1 | 0 | 31 | 238 |
| LSU | | 329 | 328 | 657 | 61.0 | 243 | 21.0 | 143 | 4 | 4 | 11 | 11 | 70 | 25 | 53 | 1 | 56-60 | 0 | 1 | 0 | 62 | 478 |

| Date | Opponent | Punting | | | | | | | | Field Goals | | | Kickoffs | | | | | |
|------------------------|----------------------|-----------|-------------|-------------|-----------|----------|----------|-----------|-----------|-------------|--------------|-----------|----------|-----------|-------------|-------------|-----------|----------|
| | | no. | yds | avg | long | blkd | tb | fc | 50+ | in20 | m-a | long | blkd | no. | yds | avg | tb | ob |
| Aug 31, 2019 | GEORGIA SOUTHERN | 9 | 396 | 44.0 | 74 | 0 | 0 | 3 | 2 | 2 | 1-1 | 47 | 0 | 2 | 105 | 52.5 | 1 | 0 |
| Sep 07, 2019 | at Texas | 3 | 132 | 44.0 | 55 | 0 | 1 | 0 | 1 | 1 | 1-1 | 47 | 0 | 7 | 359 | 51.3 | 4 | 1 |
| Sep 14, 2019 | NORTHWESTERN ST. | 7 | 290 | 41.4 | 49 | 0 | 0 | 1 | 0 | 1 | 0-1 | 0 | 0 | 3 | 184 | 61.3 | 0 | 0 |
| Sep 21, 2019 | at Vanderbilt | 8 | 329 | 41.1 | 66 | 1 | 1 | 1 | 2 | 1 | 1-1 | 41 | 0 | 6 | 327 | 54.5 | 3 | 0 |
| Oct 05, 2019 | UTAH ST. | 7 | 273 | 39.0 | 47 | 0 | 0 | 4 | 0 | 2 | 2-2 | 47 | 0 | 3 | 166 | 55.3 | 1 | 0 |
| Oct 12, 2019 | FLORIDA | 4 | 171 | 42.8 | 49 | 0 | 0 | 2 | 0 | 1 | 0-0 | 0 | 0 | 5 | 245 | 49.0 | 1 | 0 |
| Oct 19, 2019 | at Mississippi State | 5 | 214 | 42.8 | 70 | 0 | 1 | 1 | 1 | 1 | 0-0 | 0 | 0 | 3 | 179 | 59.7 | 1 | 0 |
| Oct 26, 2019 | AUBURN | 10 | 462 | 46.2 | 55 | 0 | 0 | 5 | 3 | 3 | 2-2 | 30 | 0 | 4 | 235 | 58.8 | 3 | 0 |
| Nov 09, 2019 | at Alabama | 3 | 146 | 48.7 | 51 | 0 | 1 | 0 | 2 | 0 | 0-0 | 0 | 0 | 6 | 259 | 43.2 | 0 | 0 |
| Nov 16, 2019 | at Ole Miss | 3 | 132 | 44.0 | 50 | 0 | 2 | 0 | 1 | 0 | 0-1 | 0 | 0 | 5 | 197 | 39.4 | 0 | 0 |
| Opponent totals | | 59 | 2545 | 43.1 | 74 | 1 | 6 | 17 | 12 | 12 | 7-9 | 47 | 0 | 44 | 2256 | 51.3 | 14 | 1 |
| LSU | | 30 | 1291 | 43.0 | 57 | 0 | 3 | 12 | 9 | 14 | 16-19 | 52 | 0 | 88 | 5600 | 63.6 | 73 | 0 |

THE LAST TIME...

Games against Ranked Teams

Beat a top 25 team

#3 Alabama, 46-41, in Tuscaloosa (11/9/19)

Beat a top 10 team

#3 Alabama, 46-41, in Tuscaloosa (11/9/19)

Beat a top 5 team

#3 Alabama, 46-41, in Tuscaloosa (11/9/19)

Beat an FBS No. 1 team (AP or Coaches Poll)

#1 Ohio State, 38-24 (01/07/08 - BCS Championship Game)

Beat an FBS No. 1 team (AP or Coaches Poll) at home

#1 Florida, 28-21 (10/11/97)

Beat a ranked opponent at home

#9 Auburn, 23-20, in Baton Rouge (10/26/19)

Beat a ranked opponent on the road

#3 Alabama, 46-41, in Tuscaloosa (11/9/19)

Beat a ranked opponent at a neutral site

#8 UCF, 40-32, in Fiesta Bowl (11/19)

Beat back-to-back ranked opponents

#9 Auburn, 23-20, in Baton Rouge (10/26/19) & #3 Alabama, 46-41, in Tuscaloosa (11/9/19)

Beat a ranked team in three straight games

11/23/01 - 01/01/02 vs. #22 Arkansas, #24 Auburn, #2 Tennessee (SEC CG), #7 Illinois (Sugar Bowl)

Beat a ranked team in four straight games

11/23/01 - 01/01/02 vs. #22 Arkansas, #24 Auburn, #2 Tennessee (SEC CG), #7 Illinois (Sugar Bowl)

Lost to a ranked opponent at home

#1 Alabama, 29-0 (11/03/18)

Lost to a ranked opponent on the road

at #22 Texas A&M, 74-72 (11/24/18)

Lost to a ranked opponent at a neutral site

#14 Clemson, 25-24, in Chick-fil-A Bowl (12/31/12)

Lost to an unranked opponent at home

Troy, 24-21 (09/30/17)

Lost to an unranked opponent on the road

at Mississippi State, 27-7 (09/16/17)

Special Situations

Won on the last play of the game

at #7 Auburn (22-21, 09/15/17); 42 yard field goal by Cole Tracy as time expired

Lost on the last play of the game

at Texas A&M (74-72, 11/24/18); in seventh overtime on 2-pt. conversion

Came back and won from 10 or more down in 4th quarter

vs. #14 Wisconsin, 28-24 (8/30/14); down 24-13 entering 4th quarter

Lost when leading by 10 or more in 4th quarter

#14 Clemson, 25-24 in Chick-fil-A Bowl (12/31/12); led 24-13 entering fourth quarter

Lost when leading by 20 points or more

Tennessee, 30-27 OT (09/26/05); led 21-0 at halftime

Scored on the first play from scrimmage

Travin Dural (94-yard pass from QB Anthony Jennings) vs. Sam Houston State (9/6/14)

A QB caught a pass on a designed play

Matt Flynn (35-yards from WR Early Doucet) at Alabama (11/03/07)

A RB threw a TD pass on a designated play

Clyde Edwards-Helaire (11 yards to Tory Carter) at Texas A&M in fifth overtime (11/24/18)

Had two RB rush for at least 100 yards each

Derrius Guice (127 yards) and Darrel Williams (106 yards) vs. Texas A&M (11/25/17)

A player gained 100 yards receiving and 100 yards rushing

Darrel Williams (103 yards rushing, 105 yards receiving) vs. Ole Miss (10/21/17)

Had a player be responsible for six touchdowns

Joe Burrow (6) at Vanderbilt (09/21/19)

Returns/Special Teams/Defense

Returned a KO for a TD

Leonard Fournette, 100 yards vs. Notre Dame (12/30/14- Music City Bowl)

Returned a Punt for a TD

Trey Palmer, 54 yards vs. Northwestern State (09/14/19)

Returned an INT for a TD

Jacob Phillips, 45 yards vs. #8 Miami (09/02/18-at AT&M Stadium, Arlington)

Returned 2 INTs for TDs

Ronald Martin (45 yards) & Lavar Edwards (23 yards) vs. Idaho (09/15/12)

Returned 3 INTs for TDs

3 vs. Arkansas State (C. Raymond, D. Walkup, C. Buckels) (10/12/91)

Recovered a fumble in endzone for a TD

William Clapp at Ole Miss (11/21/15)

Returned a fumble for a TD

Michael Divinity Jr., 58-yard fumble recovery and return (forced by Devin White) at Texas A&M (11/24/18)

Scored two defensive TDs in a game

2 vs. UL-Monroe (R. Brooks, INT; L. Edwards, FUM) (11/13/10)

Faked a field goal for a touchdown

Trent Domingue (kicker), 16-yard run (10/17/15 vs. Florida)

Faked a punt for a first down

Kendell Beckwith, 5-yard run in third quarter vs. Wisconsin (8/30/14)

Faked a field goal for a first down

Josh Jasper, 5-yard run in 4th quarter (10/09/10 at Florida)

A player kicked the PAT after scoring the TD

Trent Domingue vs. Florida (10/17/15)

Blocked a FG

Austin Deculus, 45-yard Bubba Baxa attempt in second quarter vs. #8 Miami in Arlington (09/02/18)

Returned a blocked FG for a TD

Patrick Peterson, 53 yards on the block of Ole Miss' 47-yard FG attempt (11/21/09)

Blocked a PAT (kick)

Austin Deculus, kick attempt by Joseph Bulovas (11/03/18 vs. No. 1 Alabama)

Returned a PAT for a Defensive Extra Point

Mark Roman, kick attempt by Seth Hanson (10/17/98 vs. Kentucky)

Blocked a punt

Micah Baskerville at Vanderbilt (09/21/19)

Blocked a punt for a safety

Jarvis Green, on an Andy Smith punt (10/16/99 at Kentucky)

Returned a blocked punt for TD

Micah Baskerville, 23 yards, off Micah Baskerville's block at Vanderbilt (09/21/19)

Recovered an onside kick

vs. Auburn (10/26/19); recovered by Derrick Dillon with 2:32 left in Fourth quarter

Recovered an onside kick to start the game

vs. Auburn (12/01/01)

Recorded a Safety (Team)

vs. Louisville (12/31/16-Buffalo Wild Wings Citrus Bowl); sacked by Arden Key

Recorded a Safety (Individual tackle)

Arden Key vs. Louisville (12/31/16-Buffalo Wild Wings Citrus Bowl)

Recorded six interceptions (Team)

6 at Mississippi State (08/30/07)

Had a player record three interceptions

3 by Craig Steltz at Mississippi State (8/30/07)

Had a player record 15 tackles

17 by Devin White at Texas A&M (11/24/18)

Had six sacks as a team

8 vs. Louisville (12/31/16-Buffalo Wild Wings Citrus Bowl)

Opponent Returns/Special Teams

Returned a KO for a TD

Rashad Fenton of South Carolina, 96 yards in 2nd Quarter (10/10/15)

Returned a Punt for a TD

Antonio Callaway of Florida, 72 yards in 3rd Quarter (10/17/15 in Baton Rouge)

Returned an INT for a TD

Brad Stewart of Florida, 25 yards in 4th Quarter (10/06/18 at Florida)

Returned 3 INTs for TDs

Ken Alvis, Fred Smith, and Brian Robinson of Auburn on Jamie Howard (09/17/94 at Auburn)

Recovered a fumble in endzone for a TD

Chris Shelling of Auburn recovered fumble by Jermaine Sharp in 2nd Quarter (09/17/94 at Auburn)

Returned a fumble for a TD

Elijah McAllister of Vanderbilt, 1 yard on Clyde Edwards-Helaire fumble in 2nd Quarter (09/21/19 at Vanderbilt)

Blocked a FG

Ronnie Harrison of Alabama on kick by Colby Delahoussaye in 1st Quarter (11/05/16 in Baton Rouge)

Blocked a punt

Solomon Patton of Florida on punt by Brad Wing in 4th quarter (10/08/11 in Baton Rouge)

Blocked two punts

Justin Hamilton and Jason Lallis of Virginia Tech on punts by Donnie Jones (9/01/02 at Virginia Tech)

Blocked a punt for a safety

Justin Hamilton of Virginia Tech on punt by Donnie Jones (09/01/02 at Virginia Tech)

Recorded a Safety (Team)

Parris Bennett of Syracuse on rush by Darrel Williams in 3rd Quarter (09/23/17 in Baton Rouge)

Blocked a PAT (kick)

Johnathon Calvin of Mississippi State on PAT attempt by Colby Delahoussaye in 2nd Quarter (09/17/16 in Baton Rouge)

Returned a PAT for a Defensive Extra Point

Eric Kelly of Kentucky off a bad snap in the 2nd Quarter (10/17/98 in Baton Rouge)

Faked a field goal for a TD

Damon Duval of Auburn 1 yard run in 1st Quarter (09/18/99 in Baton Rouge)

Recovered an onside kick

Dez Harris of Mississippi State in 4th Quarter (09/17/16 in Baton Rouge)

Scoring

Scored 30 or more points

All Games: 58 at Ole Miss, (11/16/19)
 SEC Games: 58 at Ole Miss, (11/16/19)

Scored 40 or more points

All Games: 58 at Ole Miss, (11/16/19)
 SEC Games: 58 at Ole Miss, (11/16/19)

Scored 50 or more points

All Games: 58 at Ole Miss, (11/16/19)
 SEC Games: 58 at Ole Miss, (11/16/19)

Scored 60 or more points

All Games: 66 at Vanderbilt, (09/21/19)
 SEC Games: 72 at Texas A&M, 7 OTs (11/24/18)

Scored 70 or more points

All Games: 72 at Texas A&M, 7 OTs (11/24/18)
 SEC Games: 72 at Texas A&M, 7 OTs (11/24/18)

Total Offense

Had more than 400 total yards

All Games: 714 at Ole Miss, (11/16/19)
 SEC Games: 714 at Ole Miss, (11/16/19)

Had more than 450 total yards

All Games: 714 at Ole Miss, (11/16/19)
 SEC Games: 714 at Ole Miss, (11/16/19)

Had more than 500 total yards

All Games: 714 at Ole Miss, (11/16/19)
 SEC Games: 714 at Ole Miss, (11/16/19)

Had more than 550 total yards

All Games: 714 at Ole Miss, (11/16/19)
 SEC Games: 714 at Ole Miss, (11/16/19)

Had more than 600 total yards

All Games: 714 at Ole Miss, (11/16/19)
 SEC Games: 714 at Ole Miss, (11/16/19)

Had More than 625 total yards

All Games: 714 at Ole Miss, (11/16/19)
 SEC Games: 714 at Ole Miss, (11/16/19)

Had more than 650 total yards

All Games: 714 at Ole Miss, (11/16/19)
 SEC Games: 714 at Ole Miss, (11/16/19)

Had more than 700 total yards

All Games: 714 at Ole Miss, (11/16/19)
 SEC Games: 714 at Ole Miss, (11/16/19)

Rushing Offense

Rushed for 150 or more yards

All Games: 225 at Ole Miss, (11/16/19)
 SEC Games: 225 at Ole Miss, (11/16/19)

Rushed for 200 or more yards

All Games: 225 at Ole Miss, (11/16/19)
 SEC Games: 225 at Ole Miss, (11/16/19)

Rushed for 250 or more yards

All Games: 275 vs. Georgia (10/13/18)
 SEC Games: 275 vs. Georgia (10/13/18)

Rushed for 300 or more yards

All Games: 393 vs Ole Miss (10/21/17)
 SEC Games: 393 vs Ole Miss (10/21/17)

Rushed for 350 or more yards

All Games: 393 vs Ole Miss (10/21/17)
 SEC Games: 393 vs Ole Miss (10/21/17)

Rushed for 400 or more yards

All Games: 418 vs. Missouri (10/01/16)
 SEC Games: 418 vs. Missouri (10/01/16)

Rushed for 425 or more yards

All Games: 433 vs. Houston (09/07/96)
 SEC Games: 426 vs. Ole Miss (10/30/76)

Rushed for 500 or more yards

All Games: 503 vs. Oregon (10/22/77)
 SEC Games: Never

Passing Offense

Passed for 250 or more yards

All Games: 489 at Ole Miss, (11/16/19)
 SEC Games: 489 at Ole Miss, (11/16/19)

Passed for 300 or more yards

All Games: 489 at Ole Miss, (11/16/19)
 SEC Games: 489 at Ole Miss, (11/16/19)

Passed for 350 or more yards

All Games: 489 at Ole Miss, (11/16/19)
 SEC Games: 489 at Ole Miss, (11/16/19)

Passed for 400 or more yards

All Games: 489 at Ole Miss, (11/16/19)
 SEC Games: 489 at Ole Miss, (11/16/19)

Passed for 450 or more yards

All Games: 489 at Ole Miss, (11/16/19)
 SEC Games: 489 at Ole Miss, (11/16/19)

Passed for 500 or more yards

All Games: 528 at Alabama (11/03/01)
 SEC Games: 528 vs. Alabama (11/03/01)

Scoring Defense

Allowed 0 points

All Games: 0 vs. Southeastern La. (09/08/18)
 SEC Games: 0 at Mississippi State (08/30/07)

Allowed 3 or fewer points....

All Games: 3 vs. Georgia Southern (08/31/19)
 SEC Games: 3 vs. Mississippi State (10/20/18)

Allowed 7 or fewer points....

All Games: 6 vs. Utah State (10/05/19)
 SEC Games: 3 vs. Mississippi State (10/20/18)

Allowed 10 or fewer points..

All Games: 6 vs. Utah State (10/05/19)
 SEC Games: 3 vs. Mississippi State (10/20/18)

Allowed 14 or fewer points

All Games: 6 vs. Utah State (10/05/19)
 SEC Games: 14 at Arkansas (11/10/18)

Total Defense

Allowed fewer than 75 total yards

All Games: 70 vs. Louisiana-Lafayette (10/05/02)
 SEC Games: 69 at Kentucky (10/15/66)

Allowed fewer than 100 total yards

All Games: 98 vs. Georgia Southern (08/31/19)
 SEC Games: 90 vs. Auburn (10/13/73)

Allowed fewer than 125 total yards

All Games: 98 vs. Georgia Southern (08/31/19)
 SEC Games: 114 vs. Kentucky (10/19/85)

Allowed fewer than 150 total yards

All Games: 98 vs. Georgia Southern (08/31/19)
 SEC Games: 135 vs. Vanderbilt (09/11/10)

Allowed fewer than 175 total yards

All Games: 159 vs. Utah State (10/05/19)
 SEC Games: 135 vs. Vanderbilt (09/11/10)

Allowed fewer than 200 total yards

All Games: 159 vs. Utah State (10/05/19)
 SEC Games: 183 at Auburn (09/22/12)

Allowed fewer than 225 total yards

All Games: 159 vs. Utah State (10/05/19)
 SEC Games: 216 at Arkansas (11/10/18)

Allowed fewer than 250 total yards

All Games: 159 vs. Utah State (10/05/19)
 SEC Games: 216 at Arkansas (11/10/18)

Allowed fewer than 275 total yards

All Games: 159 vs. Utah State (10/05/19)
 SEC Games: 216 at Arkansas (11/10/18)

Allowed fewer than 300 total yards

All Games: 287 vs. Auburn, (10/26/19)
 SEC Games: 287 vs. Auburn, (10/26/19)

Rushing Defense

Allowed fewer than 0 yards

All Games: -5 vs. BYU (09/02/17)
 SEC Games: 0 at South Carolina (10/18/03)

Allowed fewer than 10 yards

All Games: -5 vs. BYU (09/02/17)
 SEC Games: 10 at Mississippi State (08/30/07)

Allowed fewer than 20 yards

All Games: 19 vs. Utah State (10/05/19)
 SEC Games: 16 at Arkansas (11/10/18))

Allowed fewer than 30 yards

All Games: 19 vs. Utah State (10/05/19)
 SEC Games: 16 at Arkansas (11/10/18)

Allowed fewer than 40 yards

All Games: 19 vs. Utah State (10/05/19)
 SEC Games: 16 at Arkansas (11/10/18)

Allowed fewer than 50 yards

All Games: 19 vs. Utah State (10/05/19)
 SEC Games: 16 at Arkansas (11/10/18)

Allowed fewer than 60 yards

All Games: 19 vs. Utah State (10/05/19)
 SEC Games: 16 at Arkansas (11/10/18)

Allowed fewer than 70 yards

All Games: 19 vs. Utah State (10/05/19)
 SEC Games: 16 at Arkansas (11/10/18)

Allowed fewer than 80 yards

All Games: 19 vs. Utah State (10/05/19)
 SEC Games: 16 at Arkansas (11/10/18)

Allowed fewer than 90 yards

All Games: 19 vs. Utah State (10/05/19)
 SEC Games: 16 at Arkansas (11/10/18)

Allowed fewer than 100 yards

All Games: 19 vs. Utah State (10/05/19)
 SEC Games: 16 at Arkansas (11/10/18)

Passing Defense

Allowed 0 passing yards

All Games: 0 vs. Alabama (11/06/71)
 SEC Games: 0 vs. Alabama (11/06/71)

Allowed 25 or fewer passing yards

All Games: 24 vs. Georgia Southern (08/31/19)
 SEC Games: 23 vs. Arkansas (11/27/93)

Allowed 50 or fewer passing yards

All Games: 24 vs. Georgia Southern (08/31/19)
 SEC Games: 47 at Ole Miss (11/19/11)

Allowed 75 or fewer passing yards

All Games: 24 vs. Georgia Southern (08/31/19)
 SEC Games: 59 vs. Mississippi State (10/20/18)

Allowed 100 or fewer passing yards

All Games: 24 vs. Georgia Southern (08/31/19)
 SEC Games: 59 vs. Mississippi State (10/20/18)

Allowed 125 or fewer passing yards

All Games: 24 vs. Georgia Southern (08/31/19)
 SEC Games: 59 vs. Mississippi State (10/20/18)

Allowed 150 or fewer passing yards

All Games: 140 vs. Utah State (10/05/19)
 SEC Games: 59 vs. Mississippi State (10/20/18)

Allowed 175 or fewer passing yards

All Games: 157 vs. Auburn, (10/26/19)
 SEC Games: 157 vs. Auburn, (10/26/19)

Allowed 200 or fewer passing yards

All Games: 157 vs. Auburn, (10/26/19)
 SEC Games: 157 vs. Auburn, (10/26/19)

Individual Rushing**Had a player rush for 100 or more yards**

All Games: 172 by Clyde Edwards-Helaire at Ole Miss (11/16/19)
 SEC Games: 172 by Clyde Edwards-Helaire at Ole Miss (11/16/19)

Had a player rush for 150 or more yards

All Games: 172 by Clyde Edwards-Helaire at Ole Miss (11/16/19)
 SEC Games: 172 by Clyde Edwards-Helaire at Ole Miss (11/16/19)

Had a player rush for 200 or more yards

All Games: 276 by Derrius Guice vs. Ole Miss (10/21/17)
 SEC Games: 276 by Derrius Guice vs. Ole Miss (10/21/17)

Had a player rush for 225 or more yards

All Games: 276 by Derrius Guice vs. Ole Miss (10/21/17)
 SEC Games: 276 by Derrius Guice vs. Ole Miss (10/21/17)

Had a player rush for 2 or more TDs

All Games: 3 by Clyde Edwards-Helaire at Alabama (11/9/19)
 SEC Games: 3 by Clyde Edwards-Helaire at Alabama (11/9/19)

Had a player rush for 3 or more TDs

All Games: 3 by Clyde Edwards-Helaire at Alabama (11/9/19)
 SEC Games: 3 by Clyde Edwards-Helaire at Alabama (11/9/19)

Had a player rush for 4 or more TDs

All Games: 4 by Derrius Guice at Texas A&M (11/24/16)
 SEC Games: 4 by Derrius Guice at Texas A&M (11/24/16)

Had a player rush for 5 or more TDs

All Games: 5 by Kevin Faulk at Kentucky (11/01/97)
 SEC Games: 5 by Kevin Faulk at Kentucky (11/01/97)

Individual Passing**Had a player pass for 200 or more yards**

All Games: 489 by Joe Burrow at Ole Miss (11/16/19)
 SEC Games: 489 by Joe Burrow at Ole Miss (11/16/19)

Had a player pass for 250 or more yards

All Games: 489 by Joe Burrow at Ole Miss (11/16/19)
 SEC Games: 489 by Joe Burrow at Ole Miss (11/16/19)

Had a player pass for 300 or more yards.

All Games: 489 by Joe Burrow at Ole Miss (11/16/19)
 SEC Games: 489 by Joe Burrow at Ole Miss (11/16/19)

Had a player pass for 350 or more yards

All Games: 489 by Joe Burrow at Ole Miss (11/16/19)
 SEC Games: 489 by Joe Burrow at Ole Miss (11/16/19)

Had a player pass for 400 or more yards

All Games: 489 by Joe Burrow at Ole Miss (11/16/19)
 SEC Games: 489 by Joe Burrow at Ole Miss (11/16/19)

Had a player pass for 450 or more yards

All Games: 489 by Joe Burrow at Ole Miss (11/16/19)
 SEC Games: 489 by Joe Burrow at Ole Miss (11/16/19)

Had a player pass for 500 or more yards

All Games: 528 by Rohan Davey at Alabama (11/03/01)
 SEC Games: 528 by Rohan Davey at Alabama (11/03/01)

Had a player pass for 2 or more TDs

All Games: 5 by Joe Burrow at Ole Miss (11/16/19)
 SEC Games: 5 by Joe Burrow at Ole Miss (11/16/19)

Had a player pass for 3 or more TDs

All Games: 5 by Joe Burrow at Ole Miss (11/16/19)
 SEC Games: 5 by Joe Burrow at Ole Miss (11/16/19)

Had a player pass for 4 or more TDs

All Games: 5 by Joe Burrow at Ole Miss (11/16/19)
 SEC Games: 5 by Joe Burrow at Ole Miss (11/16/19)

Had a player complete 20 or more passes

All Games: 32 by Joe Burrow at Ole Miss (11/17/19)
 SEC Games: 32 by Joe Burrow at Ole Miss (11/17/19)

Had a player complete 25 or more passes

All Games: 32 by Joe Burrow at Ole Miss (11/17/19)
 SEC Games: 32 by Joe Burrow at Ole Miss (11/17/19)

Had a player complete 30 or more passes

All Games: 32 by Joe Burrow at Ole Miss (11/17/19)
 SEC Games: 32 by Joe Burrow at Ole Miss (11/17/19)

Had a player complete 35 or more passes

All Games: 35 by Rohan Davey at Alabama (11/03/01)
 SEC Games: 35 by Rohan Davey at Alabama (11/03/01)

Had a player complete 15 straight passes

All Games: 17 by Rohan Davey vs. Arkansas-6 (11/26/99), vs. Western Carolina-11 (09/02/00) and 17 by Matt Mauck vs. Arizona-11 (09/06/03), vs. Western Illinois-6 (09/13/03) and 17 by Joe Burrow at Ole Miss (11/16/19)

Had a player throw 30 or more passes

All Games: 42 by Joe Burrow at Ole Miss (11/16/19)
 SEC Games: 42 by Joe Burrow at Ole Miss (11/16/19)

Had a player throw 35 or more passes

All Games: 42 by Joe Burrow at Ole Miss (11/16/19)
 SEC Games: 42 by Joe Burrow at Ole Miss (11/16/19)

Had a player throw 40 or more passes

All Games: 42 by Joe Burrow at Ole Miss (11/16/19)
 SEC Games: 42 by Joe Burrow at Ole Miss (11/16/19)

Had a player throw 45 or more passes

All Games: 51 by Brandon Harris at Ole Miss (11/21/15)
 SEC Games: 51 by Brandon Harris at Ole Miss (11/21/15)

Had a player throw 50 or more passes

All Games: 51 by Brandon Harris at Ole Miss (11/21/15)
 SEC Games: 51 by Brandon Harris at Ole Miss (11/21/15)

Individual Receiving**Had a player with 9 or more receptions in a game**

All Games: 9 by Justin Jefferson at Ole Miss (11/16/19)
 SEC Games: 9 by Justin Jefferson at Ole Miss (11/16/19)

Had a player with 10 or more receptions in a game

All Games: 10 by Justin Jefferson vs. Florida (10/12/19)
 SEC Games: 10 by Justin Jefferson vs. Florida (10/12/19)

Had a player with 11 or more receptions in a game

All Games: 12 by Brandon LaFell vs. Troy (11/15/08)
 SEC Games: 12 by Michael Clayton at Alabama (11/15/03)

Had a player with 12 or more receptions in a game

All Games: 12 by Brandon LaFell vs. Troy (11/15/08)
 SEC Games: 12 by Michael Clayton at Alabama (11/15/03)

Had a player with 13 or more receptions in a game

All Games: 14 by Josh Reed vs. Illinois (01/01/02 - Sugar Bowl)
 SEC Games: 19 by Josh Reed at Alabama (11/03/01)

Had a player with 14 or more receptions in a game

All Games: 14 by Josh Reed vs. Illinois (01/01/02 - Sugar Bowl)
 SEC Games: 19 by Josh Reed at Alabama (11/03/01)

Had a player with 15 or more receptions in a game

All Games: 19 by Josh Reed at Alabama (11/03/01)
 SEC Games: 19 by Josh Reed at Alabama (11/03/01)

Had a player receive 100 or more yards

All Games: 227 by Ja'Marr Chase and 112 by Justin Jefferson at Ole Miss (11/16/19)
 SEC Games: 227 by Ja'Marr Chase and 112 by Justin Jefferson at Ole Miss (11/16/19)

Had a player receive 150 or more yards

All Games: 227 by Ja'Marr Chase at Ole Miss (11/16/19)
 SEC Games: 227 by Ja'Marr Chase at Ole Miss (11/16/19)

Had a player receive 200 or more yards

All Games: 227 by Ja'Marr Chase at Ole Miss (11/16/19)
 SEC Games: 227 by Ja'Marr Chase at Ole Miss (11/16/19)

Had a player receive 250 or more yards

All Games: 293 by Josh Reed at Alabama (11/03/01) - school record
 SEC Games: 293 by Josh Reed at Alabama (11/03/01) - school record

Had a player receive for 2 or more TDs

All Games: 3 by Ja'Marr Chase and 2 by Justin Jefferson at Ole Miss (11/16/19)
 SEC Games: 3 by Ja'Marr Chase and 2 by Justin Jefferson at Ole Miss (11/16/19)

Had a player receive for 3 or more TDs

All Games: 3 by Ja'Marr Chase at Ole Miss (11/16/19)
 SEC Games: 3 by Ja'Marr Chase at Ole Miss (11/16/19)

Had a player receive for 4 or more TDs

All Games: 4 by Ja'Marr Chase at Vanderbilt (09/21/19)
 SEC Games: 4 by Ja'Marr Chase at Vanderbilt (09/21/19)

Had a player receive for 5 or more TDs

All Games: 5 by Carlos Carson vs. Rice (09/24/77)
 SEC Games: Never



46 ANDRE ANTHONY

Outside Linebacker
6-4 • 238 • Jr. • 1L
New Orleans, La.
Edna Karr High School

JUNIOR SEASON (2019)


Has seen action in six games with starts against Northwestern State and Vanderbilt ... Credited for a pair of tackles at Vanderbilt ... Finished with three tackles and PBU against Northwestern State ... Sacked Texas quarterback Sam Ehlinger in the fourth quarter ... Totaled a pair of tackles against Georgia Southern.

ANDRE ANTHONY'S CAREER HIGHS

Tackles: 5 at Auburn, 2018
Tackles for loss: 1 at Texas, 2019
Sacks: 1 at Texas, 2019
Quarterback Hurries: 1, 2x (Last: vs. Ole Miss, 2018)
Fumble recoveries: 1 vs. Southeastern Louisiana, 2018

ANDRE ANTHONY'S CAREER STATISTICS

| YEAR | G-GS | UT | AT | TT | TFL | Sacks | PD | QBH | INT | FF | FR |
|--------------|-------------|----------|-----------|-----------|--------------|--------------|----------|----------|----------|----------|----------|
| 2017 | 0-0 | 0 | 0 | 0 | 0 | 0 | 0 | 0 | 0 | 0 | 0 |
| 2018 | 13-3 | 5 | 9 | 14 | 0.5-4 | 0.5-4 | 0 | 2 | 0 | 0 | 1 |
| 2019 | 6-2 | 4 | 5 | 9 | 1.0-2 | 1.0-2 | 1 | 0 | 0 | 0 | 0 |
| Total | 19-5 | 9 | 14 | 23 | 1.5-6 | 1.5-6 | 1 | 2 | 0 | 0 | 1 |



32 AVERY ATKINS

Placekicker/Kickoff Specialist
6-1 • 210 • So. • 1L
Auburn, Ala.
Auburn High School

2018 SEC First-Year Academic Honor Roll

SOPHOMORE SEASON (2019)

LSU's kickoff specialist who has kicked off 88 times with 73 touch backs for an 83 percent touch back rating ... Matched his career high for kickoffs at Ole Miss with 11, hitting eight through the end zone ... At Alabama, kicked four of nine into the end zone ... Kicked off five times against Auburn and gave up two returns ... Allowed one return on eight kickoffs at Mississippi State ... A perfect seven-for-seven on kickoffs against Florida ... Kicked six touch backs on seven kickoffs against Utah State ... Owns a career high 11 kickoffs against Vanderbilt and Northwestern State ... Set a new career high with 11 touch backs and 715 yards at Vandy ... Kicked off 11 times with nine touch backs against Northwestern State ... Perfect on touch backs with nine against Texas ... Opened the season with 10 kickoffs for 650 yards against Georgia Southern.

ATKINS' CAREER HIGHS

Kickoffs: 11, 2x (Last: at Ole Miss, 2019)
Kickoff Yards: 690 vs. Northwestern State, 2019
Touch backs: 9, 3x (Last: vs. Northwestern State, 2019)

ATKINS' CAREER KICKOFF STATISTICS

| YEAR | G | NO. | YDS. | AVG. | TB | OB |
|--------------|-----------|------------|---------------|-------------|------------|----------|
| 2018 | 13 | 79 | 5,014 | 63.5 | 71 | 0 |
| 2019 | 10 | 88 | 5,600 | 63.6 | 73 | 0 |
| Total | 23 | 167 | 10,614 | 63.6 | 144 | 0 |



23 MICAH BASKERVILLE

Linebacker
6-1 • 228 • So. • 1L
Shreveport, La.
Evangel Christian Academy

SOPHOMORE SEASON (2019)

Has played in eight games in 2019 mostly on special teams ... Had two tackles, including a tackle for loss at Ole Miss ... Credited for two tackles against Auburn with one on special teams ... Recorded a pair of tackles at Mississippi State ... Against Vanderbilt, blocked a punt and returned it for a touchdown ... Also recovered an onside kick and returned it to the Vandy 1-yard line.

MICAH BASKERVILLE'S CAREER HIGHS

Tackles: 11 at Florida, 2018
Tackles for loss: 2 vs. Utah State, 2019

MICAH BASKERVILLE'S CAREER STATISTICS

| YEAR | G-GS | UT | AT | TT | TFL | Sacks | PD | QBH | INT | FF | FR |
|--------------|-------------|-----------|-----------|-----------|--------------|--------------|----------|----------|----------|----------|----------|
| 2018 | 8-1 | 7 | 11 | 18 | 0.5-1 | 0.0-0 | 0 | 0 | 0 | 0 | 0 |
| 2019 | 8-0 | 8 | 4 | 12 | 3.0-4 | 1.0-1 | 1 | 0 | 0 | 0 | 0 |
| Total | 16-1 | 15 | 15 | 30 | 3.5-5 | 1.0-1 | 1 | 0 | 0 | 0 | 0 |



15 MYLES BRENNAN

Quarterback
6-5 • 183 • So. • 1L
Long Beach, Miss.
St. Stanislaus High School

SOPHOMORE SEASON (2019)

LSU's backup quarterback behind Joe Burrow ... Has seen action in 2019 against Ole Miss, Mississippi State, Utah State, Vanderbilt, Northwestern State and Georgia Southern ... Set career highs in completions with eight and yards for 115 against Northwestern State ... Completed seven passes on 12 attempts for 72 yards in the season opener against Georgia Southern.

MYLES BRENNAN'S CAREER PASSING HIGHS

Pass attempts: 12 vs. Georgia Southern, 2019
Pass completions: 8 vs. Northwestern State, 2019
Pass yards: 115 vs. Northwestern State, 2019
Pass TDs: 1 vs. Troy, 2017
Had intercepted: 1, 3x (Last: at Vanderbilt, 2019)
Long pass: 48 vs. Troy, 2017

MYLES BRENNAN'S CAREER RUSHING HIGHS

Rush attempts: 3, 2x (Last: vs. Georgia Southern, 2019)
Rush yards: 14 at Vanderbilt, 2019
Long rush: 9, 2x (Last: at Vanderbilt, 2019)

MYLES BRENNAN'S CAREER STATISTICS

| PASSING | | | | | | | | | | |
|--------------|-------------|-----------|-----------|----------|------------|----------|-----------|--|--|--|
| YEAR | G-GS | COMP | ATT | INT | YDS | TD | LONG | | | |
| 2017 | 6-0 | 14 | 24 | 2 | 182 | 1 | 48 | | | |
| 2018 | 1-0 | 4 | 6 | 0 | 65 | 0 | 39 | | | |
| 2019 | 6-0 | 17 | 29 | 1 | 216 | 0 | 35 | | | |
| Total | 13-0 | 35 | 59 | 3 | 463 | 1 | 48 | | | |

RUSHING

| YEAR | ATT | YDS | TD | LONG |
|--------------|-----------|-----------|----------|----------|
| 2017 | 9 | -6 | 0 | 6 |
| 2018 | 0 | 0 | 0 | 0 |
| 2019 | 8 | 37 | 0 | 9 |
| Total | 17 | 31 | 0 | 9 |



9 JOE BURROW

Quarterback
6-4 • 216 • Sr. • 1L
Athens, Ohio
Athens HS/Ohio State

- **2019 Davey O'Brien Award National Quarterback of the Week (at Texas, vs. Florida, at Alabama)**
- **2019 Maxwell Award Player of the Week (vs. Texas, at Alabama)**
- **2019 Walter Camp National Player of the Week (at Alabama)**
- **2019 SEC Player of the Week (vs. Georgia Southern, at Texas, at Vanderbilt, vs. Florida, at Alabama)**
- **2019 Davey O'Brien Great Eight List (at Vanderbilt, vs. Utah State)**
- **2019 Fiesta Bowl Offensive Player of the Game (vs. UCF)**
- **2018 LSU Permanent Team Captain**
- **2018 SEC Academic Honor Roll**
- **2018 Davey O'Brien Great Eight List (vs. Georgia, vs. Ole Miss)**
- **2018 SEC Player of the Week (at Auburn, vs. Ole Miss)**
- **2018 Ohio State University Graduate (B.A. Consumer & Family Financial Services)**
- **2016 Academic All-Big Ten Conference**
- **2016 Ohio State Scholar-Athlete**

SENIOR SEASON (2019)

Is 20-3 overall as LSU's starting quarterback ... The second quarterback in school history with back-to-back 10 win seasons ... Set the school record for passing yards in a season at Ole Miss, breaking the record of 3,347 set by Rohan Davey in 2001 ... Has now directed LSU to eight wins over Top 10 teams during his career, the most of any quarterback in school history. ... Set the school record for passing touchdowns in a season with 29 in the seventh game of 2019, passing the previous record of 28 set by Matt Mauck (2003) and JaMarcus Russell (2006) ... is the first player in school history to have four or more touchdown passes in five games of a season ... Owns 6,581 career passing yards, the seventh quarterback in school history with 5,000-plus passing yards ... Has completed 20+ passes in 13-straight games, the first quarterback in school history with four or more ... Owns 10, 300-yard career passing games and eight in 2019, which are both the most in school history ... Set the school record for yards in a season with a 32-for-42 performance with 489 yards and five touchdowns at Ole Miss ... Matched his career high in completions and set a career high in yards Went into Tuscaloosa and led the Tigers to the win over No. 2 Alabama with a 31-for-39 performance with 393 yards and three touchdowns ... Named the SEC Offensive Player of the Week, , Walter Camp National Player of the Wee, Maxwell Award Player of the Week and Davey O'Brien National Quarterback of the Week after his performance in Tuscaloosa ... Completed 32 of 42 passes for 321 yards and one touchdown against No. 9 Auburn ... Also rushed for 31 yards with a touchdown on 13 attempts against Auburn ... Threw for 327 yards and four touchdowns on a 25-for-32 day at Mississippi State ... Connected with Justin Jefferson on an 18-yard pass in the third quarter against Mississippi State to set the single-season touchdown record of 29 ... Against No. 7 Florida, completed 21-of-24 for 284 yard and three touchdowns ... Completed 12 straight passes at one stretch against the Gators, which ranks as the third-longest streak in school history ... Named the SEC Offensive Player of the Week and Davey O'Brien National Quarterback of the Week after his performance against the Gators ... Threw for five touchdowns and rushed for another against Utah State, tying the most touchdowns responsible for in a game in school history ... totaled 344 yards through the air against the Aggies, his fourth straight 300-yard passing game ... Threw for a school record six touchdowns against Vanderbilt, breaking the original record of five set by Zach Mettenberger and tied by Burrow against Georgia Southern ... Was 25-of-24 for 398 yards against Vanderbilt ... His 357 passing yards in the first half against Vandy marked the most by an LSU player in a first half in school history Finished 21-of-24 with two touchdowns and 373 yards against Northwestern State ... His 87.5 completion percentage is third in school history ... Had a record day at Texas, leading LSU to its first top-10 non-conference road win in school history ... Finished 31-of-39 for 471 yards and four touchdowns in Austin for the second-most yards and completions in a game in school history ... Connected with Justin Jefferson (163), Ja'Marr Chase (147) and Terrace Marshall Jr. (123) against the Longhorns for the first game in school history with three receivers with more than 100 yards in a game ... Connected with Jefferson on a 61-yard TD on third-and-sixteen with 2:27 remaining in the game to seal the Tigers' victory ... Named the SEC Offensive Player of the Week, Davey O'Brien National Quarterback of the Week and Maxwell Award Player of the Week after his performance at Texas ... Opened the 2019 season against Georgia Southern by leading the LSU offensive to fives-straight touchdown drives ... Finished 23-of-27 for 278 yards and five touchdowns ... Tied the school record for touchdown passes in a game with five against Georgia Southern ... Named the SEC Offensive Player of the Week.

JOE BURROW'S CAREER STATISTICS

PASSING

| YEAR | G-GS | COMP | ATT | PCT. | YDS | TD | INT | LONG |
|--------------|--------------|------------|------------|-------------|--------------|-----------|-----------|-----------|
| 2018 | 13-13 | 219 | 379 | 57.8 | 2,894 | 16 | 5 | 71 (TD) |
| 2019 | 10-10 | 268 | 341 | 78.6 | 3,687 | 38 | 6 | 65 |
| TOTAL | 23-23 | 487 | 720 | 67.6 | 6,581 | 54 | 11 | 71 |

RUSHING

| YEAR | ATT | YDS | AVG. | TD | LONG |
|--------------|------------|------------|------------|-----------|-----------|
| 2018 | 128 | 399 | 3.1 | 7 | 59 |
| 2019 | 75 | 215 | 2.9 | 3 | 21 |
| TOTAL | 203 | 614 | 3.0 | 10 | 59 |

JOE BURROW'S CAREER PASSING HIGHS

Completions: 32, 2x (Last: at Ole Miss, 2019)
Attempts: 42, 2x (Last: at Ole Miss, 2019)
Yards: 489 at Ole Miss, 2019
Long: 71 at Auburn, 2018
Touchdowns: 6 at Vanderbilt, 2019

JOE BURROW'S CAREER RUSHING HIGHS

Attempts: 29 at Texas A&M, 2018
Yards: 100 at Texas A&M, 2018
Long: 59 vs. Georgia, 2018
Touchdowns: 3 at Texas A&M, 2018

JOE BURROW IN THE LSU RECORD BOOKS

PASSING RECORDS

Passing Yards (Game)

| | |
|-------|--|
| No. 2 | 489 at Ole Miss, 2019 |
| No. 3 | 471 at Texas (2019) |
| No. 5 | 398 at Vanderbilt (2019) |
| No. 6 | 394 vs. Central Florida (2019 Fiesta Bowl) |
| No. 8 | 393 at Alabama (2019) |

Passing Yards (Season)

| | |
|-------|--------------|
| No. 1 | 3,687 (2019) |
| No. 5 | 2,984 (2018) |

Passing Yards (Career)

| | |
|-------|----------------------|
| No. 4 | 6,581 (2018-Present) |
|-------|----------------------|

TD Passes (Game)

| | |
|-------|---|
| No. 1 | 6 at Vanderbilt (2019) |
| No. 2 | 5 vs. Georgia Southern (2019), vs. Utah State (2019) and at Ole Miss (2019) |

TD Passes (Season)

| | |
|-------|-----------|
| No. 1 | 38 (2019) |
|-------|-----------|

Attempts (Season)

| | |
|-------|------------|
| No. 1 | 379 (2018) |
| No. 8 | 341 (2019) |

Completions (Game)

| | |
|--------|---|
| No. 3 | 32 vs. Auburn (2019) and at Ole Miss (2019) |
| No. 4 | 31 at Texas (2019) and at Alabama (2019) |
| No. 10 | 27 vs. Utah State (2019) |

Completions (Season)

| | |
|-------|------------|
| No. 1 | 268 (2019) |
| No. 4 | 219 (2018) |

Completion Percentage (Game)

| | |
|-------|--|
| No. 3 | 87.5, 21-24 vs. Northwestern State (2019) and vs. Florida (2019) |
|-------|--|

Consecutive Passes Without an Interception (Game)

| | |
|-------|------------------|
| No. 6 | 38 vs. Texas A&M |
|-------|------------------|

Consecutive Passes Without an Interception (Season)

| | |
|-------|------------|
| No. 1 | 158 (2018) |
|-------|------------|

Consecutive Completions

| | |
|-------|--|
| No. 1 | 17 at Ole Miss (2019) |
| No. 5 | 13 at Alabama (2019) |
| No. 6 | 12 at Vanderbilt (2019) and vs. Florida (2019) |

Pass Yards Gained Per Play (Game)

| | |
|-------|--|
| No. 4 | 11.58 vs. Central Florida (2019 Fiesta Bowl) |
|-------|--|

Passing Yards Per Game (Season)

| | |
|-------|--------------|
| No. 5 | 222.6 (2018) |
|-------|--------------|

300-Yard Passing Games (Season)

| | |
|-------|----------|
| No. 1 | 8 (2019) |
|-------|----------|

300-Yard Passing Games (Career)

| | |
|-------|----|
| No. 1 | 10 |
|-------|----|

RUSHING RECORDS

Rushing Touchdowns by a QB (Game)

| | |
|--------|------------------------|
| tNo. 1 | 3 vs. Texas A&M (2018) |
|--------|------------------------|

Rushing Touchdowns by a QB (Season)

| | |
|--------|----------|
| tNo. 1 | 7 (2018) |
|--------|----------|

Rushing Yards by a QB (Game)

| | |
|--------|--------------------------|
| tNo. 8 | 100 vs. Texas A&M (2018) |
|--------|--------------------------|

Rushing Yards by a QB (Season)

| | |
|-------|------------|
| No. 5 | 399 (2018) |
|-------|------------|



44 TORY CARTER

Fullback
6-2 • 259 • Jr. • 2L
Valdosta, Ga.
Lee County High School

JUNIOR SEASON (2019)

Played in games against Georgia Southern, Texas, Northwestern State, Florida, Mississippi State, Auburn, Alabama and Ole Miss at tight end and on special teams ... Made his first catch of the season for seven yards against Northwestern State.

TORY CARTER'S CAREER STATISTICS

RUSHING

| YEAR | G-GS | ATT | YDS. | TD | LONG |
|--------------|-------------|----------|----------|----------|----------|
| 2017 | 12-1 | 0 | 0 | 0 | 0 |
| 2018 | 12-4 | 2 | 4 | 0 | 2 |
| 2019 | 8-0 | 0 | 0 | 0 | 0 |
| Total | 32-5 | 2 | 4 | 0 | 2 |

RECEIVING

| YEAR | REC. | YDS. | TD | LONG |
|--------------|-----------|------------|----------|-----------|
| 2017 | 6 | 61 | 1 | 28 |
| 2018 | 4 | 39 | 1 | 12 |
| 2019 | 1 | 7 | 0 | 7 |
| Total | 11 | 107 | 2 | 28 |



18 K'LAVON CHAISSON

Outside Linebacker
6-4 • 238 • So. • 1L
Houston, Texas
North Shore High School

18

- 2019 No. 18 Jersey
- 2018 SEC Academic Honor Roll
- 2017 SEC Academic Honor Roll
- 2017 Freshman All-SEC

SOPHOMORE SEASON (2019)

A disruptor on the edge ... Sixth on the LSU team in tackles with 38 ... Set a career high in tackles with 10 and tallied 3.5 tackles for loss at Alabama ... Finished against No. 9 Auburn with six tackles and a QB hurry ... Credited with two QB hurries, a pass breakup and a pair of tackles at Mississippi State ... LSU's leading tackler against Florida with eight tackles, three tackles for loss and a sack ... Stopped Florida quarterback Kyle Trask on 4th and Goal for a loss of two yards with less than a minute remaining to seal the win for the Tigers ... Returned to the field against Utah State after missing games against Northwestern State and Vanderbilt ... Recorded five tackles at Texas ... Returned to the field for the season opener against Georgia Southern after missing the 2018 season with a torn ACL ... Totaled five tackles and recorded his first forced fumble against GS.

K'LAVON CHAISSON'S CAREER HIGHS

Tackles: 10 at Alabama, 2019
Tackles for Loss: 3.5 at Alabama, 2019
Sacks: 2.0 vs. Chattanooga, 2017
Force Fumbles: 1 vs. Georgia Southern, 2019
Quarterback Hurries: 2 at Mississippi State, 2019
Interceptions: 0
Pass Breakups: 1, 3x (Last: at Mississippi State, 2019)

K'LAVON CHAISSON'S CAREER STATS

| YEAR | G-GS | UT | AT | TT | TFL | Sacks | PD | QBH | INT | FF | FR |
|---------------|--------------|-----------|-----------|-----------|----------------|---------------|----------|----------|----------|----------|----------|
| 2017 | 12-3 | 9 | 18 | 27 | 4.5-20 | 2.0-15 | 2 | 2 | 0 | 0 | 0 |
| 2018 | 1-1 | 3 | 2 | 5 | 1.0-8 | 1.0-8 | 0 | 1 | 0 | 0 | 0 |
| 2019 | 8-8 | 18 | 20 | 38 | 8.0-48 | 2.0-21 | 1 | 5 | 0 | 1 | 0 |
| Totals | 21-12 | 30 | 40 | 70 | 13.5-76 | 5.0-44 | 3 | 6 | 0 | 1 | 0 |



77 SAAHQDQ CHARLES

Offensive Tackle
6-5 • 305 • Jr. • 2L
Jackson, Miss.
Madison-Ridgeland Academy

JUNIOR SEASON (2019)

LSU's starting left tackle against Texas, Vanderbilt, Florida, Auburn and Alabama ... Helped the Tigers to more than 559 yards, including 166 on the ground ... Graded out at 88 percent against one of the top defenses in the nation in No. 9 Auburn, leading the way for Clyde Edwards-Helaire's 136 yards on the ground and another 300-yard passing game for Joe Burrow ... Played all 50 snaps against the vaunted Gators line and earned an overall grade of 91 percent and totaled a pair of finishes ... Had one knockdown in games against the Commodores and Longhorns... Helped pave the way for Clyde Edwards Helaire's 87 yards on the ground and quarterback Joe Burrow's 471 yards



1 JA'MARR CHASE

Wide Receiver
6-1 • 205 • So. • 1L
Harvey, La.
Archbishop Rummel High School

through the air at Texas.

- 2019 SEC Offensive Player of the Week (at Ole Miss)

SOPHOMORE SEASON (2019)

First on the squad in yards with 1,116 and touchdowns with 13 ... Second in receptions with 51 ... Set the school record for receiving touchdowns in a season at Ole Miss, breaking Dwayne Bowe's record of 12 set in 2006 ... Surpassed 1,000 yards in a season at Ole Miss, the eighth 1,000 yard receiving season in school history ... Owns six, 100-yard receiving games this season for the second most in school history ... Recorded his second, 200-yard receiving yard game at Ole Miss with eight receptions and three touchdowns for 227 yards ... Named the SEC Offensive Player of the Week after his performance at Ole Miss ... Totaled six receptions on 140 yards and a touchdown at Alabama ... LSU's leading receiver against No. 9 Auburn with 123 yards on eight receptions ... Finished with 48 yards and one TD on five receptions at Mississippi State ... Led the Tigers with 127 yards on seven receptions and two touchdowns against No. 7 Florida ... Put the Tigers up 7-0 on a 9-yard touchdown from Joe Burrow ... Sealed the top-10 win with a 54-yard touchdown with 5:43 remaining in the game ... Totaled three receptions on 54 yards with one touchdown against Utah State ... Set career highs with 10 receptions for 229 yards and four touchdowns ... Became the third player in school history with four or more touchdowns in a game and the first since 1989 ... His 229 receiving yards against Vanderbilt marked the fourth most in school history ... The first LSU receiver with 200-plus yards since Odell Beckham Jr. against Furman in 2013 ... Totaled a career high 147 yards on six receptions against Texas ... A part of the first trio in school history, along with Justin Jefferson and Terrace Marshall, to finish with 100 receiving yards in a game ... Started the season opener against Georgia Southern and made a pair of catches for 21 yards and a touchdown.

JA'MARR CHASE'S CAREER HIGHS

Receptions: 10 at Vanderbilt, 2019
Receiving yards: 229 at Vanderbilt, 2019
Touchdowns: 4 at Vanderbilt, 2019
Long reception: 64 at Vanderbilt, 2019

JA'MARR CHASE'S CAREER RECEIVING STATISTICS

| YEAR | G-GS | REC. | YDS. | TD | LONG |
|--------------|--------------|-----------|--------------|-----------|----------------|
| 2018 | 13-7 | 23 | 313 | 3 | 45 |
| 2019 | 9-9 | 57 | 1,116 | 13 | 64 (TD) |
| TOTAL | 22-16 | 80 | 1,429 | 16 | 64 (TD) |



35 DAMONE CLARK

Linebacker

6-4 • 238 • So. • 1L

Baton Rouge, La.

Southern Lab High School

SOPHOMORE SEASON (2019)

Seventh on the LSU defense in tackles with 34 ... Has seen action in SEC games against Vanderbilt, Florida, Mississippi State, Auburn, Alabama and Ole Miss ... Totaled three tackles at Ole Miss ... Credited for a sack on Auburn quarterback Bo Nix for 14 yards ... Started against Northwestern State and finished third on the team in tackles with six ... Provided depth for the Tigers at Texas and finished with a pair of tackles at Texas... Made his first career start against Georgia Southern and finished second on the team in tackles with nine.

DAMONE CLARK'S CAREER HIGHS

Tackles: 9 vs. Georgia Southern, 2019

Tackles for Loss: 1.5 at Vanderbilt, 2019

Sacks: 1.5 at Vanderbilt, 2019

DAMONE CLARK'S CAREER STATISTICS

| YEAR | G-GS | UT | AT | TT | TFL | SACKS | PD | QBH | INT | FF | FR |
|--------------|-------------|-----------|-----------|-----------|---------------|---------------|----------|----------|----------|----------|------------|
| 2018 | 13-0 | 0 | 1 | 1 | 0-0 | 0-0 | 0 | 0 | 0 | 0 | 0-0 |
| 2019 | 10-2 | 11 | 23 | 34 | 3.0-26 | 2.5-25 | 0 | 0 | 0 | 0 | 0-0 |
| Total | 23-2 | 11 | 24 | 35 | 3.0-26 | 2.5-25 | 0 | 0 | 0 | 0 | 0-0 |



79 LLOYD CUSHENBERRY III

Center

6-4 • 309 • Jr. • 2L

Carville, La.

Dutchtown High School

18

• 2019 No. 18 Jersey

• 2016 SEC First-Year Academic Honor Roll

JUNIOR SEASON (2019)

LSU's starting center in 22-straight games ... Has played 700 snaps and totaled 13 knockdowns in 10 games ... Played 77 of 81 snaps in the win at Ole Miss and did not commit a penalty or allow a sack ... Led the way to LSU's 714 yards of total offense, the second most in a game and most in an SEC game in school history ... The Tigers top lineman at Alabama at 96 percent, leading the offense to more than 500 yards of total offense ... Graded out at 92 percent overall with three knockdowns for the Tigers against No. 9 Auburn ... The leading lineman that blocked for Clyde Edwards-Helaire's 136 yards on the ground ... LSU's top lineman against Mississippi State with a 94 percent overall grade and a pair of finishes ... Graded out 92 percent overall against Florida with a knockdown ... A part of the line that did not allow a sack and led the offense to 511 yards of total offense against the Gators ... Played 87 snaps and graded out as the top lineman with a finish against Utah State ... The center in all 59 snaps against Northwestern State and Vanderbilt ... Played all 71 snaps against Texas and earned a knockdown ... The anchor of the line that racked up 472 yards of total offense in the season opener against Georgia Southern.



3 TYRION DAVIS-PRICE

Running Back

6-1 • 226 • Fr. • HS

Baton Rouge, La.

Southern Lab High School

FRESHMAN SEASON (2019)

Owens appearances in all 10 games ... Second on the team in rushing yards with 235 and four touchdowns ... Has at least one carry in every game of his debut season ... Carried the ball four times for 22 yards against No. 9 Auburn ... Rushed for 49 yards on six attempts at Mississippi State ... Entered the game in the third quarter against No. 7 Florida and gave LSU the lead with a career-long 33-yard run ... Ended with three rushes for 40 yards and the touchdown ... LSU's second-leading rusher with career high 54 yards on 11 carries against Utah State ... Ran for 19 yards and a touchdown on four carries in his first SEC game at Vanderbilt ... Scored his first career touchdown on a 1-yard run against Northwestern State ...

Added another run with 2:12 left against the Demons on a 2-yard run ... Finished the night against NSU with 29 yards on seven carries ... Made his first career appearance against Georgia Southern and totaled five carries for 11 yards as well as a pair of catches for 24 yards.

TYRION DAVIS PRICE'S CAREER RUSHING HIGHS

Rush attempts: 11 vs. Utah State, 2019

Rushing yards: 53 vs. Utah State, 2019

Rushing TDs: 2 vs. Northwestern State, 2019

Longest Rush: 33 vs. Florida, 2019

TYRION DAVIS PRICE'S CAREER RECEIVING HIGHS

Receptions: 2, 2x (Last: vs. Northwestern State, 2019)

Receiving yards: 24 vs. Northwestern State, 2019

Touchdowns: 0

Long reception: 18 vs. Northwestern State, 2019

TYRION DAVIS PRICE'S CAREER RUSHING STATISTICS

| YEAR | G-GS | Att. | Yards | TD | Long |
|--------------|------------|-----------|------------|----------|----------------|
| 2019 | 8-0 | 41 | 223 | 3 | 33 (TD) |
| TOTAL | 8-0 | 41 | 223 | 3 | 33 (TD) |



76 AUSTIN DECULUS

Offensive Tackle

6-7 • 321 • Jr. • 2L

Mamou, La.

Cy-Fair High School (Cypress, Texas)

JUNIOR SEASON (2019)

LSU's starting right tackle for the last 20 games ... Played 527 snaps in eight games and is third on the team in knockdowns with ten ... Graded out at 88 percent and totaled three knockdowns against No. 9 Auburn ... Put together the best game of his career and graded out as the top tiger lineman at 96 percent with a pair of finishes at Mississippi State ... A part of the line that did not allow a sack and led the offense to 511 yards of total offense against the Gators.



7 GRANT DELPIT

Safety

6-3 • 203 • Jr. • 2L

Houston, Texas

IMG Academy

• 2018 Unanimous All-American

• 2018 First Team All-American

(Walter Camp, AP, FWAA, Sporting News, AFCA, Sports Illustrated)

• 2018 Jack Tatum Award Winner (Columbus Ohio Touchdown Club)

• 2018 Nagurski Trophy Finalist

• 2018 Thorpe Award Semifinalist

• 2018 First Team All-SEC (Coaches, AP)

• 2018 SEC Defensive Player of the Week (vs. Mississippi State)

• 2018 Bednarik Award Player of the Week (vs. Mississippi State)

JUNIOR SEASON (2019)

LSU's starting safety in the last 24 games ... Third on the team in tackles with 45 ... Credited with five tackles and a PBU against No. 9 Auburn ... Set a career high in tackles with 11 at Mississippi State ... LSU's leading tackler against No. 7 Florida with eight ... Credited for a pair of huge pass breakups against the Gators ... Intercepted Utah State quarterback Jordan Love and finished with three tackles ... Second on the team in tackles with six and added a PBU at Vanderbilt ... Finished with three tackles at Texas and against Northwestern State ... Totaled five tackles, 1.5 tackles for loss and a fumble recover in the season opener against Georgia Southern.

GRANT DELPIT'S CAREER HIGHS

Tackles: 11 at Mississippi State, 2019

Tackles for loss: 2.5 vs. Ole Miss, 2018

Sacks: 1, 5x (Last: vs. Arkansas, 2018)


Interceptions: 2, vs. Mississippi State, 2018

Pass breakups: 3 at Texas A&M, 2018

Fumble recoveries: 1, 2x (Last: vs. Georgia Southern, 2019)

GRANT DELPIT'S CAREER STATISTICS

| YEAR | G-GS | UT | AT | TT | TFL | SACKS | PD | QBH | INT | FF | FR |
|--------------|--------------|------------|-----------|------------|----------------|---------------|-----------|----------|------------|----------|------------|
| 2017 | 13-10 | 36 | 24 | 60 | 3.5-5 | 0.0-0 | 9 | 1 | 1-0 | 0 | 0-0 |
| 2018 | 13-13 | 46 | 28 | 74 | 9.5-53 | 5.0-44 | 14 | 4 | 5-1 | 1 | 1-0 |
| 2019 | 10-10 | 28 | 22 | 50 | 2.0-3 | 0-0 | 6 | 1 | 1-0 | 0 | 1-0 |
| Total | 36-33 | 110 | 74 | 184 | 15.0-61 | 5.0-44 | 29 | 6 | 7-1 | 1 | 2-0 |



19 DERRICK DILLON

Wide Receiver
5-11 • 184 • Sr. • 3L
Franklinton, La.
Pine High School

SENIOR SEASON (2019)

The Tigers' starting wide receiver against Northwestern State, Utah State and Florida ... Owns two touchdowns and 152 receiving yards on nine catches in 2019 ... Connected with Joe Burrow on a 37-yard TD at Mississippi State, which tied Burrow for the single-season passing touchdown record and broke the record for touchdowns by a QB in a season ... Finished with 42 yards on four catches and his first TD of the season ... In the start against Northwestern State, totaled three receptions for 41 yards ... Made one reception for 32 yards in the season opener against Georgia Southern.

DERRICK DILLON'S CAREER RECEIVING HIGHS

Receptions: 5 vs. Rice, 2018
 Receiving yards: 86 vs. UCF, 2019 Fiesta Bowl
 Receiving TDs: 1, 4x (Last: vs. Utah State, 2019)
 Long Reception: 71 (TD) vs. Auburn, 2018

DERRICK DILLON'S CAREER RUSHING HIGHS

Rushing attempts: 2, 4x (Last: at Alabama, 2017)
 Rushing yards: 30 vs. Florida, 2017
 Rushing TDs: 0
 Long rush: 30 vs. Florida, 2017

DERRICK DILLON'S CAREER RECEIVING STATISTICS

| YEAR | G-GS | REC. | YDS. | TD | LONG |
|---------------|--------------|-----------|------------|----------|----------------|
| 2016 | 8-0 | 0 | 0 | 0 | 0 |
| 2017 | 13-3 | 14 | 125 | 0 | 16 |
| 2018 | 13-5 | 22 | 307 | 2 | 71 (TD) |
| 2019 | 9-3 | 9 | 152 | 2 | 37 (TD) |
| TOTALS | 43-13 | 45 | 584 | 4 | 71 (TD) |

DERRICK DILLON'S CAREER RUSHING STATISTICS

| YEAR | ATT. | YARDS | TD | LONG |
|---------------|-----------|-----------|----------|-----------|
| 2016 | 0 | 0 | 0 | 0 |
| 2017 | 15 | 86 | 0 | 30 |
| 2018 | 3 | 1 | 0 | 1 |
| 2019 | 0 | 0 | 0 | 0 |
| TOTALS | 18 | 87 | 0 | 30 |



22 CLYDE EDWARDS-HELAIRE

Running Back
5-9 • 212 • Jr. • 2L
Baton Rouge, La.
Catholic High School

• SEC Offensive Player of the Week (at Alabama)

JUNIOR SEASON (2019)

LSU's starting running back in 10 games ... The team's leading rusher with 958 yards and 11 touchdowns ... Became the 50th player in LSU to go over 1,000 career rushing yards against Utah State ... Rushed for a career-high 172 yards and a touchdown on 23 attempts at Ole Miss ... Named the SEC Offensive Player of the Week after totaling 103 yards on the ground and three touchdowns on 20 carries at Alabama ... Also had nine receptions for 77 yards and a touchdown against the Crimson Tide ... Ran for 136 yards and a touchdown on 26 attempts against No. 9 Auburn ... Scored from six yards out with 4:58 left in the third quarter to give the Tigers the lead ... Against No. 7 Florida, rushed for 134 yards and two touchdowns on 13 attempts for an average of 10.3 yards per attempt ... Ripped off runs of 10, 57 and 39 against the Gators ... Scored on a 39-yard run in the first half and 5-yard run in the second half against UF ... Finished with 72 yards on 14 attempts against Utah State ... Surpassed 100 yards for the third time in his career with 106 yards and one touchdown on 14 attempts at Vanderbilt ... Rushed for 50 yards and career-high two touchdowns on 13 attempts against Northwestern State ... Totaled 87 yards on 15 attempts against the Longhorn ... Scored a crucial 12-yard touchdown against UT with 9:58 remaining in the fourth quarter to extend LSU's lead to 9 ... Started his first career game in the season opener against Georgia Southern and was LSU's leading rusher with 45 yards and one touchdown on nine carries ... Also finished with a career high four receptions for 31 yards.

CLYDE EDWARDS-HELAIRE'S CAREER RUSHING HIGHS

Rushing attempts: 26 vs. Auburn, 2019
 Rushing yards: 172 at Ole Miss, 2019
 Rushing TDs: 3 at Alabama, 2019
 Long rush: 57 vs. Florida, 2019

CLYDE EDWARDS-HELAIRE'S CAREER RECEIVING HIGHS

Receptions: 9 at Alabama, 2019
 Receiving yards: 77 at Alabama, 2019
 Receiving TDs: 1 at Alabama, 2019
 Long reception: 30 vs. Alabama, 2018

CLYDE EDWARDS-HELAIRE'S CAREER KICK RETURN HIGHS

Kick returns: 3, 3x (Last: vs. Northwestern State, 2019)
 Kick return yards: 110 vs. UCF, 2019 Fiesta Bowl
 Long kick return: 77 vs. UCF, 2019 Fiesta Bowl

CLYDE EDWARDS-HELAIRE'S CAREER RUSHING STATISTICS

| YEAR | G-GS | No. | Yards | TD | Long |
|--------------|--------------|------------|--------------|-----------|-----------|
| 2017 | 13-0 | 9 | 31 | 0 | 10 |
| 2018 | 13-0 | 146 | 658 | 7 | 47 |
| 2019 | 10-10 | 158 | 958 | 12 | 57 |
| TOTAL | 36-10 | 313 | 1,647 | 19 | 57 |

CLYDE EDWARDS-HELAIRE'S CAREER RECEIVING STATISTICS

| YEAR | Rec. | Yards | TD | Long |
|--------------|-----------|------------|----------|-----------|
| 2017 | 3 | 46 | 0 | 27 |
| 2018 | 11 | 96 | 0 | 30 |
| 2019 | 32 | 224 | 1 | 15 |
| TOTAL | 36 | 366 | 1 | 30 |

CLYDE EDWARDS-HELAIRE'S CAREER KICKOFF RETURNS STATISTICS

| YEAR | No. | Yards | TD | Long |
|--------------|-----------|------------|----------|-----------|
| 2017 | 13 | 247 | 0 | 26 |
| 2018 | 17 | 416 | 0 | 77 |
| 2019 | 9 | 199 | 0 | 38 |
| TOTAL | 39 | 862 | 0 | 77 |



4 JOHN EMERY JR.

Running Back
6-0 • 203 • Fr. • HS
St. Rose, La.
Destrehan High School

FRESHMAN SEASON (2019)

Has earned at least one touch against Georgia Southern, Northwestern State, Vanderbilt, Utah State, Florida, Mississippi State and Ole Miss ... Finished with 21 yards on three attempts at Ole miss ... Rushed for 45 yards on eight attempts and caught four passes for 34 yards against Utah State ... Totaled a career high 51 yards on nine rushes and a touchdown in his first SEC game at Vanderbilt ... Scored his first career touchdown against Northwestern State ... Made his first career appearance in the season opener against Georgia Southern and totaled 20 yards on six carries and made one reception for 17 yards.

JOHN EMERY JR.'S CAREER RUSHING HIGHS

Rushing attempts: 9 at Vanderbilt, 2019
Rushing yards: 51 at Vanderbilt, 2019
Rushing TDs: 1, 2x (Last: at Vanderbilt, 2019)
Long rush: 21 at Vanderbilt, 2019

JOHN EMERY JR.'S CAREER RECEIVING HIGHS

Receptions: 4 vs. Utah State, 2019
Receiving yards: 34 vs. Utah State, 2019
Receiving TDs: 0
Long reception: 17 vs. Georgia Southern, 2019

JOHN EMERY JR.'S CAREER RUSHING STATISTICS

| YEAR | G-GS | No. | Yards | TD | Long |
|--------------|------------|-----------|------------|----------|-----------|
| 2019 | 7-0 | 32 | 136 | 2 | 21 |
| TOTAL | 7-0 | 32 | 136 | 2 | 21 |

JOHN EMERY JR.'S CAREER RECEIVING STATISTICS

| YEAR | Rec. | Yards | TD | Long |
|--------------|----------|-----------|----------|-----------|
| 2019 | 5 | 51 | 0 | 17 |
| TOTAL | 5 | 51 | 0 | 17 |



92 NEIL FARRELL JR.

Defensive End
6-5 • 295 • Jr. • 2L
Mobile, Ala.
Murphy High School

JUNIOR SEASON (2019)

LSU's starting defensive end in three games in 2019 ... The top defensive lineman in tackles and sixth overall on the team with 38 ... Fourth on the team at Ole Miss with five tackles and 1.5 tackles for loss ... Helped force No. 9 Auburn into a three-and-out with a pair of tackles in the third quarter ... Credited with three tackles at Mississippi State ... Started his first SEC game against No. 7 Florida and finished as the team's leading lineman with four tackles ... In his second career start, sacked Utah State quarterback and ended the day with three tackles ... Finished with four tackles, 1.0 tackle for loss and three quarterback hurries at Vanderbilt ... Made his first career start against Northwestern State and finished as LSU's top lineman in tackles with six ... Finished as the top defensive lineman and third on the team in tackles with a career high of eight in the season opener against Georgia Southern.

NEIL FARRELL JR.'S CAREER HIGHS

Tackles: 8 vs. Georgia Southern, 2019
Tackles for Loss: 1.5, 2x (Last: vs. Utah State, 2019)
Sacks: 1.5 vs. Southeastern Louisiana, 2018

NEIL FARRELL JR.'S CAREER STATISTICS

| YEAR | G-GS | UT | AT | TT | TFL | SACKS | PD | QBH | INT | FF | FR |
|--------------|-------------|-----------|-----------|-----------|---------------|---------------|----------|----------|----------|----------|----------|
| 2017 | 5-0 | 1 | 4 | 5 | 0.0-0 | 0.0-0 | 0 | 1 | 0 | 0 | 0 |
| 2018 | 10-0 | 10 | 13 | 23 | 4.0-22 | 1.5-14 | 1 | 2 | 0 | 0 | 0 |
| 2019 | 10-3 | 12 | 26 | 38 | 5.5-14 | 2.0-9 | 1 | 4 | 0 | 0 | 0 |
| Total | 25-3 | 23 | 43 | 66 | 9.5-36 | 3.5-23 | 2 | 7 | 0 | 0 | 0 |



91 BREDIDEN FEHOKO

Defensive Line
6-4 • 291 • Sr. • 1L
Honolulu, Hawaii
Farrington High School/Texas Tech

SENIOR SEASON (2019)


Has played in 18 career games with 12 starts for LSU ... Owns 13 tackles in 2019 ... Earned a tackle for loss on two tackles at Mississippi State ... Credited with a PBU and two tackles against No. 7 Florida ... Fourth on the team in tackles with three and also credited for a tackle for loss against Utah State ... Started at Vanderbilt and finished with four tackles and 2.5 tackles for loss ... Made his first start of 2019 against Northwestern State and earned a pair of tackles.

BREDIDEN FEHOKO'S CAREER HIGHS

Tackles: 6 vs. Southeastern Louisiana, 2018
Tackles for Loss: 2.5, 2x (Last: vs. Auburn, 2019)
Sacks: 1.0 vs. Southeastern Louisiana, 2018

BREDIDEN FEHOKO'S CAREER STATISTICS

| YEAR | G-GS | UT | AT | TT | TFL | Sacks | PD | QBH | INT | FF | FR |
|---------------|--------------|----------|-----------|-----------|---------------|---------------|----------|----------|----------|----------|------------|
| 2018 | 8-8 | 2 | 14 | 16 | 3.0-25 | 1.5-15 | 1 | 2 | 0 | 0 | 0-0 |
| 2019 | 10-4 | 6 | 7 | 13 | 5.0-19 | 0.5-5 | 0 | 1 | 0 | 0 | 0-0 |
| Totals | 18-12 | 8 | 21 | 29 | 8.0-44 | 2.0-20 | 1 | 3 | 0 | 0 | 0-0 |



48 BLAKE FERGUSON

Long Snapper
6-4 • 235 • Sr. • 3L
Smyrna, Ga.
Buford High School

- 2019 Campbell Award Semifinalist
- 2018 First Team All-America (Phil Steele Magazine)
- 2018 Permanent LSU Team Captain
- 2018 SEC Community Service Team
- 2018 SEC Football Leadership Council Chair
- 2018 LSU Graduate (B.A. Marketing)
- 2018 SEC Academic Honor Roll
- 2017 SEC Academic Honor Roll
- 2016 SEC Academic Honor Roll
- 2015 SEC First-Year Academic Honor Roll

SENIOR SEASON (2019)

On a streak of 48-straight games as LSU's long snapper.



1 KRISTIAN FULTON

Cornerback
6-0 • 192 • Sr. • 2L
New Orleans, La.
Archbishop Rummel High School

SENIOR SEASON (2019)

LSU's starting cornerback... Was not targeted at Ole Miss ... Against No. 2 Alabama, allowed just one reception on two targets and added a PBU ... Allowed just three receptions on seven targets against No. 9 Auburn ... Targeted five times at Mississippi State and only allowed one reception ... Intercepted MSU QB Garrett Shrader and had two PBUs ... Credited with a PBU and totaled three tackles against No. 7 Florida ... Finished with three tackles against Utah State ... Third on the team with tackles and also credited for a PBU at Vanderbilt ... Totaled a pair of pass breakups at Texas.

KRISTIAN FULTON'S CAREER HIGHS

Tackles: 5, 2x (Last: at Vanderbilt, 2019)
Tackles for Loss: 1.0 vs. Arkansas, 2018
Interceptions: 1, 2x (Last: at Mississippi State, 2019)
Pass Breakups: 2, 5x (Last: at Mississippi State, 2019)

KRISTIAN FULTON'S CAREER STATS

| YEAR | G-GS | UT | AT | TT | TFL | Sacks | PD | QBH | INT | FF | FR |
|---------------|--------------|-----------|-----------|-----------|--------------|------------|-----------|----------|------------|----------|----------|
| 2016 | 3-0 | 1 | 1 | 2 | 0-0 | 0-0 | 0 | 0 | 0 | 0 | 0 |
| 2017 | 0-0 | 0 | 0 | 0 | 0-0 | 0-0 | 0 | 0 | 0 | 0 | 0 |
| 2018 | 10-10 | 20 | 5 | 25 | 1.0-7 | 0-0 | 10 | 0 | 1-0 | 1 | 0 |
| 2019 | 10-10 | 17 | 8 | 25 | 0-0 | 0-0 | 10 | 0 | 1-0 | 0 | 0 |
| Totals | 23-20 | 38 | 14 | 52 | 1.0-7 | 0-0 | 19 | 0 | 2-0 | 1 | 0 |



4 TODD HARRIS JR.

Safety
5-11 • 186 • Jr. • 2L
Maringouin, La.
Plaquemine High School

JUNIOR SEASON (2019)

Out for the season after suffering an injury against Northwestern State ... Was LSU's starting safety opposite of Grant Delpit ... Earned a tackle for loss at Texas ... Made his second career start in the season opener against Georgia Southern.

TODD HARRIS' CAREER HIGHS

Tackles: 12 vs. Alabama, 2018
 Tackles for Loss: 1.5 at Texas, 2019
 Sacks: 0
 Interceptions: 1 vs. Alabama, 2018
 Pass Breakups: 2 vs. UCF, 2019 Fiesta Bowl

TODD HARRIS JR.'S CAREER STATISTICS

| YEAR | G-GS | UT | AT | TT | TFL | Sacks | PBU | QBH | INT | FF | FR |
|--------------|-------------|-----------|-----------|-----------|--------------|------------|----------|----------|------------|----------|------------|
| 2017 | 13-0 | 0 | 4 | 4 | 0-0 | 0-0 | 0 | 0 | 0 | 0 | 0-0 |
| 2018 | 11-1 | 19 | 12 | 31 | 0-0 | 0-0 | 3 | 0 | 1-0 | 0 | 0-0 |
| 2019 | 3-1 | 3 | 0 | 3 | 1.0-4 | 0 | 0 | 0 | 0 | 0 | 0-0 |
| Total | 27-2 | 22 | 16 | 38 | 1.0-4 | 0-0 | 3 | 0 | 1-0 | 0 | 0-0 |



62 SIAKI IKA

Nose Tackle
6-4 • 347 • Fr. • HS
Salt Lake City, Utah
East High School

FRESHMAN SEASON (2019)

Has played at nose tackle in games against Ole Miss, Alabama, Auburn, Mississippi State, Florida, Utah State, Northwestern State and Georgia Southern ... Credited for three tackles at Ole Miss ... Had a tackle and half tackle for loss at Alabama ... Provided depth for the Tigers and helped clog the middle with a pair of tackles against the Gators ... Credited for a pair of tackles against Utah State ... Finished the game against Northwestern State with two tackles and tackle for loss ... Made his first career appearance in the season opener against Georgia Southern and recorded one tackle. .

SIAKI IKA'S CAREER HIGHS

Tackles: 3 at Ole Miss, 2019
 Tackles for Loss: 1.0 vs. Northwestern State, 2019
 Sacks: 0

SIAKI IKA'S CAREER STATISTICS

| YEAR | G-GS | UT | AT | TT | TFL | Sacks | PBU | QBH | INT | FF | FR |
|--------------|------------|----------|----------|-----------|--------------|------------|----------|----------|----------|----------|----------|
| 2019 | 8-0 | 5 | 6 | 11 | 1.5-3 | 0-0 | 0 | 0 | 0 | 0 | 0 |
| Total | 8-0 | 5 | 6 | 11 | 1.5-3 | 0-0 | 0 | 0 | 0 | 0 | 0 |



70 ED INGRAM

Offensive Guard
6-4 • 295 • So. • 1L
Desoto, Texas
Desoto High School

SOPHOMORE SEASON (2019)

Reinstated to the team on Sept. 20 ... Started at left guard at Ole Miss and played all 81 snaps with a team-high five finishes ... Helped lead LSU to the most yards in an SEC game in school history and second most yards ever ... Entered the game against No. 2 Alabama and played 27 snaps ... Played 32 snaps and credited for a pair of finishes against no. 9 Auburn ... Saw the field for 23 snaps and earned a finish at Mississippi State ... Played 14 snaps against No. 7 Florida ... Returned to the field against Utah State and played 45 snaps for the Tigers at left guard.



2 JUSTIN JEFFERSON

Wide Receiver
6-2 • 185 • Jr. • 2L
St. Rose, La.
Destrehan High School

JUNIOR SEASON (2019)

Owens seven career 100-yard receiving game, including five in 2019 ... Leads the team in receptions with 71 and second in yards with 1,010 and touchdowns with 11 ... Surpassed 1,000 yards at Ole Miss with a nine catch, 112 yard and two touchdown performance The ninth 1,000 yard receiving season in school history ... Made seven receptions for 79 yards on eight targets at No. 2 Alabama ... Five of his seven receptions went for first down against the Crimson Tide ... Caught seven passes for 60 yards against No. 9 Auburn ... LSU's leading receiver at Mississippi State with 89 yards and one touchdown on eight receptions ... Made history as he caught Joe Burrow's 29th touchdown pass on the season for the most LSU history on an 18-yard TD in the third quarter at Mississippi State ... Totaled 123 yards and one touchdown on 10 receptions against No. 7 Florida ... Connected in the red zone on a 7-yard pass from Joe Burrow against the Gators ... Scored on consecutive drives with touchdowns of four and 39 yards out against Utah State ... LSU's leading receiver with 155 yards on nine receptions ... Tied the game at Vanderbilt with a 4-yd TD pass from Joe Burrow ... Topped 100 yards with 125 yards on five receptions against Northwestern State ... LSU's leading receiver at Texas with a career high 163 yards on nine receptions and three touchdowns ... Scored the game-clinching touchdown on third-and-sixteen with a 61-yard touchdown with 2:27 left in the game ... A part of the first trio in school history, along with Ja'Marr Chase and Terrace Marshall, to finish with 100 receiving yards in a game ... LSU's leading receiver in the season opener against Georgia Southern with 87 yards on five receptions and a touchdown.

JUSTIN JEFFERSON'S CAREER HIGHS

Receptions: 10 vs. Florida, 2019
 Receiving Yards: 163 at Texas, 2019
 Receiving TDs: 3 at Texas, 2019
 Longest Reception: 65 vs. Ole Miss
 Rush attempts: 1, 6x (Last: vs. UCF, 2019 Fiesta Bowl)
 Rushing yards: 19 vs. Ole Miss, 2018
 Rushing TDs: None
 Longest Rush: 19 vs. Ole Miss, 2018

JUSTIN JEFFERSON'S CAREER RECEIVING STATISTICS

| YEAR | G-GS | REC. | YDS. | TD | LONG |
|--------------|--------------|------------|--------------|-----------|----------------|
| 2017 | 7-0 | 0 | 0 | 0 | 0 |
| 2018 | 13-12 | 54 | 875 | 6 | 65 (TD) |
| 2019 | 10-10 | 71 | 1,010 | 11 | 61 (TD) |
| TOTAL | 30-22 | 125 | 1,885 | 17 | 65 (TD) |

JUSTIN JEFFERSON'S CAREER RUSHING STATISTICS

| YEAR | ATT. | YARDS | TD | LONG |
|--------------|----------|-----------|----------|-----------|
| 2017 | 1 | 4 | 0 | 4 |
| 2018 | 5 | 26 | 0 | 19 |
| 2019 | 0 | 0 | 0 | 0 |
| TOTAL | 6 | 30 | 0 | 19 |



90 RASHARD LAWRENCE

Defensive End
6-3 • 317 • Sr. • 3L
Monroe, La.
Neville High School

• 2019 Lott IMPACT Player of the Week (at Alabama)

SENIOR SEASON

LSU's starting end against Georgia Southern, Texas, Mississippi State, Auburn, Alabama and Ole Miss ... Missed games against Northwestern State, at Vanderbilt and against Utah State with an injury ... Credited with three tackles at Ole Miss ... The top lineman against the Crimson Tide with four tackles and two crucial pass breakups ... In his first start since being out with an injury, Finished with three tackles and his first career fumble recovery against Mississippi State... Returned to the field against No. 7 Florida and credited with a QB hurry ... Forced his first career fumble and recorded a sack in the season opener against Georgia Southern.

RASHARD LAWRENCE'S CAREER HIGHS

Tackles: 8 vs. Mississippi State, 2018
Tackles for Loss: 4.0 vs. UCF, 2019 Fiesta Bowl
Sacks: 2.0 vs. UCF, 2019 Fiesta Bowl
Force Fumble: 1 vs. Georgia Southern, 2019
Fumble Recovery: 1 at Mississippi State, 2019

RASHARD LAWRENCE'S CAREER STATISTICS

| YEAR | G-GS | UT | AT | TT | TFL | Sacks | PD | QBH | INT | FF | FR |
|---------------|--------------|-----------|-----------|------------|----------------|---------------|----------|----------|----------|----------|------------|
| 2016 | 9-0 | 2 | 4 | 6 | 1.0-5 | 1.0-5 | 0 | 0 | 0 | 0 | 0-0 |
| 2017 | 10-10 | 11 | 21 | 32 | 3.5-20 | 1.5-12 | 1 | 3 | 0 | 0 | 0-0 |
| 2018 | 13-13 | 23 | 31 | 54 | 10.5-48 | 4.0-24 | 3 | 2 | 0 | 0 | 0-0 |
| 2019 | 7-6 | 6 | 8 | 14 | 1.5-17 | 1.5-17 | 3 | 1 | 0 | 1 | 1-0 |
| Totals | 39-29 | 42 | 64 | 106 | 16.5-90 | 8.0-58 | 7 | 6 | 0 | 1 | 0-0 |



68 DAMIEN LEWIS

Guard
6-3 • 322 • Sr. • 1L
Canton, Miss.
Canton High School/Northwest Mississippi CC

SENIOR SEASON (2019)

Has started at right guard in every game of his career ... Owns 685 snaps in 2019 for second on the team... Leads the team in knockdowns with 27 in 10 games ... Credited with a team-high five knockdowns at Ole Miss and led the offense to the most yards in an SEC game and second most in any game in school history ... Limited the dominant Alabama line and graded out at 93 percent overall with a finish ... Helped lead Clyde Edwards-Helaire to another 100-yard rushing game against No. 9 Auburn ... Played all 61 snaps against Mississippi State and finished as the second-best lineman ... Graded out at 93 percent overall against No. 7 Florida after not allowing the Gators a sack and leading the Tigers to more than 500 yards ... The second best overall grade against Utah State and totaled a team-high two finishes against Utah State ... Matched the season opener with five knockdowns against Texas ... Graded out as the highest rated lineman with five finishes on 56 snaps in the season opener against Georgia Southern.



97 GLEN LOGAN

Defensive End
6-4 • 297 • Jr. • 2L
Kenner, La.
Destrehan High School

SENIOR SEASON (2019)

Missed the games against Northwestern State and Vanderbilt with an injury ... Started games against Georgia Southern, Texas, Mississippi State, Auburn and Ole Miss ... Totaled three tackles at Ole Miss ... Credited with three tackles, a PBU and hurry against No. 9 Auburn ... Returned to the field against No. 7 Florida and totaled a pair of tackles and PBU ... Had three tackles and sack at Texas ... Finished with three tackles in the season opener against Georgia Southern.

GLEN LOGAN'S CAREER HIGHS

Tackles: 7 vs. Florida, 2018
Tackles for Loss: 1, 2x (Last: at Texas, 2019)
Sacks: 1, 5x (Last: at Texas, 2019)
Quarterback Hurries: 2, 2x (Last: vs. Texas A&M, 2018)

GLEN LOGAN'S CAREER STATISTICS

| YEAR | G-GS | UT | AT | TT | TFL | SACKS | PD | QBH | INT | FF | FR |
|--------------|--------------|-----------|-----------|-----------|---------------|---------------|----------|----------|----------|----------|------------|
| 2017 | 12-2 | 0 | 17 | 17 | 1.0-2 | 0.5-2 | 0 | 1 | 0 | 0 | 0-0 |
| 2018 | 13-10 | 10 | 36 | 46 | 4.5-30 | 4.0-29 | 1 | 5 | 0 | 0 | 0-0 |
| 2019 | 7-6 | 4 | 11 | 15 | 1.5-2 | 1-1 | 2 | 1 | 0 | 0 | 0-0 |
| Total | 32-18 | 14 | 64 | 78 | 7.0-34 | 5.5-32 | 3 | 7 | 0 | 0 | 0-0 |



73 ADRIAN MAGEE

Offensive Line
6-4 • 335 • Sr. • 3L
Franklinton, La.
Franklinton High School

SENIOR SEASON (2019)

Owns 15 career starts, including nine at left guard and one at left tackle in 2019 ... Second on the team in finishes with 20 ... Started at left tackle at Ole Miss and totaled five finishes ... Led the LSU offense to the most yards in an SEC game and second most in any contest in school history ... Played 56 snaps against No. 2 Alabama and graded out at 90 percent with a finish ... Against No. 9 Auburn, played 66 snaps and earned a pair of finishes ... Totaled 40 snaps and finished with a pair of finishes at Mississippi State ... Played 35 snaps against No. 7 Florida and did not allow a sack and finished with 500-plus yards on offense ... Totaled 52 snaps against Utah State and graded out at 84 percent overall and did not allow a sack ... Played 43 snaps at Northwestern State and led the team in knockdowns with seven ... The Tigers' left guard for all 71 snaps at Texas and earned a finish ... Played 51 total snaps and earn the third-highest grade, highlighted by a pair of finishes.



6 TERRACE MARSHALL JR.

Wide Receiver
6-4 • 209 • So. • 1L
Bossier City, La.
Parkway High School

SOPHOMORE SEASON (2019)

Suffered an injury against Vanderbilt and missed the Utah State, Florida and Mississippi State games ... Second on the team in receptions with 28 and yards with 410 ... Third in touchdown receptions with eight ... Finished with four catches for 32 yards at Ole Miss ... Made two receptions for 45 yards and a touchdown at No. 2 Alabama ... Returned to the field after missing three games and connected with quarterback Joe Burrow for a pair of catches for 29 yards against No. 9 Auburn ... Finished with four receptions for 75 yards before leaving with the injury at Vandy ... Connected with Burrow for two touchdowns and finished with a total of 75 yards on six receptions against Northwestern State ... Provided crucial catches for LSU in the win over Texas ... Of his career high six receptions for 123 yards against the Longhorns, five went for first downs with the other going for a touchdown ... A part of the first trio in school history, along with Justin Jefferson and Ja'Marr Chase, to finish with 100 or more receiving yards in a game ... Recorded his first career score on an 8-yd pass from Burrow in the second quarter against Georgia Southern ... Went on to score on LSU's next two drives on passes from Burrow ... Became the first LSU receiver since Travin Dural against Sam Houston State in 2014 to have three touchdowns in a game.

TERRACE MARSHALL'S CAREER HIGHS

Receptions: 6, 2x (Last: vs. Northwestern State, 2019)
Receiving Yards: 123 at Texas, 2019
Receiving TDs: 3 vs. Georgia Southern, 2019
Longest Reception: 52 vs. Ole Miss, 2018

TERRACE MARSHALL'S CAREER RECEIVING STATISTICS

| YEAR | G-GS | REC. | YDS. | TD | LONG |
|--------------|-------------|-----------|------------|----------|-----------|
| 2018 | 13-1 | 12 | 192 | 0 | 52 |
| 2019 | 6-6 | 24 | 378 | 8 | 38 |
| TOTAL | 19-7 | 36 | 570 | 8 | 52 |



81 THADDEUS MOSS

Tight End

6-3 • 225 • Jr. • RS

Charlotte, N.C.

Mallard Creek High School/North Carolina State

JUNIOR SEASON (2019)

LSU's starting tight end in nine games in 2019 ... Fourth on the team in yards with 355 ... Totaled five catches for 63 yards at Ole Miss ... Finished with six catches for 46 yards at No. 2 Alabama, including a stunning catch in the at the one-yard line that set up Clyde Edwards-Helaire for a rushing touchdown ... Made a career-high seven catches for 45 yards against No. 9 Auburn ... Connected with QB Joe Burrow for 48 yards on three receptions ... Finished with three receptions for 38 yards with two of the catches going for first down against the seventh-ranked Gators ... Made his first career touchdown reception against Utah State on an eight-yard pass from Joe Burrow ... Had one reception for 15 yards and a first down at Texas ... Made his debut for LSU and earned his first career start, totaling two receptions for 61 yards.

THADDEUS MOSS' CAREER HIGHS

Receptions: 7 vs. Auburn, 2019

Receiving Yards: 61 vs. Georgia Southern, 2019

Receiving TDs: 1 vs. Utah State, 2019

Longest Reception: 44 vs. Georgia Southern, 2019

THADDEUS MOSS' CAREER RECEIVING STATISTICS

| YEAR | G-GS | REC. | YDS. | TD | LONG |
|--------------|------------|-----------|------------|----------|-----------|
| 2019 | 9-9 | 32 | 355 | 1 | 44 |
| TOTAL | 9-9 | 32 | 355 | 1 | 44 |



6 JACOB PHILLIPS

Linebacker

6-4 • 229 • Jr. • 2L

Nashville, Tenn.

East Nashville High School

2018 SEC Defensive Player of the Week (vs. Miami)

JUNIOR SEASON (2019)

LSU's leading tackler in 2019 with 82 ... Added another double-digit tackle game with 11 at Ole Miss ... Totaled seven tackles for the Tigers at No. 2 Alabama ... Credited with seven tackles for second on the team along with a sack and QB hurry against No. 9 Auburn ... Second in tackles at Mississippi State with eight ... Finished with four tackles and a QB hurry against No. 7 Florida ... Second on the team in tackles against Utah State with five ... Hit double-digit tackles for the second time in 2019 with 10 and finished with three tackles for loss at Vanderbilt ... Totaled eight tackles against Northwestern State ... Third on the team at Texas in tackles with seven ... Opened the 2019 season against Georgia Southern as LSU's leading tackler with 10.

JACOB PHILLIPS' CAREER HIGHS

Tackles: 13 vs. Louisiana Tech, 2018

Tackles for Loss: 3.0 at Vanderbilt, 2019

Sacks: 1, 2x (Last: vs. Auburn, 2019)

Interceptions: 1 vs. Miami, 2018

JACOB PHILLIPS' CAREER STATISTICS

| YEAR | G-GS | UT | AT | TT | TFL | SACKS | PD | QBH | INT | FF | FR |
|--------------|--------------|-----------|------------|------------|----------------|---------------|----------|----------|-------------|----------|------------|
| 2017 | 12-0 | 8 | 10 | 18 | 0.5-1 | 0.0-0 | 1 | 1 | 0 | 0 | 0-0 |
| 2018 | 12-11 | 32 | 55 | 87 | 5.5-13 | 1.0-6 | 4 | 5 | 1-45 | 0 | 0-0 |
| 2019 | 10-10 | 38 | 44 | 82 | 4.5-16 | 1.0-11 | 1 | 3 | 0-0 | 1 | 0-0 |
| Total | 34-21 | 78 | 109 | 187 | 10.5-30 | 2.0-17 | 6 | 9 | 1-45 | 1 | 0-0 |



8 PATRICK QUEEN

Linebacker

6-2 • 232 • Jr. • 2L

Ventress, La.

Livonia High School

JUNIOR SEASON (2019)

Fourth on the team in 2019 with 52 tackles ... LSU's starting linebacker in the last seven games ... Second on the team in tackles at Ole Miss with nine to match his career high ... Intercepted Alabama quarterback Tua Tagavailoa with 15 second left in the half to set up a Tiger touchdown ... Second on the team in tackles with seven against No. 9 Auburn ... Credited for three tackles and one tackle for loss at Mississippi State ... Led the squad in tackles against No. 7 Florida with eight ... LSU's leading tackler in the start against Utah State and totaled a career high three tackles for loss ... Made his first start of 2019 at Vanderbilt ... Finished with four tackles at Northwestern State ... Fourth on the team in tackles with six at Texas ... Totaled a pair of tackles and recovered a fumble for 10 yards in the season opener against Georgia Southern.

PATRICK QUEEN'S CAREER HIGHS

Tackles: 9, 3x (Last: at Ole Miss, 2019)

Tackles for Loss: 3.0 vs. Utah State, 2019

Sacks: 1.0 vs. UFC, 2019 Fiesta Bowl

Fumble Recoveries: 1 vs. Georgia Southern, 2019

PATRICK QUEEN'S CAREER STATISTICS

| YEAR | G-GS | UT | AT | TT | TFL | SACKS | PD | QBH | INT | FF | FR |
|--------------|--------------|-----------|-----------|-----------|----------------|---------------|----------|----------|----------|----------|-------------|
| 2017 | 13-0 | 2 | 4 | 6 | 0.5-1 | 0.0-0 | 0 | 0 | 0 | 0 | 0-0 |
| 2018 | 13-4 | 20 | 20 | 40 | 5.0-37 | 1.0-22 | 0 | 5 | 0 | 0 | 0-0 |
| 2019 | 10-7 | 20 | 32 | 52 | 6.0-19 | 0-5-4 | 2 | 0 | 1-16 | 0 | 1-10 |
| Total | 36-11 | 42 | 56 | 98 | 11.5-59 | 1.5-26 | 2 | 5 | 0 | 0 | 1-10 |



51 DARE ROSENTHAL

Offensive Tackle

6-8 • 333 • Fr. • RS

Ferriday, La.

Ferriday High School

REDSHIRT FRESHMAN SEASON (2019)

Started at left tackle against Northwestern State, Utah State and Mississippi State ... Played all 92 snaps against Vanderbilt ... Played 12 snaps at Vanderbilt ... Made his first career start at left tackle against Northwestern State ... Saw the first action of his career and totaled 30 snaps at left tackle in the season opener against Georgia Southern.



72 TYLER SHELVIN

Nose Tackle

6-3 • 362 • So. • 1L

Lafayette, La.

Notre Dame High School

SOPHOMORE SEASON (2019)

A big disruptor and LSU's starting nose tackle in nine games in 2019 ... Owns 33 tackles in 2019, which is second amongst defensive linemen ... Totaled four tackles at Ole Miss ... Finished with three tackles against No. 2 Alabama ... Stuffed No. 9 Auburn on the line with five tackles ... A non-stop presence against No. 7 Florida with three tackles, tackle for loss and QB hurry ... Credited for four tackles and two PBU's at Vanderbilt ... Finished with three tackles against Northwestern State ... Made his first career start against Georgia Southern and finished with a career-high six tackles and a tackle for loss.

TYLER SHELVIN'S CAREER HIGHS

Tackles: 6 vs. Georgia Southern, 2019

Tackles for loss: 1.0, 3x (Last: vs. Florida, 2019)

Sacks: 1.0 vs. Rice, 2018

TYLER SHELVIN'S CAREER STATISTICS

| YEAR | G-GS | UT | AT | TT | TFL | SACKS | PD | QBH | INT | FF | FR |
|--------------|-------------|-----------|-----------|-----------|---------------|--------------|----------|----------|----------|----------|----------|
| 2018 | 6-0 | 2 | 7 | 9 | 1.5-7 | 1.5-7 | 0 | 0 | 0 | 0 | 0 |
| 2019 | 10-9 | 10 | 23 | 33 | 3.0-5 | 0.0-0 | 2 | 1 | 0 | 0 | 0 |
| Total | 16-9 | 12 | 30 | 42 | 4.5-12 | 1.5-7 | 2 | 1 | 0 | 0 | 0 |



3 JACOBY STEVENS

Safety

6-2 • 225 • Jr. • 2L

Murfreesboro, Tenn.

Oakland High School

• **2019 SEC Defensive Player of the Week (at Mississippi State, vs. Auburn)**

JUNIOR SEASON (2019)

Started at linebacker in the first three games before moving to safety ... Has been named SEC Defensive Player of the Week two weeks – at Mississippi State and vs. Auburn ... Second overall on the team with 65 tackles in 2019 ... Finished with nine tackles for second on the team at Ole Miss ... Second amongst the Tigers with seven tackles and 1.5 tackles for loss at No. 2 Alabama ... Second on the team in tackles with 56... Had his second-straight double-digit tackle game with 10 against No. 9 Auburn ... Named the SEC Player of the Week for the first time in his career after a sack, interception and eight-tackle game at Mississippi State ... Made a leaping one-handed catch to intercept Mississippi State quarterback Garrett Shrader, which ranked as the No.3 play on SportsCenter’s Top-10 plays ... Finished second on the team in tackles with seven and a PBU against the Gators ... Returned home to Tennessee and finished with five tackles intercepted his second career pass ... Finished with a pair of tackles against Northwestern State ... Sacked Texas quarterback Sam Ehlinger and ended the night second in tackles with eight ... Finished with seven tackles against Georgia Southern.

JACOBY STEVENS' CAREER HIGHS

Tackles: 14 vs. Texas A&M, 2018
Tackles for Loss: 1.5 at Alabama, 2019
Sacks: 1.0, 3x (Last: at Mississippi State, 2019)
Interceptions: 1, 3x (Last: at Mississippi State, 2019)
Pass Breakups: 2, 2x (Last: vs. Florida, 2019)
Fumble Returns: 64 vs. Southeastern Louisiana, 2018

JACOBY STEVENS' CAREER STATISTICS

| YEAR | G-GS | UT | AT | TT | TFL | SACKS | PD | QBH | INT | FF | FR |
|--------------|--------------|-----------|-----------|------------|----------------|---------------|-----------|----------|-------------|----------|-------------|
| 2017 | 6-1 | 0 | 0 | 0 | 0-0 | 0-0 | 0 | 0 | 0-0 | 0 | 0-0 |
| 2018 | 11-4 | 19 | 16 | 35 | 6.5-28 | 1.5-12 | 6 | 4 | 1-1 | 0 | 1-64 |
| 2019 | 10-10 | 33 | 32 | 65 | 4.5-8 | 2.0-2 | 7 | 1 | 2-9 | 0 | 0-0 |
| Total | 27-15 | 52 | 48 | 100 | 11.0-36 | 3.5-14 | 13 | 5 | 3-10 | 0 | 1-64 |



24 DEREK STINGLEY JR.

Cornerback

6-1 • 195 • Fr. • HS

Baton Rouge, La.

The Dunham School

• **2019 SEC Freshman of the Week (vs. Florida)**

FRESHMAN SEASON (2019)

LSU’s starting cornerback and punt returner ... Is the only freshman in college football selected as a semifinalist for the Bednarik Award, which goes to the top defensive player in the nation ... Has four interceptions this season ... Ranks No. 1 in the SEC and 10th in the nation in passes defended with 14 ... Also ranks No. 1 in the SEC and ninth in the nation in interceptions with four ... Did not allow a reception on two targets at Ole Miss ... Gave up just two receptions on 10 targets against No. 9 Auburn ... Was not targeted once at Mississippi State ... Against No. 7 Florida, finished with six tackles and intercepted Florida quarterback Kyle Trask in the fourth quarter in the end zone to stop the Gators ... Named the SEC Freshman of the Week after his performance against the Gators ... Intercepted his second pass against Utah State and totaled two tackles and a PBU against Utah State ... Had his first career interception and finished with a career high three PBUs at Vanderbilt ... Totaled a pair of PBUs against Northwestern State and returned three punts for 54 yards, including a long of 26 ... Locked down his side of the field against Texas with a pair of pass breakups ... Became the first true freshman in the last 34 seasons to start on the LSU defense ... Returned four punts for 52 yards, including a long of 32 on his first return in the season opener against Georgia Southern.

DEREK STINGLEY JR.'S CAREER HIGHS


Tackles: 6 vs. Florida, 2019
Tackles for Loss: 0
Sacks: 0
Interceptions: 1, 3x (Last: vs. Auburn, 2019)
Pass Breakups: 3 at Vanderbilt, 2019
Punt Returns: 4 vs. Georgia Southern, 2019
Punt Return Yards: 54 vs. Northwestern State, 2019
Long Punt Return: 32 vs. Georgia Southern, 2019

DEREK STINGLEY JR.'S CAREER DEFENSIVE STATISTICS

| YEAR | G-GS | UT | AT | TT | TFL | SACKS | PD | QBH | INT | FF | FR |
|--------------|--------------|-----------|----------|-----------|------------|------------|-----------|----------|------------|----------|----------|
| 2019 | 10-10 | 20 | 4 | 24 | 0-0 | 0-0 | 14 | 0 | 4-0 | 0 | 0 |
| Total | 10-10 | 20 | 4 | 24 | 0-0 | 0-0 | 14 | 0 | 4-0 | 0 | 0 |

DEREK STINGLEY JR.'S CAREER PUNT RETURN STATISTICS

| YEAR | No. | Yards | TD | Long |
|--------------|-----------|------------|----------|-----------|
| 2019 | 15 | 146 | 0 | 32 |
| TOTAL | 15 | 146 | 0 | 32 |



38 ZACH VON ROSENBERG

Punter

6-5 • 245 • Jr. • 2L

Zachary, La.

Zachary High School

- **2018 Second Team All-SEC (AP)**
- **2018 SEC Academic Honor Roll**
- **2018 Ray Guy Award Ray's 8 (vs. Mississippi State)**
- **2017 SEC Academic Honor Roll**
- **2017 Freshman All-SEC**
- **2017 SEC Special Teams Player of the Week (vs. Tennessee)**

JUNIOR SEASON (2019)


Has punted just 30 times in 2019 for an average of 43.0 ... Fourteen of his 30 punts have been placed inside the 20 with just three touch backs ... Did not punt at Ole Miss ... Pinned Alabama inside its 10 twice ... Boomed six punts against No. 9 Auburn ... Punted five times for an average of 46.6 yards along with a long of 57 yards at Mississippi State ... Pinned Florida inside its own 20 on two punts, including a long of 49 yards ... Boomed a pair of punts, including a long of 55 against Utah State ... Punted five times for 211 yards, including a long of 56 at Vanderbilt ... Punted just once against Northwestern State for 36 yards and pinned it inside Northwestern State's 20 ... Totaled a pair of punts for 96 yards, including one inside Texas' 20 ... Boomed his three punts for 50-plus yards, pinning all three inside the 20 in the season opener against Georgia Southern.

ZACH VON ROSENBERG'S CAREER HIGHS

Punts: 7, 2x (Last: vs. Mississippi State, 2018)
Punting yards: 306 vs. Mississippi State, 2018
Punting Average: 52.8 vs. Auburn, 2018 (4 punts)
Longest punt: 65 vs. Louisiana Tech, 2018
Punts Downed Inside 20: 4 vs. Southeastern Louisiana, 2018
Punts of 50+ Yards: 3 vs. Georgia Southern, 2019

ZACH VON ROSENBERG'S CAREER PUNTING STATISTICS

| YEAR | G | NO. | YARDS | AVG | LONG | TB | FC | I20 | 50+ |
|--------------|-----------|------------|--------------|-------------|-----------|----------|-----------|-----------|-----------|
| 2017 | 11 | 36 | 1548 | 43.0 | 60 | 1 | 16 | 11 | 4 |
| 2018 | 13 | 51 | 2330 | 45.7 | 65 | 1 | 24 | 18 | 12 |
| 2019 | 10 | 30 | 1291 | 43.0 | 57 | 3 | 10 | 14 | 9 |
| Total | 34 | 117 | 5,169 | 44.2 | 65 | 5 | 50 | 43 | 25 |



36 CADE YORK

Kicker

6-2 • 189 • Fr. • HS

McKinney, Texas

Prosper High School

• **2019 SEC Special Teams Player of the Week (at Texas)**

FRESHMAN SEASON (2019)

Has scored 104 points in 2019 ... His 104 total points in 2019 are the most in the SEC and ranks fifth in the country ... Is 56-60 on PATS and 16-19 on field goals ... Set a career high with a 52-yard kick at Ole Miss ... It marked the longest by a freshman kicker in school history and fourth longest by an LSU kicker on an opponent's field ... His 16 field goals are the most by a freshman in school history, breaking David Browndyke's previous high of 14 set in 1986 ... Connected on two crucial field goals in the first half against No. 2 Alabama from 40 and 45 yards out ... Made a 20-yard field goal to tie No. 9 Auburn going into the half ... Three-for-three on field goals at Mississippi State ... Connected on field goal from 25 yards out at Vanderbilt ... Made one field goal and was 8-for-9 against Northwestern State ... Was three-for-three from 36, 33 and 40 as well as a perfect 4-for-4 on PATs at Texas ... Made his debut against Georgia Southern and connected on both field goals from 39 and 48 yards out and 7-of-7 on PATs ... Became the first true freshman in the modern era to make a field goal in a season opener ... Also became the first true freshman to make his first two field goal attempts since David Browndyke made his first seven in 1986.

CADE YORK'S CAREER HIGHS

Points scored: 16 at Ole Miss, 2019

Kick PATs: 8 vs. Northwestern State, 2019

Field goals made: 3, 3x (Last: at Ole Miss, 2019)

Field goal attempts: 4 at Ole Miss, 2019

Longest field goal: 52 at Ole Miss, 2019

CADE YORK'S CAREER STATISTICS

FIELD GOALS

| YEAR | G | FGM-FGA | <20 | 20-29 | 30-39 | 40-49 | 50+ | LONG | PAT | POINTS |
|---------------|-----------|--------------|------------|------------|------------|------------|------------|-----------|--------------|------------|
| 2019 | 10 | 16-19 | 0-0 | 7-7 | 4-4 | 4-6 | 1-2 | 52 | 56-60 | 104 |
| Totals | 10 | 16-19 | 0-0 | 7-7 | 4-4 | 4-6 | 1-2 | 52 | 56-60 | 104 |

Game 1

Georgia Southern

3

August 31, 2019

#6 LSU

55

Tiger Stadium
Baton Rouge, La.
97,420

LSU

| RUSHING | Att. | Gain | Lost | Net | TD | Long |
|-----------------------|------|------|------|-----|----|------|
| Clyde Edwards-Helaire | 9 | 45 | 0 | 45 | 1 | 13 |
| Chris Curry | 2 | 23 | 0 | 23 | 0 | 20 |
| John Emery Jr. | 6 | 20 | 0 | 20 | 0 | 7 |
| Lanard Fournette | 6 | 20 | 1 | 19 | 1 | 10 |
| Tyrion Davis-Price | 5 | 13 | 2 | 11 | 0 | 8 |
| Myles Brennan | 3 | 5 | 2 | 3 | 0 | 4 |
| Joe Burrow | 1 | 2 | 0 | 2 | 0 | 2 |
| Team | 1 | 0 | 1 | -1 | 0 | 0 |

| PASSING | Att. | Comp | Int | Yds | TD | Long | Sacks |
|---------------|------|------|-----|-----|----|------|-------|
| Joe Burrow | 23 | 27 | 0 | 278 | 5 | 44 | 0 |
| Myles Brennan | 7 | 12 | 0 | 72 | 0 | 32 | 0 |

| RECEIVING | No. | Yds. | TD | Long |
|-----------------------|-----|------|----|------|
| Justin Jefferson | 5 | 87 | 1 | 44 |
| Terrace Marshall Jr. | 4 | 31 | 3 | 11 |
| Clyde Edwards-Helaire | 4 | 31 | 0 | 15 |
| Lanard Fournette | 3 | 16 | 0 | 10 |
| Thaddeus Moss | 2 | 61 | 0 | 44 |
| Tyrion Davis-Price | 2 | 24 | 0 | 15 |
| Ja'Marr Chase | 2 | 21 | 1 | 13 |
| Chris Curry | 2 | 14 | 0 | 9 |
| Derrick Dillon | 1 | 32 | 0 | 32 |
| John Emery Jr. | 1 | 17 | 0 | 17 |
| TK McLendon | 1 | 12 | 0 | 12 |
| Trey Palmer | 1 | 6 | 0 | 6 |
| Devonta Lee | 1 | -1 | 0 | 0 |
| Jamal Pettigrew | 1 | -1 | 0 | 0 |

| PUNTING | No. | Yds. | Avg. | Long | I20 | TB |
|--------------------|-----|------|------|------|-----|----|
| Zach Von Rosenberg | 3 | 155 | 51.7 | 53 | 3 | 0 |

| FIELD GOALS | Att. | Made | Long | KICKS |
|-------------|------|------|------|--------------|
| Cade York | 2 | 2 | 48 | Made: 39, 48 |

| ALL RETURNS | Punts | | | Kickoffs | | | Interceptions | | |
|--------------------|-------|------|-----|----------|------|-----|---------------|------|-----|
| | No. | Yds. | Lg. | No. | Yds. | Lg. | No. | Yds. | Lg. |
| Derek Stingley Jr. | 4 | 52 | 32 | 0 | 0 | 0 | 0 | 0 | 0 |

Georgia Southern

| RUSHING | Att. | Gain | Lost | Net | TD | Long |
|---------------|------|------|------|-----|----|------|
| Logan Wright | 13 | 37 | 0 | 37 | 0 | 11 |
| JD King | 11 | 23 | 0 | 23 | 0 | 5 |
| Matt LaRoche | 5 | 17 | 0 | 17 | 0 | 7 |
| Justin Tomlin | 4 | 8 | 4 | 4 | 0 | 5 |
| Shai Werts | 6 | 10 | 17 | -7 | 0 | 10 |

| PASSING | Att. | Comp | Int. | Yds. | TD | Long | Sacks |
|---------------|------|------|------|------|----|------|-------|
| Justin Tomlin | 3 | 8 | 0 | 24 | 0 | 12 | 1 |
| Shai Werts | 1 | 3 | 0 | 0 | 0 | 0 | 1 |

| RECEIVING | No. | Yds. | TD | Long |
|--------------|-----|------|----|------|
| Khaleb Hood | 1 | 12 | 0 | 12 |
| Cam Brown | 1 | 10 | 0 | 10 |
| Malik Murray | 1 | 2 | 0 | 2 |
| Matt LaRoche | 1 | 0 | 0 | 0 |

| PUNTING | No. | Yds. | Avg. | Long | I20 | TB |
|-----------------|-----|------|------|------|-----|----|
| Anthony Beck II | 9 | 396 | 44.0 | 74 | 2 | 0 |

| FIELD GOALS | Att. | Made | Long | KICKS |
|-------------|------|------|------|----------|
| Tyler Bass | 1 | 1 | 47 | Made: 47 |

| ALL RETURNS | Punts | | | Kickoffs | | | Interceptions | | |
|--------------------|-------|------|-----|----------|------|-----|---------------|------|-----|
| | No. | Yds. | Lg. | No. | Yds. | Lg. | No. | Yds. | Lg. |
| Monquavion Brinson | 0 | 0 | 0 | 1 | 13 | 13 | 0 | 0 | 0 |

No. 6 LSU Dominates Season Opener, 55-3

Joe Burrow tied a school record with five touchdown passes, as the sixth-ranked LSU football team scored on its first five possessions to batter Georgia Southern, 55-3, on Saturday night in Tiger Stadium. LSU (1-0) tied its second-most points in a season opener in the SEC era (since 1933), amassing 473 yards of total offense while holding the Georgia Southern (0-1) to only 98 in its first trip to Baton Rouge. Burrow, LSU's senior quarterback, was 23-of-27 for 278 yards and five touchdowns, tying Zach Mettenberger's school record set in 2013. All five of Burrow's scoring passes came in the first half. **Myles Brennan** entered in the third quarter and finished 7-of-12 passing for 72 yards. Fourteen different Tigers caught passes in the contest, as **Justin Jefferson** led the way with 78 yards on five catches including LSU's first touchdown of the night. Sophomore **Terrace Marshall Jr.** scored on three of his four receptions, TD's of 8, 3 and 11 yards. LSU was balanced offensively, rushing 33 times for 122 net yards. **Clyde Edwards-Helaire** had team highs of 45 yards on nine carries including a 1-yard touchdown on the Tigers' second drive. Georgia Southern managed only eight first downs and was 1-of-12 on third down against a fast and furious LSU defense coach Ed Orgeron challenged prior to the season to dominate opponents. **Rashard Lawrence** and **K'Lavon Chaisson** both forced fumbles recovered by **Patrick Queen** and **Grant Delpit**, respectively.

| Scoring | 1 | 2 | 3 | 4 | F |
|---------|----|----|----|---|----|
| GS | 0 | 3 | 0 | 0 | 3 |
| LSU | 21 | 21 | 10 | 3 | 55 |

| | | | |
|-----|----|-------|---|
| LSU | 1Q | 12:36 | Chase 13 yd pass from Burrow (York kick) |
| LSU | 1Q | 8:10 | Edwards-Helaire 1 yd run (York kick) |
| LSU | 1Q | 3:09 | Jefferson 9 yd pass from Burrow (York kick) |
| LSU | 2Q | 13:10 | Marshall 8 yd pass from Burrow (York kick) |
| LSU | 2Q | 9:58 | Marshall 3 yd pass from Burrow (York kick) |
| GS | 2Q | 5:13 | Bass 47 yd field goal |
| LSU | 2Q | 0:58 | Marshall 11 yd pass from Burrow (York kick) |
| LSU | 3Q | 10:48 | York 39 yd field goal |
| LSU | 3Q | 5:47 | Fournette 3 yd run (York kick) |
| LSU | 4Q | 10:58 | York 48 yd field goal |

| Team Stats | GS | LSU |
|--------------------------------|---------|---------|
| FIRST DOWNS | 8 | 22 |
| FIRST DOWNS | 8 | 22 |
| Rushing | 3 | 8 |
| Passing | 2 | 13 |
| Penalty | 3 | 1 |
| NET YARDS RUSHING | 74 | 122 |
| Rushing Attempts | 39 | 33 |
| Average Per Rush | 1.9 | 3.7 |
| Rushing Touchdowns | 0 | 2 |
| Yards Gained Rushing | 95 | 128 |
| Yards Lost Rushing | 21 | 6 |
| NET YARDS PASSING | 24 | 350 |
| Completions-Attempts-Int | 4-11-0 | 30-39-0 |
| Average Per Attempt | 2.2 | 9.0 |
| Average Per Completion | 6.0 | 11.7 |
| Passing Touchdowns | 0 | 5 |
| TOTAL OFFENSE YARDS | 98 | 472 |
| Total offense plays | 50 | 72 |
| Average Gain Per Play | 2.0 | 6.6 |
| Fumbles: Number-Lost | 2-2 | 0-0 |
| Penalties: Number-Yards | 5-20 | 7-70 |
| PUNTS-YARDS | 9-396 | 3-155 |
| Average Yards Per Punt | 44.0 | 51.7 |
| Net Yards Per Punt | 38.2 | 51.7 |
| Inside 20 | 2 | 3 |
| 50+ Yards | 2 | 3 |
| Touchbacks | 0 | 0 |
| Fair catch | 3 | 1 |
| KICKOFFS-YARDS | 2-105 | 10-650 |
| Average Yards Per Kickoff | 52.5 | 65.0 |
| Net Yards Per Kickoff | 40.0 | 41.2 |
| Touchbacks | 1 | 9 |
| Fair Catch Yards | 24 | 0 |
| Punt returns: Number-Yards-TD | 0-0-0 | 4-52-0 |
| Average Per Return | 0.0 | 13.0 |
| Kickoff returns: Number-Yds-TD | 1-13-0 | 0-0-0 |
| Average Per Return | 13.0 | 0.0 |
| Interceptions: Number-Yds-TD | 0-0-0 | 0-0-0 |
| Fumble Returns: Number-Yds-TD | 0-0-0 | 1-10-0 |
| Miscellaneous Yards | 0 | 0 |
| Possession Time | 28:32 | 31:28 |
| 1st Quarter | 6:23 | 8:37 |
| 2nd Quarter | 9:27 | 5:33 |
| 3rd Quarter | 6:12 | 8:48 |
| 4th Quarter | 6:30 | 8:30 |
| Third-Down Conversions | 1 of 12 | 8 of 14 |
| Fourth-Down Conversions | 0 of 0 | 1 of 1 |
| Red-Zone Scores-Chances | 0-0 | 7-7 |
| Touchdowns | 0-0 | 7-7 |
| Field goals | 0-0 | 0-7 |
| Sacks By: Number-Yards | 0-0 | 2-14 |
| PAT Kicks | 0-0 | 7-7 |
| Field Goals | 1-1 | 2-2 |
| Points off turnovers | 0 | 14 |

Game 2

#6 LSU

45

September 7, 2019
DKR Texas Memorial
Austin, Texas
98,763

#9 Texas

38

LSU

| RUSHING | Att. | Gain | Lost | Net | TD | Long |
|-----------------------|------|------|------|-----|----|------|
| Clyde Edwards-Helaire | 15 | 91 | 4 | 87 | 1 | 24 |
| Lanard Fournette | 3 | 12 | 3 | 9 | 0 | 9 |
| Joe Burrow | 9 | 33 | 25 | 8 | 0 | 16 |
| Tyrion Davis-Price | 1 | 0 | 0 | 0 | 0 | 0 |
| Team | 1 | 0 | 2 | -2 | 0 | 0 |

| PASSING | Att. | Comp | Int | Yds | TD | Long | Sacks |
|------------|------|------|-----|-----|----|------|-------|
| Joe Burrow | 31 | 39 | 1 | 471 | 4 | 61* | 4 |

| RECEIVING | No. | Yds. | TD | Long |
|-----------------------|-----|------|----|------|
| Justin Jefferson | 9 | 163 | 3 | 61* |
| Ja'Marr Chase | 8 | 147 | 0 | 41 |
| Terrace Marshall Jr. | 6 | 123 | 0 | 38 |
| Clyde Edwards-Helaire | 4 | 15 | 0 | 6 |
| Lanard Fournette | 2 | 3 | 0 | 2 |
| Thaddeus Moss | 1 | 15 | 0 | 15 |
| Racey McMath | 1 | 5 | 0 | 5 |

| PUNTING | No. | Yds. | Avg. | Long | I20 | TB |
|--------------------|-----|------|------|------|-----|----|
| Zach Von Rosenberg | 2 | 96 | 48.0 | 52 | 1 | 0 |

| FIELD GOALS | Att. | Made | Long | KICKS |
|-------------|------|------|------|------------------|
| Cade York | 3 | 3 | 40 | Made: 26, 33, 40 |

| ALL RETURNS | Punts | | | Kickoffs | | | Interceptions | | |
|--------------------|-------|------|-----|----------|------|-----|---------------|------|-----|
| | No. | Yds. | Lg. | No. | Yds. | Lg. | No. | Yds. | Lg. |
| Derek Stingley Jr. | 1 | 11 | 11 | 0 | 0 | 0 | 0 | 0 | 0 |

Texas

| RUSHING | Att. | Gain | Lost | Net | TD | Long |
|-----------------|------|------|------|-----|----|------|
| Sam Ehlinger | 19 | 90 | 30 | 60 | 1 | 17 |
| Roschon Johnson | 7 | 32 | 0 | 32 | 0 | 7 |
| Keaontay Ingram | 10 | 29 | 0 | 29 | 0 | 7 |
| Devin Duvernay | 1 | 0 | 0 | 0 | 0 | 0 |

| PASSING | Att. | Comp | Int. | Yds. | TD | Long | Sacks |
|----------------|------|------|------|------|----|------|-------|
| Sam Ehlinger | 31 | 47 | 0 | 401 | 4 | 55* | 5 |
| Devin Duvernay | 1 | 1 | 0 | 8 | 0 | 8 | 0 |

| RECEIVING | No. | Yds. | TD | Long |
|-----------------|-----|------|----|------|
| Devin Duvernay | 12 | 154 | 2 | 44 |
| Brennan Eagles | 5 | 116 | 1 | 55* |
| Keaontay Ingram | 5 | 32 | 0 | 19 |
| Collin Johnson | 3 | 49 | 0 | 19 |
| Roschon Johnson | 3 | 17 | 0 | 7 |
| Jake Smith | 1 | 20 | 1 | 20* |
| Sam Ehlinger | 1 | 8 | 0 | 8 |
| Reese Leitao | 1 | 7 | 0 | 7 |
| Cade Brewer | 1 | 6 | 0 | 6 |

| PUNTING | No. | Yds. | Avg. | Long | I20 | TB |
|-----------------|-----|------|------|------|-----|----|
| Anthony Beck II | 3 | 132 | 44.0 | 55 | 1 | 1 |

| FIELD GOALS | Att. | Made | Long | KICKS |
|-------------|------|------|------|----------|
| Tyler Bass | 1 | 1 | 47 | Made: 47 |

| ALL RETURNS | Punts | | | Kickoffs | | | Interceptions | | |
|--------------|-------|------|-----|----------|------|-----|---------------|------|-----|
| | No. | Yds. | Lg. | No. | Yds. | Lg. | No. | Yds. | Lg. |
| Jake Smith | 1 | 2 | 2 | 0 | 0 | 0 | 0 | 0 | 0 |
| Joseph Ossai | 0 | 0 | 0 | 0 | 0 | 0 | 1 | 8 | 8 |

Burrow, LSU Make History in Win Over Texas

Quarterback **Joe Burrow** passed for 471 yards, as No. 6 LSU earned its first non-conference road victory over a AP Top-10 team in program history, 45-38, over No. 9 Texas. Burrow finished 31-of-39 passing for 471 yards and four touchdowns. LSU had three receivers record more than 100 yards in a single game for the first time in program history: **Justin Jefferson** had nine catches for 163 yards with three touchdowns; **Ja'Marr Chase** added eight catches for 147 yards; **Terrace Marshall Jr.** had six catches for 123 yards with a touchdown. Burrow's 471 passing yards rank second-most in LSU history behind Rohan Davey's 528 at Alabama in 2001. Running back **Clyde Edwards-Helaire** led the Tigers with 87 yards on 15 carries with a touchdown in the fourth quarter. LSU recorded five sacks and had two goal-line stands in the first quarter in which the Tigers turned Texas over on downs twice inside the 2-yard line.

| Scoring | 1 | 2 | 3 | 4 | F |
|---------|---|----|----|----|----|
| LSU | 3 | 17 | 3 | 22 | 45 |
| UT | 0 | 7 | 14 | 17 | 38 |

| | | | |
|-----|----|-------|---|
| LSU | 1Q | 8:04 | York 36 yd field goal |
| UT | 2Q | 10:29 | Eagles 55 yd pass from Ehlinger (Dicker kick) |
| LSU | 2Q | 7:30 | Jefferson 6 yd pass from Burrow (York kick) |
| LSU | 2Q | 1:41 | Cade York 33 yd field goal, 10-65 2:54 |
| LSU | 2Q | 0:47 | Jefferson 21 yd pass from Burrow (York kick) |
| UT | 3Q | 6:51 | Sam Ehlinger 2 yd run (Dicker kick) |
| LSU | 3Q | 5:10 | Cade York 40 yd field goal |
| UT | 3Q | 2:36 | Smith 20 yd pass from Ehlinger (Dicker kick) |
| LSU | 4Q | 14:52 | Marshall Jr. 26 yd pass from Burrow (York kick) |
| UT | 4Q | 12:09 | Duvernay 44 yd pass from Ehlinger (Dicker kick) |
| LSU | 4Q | 9:58 | Edwards-Helaire 12 yd run (York kick) |
| UT | 4Q | 3:59 | Cameron Dicker 47 yd field goal |
| LSU | 4Q | 2:27 | Jefferson 61 yd pass from Burrow (Ja'Marr Chase pass from Joe Burrow) |
| UT | 4Q | 0:22 | Duvernay 15 yd pass from Ehlinger (Dicker kick) |

| Team Stats | LSU | UT |
|--------------------------------|---------|---------|
| FIRST DOWNS | 28 | 30 |
| Rushing | 8 | 6 |
| Passing | 19 | 20 |
| Penalty | 1 | 4 |
| NET YARDS RUSHING | 102 | 121 |
| Rushing Attempts | 29 | 39 |
| Average Per Rush | 3.5 | 3.3 |
| Rushing Touchdowns | 1 | 1 |
| Yards Gained Rushing | 136 | 151 |
| Yards Lost Rushing | 34 | 30 |
| NET YARDS PASSING | 471 | 409 |
| Completions-Attempts-Int | 31-39-1 | 32-48-0 |
| Average Per Attempt | 12.1 | 8.5 |
| Average Per Completion | 15.2 | 12.8 |
| Passing Touchdowns | 4 | 4 |
| TOTAL OFFENSE YARDS | 573 | 530 |
| Total offense plays | 68 | 85 |
| Average Gain Per Play | 8.4 | 6.2 |
| Fumbles: Number-Lost | 0-0 | 1-0 |
| Penalties: Number-Yards | 6-65 | 6-50 |
| PUNTS-YARDS | 2-96 | 3-132 |
| Average Yards Per Punt | 48.0 | 44.0 |
| Net Yards Per Punt | 47.0 | 33.7 |
| Inside 20 | 1 | 1 |
| 50+ Yards | 1 | 1 |
| Touchbacks | 0 | 1 |
| Fair catch | 1 | 0 |
| KICKOFFS-YARDS | 9-585 | 7-359 |
| Average Yards Per Kickoff | 65.0 | 51.3 |
| Net Yards Per Kickoff | 40.0 | 37.0 |
| Touchbacks | 9 | 4 |
| Fair Catch Yards | 0 | 43 |
| Punt returns: Number-Yards-TD | 1-11-0 | 1-2-0 |
| Average Per Return | 11.0 | 2.0 |
| Kickoff returns: Number-Yds-TD | 0-0-0 | 0-0-0 |
| Average Per Return | 0.0 | 0.0 |
| Interceptions: Number-Yds-TD | 0-0-0 | 1-8-0 |
| Fumble Returns: Number-Yds-TD | 0-0-0 | 0-0-0 |
| Miscellaneous Yards | 0 | 0 |
| Possession Time | 26:07 | 33:53 |
| 1st Quarter | 8:16 | 6:44 |
| 2nd Quarter | 8:29 | 6:31 |
| 3rd Quarter | 5:09 | 9:51 |
| 4th Quarter | 4:13 | 10:47 |
| Third-Down Conversions | 6 of 12 | 8 of 15 |
| Fourth-Down Conversions | 0 of 0 | 1 of 3 |
| Red-Zone Scores-Chances | 5-5 | 3-5 |
| Touchdowns | 2-5 | 3-5 |
| Field goals | 3-5 | 0-5 |
| Sacks By: Number-Yards | 5-28 | 4-25 |
| PAT Kicks | 4-4 | 5-5 |
| Field Goals | 3-3 | 1-1 |
| Points off turnovers | 0 | 0 |

Game 3

Northwestern St.

14

September 14, 2019

#4 LSU

65

Tiger Stadium
Baton Rouge, La.
100,334

LSU

RUSHING

| | Att. | Gain | Lost | Net | TD | Long |
|-----------------------|------|------|------|-----|----|------|
| Clyde Edwards-Helaire | 13 | 51 | 1 | 50 | 1 | 13 |
| Joe Burrow | 7 | 35 | 5 | 30 | 1 | 9 |
| Tyrion Davis-Price | 7 | 29 | 0 | 29 | 2 | 10 |
| Myles Brennan | 1 | 9 | 0 | 9 | 0 | 9 |
| Lanard Fournette | 3 | 13 | 6 | 7 | 0 | 9 |
| Team | 1 | 0 | 1 | -1 | 0 | 0 |
| John Emery | 3 | 4 | 6 | -2 | 1 | 4 |

PASSING

| | Att. | Comp | Int | Yds | TD | Long | Sacks |
|---------------|------|------|-----|-----|----|------|-------|
| Joe Burrow | 21 | 24 | 1 | 373 | 2 | 65 | 1 |
| Myles Brennan | 8 | 9 | 0 | 115 | 0 | 35 | 0 |

RECEIVING

| | No. | Yds. | TD | Long |
|----------------------|-----|------|----|------|
| Terrace Marshall Jr. | 6 | 75 | 2 | 21 |
| Justin Jefferson | 5 | 124 | 0 | 48 |
| Jaray Jenkins | 5 | 67 | 0 | 35 |
| Stephen Sullivan | 4 | 51 | 0 | 19 |
| Derrick Dillon | 3 | 41 | 0 | 26 |
| Jontre Kirklín | 2 | 75 | 0 | 65 |
| Tyrion Davis-Price | 2 | 20 | 0 | 18 |
| Devonta Lee | 1 | 28 | 0 | 28 |
| Tory Carter | 1 | 7 | 0 | 7 |

PUNTING

| | No. | Yds. | Avg. | Long | I20 | TB |
|--------------------|-----|------|------|------|-----|----|
| Zach Von Rosenberg | 1 | 36 | 36.0 | 36 | 1 | 0 |

FIELD GOALS

| | Att. | Made | Long | KICKS |
|-----------|------|------|------|----------|
| Cade York | 1 | 1 | 26 | Made: 26 |

ALL RETURNS

| | Punts | | | Kickoffs | | | Interceptions | | |
|-----------------------|-------|------|-----|----------|------|-----|---------------|------|-----|
| | No. | Yds. | Lg. | No. | Yds. | Lg. | No. | Yds. | Lg. |
| Derek Stingley Jr. | 3 | 54 | 26 | 0 | 0 | 0 | 0 | 0 | 0 |
| Trey Palmer | 1 | 54 | 54 | 0 | 0 | 0 | 0 | 0 | 0 |
| Clyde Edwards-Helaire | 0 | 0 | 0 | 3 | 76 | 31 | 0 | 0 | 0 |

Northwestern State

RUSHING

| | Att. | Gain | Lost | Net | TD | Long |
|-------------------|------|------|------|-----|----|------|
| Stadford Anderson | 9 | 30 | 0 | 30 | 0 | 7 |
| Jared Wedt | 7 | 18 | 2 | 16 | 0 | 6 |
| Shelton Eppler | 1 | 4 | 0 | 4 | 0 | 4 |
| JaQuan Jackson | 1 | 2 | 0 | 2 | 0 | 2 |
| Trevor Morgan | 2 | 1 | 0 | 1 | 0 | 1 |
| Kaleb Fletcher | 2 | 1 | 2 | -1 | 0 | 1 |
| Bryce Rivers | 1 | 0 | 6 | -6 | 0 | 0 |

PASSING

| | Att. | Comp | Int. | Yds. | TD | Long | Sacks |
|----------------|------|------|------|------|----|------|-------|
| Shelton Eppler | 21 | 38 | 0 | 225 | 2 | 28 | 0 |
| Bryce Rivers | 2 | 3 | 0 | 7 | 0 | 8 | 1 |

RECEIVING

| | No. | Yds. | TD | Long |
|-----------------|-----|------|----|------|
| Quan Shorts | 8 | 66 | 1 | 17 |
| David Fitzwater | 3 | 68 | 1 | 27 |
| Akile Davis | 3 | 37 | 0 | 28 |
| Gavin Landry | 2 | 8 | 0 | 4 |
| Trevor Morgan | 2 | 7 | 0 | 8 |
| Corey Smallwood | 1 | 17 | 0 | 17 |
| Jared West | 1 | 12 | 0 | 12 |
| Levar Gumms | 1 | 8 | 0 | 8 |
| Tanner Ash | 1 | 6 | 0 | 6 |
| Myles Ward | 1 | 3 | 0 | 3 |

PUNTING

| | No. | Yds. | Avg. | Long | I20 | TB |
|-------------------|-----|------|------|------|-----|----|
| Parker Pastorello | 7 | 290 | 41.4 | 49 | 1 | 0 |

FIELD GOALS

| | Att. | Made | Long | KICKS |
|---------------|------|------|------|----------|
| Scotty Roblow | 1 | 0 | -- | Miss: 34 |

ALL RETURNS

| | Punts | | | Kickoffs | | | Interceptions | | |
|--------------|-------|------|-----|----------|------|-----|---------------|------|-----|
| | No. | Yds. | Lg. | No. | Yds. | Lg. | No. | Yds. | Lg. |
| Myles Ward | 0 | 0 | 0 | 1 | 16 | 16 | 0 | 0 | 0 |
| Dylan Wilson | 0 | 0 | 0 | 0 | 0 | 0 | 1 | 8 | 8 |

LSU Wins 800th Game in Big Win Over Demons

No. 4-ranked LSU Football amassed 610 yards of total offense to become the 12th program in NCAA Division I history to win 800 games, as the Tigers defeated Northwestern State, 65-14, on Saturday in Tiger Stadium. LSU (3-0), which passed for at least 300 yards for the fourth-straight game, scored 48 unanswered points to end the contest including a 41-0 second-half shutout. Senior quarterback **Joe Burrow** led the way for the nearly unstoppable Tigers offense, completing 21-of-24 passes for 373 yards with two touchdowns and an interception that led the the Demons' second-quarter touchdown. Wide receiver **Justin Jefferson** led the way with 124 yards on five carries, while **Terrace Marshall Jr.** caught touchdown passes of 14 and 6 yards on his way to 75 receiving yards on a team-high six receptions. LSU's **Clyde Edwards-Helaire** and freshman **Tyrion Davis-Price** each scored a pair of rushing touchdowns, while Burrow scored from 5 yards with a third-quarter run.

| Scoring | 1 | 2 | 3 | 4 | F |
|---------|---|----|----|----|----|
| NSU | 7 | 7 | 0 | 0 | 14 |
| LSU | 3 | 21 | 27 | 14 | 65 |

| | | | |
|-----|----|-------|--|
| LSU | 1Q | 5:30 | York 26 yd field goal |
| NSU | 1Q | 0:16 | Shorts 17 yd pass from Eppler (Roblow Kick) |
| LSU | 2Q | 12:38 | Edwards-Helaire 4 yd run (York kick) |
| LSU | 2Q | 8:50 | Marshall 14 yd pass from Burrow (York kick) |
| NSU | 2Q | 5:38 | Fitzwater 26 yd pass from Eppler (Roblow kick) |
| LSU | 2Q | 3:27 | Edwards-Helaire 3 yd run (York kick) |
| LSU | 3Q | 13:19 | Burrow 5 yd run (York missed kick) |
| LSU | 3Q | 9:36 | Marshall 6 yd pass from Burrow (York kick) |
| LSU | 3Q | 6:26 | Emery 4 yd run (York kick) |
| LSU | 3Q | 2:16 | Davis-Price 1 yd run (York kick) |
| LSU | 4Q | 7:22 | Palmer 54 yd punt return (York kick) |
| LSU | 4Q | 2:12 | Davis-Price 2 yd run (York kick) |

| Team Stats | NSU | LSU |
|--------------------------------|---------|---------|
| FIRST DOWNS | 15 | 31 |
| Rushing | 3 | 12 |
| Passing | 10 | 18 |
| Penalty | 2 | 1 |
| NET YARDS RUSHING | 46 | 122 |
| Rushing Attempts | 23 | 35 |
| Average Per Rush | 2.0 | 3.5 |
| Rushing Touchdowns | 0 | 6 |
| Yards Gained Rushing | 56 | 141 |
| Yards Lost Rushing | 10 | 19 |
| NET YARDS PASSING | 232 | 488 |
| Completions-Attempts-Int | 23-41-0 | 29-33-1 |
| Average Per Attempt | 5.7 | 14.8 |
| Average Per Completion | 10.1 | 16.8 |
| Passing Touchdowns | 2 | 2 |
| TOTAL OFFENSE YARDS | 278 | 610 |
| Total offense plays | 64 | 68 |
| Average Gain Per Play | 4.3 | 9.0 |
| Fumbles: Number-Lost | 0-0 | 0-0 |
| Penalties: Number-Yards | 3-34 | 4-55 |
| PUNTS-YARDS | 7-290 | 1-36 |
| Average Yards Per Punt | 41.4 | 36.0 |
| Net Yards Per Punt | 26.0 | 36.0 |
| Inside 20 | 1 | 1 |
| 50+ Yards | 0 | 0 |
| Touchbacks | 0 | 0 |
| Fair catch | 1 | 0 |
| KICKOFFS-YARDS | 3-184 | 11-690 |
| Average Yards Per Kickoff | 61.3 | 62.7 |
| Net Yards Per Kickoff | 36.0 | 40.8 |
| Touchbacks | 0 | 9 |
| Fair Catch Yards | 0 | 0 |
| Punt returns: Number-Yards-TD | 0-0-0 | 4-108-1 |
| Average Per Return | 0.0 | 27.0 |
| Kickoff returns: Number-Yds-TD | 1-16-0 | 3-76-0 |
| Average Per Return | 16.0 | 25.3 |
| Interceptions: Number-Yds-TD | 1-8-0 | 0-0-0 |
| Fumble Returns: Number-Yds-TD | 0-0-0 | 0-0-0 |
| Miscellaneous Yards | 0 | 0 |
| Possession Time | 33:38 | 26:22 |
| 1st Quarter | 10:25 | 4:35 |
| 2nd Quarter | 7:00 | 8:00 |
| 3rd Quarter | 6:45 | 8:15 |
| 4th Quarter | 9:28 | 5:32 |
| Third-Down Conversions | 6 of 17 | 5 of 7 |
| Fourth-Down Conversions | 0 of 2 | 0 of 0 |
| Red-Zone Scores-Chances | 1-3 | 9-9 |
| Touchdowns | 1-3 | 8-9 |
| Field goals | 0-3 | 1-9 |
| Sacks By: Number-Yards | 1-5 | 1-6 |
| PAT Kicks | 2-2 | 8-9 |
| Field Goals | 0-1 | 1-1 |
| Points off turnovers | 0 | 0 |

Game 4

#4 LSU
Vanderbilt

66 September 21, 2019
38 Vanderbilt Stadium
Nashville, Tenn.
32,048

LSU

| RUSHING | Att. | Gain | Lost | Net | TD | Long |
|-----------------------|------|------|------|-----|----|------|
| Clyde Edwards-Helaire | 14 | 114 | 8 | 106 | 1 | 46 |
| John Emery | 9 | 51 | 0 | 51 | 1 | 21 |
| Ty Davis-Price | 4 | 20 | 1 | 19 | 0 | 9 |
| Myles Brennan | 2 | 14 | 0 | 14 | 0 | 9 |
| Chris Curry | 4 | 14 | 4 | 10 | 0 | 9 |
| Lanard Fournette | 1 | 1 | 0 | 1 | 0 | 1 |
| Joe Burrow | 2 | 0 | 20 | -20 | 0 | 0 |

| PASSING | Att. | Comp | Int | Yds | TD | Long | Sacks |
|---------------|------|------|-----|-----|----|------|-------|
| Joe Burrow | 25 | 34 | 0 | 398 | 6 | 64 | 2 |
| Myles Brennan | 1 | 4 | 1 | 20 | 0 | 20 | 0 |

| RECEIVING | No. | Yds. | TD | Long |
|------------------|-----|------|----|------|
| Ja'Marr Chase | 10 | 229 | 4 | 64 |
| Racey McMath | 5 | 48 | 1 | 20 |
| T. Marshall | 4 | 75 | 0 | 29 |
| Stephen Sullivan | 3 | 48 | 0 | 30 |
| Just. Jefferson | 2 | 18 | 1 | 14 |
| C. Ed.-Helaire | 1 | 1 | 0 | 1 |
| Ty Davis-Price | 1 | -1 | 0 | 0 |

| PUNTING | No. | Yds. | Avg. | Long | I20 | TB |
|--------------------|-----|------|------|------|-----|----|
| Zach Von Rosenberg | 5 | 211 | 42.2 | 56 | 2 | 0 |

| FIELD GOALS | Att. | Made | Long | KICKS |
|-------------|------|------|------|----------|
| Cade York | 1 | 1 | 25 | Made: 25 |

| ALL RETURNS | Punts | | | Kickoffs | | | Interceptions | | |
|-------------------|-------|------|-----|----------|------|-----|---------------|------|-----|
| | No. | Yds. | Lg. | No. | Yds. | Lg. | No. | Yds. | Lg. |
| C. Ed.-Helaire | 0 | 0 | 0 | 1 | 22 | 22 | 0 | 0 | 0 |
| JaCoby Stevens | 0 | 0 | 0 | 0 | 0 | 0 | 1 | 0 | 0 |
| Micah Baskerville | 1 | 23 | 0 | 1 | 46 | 46 | 0 | 0 | 0 |
| Derek Stingley | 2 | 1 | 1 | 0 | 0 | 0 | 1 | 0 | 0 |
| Trey Palmer | 1 | 1 | 1 | 0 | 0 | 0 | 0 | 0 | 0 |

Vanderbilt

| RUSHING | Att. | Gain | Lost | Net | TD | Long |
|-----------------|------|------|------|-----|----|------|
| Ke'Shawn Vaughn | 20 | 138 | 8 | 130 | 2 | 52 |
| Ja'Veon Marlow | 3 | 19 | 0 | 19 | 0 | 8 |
| Keyon Brooks | 5 | 3 | 3 | 0 | 0 | 2 |
| Riley Neal | 6 | 19 | 23 | -4 | 0 | 11 |

| PASSING | Att. | Comp | Int. | Yds. | TD | Long | Sacks |
|---------------|------|------|------|------|----|------|-------|
| Riley Neal | 15 | 31 | 1 | 206 | 1 | 36 | 3 |
| Deuce Wallace | 4 | 8 | 1 | 23 | 0 | 12 | 0 |

| RECEIVING | No. | Yds. | TD | Long |
|-----------------|-----|------|----|------|
| Kalija Lipscomb | 5 | 68 | 1 | 36 |
| Jared Pinkney | 4 | 47 | 0 | 30 |
| Cam Johnson | 2 | 54 | 0 | 28 |
| Ke'Shawn Vaughn | 2 | 21 | 0 | 19 |
| J SheltonMosley | 2 | 11 | 0 | 9 |
| Ben Bresnahan | 2 | 9 | 0 | 8 |
| James Bostic | 1 | 12 | 0 | 12 |
| C.J. Bolar | 1 | 7 | 0 | 7 |

| PUNTING | No. | Yds. | Avg. | Long | I20 | TB |
|----------------|-----|------|------|------|-----|----|
| Harrison Smith | 7 | 329 | 47.0 | 66 | 1 | 1 |
| TEAM | 1 | 0 | 0.0 | 0 | 0 | 0 |

| FIELD GOALS | Att. | Made | Long | KICKS |
|-------------|------|------|------|----------|
| Ryley Guay | 1 | 1 | 41 | Made: 41 |

| ALL RETURNS | Punts | | | Kickoffs | | | Interceptions | | |
|-----------------|-------|------|-----|----------|------|-----|---------------|------|-----|
| | No. | Yds. | Lg. | No. | Yds. | Lg. | No. | Yds. | Lg. |
| J SheltonMosley | 1 | 11 | 11 | 0 | 0 | 0 | 0 | 0 | 0 |
| Randall Haynie | 0 | 0 | 0 | 0 | 0 | 0 | 1 | 47 | 47 |

Burrow, Chase Lead LSU to Big SEC Blowout

Joe Burrow and the fourth-ranked LSU Football team continued to set records, as the Tigers defeated Vanderbilt, 66-38, on Saturday afternoon. Burrow completed 25-of-34 yards for 398 yards with a school-record six touchdowns. Chase became the third LSU receiver to score at least four touchdowns in a game while posting 229 receiving yards - fourth-most in LSU history. Chase caught a game-high 10 passes, while Terrace Marshall Jr. added four catches for 75 yards and Racey McMath had five catches for 48 yards and a touchdown. LSU's Clyde Edwards-Helaire earned his third career 100-yard rushing game with 106 yards on 14 carries including a 9-yard touchdown that capped the Tigers' 28-point first quarter. Jacob Phillips led the Tigers with 10 tackles, while freshman cornerback Derek Stingley Jr. and JaCoby Stevens each had interceptions. Micah Baskerville was the star of special teams, coming up with a 46-yard return of an onside kick to the Vanderbilt 1-yard line and blocking a punt and recovering the ball in the end zone for a touchdown.

| Scoring | 1 | 2 | 3 | 4 | F |
|------------|----|----|----|---|----|
| LSU | 28 | 10 | 21 | 7 | 66 |
| Vanderbilt | 7 | 10 | 14 | 7 | 38 |

| | | | |
|-------|----|-------|---|
| Vandy | 1Q | 11:04 | Vaughn 5 yd run (Guay kick) |
| LSU | 1Q | 9:51 | Jefferson 4 yd pass from Burrow (York kick) |
| LSU | 1Q | 8:38 | Chase 64 yd pass from Burrow (York kick) |
| LSU | 1Q | 4:58 | Edwards-Helaire 9 yd run (York kick) |
| LSU | 1Q | 0:51 | Chase 25 yd pass from Burrow (York kick) |
| Vandy | 2Q | 12:14 | Guay 41 yd field goal |
| LSU | 2Q | 5:55 | York 25 yd field goal |
| LSU | 2Q | 1:56 | Chase 51 yd pass from Burrow (York kick) |
| Vandy | 2Q | 0:49 | McAllister 0 yd fumble recovery (Guay kick) |
| LSU | 3Q | 14:48 | McMath 6 yd pass from Burrow (York kick) |
| Vandy | 3Q | 13:25 | Vaughn 52 yd run (Guay kick) |
| LSU | 3Q | 9:29 | Chase 16 yd pass from Burrow (York kick) |
| LSU | 3Q | 7:22 | Baskerville 0 yd blocked punt (York kick) |
| Vandy | 3Q | 1:06 | Lipscomb 18 yd pass from Neal (Guay kick) |
| LSU | 4Q | 9:37 | Emery 6 yd run (York kick) |
| Vandy | 4Q | 1:51 | Haynie 47 yd interception (Rice kick) |

| Team Stats | LSU | Vandy |
|--------------------------------|---------|---------|
| FIRST DOWNS | 26 | 17 |
| Rushing | 9 | 5 |
| Passing | 15 | 10 |
| Penalty | 2 | 2 |
| NET YARDS RUSHING | 181 | 145 |
| Rushing Attempts | 36 | 34 |
| Average Per Rush | 5.0 | 4.3 |
| Rushing Touchdowns | 2 | 2 |
| Yards Gained Rushing | 214 | 179 |
| Yards Lost Rushing | 33 | 34 |
| NET YARDS PASSING | 418 | 229 |
| Completions-Attempts-Int | 26-38-1 | 19-39-2 |
| Average Per Attempt | 11.0 | 5.9 |
| Average Per Completion | 16.1 | 12.1 |
| Passing Touchdowns | 6 | 1 |
| TOTAL OFFENSE YARDS | 599 | 374 |
| Total offense plays | 74 | 73 |
| Average Gain Per Play | 8.1 | 5.1 |
| Fumbles: Number-Lost | 1-1 | 0-0 |
| Penalties: Number-Yards | 6-54 | 3-27 |
| PUNTS-YARDS | 5-211 | 8-329 |
| Average Yards Per Punt | 42.2 | 41.1 |
| Net Yards Per Punt | 40.0 | 35.5 |
| Inside 20 | 2 | 1 |
| 50+ Yards | 2 | 2 |
| Touchbacks | 0 | 1 |
| Fair catch | 2 | 1 |
| KICKOFFS-YARDS | 11-715 | 6-327 |
| Average Yards Per Kickoff | 65.0 | 54.5 |
| Net Yards Per Kickoff | 40.0 | 30.7 |
| Touchbacks | 11 | 3 |
| Fair Catch Yards | 0 | 45 |
| Punt returns: Number-Yards-TD | 4-25-1 | 1-11-0 |
| Average Per Return | 6.2 | 11.0 |
| Kickoff returns: Number-Yds-TD | 2-68-0 | 0-0-0 |
| Average Per Return | 34.0 | 0.0 |
| Interceptions: Number-Yds-TD | 2-0-0 | 1-47-1 |
| Fumble Returns: Number-Yds-TD | 0-0-0 | 0-0-1 |
| Miscellaneous Yards | 0 | 0 |
| Possession Time | 27:27 | 32:33 |
| 1st Quarter | 4:35 | 10:25 |
| 2nd Quarter | 8:20 | 6:40 |
| 3rd Quarter | 6:09 | 8:51 |
| 4th Quarter | 8:23 | 6:37 |
| Third-Down Conversions | 7 of 15 | 6 of 17 |
| Fourth-Down Conversions | 1 of 1 | 1 of 2 |
| Red-Zone Scores-Chances | 6-6 | 3-3 |
| Touchdowns | 5-6 | 2-3 |
| Field goals | 1-6 | 1-3 |
| Sacks By: Number-Yards | 3-23 | 2-20 |
| PAT Kicks | 9-9 | 5-5 |
| Field Goals | 1-1 | 1-1 |
| Points off turnovers | 0 | 14 |

Game 5

Utah State

6

October 5, 2019

#5 LSU

42

Tiger Stadium
Baton Rouge, La.
100,266

LSU

RUSHING

| | Att. | Gain | Lost | Net | TD | Long |
|--------------------|------|------|------|-----|----|------|
| C. Edwards-Helaire | 14 | 72 | 0 | 72 | 0 | 11 |
| Tyrion Davis-Price | 11 | 54 | 1 | 53 | 0 | 11 |
| John Emery | 8 | 45 | 0 | 45 | 0 | 13 |
| Joe Burrow | 10 | 51 | 9 | 42 | 1 | 21 |
| Chris Curry | 6 | 24 | 0 | 24 | 0 | 7 |
| Myles Brennan | 2 | 11 | 0 | 11 | 0 | 6 |
| Adrian Magee | 0 | 1 | 0 | 1 | 0 | 0 |

PASSING

| | Att. | Comp | Int | Yds | TD | Long | Sacks |
|---------------|------|------|-----|-----|----|------|-------|
| Joe Burrow | 27 | 38 | 1 | 344 | 5 | 39 | 2 |
| Myles Brennan | 1 | 1 | 0 | 9 | 0 | 9 | 0 |

RECEIVING

| | No. | Yds. | TD | Long |
|--------------------|-----|------|----|------|
| Justin Jefferson | 9 | 155 | 2 | 39 |
| Ja'Marr Chase | 3 | 54 | 1 | 25 |
| Derrick Dillon | 4 | 42 | 1 | 19 |
| Thaddeus Moss | 5 | 39 | 1 | 13 |
| John Emery | 4 | 34 | 0 | 12 |
| C. Edwards-Helaire | 1 | 12 | 0 | 12 |
| Racey McMath | 1 | 9 | 0 | 9 |
| Stephen Sullivan | 1 | 8 | 0 | 8 |

PUNTING

| | No. | Yds. | Avg. | Long | I20 | TB |
|--------------------|-----|------|------|------|-----|----|
| Zach Von Rosenberg | 2 | 91 | 45.5 | 55 | 1 | 1 |

FIELD GOALS

| | Att. | Made | Long | KICKS |
|-----------|------|------|------|------------|
| Cade York | 0 | 1 | -- | Missed: 53 |

ALL RETURNS

| | Punts | | | Kickoffs | | | Interceptions | | |
|--------------------|-------|------|-----|----------|------|-----|---------------|------|-----|
| | No. | Yds. | Lg. | No. | Yds. | Lg. | No. | Yds. | Lg. |
| Trey Palmer | 1 | 10 | 10 | 0 | 0 | 0 | 0 | 0 | 0 |
| C. Edwards-Helaire | 0 | 0 | 0 | 1 | 38 | 38 | 0 | 0 | 0 |
| Kary Vincent Jr. | 0 | 0 | 0 | 0 | 0 | 0 | 1 | 5 | 5 |
| Grant Delpit | 0 | 0 | 0 | 0 | 0 | 0 | 1 | 0 | 0 |
| Derek Stingley Jr. | 0 | 0 | 0 | 0 | 0 | 0 | 1 | 0 | 0 |

Utah State

RUSHING

| | Att. | Gain | Lost | Net | TD | Long |
|----------------|------|------|------|-----|----|------|
| Gerold Bright | 8 | 20 | 2 | 18 | 0 | 8 |
| Enoch Nawahine | 7 | 12 | 2 | 10 | 0 | 4 |
| Riley Burt | 4 | 8 | 0 | 8 | 0 | 5 |
| Jordan Love | 2 | 0 | 8 | -8 | 0 | 0 |
| TEAM | 1 | 0 | 9 | -9 | 0 | 0 |

PASSING

| | Att. | Comp | Int. | Yds. | TD | Long | Sacks |
|---------------|------|------|------|------|----|------|-------|
| Jordan Love | 15 | 30 | 130 | 0 | 3 | 35 | 2 |
| Henry Columbi | 1 | 1 | 10 | 0 | 0 | 10 | 0 |

RECEIVING

| | No. | Yds. | TD | Long |
|-----------------|-----|------|----|------|
| Jordan Nathan | 4 | 51 | 0 | 35 |
| Siaosi Mariner | 2 | 45 | 0 | 35 |
| Savon Scarver | 2 | 20 | 0 | 12 |
| Deven Thompkins | 2 | 18 | 0 | 10 |
| Derek Wright | 1 | 10 | 0 | 10 |
| Carson Terrell | 1 | 8 | 0 | 8 |
| Caleb Repp | 1 | -2 | 0 | 0 |
| Gerold Bright | 2 | -4 | 0 | 1 |
| Enoch Nawahine | 1 | -6 | 0 | 0 |

PUNTING

| | No. | Yds. | Avg. | Long | I20 | TB |
|------------------|-----|------|------|------|-----|----|
| Pierce Callister | 7 | 273 | 39.0 | 47 | 2 | 0 |

FIELD GOALS

| | Att. | Made | Long | KICKS |
|----------------|------|------|------|--------------|
| Dominik Eberle | 2 | 2 | 47 | Made: 30, 47 |

ALL RETURNS

| | Punts | | | Kickoffs | | | Interceptions | | |
|---------------|-------|------|-----|----------|------|-----|---------------|------|-----|
| | No. | Yds. | Lg. | No. | Yds. | Lg. | No. | Yds. | Lg. |
| Savon Scarver | 0 | 0 | 0 | 1 | 21 | 21 | 0 | 0 | 0 |
| Cameron Haney | 0 | 0 | 0 | 0 | 0 | 0 | 1 | 19 | 19 |

No. 5 LSU Dominates on Both Sides in 42-6 Win

Fifth-ranked LSU out-gained Utah State, 601-159, on its way to a midday victory that wrapped up non-conference play for the Tigers, 42-6. Overcoming a pair of turnovers, LSU (5-0) was again led by quarterback **Joe Burrow**, who completed 27-of-38 passes for 344 yards with five touchdowns. Wide receiver **Justin Jefferson** led LSU with nine catches for 155 yards and two touchdowns, while tight end **Thaddeus Moss** caught five passes for 39 yards including an 8-yard TD. **Clyde Edwards-Helaire** carried a game-high 14 times for 72 net yards. LSU allowed only 1-of-12 on third downs, recorded 10 tackles for loss and interceptions by **Grant Delpit**, **Derek Stingley Jr.** and **Kary Vincent Jr.** **Patrick Queen** led the Tigers with six tackles, as Utah State ran only 53 plays and tallied only 56 yards of total offense in the second half.

Scoring

| | 1 | 2 | 3 | 4 | F |
|------------|---|----|----|---|----|
| Utah State | 6 | 0 | 0 | 0 | 6 |
| LSU | 7 | 14 | 14 | 7 | 42 |

| | | | |
|-----|----|-------|---|
| LSU | 1Q | 10:41 | 7 yd pass from Burrow to Dillon (York kick) |
| USU | 1Q | 6:25 | 30 yd field goal from Eberle |
| USU | 1Q | 1:45 | 47 yd field goal from Eberle |
| LSU | 2Q | 14:03 | 1 yd run by Burrow (York kick) |
| LSU | 2Q | 4:44 | 25 yd pass from Burrow to Chase (York kick) |
| LSU | 3Q | 9:55 | 4 yd pass from Burrow to Jefferson (York kick) |
| LSU | 3Q | 2:54 | 39 yd pass from Burrow to Jefferson (York kick) |
| LSU | 4Q | 13:23 | 8 yd pass from Burrow to Moss (York kick) |

Team Stats

| | USU | LSU |
|-------------------------------------|---------|----------|
| First Downs | 10 | 32 |
| Rushing | 1 | 15 |
| Passing | 8 | 16 |
| Penalty | 1 | 1 |
| Net Yards Rushing | 19 | 248 |
| Attempts | 22 | 51 |
| Avg. Per Rush | 0.9 | 4.9 |
| Rushing TDs | 0 | 1 |
| Yds. Gained | 40 | 258 |
| Yds. Lost | 21 | 10 |
| Net Yards Passing | 140 | 353 |
| Comp.-Att.-Int. | 16-31-3 | 28-39-1 |
| Avg. / Att. | 4.5 | 9.1 |
| Avg. / Comp. | 8.8 | 12.6 |
| TDs | 0 | 5 |
| Total Offense Yards | 159 | 601 |
| Plays | 53 | 90 |
| Avg. / Play | 3.0 | 6.7 |
| Fumbles - Lost | 0-0 | 3-1 |
| Penalties - Yds. | 3-25 | 5-41 |
| Punts - Yds. | 7-273 | 2-91 |
| Avg. / Punt | 39.0 | 45.5 |
| Inside 20 | 2 | 1 |
| 50+ Yds. | 0 | 1 |
| Touchbacks | 0 | 1 |
| Fair Catch | 4 | 1 |
| Kickoffs - Yds. | 3-166 | 7-455 |
| Avg. Yds. / Kickoff | 55.3 | 65.0 |
| Touchbacks | 1 | 6 |
| Punt Returns: Total - Yds. - TDs | 0-0-0 | 1-10-0 |
| Avg. / Return | 0 | 10.0 |
| Kickoff Returns: Total - Yds. - TDs | 1-21-0 | 1-38-0 |
| Avg. / Return | 21.0 | 38.0 |
| INT: Total - Yds. - TDs | 1-19-0 | 3-5-0 |
| Fumble: Total - Yds. - TDs | 0-0-0 | 0-0-0 |
| Poss. Time | 18:57 | 41:03 |
| 3rd. Down Conv. | 1 of 12 | 11 of 17 |
| 4th. Down Conversions | 0 of 0 | 0 of 1 |
| Red-Zone: Scores - Chances | 1-1 | 4-4 |
| Sacks: Total - Yds. | 2-9 | 2-8 |
| PAT: Total - Made | 0-0 | 6-6 |
| Field Goals: Total - Made | 2-2 | 0-1 |
| Points off Turnovers | 3 | 14 |

Game 6

#7 Florida

28

October 12, 2019

#5 LSU

42

Tiger Stadium
Baton Rouge, La.
102,321

LSU

RUSHING

| | Att. | Gain | Lost | Net | TD | Long |
|-----------------------|------|------|------|-----|----|------|
| Clyde Edwards-Helaire | 13 | 136 | 2 | 134 | 2 | 57 |
| Joe Burrow | 6 | 43 | 0 | 43 | 0 | 19 |
| Tyrion Davis-Price | 3 | 40 | 0 | 40 | 1 | 33 |
| John Emery | 1 | 2 | 0 | 2 | 0 | 2 |
| Team | 1 | 0 | 1 | -1 | 0 | 0 |

PASSING

| | Att. | Comp | Int | Yds | TD | Long | Sacks |
|------------|------|------|-----|-----|----|------|-------|
| Joe Burrow | 21 | 24 | 0 | 293 | 3 | 54 | 0 |

RECEIVING

| | No. | Yds. | TD | Long |
|------------------|-----|------|----|------|
| Ja'Marr Chase | 7 | 127 | 2 | 54 |
| Justin Jefferson | 10 | 123 | 1 | 36 |
| Thaddeus Moss | 3 | 38 | 0 | 25 |
| Stephen Sullivan | 1 | 5 | 0 | 5 |

PUNTING

| | No. | Yds. | Avg. | Long | I20 | TB |
|--------------------|-----|------|------|------|-----|----|
| Zach Von Rosenberg | 2 | 81 | 40.5 | 49 | 2 | 0 |

FIELD GOALS

| | Att. | Made | Long | KICKS |
|-----------|------|------|------|------------|
| Cade York | 0 | 1 | -- | Missed: 44 |

ALL RETURNS

| | Punts | | | Kickoffs | | | Interceptions | | |
|-----------------------|-------|------|-----|----------|------|-----|---------------|------|-----|
| | No. | Yds. | Lg. | No. | Yds. | Lg. | No. | Yds. | Lg. |
| Clyde Edwards-Helaire | 0 | 0 | 0 | 1 | 20 | 20 | 0 | 0 | 0 |
| Derek Stingley | 0 | 0 | 0 | 0 | 0 | 0 | 1 | 0 | 0 |

Florida

RUSHING

| | Att. | Gain | Lost | Net | TD | Long |
|----------------|------|------|------|-----|----|------|
| Lamical Perine | 17 | 68 | 3 | 65 | 0 | 17 |
| Emory Jones | 9 | 36 | 0 | 36 | 0 | 12 |
| Kyle Trask | 10 | 40 | 19 | 21 | 0 | 12 |
| Josh Hammond | 1 | 11 | 0 | 11 | 0 | 11 |
| Freddie Swain | 1 | 8 | 0 | 8 | 0 | 8 |
| Malik Davis | 2 | 5 | 0 | 5 | 0 | 4 |

PASSING

| | Att. | Comp | Int. | Yds. | TD | Long | Sacks |
|----------------|------|------|------|------|----|------|-------|
| Kyle Trask | 23 | 39 | 1 | 310 | 3 | 28 | 2 |
| Emery Jones | 1 | 3 | 0 | 1 | 1 | 1 | 0 |
| Lamical Perine | 0 | 1 | 0 | 0 | 0 | 0 | 0 |
| Team | 0 | 1 | 0 | 0 | 0 | 0 | 0 |

RECEIVING

| | No. | Yds. | TD | Long |
|-----------------|-----|------|----|------|
| Kyle Pitts | 5 | 108 | 0 | 28 |
| Van Jefferson | 8 | 73 | 2 | 20 |
| Freddie Swain | 2 | 39 | 0 | 21 |
| Trevon Grimes | 3 | 30 | 1 | 19 |
| Jacob Copeland | 2 | 25 | 0 | 13 |
| Tyrie Cleveland | 1 | 17 | 0 | 17 |
| Lamical Perine | 2 | 12 | 1 | 11 |
| Josh Hammond | 1 | 7 | 0 | 7 |

PUNTING

| | No. | Yds. | Avg. | Long | I20 | TB |
|----------------|-----|------|------|------|-----|----|
| Tommy Townsend | 4 | 171 | 42.8 | 49 | 1 | 0 |

FIELD GOALS

| | Att. | Made | Long | KICKS |
|--|------|------|------|-------|
| | | | | |

ALL RETURNS

| | Punts | | | Kickoffs | | | Interceptions | | |
|--|-------|------|-----|----------|------|-----|---------------|------|-----|
| | No. | Yds. | Lg. | No. | Yds. | Lg. | No. | Yds. | Lg. |
| | | | | | | | | | |

Death Valley Comes Alive, as No. 5 LSU Tops No. 7 Florida

LSU quarterback **Joe Burrow** tossed three touchdowns and running back **Clyde Edwards-Helaire** ran for two more, as the fifth-ranked LSU Football team shutout No. 7 Florida in the final 25 minutes of a 42-28 victory. The Tigers defense stepped up its game for the duration, while its offense continued to operate like a surgeon - slicing Florida to the tune of 10.6 yards per play, third-most in school history and most against an SEC opponent. LSU ran only 48 plays against the Gators and scored 42 points while facing third down only four times, the fewest on record by a Tigers team (records since 1978). Edwards-Helaire and freshman running back **Tyrion Davis-Price** added third-quarter touchdowns of 5 and 33 yards to give LSU a lead it wouldn't relinquish with 3:15 remaining in the third quarter. Leading by a touchdown midway through the fourth quarter, Burrow connected on a 54-yard touchdown pass to **Ja'Marr Chase** that gave LSU an insurmountable two-score advantage. Burrow and the Tigers offense were a model of efficiency against the Gators. The LSU signal caller completed 21-of-24 passes for 293 yards with two touchdown passes to Chase and another to **Justin Jefferson**, who led LSU with 10 catches for 123 yards. Chase had a team-high 127 yards on seven receptions. Edwards-Helaire had 134 net rushing yards, while Burrow added 43 on six carries without being sacked. Davis-Price made the most of his three carries, totaling 40 yards. The Tigers defense overcame a frustrating first half - which included a dropped interception in the end zone which resulted in a Florida touchdown - to shutout the Gators with the game in the balance.

| Scoring | 1 | 2 | 3 | 4 | F |
|---------|---|----|----|---|----|
| Florida | 7 | 14 | 7 | 0 | 28 |
| LSU | 7 | 14 | 14 | 7 | 42 |

| | | | |
|-----|----|-------|---|
| LSU | 1Q | 9:55 | 9 yd pass from Burrow to Chase (York PAT) |
| UF | 1Q | 3:34 | 5 yd pass from Trask to Grimes (McPherson PAT) |
| LSU | 2Q | 12:44 | 7 yd pass from Burrow to Jefferson (York PAT) |
| UF | 2Q | 5:48 | 1 yd pass from Jones to Perine (McPherson PAT) |
| LSU | 2Q | 3:55 | 36 yd run by Ed.-Helaire (York PAT) |
| UF | 2Q | 0:04 | 6 yd pass from Trask to Jefferson (McPherson PAT) |
| UF | 3Q | 10:54 | 2 yd pass from Trask to Jefferson (McPherson PAT) |
| LSU | 3Q | 7:12 | 5 yd run by Ed.-Helaire (York PAT) |
| LSU | 3Q | 3:15 | 33 yd run by Davis-Price (York PAT) |
| LSU | 4Q | 5:43 | 54 yd pass from Burrow to Chase (York PAT) |

| Team Stats | USU | LSU |
|-------------------------------------|---------|---------|
| First Downs | 28 | 22 |
| Rushing | 8 | 8 |
| Passing | 18 | 13 |
| Penalty | 2 | 1 |
| Net Rushing Yards | 146 | 218 |
| Attempts | 40 | 24 |
| Avg. Per Rush | 3.7 | 9.1 |
| Rushing TDs | 0 | 3 |
| Yds. Gained | 168 | 221 |
| Yds. Lost | 22 | 3 |
| Net Yards Passing | 311 | 293 |
| Comp.-Att.-Int. | 24-44-1 | 21-24-0 |
| Avg. / Att. | 7.1 | 12.2 |
| Avg. / Comp. | 13.0 | 14.0 |
| TDs | 4 | 3 |
| Total Offense Yards | 457 | 511 |
| Plays | 84 | 48 |
| Avg. / Play | 5.4 | 10.6 |
| Fumbles - Lost | 0-0 | 0-0 |
| Penalties - Yds. | 5-39 | 4-28 |
| Punts - Yds. | 4-171 | 2-81 |
| Avg. / Punt | 42.8 | 40.5 |
| Inside 20 | 1 | 2 |
| 50+ Yds. | 0 | 0 |
| Touchbacks | 0 | 0 |
| Fair Catch | 2 | 1 |
| Kickoffs - Yds. | 5-245 | 7-455 |
| Avg. Yds. / Kickoff | 49.0 | 65.0 |
| Touchbacks | 1 | 7 |
| Punt Returns: Total - Yds. - TDs | 0-0-0 | 0-0-0 |
| Punt: Avg. / Return | 0 | 0 |
| Kickoff Returns: Total - Yds. - TDs | 0-0-0 | 1-20-0 |
| Kickoff: Avg. / Return | 0 | 20.0 |
| INT: Total - Yds. - TDs | 0-0-0 | 1-0-0 |
| Fumble: Total - Yds. - TDs | 0-0-0 | 0-0-0 |
| Poss. Time | 38:19 | 21:41 |
| 3rd. Down Conv. | 9 of 17 | 1 of 4 |
| 4th. Down Conversions | 1 of 2 | 0 of 0 |
| Red-Zone: Scores - Chances | 4-6 | 3-3 |
| Sacks: Total - Yds. | 0-0 | 2-17 |
| PAT: Total - Made | 4-4 | 6-6 |
| Field Goals: Total - Made | 0-0 | 0-1 |
| Points off Turnovers | 0 | 7 |

Game 7

#2 LSU
Mississippi State

36
13

October 9, 2019
Davis Wade Stadium
Starkville, MS
59,282

LSU

| RUSHING | Att. | Gain | Lost | Net | TD | Long |
|-----------------------|------|------|------|-----|----|------|
| Clyde Edwards-Helaire | 11 | 55 | 2 | 53 | 0 | 17 |
| Tyrion Davis-Price | 6 | 49 | 0 | 49 | 0 | 19 |
| John Emery Jr. | 2 | 0 | 1 | -1 | 0 | 0 |
| Team | 2 | 0 | 4 | -4 | 0 | 0 |
| Joe Burrow | 4 | 11 | 22 | -11 | 0 | 11 |

| PASSING | Att. | Comp | Int | Yds | TD | Long | Sacks |
|---------------|------|------|-----|-----|----|------|-------|
| Joe Burrow | 25 | 32 | 0 | 327 | 4 | 60 | 3 |
| Myles Brennan | 0 | 3 | 0 | 0 | 0 | 0 | 0 |

| RECEIVING | No. | Yds. | TD | Long |
|-----------------------|-----|------|----|------|
| Justin Jefferson | 8 | 89 | 1 | 19 |
| Racey McMath | 3 | 76 | 1 | 60 |
| Ja'Marr Chase | 5 | 48 | 1 | 18 |
| Thaddeus Moss | 3 | 48 | 0 | 24 |
| Derrick Dillon | 1 | 37 | 1 | 37 |
| Clyde Edwards-Helaire | 2 | 15 | 0 | 8 |
| Steph. Sullivan | 2 | 9 | 0 | 6 |
| Ty Davis-Price | 1 | 5 | 0 | 5 |

| PUNTING | No. | Yds. | Avg. | Long | I20 | TB |
|--------------------|-----|------|------|------|-----|----|
| Zach Von Rosenberg | 5 | 233 | 46.6 | 57 | 2 | 1 |

| FIELD GOALS | Att. | Made | Long | KICKS |
|-------------|------|------|------|------------------|
| Cade York | 3 | 3 | 25 | Made: 20, 23, 25 |

| ALL RETURNS | Punts | | | Kickoffs | | | Interceptions | | |
|-----------------------|-------|------|-----|----------|------|-----|---------------|------|-----|
| | No. | Yds. | Lg. | No. | Yds. | Lg. | No. | Yds. | Lg. |
| Derek Stingley | 1 | 2 | 2 | 0 | 0 | 0 | 0 | 0 | 0 |
| Clyde Edwards-Helaire | 0 | 0 | 0 | 2 | 24 | 22 | 0 | 0 | 0 |
| Kristian Fulton | 0 | 0 | 0 | 0 | 0 | 0 | 1 | 0 | 0 |
| JaCoby Stevens | 0 | 0 | 0 | 0 | 0 | 0 | 1 | 9 | 9 |

Mississippi State

| RUSHING | Att. | Gain | Lost | Net | TD | Long |
|-----------------|------|------|------|-----|----|------|
| Garrett Shrader | 19 | 72 | 6 | 66 | 1 | 12 |
| Kylin Hill | 15 | 41 | 7 | 34 | 0 | 11 |
| Dedrick Thomas | 1 | 5 | 0 | 5 | 0 | 5 |
| Nick Gibson | 2 | 1 | 4 | -3 | 0 | 1 |

| PASSING | Att. | Comp | Int. | Yds. | TD | Long | Sacks |
|-----------------|------|------|------|------|----|------|-------|
| Garrett Shrader | 17 | 28 | 2 | 238 | 1 | 29 | 2 |

| RECEIVING | No. | Yds. | TD | Long |
|-----------------|-----|------|----|------|
| Stephen Guidry | 6 | 98 | 1 | 24 |
| Isaiah Zuber | 3 | 53 | 0 | 29 |
| Dedrick Thomas | 3 | 31 | 0 | 17 |
| Nick Gibson | 1 | 24 | 0 | 24 |
| Lee Witherspoon | 2 | 16 | 0 | 12 |
| Farrod Green | 1 | 11 | 0 | 11 |
| Kylin Hill | 1 | 5 | 0 | 5 |

| PUNTING | No. | Yds. | Avg. | Long | I20 | TB |
|------------|-----|------|------|------|-----|----|
| Tucker Day | 5 | 214 | 42.8 | 70 | 1 | 1 |

| FIELD GOALS | Att. | Made | Long | KICKS |
|-------------|------|------|------|-------|
| No Stats | | | | |

| ALL RETURNS | Punts | | | Kickoffs | | | Interceptions | | |
|--------------|-------|------|-----|----------|------|-----|---------------|------|-----|
| | No. | Yds. | Lg. | No. | Yds. | Lg. | No. | Yds. | Lg. |
| Malik Dear | 2 | 3 | 7 | 0 | 0 | 0 | 0 | 0 | 0 |
| Isaiah Zuber | 0 | 0 | 0 | 1 | 28 | 28 | 0 | 0 | 0 |

Burrow Sets Single-Season Records in Win at State

In only seven games, LSU quarterback **Joe Burrow** broke two LSU single-season touchdown records, as the No. 2 Tigers defeated Mississippi State, 36-13. Burrow, a senior who is putting an onslaught on the LSU record book, was 25-of-32 for 327 yards with four touchdowns. Burrow, who tied Rohan Davey (1998-2001) with seven 300-yard passing games in his career. With a 37-yard touchdown pass to wide receiver **Derrick Dillon** in the third quarter, Burrow set LSU's single-season record with his 30th touchdown responsible for (28 passing, 2 rushing). JaMarcus Russell (2006) and Matt Mauck (2003) held the record with 29. Later in the third quarter, an 18-yard touchdown pass to **Justin Jefferson** was Burrow's 29th of the season, breaking LSU's single-season record also held by Russell and Mauck. Jefferson led LSU with eight catches for 89 yards and a touchdowns, while **Ja'Marr Chase** added five catches for 48 yards and also scored. **Racey McMath** was on the receiving end of a 60-yard touchdown and finished with three catches for 76 yards, while **Thaddeus Moss** had three catches for 48 yards. Defensively, LSU forced three turnovers including interceptions by **JaCoby Stevens** and **Kristian Fulton**, and a fumble forced by **Michael Divinity Jr.** and recovered by **Rashard Lawrence**. Safety **Grant Delpit** led the Tigers with a career-high 11 tackles with a quarterback hurry, while Stevens, linebacker **Jacob Phillips** and safety **Kary Vincent Jr.** each added eight tackles.

| Scoring | 1 | 2 | 3 | 4 | F |
|---------|---|----|----|---|----|
| LSU | 3 | 19 | 14 | 0 | 36 |
| MSU | 0 | 7 | 0 | 6 | 13 |

| | | | |
|-----|----|-------|--|
| LSU | 1Q | 7:52 | 20 yd Field Goal by Cade York |
| LSU | 2Q | 12:27 | 23 yd Field Goal by Cade York |
| LSU | 2Q | 8:33 | 25 yd Field Goal by Cade York |
| MSU | 2Q | 5:24 | 12 yd run by Shrader (Christmann kick) |
| LSU | 2Q | 5:07 | 60 yd pass from Burrow to McMath |
| LSU | 2Q | 0:50 | 8 d pass from Burrow to Chase (York kick) |
| LSU | 3Q | 10:36 | 37 yd pass from Burrow to Dillon (York kick) |
| LSU | 3Q | 5:36 | 18 yd pass from Burrow to Jefferson (York kick) |
| MSU | 4Q | 0:59 | 24 yd pass from Shrader to Guidry (Failed Conv.) |

| Team Stats | LSU | MSU |
|-------------------------------------|---------|---------|
| Total First Downs | 21 | 21 |
| Rushing | 8 | 5 |
| Passing | 10 | 12 |
| Penalty | 3 | 4 |
| Net Yards Rushing | 86 | 102 |
| Attempts | 25 | 37 |
| Avg. Per Rush | 3.4 | 2.8 |
| Rushing TDs | 0 | 1 |
| Yds. Gained | 115 | 119 |
| Yds. Lost | 29 | 17 |
| Net Yards Passing | 327 | 238 |
| Comp.-Att.-Int. | 25-35-0 | 17-28-2 |
| Avg. / Att. | 9.3 | 8.5 |
| Avg. / Comp. | 13.1 | 14.0 |
| TDs | 4 | 1 |
| Total Offensive Yards | 413 | 340 |
| Plays | 60 | 65 |
| Avg. / Play | 6.9 | 5.2 |
| Fumbles - Lost | 1-0 | 1-1 |
| Penalties - Yds. | 7-88 | 13-109 |
| Punts - Yds. | 5-233 | 5-214 |
| Avg. / Punt | 46.6 | 42.8 |
| Inside 20 | 2 | 1 |
| 50+ Yds. | 2 | 1 |
| Touchbacks | 1 | 1 |
| Fair Catch | 1 | 1 |
| Kickoffs - Yds. | 8-518 | 3-179 |
| Avg. Yds. / Kickoff | 64.8 | 59.7 |
| Touchbacks | 7 | 1 |
| Punt Returns: Total - Yds. - TDs | 1-2-0 | 2-3-0 |
| Punt: Avg. / Return | 2.0 | 1.5 |
| Kickoff Returns: Total - Yds. - TDs | 2-24-0 | 1-28-0 |
| Kickoffs: Avg. / Return | 12.0 | 28.0 |
| INT: Total - Yds. - TDs | 2-9-0 | 0-0-0 |
| Fumble: Total - Yds. - TDs | 1-1-0 | 0-0-0 |
| Poss. Time | 25:39 | 34:21 |
| 3rd. Down Conv. | 3 of 11 | 3 of 12 |
| 4th. Down Conversions | 0 of 0 | 0 of 2 |
| Red-Zone: Scores - Chances | 5-5 | 1-1 |
| Sacks: Total - Yds. | 2-6 | 3-22 |
| PAT: Total - Made | 3-4 | 1-1 |
| Field Goals: Total - Made | 3-3 | 0-0 |
| Points off Turnovers | 10 | 0 |

Game 8

#9 Auburn

20

October 26, 2019

#2 LSU

23

Tiger Stadium
Baton Rouge, LA
102,160

LSU

RUSHING

| | Att. | Gain | Lost | Net | TD | Long |
|-----------------------|------|------|------|-----|----|------|
| Clyde Edwards-Helaire | 26 | 140 | 4 | 136 | 1 | 26 |
| Joe Burrow | 13 | 47 | 16 | 31 | 1 | 14 |
| Ty Davis-Price | 4 | 22 | 0 | 22 | 0 | 7 |
| Team | 3 | 0 | 2 | -2 | 0 | 0 |

PASSING

| | Att. | Comp | Int | Yds | TD | Long | Sacks |
|------------|------|------|-----|-----|----|------|-------|
| Joe Burrow | 32 | 42 | 1 | 321 | 1 | 45 | 3 |

RECEIVING

| | No. | Yds. | TD | Long |
|-----------------------|-----|------|----|------|
| Ja'Marr Chase | 8 | 123 | 0 | 45 |
| Just. Jefferson | 7 | 60 | 0 | 21 |
| Clyde Edwards-Helaire | 7 | 51 | 0 | 13 |
| Thaddeus Moss | 7 | 45 | 0 | 12 |
| T. Marshall | 2 | 29 | 1 | 20 |
| Ty Davis-Price | 1 | 13 | 0 | 13 |

PUNTING

| | No. | Yds. | Avg. | Long | I20 | TB |
|--------------------|-----|------|------|------|-----|----|
| Zach Von Rosenberg | 6 | 229 | 38.2 | 45 | 0 | 1 |

FIELD GOALS

| | Att. | Made | Long | KICKS |
|-----------|------|------|------|----------|
| Cade York | 1 | 1 | 20 | Made: 20 |

ALL RETURNS

| | Punts | | | Kickoffs | | | Interceptions | | |
|----------------|-------|------|-----|----------|------|-----|---------------|------|-----|
| | No. | Yds. | Lg. | No. | Yds. | Lg. | No. | Yds. | Lg. |
| Derek Stingley | 2 | 7 | 7 | 0 | 0 | 0 | 1 | 0 | 0 |

Auburn

RUSHING

| | Att. | Gain | Lost | Net | TD | Long |
|---------------|------|------|------|-----|----|------|
| D.J. Williams | 13 | 131 | 1 | 130 | 0 | 70 |
| Shaun Shivers | 4 | 22 | 0 | 22 | 0 | 13 |
| J. Whitlow | 3 | 9 | 0 | 9 | 0 | 5 |
| Joey Gatewood | 1 | 2 | 0 | 2 | 0 | 2 |
| Kam Martin | 1 | 2 | 0 | 2 | 0 | 2 |
| Malik Miller | 1 | 1 | 0 | 1 | 0 | 1 |
| Bo Nix | 9 | 16 | 32 | -16 | 1 | 6 |
| TEAM | 1 | 0 | 20 | -20 | 0 | 0 |

PASSING

| | Att. | Comp | Int. | Yds. | TD | Long | Sacks |
|--------|------|------|------|------|----|------|-------|
| Bo Nix | 15 | 35 | 1 | 157 | 1 | 34 | 3 |
| TEAM | 0 | 1 | 0 | 0 | 0 | 0 | 0 |

RECEIVING

| | No. | Yds. | TD | Long |
|----------------|-----|------|----|------|
| Seth Williams | 4 | 65 | 1 | 34 |
| A. Schwartz | 3 | 33 | 0 | 18 |
| D.J. Williams | 2 | 21 | 0 | 13 |
| Eli Stove | 2 | 12 | 0 | 11 |
| Malik Miller | 1 | 11 | 0 | 11 |
| Jay Jay Wilson | 2 | 9 | 0 | 5 |
| John Shenker | 1 | 6 | 0 | 6 |

PUNTING

| | No. | Yds. | Avg. | Long | I20 | TB |
|--------------|-----|------|------|------|-----|----|
| Arryn Siposs | 10 | 462 | 46.2 | 55 | 3 | 0 |

FIELD GOALS

| | Att. | Made | Long | KICKS |
|----------------|------|------|------|--------------|
| Anders Carlson | 2 | 2 | 30 | Made: 30, 23 |

ALL RETURNS

| | Punts | | | Kickoffs | | | Interceptions | | |
|----------------|-------|------|-----|----------|------|-----|---------------|------|-----|
| | No. | Yds. | Lg. | No. | Yds. | Lg. | No. | Yds. | Lg. |
| Christian Tutt | 1 | 3 | 3 | 0 | 0 | 0 | 0 | 0 | 0 |
| N. Igbinoehene | 0 | 0 | 0 | 1 | 32 | 32 | 0 | 0 | 0 |
| Shaun Shivers | 0 | 0 | 0 | 1 | 27 | 27 | 0 | 0 | 0 |
| Roger McCreary | 0 | 0 | 0 | 0 | 0 | 0 | 1 | 0 | 0 |

No. 2 LSU Earns 10th-Straight Home Win Over Auburn

No. 2 LSU had more than 500 yards of total offense and overcame a pair of turnovers to defeat No. 9 Auburn, 23-20, on Saturday afternoon in Tiger Stadium. LSU (8-0, 4-0 SEC) was again led by quarterback **Joe Burrow**, who posted career highs in passes (32) and attempts (42) for 321 yards with a touchdown passing and another rushing that put the home-standing Tigers ahead by 10 points early in the fourth quarter. Burrow's sixth 300-yard passing game tied Rohan Davey for LSU's single-season record. Running back **Clyde Edwards-Helaire** had a game-high 136 rushing yards on 26 carries including a 6-yard touchdown in the third quarter that put LSU up 16-13. Wide receiver **Ja'Marr Chase** had a game-high 123 receiving yards for LSU, while Edwards-Helaire, **Justin Jefferson**, and tight end **Thaddeus Moss** each caught seven passes from Burrow. LSU earned its third AP Top-10 victory in the 2019 season and head coach Ed Orgeron's eighth in his 42nd game as the Tigers' head coach. Defensively, LSU held Auburn to 287 yards, forced 10 punts and had three sacks. Safety **JaCoby Stevens** led LSU with 10 tackles, while linebackers **Jacob Phillips** and **Patrick Queen** added seven each. Phillips along with linebackers **Michael Divinity Jr.** and **Damone Clark** each had sacks. LSU freshman cornerback **Derek Stingley Jr.** came up with his fourth interception of the season. Though skies were overcast then clearing as the game progressed, the field at Tiger Stadium was slick following all-day rains on Friday from Tropical Storm Olga.

Scoring

| | 1 | 2 | 3 | 4 | F |
|-----|---|----|---|---|----|
| AU | 3 | 7 | 3 | 7 | 20 |
| LSU | 0 | 10 | 6 | 7 | 23 |

| Team | Qtr | Time | Play |
|------|-----|-------|--|
| AU | 1Q | 8:39 | 30 yd field goal by AnderCarlson |
| LSU | 2Q | 12:28 | 20 yd pass from Burrow to Marshall (York kick) |
| AU | 2Q | 3:06 | 1 yd run by Nix (Carlson kick) |
| LSU | 2Q | 0:33 | 30 yd field goal by Cade York |
| AU | 3Q | 11:42 | 23 yd field goal by Anders Carlson |
| LSU | 3Q | 4:58 | 6 yd run by Edwards-Helaire (York failed kick) |
| LSU | 4Q | 13:29 | 7 yd run by Burrow (York kick) |
| AU | 4Q | 2:32 | 5 yd pass from Nix to S. Williams (Carlson kick) |

Team Stats

| | AU | LSU |
|-------------------------------------|---------|---------|
| Total First Downs | 16 | 30 |
| Rushing | 4 | 13 |
| Passing | 9 | 14 |
| Penalty | 3 | 3 |
| Net Yards Rushing | 130 | 187 |
| Attempts | 33 | 46 |
| Avg. Per Rush | 3.9 | 4.1 |
| Rushing TDs | 1 | 2 |
| Yds. Gained | 183 | 209 |
| Yds. Lost | 53 | 22 |
| Net Yards Passing | 157 | 321 |
| Comp.-Att.-Int. | 15-36-1 | 32-42-1 |
| Avg. / Att. | 4.4 | 7.6 |
| Avg. / Comp. | 10.5 | 10.0 |
| TDs | 1 | 1 |
| Total Offesnive Yards | 287 | 508 |
| Plays | 69 | 88 |
| Avg. / Play | 4.2 | 5.8 |
| Fumbles - Lost | 1-0 | 1-1 |
| Penalties - Yds. | 15-98 | 12-118 |
| Punts - Yds. | 10-462 | 6-229 |
| Avg. / Punt | 46.2 | 38.2 |
| Inside 20 | 3 | 0 |
| 50+ Yds. | 3 | 0 |
| Touchbacks | 0 | 1 |
| Fair Catch | 5 | 3 |
| Kickoffs - Yds. | 4-235 | 5-325 |
| Avg. Yds. / Kickoff | 58.8 | 65.0 |
| Touchbacks | 3 | 3 |
| Punt Returns: Total - Yds. - TDs | 1-3-0 | 2-7-0 |
| Punt Return Avg. / Return | 3.0 | 3.5 |
| Kickoff Returns: Total - Yds. - TDs | 2-59-0 | 0-0-0 |
| Kickoff Return Avg. / Return | 29.5 | 0 |
| INT: Total - Yds. - TDs | 1-0-0 | 1-0-0 |
| Fumble: Total - Yds. - TDs | 0-0-0 | 0-0-0 |
| Poss. Time | 26:58 | 33:02 |
| 3rd. Down Conv. | 5 of 18 | 9 of 19 |
| 4th. Down Conversions | 1 of 1 | 0 of 2 |
| Red-Zone: Scores - Chances | 4-4 | 4-5 |
| Sacks: Total - Yds. | 3-16 | 3-32 |
| PAT: Total - Made | 2-2 | 2-3 |
| Field Goals: Total - Made | 2-2 | 1-1 |
| Points off Turnovers | 7 | 0 |

Game 9

#1 LSU

46

November 9, 2019
Bryant-Denny Stadium
Tuscaloosa, Ala.
101,821

#2 Alabama

41

LSU

RUSHING

| | Att. | Gain | Lost | Net | TD | Long |
|-----------------------|------|------|------|-----|----|------|
| Clyde Edwards-Helaire | 20 | 104 | 1 | 103 | 3 | 18 |
| Joe Burrow | 14 | 96 | 32 | 64 | 0 | 19 |
| Ty Davis-Price | 3 | 4 | 0 | 4 | 0 | 2 |
| Team | 3 | 0 | 5 | -5 | 0 | 0 |

PASSING

| | Att. | Comp | Int | Yds | TD | Long | Sacks |
|------------|------|------|-----|-----|----|------|-------|
| Joe Burrow | 31 | 39 | 0 | 393 | 3 | 35 | 5 |

RECEIVING

| | No. | Yds. | TD | Long |
|-----------------------|-----|------|----|------|
| Ja'Marr Chase | 6 | 140 | 1 | 35 |
| Just. Jefferson | 7 | 79 | 0 | 18 |
| Clyde Edwards-Helaire | 9 | 77 | 1 | 14 |
| Thaddeus Moss | 6 | 46 | 0 | 16 |
| T. Marshall | 2 | 45 | 1 | 29 |
| Ty Davis-Price | 1 | 6 | 0 | 6 |

PUNTING

| | No. | Yds. | Avg. | Long | I20 | TB |
|-----------------|-----|------|------|------|-----|----|
| Z.Von Rosenberg | 4 | 159 | 39.8 | 46 | 2 | 0 |

FIELD GOALS

| | Att. | Made | Long | KICKS |
|-----------|------|------|------|--------------|
| Cade York | 2 | 2 | 45 | Made: 40, 45 |

ALL RETURNS

| | Punts | | | Kickoffs | | | Interceptions | | |
|-----------------|-------|------|-----|----------|------|-----|---------------|------|-----|
| | No. | Yds. | Lg. | No. | Yds. | Lg. | No. | Yds. | Lg. |
| Derek Stingley | 2 | 19 | 11 | 0 | 0 | 0 | 0 | 0 | 0 |
| Just. Jefferson | 0 | 0 | 0 | 1 | 1 | 1 | 0 | 0 | 0 |
| C. Ed.-Helaire | 0 | 0 | 0 | 1 | 19 | 19 | 0 | 0 | 0 |
| Patrick Queen | 0 | 0 | 0 | 0 | 0 | 0 | 1 | 16 | 16 |

Alabama

RUSHING

| | Att. | Gain | Lost | Net | TD | Long |
|-----------------|------|------|------|-----|----|------|
| Najee Harris | 19 | 149 | 3 | 146 | 1 | 31 |
| B. Robinson Jr. | 3 | 7 | 4 | 3 | 0 | 7 |
| Slade Bolden | 1 | 0 | 0 | 0 | 0 | 0 |
| TEAM | 1 | 0 | 2 | -2 | 0 | 0 |
| Tua Tagovailoa | 3 | 4 | 9 | -5 | 0 | 4 |
| Ty Perine | 1 | 0 | 19 | -19 | 0 | 0 |

PASSING

| | Att. | Comp | Int. | Yds. | TD | Long | Sacks |
|----------------|------|------|------|------|----|------|-------|
| Tua Tagovailoa | 21 | 40 | 1 | 418 | 4 | 85 | 1 |

RECEIVING

| | No. | Yds. | TD | Long |
|-----------------|-----|------|----|------|
| DeVonta Smith | 7 | 213 | 2 | 85 |
| Jerry Jeudy | 5 | 71 | 1 | 26 |
| Henry Ruggs III | 3 | 68 | 0 | 26 |
| Najee Harris | 3 | 44 | 1 | 23 |
| Jaylen Waddle | 3 | 22 | 0 | 9 |

PUNTING

| | No. | Yds. | Avg. | Long | I20 | TB |
|-----------|-----|------|------|------|-----|----|
| Ty Perine | 3 | 146 | 48.7 | 51 | 0 | 1 |

ALL RETURNS

| | Punts | | | Kickoffs | | | Interceptions | | |
|-----------------|-------|------|-----|----------|------|-----|---------------|------|-----|
| | No. | Yds. | Lg. | No. | Yds. | Lg. | No. | Yds. | Lg. |
| Jaylen Waddle | 1 | 77 | 77 | 0 | 0 | 0 | 0 | 0 | 0 |
| Henry Ruggs III | 0 | 0 | 0 | 3 | 71 | 29 | 0 | 0 | 0 |
| B. Robinson Jr. | 0 | 0 | 0 | 1 | 12 | 12 | 0 | 0 | 0 |
| Major Tennison | 0 | 0 | 0 | 1 | 8 | 8 | 0 | 0 | 0 |

Burrow, Edwards-Helaire Guide No. 1 LSU to End Bama Streaks

Joe Burrow had 393 yards passing with three touchdowns and **Clyde Edwards-Helaire** scored four times, as No. 1 LSU snapped No. 2 Alabama's 31-game home winning streak, 46-41, on Saturday night in Tuscaloosa. LSU, which improved to 5-0 in the SEC and 9-0 overall for the fifth time in school history (2011, 1973, 1958, 1908), tied a school record with its fourth top-10 victory of the season. LSU's senior quarterback Burrow finished 31-of-39 passing with touchdown passes to Edward-Helaire, **Ja'Marr Chase** and **Terrace Marshall Jr.** Edwards-Helaire had 180 yards of total offense, with three rushing touchdowns and 103 yards, along with nine catches for 77 and a score. Leading one of the most dynamic receiving corps in college football, Chase finished with six catches for a team-high 140 yards, while **Justin Jefferson** had seven catches for 79 yards and tight end **Thaddeus Moss** added six catches for 46 yards. LSU's defense was the star of the first-half show, holding the Tide offense to one big-play touchdown in the opening 30 minutes - a 64-yard touchdown catch by Smith with 6:43 remaining in the half. The Tigers stopped two Alabama drives with turnovers on downs and **Patrick Queen** intercepted Tagovailoa late in the second quarter, allowing LSU to increase its halftime advantage to 20 with a receiving touchdown by Edwards-Helaire. Linebacker **K'Lavon Chaisson** was dominant all over the field for the Tigers, recording 10 tackles (3.5 for loss). Linebackers **Jacob Phillips** and Queen, along with safety **JaCoby Stevens** each added seven tackles.

| Scoring | 1 | 2 | 3 | 4 | F |
|---------|----|----|---|----|----|
| LSU | 10 | 23 | 0 | 13 | 46 |
| Alabama | 7 | 6 | 7 | 21 | 41 |

| | | | |
|-----|----|-------|---|
| LSU | 1Q | 9:15 | 33 yd pass from Burrow to Chase (York kick) |
| LSU | 1Q | 4:45 | 40 yd field goal by York |
| UA | 1Q | 1:14 | 77 yd punt return by Waddle (Bulovas kick) |
| LSU | 2Q | 13:03 | 29 yd pass from Burrow to Marshall (PAT Blocked) |
| UA | 2Q | 6:43 | 64 yd pass from Tagovailoa to Smith (Missed PAT) |
| LSU | 2Q | 4:20 | 45 yd field goal by York |
| LSU | 2Q | 0:26 | 1 yd run by Edwards-Helaire (York kick) |
| LSU | 2Q | 0:06 | 13 yd pass from Burrow to Edwards-Helaire (York kick) |
| UA | 3Q | 4:51 | 15 yd pass from Tagovailoa to Harris (Bulovas kick) |
| UA | 4Q | 14:33 | 1 yd run by Harris (Bulovas kick) |
| LSU | 4Q | 10:07 | 5 yd run by Edwards-Helaire (Failed 2 pt. attempt) |
| UA | 4Q | 5:32 | 5 yd pass from Tagovailoa to Jeudy (Bulovas kick) |
| LSU | 4Q | 1:37 | 7 yd run by Edwards-Helaire (York kick) |
| UA | 4Q | 1:21 | 85 yd pass from Tagovailoa to Smith (Bulovas) |

| Team Stats | LSU | UA |
|----------------------------------|---------|---------|
| Total First Downs | 29 | 22 |
| Rushing | 10 | 7 |
| Passing | 18 | 13 |
| Penalty | 1 | 2 |
| Net Yards Rushing | 166 | 123 |
| Attempts | 40 | 28 |
| Avg. Per Rush | 4.2 | 4.4 |
| Rushing TDs | 3 | 1 |
| Yds. Gained | 204 | 160 |
| Yds. Lost | 38 | 37 |
| Net Yards Passing | 393 | 418 |
| Comp.-Att.-Int. | 31-39-0 | 21-40-1 |
| Avg. / Att. | 10.1 | 10.5 |
| Avg. / Comp. | 12.7 | 19.9 |
| TDs | 3 | 4 |
| Total Offense Yards | 559 | 541 |
| Plays | 79 | 68 |
| Avg. / Play | 7.1 | 8.0 |
| Fumbles - Lost | 2-1 | 2-1 |
| Penalties - Yds. | 4-35 | 7-53 |
| Punts - Yds. | 4-159 | 3-146 |
| Avg. / Punt | 39.8 | 48.7 |
| Inside 20 | 2 | 0 |
| 50+ Yds. | 0 | 2 |
| Touchbacks | 0 | 1 |
| Fair Catch | 2 | 0 |
| Kickoffs - Yds. | 9-545 | 6-259 |
| Avg. Yds. / Kickoff | 60.6 | 43.2 |
| Touchbacks | 4 | 0 |
| Punt Returns: Total - Yds. - TDs | 2-19-0 | 1-77-1 |
| Punt: Avg. / Return | 9.5 | 77.0 |
| Kickoff: Total - Yds. - TDs | 2-20-0 | 5-91-0 |
| Kickoff: Avg. / Return | 10.0 | 18.2 |
| INT: Total - Yds. - TDs | 1-16-0 | 0-0-0 |
| Fumble: Total - Yds. - TDs | 0-0-0 | 1-2-0 |
| Misc. Yards | 0 | 0 |
| Poss. Time | 34:34 | 25:26 |
| 3rd. Down Conv. | 8 of 15 | 6 of 15 |
| 4th. Down Conversions | 0 of 0 | 3 of 5 |
| Red-Zone: Scores - Chances | 5-5 | 3-4 |
| Sacks: Total - Yds. | 1-9 | 5-37 |
| PAT: Total - Made | 4-5 | 5-6 |
| Field Goals: Total - Made | 2-2 | 0-0 |
| Points off turnovers | 14 | 0 |

Game 10

#1 LSU
Ole Miss

58 November 16, 2019
37 Vaught-Hemingway Stadium
Oxford, Miss.
53,797

LSU Shatters Records in 58-37 Victory at Ole Miss

Joe Burrow set LSU's single-season passing record and tossed five touchdowns, as top-ranked LSU built a 31-7 halftime lead and held off Ole Miss, 58-37, on Saturday evening at Vaught-Hemingway Stadium. Burrow, LSU's senior quarterback, completed 32-of-42 passes for a career-best 489 yards to give the Tigers a 10th win in 2019. In the process, he broke Rohan Davey's 2001 yardage record (3,347) and stands at 3,687 through 10 games. Burrow, who had the second-most yards in game in LSU history, saw his favorite targets - wide receivers **Ja'Marr Chase** and **Justin Jefferson** - each eclipse 1,000 yards on the season during the contest. The duo became the third in SEC history to reach the milestone, joining LSU's Jarvis Landry and Odell Beckham Jr. in 2013, and Florida's Jabar Gaffney and Reche Caldwell in 2001. Burrow completed a school-record 17-straight passes - including his last 16 of the first half - for 244 yards. Chase caught eight passes for 227 yards - fourth-most in LSU history - and became the first Tiger to record three-straight 100-yard games since Michael Clayton in 2003. With three touchdowns tonight, Chase set LSU's single-season record with 13. Jefferson had a team-high nine catches for 112 yards with two touchdowns, while tight end **Thaddeus Moss** added five catches for 63 yards. Running back **Clyde Edwards-Helaire** added his third-straight 100-yard game with career-best 172 yards on 23 carries with a touchdown. LSU's 714 yards of total offense is its second-most in program history and most against an SEC opponent. The most by LSU was 746 against Rice in 1977. The teams combined for 1,328 yards, third most in an SEC game in history.

| Scoring | 1 | 2 | 3 | 4 | F |
|----------|----|----|----|----|----|
| LSU | 14 | 17 | 13 | 14 | 48 |
| Ole Miss | 0 | 7 | 16 | 14 | 37 |

| | | | |
|-----|----|-------|---|
| LSU | 1Q | 12:56 | 34 yd pass from Burrow to Chase (York kick) |
| LSU | 1Q | 1:22 | 4 yd run by Davis-Price (York kick) |
| LSU | 2Q | 14:09 | 51 yd pass from Burrow to Chase (York kick) |
| LSU | 2Q | 8:27 | 12 yd pass from Burrow to Jefferson (York kick) |
| OM | 2Q | 5:40 | 5 yd run by Rhys Plumlee (Logan kick) |
| LSU | 2Q | 0:05 | 33 yd field goal by York |
| OM | 3Q | 14:29 | 46 yd run by Rhys Plumlee (2 pt. conv.) |
| LSU | 3Q | 8:19 | 27 yd field goal by York |
| OM | 3Q | 7:46 | 60 yd run by Rhys Plumlee (2 pt. conv.) |
| LSU | 3Q | 6:50 | 7 yd pass from Burrow to Jefferson (York kick) |
| LSU | 3Q | 3:25 | 52 yd field goal by York |
| OM | 4Q | 13:26 | 35 yd run by Rhys Plumlee (Logan kick) |
| LSU | 4Q | 5:11 | 61 yd pass from Burrow to Chase (York kick) |
| OM | 4Q | 3:19 | 55 yd pass from Corral to Moore (Logan kick) |
| LSU | 4Q | 3:08 | 49 yd run by Edwards-Helaire (York kick) |

| Team Stats | LSU | OM |
|-------------------------------------|---------|---------|
| First Downs | 35 | 26 |
| Rushing | 13 | 17 |
| Passing | 20 | 9 |
| Penalty | 2 | 0 |
| Net Yards Rushing | 225 | 402 |
| Attempts | 39 | 44 |
| Avg. Per Rush | 5.8 | 9.1 |
| Rushing TDs | 2 | 4 |
| Yds. Gained | 246 | 411 |
| Yds. Lost | 21 | 9 |
| Net Yards Passing | 489 | 212 |
| Comp.-Att.-Int. | 32-42-2 | 15-27-1 |
| Avg. / Att. | 11.6 | 7.9 |
| Avg. / Comp. | 15.3 | 14.1 |
| TDs | 5 | 1 |
| Total Yards | 714 | 614 |
| Plays | 81 | 71 |
| Avg. / Play | 8.8 | 8.6 |
| Fumbles - Lost | 1-0 | 0-0 |
| Penalties - Yds. | 4-35 | 5-50 |
| Punts - Yds. | 0-0 | 3-132 |
| Avg. / Punt | 0 | 44.0 |
| Inside 20 | 0 | 0 |
| 50+ Yds. | 0 | 1 |
| Touchbacks | 0 | 2 |
| Fair Catch | 0 | 0 |
| Kickoffs - Yds. | 11-662 | 5-197 |
| Avg. Yds. / Kickoff | 60.2 | 39.4 |
| Touchbacks | 8 | 0 |
| Punt Returns: Total - Yds. - TDs | 0-0-0 | 0-0-0 |
| Punt: Avg. / Return | 0 | 0 |
| Kickoff Returns: Total - Yds. - TDs | 2-0-0 | 1-30-0 |
| Kickoff: Avg. / Return | 0.0 | 30.0 |
| INT: Total - Yds. - TDs | 1-40-0 | 2-0-0 |
| Fumble: Total - Yds. - TDs | 0-0-0 | 0-0-0 |
| Misc. Yards | 0 | 0 |
| Poss. Time | 32:51 | 27:09 |
| 3rd. Down Conv. | 7 of 12 | 2 of 11 |
| 4th. Down Conversions | 1 of 1 | 1 of 4 |
| Red-Zone: Scores - Chances | 5-6 | 1-1 |
| Sacks: Total - Yds. | 0-0 | 3-15 |
| PAT: Total - Made | 7-7 | 3-3 |
| Field Goals: Total - Made | 3-4 | 0-1 |
| Points off turnovers | 3 | 7 |

LSU

| RUSHING | Att. | Gain | Lost | Net | TD | Long |
|-----------------------|------|------|------|-----|----|------|
| Clyde Edwards-Helaire | 176 | 4 | 172 | 1 | 49 | |
| Joe Burrow | 9 | 41 | 15 | 26 | 0 | 15 |
| John Emery Jr. | 3 | 21 | 0 | 21 | 0 | 9 |
| Tyrion Davis-Price | 3 | 8 | 0 | 8 | 1 | 4 |
| Team | 1 | 0 | 2 | -2 | 0 | 0 |

| PASSING | Att. | Comp | Int | Yds | TD | Long | Sacks |
|------------|------|------|-----|-----|----|------|-------|
| Joe Burrow | 32 | 42 | 2 | 489 | 5 | 61 | 3 |

| RECEIVING | No. | Yds. | TD | Long |
|-----------------------|-----|------|----|------|
| Ja'Marr Chase | 8 | 227 | 3 | 61 |
| Justin Jefferson | 9 | 112 | 2 | 48 |
| Thaddeus Moss | 5 | 63 | 0 | 23 |
| Terrace Marshall Jr. | 4 | 32 | 0 | 11 |
| Racey McMath | 1 | 32 | 0 | 32 |
| Clyde Edwards-Helaire | 4 | 22 | 0 | 12 |
| Tyrion Davis-Price | 1 | 1 | 0 | 1 |

| FIELD GOALS | Att. | Made | Long | KICKS |
|-------------|------|------|------|-----------------------------|
| Cade York | 3 | 4 | 52 | Made: 33, 27, 52 Missed: 48 |

| ALL RETURNS | Punts | | | Kickoffs | | | Interceptions | | |
|------------------|-------|------|-----|----------|------|-----|---------------|------|-----|
| | No. | Yds. | Lg. | No. | Yds. | Lg. | No. | Yds. | Lg. |
| Jontre Kirklind | 0 | 0 | 0 | 1 | 0 | 0 | 0 | 0 | 0 |
| Tory Carter | 0 | 0 | 0 | 1 | 0 | 0 | 0 | 0 | 0 |
| Kary Vincent Jr. | 0 | 0 | 0 | 0 | 0 | 0 | 1 | 40 | 40 |

Ole Miss

| RUSHING | Att. | Gain | Lost | Net | TD | Long |
|-------------------|------|------|------|-----|----|------|
| John Rhys Plumlee | 21 | 217 | 5 | 212 | 4 | 60 |
| Jerrion Ealy | 13 | 143 | 2 | 141 | 0 | 49 |
| Snoop Conner | 8 | 45 | 0 | 45 | 0 | 12 |
| Matt Corral | 1 | 6 | 0 | 6 | 0 | 6 |
| Elijah Moore | 1 | 0 | 2 | -2 | 0 | 0 |

| PASSING | Att. | Comp | Int. | Yds. | TD | Long | Sacks |
|-------------------|------|------|------|------|-----|------|-------|
| John Rhys Plumlee | 9 | 16 | 0 | 123 | 0 | 30 | 0 |
| Matt Corral | 6 | 11 | 1 | 89 | 155 | 0 | |

| RECEIVING | No. | Yds. | TD | Long |
|------------------|-----|------|----|------|
| Elijah Moore | 9 | 143 | 1 | 55 |
| Octavious Cooley | 1 | 29 | 0 | 29 |
| Dannis Jackson | 2 | 24 | 0 | 19 |
| Jerrion Ealy | 1 | 9 | 0 | 9 |
| Tylan Knight | 2 | 7 | 0 | 4 |

| FIELD GOALS | Att. | Made | Long | KICKS |
|-------------|------|------|------|------------|
| Luke Logan | 1 | 0 | -- | Missed: 38 |

| PUNTING | No. | Yds. | Avg. | Long | I20 | TB |
|-----------|-----|------|------|------|-----|----|
| Mac Brown | 3 | 132 | 44.0 | 50 | 0 | 2 |

| ALL RETURNS | Punts | | | Kickoffs | | | Interceptions | | |
|----------------|-------|------|-----|----------|------|-----|---------------|------|-----|
| | No. | Yds. | Lg. | No. | Yds. | Lg. | No. | Yds. | Lg. |
| Tylan Knight | 0 | 0 | 0 | 1 | 30 | 30 | 0 | 0 | 0 |
| Deantre Prince | 0 | 0 | 0 | 0 | 0 | 0 | 1 | 0 | 0 |
| Keidron Smith | 0 | 0 | 0 | 0 | 0 | 0 | 1 | 0 | 0 |

2019 NUMERICAL ROSTER

| NO. | NAME | POS. | HT. | WT. | CL./EXP. | HOMETOWN (HS/PREVIOUS SCHOOL) |
|-----|-----------------------|------|------|-----|----------|--|
| 1* | Ja'Marr Chase | WR | 6-1 | 200 | So.-1L | Metairie, La. (Rummel HS) |
| 1* | Kristian Fulton | CB | 6-0 | 200 | Sr.-1L | Metairie, La. (Rummel HS) |
| 2 | Justin Jefferson | WR | 6-3 | 192 | Jr.-2L | St. Rose, La. (Destrehan HS) |
| 3* | AJ Aycock | QB | 6-5 | 212 | Fr.-RS | Jonesboro, Ark. (Academies at Jonesboro HS) |
| 3* | Tyrion Davis-Price | RB | 6-1 | 226 | Fr.-HS | Baton Rouge, La. (Southern Lab HS) |
| 3* | JaCoby Stevens | S | 6-2 | 225 | Jr.-2L | Murfreesboro, Tenn. (Oakland HS) |
| 4* | John Emery Jr. | RB | 6-0 | 203 | Fr.-HS | St. Rose, La. (Destrehan HS) |
| 4* | Todd Harris Jr. | S | 5-11 | 190 | Jr.-2L | Maringouin, La. (Plaquemine HS) |
| 5* | Devonta Lee | WR | 6-1 | 223 | Fr.-HS | Fluker, La. (Amite HS) |
| 5* | Kary Vincent Jr. | CB | 5-10 | 185 | Jr.-2L | Houston, Texas (Port Arthur Memorial HS) |
| 6* | Terrace Marshall Jr. | WR | 6-4 | 200 | So.-1L | Bossier City, La. (Parkway HS) |
| 6* | Jacob Phillips | LB | 6-4 | 233 | Jr.-2L | Nashville, Tenn. (East Nashville HS) |
| 7 | Grant Delpit | S | 6-3 | 203 | Jr.-2L | Houston, Texas (IMG Academy) |
| 8* | Peter Parrish | QB | 6-1 | 190 | Fr.-HS | Phenix City, Ala. (Central HS) |
| 8* | Patrick Queen | LB | 6-1 | 227 | Jr.-2L | Ventress, La. (Livonia HS) |
| 9* | Marcel Brooks | S | 6-2 | 194 | Fr.-HS | Fort Worth, Texas (Marcus HS) |
| 9* | Joe Burrow | QB | 6-4 | 216 | Sr.-1L | Athens, Ohio (Athens HS/Ohio State) |
| 10 | Stephen Sullivan | TE | 6-5 | 242 | Sr.-3L | Donaldsonville, La. (Donaldsonville HS) |
| 11 | Eric Monroe | S | 6-1 | 208 | Jr.-1L | Houston, Texas (North Shore HS) |
| 12* | Walker Kinney | QB | 6-2 | 218 | Fr.-HS | Stilwell, Kan. (Blue Valley HS) |
| 12* | Donte Starks | LB | 6-1 | 217 | Fr.-HS | Marrero, La. (John Ehret HS) |
| 13 | Jontre Kirklín | WR | 6-0 | 185 | Jr.-2L | Lutcher, La. (Lutcher HS) |
| 14* | Maurice Hampton Jr. | DB | 6-0 | 214 | Fr.-HS | Memphis, Tenn. (University HS) |
| 14* | John Gordon McKernan | QB | 6-2 | 186 | Fr.-HS | Baton Rouge, La. (University HS) |
| 15 | Myles Brennan | QB | 6-4 | 207 | So.-1L | Long Beach, Miss. (St. Stanislaus HS) |
| 16 | Jay Ward | CB | 6-2 | 167 | Fr.-HS | Moultrie, Ga. (Colquitt County HS) |
| 17 | Racey McMath | WR | 6-3 | 221 | Jr.-1L | New Orleans, La. (Edna Karr HS) |
| 18 | K'Lavon Chaisson | OLB | 6-4 | 250 | So.-1L | Houston, Texas (North Shore HS) |
| 19 | Derrick Dillon | WR | 5-11 | 186 | Sr.-3L | Franklinton, La. (Pine HS) |
| 22 | Clyde Edwards-Helaire | RB | 5-8 | 209 | Jr.-2L | Baton Rouge, La. (Catholic HS) |
| 23* | Micah Baskerville | LB | 6-1 | 228 | So.-1L | Shreveport, La. (Evangel Christian Academy) |
| 23* | Corren Norman | RB | 5-9 | 191 | Fr.-HS | Broussard, La. (Lafayette HS) |
| 24* | Chris Curry | RB | 6-0 | 215 | Fr.-RS | Lehigh Acres, Fla. (Lehigh HS) |
| 24* | Derek Stingley Jr. | CB | 6-1 | 190 | Fr.-HS | Baton Rouge, La. (Dunham School) |
| 25* | Cordale Flott | CB | 6-2 | 160 | Fr.-HS | Saraland, Ala. (Saraland HS) |
| 25* | Josh Williams | RB | 5-10 | 192 | Fr.-HS | Houston, Texas (The Kinkaid School) |
| 26 | Kendall McCallum | LB | 6-5 | 225 | Fr.-HS | Anniston, Ala. (Oxford HS) |
| 27 | Treven Kately | DB | 5-10 | 191 | So.-SQ | Lafayette, La. (Lafayette Christian Academy) |
| 28 | Clyde Townsend | WR | 5-9 | 156 | Fr.-HS | Bradenton, Fla. (Braden River HS) |
| 29* | Alex Aucoin | WR | 6-0 | 180 | Fr.-RS | Baton Rouge, La. (Parkview Baptist HS) |
| 29* | Raydarious Jones | CB | 6-2 | 161 | Fr.-HS | Horn Lake, Miss. (Horn Lake HS) |
| 30* | Cade Comeaux | DB | 6-0 | 178 | Fr.-RS | New Orleans, La. (John Curtis HS) |
| 30* | Jack Mashburn | TE | 6-3 | 207 | Fr.-HS | Covington, La. (St. Paul's HS) |
| 31* | Cameron Lewis | S | 6-2 | 197 | Jr.-SQ | Monroe, La. (Wossman HS) |
| 31* | Thomas McGoey | WR | 6-0 | 187 | Fr.-HS | Thibodaux, La. (E.D. White Catholic HS) |
| 32 | Avery Atkins | PK | 5-11 | 217 | So.-1L | Auburn, Ala. (Auburn HS) |
| 33 | Trey Palmer | WR | 6-1 | 180 | Fr.-HS | Kentwood, La. (Kentwood HS) |
| 34* | Lloyd Cole | CB | 6-0 | 200 | Jr.-RS | Bossier City, La. (Parkway HS/Grambling) |
| 34* | Connor Culp | PK | 5-10 | 187 | Jr.-1L | Phoenix, Ariz. (Desert Vista HS) |
| 35 | Damone Clark | LB | 6-3 | 239 | So.-1L | Baton Rouge, La. (Southern Lab HS) |
| 36* | Derian Moore | S | 6-1 | 215 | So.-RS | Houma, La. (H.L. Bourgeois HS/Nicholls) |
| 36* | Cade York | PK | 6-2 | 189 | Fr.-HS | McKinney, Texas (Prosper HS) |
| 38 | Zach Von Rosenberg | P | 6-5 | 240 | Jr.-2L | Zachary, La. (Zachary HS) |
| 41 | Carlton Smith | LB | 6-3 | 243 | So.-SQ | Houston, Texas (Lamar HS) |
| 42* | Hunter Faust | LB | 6-1 | 232 | Fr.-RS | New Orleans, La. (Jesuit HS) |
| 42* | Aaron Moffitt | TE | 6-2 | 252 | So.-SQ | Baton Rouge, La. (Catholic HS) |
| 43* | Preston Stafford | PK | 5-11 | 164 | Fr.-RS | Pontotoc, Miss. (Catholic HS) |
| 43* | Ray Thornton | OLB | 6-3 | 227 | Jr.-2L | Killeen, Texas (Shoemaker HS) |
| 44 | Tory Carter | FB | 6-1 | 250 | Jr.-2L | Valdosta, Ga. (Lee County HS) |
| 45 | Stephen King | TE | 6-6 | 228 | Fr.-RS | Alexandria, Va. (Hayfield Secondary School) |
| 46 | Andre Anthony | OLB | 6-4 | 250 | Jr.-1L | New Orleans, La. (Edna Karr HS) |
| 47* | Nelson Jenkins III | DL | 6-4 | 286 | Fr.-RS | Maringouin, La. (Plaquemine HS) |
| 47* | Quentin Skinner | SNP | 6-0 | 253 | Fr.-HS | Buford, Ga. (Buford HS) |
| 48 | Blake Ferguson | SNP | 6-3 | 235 | Sr.-3L | Smyrna, Ga. (Buford HS) |
| 49* | Jansen Mayea | TE | 6-3 | 239 | Fr.-RS | New Iberia, La. (Westgate HS) |
| 49* | Travez Moore | OLB | 6-4 | 246 | Jr.-RS | Bastrop, La. (Bastrop HS/Copiah-Lincoln CC) |
| 51 | Dare Rosenthal | OT | 6-7 | 314 | Fr.-RS | Ferriday, La. (Ferriday HS) |
| 52 | Tayte Langley | LB | 6-3 | 245 | Fr.-HS | Iota, La. (Iota HS) |
| 53 | Soni Fonua | OLB | 6-3 | 274 | Jr.-JC | Salt Lake City, Utah (East HS/Mesa CC) |
| 54 | Aaron Benfield | LB | 6-2 | 230 | Fr.-HS | Thibodaux, La. (E.D. White Catholic HS) |

ALPHABETICAL ROSTER

| No. | Name | Pos. |
|-----|-----------------------|------|
| 46 | Andre Anthony | OLB |
| 32 | Avery Atkins | PK |
| 29* | Alex Aucoin | WR |
| 3* | AJ Aycock | QB |
| 23* | Micah Baskerville | LB |
| 54 | Aaron Benfield | LB |
| 75 | Anthony Bradford | OL |
| 15 | Myles Brennan | QB |
| 9* | Marcel Brooks | S |
| 89 | Colby Brunet | WR |
| 9* | Joe Burrow | QB |
| 71 | Donavaughn Campbell | OL |
| 44 | Tory Carter | FB |
| 18 | K'Lavon Chaisson | OLB |
| 77 | Saahdiq Charles | OT |
| 1* | Ja'Marr Chase | WR |
| 55 | Jarell Cherry | DE |
| 35 | Damone Clark | LB |
| 34* | Lloyd Cole | CB |
| 30* | Cade Comeaux | DB |
| 34* | Connor Culp | PK |
| 24* | Chris Curry | RB |
| 79 | Lloyd Cushenberry III | C |
| 3* | Tyrion Davis-Price | RB |
| 76 | Austin Deculus | OL |
| 7 | Grant Delpit | S |
| 19 | Derrick Dillon | WR |
| 22 | Clyde Edwards-Helaire | RB |
| 4* | John Emery Jr. | RB |
| 94 | Joseph Evans | DL |
| 92 | Neil Farrell Jr. | DE |
| 42* | Hunter Faust | LB |
| 91 | Breiden Fehoko | DL |
| 48 | Blake Ferguson | SNP |
| 25* | Cordale Flott | CB |
| 53 | Soni Fonua | OLB |
| 87 | Evan Francioni | WR |
| 1* | Kristian Fulton | CB |
| 14* | Maurice Hampton Jr. | DB |
| 64 | Austin Harden | OL |
| 4* | Todd Harris Jr. | S |
| 57 | Chasen Hines | OG |
| 82 | Brandon Hubicz | TE |
| 62 | Siaki Ika | NT |
| 70 | Ed Ingram | OG |
| 2 | Justin Jefferson | WR |
| 83 | Jaray Jenkins | WR |
| 47* | Nelson Jenkins III | DL |
| 29* | Raydarious Jones | CB |
| 27 | Treven Kately | DB |
| 45 | Stephen King | TE |
| 12* | Walker Kinney | QB |
| 13 | Jontre Kirklín | CB |
| 52 | Tayte Langley | LB |
| 90 | Rashard Lawrence | DE |
| 5* | Devonta Lee | WR |
| 31* | Cameron Lewis | S |
| 68 | Damien Lewis | OG |
| 59 | Desmond Little | OLB |
| 97 | Glen Logan | DE |
| 73 | Adrian Magee | OL |
| 6* | Terrace Marshall Jr. | WR |
| 86 | Michael Martin | WR |
| 30* | Jack Mashburn | TE |
| 49 | Jansen Mayea | TE |
| 26 | Kendall McCallum | LB |
| 31* | Thomas McGoey | WR |
| 14* | John Gordon McKernan | QB |
| 84 | TK McLendon | TE |

2019 NUMERICAL ROSTER

| | | | | | | |
|-----|-----------------------|-----|-----|-----|--------|---|
| 55 | Jarell Cherry | DE | 6-3 | 264 | Fr.-RS | Dallas, Texas (Carter HS) |
| 57 | Chasen Hines | OG | 6-3 | 336 | So.-1L | Marshall, Texas (Marshall HS) |
| 58* | Jared Small | LB | 6-0 | 213 | So.-SQ | Baton Rouge, La. (Catholic HS) |
| 58* | Kardell Thomas | OL | 6-3 | 329 | Fr.-HS | Baton Rouge, La. (Southern Lab HS) |
| 59 | Desmond Little | OLB | 6-5 | 210 | Fr.-HS | Prichard, Ala. (Vigor HS) |
| 61 | Cameron Wire | OT | 6-6 | 300 | Fr.-RS | Gonzales, La. (East Ascension HS) |
| 62 | Siaki Ika | NT | 6-4 | 354 | Fr.-HS | Salt Lake City, Utah (East HS) |
| 63 | Michael Smith | OL | 6-2 | 325 | Jr.-SQ | Killeen, Texas (Ellison HS) |
| 64 | Austin Harden | OL | 6-1 | 310 | Fr.-HS | Patterson, La. (Patterson HS) |
| 65 | Jakori Savage | OL | 6-6 | 294 | Jr.-2L | Bay Minette, Ala. (Baldwin County HS) |
| 68 | Damien Lewis | OG | 6-3 | 332 | Sr.-1L | Canton, Miss. (Canton HS/NW Mississippi CC) |
| 69 | Charles Turner | OL | 6-4 | 266 | Fr.-HS | Canton, Ohio (IMG Academy) |
| 70 | Ed Ingram | OG | 6-4 | 295 | So.-1L | Desoto, Texas (Desoto High School) |
| 71 | Donavaughn Campbell | OL | 6-5 | 360 | Jr.-1L | Ponchatoula, La. (Ponchatoula HS) |
| 72 | Tyler Shelvin | NT | 6-3 | 346 | So.-1L | Lafayette, La. (Notre Dame HS) |
| 73 | Adrian Magee | OL | 6-4 | 343 | Sr.-3L | Franklinton, La. (Franklinton HS) |
| 74 | Badara Traore | OT | 6-7 | 320 | Sr.-1L | Boston, Mass. (Maignon HS/ASA College) |
| 75 | Anthony Bradford | OL | 6-7 | 355 | Fr.-HS | Muskegon, Mich. (Muskegon HS) |
| 76 | Austin Deculus | OL | 6-7 | 322 | Jr.-2L | Mamou, La. (Cy-Fair HS) |
| 77 | Saahdiq Charles | OT | 6-4 | 295 | Jr.-2L | Jackson, Miss. (Madison-Ridgeland Academy) |
| 78 | Thomas Perry | OL | 6-6 | 341 | Fr.-HS | Lafayette, La. (Teurlings Catholic HS) |
| 79 | Lloyd Cushenberry III | C | 6-4 | 315 | Jr.-2L | Carville, La. (Dutchtown HS) |
| 80 | Jamal Pettigrew | TE | 6-6 | 258 | Jr.-1L | New Orleans, La. (Saint Augustine HS) |
| 81 | Thaddeus Moss | TE | 6-3 | 249 | Jr.-SQ | Charlotte, N.C. (Mallard Creek HS/NC State) |
| 82 | Brandon Hubicz | TE | 6-2 | 197 | Fr.-HS | Baton Rouge, La. (Catholic HS) |
| 83 | Jaray Jenkins | WR | 6-4 | 195 | Fr.-RS | Jena, La. (Jena HS) |
| 84 | TK McLendon | TE | 6-5 | 263 | Jr.-JC | Soperton, Ga. (Treulton HS/Copiah-Lincoln CC) |
| 85 | Ray Parker | DE | 6-5 | 233 | Fr.-HS | Ruston, La. (Ruston HS) |
| 86 | Michael Martin | WR | 5-9 | 174 | Fr.-RS | Weslaco, Texas (University HS) |
| 87 | Evan Francioni | WR | 6-0 | 194 | Fr.-RS | River Ridge, La. (Archbishop Rummel HS/UNO) |
| 89 | Colby Brunet | WR | 6-0 | 194 | Jr.-1L | Metairie, La. (Archbishop Rummel HS) |
| 90 | Rashard Lawrence | DE | 6-2 | 308 | Sr.-3L | Monroe, La. (Neville HS) |
| 91 | Breiden Fehoko | DL | 6-2 | 291 | Sr.-1L | Honolulu, Hawaii (Farrington HS/Texas Tech) |
| 92 | Neil Farrell Jr. | DE | 6-4 | 298 | Jr.-2L | Mobile, Ala. (Murphy HS) |
| 94 | Joseph Evans | DL | 6-2 | 288 | Fr.-HS | Haynesville, La. (Haynesville HS) |
| 97 | Glen Logan | DE | 6-4 | 309 | Jr.-2L | Kenner, La. (Destrehan HS) |

* - denotes duplicate numbers

ALPHABETICAL ROSTER

| | | |
|-----|--------------------|-----|
| 17 | Racey McMath | WR |
| 42* | Aaron Moffitt | TE |
| 11 | Eric Monroe | S |
| 36* | Derian Moore | S |
| 49 | Travez Moore | DE |
| 81 | Thaddeus Moss | TE |
| 23* | Corren Norman | RB |
| 33 | Trey Palmer | WR |
| 85 | Ray Parker | TE |
| 8* | Peter Parrish | QB |
| 78 | Thomas Perry | OL |
| 80 | Jamal Pettigrew | TE |
| 6* | Jacob Phillips | LB |
| 8* | Patrick Queen | LB |
| 51* | Dare Rosenthal | OT |
| 65 | Jakori Savage | DL |
| 72 | Tyler Shelvin | NT |
| 47* | Quentin Skinner | SNP |
| 58 | Jared Small | LB |
| 41 | Carlton Smith | LB |
| 63 | Michael Smith | OL |
| 43* | Preston Stafford | PK |
| 12* | Donte Starks | LB |
| 3* | JaCoby Stevens | S |
| 24* | Derek Stingley Jr. | CB |
| 10 | Stephen Sullivan | TE |
| 58 | Kardell Thomas | OL |
| 43* | Ray Thornton | OLB |
| 28 | Clyde Townsend | WR |
| 74 | Badara Traore | OT |
| 69 | Charles Turner | OL |
| 5* | Kary Vincent Jr. | CB |
| 38 | Zach Von Rosenberg | P |
| 16 | Jay Ward | CB |
| 25* | Josh Williams | RB |
| 61 | Cameron Wire | OT |
| 36* | Cade York | PK |

* denotes duplicate number

Pronunciation Guide

PLAYERS

| | | | | | |
|--------------------------|--------------------|---------------------|--------------------|---------------------|---------------------------|
| 89 Colby Brunet | Brew-nay | 83 Jaray Jenkins | juh-Ray | 51 Dare Rosenthal | Dare (rhymes with "care") |
| 18 K'Lavon Chaisson | K-luh-von Chase-on | 13 Jontre Kirklin | Jon-tray | 65 Jakori Savage | Juh-core-ee |
| 77 Saahdiq Charles | Sah-deek | 90 Rashard Lawrence | Ruh-shard | 48 Dantrizee Scott | Don-treez |
| 55 Jarell Cherry | juh-Rell | 17 Racey McMath | Race-ee | 10 Stephen Sullivan | stuh-Fahn |
| 35 Damone Clark | duh-Moan | 57 Chasen Hines | Chase-in | 74 Badara Traore | buh-Dah-uh Tray-or |
| 54 Davin Cotton | Dav-in | 92 Neil Farrell Jr. | Fair-ull | | |
| 76 Austin Deculus | Deck-you-Iuss | 91 Breiden Fehoko | Bray-den fuh-Ho-ko | | |
| 22 Clyde Edwards-Helaire | E-lair | | | | |

COACHES

| | |
|-------------|------------|
| Dave Aranda | uh-Ran-duh |
| Ed Orgeron | O-zhure-on |

Listen to all pronunciations on the roster page at LSUsports.net/football