

## 2019 FOOTBALL GAME NOTES



**NATIONAL CHAMPIONS**

1958 • 2003 • 2007

**SEC CHAMPIONS**

1935 • 1936 • 1958 • 1961

1970 • 1986 • 1988 • 2001

• 2003 • 2007 • 2011

GAME  
2



**Texas**  
September 7, 2019

Darrell K Royal-Texas Memorial Stadium  
Austin, Texas  
6:30 p.m. CT • ABC

### BREAKDOWN

#### LSU

Record 1-0, 0-0 SEC  
 Ranking No. 6 AP/Coaches  
 Last Game Aug. 31 vs. Georgia Southern  
 Won, 55-3  
 Head Coach Ed Orgeron  
 Career Record 42-36  
 LSU Record 26-9  
 vs. Texas First Meeting  
 LSU vs. Texas 7-9-1



#### Texas

Record 1-0, 0-0 Big 12  
 Ranking No. 10 AP/Coaches  
 Last Game Aug 31. vs. Louisiana Tech  
 Won, 45-14  
 Head Coach Tom Herman  
 Career Record 40-14 (5th Season)  
 Record at Texas 18-10 (3rd Season)



### COACH LOCATIONS

#### On The Field

Ed Orgeron, Head Coach  
 Dave Aranda, Defensive Coordinator  
 James Cregg, Offensive Line  
 Bill Johnson, Defensive Line  
 Mickey Joseph, Wide Receivers  
 Greg McMahon, Special Teams  
 Corey Raymond, Defensive Backs  
 Tommie Robinson, Running Backs

#### In The Press Box

Joe Brady, Passing Game Coordinator  
 Bill Busch, Safeties  
 Steve Ensminger, Offensive Coordinator, QBs

### ON THE AIR



Chris Blair, Play-By-Play  
 Doug Moreau, Analyst  
 Gordy Rush, Reporter



Rece Davis, Play-by-Play  
 Kirk Herbstreit, Analyst  
 Maria Taylor, Reporter

#### LSU Media Central

Media can access the current media guide, updated statistics and game notes all in one location at [www.LSUsports.net/media](http://www.LSUsports.net/media).

### 2019 SCHEDULE

DATE	OPPONENT/TV	TIME (CT)	SERIES RECORD
Aug. 31	Georgia Southern [SECN]	Won, 55-3	LSU leads 1-0
<b>Sept. 7</b>	<b>at Texas [ABC]</b>	<b>6:30 p.m.</b>	<b>Texas leads 9-7-1</b>
Sept. 14	Northwestern State (Purple Game) [SECN]	6:30 p.m.	LSU leads 11-0
Sept. 21	at Vanderbilt *	TBA	LSU leads 22-7-1
Oct. 5	Utah State	TBA	LSU leads 2-0
Oct. 12	Florida * (Homecoming)	TBA	Florida leads 33-29-3
Oct. 19	at Mississippi State *	TBA	LSU leads 74-35-3
Oct. 26	Auburn * (Gold Game)	TBA	LSU leads 30-22-1
Nov. 9	at Alabama *	TBA	Alabama leads 53-25-5
Nov. 16	at Ole Miss *	TBA	LSU leads 62-41-4
Nov. 23	Arkansas * (LSU Salutes)	TBA	LSU leads 40-22-2
Nov. 30	Texas A&M * (Senior Tribute)	TBA	LSU leads 33-20-3
Dec. 7	SEC Championship [CBS]	2:30 p.m.	LSU 4-1 in Title Game

\* - Denotes SEC Games | All dates & times are Central and Subject to Change

### NEXT UP

► LSU faces Texas for the first time during the regular season since 1954 when the teams meet on Saturday in Austin. Kickoff is set for 6:30 p.m. on ABC.

► LSU is 1-0 overall as the Tigers opened the season with a 55-3 win over Georgia Southern in Tiger Stadium. The 55 points were the most for an LSU team in a season-opener since 2000 when the Tigers beat Western Carolina 58-0.

► LSU is 7-9-1 all-time against the Longhorns with the last meeting coming in the 2003 Cotton Bowl in Dallas. Texas won that game 35-20.

► Saturday's game will mark the second time that both teams enter the game ranked in the Top 10. In the 1963 Cotton Bowl, No. 7 LSU beat No. 4 Texas, 13-0.

► LSU head coach Ed Orgeron brings a 26-9 mark in 35 games as LSU's head coach into the contest. Of his 26 wins with the Tigers, 20 have come by double-figures. Orgeron is 11-2 in non-conference games at LSU (2-0 in 2016; 3-2 in 2017; 5-0 in 2018, 1-0 in 2019).

► LSU played 14 true freshmen against Georgia Southern with CB Derek Stingley Jr., becoming only the 10th true freshman to start a season-opener on defense for the Tigers since 1986.

► LSU QB Joe Burrow was named SEC Offensive Player of the Week for his performance against

Georgia Southern (23-of-27, 278 yards, 5 TDs). It's the third time Burrow has been named the SEC Offensive Player of the Week.

► LBs Jacob Phillips (10 tackles) and Damone Clark (9 tackles in first career start) led the Tiger defense against Georgia Southern as the Tigers held the Eagles to only 98 total yards (74 rushing, 24 passing). The Eagles crossed midfield only one time last Saturday.

► PK Cade York – in his LSU debut – became the first true freshman kicker in school history to kick a field goal in the season-opener. York connected on field goals of 39 and 48 yards and made all seven of his extra-points.

► LSU RBs combined to catch 14 passes in the season-opener with Clyde Edwards-Helaire leading the way with 4 receptions for 31 yards. Lanard Fournette caught 3 passes for 16 yards, followed by Ty Davis-Price (2-24), Chris Curry (2-14), and John Emery (1-17).

► Returning All-America S Grant Delpit had 4 tackles, including 1.5 for losses and recovered a fumble in the victory over Georgia Southern. In 27 career games, Delpit has been responsible for a turnover in 8 games (5 games with a least 1 interception, 2 games with a fumble recovery, 1 game with a forced fumble).

### BY THE NUMBERS

14

LSU quarterbacks Joe Burrow and Myles Brennan completed passes to 14 different players against Georgia Southern.

15

The number of touchdowns QB Joe Burrow accounted for over LSU's last three games. Burrow set the LSU record by accounting for 6 TDs vs. Texas A&M (3 rush, 3 pass), tied the LSU bowl record for passing TDs with 4 vs. UCF in the Fiesta Bowl and opened 2019 with a school-record tying 5 TD passes in win over Georgia Southern.

20

Burrow has completed at least 20 passes in four straight games, the first time any quarterback in school history has accomplished that feat.



# #NFLSU

PIPELINE TO THE PROS



- 46 Players on Opening Day NFL Rosters
- 23 of the NFL's 32 teams with at least one former LSU Football Player
- 5 Players on the Tampa Bay Bucs Roster – Most on one team
- 12 Former Tigers in the NFL are Defensive Backs



# Northwestern State Week

9

## MONDAY

**Orgeron Press Conference**  
12:30 p.m. - Tiger Stadium Lawton Room

### Practice

3:30 p.m. - McClendon Practice Facility (Open to Media)

### Player Interviews

5:30 p.m. - Indoor Field at the McClendon Practice Facility

10

## TUESDAY

### Player Interviews

Noon - Indoor Field at the McClendon Practice Facility

### Practice

3:30 p.m. - McClendon Practice Facility (Open to Media)

11

## WEDNESDAY

### SEC Teleconference

10 a.m. Orgeron on call

### Practice

3:30 p.m. - McClendon Practice Facility (Open to Media)

### Coach O Radio Show

7 p.m. - TJ Ribs at Acadian

12

## THURSDAY

### Practice

No Media Availability

6 p.m. - Coach Orgeron Post-Practice Interview (Indoor Facility)

13

## FRIDAY

### Focus Friday

No Media Availability

14

## SATURDAY

### Gameday

LSU vs. Northwestern St. | 6:30 p.m. CT | SECN

15

## SUNDAY

### Off Day

No Media Availability

# LSU Media Services

## Ed Orgeron Interviews

### Monday Press Luncheon:

LSU head coach Ed Orgeron meets with the media each Monday of game week in the Lawton Room at Tiger Stadium. Lunch is served at 11:30 a.m. followed by comments from the Coach Orgeron at 12:30 p.m. CT. Media members can park in Lot 104 (formerly Lot F) on campus, which is located off Nicholson Drive in front of the track stadium. A transcript of Coach Orgeron's opening statement as well as the question and answer session can be found on [www.LSUsports.net](http://www.LSUsports.net).

### Listen To Ed Orgeron's Weekly Press Conference

Members of the media can access the audio portion of Coach Orgeron's Weekly Press Luncheon each Monday starting at 12:30 p.m. CT at [www.LSUsports.net/live](http://www.LSUsports.net/live) or over the radio in the Baton Rouge area on 104.5 FM.

### SEC Teleconference

The 14 SEC coaches are featured on a weekly teleconference each Wednesday at 10 a.m. CT during the regular season. Coach Orgeron speaks for 10 minutes starting at 10 a.m. Contact the LSU Sports Information Department to obtain the phone number to access the call.

### Thursday Post-Practice

Coach Orgeron meets with the media at approx. 6 p.m. each Thursday during the regular season in the indoor facility at the LSU Operations Center.

## LSU Player Interviews

LSU players are available to the media during a typical game week on Monday at 5:30 p.m. and Tuesday at noon on the indoor field at the Football Operations Building. Interview requests for the Monday media opportunity should be made at least 24 hours in advance and emailed to Michael Bonnette ([mbonnet@lsu.edu](mailto:mbonnet@lsu.edu)) and Brandon Berrio ([bberri1@lsu.edu](mailto:bberri1@lsu.edu)). Members of the media are not permitted to contact players on their cell phones under any circumstance.

### LSU Video Newsfeed

LSU will be distributing video interviews and other highlights via FTP during the 2018 season. A link to download -the newsfeed will be emailed to members of the media each Monday afternoon during the season. Email Michael Bonnette at [mbonnet@lsu.edu](mailto:mbonnet@lsu.edu) to be placed on the distribution list.

## WHO TO CONTACT

**Communications Office • (225) 578-8226**

**Michael Bonnette • Assoc. AD/Communications**

Coach Orgeron and Player Interview Requests |

E-mail: [mbonnet@lsu.edu](mailto:mbonnet@lsu.edu)

**Brandon Berrio • Asst. Communications Director**

Player Interview Requests | E-mail: [bberri1@lsu.edu](mailto:bberri1@lsu.edu)

### LSU Director of Digital Media

Todd Politz - [todd@lsusp.com](mailto:todd@lsusp.com)

### LSU Creative Services

Jason Feirman - [jfeirman@lsu.edu](mailto:jfeirman@lsu.edu) (Logos)

Chris Parent - [cparen3@lsu.edu](mailto:cparen3@lsu.edu) (Photos)

### Network Operations/SEC Network

Kevin Wagner - [jwagne2@lsu.edu](mailto:jwagne2@lsu.edu)

### LSU Sports Productions

David Landry - [david@lsusp.com](mailto:david@lsusp.com)

### LSU Radio

Chris Blair - [chris@lsusp.com](mailto:chris@lsusp.com)

### LSU Sports Information Mailing Address

LSU Athletic Administration Building  
Baton Rouge, LA 70803

## ON THE INTERNET

### [www.LSUsports.net/media](http://www.LSUsports.net/media)

The Official Website of LSU Athletics is home to all the football information you need. Schedules, results, rosters, bios, statistics and game notes can be found and are always up to date. The GAMEDAY section, updated daily, has all relevant info for the upcoming game.

### CollegePressBox.com

Collegepressbox.com is the official media website for SEC Football. Access and download weekly game notes, quotes, statistics, media guides, headshots, logos, flip cards and more for the conference and each of its member schools. Login information will be distributed to accredited media or you can apply for a password by sending an e-mail to [password@collegepressbox.com](mailto:password@collegepressbox.com).



## LSU Football on Twitter & Facebook

[facebook.com/LSUfootball](https://facebook.com/LSUfootball)

[twitter.com/LSUfootball](https://twitter.com/LSUfootball)

[instagram.com/LSUfootball](https://instagram.com/LSUfootball)

[twitter.com/Coach\\_EdOrgeron](https://twitter.com/Coach_EdOrgeron)

[twitter.com/LSUMediaAlerts](https://twitter.com/LSUMediaAlerts)

[LSUsports.net/connect](http://LSUsports.net/connect)



# Ed Orgeron

## Head Coach

@Coach\_EdOrgeron

Overall Record: 41-36

LSU Record: 25-9

(Fourth year)

### THE ORGERON FILE

Year at LSU: Fifth (Third as head coach)

Birthdate: July 27, 1961, in Larose, La.

Wife: Kelly

Children: Tyler, Parker, Cody

High School: South Lafourche High School (Galliano, La.)

College: Northwestern State (La.), 1984

### YEAR-BY-YEAR HEAD COACHING RECORD

YEAR	SCHOOL	OVERALL RECORD
2005	Ole Miss	3-8
2006	Ole Miss	4-8
2007	Ole Miss	3-9
2013	Southern Cal	6-2
2016	LSU	6-2
2017	LSU	9-4
2018	LSU	10-3
2019	LSU	1-0
<b>Overall</b>		<b>42-36</b>

### PLAYING EXPERIENCE

1981-84 Northwestern (La.) State (defensive line)

### COACHING EXPERIENCE

1984	Northwestern (La.) State (graduate assistant)
1985	McNeese State (graduate assistant)
1986-87	Arkansas (assistant strength coach)
1988-92	Miami (Fla.) (graduate assistant, 1988; defensive line 1989-92)
1994	Nicholls State (linebackers)
1995-97	Syracuse (defensive line)
1998-2004	Southern Cal (defensive line, 1998-2002; recruiting coordinator, 2001-04)
2005-07	Ole Miss (head coach)
2008	New Orleans Saints (defensive line)
2009	Tennessee (defensive line/recruiting coordinator)
2010-12	Southern Cal (defensive coordinator/defensive line/recruiting coordinator, 2010-13; interim head coach, 2013)
2015-pres.	LSU (defensive line; recruiting coordinator, 2016; interim head coach, Sept. 25, 2016, head coach, Nov. 26, 2016)

### BOWL EXPERIENCE

SEASON	BOWL	TEAM	OPPONENT	RESULTS
<b>AS ASSISTANT COACH</b>				
1986	Orange	Arkansas	Oklahoma	L, 42-8
1987	Liberty	Arkansas	Georgia	L, 20-17
1988	Orange	Miami	Nebraska	W, 23-3
1989	Sugar	Miami	Alabama	W, 33-25
1990	Cotton	Miami	Texas	W, 46-3
1991	Orange	Miami	Nebraska	W, 22-0
1992	Sugar	Miami	Alabama	L, 34-13
1995	Gator	Syracuse	Clemson	W, 41-0
1996	Liberty	Syracuse	Houston	W, 30-17
1997	Fiesta	Syracuse	Kansas State	L, 35-18
1998	Sun	Southern Cal	TCU	L, 28-19
2001	Las Vegas	Southern Cal	Utah	L, 10-6
2002	Orange	Southern Cal	Iowa	W, 38-17
2003	Rose	Southern Cal	Michigan	W, 28-14
2004	Orange	Southern Cal	Oklahoma	W, 55-19
2009	Chick-fil-A	Tennessee	Virginia Tech	L, 37-14
2012	Sun	Southern Cal	Georgia Tech	L, 21-7
2015	Texas	LSU	Texas Tech	W, 56-27
<b>AS HEAD COACH</b>				
2016	Citrus	LSU	Louisville	W, 29-9
2017	Citrus	LSU	Notre Dame	L, 21-17
2018	Fiesta	LSU	UCF	W, 40-32

Ed Orgeron grew up a Tiger fan. He developed a passion for the Tigers at an early age, becoming a fan of some of the all-time LSU greats in the 1970s. Players like Bert Jones, Ronnie Estay, Tommy Casanova and Charles Alexander ignited a purple and gold fire under Orgeron that still burns today.

Now as he enters his third full season as head coach of the Tigers, Orgeron has leveraged his passion and love for LSU into a determination and drive that sees him spend nearly every waking moment focused on LSU football and his vision for the program.

With a "One Team, One Heartbeat" motto and high-energy practices that focus on being crisp and efficient, the players have bought into the Orgeron system, both on and off the field and the results are hard to ignore.

Orgeron has guided the Tigers to a 25-9 overall mark in his 34 games as the LSU head coach. Of his 25 victories, 11 have come against teams ranked in the Top 25, including five over Top-10 opponents. Furthermore, of Coach O's 25 wins, 15 have come against SEC foes and 19 have come by double-digits.

Under Orgeron, the Tigers have played 29-of-34 games ranked in the Top 25, including all 13 games in 2018.

In 2018, Orgeron guided a young and inexperienced LSU team to a 10-3 overall mark and a final ranking of No. 6 nationally. It marked LSU's first 10-win season since 2013 and the highest final ranking for the Tigers since 2011. The Tigers capped the year with a 40-32 victory over No. 7 ranked Central Florida in the Fiesta Bowl, LSU's first New Year's Six Bowl victory since the new format was put in place in 2014.

For the first time in school history, Orgeron directed the Tigers to four wins over Top-10 teams beginning with a season-opening victory over No. 8 Miami. LSU followed that with a road victory over No. 7 Auburn, a home win over No. 3 Georgia and the bowl win over No. 7 UCF. Overall, LSU had five wins over Top 25 teams, which also included a victory over No. 22 Mississippi State.

With a 10-3 mark, Orgeron extended LSU's streak of consecutive years with at least eight victories to 19, the longest current streak among Power 5 schools. The Tigers have also appeared in a bowl game for 19-straight seasons.

Individually, Orgeron's 2018 team produced the school's first Butkus Award winner in Devin White along with three first-team all-Americans in White, cornerback Greedy Williams, and safety Grant Delpit. Delpit became only the ninth unanimous All-America in school history in 2018.

### THE COACH O WAY

With the "One Team, One Heartbeat" motto, the Tigers seemingly became a different team overnight under Orgeron and the results that LSU sought soon followed.

As the head coach of the Tigers, Orgeron said he was going to "flip the script" and he assigned a theme for the daily practices. The purpose of the descriptive practice themes for each day during the week is one of the ways that Orgeron and his staff hold the players accountable and focused both prior to and during the workout. The daily practice nicknames are as follows: Tell the Truth Monday, Competition Tuesday, Turnover/No Turnover Wednesday, No Repeat Thursday, and Focus Friday.

Orgeron has also opened the doors for former LSU players to come back and be active in the program. Having former players actively involved is a way for the current Tigers to get a better understanding of who helped build the foundation for the program, while also letting them see first-hand what it means to be a LSU Tiger and the responsibility that goes along with it.

### ORGERON COACHING HISTORY

Orgeron, a native of Larose, Louisiana, is LSU's 33rd head football coach, and the first Louisiana native to serve as head coach of the Tigers since West Monroe native Jerry Stovall held the position for four seasons in the early 1980s.

Orgeron, who has also served as head coach at Ole Miss and Southern Cal, is 25-9 at LSU. His career mark as a collegiate head coach is 41-36, however he's 31-11 over his last 42 games. Orgeron went 6-2 as Southern Cal's interim head coach in 2013, taking over a USC team that stumbled to a 3-2 mark over the first five games of the year. Orgeron rallied the Trojans as USC closed out the regular season with wins in six of its final eight games.

Orgeron originally joined the Tiger staff in 2015 as defensive line coach, before adding the title of recruiting coordinator in the spring of 2016.

Prior to joining the LSU staff, Orgeron's last coaching stop came at Southern Cal where he served as recruiting coordinator and defensive line coach for the Trojans for four years (2010-13). Orgeron was elevated to interim head coach at USC for the final eight games of the 2013 season.

Orgeron served two stints at Southern Cal, the first as the Trojans' defensive line coach from 1998 to 2004. Orgeron coached under Paul Hackett at USC for three years from 1998 to 2000 and was one of just a handful of coaches retained by Pete Carroll when he took over as the Trojans' head coach in 2001.

Orgeron left USC in 2005 to become the head coach at Ole Miss, where he went 10-25 in three years with Rebels from 2005-07.

Orgeron spent the 2008 season coaching the defensive line for the New Orleans Saints and then joined Tennessee as defensive line coach and recruiting coordinator in 2009. He returned to Southern Cal following the 2009 season.

Orgeron made a name for himself as a top defensive line coach at the University of Miami from 1988-92, where he coached eight All-Americans, including NFL first-rounders Cortez Kennedy, Russell Maryland and Warren Sapp. In 1988, he was a graduate assistant at Miami, working with the defensive line.

Orgeron also was a graduate assistant at Northwestern (La.) State, his alma mater, in 1984 and McNeese State in 1985, working with the defensive line at both schools, then was an assistant strength coach at Arkansas for two years (1986-87).

Born July 27, 1961, he and his wife, Kelly, have three sons, Tyler, and twins Parker and Cody. Tyler is a member of the LSU football coaching staff, while twins Parker and Cody just completed their second season as part of the McNeese State football team. Parker is a two-year starter at wide receiver for the Cowboys, while Cody enters his first season as the starting quarterback for the Cowboys in 2019.

Away from the field, Coach O and his wife Kelly are active in many community endeavors with most of their time being spent supporting "Basket of Hope," which has the mission of giving hope to children diagnosed with cancer or other serious illness through the delivery of a Basket of Hope filled with toys, games, craft items, stuffed animals, gift cards, and other items. Coach O and Kelly make several trips to local hospitals each year to hand deliver these baskets and to spend time with the children and their families.

## ORGERON'S SUPERLATIVES AT LSU

### Most Points Scored

1.	72	at Texas A&M	11/24/18
2.	55	vs. Georgia Southern	8/31/19
3.	54	at Texas A&M	11/24/16
4.	45	vs. Ole Miss	9/29/18
	45	vs. Texas A&M	11/25/27
	45	vs. Chattanooga	9/9/17
	45	vs. Southern Miss	10/15/16

### Fewest Points Allowed

1.	0	vs. Southeastern La.	9/8/18
	0	vs. BYU (in New Orleans)	9/2/17
3.	3	vs. Georgia Southern	8/31/19
	3	vs. Mississippi St.	10/20/18
4.	7	vs. Missouri	10/1/16
5.	9	vs. Louisville (in Orlando)	12/31/16

### Most First Downs

1.	33	vs. Ole Miss	9/29/18
2.	32	vs. UCF (in Glendale, Ariz.)	1/1/19
3.	31	at Texas A&M	11/24/18
	31	vs. Rice	11/17/18
5.	30	vs. Missouri	10/1/16

### Fewest First Downs Allowed

1.	6	vs. BYU (in New Orleans)	9/2/17
2.	8	vs. Georgia Southern	8/31/19
3.	11	vs. Louisville (in Orlando)	12/31/16
4.	12	at Tennessee	11/18/17
	12	vs. Chattanooga	9/9/17

### Most Rushing Attempts

1.	57	vs. BYU (in New Orleans)	9/2/17
2.	56	vs. Texas A&M	10/25/17
3.	55	at Ole Miss	10/21/17
4.	52	vs. UCF (in Glendale, Ariz.)	1/1/19
	52	vs. Missouri	10/1/16

### Opponent's Fewest Rushing Attempts

1.	14	vs. BYU (in New Orleans)	9/2/17
2.	19	at Arkansas	11/10/18
3.	22	vs. Missouri	10/1/16
4.	24	at Arkansas	11/12/16
5.	26	vs. Louisiana Tech	9/22/18

### Most Rushing Yards

1.	418	vs. Missouri	10/1/16
2.	393	at Ole Miss	10/21/17
3.	390	at Arkansas	11/12/16
4.	311	vs. Ole Miss	10/22/16
5.	298	at Texas A&M	11/24/16

### Fewest Rushing Yards Allowed

1.	-5	vs. BYU (in New Orleans)	9/2/17
2.	16	at Arkansas	11/10/18
3.	38	at Tennessee	11/18/17
4.	55	vs. Texas A&M	11/25/17
5.	65	vs. Southeastern La.	9/8/18

### Most Passes Attempted

1.	39	vs. Georgia Southern	8/31/19
	39	at Texas A&M	11/24/18
2.	35	vs. Alabama	11/3/18
	35	at Auburn	9/15/18
4.	34	vs. UCF (in Glendale, Ariz.)	1/1/19
	34	vs. Rice	11/17/18
	34	at Florida	10/6/18

### Most Passes Completed

1.	30	vs. Georgia Southern	8/31/19
2.	26	at Texas A&M	11/24/18
3.	24	vs. Rice	11/17/18
4.	21	vs. UCF (in Glendale, Ariz.)	1/1/19
	21	vs. Troy	9/30/17

### Opponent's Fewest Pass Attempts

1.	11	vs. Georgia Southern	8/31/19
2.	15	vs. Rice	11/17/18
3.	16	at Florida	10/7/17
4.	17	vs. Florida	11/19/16
5.	19	vs. Alabama	11/5/16

### Opponent's Fewest Passes Completed

1.	4	vs. Georgia Southern	8/31/19
2.	7	vs. Rice	11/17/18
	7	vs. Florida	11/19/16
4.	8	vs. Mississippi St.	10/20/18
5.	9	vs. Auburn	10/14/17

### Most Passing Yards

1.	394	vs. UCF (in Glendale, Ariz.)	1/1/19
2.	372	vs. Rice	11/17/18
3.	351	vs. Texas A&M	11/25/17
4.	350	vs. Georgia Southern	8/31/19
5.	324	at Texas A&M	11/24/16

### Opponent's Fewest Passing Yards

1.	24	vs. Georgia Southern	8/31/19
2.	59	vs. Mississippi St.	10/20/18
3.	101	vs. Rice	11/17/18
4.	102	vs. BYU (in New Orleans)	9/2/17
5.	107	vs. Alabama	11/5/16

### Most Yards of Total Offense

1.	634	vs. Missouri	10/1/16
2.	622	at Texas A&M	11/24/16
3.	601	vs. Texas A&M	11/25/17
4.	593	at Ole Miss	10/21/17
5.	573	vs. Ole Miss	9/29/18

### Opponent's Fewest Yards of Total Offense

1.	97	vs. BYU (in New Orleans)	9/2/17
2.	98	vs. Georgia Southern	8/31/19
3.	198	vs. Rice	11/17/18
4.	216	at Arkansas	11/10/18
5.	220	vs. Louisville (in Orlando)	12/31/16

### Highest Punting Average (min. 3)

1.	58.0	vs. Southern Miss	10/15/16
2.	51.7	vs. Georgia Southern	8/31/19
3.	49.2	at Tennessee	11/18/17
4.	49.16	at Auburn	9/15/18
5.	47.7	vs. Missouri	10/1/16

### Highest Time of Possession

1.	44:31	vs. UCF (in Glendale, Ariz.)	1/1/19
2.	42:33	vs. Missouri	10/1/16
3.	37:40	at Ole Miss	10/21/17
4.	37:36	vs. Notre Dame (in Orlando)	1/1/18
5.	35:47	at Arkansas	11/10/18

### Longest Scoring Drive (By Yards)

1.	97	vs. Ole Miss (7 plays)	10/22/16
2.	96	vs. Southeastern La. (7 plays)	9/8/18
3.	95	at Arkansas (2 plays)	11/12/16
4.	93	vs. Missouri (5 plays)	10/1/16
5.	92	vs. Troy (13 plays)	9/30/17

### Longest Scoring Drive (By Time)

1.	7:24	at Arkansas (14-77)	11/10/18
2.	7:13	vs. BYU (in New Orleans) (13-66)	9/2/17
3.	7:12	vs. UCF (in Glendale, Ariz.) (12-78)	1/1/19
4.	6:55	at Arkansas (13-84)	11/12/16
5.	6:35	vs. UCF (in Glendale, Ariz.) (11-69)	1/1/19
	6:35	vs. Chattanooga	9/9/17

### Longest Scoring Drive (By Plays)

1.	15	at Texas A&M (90 yds.)	11/24/18
	15	vs. Mississippi St. (64 yds.)	10/20/18
	15	vs. Georgia (50 yds.)	10/13/18
4.	14	at Arkansas (77 yds.)	11/10/18
	14	at Auburn (52 yds.)	9/15/18

## ORGERON'S RECORD VS. OPPONENTS

Alabama	0-6
Arkansas	3-3
Auburn	2-3
Florida	1-3
Georgia	1-2
Kentucky	1-1
LSU	0-3
Mississippi State	2-3
Missouri	1-2
Ole Miss	3-0
South Carolina	0-0
Tennessee	1-1
Texas A&M	2-1
Vanderbilt	1-2
<b>VS. SEC</b>	<b>18-30</b>

Arizona	1-0
California	1-0
Colorado	1-0
Oregon St.	1-0
Stanford	1-0
UCLA	0-1
Utah	1-0
<b>VS. Pac-12</b>	<b>6-1</b>
Memphis	3-0
UCF	1-0
<b>VS. AAC</b>	<b>4-0</b>

Louisville	1-0
Miami	1-0
Syracuse	1-0
Wake Forest	0-1
<b>VS. ACC</b>	<b>3-1</b>
LA Tech	2-0
Rice	1-0
Southern Miss	1-0
<b>VS. C-USA</b>	<b>4-0</b>
BYU	1-0
Notre Dame	0-2
<b>VS. Independent</b>	<b>1-2</b>

Wyoming	0-1
<b>Record v. MWC</b>	<b>0-1</b>
Chattanooga	1-0
The Citadel	1-0
<b>VS. Southern Conference 2-0</b>	
Northwestern LA	2-0
Southeastern LA	1-0
<b>VS. Southland</b>	<b>3-0</b>
Georgia Southern	1-0
Troy	0-1
<b>VS. Sun Belt</b>	<b>1-1</b>

## TRACKING THE TIGERS

WEEK	AP	COACHES	CFP
Preseason	6	6	---
Week 2	6	6	---
Week 3	-	-	---
Week 4	-	-	---
Week 5	-	-	---
Week 6	-	-	---
Week 7	-	-	---
Week 8	-	-	---
Week 9	-	-	---
Week 10	-	-	---
Week 11	-	-	---
Week 12	-	-	---
Week 13	-	-	---
Week 14	-	-	---
Week 15	-	-	---

## AMWAY COACHES POLL

RK.	TEAM	REC.	POINTS	PREV
1	Clemson (58)	1-0	1594	1
2	Alabama (6)	1-0	1540	2
3	Georgia	1-0	1435	3
4	Oklahoma	1-0	1395	4
5	Ohio State	1-0	1340	5
6	LSU	1-0	1260	6
7	Michigan	1-0	1155	7
8	Notre Dame	1-0	1055	9
9	Texas	1-0	1044	10
10	Florida	1-0	990	8
11	Texas A&M	1-0	932	11
12	Washington	1-0	868	12
13	Auburn	1-0	857	16
14	Penn State	1-0	774	14
15	Utah	1-0	738	15
16	Wisconsin	1-0	568	17
17	UCF	1-0	513	17
18	Oregon	0-1	422	13
19	Iowa	1-0	395	17
20	Michigan State	1-0	382	20
21	Washington State	1-0	324	21
22	Syracuse	1-0	263	22
23	Stanford	1-0	249	23
24	Boise State	1-0	164	NR
25	Nebraska	1-0	94	NR

## AP POLL

RK.	TEAM	REC.	POINTS	PREV
1	Clemson (54)	1-0	1542	1
2	Alabama (8)	1-0	1493	2
3	Georgia	1-0	1407	3
4	Oklahoma	1-0	1337	4
5	Ohio State	1-0	1270	5
6	LSU	1-0	1233	6
7	Michigan	1-0	1126	7
8	Notre Dame	1-0	1037	8
9	Texas	1-0	1032	10
10	Auburn	1-0	958	16
11	Florida	1-0	940	8
12	Texas A&M	1-0	862	12
13	Utah	1-0	826	14
14	Washington	1-0	768	13
15	Penn State	1-0	688	15
16	Oregon	0-1	568	11
17	Wisconsin	1-0	519	19
18	UCF	1-0	455	17
19	Michigan State	1-0	409	18
20	Iowa	1-0	351	20
21	Syracuse	1-0	246	22
22	Washington State	1-0	244	23
23	Stanford	1-0	198	25
24	Boise State	1-0	179	NR
25	Nebraska	1-0	86	24

## NOTEBOOK

### LSU vs. Texas

- ▶ LSU will meet Texas in a regular season contest for the first time since 1954 when the teams meet in Austin on Saturday.
- ▶ LSU last played Texas in the 2003 Cotton Bowl in Dallas, dropping a 35-20 decision to the No. 9 Longhorns.
- ▶ Prior to that, the previous meeting between the teams came in the 1963 Cotton Bowl, a 13-0 LSU victory.
- ▶ LSU is 7-9-1 all-time against Texas, which includes a 1-7-1 mark in games played in Austin.
- ▶ Texas is one of nine teams on LSU's schedule that played in a bowl game in 2018. Texas (10-4 in 2018) is also one of five teams on LSU's 2019 schedule that won at least 10 games a year ago. They are joined by Georgia Southern (10-3), Utah State (11-2), Florida (10-3), and Alabama (14-1).

### LSU vs. the Big 12

- ▶ LSU is 30-15-2 all-time against current members of the Big 12.
- ▶ LSU last played a game against a Big 12 team in 2015 when the Tigers beat Texas Tech, 56-27, in the Texas Bowl in Houston.
- ▶ The last time LSU faced a Big 12 team during the regular season came in 2013 when the Tigers opened the season with a 37-27 win over TCU at AT&T Stadium in Arlington, Texas.
- ▶ The last time LSU played a current Big 12 team in a road game came in 2011 when the Tigers beat West Virginia 47-21.
- ▶ The program is 8-3 vs. Baylor, 7-9-1 vs. Texas, 6-2-1 vs. TCU, 3-0 vs. Texas Tech, 2-0 vs. West Virginia, 1-0 vs. Oklahoma State, Iowa State and Kansas State, and 1-1 vs. Oklahoma

### September Success

- ▶ LSU is 8-2 during the month of September under head coach Ed Orgeron.
- ▶ The Tigers were 5-0 in September under Orgeron in 2018 after going 3-2 during the month of September in 2017.
- ▶ LSU has won five straight September games.

### LSU vs. The Top 25

- ▶ The Tigers are 11-7 against Top 25 teams under Ed Orgeron.
- ▶ Texas will represent the ninth Top 10 opponent LSU has faced since Orgeron took over four games into the 2016 season.
- ▶ LSU is 5-2 against Top 10 foes under Orgeron.

### A Rare Top 10 Non-Conference Road Matchup

- ▶ Saturday's contest between LSU and Texas will mark the first time the Tigers will face a Top 10 non-conference opponent on the road since facing 10th-ranked Notre Dame in South Bend in 1998. Unranked LSU dropped that contest 39-36.
- ▶ The last time a Top 10 LSU team squad faced a Top 10 non-conference opponent on the road came in 1970 when the sixth-ranked Tigers dropped a 3-0 decision to second-ranked Notre Dame in South Bend.
- ▶ This will be the 17th time in LSU history tha a Top 10 LSU team will face a top-10 opponent in a true road game.
- ▶ Below is a look at all true road Top 10 matchups in school history:

11/7/1964	No. 8 LSU vs. No. 8 Alabama (Birmingham)	L, 9-17
1/21/1970	No. 5 LSU at No. 2 Notre Dame	L, 0-3
11/11/1972	No. 6 LSU vs. No. 2 Alabama (Birmingham)	L, 21-35
11/11/1978	No. 10 LSU vs. No. 3 Alabama (Birmingham)	L, 10-31
11/12/2005	No. 5 LSU at No. 4 Alabama	W, 16-13 (OT)
9/16/2006	No. 6 LSU at No. 3 Auburn	L, 3-7
10/7/2006	No. 9 LSU at No. 5 Florida	L, 10-23
11/24/2006	No. 9 LSU at No. 5 Arkansas	W, 31-26
9/20/2008	No. 6 LSU at No. 9 Auburn	26-21
11/7/2009	No. 9 LSU at No. 3 Alabama	L, 15-24
10/23/2010	No. 6 LSU at No. 5 Auburn	L, 17-24
11/5/2011	No. 1 LSU at No. 2 Alabama	W, 9-6 (OT)
10/6/2012	No. 4 LSU at No. 10 Florida	L, 6-14
9/28/2013	No. 6 LSU at No. 9 Georgia	L, 41-44
11/9/2013	No. 10 LSU at No. 1 Alabama	L, 17-38
11/7/2015	No. 4 LSU at No. 7 Alabama	L, 16-30

### LSU Under Louisiana's Own Ed Orgeron

- ▶ In his third full season as head coach of the Tigers, Orgeron continues to gain momentum on the field and on the recruiting trail.
- ▶ Orgeron has guided the Tigers to a 26-9 overall mark in his 35 games. Of his 26 victories, 11 have come against Top 25 teams, including five over top-10 opponents. Of Coach O's 26 wins, 15 have come against SEC foes and 20 have come by double-digits.
- ▶ Under Orgeron, the Tigers have played 30-of-36 games ranked in the Top 25. .

### On This Date - September 7

- No. 17 LSU 35, Houston 34 (1996)
- ▶ Kevin Faulk set the LSU all-purpose yards record (368), rushing for two touchdowns and housing a punt return to lead the Tigers to a season opening comeback win.
- ▶ LSU trailed Houston by 20 points to begin the fourth quarter, but with 14:44 left to play, Faulk took a punt return 78-yards to begin the comeback effort.
- ▶ Sophomore fullback Kendall Cleveland bruised his way into the end zone with 8:22 remaining, cutting and five minutes later, Rondell Meally ran it in from 36-yards out to complete the comeback in Tiger Stadium.
- No. 9 LSU 56, UAB 17 (2013)
- ▶ Zach Mettenberger became to first LSU quarterback to throw for five touchdowns in a game during LSU's 56-17 victory over UAB.



► Mettenberger went 16-19, throwing for 282 yards to nine receivers as the Tigers stretched their non-conference regular-season winning streak to 43 straight.

► Future NFL stars Odell Beckham Jr. (5 rec., 136 yards, 3 TDs) and Jarvis Landry (5 rec., 71 yards, 2 TDs) each popped off with Mettenberger. Beckham added a 100-yard field goal return in the third quarter, scoring his fourth and final touchdown of the day.

#### LSU Is 76-9 vs. Non-Conference Teams Dating Back to 2001

► Dating back to the 2001 season when LSU captured its first outright SEC title since 1986, the Tigers have done quite well against non-conference opponents, going 76-9 against non-SEC foes during that span.

► Of the 76 wins, 18 have come against top-25 teams.

► Of the nine losses, only three have come during the regular season (2002 at Virginia Tech, 2016 vs. Wisconsin at Lambeau Field and 2017 vs. Troy).

► The other six losses came in bowl games (2003 Cotton Bowl vs. Texas; 2005 Capital One Bowl vs. Iowa; 2009 Capital One Bowl vs. Penn State; 2012 Chick-fil-A Bowl vs. Clemson; 2014 Music City Bowl vs. Notre Dame, 2018 Citrus Bowl vs. Notre Dame).

#### LSU's Texas Ties

► Sixteen players on LSU's rosters hail from the state of Texas.

► Safety Grant Delpit moved to Houston after Hurricane Katrina and linebacker K'Lavon Chaisson and defensive back Kary Vincent Jr. are also from Houston.

► True freshman kicker Cade York is from McKinney Texas.

► Senior defensive lineman Breiden Fehoko played at Texas Tech before transferring to LSU in 2017. Fehoko played in Austin with the Red Raiders on Nov. 26, 2015 and totaled three tackles in the 48-45 win over the Longhorns.

► Running backs coach and recruiting coordinator Tommy Robinson coached wide receivers at TCU from 1994-97 and spent the 2014 and 2015 seasons at Texas as the running backs coach.

#### Double-Digit Wins Under Coach O

► Ed Orgeron has won 26 games as head coach of the Tigers with 20 of those coming by double-digits.

► All six of LSU's wins under Orgeron in 2016 came by double-figures and in 2017 the Tigers won six of their nine games by at least 10 points.

► A year ago, eight of LSU's 10 wins came by double-figures, including a 20-point win over No. 2 Georgia.

► LSU won the 2019 season opener against Georgia Southern by 52 points.

#### Burrow's Streak of 20+ Completions Up to Four Games - New School Record

► LSU quarterback Joe Burrow has completed 20 or more passes in his last four games dating back to the 2018 season.

► Burrow is the first quarterback in school history to complete 20 or more passes in four-straight games.

Tommy Hodson finished with 20 or more completions in three straight-games during the 1987 season.

► LSU as a team has only totaled 20 or more completions in three-straight games four times including Burrow's current streak (1985, 1986, 1987, 2019).

► Burrow's current streak is 20 vs. Rice, 25 vs. Texas A&M, 21 vs. UCF and 23 vs. Georgia Southern.

#### York Becomes First Tue Freshman to Make Field Goal in Debut

► Placekicker Cade York was 2-for-2 from field goals and 7-of-7 on PATs in the season opener against Georgia Southern.

► York became the first true freshman in the modern era to make a field goal for the Tigers in the modern era.

► The McKinney, Texas native became the first true freshman to make his first two field goal attempts since David Brownndyke made his first in 1986.

#### LSU Will Make Its 28th Appearance on ESPN's College GameDay This Saturday

► ESPN College GameDay will be on hand in Austin for the top-10 matchup between LSU and Texas.

► The show airs from 8-11 a.m. CT on ESPN. It will be the 28th time LSU is involved in a game with ESPN College GameDay on location.

► The Tigers have now made at least one appearance on the popular show in 16 of the last 17 seasons.

► LSU is 15-12 in games in which ESPN College GameDay is on hand.

► LSU last appeared on ESPN College Gameday when the show made its second appearance from the quad for the 2018 matchup against top-ranked Alabama.

► The following is a look at visits by ESPN College GameDay that involved an LSU game:

Year	Matchup	Location	Result
1996	#11 LSU vs. #10 Alabama	Baton Rouge - PMAC ramps	L, 26-0
1997	#14 LSU vs. #1 Florida	Baton Rouge - PMAC ramps	W, 28-21
2003	#11 LSU vs. #7 Georgia	Baton Rouge - PMAC ramps	W, 17-10
2004	#2 LSU vs. #3 Oklahoma	New Orleans, La.	W, 21-14
2004	#4 LSU vs. Oregon State	Baton Rouge - Parade Grounds	W, 22-21 OT
2005	#5 LSU at #4 Alabama	Tuscaloosa, Ala.	W, 16-13 OT
2006	#9 LSU at #5 Florida	Gainesville, Fla.	L, 23-10
2007	#2 LSU vs. #9 Virginia Tech	Baton Rouge - Parade Grounds	W, 48-7
2007	#1 LSU vs. #9 Florida	Baton Rouge - Parade Grounds	W, 28-24
2007	#2 LSU vs. #1 Ohio State	New Orleans, La.	W, 38-24
2008	#6 LSU at #9 Auburn	Auburn, Ala.	W, 26-21
2008	#15 LSU vs. #1 Alabama	Baton Rouge - Old Front Nine	L, 27-21 OT
2009	#4 LSU vs. #1 Florida	Baton Rouge - Parade Grounds	L, 13-3
2010	#16 LSU vs. #18 North Carolina	Atlanta, Ga.	W, 30-24
2011	#4 LSU vs. #3 Oregon	Arlington, Texas	W, 40-27
2011	#2/3 LSU at #16 West Virginia	Morgantown, W.Va.	W, 47-21
2011	#1 LSU vs. #2 Alabama	Tuscaloosa, Ala.	W, 9-6 (OT)
2011	#1 LSU vs. #12 Georgia	Atlanta, Ga.	W, 42-10

## TIGER TRENDS

	2019	Orgeron	Streak
August	1-0	1-0	W1
September	0-0	8-2	W5
October	0-0	8-1	W2
November	0-0	7-5	L1
December-January	0-0	2-1	W1

#### LSU's Conference Record...

at home	0-0	8-3	L1
on the road	0-0	7-4	L1

#### LSU's Non-Conference Record...

at home	1-0	7-1	W4
on the road	0-0	0-0	W5
neutral	0-0	4-1	W2

#### LSU vs. Ranked Opponents...

at home	0-0	4-3	L1
on the road	0-0	4-3	L2
neutral	0-0	3-1	W2

#### LSU's Record in Games...

decided by 7 pts or less	0-0	4-3	L1
decided by 3 pts or less	0-0	2-2	L1
Away/neutral during day	0-0	3-2	L1
Away/neutral at night	0-0	8-3	W1
Home during day	1-0	4-1	W4
Home at night	0-0	11-3	W1

#### LSU's Record When Scoring...

less than 20 points	0-0	1-7	L1
20+ points	1-0	23-2	W2
30+ points	1-0	19-1	W2

#### LSU's Record When Allowing...

14 or fewer points	1-0	12-1	W11
24 or fewer points	1-0	22-5	W10
25+ points	0-0	3-4	W1

#### LSU's Record When...

Leading after the 1st qtr	1-0	21-2	W5
Trailing after the 1st qtr	0-0	4-3	W1
Tied after the 1st qtr	0-0	1-3	L4
Leading at halftime	1-0	21-1	W19
Trailing at halftime	0-0	2-7	L3
Tied at halftime	0-0	3-1	W1
Leading after the 3rd qtr	1-0	24-1	W10
Trailing after the 3rd qtr	0-0	2-6	L3
Tied after the 3rd qtr	0-0	0-1	L1

#### LSU's Record With...

less than 300 yds total offense	0-0	3-3	L1
300+ yards total offense	1-0	23-6	W2
400+ yards total offense	1-0	17-3	W2
500+ yards total offense	0-0	9-0	W10
600+ yards total offense	0-0	3-0	W15
less than 100 yards rush	0-0	0-2	L13
100+ yards rushing	1-0	26-7	W2
150+ yards rushing	0-0	23-6	W1
200+ yards rushing	0-0	13-2	L1
250+ yards rushing	0-0	9-0	W13
less than 200 yards pass	0-0	8-5	W1
200+ yards passing	1-0	17-4	W2
300+ yards passing	1-0	5-0	W5
350+ yards passing	1-0	4-0	W4
400+ yards passing	0-0	1-0	W1

#### LSU's Record When Allowing...

less than 200 total yards	1-0	3-0	W19
less than 300 total yards	1-0	14-2	W9
less than 400 total yards	1-0	22-5	W4
400+ yards total offense	0-0	2-3	L2
less than 100 yards rush	1-0	14-0	W22
100+ yards rush	0-0	10-9	L2
less than 200 yards pass	1-0	16-5	W4
less than 300 yards pass	1-0	22-7	W2
300+ yards pass	0-0	2-0	W5

## PRESEASON HONORS

### Joe Burrow

- O'Brien Award
- Maxwell Award
- Manning Award
- Golden Arm Award
- Third Team All-SEC

### K'Lavon Chaisson

- Butkus Award
- ESPN All-America Team

### Lloyd Cushenberry III

- Rimington Award
- First Team All-SEC

### Grant Delpit

- Walter Camp Award
- Thorpe Award
- Bednarik Award
- First Team All-SEC
- First Team Sporting News All-America Team
- First Team AP All-America Team
- ESPN All-America Team

### Michael Divinity

- Butkus Award

### Clyde Edwards-Helaire

- Hornung Award
- Maxwell Award

### Blake Ferguson

- Wuerffel Award

### Kristian Fulton

- Nagurski Award
- Bednarik Award
- Second Team All-SEC
- Second Team AP All-America Team

### Justin Jefferson

- Biletnikoff Award
- Third Team All-SEC

### Damien Lewis

- Second Team All-SEC

### Rashard Lawrence

- Hendricks Award
- First Team All-SEC

### Jacob Phillips

- Nagurski Award
- Butkus Award
- Third Team All-SEC

### Patrick Queen

- Butkus Award

### Zach Von Rosenberg

- Ray Guy Award
- Third Team All-SEC

2011	#1 LSU vs. #2 Alabama	New Orleans, La.	L, 21-0
2012	#5 LSU vs. #1 Alabama	Baton Rouge – Parade Grounds	L, 21-17
2013	#6 LSU at #9 Georgia	Athens, Ga.	L, 44-41
2013	#10 LSU at #1 Alabama	Tuscaloosa, Ala.	L, 38-17
2014	#24/23 LSU vs. #3 Ole Miss	Baton Rouge – Parade Grounds	W, 10-7
2015	#2 LSU at #4 Alabama	Tuscaloosa, Ala.	L, 30-16
2016	#6 LSU vs. Wisconsin	Green Bay, Wisc	L, 16-14
2016	#19 LSU vs. #1 Alabama	Baton Rouge – LSU Quad	L, 10-0
2018	#4 LSU vs. #1 Alabama	Baton Rouge – LSU Quad	L, 29-0
2019	#6 LSU at #10 Texas	Austin, Texas	-

### Everybody Eats - Offense Opens 2019 Season with New-Look

- A total of 14 players caught at least one pass against Georgia Southern, topping the previous high of 12 against Nort Texas in 2005.
- Of the 14 players, all five running backs had at least one catch.
- The LSU offense opened the season with a resounding offensive performance, scoring 55 points and totaling 472 yards.
- The Tigers scored touchdowns on their first five drives and scored on nine of 13 drives.
- The 55 points marked the second most in a season opener in the modern era, tying The 55-3 win vs. UTEP in 1997. It marked the most points in a season opener since the 2000 team's 58-0 victory over Western Carolina.
- The offense didn't let up and scored 42 points in the first half for the most points in a first half by LSU since scoring 49 to lead Louisiana Tech in 2003.

### Burrow Adds to Record Book in Season Opener - Named SEC Player of the Week

- Senior quarterback Joe Burrow opened the 2019 season by going 23-for-27 for 278 yards and five touchdowns.
- Burrow was named the SEC Offensive Player of the Week following the performance, the third of his career. The Ohio native is now 11-3 as LSU's starting quarterback.
- Burrow tied Zach Mettenberger (UAB, 2014) for the most touchdowns in a game in school history with five. He became the first LSU player to throw five touchdown passes in a half.
- It's the third consecutive game dating back to last year that Burrow has either set or tied a school record. Burrow set the LSU record for touchdowns accounted for with six against Texas A&M and then tied the school bowl record with four touchdown passes in the Fiesta Bowl win over Central Florida.
- Burrow's 85.2 completion percentage (23-of-27) against Georgia Southern ranks No. 5 in school history in a game for 20 or more attempts.
- LSU has now completed 20 passes or more in four-straight games for the first time in school history. Burrow completed 23 against Georgia Southern, 21 against UCF, 25 against Texas A&M and 20 against Rice.

### Aranda's Defense Shuts Down Triple Option

- The LSU defense, under fourth year coordinator Dave Aranda, shut down the Georgia Southern triple option to start 2019.
- The Eagles totaled just 98 yards with 74 on the ground and 24 in the air. It marked the second time an Aranda defense has held its opponent to less than 100 yards with the other coming in the 2017 season opener against BYU when the defense held the Cougars to 97 yards.
- The three points scored marked the third fewest under head coach Ed Orgeron.

### Consecutive Starts of 10 or More

- Six LSU players are riding a consecutive start streak of at least 10 games.
- DE Rashard Lawrence leads the way with 22 consecutive starts, followed by S Grant Delpit with 15. C Lloyd Cushenberry III, OG Damien Lewis and QB Joe Burrow have each started 14 straight games, RT Austin Deculus also owns a 13-game starting streak

### Stingley Becomes 10th Defensive True Freshman to Start a Season Opener

- Cornerback Derek Stingley Jr. become the 10th true freshman on the defensive side of the ball to start a season opener in the last 33 seasons and the 17th overall.
- True freshmen make an impact at LSU as in three years with Ed Orgeron as head coach a total of 61 true freshmen have seen action during that span, including 14 in 2019.
- In 2017, 20 true freshmen saw action for the Tigers, a number that led the nation. In addition, eight true freshmen started at least one game for the Tigers that year.
- The following have started a season opener since 2000: Marshall Jr. (WR, 2018), Charles (RG, 2017), Chaisson (LB, 2017), Delpit (S, 2017), Taylor (LB, 2017), Kevin Toliver (CB, 2015), Trey Quinn (WR, 2014), Jalen Mills (CB, 2012), Jessie Daniels (Nickel, 2003), Jerel Myers (WR, 1999), Johnny Mitchell (DT, 1996), Theo Williams (DT, 1996), Booger McFarland (DT, 1995), Robert Davis (RB, 1992), and Sheddric Wilson (WR, 1992).

### Most True Freshmen Starters by Year Since 2005

2017	8 (Tory Carter, K'Lavon Chaisson, Saahdiq Charles, Grant Delpit, Ed Ingram, JaCoby Stevens, Tyler Taylor, Kary Vincent Jr.)
2015:	7 (Arden Key, Donte Jackson, Foster Moreau, Bry'Kiethon Mouton, Maae Teuhema, Kevin Toliver II, Toby Weathersby)
2014:	6 (Jamal Adams, Malachi Dupre, Leonard Fournette, Davon Godchaux, Brandon Harris, Trey Quinn)
2012:	6 (Kwon Alexander, Vadal Alexander, Reid Ferguson, Jeremy Hill, Lamar Louis, Jalen Mills)
2013:	5 (Rickey Jefferson, Anthony Jennings, Ethan Pocic, Rashard Robinson, Tre'Davious White)
2018	4 (Terrace Marshall Jr., Ja'Marr Chase, Micah Baskerville, Chasen Hines)
2006:	4 (Jacob Cutrera, Richard Dickson, Charles Scott, Keiland Williams)
2010:	3 (Alfred Blue, Tyrann Mathieu, Eric Reid)
2011:	2 (Odell Beckham Jr., Jarvis Landry)
2007:	2 (Drake Nevis, Terrence Toliver)
2008:	2 (Jordan Jefferson, Patrick Peterson)
2009:	2 (Dominique Allen, Rueben Randle)
2019:	1 (Derek Stingley Jr.)
2016	1 (Dee Anderson)



Turnover/No Turnover Practice Day Pays Dividends

- ▶ Since taking over as head coach in 2016, Ed Orgeron has put an emphasis on turnovers with Wednesday practices dedicated “Turnover/No Turnover Wednesdays”.
- ▶ The focus on taking care of the ball and forcing mistakes by their opponents has payed off for the Tigers.
- ▶ After ranking 67th overall with an even turnover margin in 2016, Orgeron’s 2017 team improved drastically with a jump to 16th and a +8 turnover margin. The 2018 squad continued to improve and ranked in the top-10 with a +12 turnover margin for seventh in the nation.
- ▶ In 2019, LSU owns a +2 turnover after forcing two fumbles and not giving up the ball on the offensive side of the ball.

LSU Goes Into 2019 Riding Streak of 19 Consecutive Years With At Least 8 Wins

- ▶ LSU goes into the 2019 season having won at least 8 games for 19 consecutive years, which is tied with Oklahoma for the longest current streak among Power 5 schools.
- ▶ Only Boise State has a longer active streak among FBS teams as the Broncos have won 8 games for 20 consecutive seasons.
- ▶ LSU’s current streak of seasons with at least 8 wins dates back to 2000 when the Tigers posted an 8–4 overall mark.
- ▶ LSU’s streak of seasons with at least 8 wins also ranks as the longest of its kind in the history of the SEC, bettering Tennessee 16 (1989–2004); Florida 14 (1990–2003); Georgia 13 (1997–2009); and Alabama 13 (1971–83).

Senior Class

- ▶ LSU heads into the 2019 season with 12 seniors on its roster.
- ▶ The 12 seniors ties for sixth nationally in terms of smallest senior classes in college football for 2019.
- ▶ Texas A&M and Virginia Tech with six each led the way, followed by Penn State (10), Appalachian State (11) and Coastal Carolina (11).
- ▶ LSU is joined with 12 seniors by North Carolina State, Rice, and Wake Forest. All 12 of LSU’s seniors have started at least one game during their LSU career.

Football Program Nearing 800 Wins

- ▶ With an overall record of 798–415–47, the LSU Football program is just two wins away from 800 victories in its history.
- ▶ LSU ranks 12th amongst FBS programs for all-time wins with 798.
- ▶ The Fighting Tigers rank fourth in the Southeastern Conference in wins behind Alabama (906), Tennessee (838) and Georgia (820). Auburn is behind LSU at 13th with 768 victories.

1,000-Yard Rushing Streak Reaches 6 Years

- ▶ LSU goes into 2019 riding a streak of six consecutive years with a 1,000-yard rusher.
  - ▶ Last year, Nick Brossette, in his first season as a starter, rushed for 1,039 yards and 14 TDs in helping the Tigers to a 10–3 mark.
  - ▶ Here’s a look at LSU’s 1,000-yard rushers during the 6-year streak:
- |      |                   |                             |
|------|-------------------|-----------------------------|
| 2013 | Jeremy Hill       | 1,401 yards                 |
| 2014 | Leonard Fournette | 1,034 yards                 |
| 2015 | Leonard Fournette | 1,953 yards (school record) |
| 2016 | Derrius Guice     | 1,387 yards                 |
| 2017 | Derrius Guice     | 1,153 yards                 |
| 2018 | Nick Brossette    | 1,039 yards                 |

LSU Is 79-0 When Rushing For 100 Yards and Holding Opponents To Less Than 100 Yards

- ▶ In the last 166 games, LSU’s success is easy to predict when it comes to net rushing yards. Get to 100 yards rushing and LSU will more than likely win as the Tigers are 135–22 when that happens.
- ▶ Hold the opponent to fewer than 100 yards and the Tigers are 81–5.
- ▶ An even more telling stat is that when LSU rushes for 100-plus yards and holds the opponents to fewer than 100 yards, the Tigers are 79–0.
- ▶ The following is a look at LSU’s rushing numbers and have the Tigers have fared in those games:

Year	LSU 100+	LSU 100-	Opp 100+	Opp 100-	LSU 100+/Opp 100-
2005	10-0	1-2	3-1	8-1	7-0
2006	10-0	1-2	5-0	6-2	6-0
2007	11-2	1-0	3-2	9-0	8-0
2008	8-3	0-2	2-5	6-0	6-0
2009	8-0	1-4	7-4	2-0	2-0
2010	11-2	0-0	7-1	5-0	5-0
2011	13-0	0-1	4-1	9-0	9-0
2012	9-1	1-2	4-2	6-1	6-0
2013	10-1	0-2	6-3	4-0	4-0
2014	8-3	0-2	4-4	4-1	4-0
2015	9-1	0-2	3-3	6-0	6-0
2016	8-3	0-1	3-4	5-0	5-0
2017	9-4	0-0	4-4	5-0	5-0
2018	10-2	0-1	5-3	5-0	5-0
2019	1-0	0-0	0-0	1-0	1-0
Totals	135-22	5-21	60-37	81-5	79-0

Chaisson, Cushenberry III Carry on No. 18 Tradition

- ▶ Two LSU standouts - both in the classroom and on the football field - have been awarded the prestigious No. 18 jersey by head coach Ed Orgeron.
- ▶ Center Lloyd Cushenberry III and linebacker K’Lavon Chaisson were presented the jerseys at the beginning of camp, marking just the second time since the tradition began in 2003 that two Tigers have been issued the No. 18 jersey in the same season.
- ▶ Cushenberry III is the first offensive lineman to be selected to wear the No. 18 jersey

ORGERON'S CAREER DRAFT PICKS

MIAMI						
Bill Hawkins	DE	1989	1	21		Rams
Eric Smith	DE	1989	12	19		Giants
Cortez Kennedy	DT	1990	1	3		Seahawks
Jimmie Jones	DT	1990	3	11		Cowboys
Willis Peguese	DE	1990	3	19		Oilers
Greg Mark	DE	1990	3	26		Giants
Russell Maryland	DT	1991	1	1		Cowboys
Shane Curry	DE	1991	2	13		Colts
Anthony Hamlet	DE	1992	10	11		Seahawks
Darren Krein	DE	1994	5	19		Chargers
Syracuse						
Antonio Anderson	DT	1997	4	5		Dallas
Eric Downing	DT	2001	3	13		Kansas City
USC						
Ennis Davis	DT	2001	7	21		Saints
Kenechi Udeze	DE	2004	1	20		Vikings
Mike Patterson	DT	2005	1	31		Eagles
Shaun Cody	DT	2005	2	5		Lions
Frostee Rucker	DE	2006	3	27		Bengals
LaJuan Ramsey	DT	2006	6	35		Eagles
OLE MISS						
Tre’ Stallings	OG	2006	6	186		Chiefs
Patrick Willis	LB	2007	1	11		49ers
Trumaine McBride	CB	2007	7	221		Bears
Michael Oher	OT	2009	1	23		Ravens
Peria Jerry	DT	2009	1	24		Falcons
Mike Wallace	WR	2009	3	84		Steelers
Jamarca Sanford	DB	2009	7	221		Vikings
Dexter McCluster	RB	2010	2	36		Chiefs
John Jerry	OT	2010	3	73		Dolphins
Kendrick Lewis	S	2010	5	136		Chiefs
Greg Hardy	DE	2010	6	175		Panthers
Jerrell Powe	DT	2011	6	199		Chiefs
TENNESSEE						
Dan Williams	DT	2010	1	26		Cardinals
Jurrell Casey	DT	2011	3	77		Titans
USC						
Nick Perry	DE	2012	1	28		Packers
T.J. McDonald	S	2013	3	71		Rams
Marqis Lee	WR	2014	2	39		Jaguars
Marcus Martin	C	2014	3	39		49ers
Devon Kennard	LB	2014	5	174		Giants
Leonard Williams	DE	2015	1	6		Jets
Nelson Agholor	WR	2015	1	20		Eagles
Josh Shaw	CB	2015	4	120		Bengals
Javorius Allen	RB	2015	4	125		Ravens
Hayes Pullard	TE	2015	6	198		Browns
Randall Telfer	LB	2015	7	219		Browns
Su’a Cravens	LB	2016	2	53		Redskin
Max Tuerk	C	2016	3	66		Chargers
Cody Kessler	QB	2016	3	93		Browns
Kevon Seymour	CB	2016	6	218		Bills
Zach Banner	OG	2017	4	137		Colts
Leon McQuay	S	2017	6	218		Chiefs
LSU						
Leonard Fournette	RB	2017	1	4		Jaguars
Jamal Adams	DB	2017	1	6		Jets
Tre’Davious White	DB	2017	1	27		Bills
Ethan Pocic	C	2017	2	58		Seahawks
Duke Riley	LB	2017	3	75		Falcons
Kendell Beckwith	LB	2017	3	107		Buccaneers
Davon Godchaux	DT	2017	5	178		Dolphins
Malachi Dupre	WR	2017	7	247		Packers
Donte Jackson	DB	2018	2	55		Panthers
Derrius Guice	RB	2018	2	59		Redskins
DJ Chark	WR	2018	2	61		Jaguars
Arden Key	DE	2018	3	87		Raiders
Russell Gage	WR	2018	6	194		Falcons
Danny Etling	QB	2018	7	219		Patriots
Will Clapp	C	2018	7	245		Saints
Devin White	LB	2019	1	5		Buccaneers
Greedy Williams	DB	2019	2	46		Browns
Foster Moreau	TE	2019	4	137		Raiders

► As an offensive lineman, the rules of college football prevent Cushenberry III from actually wearing the No. 18 jersey so instead his No. 79 jersey will be accompanied by a No. 18 patch. The Carville native, who played locally at Dutchtown High School, will wear the No. 18 jersey at practice.

► Jersey No. 18 was born when, in 2003, quarterback Matt Mauck guided LSU to its first national championship since 1958. His number became synonymous with success -- both on and off the field -- as well as a selfless attitude that has become the epitome of being an LSU football player. After his final year with the Tigers, Mauck passed the jersey number down to running back Jacob Hester, who then helped LSU to another national title in 2007.

► Here is a look at the players to wear No. 18:

Years	Player	Position
2003	Matt Mauck	QB
2004-07	Jacob Hester	RB
2008-09	Richard Dickson	TE
2010	Richard Murphy	RB
2011	Brandon Taylor	S
2012	Bennie Logan	DT
2013	Lamin Barrow	LB
2014	Terrence Magee	RB
2015-16	Tre'Davious White	CB
2017	Christian LaCouture	DL
2017	John David Moore	FB/TE
2018	Foster Moreau	TE
2019	Lloyd Cushenberry III	C
2019	K'Lavon Chaisson	LB

#### Burrow Brings Experience as Returning Starting Quarterback

► Quarterback Joe Burrow will provide valuable experience for the LSU offense in 2019 and became the fifth LSU quarterback to start in consecutive season openers since 1998.

► Only Matt Mauck in 2002 and 2003, JaMarcus Russell in 2004 and 2005, Jordan Jefferson in 2009 and 2010, Zach Mettenberger in 2012 and 2013, and Brandon Harris in 2015 and 2016 have started consecutive openers for LSU.

► A year ago, Burrow burst onto the scene with an outstanding year for the Tigers, leading the squad to a 10-3 overall mark and No. 6 national ranking.

► Burrow has set or tied nine school records in his career and became the first quarterback in LSU history to throw for 2,500 yard and rush for 350 yards or more in a season.

► With 10 wins as LSU's starter, Burrow could join JaMarcus Russell as the only quarterbacks in school history to lead the Tigers to at least 10 wins in back-to-back seasons.

#### Jefferson Back After Leading LSU In Every Receiving Category

► In 2018, Justin Jefferson became the first Tiger to lead the team in every receiving category since 2011 when Rueben Randle accomplished the feat.

► Jefferson is picking up where he left off in 2019 with five receptions for 87 yards and a touchdown.

► Jefferson paced the Tigers in receptions (54), receiving yards (875), yards per catch (16.2), touchdowns (6), and receiving yards per game (67.3). Jefferson did all that in what was his first year as a starter and it was also the first season in which he caught a pass.

► Randle's numbers in 2011 were: receptions (53), yards (917), yards per catch (17.3), touchdowns (8) and yards per game (65.5).

#### LSU Punter Von Rosenberg One of Nation's Oldest Players

► At 28 years old, punter Zach Von Rosenberg is the fifth-oldest player in college football in 2019. ► Rosenberg, who spent six years playing Minor League Baseball before joining the LSU program in 2016, will turn 29 in September.

► The oldest player in college football is 32-year old Colorado placekicker James Stefanou. Wade Lees (P, Maryland) is 31, Houston punter Dane Roy is 30 and West Virginia tight end Jesse Beal is 29.

#### We are DBU:

► Since 2007, LSU leads the nation in number of defensive backs selected in the NFL draft with 19, including six in the first round.

► LSU produced two consensus All-America DBs in 2018 in Grant Delpit and Greedy Williams.

► LSU has produced 11 first team All-American defensive backs since 2000.

► LSU has also had defensive backs claim four national awards since 2010: Patrick Peterson 2010 Bednarik Award; Patrick Peterson 2010 Thorpe Award; Tyrann Mathieu 2011 Bednarik Award; Morris Claiborne 2011 Thorpe Award.

► Since the 2007 NFL Draft, LSU has had six DBs picked in the first round.

#### Day Game or Night Game Makes No Difference for LSU

► LSU's tradition of night games in Tiger Stadium is like none other in college football.

► But, LSU's recent success in day games in Tiger Stadium has made playing afternoon games in Death Valley more appealing.

► LSU has won 16 of its last 17 day games in Tiger Stadium, a stretch that goes back to a 16-14 victory over Tennessee on Oct. 2, 2010.

► Since 2010, LSU's only daytime loss in Tiger Stadium came against Florida by a 16-10 count in 2016.

► Of LSU's 16 wins during this current stretch, nine have come against Top 25 teams and all 16 were over SEC opponents.

► Since 2000, LSU is 115-19 overall at home, which includes an 88-12 mark at night in Tiger Stadium and a 27-7 record during the day. From 1960-99, LSU posted a 12-19-3 mark in day games in Tiger Stadium.

► The following is a breakdown of LSU's night record, day record and overall record in Tiger Stadium since 1960:

Decade	Record at Night	Record during the day	Overall Tiger Stadium Record
1960-69	49-5	4-2-1	53-7-1
1970-79	51-12-1	1-2	52-14-1
1980-89	38-16-1	3-5-2	41-21-3

## #NFLSU

Jamal Adams	S	NYJ
Kwon Alexander	LB	SF
John Battle****	S	TAM
Odell Beckham Jr.	WR	CLE
Kendell Beckwith***	LB	TAM
Alfred Blue	RB	JAX
Tashawn Bower***	DE	MIN
Michael Brockers	DT	LAR
DJ Chark	WR	JAX
Morris Claiborne	CB	KC
Will Clapp	C	NO
Jalen Collins****	CB	IND
La'el Collins	OT	DAL
Danny Etling****	QB	ATL
Reid Ferguson	LS	BUF
Leonard Fournette	RB	JAX
Russell Gage	WR	ATL
Davon Godchaux	DT	MIA
Dillon Gordon**	OT	CAR
Derrius Guice	RB	WAS
Jerald Hawkins	OT	PIT
Danielle Hunter	DE	MIN
Donte Jackson	CB	CAR
Deion Jones	LB	ATL
Arden Key	DE	OAK
Jarvis Landry	WR	CLE
Tyrann Mathieu	DB	KC
Jalen Mills*	FS	PHI
Barkevious Mingo	LB	SEA
Kevin Minter	LB	TAM
Foster Moreau	TE	OAK
Patrick Peterson	CB/RS	ARI
Ethan Pocic	C	SEA
Eric Reid	S	CAR
Duke Riley	LB	ATL
Russell Shepard	WR	NYG
Corey Thompson	LB	BUF
Kevin Toliver II	DB	CHI
Trai Turner	OG	CAR
Spencer Ware*	RB	IND
Devin White	LB	TAM
Tre'Davious White	CB	BUF
Andrew Whitworth	OT	LAR
Darrel Williams	RB	KC
Greedy Williams	CB	CLE
Al Woods	DT	SEA

**\*Physically Unable to Perform**

**\*\*Injured Reserve**

**\*\*\*Non-football Injury**

**\*\*\*\*Practice Squad**

1990-99	31-19	4-10	35-29
2000-09	49-5	11-6	60-11
2010-18	39-7	16-1	52-8
<b>Totals</b>	<b>257-64-2</b>	<b>39-26-3</b>	<b>296-90-5</b>

#### Chaisson, Delpit, Fulton Named Preseason All-Americans

► LSU linebacker K'Lavon Chaisson, safety Grant Delpit and Cornerback Kristian Fulton were tabbed as preseason All-Americans by multiple news organizations.

► Delpit a junior safety from Houston, is coming off a breakout season a year ago as he became only the ninth unanimous All-America in school history.

► Fulton, a senior cornerback from New Orleans, started the first 10 games at cornerback a year ago before suffering a season-ending injury against Arkansas. Fulton finished with 25 tackles, one interception and ranked No. 4 in the SEC in passes defended with 10.

► Delpit and Fulton were named by USA Today as the No. 1 and No. 3, respectively, defensive backs in college football.

► Chaisson earned a spot on the ESPN team despite playing only one game a year ago as he suffered a season-ending injury in the fourth quarter of LSU's season-opening win over Miami. In his only appearance last year, Chaisson had five tackles, including a sack for an 8-yard loss and a quarterback hurry in the win over the Hurricanes.

#### Five Tigers Play in 2019 As a College Graduate

► During the 2019 season, five Tigers are going to take the field as a college graduate, four of which are LSU graduates.

► LSU's list of five college graduates includes one graduate transfers – QB Joe Burrow (Ohio State).

► In addition to the five Tigers with diplomas in hand, twelve are projected to graduate in Fall 2019 – Dee Anderson, Connor Culp, Lloyd Cushenberry III, Derrick Dillon, Michael Divinity, Kristian Fulton, Rashard Lawrence, Damien Lewis, Adrian Magee, Ray Thornton, Badara Traore and Zach Von Rosenberg.

► Here's the list of college graduates on the LSU roster for 2019:

Name	Major (School)	Graduation Date
Joe Burrow	Consumer/Family Financial Services (Ohio State)	Spring, 2018
Breiden Fehoko	Communication Studies	Summer, 2019
Blake Ferguson	Marketing	Spring, 2018
Lanard Fournette	Sports Administration	Spring, 2019
Stephen Sullivan	Interdisciplinary Studies	Summer, 2019

#### Second Generation Tigers

► LSU's roster features two players who are second generation Tigers.

► True freshmen Thomas Perry and Brandon Hubicz are both following in their dads footsteps as LSU football players.

► Thomas Perry, an offensive lineman from Teurlings Catholic in Lafayette, is the son of Adam Perry, who played offensive guard for the Tigers from 1994-97

► Brandon Hubiz, a tight end from Catholic High School in Baton Rouge, is the son of Jim Hubicz, who played offensive tackle and guard for the Tigers from 1986-89.

#### LSU Family Connections

► LSU has some unique family-football connections on this year's team. The following is a look at those football-related connections with current Tigers:

► WR Justin Jefferson – younger brother of former LSU starting QB Justin Jefferson (2008-11) and starting DB Rickey Jefferson (2013-16). Jordan is currently on the coaching staff at Colorado State.

► RB Lanard Fournette – younger brother of former LSU All-American and first round NFL Draft pick Leonard Fournette.

► TE Aaron Moffitt – son of LSU strength and conditioning coach Tommy Moffitt. Aaron's brother Clay just completed a two-year stint on the LSU baseball team.

► SNP Blake Ferguson – younger brother of four-year LSU starting long snapper Reid Ferguson, who is currently in his third year with the Buffalo Bills.

► TE Thaddeus Moss – son of Pro Football Hall of Famer and one of arguably the greatest receiver in NFL history in Randy Moss.

► CB Derek Stingley Jr. – grandson of the late Darryl Stingley, a first round draft pick by the New England Patriots who had his NFL career tragically ended on August 12, 1978 with a spinal cord injury.

#### Two-Sport Tigers

► Three current LSU football players – DB Kary Vincent Jr., S Kenan Jones and DB Maurice Hampton Jr. – are two-sport athletes.

► Vincent Jr. and Jones are also members of the LSU track and field team. Vincent ran the lead leg of LSU's 2018 SEC Championship 4x100 meter relay team. Jones placed seventh in the long jump (25'0.75") at the 2019 SEC Indoor Meet, scoring two points for the Tigers. Jones qualified for the 2019 NCAA Championships with a leap of 25'2.75" at the NCAA East Regional in May.

► Hampton Jr. is a member of the LSU baseball team. The Tennessee native was drafted in the 23rd round of the 2019 Major League Draft and elected to attend LSU. Hampton Jr. was the first player in Tennessee history to earn Mr. Football and Mr. Baseball honors in the same season.

#### LSU Amongst Best in the Nation Since 2000

► LSU is amongst the best in the nation since 2000 with 187 wins.

► The Tigers rank fifth in the country and second in the SEC in wins.

► Here is the list of teams with the most wins since 2000:

1.	Boise State	208-41
	Oklahoma	208-47
3.	Ohio State	206-43
4.	Alabama	193-61
5.	LSU	187-59

## FUTURE FOOTBALL SCHEDULE

#### 2020 LSU Football Schedule

Sept. 5	UT-SAN ANTONIO
Sept. 12	TEXAS
Sept. 19	vs. Rice (in Houston – NRG Stadium)
Sept. 26	OLE MISS
Oct. 3	NICHOLLS STATE
Oct. 10	at Florida
Oct. 17	at Arkansas
Oct. 24	MISSISSIPPI STATE
Oct. 31	Open Date
Nov. 7	ALABAMA
Nov. 14	SOUTH CAROLINA
Nov. 21	at Auburn
Nov. 28	at Texas A&M

#### 2021 LSU Football Schedule

Sept. 4	at UCLA
Sept. 11	MCNEESE STATE
Sept. 25	CENTRAL MICHIGAN
Oct. 9	UL-MONROE

#### 2022 LSU Football Schedule

Sept. 4	NEW MEXICO
---------	------------

#### 2023 LSU Football Schedule

Oct. 21	ARMY
---------	------

#### 2024 LSU Football Schedule

Aug. 31	UCLA
Sept. 7	RICE
Sept. 28	SOUTH ALABAMA

#### 2025 LSU Football Schedule

Aug. 30	at Clemson
---------	------------

#### 2026 LSU Football Schedule

Sept. 5	CLEMSON
---------	---------

#### 2027 LSU Football Schedule

Sept. 18	at Oklahoma
----------	-------------

#### 2028 LSU Football Schedule

Sept. 9	OKLAHOMA
---------	----------

#### 2029 LSU Football Schedule

Sept. 8	ARIZONA STATE
---------	---------------

#### 2030 LSU Football Schedule

Sept. 7	at Arizona State
---------	------------------

Home games in ALL CAPS



	Georgia	187-65
7.	USC	181-66
8.	Wisconsin	178-73
	TCU	178-64
10.	Oregon	176-69
11.	Florida State	175-75
12.	Texas	174-71

#### **NFLSU Update - Week One**

- ▶ LSU has 45 players on opening day NFL rosters. The list includes 36 on the active roster, 3 on practice squads and another 6 on the injured reserve.
- ▶ LSU has at least 1 former Tiger on 23 of the NFL's 32 teams with Tampa Bay leading the way with 5 LSU players on its roster.
- ▶ There are 4 former Tigers on the Atlanta Falcons and Carolina Panthers and 3 on the Buffalo Bills, Cleveland Browns, Jacksonville Jaguars and Kansas City Chiefs.
- ▶ 12 former Tigers in the NFL are defensive backs.
- ▶ LSU's Donte Jackson enters his second year in the NFL after leading the league in interceptions by a rookie with 4 in 2018.
- ▶ LSU All-America and Heisman Trophy finalist Tyrann Mathieu makes his Kansas City debut this weekend.
- ▶ LSU RB Leonard Fournette has rushed for 14 TDs in 21 NFL games.
- ▶ DE Danielle Hunter tied for 4th in the NFL a year ago in sacks with 14.5. Since entering the NFL, Hunter has 40 sacks to his credit, the most by any Minnesota Viking during his first four seasons in the league since 1982.
- ▶ Jamal Adams — another All-American for the Tigers — tied for 1st in the NFL in sacks (3.5), tackles for loss (9) and forced fumbles (3) among safeties in 2018.
- ▶ LB Kwon Alexander makes his 49ers debut this week after recording 90+ tackles in each of his past three seasons with Tampa Bay.
- ▶ First round draft pick and 2018 Butkus Award winner Devin White makes his NFL debut with Tampa Bay on Sunday.
- ▶ Two other rookies make their NFL debut this weekend — TE Foster Moreau with the Oakland Raiders and CB Greedy Williams with the Cleveland Browns.
- ▶ LSU WR standouts Odell Beckham Jr. and Jarvis Landry reunite for the first time since starring for the Tigers this weekend in Cleveland. Landry has 481 catches during his first 5 seasons in the NFL, the most for any player in league history over that span. Beckham Jr., has 5,476 career receiving yards and is just 100 yards shy of becoming No. 2 in NFL history for receiving yards over a players first 60 games in the league.
- ▶ RB Derrius Guice makes his NFL regular season debut after missing all of last year with a knee injury. Guice is the only player in LSU history to rush for 200+ yards in three games during his career.
- ▶ LB Deion Jones has recorded 100+ tackles in two of the past three years. He registered 53 tackles in only six games last year after having his season cut short due to an injury.

## LSU TIGERS DEPTH CHART

### OFFENSE

<b>LT</b>	<b>77</b>	<b>Saahdiq Charles</b>	<b>6-4</b>	<b>295</b>	<b>Jr.-2L</b>
	51	Dare Rosenthal	6-7	314	Fr.-RS
<b>LG</b> -OR-	73	Adrian Magee	6-4	343	Sr.-3L
	57	Chasen Hines	6-3	336	So.-1L
<b>C</b>	<b>79</b>	<b>Lloyd Cushenberry III</b>	<b>6-4</b>	<b>315</b>	<b>Jr.-2L</b>
	69	Charles Turner	6-4	266	Fr.-HS
<b>RG</b>	<b>68</b>	<b>Damien Lewis</b>	<b>6-3</b>	<b>332</b>	<b>Sr.-1L</b>
	71	Donavaughn Campbell	6-5	360	Jr.-1L
	75	Anthony Bradford	6-7	355	Fr.-HS
<b>RT</b>	<b>76</b>	<b>Austin Deculus</b>	<b>6-7</b>	<b>322</b>	<b>Jr.-2L</b>
	74	Badara Traore	6-7	320	Sr.-1L
<b>TE</b>	81	Thaddeus Moss	6-3	249	Jr.-SQ
	10	Stephen Sullivan	6-5	242	Sr.-3L
	44	Tory Carter	6-1	250	Jr.-2L
<b>WR</b>	<b>1</b>	<b>Ja'Marr Chase</b>	<b>6-1</b>	<b>200</b>	<b>So.-1L</b>
	17	Racey McMath	6-3	221	Jr.-1L
	5	Devonta Lee	6-1	223	Fr.-HS
<b>WR</b>	6	Terrace Marshall Jr.	6-4	200	So.-1L
	19	Derrick Dillon	5-11	186	Sr.-3L
	83	Jaray Jenkins	6-4	195	Fr.-RS
<b>WR</b>	<b>2</b>	<b>Justin Jefferson</b>	<b>6-3</b>	<b>192</b>	<b>Jr.-2L</b>
	33	Trey Palmer	6-1	180	Fr.-HS
	13	Jontre Kirklin	6-0	185	Jr.-2L
<b>QB</b>	<b>9</b>	<b>Joe Burrow</b>	<b>6-4</b>	<b>216</b>	<b>Sr.-1L</b>
	15	Myles Brennan	6-4	207	So.-1L
<b>RB</b>	22	Clyde Edwards-Helaire	5-8	209	Jr.-2L
	27	Lanard Fournette	5-11	200	Sr.-3L
-OR-	24	Chris Curry	6-0	215	Fr.-RS
-OR-	3	Tyrion Davis-Price	6-1	226	Fr.-HS
-OR-	4	John Emery Jr.	6-0	203	Fr.-HS

### DEFENSE

<b>OLB</b>	43	Ray Thornton	6-3	227	Jr.-2L
	46	Andre Anthony	6-4	250	Jr.-1L
<b>DE</b>	<b>97</b>	<b>Glen Logan</b>	<b>6-4</b>	<b>309</b>	<b>Jr.-2L</b>
	92	Neil Farrell Jr.	6-4	298	Jr.-2L
<b>NT</b>	72	Tyler Shelvin	6-3	346	So.-1L
	62	Siaki Ika	6-4	354	Fr.-HS
	94	Joseph Evans	6-2	288	Fr.-HS
<b>DE</b>	<b>90</b>	<b>Rashard Lawrence</b>	<b>6-2</b>	<b>308</b>	<b>Sr.-3L</b>
	<b>91</b>	<b>Breiden Fehoko</b>	<b>6-2</b>	<b>291</b>	<b>Sr.-1L</b>
<b>OLB</b>	<b>18</b>	<b>K'Lavon Chaisson</b>	<b>6-4</b>	<b>250</b>	<b>So.-1L</b>
	46	Andre Anthony	6-4	250	Jr.-1L
<b>MLB</b>	<b>45</b>	<b>Michael Divinity Jr.</b>	<b>6-2</b>	<b>241</b>	<b>Sr.-3L</b>
	35	Damone Clark	6-3	239	So.-1L
<b>MLB</b> -OR-	<b>6</b>	<b>Jacob Phillips</b>	<b>6-4</b>	<b>233</b>	<b>Jr.-2L</b>
	8	Patrick Queen	6-1	227	Jr.-2L
<b>CB</b>	<b>1</b>	<b>Kristian Fulton</b>	<b>6-0</b>	<b>200</b>	<b>Sr.-2L</b>
	25	Cordale Flott	6-2	160	Fr.-HS
<b>S</b>	<b>7</b>	<b>Grant Delpit</b>	<b>6-3</b>	<b>203</b>	<b>Jr.-2L</b>
	4	Todd Harris Jr.	5-11	190	Jr.-2L
<b>S</b>	<b>3</b>	<b>JaCoby Stevens</b>	<b>6-1</b>	<b>228</b>	<b>Jr.-2L</b>
	5	Kary Vincent Jr.	5-10	185	Jr.-2L
<b>CB</b>	24	Derek Stingley Jr.	6-1	190	Fr.-HS
	16	Jay Ward	6-2	167	Fr.-HS
	29	Raydarious Jones	6-2	161	Fr.-HS

### SPECIAL TEAMS

<b>PK</b>	36	Cade York	6-2	189	Fr.-HS
	34	Connor Culp	5-10	187	Jr.-1L
<b>KO</b>	<b>32</b>	<b>Avery Atkins</b>	<b>5-11</b>	<b>217</b>	<b>So.-1L</b>
<b>P</b>	<b>38</b>	<b>Zach Von Rosenberg</b>	<b>6-5</b>	<b>240</b>	<b>Jr.-2L</b>
	32	Avery Atkins	5-11	217	So.-1L

**BOLD Indicates Returning Starter**

<b>SNP</b>	<b>48</b>	<b>Blake Ferguson</b>	<b>6-3</b>	<b>235</b>	<b>Sr.-3L</b>
	47	Quentin Skinner	6-0	253	Fr.-HS
<b>HOLDER</b>	38	Zach Von Rosenberg	6-5	240	Jr.-2L
<b>KOR</b>	22	Clyde Edwards-Helaire	5-8	209	Jr.-2L
<b>PR</b>	24	Derek Stingley Jr.	6-1	190	Fr.-HS

## ASSISTANT COACHES



### Dave Aranda

Associate Head Coach  
Defensive Coordinator/Linebackers


**YEAR AT LSU:** Fourth  
**BIRTHDATE:** Sept. 29, 1976, in Redlands, Calif.  
**WIFE:** Dione  
**CHILDREN:** Jaelyn, Jordyn, Ronin  
**HIGH SCHOOL:** Redlands HS, 1994  
**COLLEGE:** California Lutheran, 1999  
**POSTGRADUATE:** Texas Tech, 2002



### Bill Johnson

Defensive Line

**YEAR AT LSU:** 1st  
**BIRTHDATE:** June 23, 1995 in Monroe, Louisiana  
**WIFE:** Dawn  
**CHILDREN:** Abbie, Billy  
**HIGH SCHOOL:** Neville High School  
**COLLEGE:** Northwestern State, 198



### Joe Brady

Passing Game Coordinator/Wide Receivers

**YEAR AT LSU:** First  
**BIRTHDATE:** September 23, 1989, in  
Pembroke Pines, Fla.  
**HIGH SCHOOL:** Everglades High School  
**COLLEGE:** William & Mary, 2013  
**POSTGRADUATE:** Penn State, 2018



### Mickey Joseph

Wide Receivers

**YEAR AT LSU:** Third  
**BIRTHDATE:** March 5, 1968, in New Orleans, La.  
**WIFE:** Priscilla  
**CHILDREN:** Jacob, Zachary, Makiyah, Maya, Malania  
**HIGH SCHOOL:** Archbishop Shaw HS  
**COLLEGE:** Nebraska, 1993



### Bill Busch

Safeties

**YEAR AT LSU:** Second  
**BIRTHDATE:** April 27, 1965, in Pender, Neb.  
**WIFE:** Laura  
**CHILDREN:** Sydney, Olivia and Gianna  
**COLLEGE:** Nebraska Wesleyan, 1993  
**POSTGRADUATE:** Nebraska-Kearney, 1990



### Greg McMahon

Special Teams

**YEAR AT LSU:** Third  
**BIRTHDATE:** January 2, 1960, in Rantoul, Ill.  
**WIFE:** Linda  
**CHILDREN:** Drew, Lisa, Sam  
**HIGH SCHOOL:** Rantoul Township High School  
**COLLEGE:** Eastern Illinois, 1982



### James Cregg

Offensive Line

**YEAR AT LSU:** Second  
**BIRTHDATE:** August 18, 1973, in Syracuse, N.Y.  
**WIFE:** Dayna  
**CHILD:** McKenzie  
**COLLEGE:** Colorado State, 1997



### Corey Raymond

Cornerbacks

**YEAR AT LSU:** Eighth  
**BIRTHDATE:** Sept. 28, 1969, in New Iberia, La.  
**CHILDREN:** Cody, Ariel, Christopher and Madison  
**HIGH SCHOOL:** New Iberia HS  
**COLLEGE:** LSU, 1992



### Steve Ensminger

Offensive Coordinator/Quarterbacks

**YEAR AT LSU:** Ninth  
**BIRTHDATE:** Sept. 15, 1958, in Baton Rouge, La.  
**WIFE:** Amy  
**CHILDREN:** Krystalin, Brittany Rose and Steven  
**HIGH SCHOOL:** Central HS  
**COLLEGE:** LSU, 1982



### Tommie Robinson

Assistant Head Coach/Running Backs  
Recruiting Coordinator

**YEAR AT LSU:** Third  
**BIRTHDATE:** April 4, 1963, in Phenix City, Ala.  
**WIFE:** Lartonyar  
**CHILDREN:** Dantrell, Towanda, Trey  
**HIGH SCHOOL:** Central HS (Phenix City, Ala.)  
**COLLEGE:** Troy, 1985



LSU RECORD BOOK WATCH

RUSHING YARDS GAINED BY A QUARTERBACK

CAREER			
1.	1,018	Jordan Jefferson	2008-11
2.	938	Lee Hedges	1949-51
3.	890	Fred Haynes	1966-68
4.	829	David Woodley	1976-79
5.	821	Nelson Stokley	1965-67
6.	778	Herb Tyler	1995-98
7.	671	Paul Lyons	1970-72
8.	617	Marcus Randall	2001-04
9.	542	Alan Risher	1980-82
10.	504	Steve Ensminger	1976-79
--	401	Joe Burrow	2018-Present

RUSHING TDS BY A QUARTERBACK

CAREER			
1.	23	Herb Tyler	1995-98
2.	15	David Woodley	1977-79
3.	13	Alan Risher	1980-82
	13	Nelson Stokley	1965-67
5.	12	Jordan Jefferson	2008-11
6.	10	Steve Ensminger	1976-79
7.	9	Jeff Wickersham	1982-85
8.	8	Bert Jones	1970-72
	8	Mike Hillman	1967-69
10.	7	Joe Burrow	2018-Present
	7	Brandon Harris	2014-16
	7	Billy Broussard	1973-74

ATTEMPTS

CAREER			
1.	1,163	Tommy Hodson (674 comp., 9,115 yards)	1986-89
2.	1,005	Jeff Wickersham (587 comp., 6,921 yards)	1982-85
3.	934	Jamie Howard (459 comp., 6,158 yards)	1992-95
4.	797	JaMarcus Russell (493 comp., 6,625 yards)	2004-06
5.	716	Herb Tyler (434 comp., 5,876 yards)	1995-98
6.	678	Jordan Jefferson (397 comp., 4,733 yards)	2008-11
7.	659	Zach Mettenberger (407 comp., 5,783 yards)	2011-13
8.	623	Josh Booty (307 comp., 3,951 yards)	1999-2000
9.	615	Alan Risher (381 comp., 4,585 yards)	1980-82
10.	565	Jarrett Lee (317 comp., 3,949 yards)	2008-11
--	406	Joe Burrow (242 comp., 3,172 yards)	2018-Present

COMPLETIONS

CAREER			
1.	674	Tommy Hodson (1,163 atts., 9,115 yards)	1986-89
2.	587	Jeff Wickersham (1,005 atts., 6,921 yards)	1982-85
3.	493	JaMarcus Russell (797 atts., 6,625 yards)	2004-06
4.	459	Jamie Howard (934 atts., 6,158 yards)	1992-95
5.	434	Herb Tyler (715 atts., 5,876 yards)	1995-98
6.	407	Zach Mettenberger (659 atts., 5,783 yards)	2011-13
7.	397	Jordan Jefferson (678 atts., 4,733 yards)	2008-11
8.	381	Alan Risher (615 atts., 4,585 yards)	1980-82
9.	325	Danny Etling (544 att., 4,586 yards)	2016-17
10.	317	Jarrett Lee (565 atts., 3,949 yards)	2008-11
--	242	Joe Burrow (406 atts., 3,172 yards)	2018-Present

PASSING YARDS GAINED

CAREER			
1.	9,115	Tommy Hodson (674-1,163)	1986-89
2.	6,921	Jeff Wickersham (587-1,005)	1982-85
3.	6,625	JaMarcus Russell (493-797)	2004-06
4.	6,158	Jamie Howard (459-934)	1992-95
5.	5,876	Herb Tyler (434-715)	1995-98
6.	5,783	Zach Mettenberger (407-659)	2011-13
7.	4,733	Jordan Jefferson (397-678)	2008-11
8.	4,586	Danny Etling (325-544)	2016-17
9.	4,585	Alan Risher (381-615)	1980-82
10.	4,415	Rohan Davey (286-478)	1998-2001
--	3,172	Joe Burrow (242-406)	2018-Present

TOUCHDOWN PASSES

CAREER			
1.	69	Tommy Hodson	1986-89
2.	52	JaMarcus Russell	2004-06
3.	40	Herb Tyler	1995-98
4.	37	Matt Mauck	2001-03
5.	35	Zach Mettenberger	2011-13
6.	34	Jamie Howard	1992-95
	34	Jordan Jefferson	2008-11
8.	32	Jarrett Lee	2008-11
9.	31	Matt Flynn	2004-07
	31	Alan Risher	1980-82
--	21	Joe Burrow	2018-Present

300-YARD PASSING GAMES

CAREER			
1.	7	Rohan Davey	1998-2001
2.	3	Zach Mettenberger	2011-13
	3	Jamie Howard	1992-95
4.	2	Joe Burrow	2018-present
	2	Danny Etling	2016-17
	2	Matt Flynn	2004-07
	2	JaMarcus Russell	2004-06
	2	Matt Mauck	2001-03
	2	Tommy Hodson	1986-89
	2	Jeff Wickersham	1982-85

LSU'S ALL-TIME STARTING QUARTERBACK CAREER RECORD (SINCE 1957)

YEARS	QB	CAREER RECORD BY WINS
1986-89	Tommy Hodson	31-14-1
1995-98	Herb Tyler	27-11
2004-06	JaMarcus Russell	26-4
1957-59	Warren Rabb	25-7
2008-11	Jordan Jefferson	24-8
1983-85	Jeff Wickersham	21-12-2
1960-62	Jimmy Field	20-6-2
2011-13	Zach Mettenberger	19-6
2001-03	Matt Mauck	18-2
1980-82	Alan Risher	17-14-2
2016-17	Danny Etling	16-7
2008-11	Jarrett Lee	14-4
1977-79	David Woodley	14-7
1963-65	Pat Screen	13-3-1
1970-72	Bert Jones	12-4-1
1999-01	Rohan Davey	12-5
1992-95	Jamie Howard	12-19-1
2004-07	Matt Flynn	11-2
1967-69	Mike Hillman	11-2
1966-68	Fred Haynes	11-5-1
1976-79	Steve Ensminger	11-6
2018-pres.	Joe Burrow	11-3

PLAYS

CAREER			
1.	1,307	Tommy Hodson (144 rush, 1,163 pass)	1986-89
2.	1,181	Jeff Wickersham (176 rush, 1,005 pass)	1982-85
3.	1,063	Jamie Howard (129 rush, 934 pass)	1992-95
4.	1,037	Jordan Jefferson (359 rush, 678 pass)	2008-11
5.	1,006	Herb Tyler (291 rush, 715 pass)	1995-98
6.	992	Alan Risher (377 rush, 615 pass)	1980-82
7.	936	JaMarcus Russell (139 rush, 797 pass)	2004-06
8.	884	Dalton Hilliard (882 rush, 2 pass)	1982-85
9.	859	Kevin Faulk (856 rush, 3 pass)	1995-98
10.	857	Charles Alexander (855 rush, 2 pass)	1975-78
--	535	Joe Burrow (129 rush, 406 pass)	2018-Present

TOTAL YARDS

CAREER			
1.	8,938	Tommy Hodson (-177 rush, 9,115 pass)	1986-89
2.	6,705	Jeff Wickersham (-216 rush, 6,921 pass)	1982-85
3.	6,704	JaMarcus Russell (79 rush, 6,625 pass)	2004-06
4.	6,654	Herb Tyler (778 rush, 5,876 pass)	1995-98
5.	6,010	Jamie Howard (-148 rush, 6,158 pass)	1992-95
6.	5,751	Jordan Jefferson (1,018 rush, 4,733 pass)	2008-11
7.	5,470	Zach Mettenberger (-313 rush, 5,783 pass)	2011-13
8.	5,127	Alan Risher (542 rush, 4,585 pass)	1980-82
9.	4,760	Danny Etling (174 rush, 4,586 pass)	2016-17
10.	4,492	Rohan Davey (77 rush, 4,415 pass)	1998-2001
--	3,573	Joe Burrow (401 rush, 3,172 pass)	2018-Present

MOST TOUCHDOWNS RESPONSIBLE FOR

CAREER			
1.	71	Tommy Hodson (2 rush, 69 pass)	1986-89
2.	63	Herb Tyler (23 rush, 40 pass)	1995-98
3.	56	JaMarcus Russell (4 rush, 52 pass)	2004-06
4.	53	Kevin Faulk (46 rush, 4 rec, 2 PR, 1 KOR)	1995-98
5.	50	Dalton Hilliard (44 rush, 6 rec)	1982-85
6.	46	Jordan Jefferson (12 rush, 34 pass)	2008-11
7.	44	Alan Risher (13 rush, 31 pass)	1980-82
8.	42	Leonard Fournette (40 rush, 1 rec, 1 KOR)	2014-16
9.	40	Matt Mauck (5 rush, 35 pass)	2001-03
	40	Charles Alexander (40 rush)	1975-78
--	28	Joe Burrow (7 rush, 21 pass)	2018-Present

PUNTING AVERAGE

CAREER (MIN. 65 PUNTS)			
1.	44.80	Zach Von Rosenberg (90/4,033)	ACTIVE
2.	44.58	Brad Wing (118/5,261)	2011-12
2.	44.1	Patrick Fisher (65/2,865)	2004-07
4.	42.9	Chad Kessler (186/7,976)	1994-97
5.	42.6	Jamie Keehn (184/7,837)	2012-15
6.	42.4	Derek Helton (80/3,397)	2009-10
7.	42.0	Donnie Jones (233/9,788)	2000-03
8.	41.2	Eddie Ray (153/6,309)	1967-69
9.	41.1	Chris Jackson (146/5,994)	2003-06
10.	40.6	Clay Parker (180/7,304)	1981-84

## THE LAST MEETING

**LSU** **20**

**Texas** **35**

January 1, 2003 • Cotton Bowl • Dallas, Texas

## Texas Uses Big Plays To Down LSU

Scoring plays of 51 and 39 yards by Roy Williams and a 46-yard fumble return for another score propelled ninth-ranked Texas to a 35-20 win over LSU in the Cotton Bowl. LSU jumped on the Longhorns early, taking a 10-7 advantage after the first quarter. LSU stretched the margin to 17-7 early in the second quarter on a 10-yard run by Domanick Davis. From there it was all Texas as the Longhorns responded with 21 unanswered points over the next two quarters to take a 28-17 advantage on a 39 - yard run by Williams. The Longhorns increased the margin to 35-17 early in the fourth quarter before the Tigers added a late field goal for the final margin. LSU out- gained Texas 441 to 382 for the con- test, but three Tiger turnovers proved to be the difference in the contest as the Longhorns scored points off of the miscues.

## STATISTICAL COMPARISON (2019)

Category	LSU	Texas	CONF. (FBS) RANKING	
			LSU	Texas
Record:	1-0	1-0		
Conference:	0-0	0-0		
3rd Down Conversion:	.571	.533	2(17)	5(27)
Opp. 3rd Down Conversion:	.083	.357	1(4)	5(61)
4th Down Conversion	1.000	.500	1(1)	3(40)
4th Down Conversion Defense	.000	.333	1(1)	3(62)
Fewest Penalties	70	60	6(70)	6(52)
Fewest Penalty Yards	70.0	47.0	9(90)	6(53)
1st Down Defense	8.0	25.0	1(5)	8(103)
1st Down Offense	22.0	24.0	6(65)	8(48)
Kickoff Return Defense	13.00	12.67	1(23)	1(21)
Kickoff Returns	--	26.50	--	1(20)
Net Punting	51.67	41.00	3(4)	3(45)
Passing Offense	350.0	301.0	3(18)	3(34)
Passing Yards Allowed	24.0	340.0	1(1)	10(113)
Punt Returns	13.00	.000	6(24)	--(92)
Punt Return Defense	.000	.000	1(9)	1(9)
Red Zone Offense	1.000	1.000	1(1)	1(1)
Red Zone Defense	.000	1.000	1(1)	4(71)
Rushing Defense	74.0	73.0	2(31)	2(30)
Rushing Offense	122.0	153.0	1(87)	8(75)
Sacks Allowed	.000	1.00	1(1)	4(29)
Scoring Defense	3.0	14.0	1(6)	4(36)
Scoring Offense	55.0	45.0	1(9)	5(23)
Passing Efficiency	194.62	161.59	2(12)	5(38)
Passing Efficiency Defense	54.69	122.52	1(1)	8(65)
Sacks	2.00	1.00	7(56)	7(83)
Tackles for Loss	5.0	5.0	9(74)	7(74)
Time of Possession	31.28	27.44	5(59)	10(95)
Total Defense	98.0	413.0	1(5)	9(84)
Total Offense	472.0	454.0	6(46)	8(56)
Turnover Margin	2	2	1(12)	2(12)
Turnovers Gained	2	3	5(34)	1(15)
Turnovers Lost	0	1	1(1)	4(23)

**Series Notes:** LSU will meet Texas in a regular season contest for the first time since 1954 when the teams meet in Austin on Saturday. LSU last played Texas in the 2003 Cotton Bowl in Dallas, dropping a 35-20 decision to the No. 9 Longhorns. Prior to that, the previous meeting between the teams came in the 1963 Cotton Bowl, a 13-0 LSU victory. LSU is 7-9-1 all-time against Texas, which includes a 1-7-1 mark in games played in Austin. Texas is one of nine teams on LSU's schedule that played in a bowl game in 2018. Texas (10-4 in 2018) is also one of five teams on LSU's 2019 schedule that won at least 10 games a year ago. They are joined by Georgia Southern (10-3), Utah State (11-2), Florida (10-3), and Alabama (14-1).

## The Series: Texas Leads 9-7-1

Year	Results	Rankings	Date (Site)
1896	LSU, 14-0	NR/NR	Nov. 16 at Baton Rouge
1899	UT, 29-0	NR/NR	Nov. 30 at Austin
1902	LSU, 5-0	NR/NR	Oct. 18 at San Antonio
1907	UT, 12-5	NR/NR	Oct. 19 at Austin
1910	UT, 12-0	NR/NR	Nov. 19 at Austin
1935	LSU, 18-6	NR/NR	Oct. 5 at Baton Rouge
1936	Tie, 6-6	NR/NR	Oct. 3 at Austin
1937	LSU, 9-0	NR/NR	Oct. 2 at Baton Rouge
1938	LSU, 20-0	NR/NR	Oct. 1 at Austin
1941	UT, 34-0	NR/NR	Oct. 4 at Austin
1948	UT, 33-0	NR/NR	Sept. 18 at Austin
1950	UT, 21-6	NR/#3	Dec. 9 at Austin
1952	UT, 35-14	NR/#11	Sept. 20 at Baton Rouge
1953	LSU, 20-7	NR/#11	Sept. 19 at Baton Rouge
1954	UT, 20-6	NR/#4	Sept. 18 at Austin
1963	LSU, 13-0	#7/#4	Jan. 1 at Dallas (Cotton Bowl)
2003	UT, 35-20	NR/#9	Jan. 1 at Dallas (Cotton Bowl)

At Baton Rouge: LSU leads 4-1  
 At Austin: Texas leads 7-1-1  
 At Other Sites: LSU leads 2-1  
 Ed Orgeron vs. Texas: First Meeting

# LSU GAME-BY-GAME STARTERS

		<b>FB</b>		<b>TB</b>			
		Carter 4		Fournette 2 E. Helaire 1			
				<b>QB</b>		<b>WR</b>	
				Burrow 14		Chase 8 Dillon 8 Anderson 6 Marshall Jr. 2	
<b>WR</b>		<b>TE</b>		<b>RT</b>		<b>RG</b>	
Jefferson 13 Sullivan 9 Stevens 1		Pettigrew 2 Carter 1 Moss 1 Washington1		Deculus 12 Magee 2 Charles 1 Traore 1		Lewis 14 Ingram 12 Charles 1	
				<b>C</b>		<b>LG</b>	
				Cushenberry 14		Magee 4 Hines 1	
						<b>LT</b>	
						Charles 17 Traore 2 Deculus 1 Magee 1	
<b>LCB</b>		<b>LE</b>		<b>NT</b>		<b>RE</b>	
Fulton 11		Logan 11 Fehoko 2		Shelvin 1 Fehoko 6		Lawrence24d Logan 2	
		<b>ROVER</b>		<b>ILB</b>		<b>MLB</b>	
		Stevens 1 Queen 1		Anthony 3 Queen 3 Divinity 1 Clark 1		Phillips 11 Baskerville 1 Thornton 1	
						<b>OLB</b>	
						Divinity 11 Chaisson 5 Thornton 3	
<b>Nickel</b>		<b>SS</b>		<b>FS</b>		<b>Dime</b>	
Vincent Jr. 9		Delpit 24 Monroe 1		Stevens 4 Harris Jr. 2			

(Games Played/Starts)	'16	'17	'18	'19	Total	Consecutive Starts
Dee Anderson, WR	11/2	8/0	12/4	--	31/6	-
Andre Anthony, LB	--	--	13/3	1/0	14/3	-
Avery Atkins, PK	--	--	13/0	1/0	14/0	-
Micah Baskerville	--	--	8/1	--	8/1	-
Myles Brennan, QB	--	6/0	1/0	1/0	8/0	-
Colby Brunet, WR	--	--	9/0	1/0	10/0	-
Joe Burrow, QB	--	--	13/13	1/1	14/14	14
Donavaughn Campbell, OL	4/0	1/0	3/1	1/0	9/1	-
Tory Carter, FB	--	12/1	12/4	1/0	25/5	-
Ja'Marr Chase, WR	--	--	13/7	1/1	14/8	6
K'Lavon Chaisson, LB	--	12/3	1/1	1/1	14/5	1
Saahdiq Charles, OL	--	13/9	10/10	--	23/19	-
Damone Clark, LB	--	--	13/0	1/1	14/1	1
Jarell Cherry, LB	--	--	1/0	1/0	1/0	-
Lloyd Cole, CB	--	--	--	1/0	1/0	-
Davin Cotton, DT	--	--	2/0	--	2/0	-
Chris Curry, RB	--	--	4/0	1/0	5/0	-
Lloyd Cushenberry II, C	--	11/0	13/13	1/1	25/14	14
Tyrion Davis-Price, RB	--	--	--	1/0	1/0	-
Austin Deculus, OL	--	13/0	13/12	1/1	27/13	13
Grant Delpit S	--	13/10	13/13	1/1	27/24	15
Derrick Dillon, WR	8/0	13/3	13/5	1/0	35/8	-
Michael Divinity Jr., LB	9/0	11/1	12/11	--	32/12	-
Clyde Edwards-Helaire, RB	--	13/0	13/0	1/1	27/1	1
John Emery Jr., RB	--	--	--	1/0	1/0	-
Neil Farrel Jr., DE	--	5/0	10/0	1/0	16/0	-
Breiden Fehoko, DL	--	--	8/8	1/0	9/8	-
Blake Ferguson, SNP	2/0	13/0	13/0	1/0	29/0	-
Cordale Flott, CB	--	--	--	1/0	1/0	-
Lanard Fournette, RB	3/0	5/0	13/2	1/0	22/2	-
Kristian Fulton, DB	3/0	--	10/10	1/1	14/11	11
Maurice Hampton Jr., S	--	--	--	1/0	1/0	-
Todd Harris Jr., S	--	13/0	11/1	1/1	25/2	1
Chasen Hines, OL	--	--	8/1	1/0	9/1	-
Justin Jefferson, WR	--	6/0	13/12	1/1	20/13	6
Nelson Jenkins, DT	--	--	1/0	--	1/0	-

(Games Played/Starts)	'16	'17	'18	'19	Total	Consecutive Starts
Raydarius Jones, CB	--	--	--	1/0	1/0	-
Kenan Jones, WR	--	--	13/0	--	13/0	-
Jontre Kirklín, CB	--	12/0	12/0	1/0	25/0	-
Rashard Lawrence, DE	9/0	10/10	13/13	1/1	33/24	22
Devonta Lee, WR	--	--	--	1/0	1/0	-
Cameron Lewis, S	--	2/0	3/0	1/0	6/0	-
Damien Lewis, OG	--	--	13/13	1/1	14/14	14
Glen Logan, DE	--	12/2	13/10	1/1	26/13	5
Adrian Magee, OG	3/0	12/1	10/4	1/1	25/6	1
Terrace Marshall Jr., WR	--	--	13/1	1/1	14/2	1
Kendall McCallum, LB	--	--	--	1/0	1/0	-
Racey McMath, WR	--	2/0	12/0	1/0	15/0	-
Wesley McKoy, WR	--	--	1/0	--	1/0	-
Eric Monroe, DB	1/0	13/1	4/0	1/0	19/1	-
Travez Moore, LB	--	--	3/0	--	3/0	-
Thaddeus Moss, TE	--	--	--	1/1	1/1	1
Manny Netherly, DB	--	1/0	11/0	--	12/0	-
Trey Palmer, WR	--	--	--	1/0	1/0	-
Jamal Pettigrew, TE	--	13/2	--	1/0	14/2	-
Jacob Phillips, LB	--	12/0	12/11	1/1	25/12	1
Tae Provens, RB	--	--	2/0	--	2/0	-
Patrick Queen, LB	--	12/0	13/4	1/0	26/4	3
Tyler Shelvin, DT	--	--	6/0	1/1	7/1	1
Jared Small	--	--	4/0	1/0	5/0	-
Carlton Smith, LB	--	--	--	1/0	1/0	-
JaCoby Stevens, S	--	6/1	11/4	1/1	18/6	5
Derek Singley Jr., CB	--	--	--	1/1	1/1	1
Stephen Sullivan, WR	8/0	13/8	13/1	--	34/9	-
Justin Thomas, DE	--	2/0	5/0	--	7/0	-
Ray Thornton, LB	--	6/2	12/2	1/0	19/4	-
Badara Traore, OT	--	--	13/2	1/1	14/3	1
Kary Vincent Jr., CB	--	11/3	13/7	1/0	25/10	-
Zach Von Rosenberg, P	--	11/0	13/0	1/0	25/0	-
Cade York, K	--	--	--	1/0	1/0	-



## GAME-BY-GAME PARTICIPATION

##	PLAYER	GP/GS	GS	TEXAS	NSU	VANDY	USU	UF	MSU	AUB	UA	OM	ARK	TAMU
22	C. Ed.-Helaire	1/1	START											
46	Andre Anthony	1/-	XXX											
32	Avery Atkins	1/-	XXX											
15	Myles Brennan	1/-	XXX											
89	Colby Brunet	1/-	XXX											
9	Joe Burrow	1/1	START											
71	D. Campbell	1/-	XXX											
44	Tory Carter	1/-	XXX											
18	K. Chaisson	1/1	START											
1	Ja'Marr Chase	1/1	START											
55	Jarell Cherry	1/-	XXX											
35	Damone Clark	1/1	START											
34	Lloyd Cole	1/-	XXX											
24	Chris Curry	1/-	XXX											
79	L. Cushenberry	1/1	START											
3	Ty Davis-Price	1/-	XXX											
76	Austin Deculus	1/1	START											
7	Grant Delpit	1/1	START											
19	Derrick Dillon	1/-	XXX											
4	John Emery	1/-	XXX											
94	Joseph Evans	1/-	XXX											
92	Neil Farrell	1/-	XXX											
91	Breiden Fehoko	1/-	XXX											
48	Blake Ferguson	1/-	XXX											
25	Cordale Flott	1/-	XXX											
27	La. Fournette	1/-	XXX											
1	Kristian Fulton	1/-	XXX											
14	Maurice Hampton	1/-	XXX											
4	Todd Harris	1/1	START											
57	Chasen Hines	1/-	XXX											
62	Siaki Ika	1/-	XXX											
2	Just. Jefferson	1/1	START											
83	Jaray Jenkins	1/-	XXX											
29	Ray Jones	1/-	XXX											
13	Jontre Kirklin	1/-	XXX											
90	R. Lawrence	1/1	START											
5	Devonta Lee	1/-	XXX											
31	Cameron Lewis	1/-	XXX											
68	Damien Lewis	1/1	START											
97	Glen Logan	1/1	START											
73	Adrian Magee	1/1	START											
6	T. Marshall	1/1	START											
86	Michael Martin	1/-	XXX											
26	K. McCallum	1/-	XXX											
84	TK McLendon	1/-	XXX											
17	Racey McMath	1/-	XXX											
42	Aaron Moffitt	1/-	XXX											
11	Eric Monroe	1/-	X X X											
81	Thaddeus Moss	1/1	START											
33	Trey Palmer	1/-	X X X											
80	Jamal Pettigrew	1/-	X X X											
6	Jacob Phillips	1/1	START											
8	Patrick Queen	1/-	X X X											
38	Z.Von Rosenberg	1/-	X X X											
51	Dare Rosenthal	1/-	X X X											
65	Jakori Savage	1/-	X X X											
72	Tyler Shelvin	1/1	START											
58	Jared Small	1/-	X X X											
41	Carlton Smith	1/-	X X X											
3	JaCoby Stevens	1/1	START											
24	Derek Stingley	1/1	START											
43	Ray Thornton	1/-	X X X											
74	Badara Traore	1/1	START											
69	Charles Turner	1/-	X X X											
5	Kary Vincent	1/-	X X X											
61	Cameron Wire	1/-	X X X											
36	Cade York	1/-	X X X											

## GAME-BY-GAME NOTABLES

Opponent	Captains	Coin Toss	Kickoff/Receive	LSU 1st Poss.	Game Time (CT)	Game Length	Jerseys	Result
vs. Ga. Southern at Texas	Burrow, McMath, Chaisson, Cushenberry III	Lost	Receive	Touchdown	6:32 pm	3:02	White	55-3 (W)
vs. NSU at Vanderbilt								
vs. Utah St.								
vs. Florida at Mississippi St.								
vs. Auburn at Alabama								
at Ole Miss								
vs. Arkansas								
vs. Texas A&M								

## 2019 OFFENSIVE GAME-BY-GAME STARTERS

[illegible]

## 2019 DEFENSIVE GAME-BY-GAME STARTERS

[illegible]

LSU'S 20-YARD PLAYS

Play Breakdown

Pass.....	3
Rush.....	0
TOTAL.....	0

BY GAME

vs. Georgia Southern .....	3
at Texas .....	0
vs. Northwestern St. ....	0
at Vanderbilt .....	0
vs. Utah State .....	0
vs. Florida.....	0
at Mississippi State .....	0
vs. Auburn .....	0
at Alabama.....	0
at Ole Miss .....	0
vs. Arkansas .....	0
vs. Texas A&M .....	0
TOTAL.....	0

BY QUARTER

1st .....	1
2nd .....	1
3rd .....	1
4th .....	0
Overtime.....	0

RUSHING

PASSING

Joe Burrow .....	3
------------------	---

RECEIVING

Justin Jefferson .....	1
Thaddeus Moss .....	1
Derrick Dillon.....	1

20 OR MORE TOUCHDOWNS

20-Plus Yards Plays of 2019

Yards	Type	Player	Opp.	Qtr.
44	Pass	Justin Jefferson from Joe Burrow	GS	1
44	Pass	Thaddeus Moss from Joe Burrow	GS	2
32	Pass	Derrick Dillon from Joe Burrow	GS	3

*\*Denotes play resulted in touchdown.*



## LSU TEAM GAME HIGHS

Rushes	33	vs Georgia Southern (Aug 31, 2019)
Yards Rushing	122	vs Georgia Southern (Aug 31, 2019)
Yards Per Rush	3.7	vs Georgia Southern (Aug 31, 2019)
TD Rushes	2	vs Georgia Southern (Aug 31, 2019)
Pass attempts	39	vs Georgia Southern (Aug 31, 2019)
Pass completions	30	vs Georgia Southern (Aug 31, 2019)
Yards Passing	350	vs Georgia Southern (Aug 31, 2019)
Yards Per Pass	9.0	vs Georgia Southern (Aug 31, 2019)
TD Passes	5	vs Georgia Southern (Aug 31, 2019)
Total Plays	72	vs Georgia Southern (Aug 31, 2019)
Total Offense	472	vs Georgia Southern (Aug 31, 2019)
Yards Per Play	6.6	vs Georgia Southern (Aug 31, 2019)
Points	55	vs Georgia Southern (Aug 31, 2019)
Sacks By	2	vs Georgia Southern (Aug 31, 2019)
First Downs	22	vs Georgia Southern (Aug 31, 2019)
Penalties	7	vs Georgia Southern (Aug 31, 2019)
Penalty Yards	70	vs Georgia Southern (Aug 31, 2019)
Punts	3	vs Georgia Southern (Aug 31, 2019)
Punting Avg	51.7	vs Georgia Southern (Aug 31, 2019)
Long Punt	53	vs Georgia Southern (Aug 31, 2019)
Punts inside 20	3	vs Georgia Southern (Aug 31, 2019)
Long Punt Return	32	vs Georgia Southern (Aug 31, 2019)

## LSU INDIVIDUAL GAME HIGHS

Rushes	9	C. Ed.-Helaire vs Georgia Southern (Aug 31, 2019)
Yards Rushing	45	C. Ed.-Helaire vs Georgia Southern (Aug 31, 2019)
TD Rushes	1	C. Ed.-Helaire vs Georgia Southern (Aug 31, 2019)
		La. Fournette vs Georgia Southern (Aug 31, 2019)
Long Rush	20	Chris Curry vs Georgia Southern (Aug 31, 2019)
Pass attempts	27	Joe Burrow vs Georgia Southern (Aug 31, 2019)
Pass completions	23	Joe Burrow vs Georgia Southern (Aug 31, 2019)
Yards Passing	278	Joe Burrow vs Georgia Southern (Aug 31, 2019)
TD Passes	5	Joe Burrow vs Georgia Southern (Aug 31, 2019)
Long Pass	44	Joe Burrow vs Georgia Southern (Aug 31, 2019)
Receptions	5	Just. Jefferson vs Georgia Southern (Aug 31, 2019)
Yards Receiving	87	Just. Jefferson vs Georgia Southern (Aug 31, 2019)
TD Receptions	3	T. Marshall vs Georgia Southern (Aug 31, 2019)
Long Reception	44	Just. Jefferson vs Georgia Southern (Aug 31, 2019)
		Thaddeus Moss vs Georgia Southern (Aug 31, 2019)
Field Goals	2	Cade York vs Georgia Southern (Aug 31, 2019)
Long Field Goal	48	Cade York vs Georgia Southern (Aug 31, 2019)
Punts	3	Z.Von Rosenberg vs Georgia Southern (Aug 31, 2019)
Punting Avg	51.7	Z.Von Rosenberg vs Georgia Southern (Aug 31, 2019)
Long Punt	53	Z.Von Rosenberg vs Georgia Southern (Aug 31, 2019)
Punts inside 20	3	Z.Von Rosenberg vs Georgia Southern (Aug 31, 2019)
Long Punt Return	32	Derek Stingley vs Georgia Southern (Aug 31, 2019)
Tackles	10	Jacob Phillips vs Georgia Southern (Aug 31, 2019)
Sacks	1.0	R. Lawrence vs Georgia Southern (Aug 31, 2019)
		Neil Farrell vs Georgia Southern (Aug 31, 2019)
Tackles For Loss	1.5	Grant Delpit vs Georgia Southern (Aug 31, 2019)

## OPPONENT TEAM GAME HIGHS

Rushes	39	vs Georgia Southern (Aug 31, 2019)
Yards Rushing	74	vs Georgia Southern (Aug 31, 2019)
Yards Per Rush	1.9	vs Georgia Southern (Aug 31, 2019)
Pass attempts	11	vs Georgia Southern (Aug 31, 2019)
Pass completions	4	vs Georgia Southern (Aug 31, 2019)
Yards Passing	24	vs Georgia Southern (Aug 31, 2019)
Yards Per Pass	2.2	vs Georgia Southern (Aug 31, 2019)
Total Plays	50	vs Georgia Southern (Aug 31, 2019)
Total Offense	98	vs Georgia Southern (Aug 31, 2019)
Yards Per Play	2.0	vs Georgia Southern (Aug 31, 2019)
Points	3	vs Georgia Southern (Aug 31, 2019)
First Downs	8	vs Georgia Southern (Aug 31, 2019)
Penalties	5	vs Georgia Southern (Aug 31, 2019)
Penalty Yards	20	vs Georgia Southern (Aug 31, 2019)
Turnovers	2	vs Georgia Southern (Aug 31, 2019)
Punts	9	vs Georgia Southern (Aug 31, 2019)
Punting Avg	44.0	vs Georgia Southern (Aug 31, 2019)
Long Punt	74	vs Georgia Southern (Aug 31, 2019)
Punts inside 20	2	vs Georgia Southern (Aug 31, 2019)

## OPPONENT INDIVIDUAL GAME HIGHS

Rushes	13	L. Wright, vs Georgia Southern (Aug 31, 2019)
Yards Rushing	37	L. Wright, vs Georgia Southern (Aug 31, 2019)
Long Rush	11	L. Wright, vs Georgia Southern (Aug 31, 2019)
Pass attempts	8	J. Tomlin, vs Georgia Southern (Aug 31, 2019)
Pass completions	3	J. Tomlin, vs Georgia Southern (Aug 31, 2019)
Yards Passing	24	J. Tomlin, vs Georgia Southern (Aug 31, 2019)
Long Pass	12	J. Tomlin, vs Georgia Southern (Aug 31, 2019)
Receptions	1	K. Hood, vs Georgia Southern (Aug 31, 2019)
		C. Brown, vs Georgia Southern (Aug 31, 2019)
		M. Murray, vs Georgia Southern (Aug 31, 2019)
		M. LaRoche, vs Georgia Southern (Aug 31, 2019)
Yards Receiving	12	K. Hood, vs Georgia Southern (Aug 31, 2019)
Long Reception	12	K. Hood, vs Georgia Southern (Aug 31, 2019)
Field Goals	1	T. Bass, vs Georgia Southern (Aug 31, 2019)
Long Field Goal	47	T. Bass, vs Georgia Southern (Aug 31, 2019)
Punts	9	A. Beck II, vs Georgia Southern (Aug 31, 2019)
Punting Avg	44.0	A. Beck II, vs Georgia Southern (Aug 31, 2019)
Long Punt	74	A. Beck II, vs Georgia Southern (Aug 31, 2019)
Punts inside 20	2	A. Beck II, vs Georgia Southern (Aug 31, 2019)
Long Kickoff Return	13	M. Brinson, vs Georgia Southern (Aug 31, 2019)
Tackles	16	R. Byrd, vs Georgia Southern (Aug 31, 2019)
Tackles For Loss	3.5	R. Byrd, vs Georgia Southern (Aug 31, 2019)

DRIVE SUPERLATIVES

<b>Longest Drive</b>		<b>LSU</b>	<b>Opponents</b>
No. of Plays	10 vs. Georgia Southern (8/1/19) results in Touchdown		10 by Georgia Southern (8/1/19) results in Field Goal
By No. of Yards	80 vs. Georgia Southern (8/1/19) results in Touchdown		45 by Georgia Southern (8/1/19) results in Field Goal
By Time of Possession	4:08 Georgia Southern (8/1/19) results in Punt		4:45 by Georgia Southern (8/1/19) results in Field Goal
<b>Shortest Drive</b>		<b>LSU</b>	<b>Opponents</b>
By No. of Plays	1 Georgia Southern (8/1/19) results in End of Game		3 by Georgia Southern (8/1/19) results in Punt
By No. of Yards	1 Georgia Southern (8/1/19) results in End of Game		0 by Georgia Southern (8/1/19) results in Fumble
By Time of Possession	0:33 Georgia Southern (8/1/19) results in End of Game		0:58 by Georgia Southern (8/1/19) results in End of Half

SCORING DRIVE BREAKDOWN

Yardage	LSU		Opponent	
	TD	FG	TD	FG
No. Drive	-	-	-	-
Neg. Yards	-	-	-	-
0-9	-	-	-	-
10-19	-	1	-	-
20-29	2	-	-	-
30-39	1	-	-	-
40-49	-	1	-	1
50-59	2	-	-	-
60-69	-	-	-	-
70-79	1	-	-	-
80-89	1	-	-	-
90-99	-	-	-	-
TOTALS	7	2	-	1

GAME-OPENING DRIVES

	LSU			Opponent		
	PTS	1STS	YDS	PTS	1STS	YDS
Georgia Southern	7	3	75	0	0	4
at Texas	-	-	-	-	-	-
Northwestern State	-	-	-	-	-	-
at Vanderbilt	-	-	-	-	-	-
Utah State	-	-	-	-	-	-
Florida	-	-	-	-	-	-
at Mississippi State	-	-	-	-	-	-
Auburn	-	-	-	-	-	-
at Alabama	-	-	-	-	-	-
at Ole Miss	-	-	-	-	-	-
Arkansas	-	-	-	-	-	-
Texas A&M	-	-	-	-	-	-
TOTALS	-	-	-	-	-	-

LSU DRIVE CHARTS

GEORGIA SOUTHERN					
QTR	TIME	START	PL-YDS	TOP	RESULT
1	15:00	LSU 25	6 - 75	2:24	TD
1	10:23	GS 34	6 - 34	2:13	TD
1	6:59	LSU 48	10 - 52	3:50	TD
1	0:10	GS 26	5 - 26	2:00	TD
2	11:17	GS 25	4 - 25	1:19	TD
2	5:13	LSU 25	3 - 5	1:08	Punt
2	2:14	LSU 20	5 - 80	1:16	TD
3	13:24	LSU 35	7 - 44	2:36	FG
3	9:34	LSU 41	9 - 59	3:47	TD
3	3:33	LSU 23	6 - 17	2:25	Punt
4	14:47	GS 46	7 - 16	3:49	FG
4	7:02	LSU 13	5 - 30	4:08	Punt
4	0:33	LSU 19	1 - 1	0:33	Final

THREE AND OUTS

	LSU	Opponents
	THREE AND OUTS/DRIVES	THREE AND OUTS/DRIVES
Georgia Southern	1/13 (7.7%)	8/13 (61.5%)
at Texas	-	-
Northwestern State	-	-
at Vanderbilt	-	-
Utah State	-	-
Florida	-	-
at Mississippi State	-	-
Auburn	-	-
at Alabama	-	-
at Ole Miss	-	-
Arkansas	-	-
Texas A&M	-	-
TOTALS	-	-

SECOND-HALF OPENING DRIVES

	LSU			Opponent		
	PTS	1STS	YDS	PTS	1STS	YDS
Georgia Southern	3	2	44	0	0	1
at Texas	-	-	-	-	-	-
Northwestern State	-	-	-	-	-	-
at Vanderbilt	-	-	-	-	-	-
Utah State	-	-	-	-	-	-
Florida	-	-	-	-	-	-
at Mississippi State	-	-	-	-	-	-
Auburn	-	-	-	-	-	-
at Alabama	-	-	-	-	-	-
at Ole Miss	-	-	-	-	-	-
Arkansas	-	-	-	-	-	-
Texas A&M	-	-	-	-	-	-
TOTALS	-	-	-	-	-	-

OPPONENT DRIVE CHARTS

GEORGIA SOUTHERN					
QTR	TIME	START	PL-YDS	TOP	RESULT
1	12:36	GS 25	3 - 4	2:13	Punt
1	8:10	GS 25	3 - 3	1:11	Punt
1	3:09	GS 25	5 - 11	2:59	Fumble
2	13:10	GS 25	3 - 0	1:53	Fumble
2	9:58	GS 25	10 - 45	4:45	FG
2	4:05	GS 32	3 - 2	1:51	Punt
2	0:58	GS 25	3 - 15	0:58	Halftime
3	15:00	GS 25	3 - 1	1:36	Punt
3	10:48	GS 25	3 - 3	1:14	Punt
3	5:47	GS 25	3 - 8	2:14	Punt
3	1:08	GS 10	3 - 3	1:21	Punt
4	10:52	GS 13	6-32	3:50	Punt
4	2:54	GS 05	3 - 2	2:21	Punt



## OFFENSIVE LINE SNAPS PLAYED

[illegible]

## OFFENSIVE LINE KNOCKDOWNS

[illegible]



## TEAM STATISTICS

	LSU	Opp.
SCORING	55	3
Points Per Game	55.0	3.0
Points Off Turnovers	14	0
FIRST DOWNS	22	8
Rushing	8	3
Passing	13	2
Penalty	1	3
RUSHING YARDAGE	122	74
Yards gained rushing	128	95
Yards lost rushing	6	21
Rushing Attempts	33	39
Average Per Rush	3.7	1.9
Average Per Game	122.0	74.0
TDs Rushing	2	0
PASSING YARDAGE	350	24
Comp-Att-Int	30-39-0	4-11-0
Average Per Pass	9.0	2.2
Average Per Catch	11.7	6.0
Average Per Game	350.0	24.0
TDs Passing	5	0
TOTAL OFFENSE	472	98
Total Plays	72	50
Average Per Play	6.6	2.0
Average Per Game	472.0	98.0
KICK RETURNS: #-Yards	0-0	1-13
PUNT RETURNS: #-Yards	4-52	0-0
INT RETURNS: #-Yards	0-0	0-0
KICK RETURN AVERAGE	0.0	13.0
PUNT RETURN AVERAGE	13.0	0.0
INT RETURN AVERAGE	0.0	0.0
FUMBLES-LOST	0-0	2-2
PENALTIES-Yards	7-70	5-20
Average Per Game	70.0	20.0
PUNTS-Yards	3-155	9-396
Average Per Punt	51.7	44.0
Net punt average	51.7	38.2
KICKOFFS-Yards	10-650	2-105
Average Per Kick	65.0	52.5
Net kick average	41.2	40.0
TIME OF POSSESSION/Game	31:28	28:32
3RD-DOWN Conversions	8/14	1/12
3rd-Down Pct	57%	8%
4TH-DOWN Conversions	1/1	0/0
4th-Down Pct	100%	0%
SACKS BY-Yards	2-14	0-0
MISC YARDS	0	0
TOUCHDOWNS SCORED	7	0
FIELD GOALS-ATTEMPTS	2-2	1-1
ON-SIDE KICKS	0-0	0-0
RED-ZONE SCORES	(7-7) 100%	(0-0) 0%
RED-ZONE TOUCHDOWNS	(7-7) 100%	(0-0) 0%
PAT-ATTEMPTS	(7-7) 100%	(0-0) 0%
ATTENDANCE	97420	0
Games/Avg Per Game	1/97420	0/0
Neutral Site Games	0/0	

Score by quarters	1st	2nd	3rd	4th	OT	Total
LSU	21	21	10	3		55
Opponents	0	3	0	0		3

## GAME RESULTS

Sep 01, 2019 vs Georgia Southern W 55-3 1-0-0 0-0-0 3:02 97420

## SCORING

	TD	FGs	PATs Kick	Rush	Rcv	Pass	DXP	Saf	Points
Terrace Marshall Jr.	3	0-0	0-0	0-0	0	0-0	0	0	18
Cade York	0	2-2	7-7	0-0	0	0-0	0	0	13
Ja'Marr Chase	1	0-0	0-0	0-0	0	0-0	0	0	6
Lanard Fournette	1	0-0	0-0	0-0	0	0-0	0	0	6
Justin Jefferson	1	0-0	0-0	0-0	0	0-0	0	0	6
Clyde Edwards-Helaire	1	0-0	0-0	0-0	0	0-0	0	0	6
<b>Total</b>	<b>7</b>	<b>2-2</b>	<b>7-7</b>	<b>0-0</b>	<b>0</b>	<b>0-0</b>	<b>0</b>	<b>0</b>	<b>55</b>
<b>Opponents</b>	<b>0</b>	<b>1-1</b>	<b>0-0</b>	<b>0-0</b>	<b>0</b>	<b>0-0</b>	<b>0</b>	<b>0</b>	<b>3</b>

## TOTAL OFFENSE

	GP	Plays	Rush	Pass	Total	Avg/G
Joe Burrow	1	28	2	278	280	280.0
Myles Brennan	1	15	3	72	75	75.0
Clyde Edwards-Helaire	1	9	45	0	45	45.0
Chris Curry	1	2	23	0	23	23.0
John Emery Jr.	1	6	20	0	20	20.0
Lanard Fournette	1	6	19	0	19	19.0
Tyrion Davis-Price	1	5	11	0	11	11.0
Team	1	1	-1	0	-1	-1.0
<b>Total</b>	<b>1</b>	<b>72</b>	<b>122</b>	<b>350</b>	<b>472</b>	<b>472.0</b>
<b>Opponents</b>	<b>1</b>	<b>50</b>	<b>74</b>	<b>24</b>	<b>98</b>	<b>98.0</b>

## RUSHING

	GP	Att	Gain	Loss	Net	Avg	TD	Long	Avg/G
Clyde Edwards-Helaire	1-1	9	45	0	45	5.0	1	13	45.0
Chris Curry	1-0	2	23	0	23	11.5	0	20	23.0
John Emery Jr.	1-0	6	20	0	20	3.3	0	7	20.0
Lanard Fournette	1-0	6	20	1	19	3.2	1	10	19.0
Tyrion Davis-Price	1-0	5	13	2	11	2.2	0	8	11.0
Myles Brennan	1-0	3	5	2	3	1.0	0	4	3.0
Joe Burrow	1-1	1	2	0	2	2.0	0	2	2.0
Team	1-0	1	0	1	-1	-1.0	0	0	-1.0
<b>Total</b>	<b>1</b>	<b>33</b>	<b>128</b>	<b>6</b>	<b>122</b>	<b>3.7</b>	<b>2</b>	<b>20</b>	<b>122.0</b>
<b>Opponents</b>	<b>1</b>	<b>39</b>	<b>95</b>	<b>21</b>	<b>74</b>	<b>1.9</b>	<b>0</b>	<b>11</b>	<b>74.0</b>

## PASSING

PASSING	GP	Effic	Cmp-Att-Int	Pct	Yards	TD	Long	Avg/G
Joe Burrow	1-1	232.8	23-27-0	85.2	278	5	44	278.0
Myles Brennan	1-0	108.7	7-12-0	58.3	72	0	32	72.0
<b>Total</b>	<b>1</b>	<b>194.6</b>	<b>30-39-0</b>	<b>76.9</b>	<b>350</b>	<b>5</b>	<b>44</b>	<b>350.0</b>
<b>Opponents</b>	<b>1</b>	<b>54.7</b>	<b>4-11-0</b>	<b>36.4</b>	<b>24</b>	<b>0</b>	<b>12</b>	<b>24.0</b>

## RECEIVING

	GP	No.	Yards	Avg	TD	Long	Avg/G
Justin Jefferson	1-1	5	87	17.4	1	44	87.0
Terrace Marshall Jr.	1-1	4	31	7.8	3	11	31.0
Clyde Edwards-Helaire	1-1	4	31	7.8	0	15	31.0
Lanard Fournette	1-0	3	16	5.3	0	10	16.0
Thaddeus Moss	1-1	2	61	30.5	0	44	61.0
Tyrion Davis-Price	1-0	2	24	12.0	0	15	24.0
Ja'Marr Chase	1-1	2	21	10.5	1	13	21.0
Chris Curry	1-0	2	14	7.0	0	9	14.0
Derrick Dillon	1-0	1	32	32.0	0	32	32.0
John Emery Jr.	1-0	1	17	17.0	0	17	17.0
TK McLendon	1-0	1	12	12.0	0	12	12.0
Trey Palmer	1-0	1	6	6.0	0	6	6.0
Devonta Lee	1-0	1	-1	-1.0	0	0	-1.0
Jamal Pettigrew	1-0	1	-1	-1.0	0	0	-1.0
<b>Total</b>	<b>1</b>	<b>30</b>	<b>350</b>	<b>11.7</b>	<b>5</b>	<b>44</b>	<b>350.0</b>
<b>Opponents</b>	<b>1</b>	<b>4</b>	<b>24</b>	<b>6.0</b>	<b>0</b>	<b>12</b>	<b>24.0</b>

## ALL-PURPOSE

	GP	Rush	Rcv	PR	KR	IR	Total	Avg/G
Justin Jefferson	1	0	87	0	0	0	87	87.0
Clyde Edwards-Helaire	1	45	31	0	0	0	76	76.0
Thaddeus Moss	1	0	61	0	0	0	61	61.0
Derek Stingley Jr.	1	0	0	52	0	0	52	52.0
Chris Curry	1	23	14	0	0	0	37	37.0
John Emery Jr.	1	20	17	0	0	0	37	37.0
Tyrion Davis-Price	1	11	24	0	0	0	35	35.0
Lanard Fournette	1	19	16	0	0	0	35	35.0
Derrick Dillon	1	0	32	0	0	0	32	32.0
Terrace Marshall Jr.	1	0	31	0	0	0	31	31.0
Ja'Marr Chase	1	0	21	0	0	0	21	21.0
TK McLendon	1	0	12	0	0	0	12	12.0
Trey Palmer	1	0	6	0	0	0	6	6.0
Myles Brennan	1	3	0	0	0	0	3	3.0
Joe Burrow	1	2	0	0	0	0	2	2.0
Devonta Lee	1	0	-1	0	0	0	-1	-1.0
Jamal Pettigrew	1	0	-1	0	0	0	-1	-1.0
Team	1	-1	0	0	0	0	-1	-1.0
<b>Total</b>	<b>1</b>	<b>122</b>	<b>350</b>	<b>52</b>	<b>0</b>	<b>0</b>	<b>524</b>	<b>524.0</b>
<b>Opponents</b>	<b>1</b>	<b>74</b>	<b>24</b>	<b>0</b>	<b>13</b>	<b>0</b>	<b>111</b>	<b>111.0</b>

## PUNT RETURNS

	No.	Yards	Avg	TD	Long
Derek Stingley Jr.	4	52	13.0	0	32
<b>Total</b>	<b>4</b>	<b>52</b>	<b>13.0</b>	<b>0</b>	<b>32</b>
<b>Opponents</b>	<b>0</b>	<b>0</b>	<b>0.0</b>	<b>0</b>	<b>0</b>

## INTERCEPTIONS

	No.	Yards	Avg	TD	Long
<b>Total</b>	<b>0</b>	<b>0</b>	<b>0.0</b>	<b>0</b>	<b>0</b>
<b>Opponents</b>	<b>0</b>	<b>0</b>	<b>0.0</b>	<b>0</b>	<b>0</b>

## KICK RETURNS

	No.	Yards	Avg	TD	Long
<b>Total</b>	<b>0</b>	<b>0</b>	<b>0.0</b>	<b>0</b>	<b>0</b>
<b>Opponents</b>	<b>1</b>	<b>13</b>	<b>13.0</b>	<b>0</b>	<b>13</b>

## FUMBLE RETURNS

	No.	Yards	Avg	TD	Long
Patrick Queen	1	10	10.0	0	10
<b>Total</b>	<b>1</b>	<b>10</b>	<b>10.0</b>	<b>0</b>	<b>10</b>
<b>Opponents</b>	<b>0</b>	<b>0</b>	<b>0.0</b>	<b>0</b>	<b>0</b>

## PUNTING

	No.	Yards	Avg	Long	TB	FC	I20	50+	Blkd
Zach Von Rosenberg	3	155	51.7	53	0	1	3	3	0
<b>Total</b>	<b>3</b>	<b>155</b>	<b>51.7</b>	<b>53</b>	<b>0</b>	<b>1</b>	<b>3</b>	<b>3</b>	<b>0</b>
<b>Opponents</b>	<b>9</b>	<b>396</b>	<b>44.0</b>	<b>74</b>	<b>0</b>	<b>3</b>	<b>2</b>	<b>2</b>	<b>0</b>

## KICKOFFS

	No.	Yards	Avg	TB	OB	Retn	Net	YdLn
Avery Atkins	10	650	65.0	9	0	0		
<b>Total</b>	<b>10</b>	<b>650</b>	<b>65.0</b>	<b>9</b>	<b>0</b>	<b>13.0</b>	<b>41.2</b>	<b>23</b>
<b>Opponents</b>	<b>2</b>	<b>105</b>	<b>52.5</b>	<b>1</b>	<b>0</b>	<b>0.0</b>	<b>40.0</b>	<b>25</b>

## FIELD GOALS

FIELD GOALS	Md-Att	Pct	01-19	20-29	30-39	40-49	50-99	Long	Blkd
Cade York	2-2	100.0	0-0	0-0	1-1	1-1	0-0	48	0

## FG SEQUENCE

	LSU	Opponents
Georgia Southern	(39),(48)	(47)

Numbers in (parentheses) indicate field goal was made.

## DEFENSIVE LEADERS

		GP	Tackles		Total	TFL-Yds	Sacks No-Yds	Pass Defense				Fumbles		Blkd	
			Solo	Ast				Int-Yds	BU	PD	Qbh	Rcv-Yds	FF	Kick	Saf
6	Jacob Phillips	1-1	3	7	10	.	.	.	.	.	1	.	.	.	.
35	Damone Clark	1-1	1	8	9	.	.	.	.	.	.	.	.	.	.
92	Neil Farrell	1-0	2	6	8	1.0-2	1.0-2	.	1	1	.	.	.	.	.
3	JaCoby Stevens	1-1	3	4	7	0.5-2	.	.	.	.	.	.	.	.	.
72	Tyler Shelvin	1-1	1	5	6	1.0-2	.	.	.	.	.	.	.	.	.
18	K. Chaisson	1-1	1	4	5	.	.	.	.	.	.	.	1	.	.
7	Grant Delpit	1-1	2	2	4	1.5-3	.	.	.	.	.	1-0	.	.	.
97	Glen Logan	1-1	.	3	3	.	.	.	.	.	.	.	.	.	.
8	Patrick Queen	1-0	.	2	2	.	.	.	.	.	.	1-10	.	.	.
46	Andre Anthony	1-0	1	1	2	.	.	.	.	.	.	.	.	.	.
43	Ray Thornton	1-0	1	1	2	.	.	.	.	.	.	.	.	.	.
62	Siaki Ika	1-0	1	.	1	.	.	.	.	.	.	.	.	.	.
94	Joseph Evans	1-0	.	1	1	.	.	.	.	.	.	.	.	.	.
31	Cameron Lewis	1-0	1	.	1	.	.	.	.	.	.	.	.	.	.
58	Jared Small	1-0	.	1	1	.	.	.	.	.	.	.	.	.	.
90	R. Lawrence	1-1	1	.	1	1.0-12	1.0-12	.	.	.	.	.	1	.	.
11	Eric Monroe	1-0	1	.	1	.	.	.	.	.	.	.	.	.	.
1C	Kristian Fulton	1-0	1	.	1	.	.	.	1	1	.	.	.	.	.
5	Kary Vincent	1-0	.	1	1	.	.	.	.	.	.	.	.	.	.
4S	Todd Harris	1-1	1	.	1	.	.	..	.	.	.	.	.	.	.
<b>Total</b>		<b>1-0</b>	<b>21</b>	<b>46</b>	<b>67</b>	<b>5-21</b>	<b>2-14</b>	.	<b>2</b>	<b>2</b>	<b>1</b>	<b>2-10</b>	<b>2</b>	.	.
<b>Opponents</b>		<b>1-0</b>	<b>30</b>	<b>58</b>	<b>88</b>	<b>7-9</b>	<b>0-0</b>	.	<b>5</b>	<b>5</b>	.	.	.	.	.

## TEAM STATISTICS

Date	Opponent	Rushing				Receiving				Passing				Kick Ret				Punt Ret				tot off
		no.	yds	td	lg	no.	yds	td	lg	c-a-i	yds	td	lg	no.	yds	td	lg	no.	yds	td	lg	
Aug 31, 2019	GEORGIA SOUTHERN	33	122	2	20	30	350	5	44	30-39-0	350	5	44	0	0	0	0	4	52	0	32	472
<b>LSU</b>		<b>33</b>	<b>122</b>	<b>2</b>	<b>20</b>	<b>30</b>	<b>350</b>	<b>5</b>	<b>44</b>	<b>30-39-0</b>	<b>350</b>	<b>5</b>	<b>44</b>	<b>0</b>	<b>0</b>	<b>0</b>	<b>0</b>	<b>4</b>	<b>52</b>	<b>0</b>	<b>32</b>	<b>472</b>
<b>Opponent</b>		<b>39</b>	<b>74</b>	<b>0</b>	<b>11</b>	<b>4</b>	<b>24</b>	<b>0</b>	<b>12</b>	<b>4-11-0</b>	<b>24</b>	<b>0</b>	<b>12</b>	<b>1</b>	<b>13</b>	<b>0</b>	<b>13</b>	<b>0</b>	<b>0</b>	<b>0</b>	<b>0</b>	<b>98</b>

Date	Opponent	Tackles					Sacks		Fumble			Pass Defense				blkd	PAT Attempts			off		pts
		solo	ast	total	tfl	yds	no.	yds	ff	fr	yds	no.	yds	qbh	brup	kick	kicks	rush	rcv	saf	t/o	
Aug 31, 2019	GEORGIA SOUTHERN	21	46	67	5.0	21	2.0	14	2	2	10	0	0	1	2	0	7-7	0	0	0	14	55
<b>LSU</b>		<b>21</b>	<b>46</b>	<b>67</b>	<b>5.0</b>	<b>21</b>	<b>2.0</b>	<b>14</b>	<b>2</b>	<b>2</b>	<b>10</b>	<b>0</b>	<b>0</b>	<b>1</b>	<b>2</b>	<b>0</b>	<b>7-7</b>	<b>0</b>	<b>0</b>	<b>0</b>	<b>14</b>	<b>55</b>
<b>Opponent</b>		<b>30</b>	<b>58</b>	<b>88</b>	<b>7.0</b>	<b>9</b>	<b>0.0</b>	<b>0</b>	<b>0</b>	<b>0</b>	<b>0</b>	<b>0</b>	<b>0</b>	<b>0</b>	<b>5</b>	<b>0</b>	<b>0-0</b>	<b>0</b>	<b>0</b>	<b>0</b>	<b>0</b>	<b>3</b>

Date	Opponent	no.	yds	avg	Punting					Field Goals			Kickoffs					
					long	blkd	tb	fc	50+	in20	m-a	long	blkd	no.	yds	avg	tb	ob
Aug 31, 2019	GEORGIA SOUTHERN	3	155	51.7	53	0	0	1	3	3	2-2	48	0	10	650	65.0	9	0
LSU		3	155	51.7	53	0	0	1	3	3	2-2	48	0	10	650	65.0	9	0
Opponent		9	396	44.0	74	0	0	3	2	2	1-1	47	0	2	105	52.5	1	0



## OPPONENT TEAM STATISTICS

Date	Opponent	Rushing				Receiving				Passing				Kick Ret				Punt Ret				tot off
		no.	yds	td	lg	no.	yds	td	lg	c-a-i	yds	td	lg	no.	yds	td	lg	no.	yds	td	lg	
Aug 31, 2019	GEORGIA SOUTHERN	39	74	0	11	4	24	0	12	4-11-0	24	0	12	1	13	0	13	0	0	0	0	98
Opponent totals		39	74	0	11	4	24	0	12	4-11-0	24	0	12	1	13	0	13	0	0	0	0	98
LSU		33	122	2	20	30	350	5	44	30-39-0	350	5	44	0	0	0	0	4	52	0	32	472

Date	Opponent	Tackles					Sacks		Fumble			Pass Defense				blkd	PAT Attempts			off		
		solo	ast	total	tfl	yds	no.	yds	ff	fr	yds	no.	yds	qbh	brup	kick	kicks	rush	rcv	saf	t/o	pts
Aug 31, 2019	GEORGIA SOUTHERN	30	58	88	7.0	9	0.0	0	0	0	0	0	0	0	5	0	0-0	0	0	0	0	3
Opponent totals		30	58	88	7.0	9	0.0	0	0	0	0	0	0	0	5	0	0-0	0	0	0	0	3
LSU		21	46	67	5.0	21	2.0	14	2	2	10	0	0	1	2	0	7-7	0	0	0	14	55

Date	Opponent	Punting										Field Goals			Kickoffs				
		no.	yds	avg	long	blkd	tb	fc	50+	in20		m-a	long	blkd	no.	yds	avg	tb	ob
Aug 31, 2019	GEORGIA SOUTHERN	9	396	44.0	74	0	0	3	2	2		1-1	47	0	2	105	52.5	1	0
Opponent totals		9	396	44.0	74	0	0	3	2	2		1-1	47	0	2	105	52.5	1	0
LSU		3	155	51.7	53	0	0	1	3	3		2-2	48	0	10	650	65.0	9	0

## PASSING

<b>#9 Joe Burrow</b>	<b>Comp-Att-Int</b>	<b>Pct</b>	<b>Yards</b>	<b>TD</b>	<b>Long</b>	<b>Sack-Yds</b>	<b>Effic</b>
Georgia Southern	23-27-0	85.2	278	5	44	0-0	232.79
<b>TOTALS</b>	<b>23-27-0</b>	<b>85.2</b>	<b>278</b>	<b>5</b>	<b>44</b>	<b>0-0</b>	<b>232.79</b>
<b>#15 Myles Brennan</b>	<b>Comp-Att-Int</b>	<b>Pct</b>	<b>Yards</b>	<b>TD</b>	<b>Long</b>	<b>Sack-Yds</b>	<b>Effic</b>
Georgia Southern	7-12-0	58.3	72	0	32	0-0	108.73
<b>TOTALS</b>	<b>7-12-0</b>	<b>58.3</b>	<b>72</b>	<b>0</b>	<b>32</b>	<b>0-0</b>	<b>108.73</b>

## RUSHING

[illegible]

## RECEIVING

[illegible]

## TACKLES

[illegible]

## TACKLES FOR LOSS

[illegible]

## THE LAST TIME...

### Games against Ranked Teams

#### Beat a top 25 team

#8 UCF, 40-32, in Fiesta Bowl (1/1/19)

#### Beat a top 10 team

#8 UCF, 40-32, in Fiesta Bowl (1/1/19)

#### Beat a top 5 team

#2 Georgia, 36-16, in Baton Rouge (10/13/18)

#### Beat an FBS No. 1 team (AP or Coaches Poll)

#1 Ohio State, 38-24 (01/07/08 - BCS Championship Game)

#### Beat an FBS No. 1 team (AP or Coaches Poll) at home

#1 Florida, 28-21 (10/11/97)

#### Beat a ranked opponent at home

#22 Mississippi State, 19-3 (10/20/18)

#### Beat a ranked opponent on the road

#7 Auburn, 22-21, in Auburn (09/15/18)

#### Beat a ranked opponent at a neutral site

#8 UCF, 40-32, in Fiesta Bowl (1/1/19)

#### Beat back-to-back ranked opponents

#8 Miami, 33-17, in Arlington (09/02/18) & #7 Auburn, 22-21, in Auburn (09/15/18)

#### Beat a ranked team in three straight games

11/23/01 - 01/01/02 vs. #22 Arkansas, #24 Auburn, #2 Tennessee (SEC CG), #7 Illinois (Sugar Bowl)

#### Beat a ranked team in four straight games

11/23/01 - 01/01/02 vs. #22 Arkansas, #24 Auburn, #2 Tennessee (SEC CG), #7 Illinois (Sugar Bowl)

#### Lost to a ranked opponent at home

#1 Alabama, 29-0 (11/03/18)

#### Lost to a ranked opponent on the road

at #22 Texas A&M, 74-72 (11/24/18)

#### Lost to a ranked opponent at a neutral site

#14 Clemson, 25-24, in Chick-fil-A Bowl (12/31/12)

#### Lost to an unranked opponent at home

Troy, 24-21 (09/30/17)

#### Lost to an unranked opponent on the road

at Mississippi State, 27-7 (09/16/17)

### Special Situations

#### Won on the last play of the game

at #7 Auburn (22-21, 09/15/17); 42 yard field goal by Cole Tracy as time expired

#### Lost on the last play of the game

at Texas A&M (74-72, 11/24/18); in seventh overtime on 2-pt. conversion

#### Came back and won from 10 or more down in 4th quarter

vs. #14 Wisconsin, 28-24 (8/30/14); down 24-13 entering 4th quarter

#### Lost when leading by 10 or more in 4th quarter

#14 Clemson, 25-24 in Chick-fil-A Bowl (12/31/12); led 24-13 entering fourth quarter

#### Lost when leading by 20 points or more

Tennessee, 30-27 OT (09/26/05); led 21-0 at halftime

#### Scored on the first play from scrimmage

Travin Dural (94-yard pass from QB Anthony Jennings) vs. Sam Houston State (9/6/14)

#### A QB caught a pass on a designed play

Matt Flynn (35-yards from WR Early Doucet) at Alabama (11/03/07)

#### A RB threw a TD pass on a designated play

Clyde Edwards-Helaire (11 yards to Tory Carter) at Texas A&M in fifth overtime (11/24/18)

#### Had two RB rush for at least 100 yards each

Derrius Guice (127 yards) and Darrel Williams (106 yards) vs. Texas A&M (11/25/17)

#### A player gained 100 yards receiving and 100 yards rushing

Darrel Williams (103 yards rushing, 105 yards receiving) vs. Ole Miss (10/21/17)

#### Had a player be responsible for six touchdowns

Joe Burrow (6) at Texas A&M (11/24/18)

### Returns/Special Teams/Defense

#### Returned a KO for a TD

Leonard Fournette, 100 yards vs. Notre Dame (12/30/14- Music City Bowl)

#### Returned a Punt for a TD

DJ Chark, 75 yards vs. #10 Auburn (10/14/17)

#### Returned an INT for a TD

Jacob Phillips, 45 yards vs. #8 Miami (09/02/18-at AT&M Stadium, Arlington)

#### Returned 2 INTs for TDs

Ronald Martin (45 yards) & Lavar Edwards (23 yards) vs. Idaho (09/15/12)

#### Returned 3 INTs for TDs

3 vs. Arkansas State (C. Raymond, D. Walkup, C. Buckels) (10/12/91)

#### Recovered a fumble in endzone for a TD

William Clapp at Ole Miss (11/21/15)

#### Returned a fumble for a TD

Mrichael Divinity Jr., 58-yard fumble recovery and return (forced by Devin White) at Texas A&M (11/24/18)

#### Scored two defensive TDs in a game

2 vs. UL-Monroe (R. Brooks, INT; L. Edwards, FUM) (11/13/10)

#### Faked a field goal for a touchdown

Trent Domingue (kicker), 16-yard run (10/17/15 vs. Florida)

#### Faked a punt for a first down

Kendell Beckwith, 5-yard run in third quarter vs. Wisconsin (8/30/14)

#### Faked a field goal for a first down

Josh Jasper, 5-yard run in 4th quarter (10/09/10 at Florida)

#### A player kicked the PAT after scoring the TD

Trent Domingue vs. Florida (10/17/15)

#### Blocked a FG

Austin Deculus, 45-yard Bubba Baxa attempt in second quarter vs. #8 Miami in Arlington (09/02/18)

#### Returned a blocked FG for a TD

Patrick Peterson, 53 yards on the block of Ole Miss' 47-yard FG attempt (11/21/09)

#### Blocked a PAT (kick)

Austin Deculus, kick attempt by Joseph Bulovas (11/03/18 vs. No. 1 Alabama)

#### Returned a PAT for a Defensive Extra Point

Mark Roman, kick attempt by Seth Hanson (10/17/98 vs. Kentucky)

#### Blocked a punt

Daniel Graff vs. Tulane (10/31/09)

#### Blocked a punt for a safety

Jarvis Green, on an Andy Smith punt (10/16/99 at Kentucky)

#### Returned a blocked punt for TD

Craig Steltz, 29 yards, off Jacob Hester's block at Arizona State (09/10/05)

#### Recovered an onside kick

at Ole Miss (11/21/09); recovered by Brandon LaFell with 1:16 left in fourth quarter

#### Recovered an onside kick to start the game

vs. Auburn (12/01/01)

#### Recorded a Safety (Team)

vs. Louisville (12/31/16-Buffalo Wild Wings Citrus Bowl); sacked by Arden Key

#### Recorded a Safety (Individual tackle)

Arden Key vs. Louisville (12/31/16-Buffalo Wild Wings Citrus Bowl)

#### Recorded six interceptions (Team)

6 at Mississippi State (08/30/07)

#### Had a player record three interceptions

3 by Craig Steltz at Mississippi State (8/30/07)

#### Had a player record 15 tackles

17 by Devin White at Texas A&M (11/24/18)

#### Had six sacks as a team

8 vs. Louisville (12/31/16-Buffalo Wild Wings Citrus Bowl)

### Opponent Returns/Special Teams

#### Returned a KO for a TD

Rashad Fenton of South Carolina, 96 yards in 2nd Quarter (10/10/15)

#### Returned a Punt for a TD

Antonio Callaway of Florida, 72 yards in 3rd Quarter (10/17/15 in Baton Rouge)

#### Returned an INT for a TD

Brad Stewart of Florida, 25 yards in 4th Quarter (10/06/18 at Florida)

#### Returned 3 INTs for TDs

Ken Alvis, Fred Smith, and Brian Robinson of Auburn on Jamie Howard (09/17/94 at Auburn)

#### Recovered a fumble in endzone for a TD

Chris Shelling of Auburn recovered fumble by Jermaine Sharp in 2nd Quarter (09/17/94 at Auburn)

#### Returned a fumble for a TD

Alonzo Highsmith of Arkansas, 47 yards on Micahel Ford Fumble in 1st Quarter (11/25/11 in Baton Rouge)

#### Blocked a FG

Ronnie Harrison of Alabama on kick by Colby Delahoussaye in 1st Quarter (11/05/16 in Baton Rouge)

#### Blocked a punt

Solomon Patton of Florida on punt by Brad Wing in 4th quarter (10/08/11 in Baton Rouge)

#### Blocked two punts

Justin Hamilton and Jason Lallis of Virginia Tech on punts by Donnie Jones (9/01/02 at Virginia Tech)

#### Blocked a punt for a safety

Justin Hamilton of Virginia Tech on punt by Donnie Jones (09/01/02 at Virginia Tech)

#### Recorded a Safety (Team)

Parris Bennett of Syracuse on rush by Darrel Williams in 3rd Quarter (09/23/17 in Baton Rouge)

#### Blocked a PAT (kick)

Johnathon Calvin of Mississippi State on PAT attempt by Colby Delahousse in 2nd Quarter (09/17/16 in Baton Rouge)

#### Returned a PAT for a Defensive Extra Point

Eric Kelly of Kentucky off a bad snap in the 2nd Quarter (10/17/98 in Baton Rouge)

#### Faked a field goal for a TD

Damon Duval of Auburn 1 yard run in 1st Quarter (09/18/99 in Baton Rouge)

#### Recovered an onside kick

Dez Harris of Mississippi State in 4th Quarter (09/17/16 in Baton Rouge)

## Scoring

### Scored 30 or more points

All Games: 55 vs. Georgia Southern, (08/31/19)  
SEC Games: 72 at Texas A&M, 7 OTs (11/24/18)

### Scored 40 or more points

All Games: 55 vs. Georgia Southern (08/31/19)  
SEC Games: 72 at Texas A&M, 7 OTs (11/24/18)

### Scored 50 or more points

All Games: 55 vs. Georgia Southern (08/31/19)  
SEC Games: 72 at Texas A&M, 7 OTs (11/24/18)

### Scored 60 or more points

All Games: 72 at Texas A&M, 7 OTs (11/24/18)  
SEC Games: 72 at Texas A&M, 7 OTs (11/24/18)

### Scored 70 or more points

All Games: 72 at Texas A&M, 7 OTs (11/24/18)  
SEC Games: 72 at Texas A&M, 7 OTs (11/24/18)

## Total Offense

### Had more than 400 total yards

All Games: 472 vs. Georgia Southern (08/31/19)  
SEC Games: 496 at Texas A&M (11/24/18)

### Had more than 450 total yards

All Games: 472 vs. Georgia Southern (08/31/19)  
SEC Games: 496 at Texas A&M (11/24/18)

### Had more than 500 total yards

All Games: 552 vs. Rice (11/17/18)  
SEC Games: 573 vs. Ole Miss (09/29/18)

### Had more than 550 total yards

All Games: 552 vs. Rice (11/17/18)  
SEC Games: 573 vs. Ole Miss (09/29/18)

### Had more than 600 total yards

All Games: 601 vs. Texas A&M (11/25/17)  
SEC Games: 601 vs. Texas A&M (11/25/17)

### Had more than 625 total yards

All Games: 634 vs. Missouri (10/01/16)  
SEC Games: 634 vs. Missouri (10/01/16)

### Had more than 650 total yards

All Games: 672 vs. Furman (10/26/13)  
SEC Games: Never

### Had more than 700 total yards

All Games: 746 vs. Rice (09/24/77)  
SEC Games: Never

## Rushing Offense

### Rushed for 150 or more yards

All Games: 215 at Texas A&M (11/24/18)  
SEC Games: 215 at Texas A&M (11/24/18)

### Rushed for 200 or more yards

All Games: 215 at Texas A&M (11/24/18)  
SEC Games: 215 at Texas A&M (11/24/18)

### Rushed for 250 or more yards

All Games: 275 vs. Georgia (10/13/18)  
SEC Games: 275 vs. Georgia (10/13/18)

### Rushed for 300 or more yards

All Games: 393 vs Ole Miss (10/21/17)  
SEC Games: 393 vs Ole Miss (10/21/17)

### Rushed for 350 or more yards

All Games: 393 vs Ole Miss (10/21/17)  
SEC Games: 393 vs Ole Miss (10/21/17)

### Rushed for 400 or more yards

All Games: 418 vs. Missouri (10/01/16)  
SEC Games: 418 vs. Missouri (10/01/16)

### Rushed for 425 or more yards

All Games: 433 vs. Houston (09/07/96)  
SEC Games: 426 vs. Ole Miss (10/30/76)

### Rushed for 500 or more yards

All Games: 503 vs. Oregon (10/22/77)  
SEC Games: Never

## Passing Offense

### Passed for 250 or more yards

All Games: 350 vs. Georgia Southern (08/31/19)  
SEC Games: 281 at Texas A&M (11/24/18)

### Passed for 300 or more yards

All Games: 350 vs. Georgia Southern (08/31/19)  
SEC Games: 351 vs Texas A&M (11/25/17)

### Passed for 350 or more yards

All Games: 350 vs. Georgia Southern (08/31/19)  
SEC Games: 351 vs Texas A&M (11/25/17)

### Passed for 400 or more yards

All Games: 444 vs. Illinois (01/01/02 - Sugar Bowl)  
SEC Games: 528 vs. Alabama (11/03/01)

### Passed for 450 or more yards

All Games: 528 at Alabama (11/03/01)  
SEC Games: 528 vs. Alabama (11/03/01)

### Passed for 500 or more yards

All Games: 528 at Alabama (11/03/01)  
SEC Games: 528 vs. Alabama (11/03/01)

## Scoring Defense

### Allowed 0 points .....

All Games: 0 vs. Southeastern La. (09/08/18)  
SEC Games: 0 at Mississippi State (08/30/07)

### Allowed 3 or fewer points....

All Games: 3 vs. Georgia Southern (08/31/19)  
SEC Games: 3 vs. Mississippi State (10/20/18)

### Allowed 7 or fewer points....

All Games: 3 vs. Georgia Southern (08/31/19)  
SEC Games: 3 vs. Mississippi State (10/20/18)

### Allowed 10 or fewer points..

All Games: 3 vs. Georgia Southern (08/31/19)  
SEC Games: 3 vs. Mississippi State (10/20/18)

### Allowed 14 or fewer points

All Games: 3 vs. Georgia Southern (08/31/19)  
SEC Games: 14 at Arkansas (11/10/18)

## Total Defense

### Allowed fewer than 75 total yards

All Games: 70 vs. Louisiana-Lafayette (10/05/02)  
SEC Games: 69 at Kentucky (10/15/66)

### Allowed fewer than 100 total yards

All Games: 98 vs. Georgia Southern (08/31/19)  
SEC Games: 90 vs. Auburn (10/13/73)

### Allowed fewer than 125 total yards

All Games: 98 vs. Georgia Southern (08/31/19)  
SEC Games: 114 vs. Kentucky (10/19/85)

### Allowed fewer than 150 total yards

All Games: 98 vs. Georgia Southern (08/31/19)  
SEC Games: 135 vs. Vanderbilt (09/11/10)

### Allowed fewer than 175 total yards

All Games: 98 vs. Georgia Southern (08/31/19)  
SEC Games: 135 vs. Vanderbilt (09/11/10)

### Allowed fewer than 200 total yards

All Games: 98 vs. Georgia Southern (08/31/19)  
SEC Games: 183 at Auburn (09/22/12)

### Allowed fewer than 225 total yards

All Games: 98 vs. Georgia Southern (08/31/19)  
SEC Games: 216 at Arkansas (11/10/18)

### Allowed fewer than 250 total yards

All Games: 98 vs. Georgia Southern (08/31/19)  
SEC Games: 216 at Arkansas (11/10/18)

### Allowed fewer than 275 total yards

All Games: 98 vs. Georgia Southern (08/31/19)  
SEC Games: 216 at Arkansas (11/10/18)

### Allowed fewer than 300 total yards

All Games: 98 vs. Georgia Southern (08/31/19)  
SEC Games: 216 at Arkansas (11/10/18)

## Rushing Defense

### Allowed fewer than 0 yards

All Games: -5 vs. BYU (09/02/17)  
SEC Games: 0 at South Carolina (10/18/03)

### Allowed fewer than 10 yards

All Games: -5 vs. BYU (09/02/17)  
SEC Games: 10 at Mississippi State (08/30/07)

### Allowed fewer than 20 yards

All Games: 16 at Arkansas (11/10/18))  
SEC Games: 16 at Arkansas (11/10/18))

### Allowed fewer than 30 yards

All Games: 16 at Arkansas (11/10/18)  
SEC Games: 16 at Arkansas (11/10/18)

### Allowed fewer than 40 yards

All Games: 16 at Arkansas (11/10/18)  
SEC Games: 16 at Arkansas (11/10/18)

### Allowed fewer than 50 yards

All Games: 16 at Arkansas (11/10/18)  
SEC Games: 16 at Arkansas (11/10/18)

### Allowed fewer than 60 yards

All Games: 16 at Arkansas (11/10/18)  
SEC Games: 16 at Arkansas (11/10/18)

### Allowed fewer than 70 yards

All Games: 16 at Arkansas (11/10/18)  
SEC Games: 16 at Arkansas (11/10/18)

### Allowed fewer than 80 yards

All Games: 74 vs. Georgia Southern (08/31/19)  
SEC Games: 16 at Arkansas (11/10/18)

### Allowed fewer than 90 yards

All Games: 74 vs. Georgia Southern (08/31/19)  
SEC Games: 16 at Arkansas (11/10/18)

### Allowed fewer than 100 yards

All Games: 74 vs. Georgia Southern (08/31/19)  
SEC Games: 16 at Arkansas (11/10/18)

## Passing Defense

### Allowed 0 passing yards

All Games: 0 vs. Alabama (11/06/71)  
SEC Games: 0 vs. Alabama (11/06/71)

### Allowed 25 or fewer passing yards

All Games: 24 vs. Georgia Southern (08/31/19)  
SEC Games: 23 vs. Arkansas (11/27/93)

### Allowed 50 or fewer passing yards

All Games: 24 vs. Georgia Southern (08/31/19)  
SEC Games: 47 at Ole Miss (11/19/11)

### Allowed 75 or fewer passing yards

All Games: 24 vs. Georgia Southern (08/31/19)  
SEC Games: 59 vs. Mississippi State (10/20/18)

### Allowed 100 or fewer passing yards

All Games: 24 vs. Georgia Southern (08/31/19)  
SEC Games: 59 vs. Mississippi State (10/20/18)

### Allowed 125 or fewer passing yards

All Games: 24 vs. Georgia Southern (08/31/19)  
SEC Games: 59 vs. Mississippi State (10/20/18)

### Allowed 150 or fewer passing yards

All Games: 24 vs. Georgia Southern (08/31/19)  
SEC Games: 59 vs. Mississippi State (10/20/18)

### Allowed 175 or fewer passing yards

All Games: 24 vs. Georgia Southern (08/31/19)  
SEC Games: 59 vs. Mississippi State (10/20/18)

### Allowed 200 or fewer passing yards

All Games: 24 vs. Georgia Southern (08/31/19)  
SEC Games: 200 at Arkansas (11/10/18)



## Individual Rushing

### Had a player rush for 100 or more yards

All Games: 117 by Nick Brossette at Fiesta Bowl against UCF (01/01/19)  
SEC Games: 132 by Joe Burrow at Texas A&M (11/24/18)

### Had a player rush for 150 or more yards

All Games: 276 by Derrius Guice vs. Ole Miss (10/21/17)  
SEC Games: 276 by Derrius Guice vs. Ole Miss (10/21/17)

### Had a player rush for 200 or more yards

All Games: 276 by Derrius Guice vs. Ole Miss (10/21/17)  
SEC Games: 276 by Derrius Guice vs. Ole Miss (10/21/17)

### Had a player rush for 225 or more yards

All Games: 276 by Derrius Guice vs. Ole Miss (10/21/17)  
SEC Games: 276 by Derrius Guice vs. Ole Miss (10/21/17)

### Had a player rush for 2 or more TDs

All Games: 3 by Joe Burrow at Texas A&M (11/24/18)  
SEC Games: 3 by Joe Burrow at Texas A&M (11/24/18)

### Had a player rush for 3 or more TDs

All Games: 3 by Joe Burrow at Texas A&M (11/24/18)  
SEC Games: 3 by Joe Burrow at Texas A&M (11/24/18)

### Had a player rush for 4 or more TDs

All Games: 4 by Derrius Guice at Texas A&M (11/24/16)  
SEC Games: 4 by Derrius Guice at Texas A&M (11/24/16)

### Had a player rush for 5 or more TDs

All Games: 5 by Kevin Faulk at Kentucky (11/01/97)  
SEC Games: 5 by Kevin Faulk at Kentucky (11/01/97)

## Individual Passing

### Had a player pass for 200 or more yards

All Games: 278 by Joe Burrow vs. Georgia Southern (08/31/18)  
SEC Games: 270 by Joe Burrow at Texas A&M (11/24/18)

### Had a player pass for 250 or more yards

All Games: 278 by Joe Burrow vs. Georgia Southern (08/31/19)  
SEC Games: 270 by Joe Burrow at Texas A&M (11/24/18)

### Had a player pass for 300 or more yards.

All Games: 307 by Joe Burrow vs. Rice (11/17/18)  
SEC Games: 347 by Danny Etling vs. Texas A&M (11/25/17)

### Had a player pass for 350 or more yards

All Games: 394 by Joe Burrow vs. UCF (01/01/19 - Fiesta Bowl)  
SEC Games: 372 by Zach Mettenberger at Georgia (09/28/13)

### Had a player pass for 400 or more yards

All Games: 444 by Rohan Davey vs. Illinois (01/01/02 - Sugar Bowl)  
SEC Games: 528 by Rohan Davey at Alabama (11/03/01)

### Had a player pass for 450 or more yards

All Games: 528 by Rohan Davey at Alabama (11/03/01)  
SEC Games: 528 by Rohan Davey at Alabama (11/03/01)

### Had a player pass for 500 or more yards

All Games: 528 by Rohan Davey at Alabama (11/03/01)  
SEC Games: 528 by Rohan Davey at Alabama (11/03/01)

### Had a player pass for 2 or more TDs

All Games: 5 by Joe Burrow vs. Georgia Southern (08/31/19)  
SEC Games: 3 by Joe Burrow at Texas A&M (11/24/18)

### Had a player pass for 3 or more TDs

All Games: 5 by Joe Burrow vs. Georgia Southern (08/31/19)  
SEC Games: 3 by Joe Burrow at Texas A&M (11/24/18)

### Had a player pass for 4 or more TDs

All Games: 5 by Joe Burrow vs. Georgia Southern (08/31/19) - school record  
SEC Games: 4 by Matt Mauck vs. Arkansas (11/28/03)

### Had a player complete 20 or more passes

All Games: 23 by Joe Burrow vs. Georgia Southern (08/31/19)  
SEC Games: 25 by Joe Burrow at Texas A&M (11/24/18)

### Had a player complete 25 or more passes

All Games: 25 by Joe Burrow at Texas A&M (11/24/18)  
SEC Games: 25 by Joe Burrow at Texas A&M (11/24/18)

### Had a player complete 30 or more passes

All Games: 31 by Rohan Davey vs. Illinois (01/01/02 - Sugar Bowl)  
SEC Games: 35 by Rohan Davey at Alabama (11/03/01)

### Had a player complete 35 or more passes

All Games: 35 by Rohan Davey at Alabama (11/03/01)  
SEC Games: 35 by Rohan Davey at Alabama (11/03/01)

### Had a player complete 15 straight passes

All Games: 17 by Rohan Davey vs. Arkansas-6 (11/26/99), vs. Western Carolina-11 (09/02/00) and 17 by Matt Mauck vs. Arizona-11 (09/06/03), vs. Western Illinois-6 (09/13/03)

### Had a player throw 30 or more passes

All Games: 38 by Joe Burrow at Texas A&M (11/24/18)  
SEC Games: 38 by Joe Burrow at Texas A&M (11/24/18)

### Had a player throw 35 or more passes

All Games: 38 by Joe Burrow at Texas A&M (11/24/18)  
SEC Games: 38 by Joe Burrow at Texas A&M (11/24/18)

### Had a player throw 40 or more passes

All Games: 51 by Brandon Harris at Ole Miss (11/21/15)  
SEC Games: 51 by Brandon Harris at Ole Miss (11/21/15)

### Had a player throw 45 or more passes

All Games: 51 by Brandon Harris at Ole Miss (11/21/15)  
SEC Games: 51 by Brandon Harris at Ole Miss (11/21/15)

### Had a player throw 50 or more passes

All Games: 51 by Brandon Harris at Ole Miss (11/21/15)  
SEC Games: 51 by Brandon Harris at Ole Miss (11/21/15)

## Individual Receiving

### Had a player with 9 or more receptions in a game

All Games: 9 by Odell Beckham Jr. at Mississippi State (10/05/13)

### Had a player with 10 or more receptions in a game

All Games: 10 by Jarvis Landry at Georgia (09/28/13)  
SEC Games: 10 by Jarvis Landry at Georgia (09/28/13)

### Had a player with 11 or more receptions in a game

All Games: 12 by Brandon LaFell vs. Troy (11/15/08)  
SEC Games: 12 by Michael Clayton at Alabama (11/15/03)

### Had a player with 12 or more receptions in a game

All Games: 12 by Brandon LaFell vs. Troy (11/15/08)  
SEC Games: 12 by Michael Clayton at Alabama (11/15/03)

### Had a player with 13 or more receptions in a game

All Games: 14 by Josh Reed vs. Illinois (01/01/02 - Sugar Bowl)  
SEC Games: 19 by Josh Reed at Alabama (11/03/01)

### Had a player with 14 or more receptions in a game

All Games: 14 by Josh Reed vs. Illinois (01/01/02 - Sugar Bowl)  
SEC Games: 19 by Josh Reed at Alabama (11/03/01)

### Had a player with 15 or more receptions in a game

All Games: 19 by Josh Reed at Alabama (11/03/01)  
SEC Games: 19 by Josh Reed at Alabama (11/03/01)

### Had a player receive 100 or more yards

All Games: 117 by Justin Jefferson at Arkansas (11/10/18)  
SEC Games: 117 by Justin Jefferson at Arkansas (11/10/18)

### Had a player receive 150 or more yards

All Games: 150 by DJ Chark vs. Auburn (10/14/17)

### Had a player receive 200 or more yards

All Games: 204 by Odell Beckham Jr. vs. Furman (10/26/13)  
SEC Games: 201 by Devery Henderson at Kentucky (11/09/02)

### Had a player receive 250 or more yards

All Games: 293 by Josh Reed at Alabama (11/03/01) - school record  
SEC Games: 293 by Josh Reed at Alabama (11/03/01) - school record

### Had a player receive for 2 or more TDs

All Games: 3 by Terrace Marshall vs. Georgia Southern (08/31/19)  
SEC Games: 2 by Justin Jefferson vs. Ole Miss (09/29/18)

### Had a player receive for 3 or more TDs

All Games: 3 by Terrace Marshall vs. Georgia Southern (08/31/19)  
SEC Games: 3 by Dwayne Bowe vs. Kentucky (10/14/06)

### Had a player receive for 4 or more TDs

All Games: 4 by Tony Moss vs. Ohio University (09/30/89)  
SEC Games: Never

### Had a player receive for 5 or more TDs

All Games: 5 by Carlos Carson vs. Rice (09/24/77)  
SEC Games: Never



## 46 ANDRE ANTHONY

Outside Linebacker

6-4 • 238 • Jr. • 1L

New Orleans, La.

Edna Karr High School

### JUNIOR SEASON (2019)

Opened the 2019 season against Georgia Southern with a pair of tackles.

### ANDRE ANTHONY'S CAREER HIGHS

Tackles: 5 at Auburn, 2018

Tackles for loss: 0.5 at Auburn, 2018

Quarterback Hurries: 1, 2x (Last: vs. Ole Miss)

Fumble recoveries: 1 vs. Southeastern Louisiana

### ANDRE ANTHONY'S CAREER STATISTICS

YEAR	G-GS	UT	AT	TT	TFL	Sacks	PBU	QBH	INT	FF	FR
2017	0-0	0	0	0	0	0	0	0	0	0	0
2018	13-3	5	9	14	0.5-4	0.5-4	0	2	0	0	1
2019	1-0	1	1	2	0.0-0	0-0	0	0	0	0	0
<b>Total</b>	<b>14-3</b>	<b>6</b>	<b>10</b>	<b>16</b>	<b>0.5-4</b>	<b>0.5-4</b>	<b>0</b>	<b>2</b>	<b>0</b>	<b>0</b>	<b>1</b>



## 15 MYLES BRENNAN

Quarterback

6-5 • 183 • So. • 1L

Long Beach, Miss.

St. Stanislaus High School

### JUNIOR SEASON (2019)

Completed a career high seven passes on 12 attempts for 72 yards in the season opener against Georgia Southern.

### MYLES BRENNAN'S CAREER PASSING HIGHS

Pass attempts: 12 vs. Georgia Southern, 2019

Pass completions: 7 vs. Georgia Southern, 2019

Pass yards: 75 vs. Syracuse, 2017

Pass TDs: 1 vs. Troy, 2017

Had intercepted: 1, 2x (Last: vs. Troy, 2017)

Long pass: 48 vs. Troy, 2017

### MYLES BRENNAN'S CAREER RUSHING HIGHS

Rush attempts: 3, 2x (Last: vs. Georgia Southern, 2019)

Rush yards: 7 vs. Chattanooga, 2017

Long rush: 6 vs. Chattanooga, 2017

### MYLES BRENNAN'S CAREER STATISTICS

#### PASSING

YEAR	G-GS	COMP	ATT	INT	YDS	TD	LONG
2017	6-0	14	24	2	182	1	48
2018	1-0	4	6	0	65	0	39
2019	1-0	7	12	0	72	0	32
<b>Total</b>	<b>8-0</b>	<b>25</b>	<b>42</b>	<b>2</b>	<b>319</b>	<b>1</b>	<b>48</b>

#### RUSHING

YEAR	ATT	YDS	TD	LONG
2017	9	-6	0	6
2018	0	0	0	0
2019	3	3	0	4
<b>Total</b>	<b>12</b>	<b>-3</b>	<b>0</b>	<b>6</b>



## 32 AVERY ATKINS

Placekicker/Kickoff Specialist

6-1 • 210 • So. • 1L

Auburn, Ala.

Auburn High School

### 2018 SEC First-Year Academic Honor Roll

### SOPHOMORE SEASON (2019)

Set career highs for kickoffs with 10, kickoff yards with 650 and touchbacks with 9 in the season opener against Georgia Southern.

### ATKINS' CAREER HIGHS

Kickoffs: 10 vs. Georgia Southern, 2019

Kickoff Yards: 650 vs. Georgia Southern, 2019

Touchbacks: 9 vs. Georgia Southern, 2019

### ATKINS' CAREER KICKOFF STATISTICS

YEAR	G	NO.	YDS.	AVG.	TB	OB
2018	13	79	5,014	63.5	71	0
2019	1	10	650	65.0	9	0
<b>Total</b>	<b>14</b>	<b>89</b>	<b>5,664</b>	<b>63.6</b>	<b>80</b>	<b>0</b>



## 9 JOE BURROW

**Quarterback**

**6-4 • 216 • Sr. • 1L**

**Athens, Ohio**

**Athens HS/Ohio State**

- 2019 SEC Player of the Week (vs. Georgia Southern)
- 2019 Fiesta Bowl Offensive Player of the Game (vs. UCF)
- 2018 LSU Permanent Team Captain
- 2018 SEC Academic Honor Roll
- 2018 Davey O'Brien Great Eight List (vs. Georgia)
- 2018 Davey O'Brien Great Eight List (vs. Ole Miss)
- 2018 SEC Player of the Week (at Auburn, vs. Ole Miss)
- 2018 Ohio State University Graduate (B.A. Consumer & Family Financial Services)
- 2016 Academic All-Big Ten Conference
- 2016 Ohio State Scholar-Athlete

### SENIOR SEASON (2019)

Is 11-3 overall as LSU's starting quarterback ... Opened the 2019 season against Georgia Southern by leading the LSU offensive to fives-straight touchdown drives ... Finished 23-of-27 for 278 yards and five touchdowns ... The first quarterback in school history with 20 or more completions in four-straight games ... Tied the school record for touchdown passes in a game with five against Georgia Southern ... Named the SEC Offensive Player of the Week.

### JOE BURROW'S CAREER STATISTICS

#### PASSING

YEAR	G-GS	COMP	ATT	PCT.	YDS	TD	INT	LONG
AT OHIO STATE								
2016	6-0	22	28	78.6	226	2	0	36
2017	4-0	7	11	63.6	61	0	0	16
<b>OSU TOTAL</b>	<b>10-0</b>	<b>29</b>	<b>39</b>	<b>74.3</b>	<b>287</b>	<b>2</b>	<b>0</b>	<b>36</b>

#### AT LSU

2018	13-13	219	379	57.8	2,894	16	5	71
2019	1-1	23	27	85.2	280	5	0	44
<b>LSU TOTAL</b>	<b>14-14</b>	<b>242</b>	<b>406</b>	<b>59.6</b>	<b>3,172</b>	<b>21</b>	<b>5</b>	<b>71</b>

#### RUSHING

YEAR	ATT	YDS	AVG.	TD	LONG
AT OHIO STATE					
2016	12	58	4.8	1	12
2017	3	-5	-1.7	0	4
<b>OSU TOTAL</b>	<b>15</b>	<b>53</b>	<b>3.5</b>	<b>1</b>	<b>12</b>

#### AT LSU

2018	128	399	3.1	7	59
2019	1	2	2.0	0	2
<b>LSU TOTAL</b>	<b>128</b>	<b>399</b>	<b>3.1</b>	<b>7</b>	<b>59</b>

### JOE BURROW'S CAREER PASSING HIGHS

Completions: 25 at Texas A&M, 2018

Attempts: 38 at Texas A&M, 2018

Yards: 394 vs. Central Florida, 2019 Fiesta Bowl

Long: 71 at Auburn, 2018

Touchdowns: 5 vs. Georgia Southern, 2019

### JOE BURROW'S CAREER RUSHING HIGHS

Attempts: 29 at Texas A&M, 2018

Yards: 100 at Texas A&M, 2018

Long: 59 vs. Georgia, 2018

Touchdowns: 3 at Texas A&M, 2018

### JOE BURROW IN THE LSU RECORD BOOKS

#### PASSING RECORDS

##### Passing Yards (Game)

No. 3 394 vs. Central Florida (2019 Fiesta Bowl)

##### Passing Yards (Season)

No. 4 2,984 (2018)

#### TD Passes (Game)

No. 1 5 vs. Georgia Southern (2019)

#### Attempts (Season)

No. 1 399 (2018)

#### Completions (Season)

No. 3 219 (2018)

#### Consecutive Passes Without an Interception (Game)

No. 6 38 vs. Texas A&M

#### Consecutive Passes Without an Interception (Season)

No. 1 158 (2018)

#### Pass Yards Gained Per Play (Game)

No. 4 11.58 vs. Central Florida (2019 Fiesta Bowl)

#### Passing Yards Per Game (Season)

No. 5 222.6 (2018)

#### 300-Yard Passing Games (Season)

tNo. 3 2 (2018)

### RUSHING RECORDS

#### Rushing Touchdowns by a QB (Game)

tNo. 1 3 vs. Texas A&M (2018)

#### Rushing Touchdowns by a QB (Season)

tNo. 1 7 (2018)

#### Rushing Yards by a QB (Game)

tNo. 8 100 vs. Texas A&M (2018)

#### Rushing Yards by a QB (Season)

No. 5 399 (2018)

### TOTAL OFFENSE RECORDS

#### Total Plays (Game)

No. 1 67 vs. Texas A&M (2018) – 38 passing, 29 rushing

#### Total Plays (Season)

No. 1 507 (2018) – 379 passing, 128 rushing

#### Total Yards (Game)

No. 3 418 vs. Central Florida (2019 Fiesta Bowl) – 394 passing, 24 rushing

No. 6 388 vs. Ole Miss, 2018 – 292 passing, 96 rushing

No. 9 370 vs. Texas A&M (2018) – 270 passing, 100 rushing

#### Total Yards (Season)

No. 2 3,292 (2018) – 2,894 passing, 399 rushing

#### Total Yards Per Game (Season)

No. 2 253.2 (2018) – 3,293 in 13 games

#### Touchdowns Responsible For (Game)

No. 1 6 vs. Texas A&M (2018) – 3 rushing, 3 passing

#### Touchdowns Responsible For (Season)

tNo. 6 23 (2018) – 16 passing, 7 rushing

### BOWL GAME RECORDS

#### Passing Attempts

tNo. 4 34 vs. Central Florida (2019 Fiesta Bowl)

#### Passing Completions

tNo. 2 21 vs. Central Florida (2019 Fiesta Bowl)

#### Passing Yards

No. 2 394 vs. Central Florida (2019 Fiesta Bowl)

#### Passing Touchdowns

tNo. 1 4 vs. Central Florida (2019 Fiesta Bowl)



## 44 TORY CARTER

Fullback

6-2 • 259 • Jr. • 2L

Valdosta, Ga.

Lee County High School

### JUNIOR SEASON (2019)

Played in the season opener against Georgia Southern


### TORY CARTER'S CAREER STATISTICS

#### RUSHING

YEAR	G-GS	ATT	YDS.	TD	LONG
2017	12-1	0	0	0	0
2018	12-4	2	4	0	2
2019	1-0	0	0	0	0
<b>Total</b>	<b>25-5</b>	<b>2</b>	<b>4</b>	<b>0</b>	<b>2</b>

#### RECEIVING

YEAR	REC.	YDS.	TD	LONG
2017	6	61	1	28
2018	4	39	1	12
2019	0	0	0	0
<b>Total</b>	<b>10</b>	<b>100</b>	<b>2</b>	<b>28</b>



## 18 K'LAVON CHAISSON

Outside Linebacker

6-4 • 238 • So. • 1L

Houston, Texas

North Shore High School

18

- 2019 No. 18 Jersey
- 2018 SEC Academic Honor Roll
- 2017 SEC Academic Honor Roll
- 2017 Freshman All-SEC

### SOPHOMORE SEASON (2019)

Returned to the field for the season opener against Georgia Southern after missing the 2018 season with a torn ACL ... Totaled five tackles and recorded his first forced fumble against GS.

### K'LAVON CHAISSON'S CAREER HIGHS

Tackles: 6 vs. Miami, 2018

Tackles for Loss: 2.5 vs. Chattanooga, 2017

Sacks: 2.0 vs. Chattanooga, 2017

Force Fumbles: 1 vs. Georgia Southern, 2019

Quarterback Hurries: 1, 3x (Last: vs. Miami, 2018)

Interceptions: 0

Pass Breakups: 1, 2x (Last: vs. Notre Dame, 2018 Citrus Bowl)

### K'LAVON CHAISSON'S CAREER STATS

YEAR	G-GS	UT	AT	TT	TFL	Sacks	PBU	QBH	INT	FF	FR
2017	12-3	9	18	27	4.5-20	2.0-15	2	2	0	0	0
2018	1-1	3	2	5	1.0-8	1.0-8	0	1	0	0	0
2019	1-1	1	4	5	0.0-0	0.0-0	0	0	0	1	0
<b>Totals</b>	<b>14-5</b>	<b>13</b>	<b>24</b>	<b>37</b>	<b>5.5-28</b>	<b>3.0-23</b>	<b>2</b>	<b>3</b>	<b>0</b>	<b>1</b>	<b>0</b>



## 1 JA'MARR CHASE

Wide Receiver

6-1 • 205 • So. • 1L

Harvey, La.

Archbishop Rummel High School

### SOPHOMORE SEASON (2019)

Started the season opener against Georgia Southern and made a pair of catches for 21 yards and a touchdown.

### JA'MARR CHASE'S CAREER HIGHS

Receptions: 6 vs. Central Florida, 2019 Fiesta Bowl

Receiving yards: 93 vs. Central Florida, 2019 Fiesta Bowl

Touchdowns: 1, 4x (Last: vs. Georgia Southern, 2019)

Long reception: 45 vs. Rice, 2018

### JA'MARR CHASE'S CAREER RECEIVING STATISTICS

YEAR	G-GS	REC.	YDS.	TD	LONG
2018	13-7	23	313	3	45
2019	1-1	2	21	1	13
<b>TOTAL</b>	<b>14-8</b>	<b>25</b>	<b>334</b>	<b>4</b>	<b>45</b>



## 35 DAMONE CLARK

Linebacker

6-4 • 238 • So. • 1L

Baton Rouge, La.

Southern Lab High School

### SOPHOMORE SEASON (2019)

Made his first career start against Georgia Southern and finished second on the team in tackles with nine.

### DAMONE CLARK'S CAREER HIGHS


Tackles: 9 vs. Georgia Southern, 2019

Tackles for Loss: 0

Sacks: 0

### DAMONE CLARK'S CAREER STATISTICS

YEAR	G-GS	UT	AT	TT	TFL	SACKS	PBU	QBH	INT	FF	FR
2018	12-0	0	1	1	0-0	0-0	0	0	0	0	0-0
2019	1-1	1	8	9	0-0	0-0	0	0	0	0	0-0
<b>Total</b>	<b>13-1</b>	<b>1</b>	<b>9</b>	<b>10</b>	<b>0-0</b>	<b>0-0</b>	<b>0</b>	<b>0</b>	<b>0</b>	<b>0</b>	<b>0-0</b>



## 24 CHRIS CURRY

Running Back

6-0 • 219 • Fr. • RS

Lehigh Acres, Fla.

Lehigh High School

### REDSHIRT FRESHMAN SEASON (2019)

Totaled a pair of rushes for 23 yards and made his first career reception finishing with two for 14 yards against Georgia Southern.

### CHRIS CURRY'S CAREER RUSHING HIGHS

Rush attempts: 3 vs. Miami, 2018

Rushing yards: 21 vs. Georgia Southern, 2019

Rushing TDs: None

Longest Rush: 20 vs. Georgia Southern, 2019

### CHRIS CURRY'S CAREER RECEIVING HIGHS

Receptions: 2 vs. Georgia Southern, 2019

Receiving yards: 14 vs. Georgia Southern, 2019

Touchdowns: 0


Long reception: 9 vs. Georgia Southern, 2019

#### CHRIS CURRY'S CAREER RUSHING STATISTICS

YEAR	G-GS	Att.	Yards	TD	Long
2018	4-0	8	2	0	3
2019	1-0	2	23	0	20
<b>TOTAL</b>	<b>5-0</b>	<b>10</b>	<b>25</b>	<b>0</b>	<b>20</b>

#### CHRIS CURRY'S CAREER RECEIVING STATISTICS

YEAR	Rec.	Yards	TD	Long
2018	0	0	0	0
2019	2	14	0	9
<b>TOTAL</b>	<b>2</b>	<b>14</b>	<b>0</b>	<b>9</b>



### 79 LLOYD CUSHENBERRY III

**Center**  
**6-4 • 309 • Jr. • 2L**  
**Carville, La.**  
**Dutchtown High School**

18

- 2019 No. 18 Jersey
- 2016 SEC First-Year Academic Honor Roll

#### JUNIOR SEASON (2019)

LSU's starting center in 14-straight games ... The anchor of the line that racked up 472 yards of total offense in the season opener against Georgia Southern.



### 3 TYRION DAVIS-PRICE

**Running Back**  
**6-1 • 226 • Fr. • HS**  
**Baton Rouge, La.**  
**Southern Lab High School**

#### FRESHMAN SEASON (2019)

Made his first career appearance against Georgia Southern and totaled five carries for 11 yards as well as a pair of catches for 24 yards.

#### TYRION DAVIS PRICE'S CAREER RUSHING HIGHS

Rush attempts: 3 vs. Miami, 2018  
Rushing yards: 21 vs. Georgia Southern, 2019  
Rushing TDs: None  
Longest Rush: 20 vs. Georgia Southern, 2019

#### TYRION DAVIS PRICE'S CAREER RECEIVING HIGHS

Receptions: 2 vs. Georgia Southern, 2019  
Receiving yards: 14 vs. Georgia Southern, 2019  
Touchdowns: 0  
Long reception: 9 vs. Georgia Southern, 2019

#### TYRION DAVIS PRICE'S CAREER RUSHING STATISTICS

YEAR	G-GS	Att.	Yards	TD	Long
2019	1-0	5	11	0	8
<b>TOTAL</b>	<b>1-0</b>	<b>5</b>	<b>11</b>	<b>0</b>	<b>8</b>

#### TYRION DAVIS PRICE'S CAREER RECEIVING STATISTICS

YEAR	Rec.	Yards	TD	Long
2019	2	24	0	15
<b>TOTAL</b>	<b>2</b>	<b>24</b>	<b>0</b>	<b>15</b>



### 76 AUSTIN DECULUS

**Offensive Tackle**  
**6-7 • 321 • Jr. • 2L**  
**Mamou, La.**  
**Cy-Fair High School (Cypress, Texas)**

#### JUNIOR SEASON (2019)

LSU's starting right tackle for the last 12 games ... Part of the offensive line that did not allow a sack and paved the way for 122 yards on the ground and 350 in the air against Georgia Southern.



### 7 GRANT DELPIT

**Safety**  
**6-3 • 203 • Jr. • 2L**  
**Houston, Texas**  
**IMG Academy**

- 2018 Unanimous All-American
- 2018 First Team All-American  
(Walter Camp, AP, FWAA, Sporting News, AFCA, Sports Illustrated)
- 2018 Jack Tatum Award Winner (Columbus Ohio Touchdown Club)
- 2018 Nagurski Trophy Finalist
- 2018 Thorpe Award Semifinalist
- 2018 First Team All-SEC (Coaches, AP)
- 2018 SEC Defensive Player of the Week (vs. Mississippi State)
- 2018 Bednarik Award Player of the Week (vs. Mississippi State)

#### JUNIOR SEASON (2019)

LSU's starting safety in the last 15 games ... Totaled five tackles, 1.5 tackles for loss and a fumble recover in the season opener against Georgia Southern.

#### GRANT DELPIT'S CAREER HIGHS

Tackles: 10, 3x (Last: vs. Mississippi State, 2018)  
Tackles for loss: 2.5 vs. Ole Miss, 2018  
Sacks: 1, 5x (Last: vs. Arkansas, 2018)  
Interceptions: 2, vs. Mississippi State, 2018  
Pass breakups: 3 at Texas A&M, 2018  
Fumble recoveries: 1, 2x (Last: vs. Georgia Southern, 2019)

#### GRANT DELPIT'S CAREER STATISTICS

YEAR	G-GS	UT	AT	TT	TFL	SACKS	PD	QBH	INT	FF	FR
2017	13-10	36	24	60	3.5-5	0.0-0	9	1	1-0	0	0-0
2018	13-13	46	28	74	9.5-53	5.0-44	14	4	5-1	1	1-0
2019	1-1	2	2	5	1.5-3	0-0	0	0	0-0	0	1-0
<b>Total</b>	<b>27-24</b>	<b>84</b>	<b>54</b>	<b>138</b>	<b>14.5-61</b>	<b>5.0-44</b>	<b>23</b>	<b>5</b>	<b>6-1</b>	<b>1</b>	<b>2-0</b>





## 19 DERRICK DILLON

**Wide Receiver**  
**5-11 • 184 • Sr. • 3L**  
**Franklinton, La.**  
**Pine High School**

### SENIOR SEASON (2019)

Made one reception for 32 yards in the season opener against Georgia Southern.

### DERRICK DILLON'S CAREER RECEIVING HIGHS

Receptions: 5 vs. Rice, 2018  
 Receiving yards: 86 vs. UCF, 2019 Fiesta Bowl  
 Receiving TDs: 1, 2x (Last: vs. UCF, 2019 Fiesta Bowl)  
 Long Reception: 71 (TD) vs. Auburn, 2018

### DERRICK DILLON'S CAREER RUSHING HIGHS

Rushing attempts: 2, 4x (Last: at Alabama, 2017)  
 Rushing yards: 30 vs. Florida, 2017  
 Rushing TDs: 0  
 Long rush: 30 vs. Florida, 2017

### DERRICK DILLON'S CAREER RECEIVING STATISTICS

YEAR	G-GS	REC.	YDS.	TD	LONG
2016	8-0	0	0	0	0
2017	13-3	14	125	0	16
2018	13-5	22	307	2	71 (TD)
2019	1-0	1	32	0	32
<b>TOTALS</b>	<b>35-8</b>	<b>37</b>	<b>464</b>	<b>2</b>	<b>71 (TD)</b>

### DERRICK DILLON'S CAREER RUSHING STATISTICS

YEAR	ATT.	YARDS	TD	LONG
2016	0	0	0	0
2017	15	86	0	30
2018	3	1	0	1
2019	0	0	0	0
<b>TOTALS</b>	<b>18</b>	<b>87</b>	<b>0</b>	<b>30</b>



## 22 CLYDE EDWARDS-HELAIRE

**Running Back**  
**5-9 • 212 • Jr. • 2L**  
**Baton Rouge, La.**  
**Catholic High School**

### JUNIOR SEASON (2019)

Started his first career game in the season opener against Georgia Southern and was LSU's leading rusher with 45 yards and one touchdown on nine carries ... Also finished with a career high four receptions for 31 yards.

### CLYDE EDWARDS-HELAIRE'S CAREER RUSHING HIGHS

Rushing attempts: 20 vs. Louisiana Tech, 2018  
 Rushing yards: 145 vs. Georgia, 2018  
 Rushing TDs: 2 vs. Louisiana Tech, 2018  
 Long rush: 47 vs. Georgia, 2018

### CLYDE EDWARDS-HELAIRE'S CAREER RECEIVING HIGHS

Receptions: 4 vs. Georgia Southern, 2019  
 Receiving yards: 38 vs. Alabama, 2018  
 Receiving TDs: 0  
 Long reception: 30 vs. Alabama, 2018

### CLYDE EDWARDS-HELAIRE'S CAREER KICK RETURN HIGHS

Kick returns: 3, 2x (Last: vs. UCF, 2019 Fiesta Bowl)  
 Kick return yards: 110 vs. UCF, 2019 Fiesta Bowl  
 Long kick return: 77 vs. UCF, 2019 Fiesta Bowl

### CLYDE EDWARDS-HELAIRE'S CAREER RUSHING STATISTICS

YEAR	G-GS	No.	Yards	TD	Long
2017	13-0	9	31	0	10
2018	13-0	146	658	7	47
2019	1-1	9	45	1	13
<b>TOTAL</b>	<b>27-1</b>	<b>164</b>	<b>734</b>	<b>8</b>	<b>47</b>

### CLYDE EDWARDS-HELAIRE'S CAREER RECEIVING STATISTICS

YEAR	Rec.	Yards	TD	Long
2017	3	46	0	27
2018	11	96	0	30
2019	4	31	0	15
<b>TOTAL</b>	<b>18</b>	<b>173</b>	<b>0</b>	<b>30</b>

### CLYDE EDWARDS-HELAIRE'S CAREER KICKOFF RETURNS STATISTICS

YEAR	No.	Yards	TD	Long
2017	13	247	0	26
2018	17	416	0	77
2019	0	0	0	0
<b>TOTAL</b>	<b>30</b>	<b>663</b>	<b>0</b>	<b>77</b>



## 4 JOHN EMERY JR.

**Running Back**  
**6-0 • 203 • Fr. • HS**  
**St. Rose, La.**  
**Destrehan High School**

### FRESHMAN SEASON (2019)

Made his first career appearance in the season opener against Georgia Southern and totaled 20 yards on six carries and made one reception for 17 yards.

### JOHN EMERY JR.'S CAREER RUSHING HIGHS

Rushing attempts: 6 vs. Georgia Southern, 2019  
 Rushing yards: 20 vs. Georgia Southern, 2019  
 Rushing TDs: 0  
 Long rush: 7 vs. Georgia Southern, 2019

### JOHN EMERY JR.'S CAREER RECEIVING HIGHS

Receptions: 1 vs. Georgia Southern, 2019  
 Receiving yards: 17 vs. Georgia Southern, 2019  
 Receiving TDs: 0  
 Long reception: 17 vs. Georgia Southern, 2019

### JOHN EMERY JR.'S CAREER RUSHING STATISTICS

YEAR	G-GS	No.	Yards	TD	Long
2019	1-0	6	20	0	7
<b>TOTAL</b>	<b>1-0</b>	<b>6</b>	<b>20</b>	<b>0</b>	<b>7</b>

### JOHN EMERY JR.'S CAREER RECEIVING STATISTICS

YEAR	Rec.	Yards	TD	Long
2019	1	17	0	17
<b>TOTAL</b>	<b>1</b>	<b>17</b>	<b>0</b>	<b>17</b>



## 92 NEIL FARRELL JR.

**Defensive End**  
**6-5 • 295 • Jr. • 2L**  
**Mobile, Ala.**  
**Murphy High School**

### JUNIOR SEASON (2019)

Finished as the top defensive lineman and third on the team in tackles with a career high of eight in the season opener against Georgia Southern.

### NEIL FARRELL JR.'S CAREER HIGHS

Tackles: 8 vs. Georgia Southern, 2019

Tackles for Loss: 1.5 vs. Southeastern Louisiana, 2018

Sacks: 1.5 vs. Southeastern Louisiana, 2018

### NEIL FARRELL JR.'S CAREER STATISTICS

YEAR	G-GS	UT	AT	TT	TFL	SACKS	PBU	QBH	INT	FF	FR
2017	5-0	1	4	5	0.0-0	0.0-0	0	1	0	0	0
2018	10-0	10	13	23	4.0-22	1.5-14	1	2	0	0	0
2019	1-0	2	6	8	1.0-2	1.0-2	1	0	0	0	0
<b>Total</b>	<b>16-0</b>	<b>13</b>	<b>23</b>	<b>36</b>	<b>5.0-24</b>	<b>2.5-16</b>	<b>2</b>	<b>3</b>	<b>0</b>	<b>0</b>	<b>0</b>



## 91 BREIDEN FEHOKO

**Defensive Line**  
**6-4 • 291 • Sr. • 1L**  
**Honolulu, Hawaii**  
**Farrington High School/Texas Tech**

### SENIOR SEASON (2019)

Has played in nine career games for LSU.

### BREIDEN FEHOKO'S CAREER HIGHS (AT LSU)

Tackles: 6 vs. Southeastern Louisiana, 2018

Tackles for Loss: 2.5 vs. Southeastern Louisiana, 2018


Sacks: 1.0 vs. Southeastern Louisiana, 2018

### BREIDEN FEHOKO'S CAREER STATISTICS (AT LSU)

YEAR	G-GS	UT	AT	TT	TFL	Sacks	PBU	QBH	INT	FF	FR
2018	8-8	2	14	16	3.0-25	1.5-15	1	2	0	0	0-0
2019	1-0	0	0	0	0-0	0-0	0	0	0	0	0-0
<b>Totals</b>	<b>9-8</b>	<b>2</b>	<b>14</b>	<b>16</b>	<b>3.0-25</b>	<b>1.5-15</b>	<b>1</b>	<b>2</b>	<b>0</b>	<b>0</b>	<b>0-0</b>

### BREIDEN FEHOKO'S CAREER STATISTICS (AT TEXAS TECH)

YEAR	G-GS	UT	AT	TT	TFL	Sacks	PBU	QBH	INT	FF	FR
2015	13-13	11	8	19	4.0-13	1.0-4	1	1	1-0	0	0-0
2016	12-12	10	9	19	3.5-12	1.0-7	0	5	0-0	0	0-0
<b>Totals</b>	<b>25-25</b>	<b>21</b>	<b>17</b>	<b>38</b>	<b>7.5-25</b>	<b>2.0-11</b>	<b>1</b>	<b>6</b>	<b>1-0</b>	<b>0</b>	<b>0-0</b>



## 48 BLAKE FERGUSON

**Long Snapper**  
**6-4 • 235 • Sr. • 3L**  
**Smyrna, Ga.**  
**Buford High School**

- 2018 First Team All-America (Phil Steele Magazine)
- 2018 Permanent LSU Team Captain
- 2018 SEC Community Service Team
- 2018 SEC Football Leadership Council Chair
- 2018 LSU Graduate (B.A. Marketing)
- 2018 SEC Academic Honor Roll
- 2017 SEC Academic Honor Roll
- 2016 SEC Academic Honor Roll
- 2015 SEC First-Year Academic Honor Roll

### SENIOR SEASON (2019)

On a streak of 39-straight games as LSU's long snapper.



## 27 LANARD FOURNETTE

**Running Back**  
**5-11 • 206 • Sr. • 3L**  
**New Orleans, La.**  
**St. Augustine High School**

### SENIOR SEASON (2019)

Scored his second career rushing touchdown and finished with six carries for 20 yards in the season opener against Georgia Southern.

### LANARD FOURNETTE'S CAREER HIGHS

Rushing Attempts: 7 vs. Rice, 2018

Rushing Yards: 48 vs. Texas A&M, 2018

Rushing TDs: 1, 2x (Last vs. Georgia Southern, 2019)

Longest Rush: 46 vs. Texas A&M, 2018

Receptions: 3 vs. Georgia Southern, 2019

Receiving Yards: 28 vs. Texas A&M, 2018

Receiving TDs: 0

Longest Reception: 19 vs. Texas A&M, 2018

### LANARD FOURNETTE'S CAREER RUSHING STATISTICS

YEAR	G-GS	ATT.	YARDS	TD	LONG
2016	3-0	5	13	0	5
2017	5-0	1	7	0	7
2018	13-2	12	106	1	46
2019	1-0	6	19	1	10
<b>TOTAL</b>	<b>22-2</b>	<b>24</b>	<b>145</b>	<b>2</b>	<b>46</b>

### LANARD FOURNETTE'S CAREER RECEIVING STATISTICS

YEAR	REC.	YARDS	TD	LONG
2016	0	0	0	0
2017	0	0	0	0
2018	6	55	0	19
2019	3	16	0	10
<b>TOTAL</b>	<b>9</b>	<b>71</b>	<b>0</b>	<b>19</b>



## 1 KRISTIAN FULTON

**Cornerback**  
**6-0 • 192 • Sr. • 2L**  
**New Orleans, La.**  
**Archbishop Rummel High School**

### SENIOR SEASON (2019)

LSU's starting quarterback in the season opener against Georgia Southern.

### KRISTIAN FULTON'S CAREER HIGHS

Tackles: 5 vs. Southeastern Louisiana, 2018  
 Tackles for Loss: 1.0 vs. Arkansas, 2018  
 Sacks: 0  
 Interceptions: 1 vs. Georgia, 2018  
 Pass Breakups: 2, 3x (Last: vs. Ole Miss, 2018)

### KRISTIAN FULTON'S CAREER STATS

YEAR	G-GS	UT	AT	TT	TFL	Sacks	PD	QBH	INT	FF	FR
2016	3-0	1	1	2	0-0	0-0	0	0	0	0	0
2017	0-0	0	0	0	0-0	0-0	0	0	0	0	0
2018	10-10	20	5	25	1.0-7	0-0	10	0	1-0	1	0
2019	1-1	1	0	1	0-0	0-0	1	0	0-0	0	0
<b>Totals</b>	<b>14-11</b>	<b>22</b>	<b>6</b>	<b>28</b>	<b>1.0-7</b>	<b>0-0</b>	<b>11</b>	<b>0</b>	<b>1-0</b>	<b>1</b>	<b>0</b>



## 4 TODD HARRIS JR.

**Safety**  
**5-11 • 186 • Jr. • 2L**  
**Maringouin, La.**  
**Plaquemine High School**

### SENIOR SEASON (2019)

Made his second career start in the season opener against Georgia Southern.

### TODD HARRIS' CAREER HIGHS

Tackles: 12 vs. Alabama, 2018  
 Tackles for Loss: 0  
 Sacks: 0  
 Interceptions: 1 vs. Alabama, 2018  
 Pass Breakups: 2 vs. UCF, 2019 Fiesta Bowl

### TODD HARRIS JR.'S CAREER STATISTICS

YEAR	G-GS	UT	AT	TT	TFL	Sacks	PBU	QBH	INT	FF	FR
2017	13-0	0	4	4	0-0	0-0	0	0	0	0	0-0
2018	11-1	19	12	31	0-0	0-0	3	0	1-0	0	0-0
<b>Total</b>	<b>24-1</b>	<b>19</b>	<b>16</b>	<b>35</b>	<b>0-0</b>	<b>0-0</b>	<b>3</b>	<b>0</b>	<b>1-0</b>	<b>0</b>	<b>0-0</b>



## 62 SIAKI IKA

**Nose Tackle**  
**6-4 • 347 • Fr. • HS**  
**Salt Lake City, Utah**  
**East High School**

### FRESHMAN SEASON (2019)

Made his first career appearance in the season opener against Georgia Southern and recorded one tackle. .

### SIAKI IKA'S CAREER HIGHS

Tackles: 1 vs. Georgia Southern  
 Tackles for Loss: 0  
 Sacks: 0

### SIAKI IKA'S CAREER STATISTICS

YEAR	G-GS	UT	AT	TT	TFL	Sacks	PBU	QBH	INT	FF	FR
2019	1-0	1	0	1	0-0	0-0	0	0	0	0	0
<b>Total</b>	<b>1-0</b>	<b>1</b>	<b>0</b>	<b>1</b>	<b>0-0</b>	<b>0-0</b>	<b>0</b>	<b>0</b>	<b>0</b>	<b>0</b>	<b>0</b>



## 2 JUSTIN JEFFERSON

**Wide Receiver**  
**6-2 • 185 • Jr. • 2L**  
**St. Rose, La.**  
**Destrehan High School**

### JUNIOR SEASON (2019)

LSU's leading receiver in the season opener against Georgia Southern with 87 yards on five receptions and a touchdown.

### JUSTIN JEFFERSON'S CAREER HIGHS

Receptions: 6, 3x (Last: vs. Arkansas, 2018)  
 Receiving Yards: 117 vs. Arkansas, 2018  
 Receiving TDs: 2, 2x (Last: vs. UCF, 2019 Fiesta Bowl)  
 Longest Reception: 65 vs. Ole Miss  
 Rush attempts: 1, 6x (Last: vs. UCF, 2019 Fiesta Bowl)  
 Rushing yards: 19 vs. Ole Miss, 2018  
 Rushing TDs: None  
 Longest Rush: 19 vs. Ole Miss, 2018

### JUSTIN JEFFERSON'S CAREER RECEIVING STATISTICS

YEAR	G-GS	REC.	YDS.	TD	LONG
2017	6-0	0	0	0	0
2018	13-12	54	875	6	65 (TD)
2019	1-1	5	87	1	44
<b>TOTAL</b>	<b>20-13</b>	<b>59</b>	<b>962</b>	<b>7</b>	<b>65 (TD)</b>

### JUSTIN JEFFERSON'S CAREER RUSHING STATISTICS

YEAR	ATT.	YARDS	TD	LONG
2017	1	4	0	4
2018	5	26	0	19
2019	0	0	0	0
<b>TOTAL</b>	<b>6</b>	<b>30</b>	<b>0</b>	<b>19</b>



## 90 RASHARD LAWRENCE

**Defensive End**  
**6-3 • 317 • Sr. • 3L**  
**Monroe, La.**  
**Neville High School**

### SENIOR SEASON

LSU's starting defensive end in 24-straight games ... Forced his first career fumble and recorded a sack in the season opener against Georgia Southern.

### RASHARD LAWRENCE'S CAREER HIGHS

Tackles: 8 vs. Mississippi State, 2018  
Tackles for Loss: 4.0 vs. UCF, 2019 Fiesta Bowl  
Sacks: 2.0 vs. UCF, 2019 Fiesta Bowl  
Force Fumble: 1 vs. Georgia Southern, 2019

### RASHARD LAWRENCE'S CAREER STATISTICS

YEAR	G-GS	UT	AT	TT	TFL	Sacks	PBU	QBH	INT	FF	FR
2016	9-0	2	4	6	1.0-5	1.0-5	0	0	0	0	0-0
2017	10-10	11	21	32	3.5-20	1.5-12	1	3	0	0	0-0
2018	13-13	23	31	54	10.5-48	4.0-24	3	2	0	0	0-0
2019	1-1	1	0	1	1.0-12	1.0-12	0	0	0	1	0-0
<b>Totals</b>	<b>33-24</b>	<b>37</b>	<b>57</b>	<b>93</b>	<b>16.0-85</b>	<b>7.5-53</b>	<b>4</b>	<b>5</b>	<b>0</b>	<b>1</b>	<b>0-0</b>



## 68 DAMIEN LEWIS

**Guard**  
**6-3 • 322 • Sr. • 1L**  
**Canton, Miss.**  
**Canton High School/Northwest Mississippi Community College**

### SENIOR SEASON (2019)

Has started at right guard in every game of his career ... Graded out as the highest rated lineman with five finishes on 56 snaps in the season opener against Georgia Southern.



## 97 GLEN LOGAN

**Defensive End**  
**6-4 • 297 • Jr. • 2L**  
**Kenner, La.**  
**Destrehan High School**

### SENIOR SEASON (2019)

The starter at end in the last five games for LSU ... Finished with three tackles in the season opener against Georgia Southern.

### GLEN LOGAN'S CAREER HIGHS

Tackles: 7 vs. Florida, 2018  
Tackles for Loss: 1.5 vs. Rice, 2018  
Sacks: 1, 4x (Last: vs. UCF, 2019 Fiesta Bowl)  
Quarterback Hurries: 2, 2x (Last: vs. Texas A&M, 2018)

### GLEN LOGAN'S CAREER STATISTICS

YEAR	G-GS	UT	AT	TT	TFL	SACKS	PBU	QBH	INT	FF	FR
2017	12-2	0	17	17	1.0-2	0.5-2	0	1	0	0	0-0
2018	13-10	10	36	46	4.5-30	4.0-29	1	5	0	0	0-0
2019	1-1	0	3	3	0-0	0-0	0	0	0	0	0-0
<b>Total</b>	<b>26-13</b>	<b>10</b>	<b>56</b>	<b>66</b>	<b>5.5-32</b>	<b>4.5-31</b>	<b>1</b>	<b>6</b>	<b>0</b>	<b>0</b>	<b>0-0</b>



## 73 ADRIAN MAGEE

**Offensive Line**  
**6-4 • 335 • Sr. • 3L**  
**Franklinton, La.**  
**Franklinton High School**

### SENIOR SEASON (2019)

Made his sixth career start and fourth at left guard in the season opener against Georgia Southern ... Played 51 total snaps and earn the third-highest grade, highlighted by a pair of finishes.



## 6 TERRACE MARSHALL JR.

**Wide Receiver**  
**6-4 • 209 • So. • 1L**  
**Bossier City, La.**  
**Parkway High School**

### SOPHOMORE SEASON (2019)

Recorded his first career score on an 8-yd pass from Joe Burrow in the second quarter against Georgia Southern ... Went on to score on LSU's next two drives on passes from Burrow ... Became the first LSU receiver since Travin Dural against Sam Houston State in 2014 to have three touchdowns in a game.

### TERRACE MARSHALL'S CAREER HIGHS

Receptions: 4 vs. Georgia Southern, 2019  
Receiving Yards: 52 vs. Ole Miss, 2018  
Receiving TDs: 3 vs. Georgia Southern, 2019  
Longest Reception: 52 vs. Ole Miss, 2018

### TERRACE MARSHALL'S CAREER RECEIVING STATISTICS

YEAR	G-GS	REC.	YDS.	TD	LONG
2018	13-1	12	192	0	52
2019	1-1	4	31	3	11
<b>TOTAL</b>	<b>14-1</b>	<b>16</b>	<b>223</b>	<b>3</b>	<b>52</b>



## 81 THADDEUS MOSS

**Tight End**  
**6-3 • 225 • Jr. • RS**  
**Charlotte, N.C.**  
**Mallard Creek High School/North Carolina State**

### JUNIOR SEASON (2019)

Made his debut for LSU and earned his first career start, totaling three receptions for 61 yards.

### THADDEUS MOSS' CAREER RECEIVING STATISTICS

YEAR	G-GS	REC.	YDS.	TD	LONG
2019	1-1	3	61	0	44
<b>TOTAL</b>	<b>1-1</b>	<b>3</b>	<b>61</b>	<b>0</b>	<b>44</b>



## 6 JACOB PHILLIPS

**Linebacker**

**6-4 • 229 • Jr. • 2L**

**Nashville, Tenn.**

**East Nashville High School**

• 2018 SEC Defensive Player of the Week (vs. Miami)

### JUNIOR SEASON (2019)

Opened the 2019 season as LSU's leading tackler with 10.

### JACOB PHILLIPS' CAREER HIGHS

Tackles: 13 vs. Louisiana Tech, 2018

Tackles for Loss: 1.5 vs. Louisiana Tech, 2018

Sacks: 1.0 vs. Rice, 2018

Interceptions: 1 vs. Miami, 2018

### JACOB PHILLIPS' CAREER STATISTICS

YEAR	G-GS	UT	AT	TT	TFL	SACKS	PBU	QBH	INT	FF	FR
2017	12-0	8	10	18	0.5-1	0.0-0	1	1	0	0	0-0
2018	12-11	32	55	87	5.5-13	1.0-6	3	5	1-45	0	0-0
2019	1-1	3	7	10	0-0	0-0	0	1	0-0	0	0-0
<b>Total</b>	<b>24-11</b>	<b>40</b>	<b>65</b>	<b>105</b>	<b>6.0-14</b>	<b>1.0-6</b>	<b>4</b>	<b>6</b>	<b>1-45</b>	<b>0</b>	<b>0-0</b>



## 8 PATRICK QUEEN

**Linebacker**

**6-2 • 232 • Jr. • 2L**

**Ventress, La.**

**Livonia High School**

### JUNIOR SEASON (2019)

Totaled a pair of tackles and recovered a fumble for 10 yards in the season opener against Georgia Southern.

### PATRICK QUEEN'S CAREER HIGHS

Tackles: 9 vs. Alabama, 2018

Tackles for Loss: 2.0 vs. Alabama, 2018

Sacks: 1.0 vs. UFC, 2019 Fiesta Bowl

Fumble Recoveries: 1 vs. Georgia Southern, 2019

### PATRICK QUEEN'S CAREER STATISTICS

YEAR	G-GS	UT	AT	TT	TFL	SACKS	PBU	QBH	INT	FF	FR
2017	13-0	2	4	6	0.5-1	0.0-0	0	0	0	0	0-0
2018	13-4	20	20	40	5.0-37	1.0-22	1	5	0	0	0-0
2019	1-1	0	2	2	0-0	0-0	0	0	0	0	1-10
<b>Total</b>	<b>27-5</b>	<b>22</b>	<b>26</b>	<b>48</b>	<b>5.5-38</b>	<b>1.0-22</b>	<b>1</b>	<b>5</b>	<b>0</b>	<b>0</b>	<b>1-10</b>



## 51 DARE ROSENTHAL

**Offensive Tackle**

**6-8 • 333 • Fr. • RS**

**Ferriday, La.**

**Ferriday High School**

### REDSHIRT FRESHMAN SEASON (2019)

Saw the first action of his career and totaled 30 snaps at left tackle in the season opener against Georgia Southern.



## 72 TYLER SHELVIN

**Nose Tackle**

**6-3 • 362 • So. • 1L**

**Lafayette, La.**

**Notre Dame High School**

### SOPHOMORE SEASON (2019)

Made his first career start at nose tackle and finished with a career-high six tackles and a tackle for loss in the season opener against Georgia Southern.

### TYLER SHELVIN'S CAREER HIGHS

Tackles: 6 vs. Georgia Southern, 2019

Tackles for loss: 1.0, 2x (Last: vs. Georgia Southern, 2019)

Sacks: 1.0 vs. Rice, 2018

### TYLER SHELVIN'S CAREER STATISTICS

YEAR	G-GS	UT	AT	TT	TFL	Sacks	PBU	QBH	INT	FF	FR
2018	6-0	2	7	9	1.5-7	1.5-7	1	0	0	0	0
2019	1-1	1	5	6	1.0-2	0.0-0	0	0	0	0	0
<b>Total</b>	<b>7-1</b>	<b>3</b>	<b>12</b>	<b>15</b>	<b>2.5-9</b>	<b>1.5-7</b>	<b>1</b>	<b>0</b>	<b>0</b>	<b>0</b>	<b>0</b>



## 3 JACOBY STEVENS

**Safety**

**6-2 • 225 • Jr. • 2L**

**Murfreesboro, Tenn.**

**Oakland High School**

### JUNIOR SEASON (2019)

LSU's starting linebacker and finished with seven tackles against Georgia Southern.

### JACOBY STEVENS' CAREER HIGHS

Tackles: 14 vs. Texas A&M, 2018

Tackles for Loss: 1.0 vs. Georgia, 2018

Sacks: 1.0 vs. Georgia, 2018

Interceptions: 1 vs. UCF, 2019 Fiesta Bowl

Pass Breakups: 2 vs. Arkansas, 2018

Fumble Returns: 64 vs. Southeastern Louisiana, 2018

### JACOBY STEVENS' CAREER STATISTICS

YEAR	G-GS	UT	AT	TT	TFL	SACKS	PBU	QBH	INT	FF	FR
2017	6-1	0	0	0	0-0	0-0	0	0	0-0	0	0-0
2018	11-4	19	16	35	6.5-28	1.5-12	5	4	1-1	0	1-64
2019	1-1	3	4	7	0.5-2	0	0	0	0	0	0-0
<b>Total</b>	<b>18-6</b>	<b>22</b>	<b>20</b>	<b>42</b>	<b>7.0-30</b>	<b>1.5-12</b>	<b>5</b>	<b>4</b>	<b>1-1</b>	<b>0</b>	<b>1-64</b>



## 24 DEREK STINGLEY JR.

**Cornerback**

**6-1 • 195 • Fr. • HS**

**Baton Rouge, La.**

**The Dunham School**

### FRESHMAN SEASON (2019)

LSU's starting cornerback and punt returner ... Became the first true freshman in the last 34 seasons to start on the LSU defense ... Returned four punts for 52 yards, including a long of 32 on his first return in the season opener against Georgia Southern.

### DEREK STINGLEY JR.'S CAREER HIGHS

Tackles: 0

Tackles for Loss: 0

Sacks: 0

Interceptions: 0

Pass Breakups: 0

Punt Returns: 4 vs. Georgia Southern, 2019

Punt Return Yards: 52 vs. Georgia Southern, 2019

Long Punt Return: 32 vs. Georgia Southern, 2019



**DEREK STINGLEY JR.'S CAREER DEFENSIVE STATISTICS**


YEAR	G-GS	UT	AT	TT	TFL	SACKS	PBU	QBH	INT	FF	FR
2019	1-1	0	0	0	0-0	0-0	0	0	0	0	0
<b>Total</b>	<b>1-1</b>	<b>0</b>	<b>0</b>	<b>0</b>	<b>0-0</b>	<b>0-0</b>	<b>0</b>	<b>0</b>	<b>0</b>	<b>0</b>	<b>0</b>

**DEREK STINGLEY JR.'S CAREER PUNT RETURN STATISTICS**

YEAR	No.	Yards	TD	Long
2019	4	52	0	32
<b>TOTAL</b>	<b>4</b>	<b>52</b>	<b>0</b>	<b>32</b>

**74 BADARA TRAORE****Offensive Tackle****6-7 • 323 • Sr. • 1L****Boston, Mass.****Matignon High School/ASA College****SENIOR SEASON (2019)**

Made his third career start and second at left tackle, playing 43 snaps, in the season opener against Georgia Southern.

**38 ZACH VON ROSENBERG****Punter****6-5 • 245 • Jr. • 2L****Zachary, La.****Zachary High School**

- 2018 Second Team All-SEC (AP)
- 2018 SEC Academic Honor Roll
- 2018 Ray Guy Award Ray's 8 (vs. Mississippi State)
- 2017 SEC Academic Honor Roll
- 2017 Freshman All-SEC
- 2017 SEC Special Teams Player of the Week (vs. Tennessee)

**JUNIOR SEASON (2019)**

Boomed his three punts for 50-plus yards, pinning all three inside the 20 in the season opener against Georgia Southern.

**ZACH VON ROSENBERG'S CAREER HIGHS**

Punts: 7, 2x (Last: vs. Mississippi State, 2018)

Punting yards: 306 vs. Mississippi State, 2018

Punting Average: 52.8 vs. Auburn, 2018 (4 punts)


Longest punt: 65 vs. Louisiana Tech, 2018

Punts Downed Inside 20: 4 vs. Southeastern Louisiana, 2018

Punts of 50+ Yards: 3 vs. Georgia Southern, 2019

**ZACH VON ROSENBERG'S CAREER PUNTING STATISTICS**

YEAR	G	NO.	YARDS	AVG	LONG	TB	FC	I20	50+
2017	11	36	1548	43.0	60	1	16	11	4
2018	13	51	2330	45.7	65	1	24	18	12
2019	1	3	155	51.7	53	0	3	3	3
<b>Total</b>	<b>25</b>	<b>90</b>	<b>4,033</b>	<b>44.8</b>	<b>65</b>	<b>2</b>	<b>43</b>	<b>32</b>	<b>19</b>

**36 CADE YORK****Kicker****6-2 • 189 • Fr. • HS****McKinney, Texas****Prosper High School****FRESHMAN SEASON (2019)**

Made his debut against Georgia Southern and connected on both field goals from 39 and 48 yards out and 7-of-7 on PATs ... Became the first true freshman in the modern era to make a field goal in a season opener ... Also became the first true freshman to make his first two field goal attempts since David Browndyke made his first seven in 1986.

**CADE YORK'S CAREER HIGHS**

Points scored: 13 vs. Georgia Southern, 2019

Kick PATs: 7 vs. Georgia Southern, 2019

Field goals made: 2 vs. Georgia Southern, 2019

Field goal attempts: 2 vs. Georgia Southern, 2019

Longest field goal: 48 vs. Georgia Southern, 2019

**CADE YORK'S CAREER STATISTICS****FIELD GOALS**

YEAR	G	FGM-FGA	<20	20-29	30-39	40-49	50+	LONG	PAT	POINTS
2019	1	2-2	0-0	0-0	1-1	1-1	0-0	48	7-7	13
<b>Totals</b>	<b>1</b>	<b>2-2</b>	<b>0-0</b>	<b>0-0</b>	<b>1-1</b>	<b>1-1</b>	<b>0-0</b>	<b>48</b>	<b>7-7</b>	<b>13</b>

Game 1

#6 LSU 55 August 31, 2019  
Georgia Southern 3 Tiger Stadium  
Baton Rouge, La.  
97,420

LSU										
RUSHING		Att.	Gain	Lost	Net	TD	Long			
Clyde Edwards-Helaire		9	45	0	45	1	13			
Chris Curry		2	23	0	23	0	20			
John Emery Jr.		6	20	0	20	0	7			
Lanard Fournette		6	20	1	19	1	10			
Tyrion Davis-Price		5	13	2	11	0	8			
Myles Brennan		3	5	2	3	0	4			
Joe Burrow		1	2	0	2	0	2			
Team		1	0	1	-1	0	0			
PASSING		Att.	Comp		Int	Yds	TD	Long Sacks		
Joe Burrow		23	27		0	278	5	44 0		
Myles Brennan		7	12		0	72	0	32 0		
RECEIVING		No.	Yds.	TD	Long					
Justin Jefferson		5	87	1	44					
Terrace Marshall Jr.		4	31	3	11					
Clyde Edwards-Helaire		4	31	0	15					
Lanard Fournette		3	16	0	10					
Thaddeus Moss		2	61	0	44					
Tyrion Davis-Price		2	24	0	15					
Ja'Marr Chase		2	21	1	13					
Chris Curry		2	14	0	9					
Derrick Dillon		1	32	0	32					
John Emery Jr.		1	17	0	17					
TK McLendon		1	12	0	12					
Trey Palmer		1	6	0	6					
Devonta Lee		1	-1	0	0					
Jamal Pettigrew		1	-1	0	0					
PUNTING		No.	Yds.	Avg.	Long	I20	TB			
Zach Von Rosenberg		3	155	51.7	53	3	0			
FIELD GOALS		Att.	Made	Long	KICKS					
Cade York		2	2	48	Made: 39, 48					
		Punts			Kickoffs			Interceptions		
ALL RETURNS		No.	Yds.	Lg.	No.	Yds.	Lg.	No.	Yds.	Lg.
Derek Stingley Jr.		4	52	32	0	0	0	0	0	0

Georgia Southern

RUSHING		Att.	Gain	Lost	Net	TD	Long			
Logan Wright		13	37	0	37	0	11			
JD King		11	23	0	23	0	5			
Matt LaRoche		5	17	0	17	0	7			
Justin Tomlin		4	8	4	4	0	5			
Shai Werts		6	10	17	-7	0	10			
PASSING		Att.	Comp	Int.	Yds.	TD	Long	Sacks		
Justin Tomlin		3	8	0	24	0	12	1		
Shai Werts		1	3	0	0	0	0	1		
RECEIVING		No.	Yds.	TD	Long					
Khaleb Hood		1	12	0	12					
Cam Brown		1	10	0	10					
Malik Murray		1	2	0	2					
Matt LaRoche		1	0	0	0					
PUNTING		No.	Yds.	Avg.	Long	I20	TB			
Anthony Beck II		9	396	44.0	74	2	0			
FIELD GOALS		Att.	Made	Long	KICKS					
Tyler Bass		1	1	47	Made: 47					
		Punts			Kickoffs			Interceptions		
ALL RETURNS		No.	Yds.	Lg.	No.	Yds.	Lg.	No.	Yds.	Lg.
Monquavion Brinson		0	0	0	1	13	13	0	0	0

No. 6 LSU Dominates Season Opener, 55-3

Joe Burrow tied a school record with five touchdown passes, as the sixth-ranked LSU football team scored on its first five possessions to batter Georgia Southern, 55-3, on Saturday night in Tiger Stadium. LSU (1-0) tied its second-most points in a season opener in the SEC era (since 1933), amassing 473 yards of total offense while holding the Georgia Southern (0-1) to only 98 in its first trip to Baton Rouge. Burrow, LSU's senior quarterback, was 23-of-27 for 278 yards and five touchdowns, tying Zach Mettenberger's school record set in 2013. All five of Burrow's scoring passes came in the first half. Myles Brennan entered in the third quarter and finished 7-of-12 passing for 72 yards. Fourteen different Tigers caught passes in the contest, as Justin Jefferson led the way with 78 yards on five catches including LSU's first touchdown of the night. Sophomore Terrace Marshall Jr. scored on three of his four receptions, TD's of 8, 3 and 11 yards. LSU was balanced offensively, rushing 33 times for 122 net yards. Clyde Edwards-Helaire had team highs of 45 yards on nine carries including a 1-yard touchdown on the Tigers' second drive. Georgia Southern managed only eight first downs and was 1-of-12 on third down against a fast and furious LSU defense coach Ed Orgeron challenged prior to the season to dominate opponents. Rashard Lawrence and K'Lavon Chaisson both forced fumbles recovered by Patrick Queen and Grant Delpit, respectively.

Scoring		1	2	3	4	F
GS		0	3	0	0	3
LSU		21	21	10	3	55
LSU	1Q	12:36	Chase 13 yd pass from Burrow (York kick)			
LSU	1Q	8:10	Edwards-Helaire 1 yd run (York kick)			
LSU	1Q	3:09	Jefferson 9 yd pass from Burrow (York kick)			
LSU	2Q	13:10	Marshall 8 yd pass from Burrow (York kick)			
LSU	2Q	9:58	Marshall 3 yd pass from Burrow (York kick)			
GS	2Q	5:13	Bass 47 yd field goal			
LSU	2Q	0:58	Marshall 11 yd pass from Burrow (York kick)			
LSU	3Q	10:48	York 39 yd field goal			
LSU	3Q	5:47	Fournette 3 yd run (York kick)			
LSU	4Q	10:58	York 48 yd field goal			

Team Stats		GS	LSU
FIRST DOWNS		8	22
FIRST DOWNS		8	22
Rushing		3	8
Passing		2	13
Penalty		3	1
NET YARDS RUSHING		74	122
Rushing Attempts		39	33
Average Per Rush		1.9	3.7
Rushing Touchdowns		0	2
Yards Gained Rushing		95	128
Yards Lost Rushing		21	6
NET YARDS PASSING		24	350
Completions-Attempts-Int		4-11-0	30-39-0
Average Per Attempt		2.2	9.0
Average Per Completion		6.0	11.7
Passing Touchdowns		0	5
TOTAL OFFENSE YARDS		98	472
Total offense plays		50	72
Average Gain Per Play		2.0	6.6
Fumbles: Number-Lost		2-2	0-0
Penalties: Number-Yards		5-20	7-70
PUNTS-YARDS		9-396	3-155
Average Yards Per Punt		44.0	51.7
Net Yards Per Punt		38.2	51.7
Inside 20		2	3
50+ Yards		2	3
Touchbacks		0	0
Fair catch		3	1
KICKOFFS-YARDS		2-105	10-650
Average Yards Per Kickoff		52.5	65.0
Net Yards Per Kickoff		40.0	41.2
Touchbacks		1	9
Fair Catch Yards		24	0
Punt returns: Number-Yards-TD		0-0-0	4-52-0
Average Per Return		0.0	13.0
Kickoff returns: Number-Yds-TD		1-13-0	0-0-0
Average Per Return		13.0	0.0
Interceptions: Number-Yds-TD		0-0-0	0-0-0
Fumble Returns: Number-Yds-TD		0-0-0	1-10-0
Miscellaneous Yards		0	0
Possession Time		28:32	31:28
1st Quarter		6:23	8:37
2nd Quarter		9:27	5:33
3rd Quarter		6:12	8:48
4th Quarter		6:30	8:30
Third-Down Conversions		1 of 12	8 of 14
Fourth-Down Conversions		0 of 0	1 of 1
Red-Zone Scores-Chances		0-0	7-7
Touchdowns		0-0	7-7
Field goals		0-0	0-7
Sacks By: Number-Yards		0-0	2-14
PAT Kicks		0-0	7-7
Field Goals		1-1	2-2
Points off turnovers		0	14

## 2019 NUMERICAL ROSTER

NO.	NAME	POS.	HT.	WT.	CL./EXP.	HOMETOWN (HS/PREVIOUS SCHOOL)
1*	Ja'Marr Chase	WR	6-1	200	So.-1L	Metairie, La. (Rummel HS)
1*	Kristian Fulton	CB	6-0	200	Sr.-1L	Metairie, La. (Rummel HS)
2	Justin Jefferson	WR	6-3	192	Jr.-2L	St. Rose, La. (Destrehan HS)
3*	AJ Aycock	QB	6-5	212	Fr.-RS	Jonesboro, Ark. (Academies at Jonesboro HS)
3*	Tyrion Davis-Price	RB	6-1	226	Fr.-HS	Baton Rouge, La. (Southern Lab HS)
3*	JaCoby Stevens	S	6-2	225	Jr.-2L	Murfreesboro, Tenn. (Oakland HS)
4*	John Emery Jr.	RB	6-0	203	Fr.-HS	St. Rose, La. (Destrehan HS)
4*	Todd Harris Jr.	S	5-11	190	Jr.-2L	Maringouin, La. (Plaquemine HS)
5*	Devonta Lee	WR	6-1	223	Fr.-HS	Fluker, La. (Amite HS)
5*	Kary Vincent Jr.	CB	5-10	185	Jr.-2L	Houston, Texas (Port Arthur Memorial HS)
6*	Terrace Marshall Jr.	WR	6-4	200	So.-1L	Bossier City, La. (Parkway HS)
6*	Jacob Phillips	LB	6-4	233	Jr.-2L	Nashville, Tenn. (East Nashville HS)
7	Grant Delpit	S	6-3	203	Jr.-2L	Houston, Texas (IMG Academy)
8*	Peter Parrish	QB	6-1	190	Fr.-HS	Phenix City, Ala. (Central HS)
8*	Patrick Queen	LB	6-1	227	Jr.-2L	Ventress, La. (Livonia HS)
9*	Marcel Brooks	S	6-2	194	Fr.-HS	Fort Worth, Texas (Marcus HS)
9*	Joe Burrow	QB	6-4	216	Sr.-1L	Athens, Ohio (Athens HS/Ohio State)
10	Stephen Sullivan	TE	6-5	242	Sr.-3L	Donaldsonville, La. (Donaldsonville HS)
11	Eric Monroe	S	6-1	208	Jr.-1L	Houston, Texas (North Shore HS)
12*	Walker Kinney	QB	6-2	218	Fr.-HS	Stilwell, Kan. (Blue Valley HS)
12*	Donte Starks	LB	6-1	212	Fr.-HS	Marrero, La. (John Ehret HS)
13	Jontre Kirklin	WR	6-0	185	Jr.-2L	Lutcher, La. (Lutcher HS)
14*	Maurice Hampton Jr.	DB	6-0	214	Fr.-HS	Memphis, Tenn. (University HS)
14*	John Gordon McKernan	QB	6-2	186	Fr.-HS	Baton Rouge, La. (University HS)
15	Myles Brennan	QB	6-4	207	So.-1L	Long Beach, Miss. (St. Stanislaus HS)
16	Jay Ward	CB	6-2	167	Fr.-HS	Moultrie, Ga. (Colquitt County HS)
17	Racey McMath	WR	6-3	221	Jr.-1L	New Orleans, La. (Edna Karr HS)
18	K'Lavon Chaisson	OLB	6-4	250	So.-1L	Houston, Texas (North Shore HS)
19	Derrick Dillon	WR	5-11	186	Sr.-3L	Franklinton, La. (Pine HS)
21	Kenan Jones	S	6-3	207	So.-1L	Berwick, La. (Berwick HS)
22	Clyde Edwards-Helaire	RB	5-8	209	Jr.-2L	Baton Rouge, La. (Catholic HS)
23*	Micah Baskerville	LB	6-1	228	So.-1L	Shreveport, La. (Evangel Christian Academy)
23*	Corren Norman	RB	5-9	191	Fr.-HS	Broussard, La. (Lafayette HS)
24*	Chris Curry	RB	6-0	215	Fr.-RS	Lehigh Acres, Fla. (Lehigh HS)
24*	Derek Stingley Jr.	CB	6-1	190	Fr.-HS	Baton Rouge, La. (Dunham School)
25*	Cordale Flott	CB	6-2	160	Fr.-HS	Saraland, Ala. (Saraland HS)
25*	Josh Williams	RB	5-10	192	Fr.-HS	Houston, Texas (The Kinkaid School)
26	Kendall McCallum	LB	6-5	225	Fr.-HS	Anniston, Ala. (Oxford HS)
27*	Lanard Fournette	RB	5-11	200	Sr.-3L	New Orleans, La. (St. Augustine HS)
27*	Treven Kately	DB	5-10	191	So.-SQ	Lafayette, La. (Lafayette Christian Academy)
28	Clyde Townsend	WR	5-9	156	Fr.-HS	Bradenton, Fla. (Braden River HS)
29*	Alex Aucoin	WR	6-0	180	Fr.-RS	Baton Rouge, La. (Parkview Baptist HS)
29*	Raydarius Jones	CB	6-2	161	Fr.-HS	Horn Lake, Miss. (Horn Lake HS)
30*	Cade Comeaux	DB	6-0	178	Fr.-RS	New Orleans, La. (John Curtis HS)
30*	Jack Mashburn	TE	6-3	207	Fr.-HS	Covington, La. (St. Paul's HS)
31*	Cameron Lewis	S	6-2	197	Jr.-SQ	Monroe, La. (Wossman HS)
31*	Thomas McGoey	WR	6-0	187	Fr.-HS	Thibodaux, La. (E.D. White Catholic HS)
32	Avery Atkins	PK	5-11	217	So.-1L	Auburn, Ala. (Auburn HS)
33	Trey Palmer	WR	6-1	180	Fr.-HS	Kentwood, La. (Kentwood HS)
34*	Lloyd Cole	CB	6-0	200	Jr.-RS	Bossier City, La. (Parkway HS/Grambling)
34*	Connor Culp	PK	5-10	187	Jr.-1L	Phoenix, Ariz. (Desert Vista HS)
35	Damone Clark	LB	6-3	239	So.-1L	Baton Rouge, La. (Southern Lab HS)
36*	Derian Moore	S	6-1	215	So.-RS	Houma, La. (H.L. Bourgeois HS/Nicholls)
36*	Cade York	PK	6-2	189	Fr.-HS	McKinney, Texas (Prosper HS)
38	Zach Von Rosenberg	P	6-5	240	Jr.-2L	Zachary, La. (Zachary HS)
41	Carlton Smith	LB	6-3	243	So.-SQ	Houston, Texas (Lamar HS)
42*	Hunter Faust	LB	6-1	232	Fr.-RS	New Orleans, La. (Jesuit HS)
42*	Aaron Moffitt	TE	6-2	252	So.-SQ	Baton Rouge, La. (Catholic HS)
43*	Preston Stafford	PK	5-11	164	Fr.-RS	Pontotoc, Miss. (Catholic HS)
43*	Ray Thornton	OLB	6-3	227	Jr.-2L	Killeen, Texas (Shoemaker HS)

## ALPHABETICAL ROSTER

11*	Dee Anderson	WR
46	Andre Anthony	OLB
32	Avery Atkins	PK
29*	Alex Aucoin	WR
3*	AJ Aycock	QB
23*	Micah Baskerville	LB
54	Aaron Benfield	LB
75	Anthony Bradford	OL
15	Myles Brennan	QB
9*	Marcel Brooks	S
89	Colby Brunet	WR
9*	Joe Burrow	QB
71	Donavaghn Campbell	OL
44	Tory Carter	FB
18	K'Lavon Chaisson	OLB
77	Saahdiq Charles	OT
1*	Ja'Marr Chase	WR
55	Jarell Cherry	DE
35	Damone Clark	LB
34*	Lloyd Cole	CB
30*	Cade Comeaux	DB
34*	Connor Culp	PK
24*	Chris Curry	RB
79	Lloyd Cushenberry III	C
3*	Tyrion Davis-Price	RB
76	Austin Deculus	OL
7	Grant Delpit	S
19	Derrick Dillon	WR
45*	Michael Divinity Jr.	OLB
22	Clyde Edwards-Helaire	RB
4	John Emery Jr.	RB
94	Joseph Evans	DL
92	Neil Farrell Jr.	DE
42*	Hunter Faust	LB
91	Breiden Fehoko	DL
48	Blake Ferguson	SNP
25*	Cordale Flott	CB
53	Soni Fonua	OLB
27*	Lanard Fournette	RB
87	Evan Francioni	WR
1*	Kristian Fulton	CB
14*	Maurice Hampton Jr.	DB
51	Austin Harden	OL
4*	Todd Harris Jr.	S
57	Chasen Hines	OG
82	Brandon Hubicz	TE
62	Siaki Ika	NT
70	Ed Ingram	OG
2	Justin Jefferson	WR
83	Jaray Jenkins	WR
47	Nelson Jenkins III	DL
21	Kenan Jones	S
29*	Raydarius Jones	CB
27*	Treven Kately	DB
45*	Stephen King	TE
12*	Walker Kinney	QB
13	Jontre Kirklin	WR
52	Tayte Langley	LB
90	Rashard Lawrence	DE
5*	Devonta Lee	WR
31*	Cameron Lewis	S
68	Damien Lewis	OG
59	Desmond Little	OLB
97	Glen Logan	DE
73	Adrian Magee	OL
6*	Terrace Marshall Jr.	WR
86	Michael Martin	WR
30*	Jack Mashburn	TE
49	Jansen Mayea	TE

## 2019 NUMERICAL ROSTER

44	Tory Carter	FB	6-1	250	Jr.-2L	Valdosta, Ga. (Lee County HS)
45*	Michael Divinity Jr.	OLB	6-2	241	Sr.-3L	Marrero, La. (John Ehret HS)
45*	Stephen King	TE	6-6	228	Fr.-RS	Alexandria, Va. (Hayfield Secondary School)
46	Andre Anthony	OLB	6-4	250	Jr.-1L	New Orleans, La. (Edna Karr HS)
47*	Nelson Jenkins III	DL	6-4	286	Fr.-RS	Maringouin, La. (Plaquemine HS)
47*	Quentin Skinner	SNP	6-0	253	Fr.-HS	Buford, Ga. (Buford HS)
48	Blake Ferguson	SNP	6-3	235	Sr.-3L	Smyrna, Ga. (Buford HS)
49*	Jansen Mayea	TE	6-3	239	Fr.-RS	New Iberia, La. (Westgate HS)
49*	Travez Moore	OLB	6-4	246	Jr.-RS	Bastrop, La. (Bastrop HS/Copiah-Lincoln CC)
51*	Austin Harden	OL	6-1	310	Fr.-HS	Patterson, La. (Patterson HS)
51*	Dare Rosenthal	OT	6-7	314	Fr.-RS	Ferriday, La. (Ferriday HS)
52	Tayte Langley	LB	6-3	245	Fr.-HS	Iota, La. (Iota HS)
53	Soni Fonua	OLB	6-3	274	Jr.-JC	Salt Lake City, Utah (East HS/Mesa CC)
54	Aaron Benfield	LB	6-2	230	Fr.-HS	Thibodaux, La. (E.D. White Catholic HS)
55	Jarell Cherry	DE	6-3	264	Fr.-RS	Dallas, Texas (Carter HS)
57	Chasen Hines	OG	6-3	336	So.-1L	Marshall, Texas (Marshall HS)
58*	Jared Small	LB	6-0	213	So.-SQ	Baton Rouge, La. (Catholic HS)
58*	Kardell Thomas	OL	6-3	329	Fr.-HS	Baton Rouge, La. (Southern Lab HS)
59	Desmond Little	OLB	6-5	210	Fr.-HS	Prichard, Ala. (Vigor HS)
61	Cameron Wire	OT	6-6	300	Fr.-RS	Gonzales, La. (East Ascension HS)
62	Siaki Ika	NT	6-4	354	Fr.-HS	Salt Lake City, Utah (East HS)
63	Michael Smith	OL	6-2	325	Jr.-SQ	Killeen, Texas (Ellison HS)
65	Jakori Savage	OL	6-6	294	Jr.-2L	Bay Minette, Ala. (Baldwin County HS)
68	Damien Lewis	OG	6-3	332	Sr.-1L	Canton, Miss. (Canton HS/NW Mississippi CC)
69	Charles Turner	OL	6-4	266	Fr.-HS	Canton, Ohio (IMG Academy)
71	Donavaughn Campbell	OL	6-5	360	Jr.-1L	Ponchatoula, La. (Ponchatoula HS)
72	Tyler Shelvin	NT	6-3	346	So.-1L	Lafayette, La. (Notre Dame HS)
73	Adrian Magee	OL	6-4	343	Sr.-3L	Franklinton, La. (Franklinton HS)
74	Badara Traore	OT	6-7	320	Sr.-1L	Boston, Mass. (Matignon HS/ASA College)
75	Anthony Bradford	OL	6-7	355	Fr.-HS	Muskegon, Mich. (Muskegon HS)
76	Austin Deculus	OL	6-7	322	Jr.-2L	Mamou, La. (Cy-Fair HS)
77	Saahdiq Charles	OT	6-4	295	Jr.-2L	Jackson, Miss. (Madison-Ridgeland Academy)
78	Thomas Perry	OL	6-6	341	Fr.-HS	Lafayette, La. (Teurlings Catholic HS)
79	Lloyd Cushenberry III	C	6-4	315	Jr.-2L	Carville, La. (Dutchtown HS)
80	Jamal Pettigrew	TE	6-6	258	Jr.-1L	New Orleans, La. (Saint Augustine HS)
81	Thaddeus Moss	TE	6-3	249	Jr.-SQ	Charlotte, N.C. (Mallard Creek HS/NC State)
82	Brandon Hubicz	TE	6-2	197	Fr.-HS	Baton Rouge, La. (Catholic HS)
83	Jaray Jenkins	WR	6-4	195	Fr.-RS	Jena, La. (Jena HS)
84	TK McLendon	TE	6-5	263	Jr.-JC	Soperton, Ga. (Treulton HS/Copiah-Lincoln CC)
85	Ray Parker	DE	6-5	233	Fr.-HS	Ruston, La. (Ruston HS)
86	Michael Martin	WR	5-9	174	Fr.-RS	Weslaco, Texas (University HS)
87	Evan Francioni	WR	6-0	194	Fr.-RS	River Ridge, La. (Archbishop Rummel HS/UNO)
89	Colby Brunet	WR	6-0	194	Jr.-1L	Metairie, La. (Archbishop Rummel HS)
90	Rashard Lawrence	DE	6-2	308	Sr.-3L	Monroe, La. (Neville HS)
91	Breiden Fehoko	DL	6-2	291	Sr.-1L	Honolulu, Hawaii (Farrington HS/Texas Tech)
92	Neil Farrell Jr.	DE	6-4	298	Jr.-2L	Mobile, Ala. (Murphy HS)
93	Justin Thomas	DE	6-5	256	Jr.-1L	Daphne, Ala. (Spanish Fort HS)
94	Joseph Evans	DL	6-2	288	Fr.-HS	Haynesville, La. (Haynesville HS)
97	Glen Logan	DE	6-4	309	Jr.-2L	Kenner, La. (Destrehan HS)

## ALPHABETICAL ROSTER

26	Kendall McCallum	LB
31*	Thomas McGoey	WR
14*	John Gordon McKernan	QB
84	TK McLendon	TE
17	Racey McMath	WR
42*	Aaron Moffitt	TE
11*	Eric Monroe	S
36*	Derian Moore	S
49	Travez Moore	OLB
81	Thaddeus Moss	TE
23*	Corren Norman	RB
33	Trey Palmer	WR
85	Ray Parker	DE
8*	Peter Parrish	QB
78	Thomas Perry	OL
80	Jamal Pettigrew	TE
6*	Jacob Phillips	LB
8	Patrick Queen	LB
51	Dare Rosenthal	OT
65	Jakori Savage	OL
72	Tyler Shelvin	NT
47	Quentin Skinner	SNP
58	Jared Small	LB
41	Carlton Smith	LB
63	Michael Smith	OL
43	Preston Stafford	PK
12*	Donte Starks	LB
3*	JaCoby Stevens	S
24*	Derek Stingley Jr.	CB
10	Stephen Sullivan	TE
58	Kardell Thomas	OL
93	Justin Thomas	DE
43	Ray Thornton	OLB
28	Clyde Townsend	WR
74	Badara Traore	OT
69	Charles Turner	OL
5*	Kary Vincent Jr.	CB
38	Zach Von Rosenberg	P
16	Jay Ward	CB
25*	Josh Williams	RB
61	Cameron Wire	OT
36*	Cade York	PK

## Pronunciation Guide

### PLAYERS

89 Colby Brunet	Brew-nay	27 Lanard Fournette	luh-Nard	51 Dare Rosenthal	Dare (rhymes with "care")
18 K'Lavon Chaisson	K-luh-von Chase-on	83 Jaray Jenkins	juh-Ray	65 Jakori Savage	Juh-core-ee
77 Saahdiq Charles	Sah-deek	21 Kenan Jones	Kee-nun	48 Dantrieze Scott	Don-treez
55 Jarell Cherry	juh-Reil	13 Jontre Kirklin	Jon-tray	10 Stephen Sullivan	stuh-Fahn
35 Damone Clark	duh-Moan	90 Rashard Lawrence	Ruh-shard	74 Badara Traore	buh-Dah-uh Tray-or
54 Davin Cotton	Dav-in	17 Racey McMath	Race-ee		
76 Austin Deculus	Deck-you-luss	57 Chasen Hines	Chase-in		
22 Clyde Edwards-Helaire	E-lair	92 Neil Farrell Jr.	Fair-ull		
		91 Breiden Fehoko	Bray-den fuh-Ho-ko		

### COACHES

Dave Aranda	uh-Ran-duh
Ed Orgeron	O-zhure-on

Listen to all pronunciations on the roster page at [LSUsports.net/football](https://lsusports.net/football)