

2019 FOOTBALL GAME NOTES



NATIONAL CHAMPIONS

1958 • 2003 • 2007

SEC CHAMPIONS

1935 • 1936 • 1958 • 1961

1970 • 1986 • 1988 • 2001

• 2003 • 2007 • 2011

GAME
10



Ole Miss
November 16, 2019

Vaught-Hemingway Stadium
Oxford, Miss.
6 p.m. CT • ESPN

BREAKDOWN

LSU

Record 9-0, 5-0 SEC
 Ranking No. 1 CFP/AP/Coaches
 Last Game November 9 at Alabama
 Won, 46-41
 Head Coach Ed Orgeron (3rd Season)
 Career Record 50-36
 LSU Record 34-9
 vs. Ole Miss 3-0
 LSU vs. Ole Miss 62-41-4



Ole Miss

Record 4-6, 2-4 SEC
 Ranking NR
 Last Game November 9 vs. New Mexico St.
 Won, 41-3
 Head Coach Matt Luke
 Record at OM 15-19 (3rd Season)
 Career Record Same



COACH LOCATIONS

On The Field

Ed Orgeron, Head Coach
 Dave Aranda, Defensive Coordinator
 James Cregg, Offensive Line
 Bill Johnson, Defensive Line
 Mickey Joseph, Wide Receivers
 Greg McMahon, Special Teams
 Corey Raymond, Defensive Backs
 Tommie Robinson, Running Backs

In The Press Box

Joe Brady, Passing Game Coordinator
 Bill Busch, Safeties
 Steve Enslinger, Offensive Coordinator, QBs

ON THE AIR



Chris Blair, Play-By-Play
 Doug Moreau, Analyst
 Gordy Rush, Reporter



Sean McDonough, Play-by-Play
 Todd Blackledge, Analyst
 Holly Rowe Reporter

LSU Media Central

Media can access the current media guide, updated statistics and game notes all in one location at www.LSUsports.net/media.

2019 SCHEDULE

DATE	OPPONENT/TV	TIME (CT)	SERIES RECORD
Aug. 31	Georgia Southern [SECN]	Won, 55-3	LSU leads 1-0
Sept. 7	at No. 9 Texas [ABC]	Won, 45-38	Texas leads 9-8-1
Sept. 14	Northwestern State (Purple Game) [SECN]	Won, 65-14	LSU leads 12-0
Sept. 21	at Vanderbilt * [SECN]	Won, 66-38	LSU leads 23-7-1
Oct. 5	Utah State [SECN]	Won, 42-6	LSU leads 3-0
Oct. 12	No. 7 Florida * (Homecoming) [ESPN]	Won, 42-28	Florida leads 33-30-3
Oct. 19	at Mississippi State * [CBS]	Won, 36-13	LSU leads 75-35-3
Oct. 26	No. 9 Auburn * (Gold Game) [CBS]	Won, 23-20	LSU leads 31-22-1
Nov. 9	at No. 2 Alabama * [CBS]	Won, 46-41	Alabama leads 53-26-5
Nov. 16	at Ole Miss * [ESPN]	6 p.m.	LSU leads 62-41-4
Nov. 23	Arkansas * [ESPN] (LSU Salutes)	6 p.m.	LSU leads 40-22-2
Nov. 30	Texas A&M * (Senior Tribute)	TBA	LSU leads 33-20-3
Dec. 7	SEC Championship [CBS]	2:30 p.m.	LSU 4-1 in Title Game

NEXT UP

▶ LSU (9-0, 5-0 SEC) plays its final road game of the season on Saturday when the No. 1 ranked Tigers travel to face Ole Miss (4-6, 2-4 SEC) in Oxford. LSU goes into the contest ranked No. 1 in the nation in both the AP and USA Today Coaches polls.

▶ Kickoff is scheduled for 6 p.m. CT and will be televised on ESPN.

▶ The Tigers are coming off a 46-41 win over then-No. 3 Alabama on Saturday in Tuscaloosa. The win over Alabama was LSU's fourth Top 10 victory this year matching last year's school-record mark. It's the first time LSU has four Top 10 wins during the regular season.

▶ LSU, winners of 10 straight dating back to last year, is the only team in college football with a 4-0 mark against teams currently ranked in the AP Top 25.

▶ LSU is off to an 9-0 start for the first time since 2011 and fifth time overall. Other 9-0 starts came in 1908, 1958, 1973, and 2011.

▶ LSU is ranked No. 1 in the nation in the AP poll for the third straight week. It's the first time since 2011 LSU's held the top spot in the AP poll for three straight weeks.

▶ Overall, LSU will be playing its 26th consecutive games as a Top 25 team. LSU has been a Top 25 team for 38 of the 43 games under Coach O with 17 of those coming as a Top 10 team.

▶ With the win over Alabama, LSU is 8-1 in its last nine games against Top 10 ranked teams.

▶ LSU head coach Ed Orgeron brings a 34-9 mark in 43 games as the Tiger coach into the contest. Of his 34 wins with the Tigers, 25 have come by double-figures, nine have come against Top 10 teams and 15 have come against teams ranked in the Top 25.

▶ Orgeron's nine Top 10 wins ranks as the third-most for an LSU coach in school history, trailing only Les Miles (16 in 12 years) and Charles McClendon (10 in 18 years). Orgeron is 9-3 against Top 10 teams at LSU.

▶ LSU has won at least 8 games for 20 straight seasons. The 20-year streak is the longest among Power 5 schools and ranks second to only Boise State (21) among all FBS schools.

▶ Under Orgeron, LSU is 20-1 when having a 100-yard rusher and the Tigers are 32-2 when reaching the 20-point mark.

▶ LSU leads the SEC in total offense (538.4), passing offense (379.3) and redzone offense (48-of-49) and the Tigers are No. 2 in the league in scoring offense (46.7).

▶ LSU's defense ranks No. 2 in the SEC in rushing yards per game (100.7), No. 7 in total defense (340.4) and No. 8 in scoring defense (22.3).

▶ LSU QB Joe Burrow and RB Clyde Edwards-Helaire shared SEC Offensive Player of the Week honors this week for their play in the win over Alabama.

▶ QB Joe Burrow leads the SEC and ranks No. 2 in the nation in passing yards (3,198), passing yards per game (355.3), and passing TDs (33). He's also first in the SEC and No. 3 in the nation in points responsible for (218) and total offense (376.3). He's on pace to break every LSU single-season passing record.

▶ In nine games, Burrow has completed 236-of-299 passes for 3,198 yards, 33 TDs and only four interceptions. He's thrown at least one TD pass in 13 straight games and he's gone over the 300-yard mark in 9 of the last 12 games.

▶ WRs Ja'Marr Chase (49 rec., 889 yards, 10 TDs) and Justin Jefferson (62 rec., 898 yards, 9 TDs) rank Nos. 1-3 in the SEC in receiving yards per game with 111.1 and 99.8 yards respectively. LSU's third receiver Terrace Marshall has 24 receptions for 378 yards and 8 TDs to his credit.

▶ TE Thaddeus Moss has 27 catches for 292 yards and a TD.

▶ RB Clyde Edwards-Helaire leads the SEC in touchdowns with 12 (11 rushing, 1 receiving). He's also rushed for 100+ yards in four of LSU's five SEC games. He's No. 7 in the SEC in rushing yards per game (87.3). Edwards-Helaire has rushed for 786 yards on 135 attempts.

▶ LB Jacob Phillips ranks No. 4 in the SEC in tackles per game (7.9). He has 79 total tackles, while OLB K'Lavon Chaisson is No. 10 in the league in tackles for loss with 8.0.

▶ CB Derek Stingley leads the SEC in passes defended (13) and he's tied for the lead league in interceptions (4). Stingley has intercepted a pass in four of LSU's last six games.

BY THE NUMBERS

4

Number of Top 10 wins for LSU in 2019. It's the most Top 10 wins for an LSU team during the regular season in school history. Last year, LSU won 4 games against Top 10 teams with the fourth coming against UCF in the Fiesta Bowl.

10

LSU enters the Ole Miss game having won 10 straight games dating back to last season. The 10-game winning streak ranks as the seventh-longest streak in LSU history.

39

Of LSU's 53 offensive touchdowns, 39 have come on drives of less than 3 minutes.

EVERYBODY EATS

420

LSU has scored 420 points through nine games for the most points scored in the first nine of a game in school history.

29

Burrow set the school record for touchdown passes in a season against Mississippi State with 29.

20

Burrow has 20 or more completions in 12-straight games for a school record.

3,198

Burrow's passing yards this season, which is second in the nation.

19

A total of 19 players have at least one reception in 2019 already, including all five running backs.

48

LSU is 48-for-49 in the redzone this season, the most redzone scores in the country and the 97.9 percent conversion is No. 1 in the nation.

9+

Only 16 players in the country have nine or more touchdowns this season with two coming from LSU - Justin Jefferson and Ja'Marr Chase.

78.9

Burrow's completion percentage, which is first in the country.

471

Quarterback Joe Burrow threw for 471 yards at Texas for the second most in a game in school history. Burrow's total yardage in the air was the most ever against a Texas team.

3

Wide receivers Justin Jefferson, Ja'Marr Chase and Terrace Marshall Jr. became the first trio in school history with 100 or more receiving yards in a game at Texas.

32

Burrow's 32 completions against Auburn were the third most in a game in school history.

6

Burrow set the school record for touchdown passes in a game with six at Vanderbilt.

66

The most points in regulation of an SEC game in school history.



JOE BURROW

236-of-299, 3,198 Yards, 33 Touchdowns

TALKING TIGERS

CLYDE EDWARDS- HELAIRE

135 Attempts, 786 Yards, 11 Touchdowns

JUSTIN JEFFERSON

62 Receptions, 898 Yards, 9 Touchdowns

JA'MARR CHASE

49 Receptions, 889 Yards, 10 Touchdowns

TERRACE MARSHALL JR.

24 Receptions, 378 Yards, 8 Touchdowns

"Not only is LSU football a contender for the College Football Playoff, but it's time to start including Joe Burrow in the Heisman discussion. He's comfortable in an explosive offense with tons of weapons and his team will be in the hunt late into the season."
- Chris Doering, SEC Network

"If you didn't watch it (LSU vs. Texas), then you better be ready for old LSU. Joey Burrow has a new offense. He's got great receivers. I walk out of here tonight with this different approach from LSU. They are attacking. This quarterback is for real. In the year of quarterbacks all around the country, you better add Joe Burrow. This kid is a fighter. It's going to be a lot of fun to watch LSU as they get ready for the SEC West."
- Kirk Herbstreit, ESPN

"You look at the confidence that the rest of the team feels because (Joe's) their quarterback, you can tell. Being on the sideline when he runs out, it's different. It's the first time in a long time LSU fans feel like that guy's special at that position."
- Marcus Spears, SEC Network

"LSU has never had a quarterback like this. Burrow, with the help of (Joe) Brady and his modern passing attack, has become as much of a threat as any quarterback in the country."
- Barrette Sallee, CBS Sports

"To outsiders, Burrow might sound cocky, brash or even arrogant. For the people who know him best, his self-confidence is simply a product of his preparation and determination to outwork everyone else."
- Mark Schlabach, ESPN
ESPN Senior Writer



Ole Miss Week

11

MONDAY

Orgeron Press Conference
12:30 p.m. - Tiger Stadium Lawton Room

Practice

3:30 p.m. - McClendon Practice Facility (Open to Media)

Player Interviews

5:30 p.m. - Indoor Field at the McClendon Practice Facility

12

TUESDAY

Practice
3:30 p.m. - McClendon Practice Facility (Open to Media)

13

WEDNESDAY

SEC Teleconference
10 a.m. - Orgeron on call

Practice

3:30 p.m. - McClendon Practice Facility (Open to Media)

Coach O Radio Show

7 p.m. - TJ Ribs at Acadian

14

THURSDAY

Practice
No Media Availability

5:30 p.m. - Coach Orgeron Post-Practice Interview (Indoor Facility)

15

FRIDAY

Focus Friday
Travel to Mississippi
No Media Availability

16

SATURDAY

Gameday
LSU at Ole Miss
6 p.m. CT | ESPN

17

SUNDAY

Off Day
No Media Availability

LSU Media Services

Ed Orgeron Interviews

Monday Press Luncheon:

LSU head coach Ed Orgeron meets with the media each Monday of game week in the Lawton Room at Tiger Stadium. Lunch is served at 11:30 a.m. followed by comments from the Coach Orgeron at 12:30 p.m. CT. Media members can park in Lot 104 (formerly Lot F) on campus, which is located off Nicholson Drive in front of the track stadium. A transcript of Coach Orgeron's opening statement as well as the question and answer session can be found on www.LSUsports.net.

Listen To Ed Orgeron's Weekly Press Conference

Members of the media can access the audio portion of Coach Orgeron's Weekly Press Luncheon each Monday starting at 12:30 p.m. CT at www.LSUsports.net/live or over the radio in the Baton Rouge area on 104.5 FM.

SEC Teleconference

The 14 SEC coaches are featured on a weekly teleconference each Wednesday at 10 a.m. CT during the regular season. Coach Orgeron speaks for 10 minutes starting at 10 a.m. Contact the LSU Sports Information Department to obtain the phone number to access the call.

Thursday Post-Practice

Coach Orgeron meets with the media at approx. 5:30 p.m. each Thursday during the regular season in the indoor facility at the LSU Operations Center.

LSU Player Interviews

LSU players are available to the media during a typical game week on Monday at 5:30 p.m. on the indoor field at the Football Operations Building. Interview requests for the Monday media opportunity should be made at least 24 hours in advance and emailed to Michael Bonnette (mbonnet@lsu.edu) and Brandon Berrio (bberri1@lsu.edu). Members of the media are not permitted to contact players on their cell phones under any circumstance.

LSU Video Newsfeed

LSU will be distributing video interviews and other highlights via FTP during the 2018 season. A link to download -the newsfeed will be emailed to members of the media each Monday afternoon during the season. Email Michael Bonnette at mbonnet@lsu.edu to be placed on the distribution list.

WHO TO CONTACT

Communications Office • (225) 578-8226

Michael Bonnette • Assoc. AD/Communications

Coach Orgeron and Player Interview Requests |

E-mail: mbonnet@lsu.edu

Brandon Berrio • Asst. Communications Director

Player Interview Requests | E-mail: bberri1@lsu.edu

LSU Director of Digital Media

Todd Politz - todd@lsusp.com

LSU Creative Services

Jason Feirman - jfeirman@lsu.edu (Logos)

Chris Parent - cparen3@lsu.edu (Photos)

Network Operations/SEC Network

Kevin Wagner - jwagne2@lsu.edu

LSU Sports Productions

David Landry - david@lsusp.com

LSU Radio

Chris Blair - chris@lsusp.com

LSU Sports Information Mailing Address

LSU Athletic Administration Building
Baton Rouge, LA 70803

ON THE INTERNET

www.LSUsports.net/media

The Official Website of LSU Athletics is home to all the football information you need. Schedules, results, rosters, bios, statistics and game notes can be found and are always up to date. The GAMEDAY section, updated daily, has all relevant info for the upcoming game.

CollegePressBox.com

Collegepressbox.com is the official media website for SEC Football. Access and download weekly game notes, quotes, statistics, media guides, headshots, logos, flip cards and more for the conference and each of its member schools. Login information will be distributed to accredited media or you can apply for a password by sending an e-mail to password@collegepressbox.com.



LSU Football on Twitter & Facebook

facebook.com/LSUfootball

twitter.com/LSUfootball

instagram.com/LSUfootball

twitter.com/Coach_EdOrgeron

twitter.com/LSUMediaAlerts

LSUsports.net/connect



Ed Orgeron

Head Coach

@Coach_EdOrgeron

Overall Record: 50-36

LSU Record: 34-9

(Fourth year)

THE ORGERON FILE

Year at LSU: Fifth (Third as head coach)

Birthdate: July 27, 1961, in Larose, La.

Wife: Kelly

Children: Tyler, Parker, Cody

High School: South Lafourche High School (Galliano, La.)

College: Northwestern State (La.), 1984

YEAR-BY-YEAR HEAD COACHING RECORD

YEAR	SCHOOL	OVERALL RECORD
2005	Ole Miss	3-8
2006	Ole Miss	4-8
2007	Ole Miss	3-9
2013	Southern Cal	6-2
2016	LSU	6-2
2017	LSU	9-4
2018	LSU	10-3
2019	LSU	9-0
Overall		50-36

PLAYING EXPERIENCE

1981-84 Northwestern (La.) State (defensive line)

COACHING EXPERIENCE

1984	Northwestern (La.) State (graduate assistant)
1985	McNeese State (graduate assistant)
1986-87	Arkansas (assistant strength coach)
1988-92	Miami (Fla.) (graduate assistant, 1988; defensive line 1989-92)
1994	Nicholls State (linebackers)
1995-97	Syracuse (defensive line)
1998-2004	Southern Cal (defensive line, 1998-2002; recruiting coordinator, 2001-04)
2005-07	Ole Miss (head coach)
2008	New Orleans Saints (defensive line)
2009	Tennessee (defensive line/recruiting coordinator)
2010-12	Southern Cal (defensive coordinator/defensive line/recruiting coordinator, 2010-13; interim head coach, 2013)
2015-pres.	LSU (defensive line; recruiting coordinator, 2016; interim head coach, Sept. 25, 2016, head coach, Nov. 26, 2016)

BOWL EXPERIENCE

SEASON	BOWL	TEAM	OPPONENT	RESULTS
AS ASSISTANT COACH				
1986	Orange	Arkansas	Oklahoma	L, 42-8
1987	Liberty	Arkansas	Georgia	L, 20-17
1988	Orange	Miami	Nebraska	W, 23-3
1989	Sugar	Miami	Alabama	W, 33-25
1990	Cotton	Miami	Texas	W, 46-3
1991	Orange	Miami	Nebraska	W, 22-0
1992	Sugar	Miami	Alabama	L, 34-13
1995	Gator	Syracuse	Clemson	W, 41-0
1996	Liberty	Syracuse	Houston	W, 30-17
1997	Fiesta	Syracuse	Kansas State	L, 35-18
1998	Sun	Southern Cal	TCU	L, 28-19
2001	Las Vegas	Southern Cal	Utah	L, 10-6
2002	Orange	Southern Cal	Iowa	W, 38-17
2003	Rose	Southern Cal	Michigan	W, 28-14
2004	Orange	Southern Cal	Oklahoma	W, 55-19
2009	Chick-fil-A	Tennessee	Virginia Tech	L, 37-14
2012	Sun	Southern Cal	Georgia Tech	L, 21-7
2015	Texas	LSU	Texas Tech	W, 56-27
AS HEAD COACH				
2016	Citrus	LSU	Louisville	W, 29-9
2017	Citrus	LSU	Notre Dame	L, 21-17
2018	Fiesta	LSU	UCF	W, 40-32

Ed Orgeron grew up a Tiger fan. He developed a passion for the Tigers at an early age, becoming a fan of some of the all-time LSU greats in the 1970s. Players like Bert Jones, Ronnie Estay, Tommy Casanova and Charles Alexander ignited a purple and gold fire under Orgeron that still burns today.

Now as he enters his third full season as head coach of the Tigers, Orgeron has leveraged his passion and love for LSU into a determination and drive that sees him spend nearly every waking moment focused on LSU football and his vision for the program.

With a "One Team, One Heartbeat" motto and high-energy practices that focus on being crisp and efficient, the players have bought into the Orgeron system, both on and off the field and the results are hard to ignore.

Orgeron has guided the Tigers to a 34-9 overall mark in his 43 games as the LSU head coach. Of his 34 victories, 15 have come against teams ranked in the Top 25, including nine over Top-10 opponents. Furthermore, of Coach O's 34 wins, 20 have come against SEC foes and 25 have come by double-digits.

Under Orgeron, the Tigers have played 38-of-43 games ranked in the Top 25, including all 13 games in 2018.

In 2018, Orgeron guided a young and inexperienced LSU team to a 10-3 overall mark and a final ranking of No. 6 nationally. It marked LSU's first 10-win season since 2013 and the highest final ranking for the Tigers since 2011. The Tigers capped the year with a 40-32 victory over No. 7 ranked Central Florida in the Fiesta Bowl, LSU's first New Year's Six Bowl victory since the new format was put in place in 2014.

For the first time in school history, Orgeron directed the Tigers to four wins over Top-10 teams beginning with a season-opening victory over No. 8 Miami. LSU followed that with a road victory over No. 7 Auburn, a home win over No. 3 Georgia and the bowl win over No. 7 UCF. Overall, LSU had five wins over Top 25 teams, which also included a victory over No. 22 Mississippi State.

With a 10-3 mark, Orgeron extended LSU's streak of consecutive years with at least eight victories to 19, the longest current streak among Power 5 schools. The Tigers have also appeared in a bowl game for 19-straight seasons.

Individually, Orgeron's 2018 team produced the school's first Butkus Award winner in Devin White along with three first-team all-Americans in White, cornerback Greedy Williams, and safety Grant Delpit. Delpit became only the ninth unanimous All-America in school history in 2018.

THE COACH O WAY

With the "One Team, One Heartbeat" motto, the Tigers seemingly became a different team overnight under Orgeron and the results that LSU sought soon followed.

As the head coach of the Tigers, Orgeron said he was going to "flip the script" and he assigned a theme for the daily practices. The purpose of the descriptive practice themes for each day during the week is one of the ways that Orgeron and his staff hold the players accountable and focused both prior to and during the workout. The daily practice nicknames are as follows: Tell the Truth Monday, Competition Tuesday, Turnover/No Turnover Wednesday, No Repeat Thursday, and Focus Friday.

Orgeron has also opened the doors for former LSU players to come back and be active in the program. Having former players actively involved is a way for the current Tigers to get a better understanding of who helped build the foundation for the program, while also letting them see first-hand what it means to be a LSU Tiger and the responsibility that goes along with it.

ORGERON COACHING HISTORY

Orgeron, a native of Larose, Louisiana, is LSU's 33rd head football coach, and the first Louisiana native to serve as head coach of the Tigers since West Monroe native Jerry Stovall held the position for four seasons in the early 1980s.

Orgeron, who has also served as head coach at Ole Miss and Southern Cal, is 25-9 at LSU. His career mark as a collegiate head coach is 41-36, however he's 31-11 over his last 42 games. Orgeron went 6-2 as Southern Cal's interim head coach in 2013, taking over a USC team that stumbled to a 3-2 mark over the first five games of the year. Orgeron rallied the Trojans as USC closed out the regular season with wins in six of its final eight games.

Orgeron originally joined the Tiger staff in 2015 as defensive line coach, before adding the title of recruiting coordinator in the spring of 2016.

Prior to joining the LSU staff, Orgeron's last coaching stop came at Southern Cal where he served as recruiting coordinator and defensive line coach for the Trojans for four years (2010-13). Orgeron was elevated to interim head coach at USC for the final eight games of the 2013 season.

Orgeron served two stints at Southern Cal, the first as the Trojans' defensive line coach from 1998 to 2004. Orgeron coached under Paul Hackett at USC for three years from 1998 to 2000 and was one of just a handful of coaches retained by Pete Carroll when he took over as the Trojans' head coach in 2001.

Orgeron left USC in 2005 to become the head coach at Ole Miss, where he went 10-25 in three years with Rebels from 2005-07.

Orgeron spent the 2008 season coaching the defensive line for the New Orleans Saints and then joined Tennessee as defensive line coach and recruiting coordinator in 2009. He returned to Southern Cal following the 2009 season.

Orgeron made a name for himself as a top defensive line coach at the University of Miami from 1988-92, where he coached eight All-Americans, including NFL first-rounders Cortez Kennedy, Russell Maryland and Warren Sapp. In 1988, he was a graduate assistant at Miami, working with the defensive line.

Orgeron also was a graduate assistant at Northwestern (La.) State, his alma mater, in 1984 and McNeese State in 1985, working with the defensive line at both schools, then was an assistant strength coach at Arkansas for two years (1986-87).

Born July 27, 1961, he and his wife, Kelly, have three sons, Tyler, and twins Parker and Cody. Tyler is a member of the LSU football coaching staff, while twins Parker and Cody just completed their second season as part of the McNeese State football team. Parker is a two-year starter at wide receiver for the Cowboys, while Cody enters his first season as the starting quarterback for the Cowboys in 2019.

Away from the field, Coach O and his wife Kelly are active in many community endeavors with most of their time being spent supporting "Basket of Hope," which has the mission of giving hope to children diagnosed with cancer or other serious illness through the delivery of a Basket of Hope filled with toys, games, craft items, stuffed animals, gift cards, and other items. Coach O and Kelly make several trips to local hospitals each year to hand deliver these baskets and to spend time with the children and their families.

ORGERON'S SUPERLATIVES AT LSU

Most Points Scored

1.	72	at Texas A&M	11/24/18
2.	66	at Vanderbilt	9/21/19
3.	65	vs. Northwestern St.	9/14/19
4.	55	vs. Georgia Southern	8/31/19
5.	54	at Texas A&M	11/24/16

Fewest Points Allowed

1.	0	vs. Southeastern La.	9/8/18
	0	vs. BYU (in New Orleans)	9/2/17
3.	3	vs. Mississippi St.	10/20/18
	3	vs. Georgia Southern	8/31/19
5.	6	vs. Utah St.	10/5/19

Most First Downs

1.	33	vs. Ole Miss	9/29/18
2.	32	vs. Utah St.	10/5/19
	32	vs. UCF (in Glendale, Ariz.)	1/1/19
4.	31	vs. Northwestern St.	9/14/19
	31	at Texas A&M	11/24/18
	31	vs. Rice	11/17/18

Fewest First Downs Allowed

1.	6	vs. BYU (in New Orleans)	9/2/17
2.	8	vs. Georgia Southern	8/31/19
3.	11	vs. Louisville (in Orlando)	12/31/16
4.	10	vs. Utah St.	10/5/19
4.	12	at Tennessee	11/18/17
	12	vs. Chattanooga	9/9/17

Most Rushing Attempts

1.	57	vs. BYU (in New Orleans)	9/2/17
2.	56	vs. Texas A&M	10/25/17
3.	55	at Ole Miss	10/21/17
4.	52	vs. UCF (in Glendale, Ariz.)	1/1/19
	52	vs. Missouri	10/1/16

Opponent's Fewest Rushing Attempts

1.	14	vs. BYU (in New Orleans)	9/2/17
2.	19	at Arkansas	11/10/18
3.	22	vs. Utah St.	10/5/19
	22	vs. Missouri	10/1/16
5.	23	vs. Northwestern St.	9/14/19

Most Rushing Yards

1.	418	vs. Missouri	10/1/16
2.	393	at Ole Miss	10/21/17
3.	390	at Arkansas	11/12/16
4.	311	vs. Ole Miss	10/22/16
5.	298	at Texas A&M	11/24/16

Fewest Rushing Yards Allowed

1.	-5	vs. BYU (in New Orleans)	9/2/17
2.	16	at Arkansas	11/10/18
3.	19	vs. Utah St.	10/5/19
4.	38	at Tennessee	11/18/17
5.	46	vs. Northwestern St.	9/14/19

Most Passes Attempted

1.	42	vs. Auburn	10/26/19
2.	39	at Alabama	11/9/19
	39	vs. Utah St.	10/5/19
	39	at Texas	9/7/19
	39	at Texas A&M	11/24/18
	39	vs. Georgia Southern	8/31/19

Most Passes Completed

1.	32	vs. Auburn	10/26/19
2.	31	at Alabama	11/9/19
	31	at Texas	9/7/19
3.	30	vs. Georgia Southern	8/31/19
4.	29	vs. Northwestern St.	9/14/19
5	28	vs. Utah St.	10/5/19

Opponent's Fewest Pass Attempts

1.	11	vs. Georgia Southern	8/31/19
	15	vs. Rice	11/17/18
3.	16	at Florida	10/7/17
4.	17	vs. Florida	11/19/16
5.	19	vs. Alabama	11/5/16

Opponent's Fewest Passes Completed

1.	4	vs. Georgia Southern	8/31/19
2	7	vs. Rice	11/17/18
	7	vs. Florida	11/19/16
4.	8	vs. Mississippi St.	10/20/18
5.	9	vs. Auburn	10/14/17

Most Passing Yards

1.	488	vs. Northwestern St.	9/14/19
2.	471	at Texas	9/7/19
3.	418	at Vanderbilt	9/21/19
4.	394	vs. UCF (in Glendale, Ariz.)	1/1/19
5.	393	at Alabama	11/9/19

Opponent's Fewest Passing Yards

1.	24	vs. Georgia Southern	8/31/19
2.	59	vs. Mississippi St.	10/20/18
3.	101	vs. Rice	11/17/18
4.	102	vs. BYU (in New Orleans)	9/2/17
5.	107	vs. Alabama	11/5/16

Most Yards of Total Offense

1.	634	vs. Missouri	10/1/16
2.	622	at Texas A&M	11/24/16
3	610	vs. Northwestern St.	9/14/19
4.	601	vs. Utah St.	10/5/19
	601	vs. Texas A&M	11/25/17

Opponent's Fewest Yards of Total Offense

1.	97	vs. BYU (in New Orleans)	9/2/17
2.	98	vs. Georgia Southern	8/31/19
3.	198	vs. Rice	11/17/18
4.	159	vs. Utah St.	10/5/19
5.	216	at Arkansas	11/10/18

Highest Punting Average (min. 3)

1.	58.0	vs. Southern Miss	10/15/16
2	51.7	vs. Georgia Southern	8/31/19
3.	49.2	at Tennessee	11/18/17
4.	49.16	at Auburn	9/15/18
5.	47.7	vs. Missouri	10/1/16

Highest Time of Possession

1.	44:31	vs. UCF (in Glendale, Ariz.)	1/1/19
2.	42:33	vs. Missouri	10/1/16
3.	41:03	vs. Utah St.	10/5/19
4.	37:40	at Ole Miss	10/21/17
5.	37:36	vs. Notre Dame (in Orlando)	1/1/18

Longest Scoring Drive (By Yards)

1.	99	vs. Utah St. (13 plays)	10/5/19
2.	97	vs. Ole Miss (7 plays)	10/22/16
3.	96	vs. Southeastern La. (7 plays)	9/8/18
4.	95	at Arkansas (2 plays)	11/12/16
5.	93	vs. Missouri (5 plays)	10/1/16

Longest Scoring Drive (By Time)

1.	7:24	at Arkansas (14-77)	11/10/18
2.	7:13	vs. BYU (in New Orleans) (13-66)	9/2/17
3.	7:12	vs. UCF (in Glendale, Ariz.) (12-78)	1/1/19
4.	6:55	at Arkansas (13-84)	11/12/16
5.	6:42	vs. Utah St. (13-99)	10/5/19

Longest Scoring Drive (By Plays)

1.	15	at Texas A&M (90 yds.)	11/24/18
	15	vs. Mississippi St. (64 yds.)	10/20/18
	15	vs. Georgia (50 yds.)	10/13/18
4.	14	at Arkansas (77 yds.)	11/10/18
	14	at Auburn (52 yds.)	9/15/18

ORGERON'S RECORD VS. OPPONENTS

Alabama	1-6
Arkansas	3-3
Auburn	3-3
Florida	2-3
Georgia	1-2
Kentucky	1-1
LSU	0-3
Mississippi State	3-3
Missouri	1-2
Ole Miss	3-0
South Carolina	0-0
Tennessee	1-1
Texas A&M	2-1
Vanderbilt	2-2
VS. SEC	23-30

Arizona	1-0
California	1-0
Colorado	1-0
Oregon St.	1-0
Stanford	1-0
UCLA	0-1
Utah	1-0
VS. Pac-12	6-1
Texas	1-0
VS. Big-12	1-0
Memphis	3-0
UCF	1-0
VS. AAC	4-0

Louisville	1-0
Miami	1-0
Syracuse	1-0
Wake Forest	0-1
VS. ACC	3-1
LA Tech	2-0
Rice	1-0
Southern Miss	1-0
VS. C-USA	4-0
BYU	1-0
Notre Dame	0-2
VS. Independent	1-2

Utah St.	1-0
Wyoming	0-1
Record v. MWC	1-1
Chattanooga	1-0
The Citadel	1-0
VS. Southern Conference	2-0
Northwestern LA	3-0
Southeastern LA	1-0
VS. Southland	4-0
Georgia Southern	1-0
Troy	0-1
VS. Sun Belt	1-1

TRACKING THE TIGERS

WEEK	AP	COACHES	CFP
Preseason	6	6	--
Week 2	6	6	--
Week 3	4	5	--
Week 4	4	5	--
Week 5	5	6	--
Week 6	5	6	--
Week 7	5	6	--
Week 8	2	3	--
Week 9	2	3	--
Week 10	1	2	--
Week 11	1	2	2
Week 12	1	1	1
Week 13	-	-	--
Week 14	-	-	--
Week 15	-	-	--

AMWAY COACHES POLL

RK.	TEAM	REC.	POINTS	PREV
1	LSU (55)	9-0	1591	2
2	Ohio State (5)	9-0	1523	4
3	Clemson (4)	10-0	1491	3
4	Alabama	8-1	1356	1
5	Georgia	8-1	1327	6
6	Oregon	8-1	1269	7
7	Minnesota	9-0	1154	13
8	Oklahoma	8-1	1128	8
9	Utah	8-1	1096	9
10	Baylor	9-0	1028	10
11	Penn State	8-1	942	5
12	Florida	8-2	937	11
13	Auburn	7-2	863	12
14	Michigan	7-2	731	14
15	Wisconsin	7-2	670	16
16	Notre Dame	7-2	659	15
17	Cincinnati	8-1	590	17
18	Memphis	8-1	517	19
19	Boise State	8-1	452	21
20	SMU	9-1	326	23
21	Navy	7-1	249	25
22	Iowa	6-3	187	18
23	Texas	6-3	163	NR
24	Appalachian State	8-1	133	NR
25	Indiana	7-2	123	NR

AP POLL

RK.	TEAM	REC.	POINTS	PREV
1	LSU (54)	9-0	1542	1
2	Ohio State (5)	9-0	1480	3
3	Clemson (3)	10-0	1441	4
4	Alabama	8-1	1312	2
5	Georgia	8-1	1267	6
6	Oregon	8-1	1224	7
7	Minnesota	9-0	1164	13
8	Utah	8-1	1099	8
9	Penn State	8-1	1003	5
10	Oklahoma	8-1	1000	9
11	Florida	8-2	934	10
12	Baylor	9-0	932	11
13	Auburn	7-2	871	12
14	Michigan	7-2	744	14
15	Wisconsin	7-2	657	16
16	Notre Dame	7-2	593	15
17	Cincinnati	8-1	567	17
18	Memphis	8-1	510	19
19	Boise State	8-1	371	21
20	SMU	9-1	346	23
21	Navy	7-1	228	25
22	Texas	6-3	199	NR
23	Iowa	6-3	197	18
24	Indiana	7-2	108	NR
25	Oklahoma State	6-3	77	NR

NOTEBOOK

LSU 9-0 for Best Start Since 2011 and Under Orgeron

- No. 1 LSU is out to a 9-0 start for the program's best start under head coach Ed Orgeron and the best start since the 2011 season.
- LSU opened the season with seven wins for the ninth time in school history.
- The Tigers are 9-0 for the fifth time in school history.
- LSU started 9-0 in 1908 (finished 10-0), 1958 (finished 11-0) and 1973 (finished 9-3).
- The Tigers have won 10 straight dating back to the Fiesta Bowl against UCF, the sixth-best win streak in school history.
- LSU went undefeated in 1908 and 1958 with records of 10-0 and 11-0 respectively. The 1973 team won nine straight and the 2011 team won 13 in a row.

Tigers are 5-0 in SEC Play for Seventh time in School History

- LSU is now 5-0 in SEC Play for the seventh time in school history and first time since 2011.
- The unbeaten record in the league marks the second time since 1973 that LSU has won its first five SEC games.
- LSU opened 5-0 in conference play in 1973 before falling to Alabama.
- Other 5-0 starts in SEC play for LSU came in 1970, 1961, 1958, 1936 and 1935.

LSU Earns First No. 1 College Football Playoff Ranking

- LSU is now the consensus No. 1 ranked team in college football as the Tigers moved to No. 1 in this week's College Football Playoff Rankings.
- LSU, which is coming off a 46-41 win over then-No. 3 Alabama, is also ranked No. 1 in the nation in the Associated Press poll and the USA Today Coaches poll.
- It's the first time since the College Football Playoff format began in 2014 that LSU has held the No. 1 spot in the CFP Rankings. LSU made its 2019 debut in the CFP Rankings at No. 2.
- With the win over the Crimson Tide, the Tigers moved past Ohio State to the No. 1 spot. The Buckeyes are No. 2 this week, followed by Clemson, Georgia, and Alabama.
- LSU is 4-0 against teams currently ranked in the CFP Top 25. LSU is the only team in college football with a 4-0 mark against teams ranked in this week's CFP Top 25.

LSU's No. 1 In AP Poll

- LSU is No.1 in the AP poll for a third-straight week. The Tigers were selected as the No.1 team by AP writers following its win over No. 9 Auburn.
- LSU will take on Ole Miss as the No. 1 team in the country, the 30th time the Tigers will play as the top team.
- Head coach Ed Orgeron is the third coach in school history to have a team ranked No. 1 in the country. Les Miles and Paul Dietzel also had teams ranked No. 1 in the 1958, 1959, 2007, 2011 and 2012 seasons respectively.
- LSU first appeared at No.1 in the AP Poll on Oct. 28, 1958 following a 10-7 win over Florida. LSU remained No.1 in the AP Poll for the remainder of the year on its way to claiming the national title in 1958.
- LSU was last ranked No. 1 in the AP poll heading into the BCS Championship Game in 2012.
- LSU has now been ranked for 32 straight weeks in the AP poll.

LSU Is 25-4 In Games Played As No. 1 Ranked Team

- LSU is 25-4 all-time when ranked as the No. 1 team in the nation by the coaches or AP polls.
- LSU played a school-record 10 straight games as the nation's No. 1-ranked team in 2011, posting a 9-1 record during that span.
- LSU was 5-0 as the No. 1-ranked team in 1958, followed by a 7-1 record at the top spot in 1959.
- LSU was 2-2 as the No.1-ranked team in 2007 and finished 2011 with a record of 9-1.

LSU Has Four Top 10 Wins To Its Credit in 2019

- LSU has four Top-10 AP wins in 2019 with victories over No. 10 Texas (45-38), No. 7 Florida (35-28), No. 9 Auburn (23-20) and No. 2 Alabama (46-41)
- LSU is the first team in the AP poll era with four Top-10 wins in its first nine games in SEC history and third ever. The Tigers joined Notre Dame (1943) and Army (1945) as the only teams in college football to do it.
- Last year, LSU won a school-record four games against Top 10 opponents.
- Overall, LSU is 8-1 in its last nine games against Top 10 teams.
- Coach O has nine wins against Top 10 teams in his 43 games as LSU's head coach. The nine Top 10 wins rank as the third-most for a coach in LSU history, trailing only Les Miles (16 in 12 years) and Charles McClendon (10 in 18 years).

Eight-Win Season Streak Extended to 20 - The Longest Streak Among Power 5 Schools

- With the win over No. 9 Auburn, LSU has now won at least eight games for 20 consecutive years, the most amongst Power 5 schools.
- Oklahoma also won its eight game in 2019, joining LSU with streaks of eight wins for 20 consecutive years.
- Boise State is 8-1 and owns 21st straight seasons of eight wins, which leads the FBS.
- LSU's current streak of seasons with at least 8 wins dates back to 2000 when the Tigers finished 8-4.
- LSU's streak of seasons with at least 8 wins also ranks as the longest of its kind in the history of the SEC, bettering Tennessee 16 (1989-2004); Florida 14 (1990-2003); Georgia 13 (1997-2009); and Alabama 13 (1971-83).

Orgeron Named to Bear Bryant Award Watch List

- LSU's Ed Orgeron, who has guided the Tigers to an 9-0 start and a No. 1 national ranking, has been named to the 2019 American Heart Association Bear Bryant Award Watch List
- Orgeron, who is in his fourth season as head coach of the Tigers, has a 34-9 overall mark at LSU with nine of his victories coming against Top 10 opponents, including four in 2019.
- Orgeron is one of 22 coaches from across the country named to the watch list. The list of 22 will be narrowed to a group of finalists in December.

LSU Has Trailed In Second Half Only Twice in 2019

- ▶ In ten games this season, LSU has only trailed twice in the second half.
- ▶ LSU trailed 28-21 in the third quarter against Florida and 13-10 in the third quarter against Auburn. LSU hasn't trailed in the fourth quarter this season.
- ▶ After falling behind on Florida's first possession of the third quarter, LSU's defense forced two punts, intercepted a pass and created a turnover on downs for the Gator's final four possessions of the game.
- ▶ Auburn took its 13-10 lead on its first possession of the second half and from there, the LSU defense forced six straight Auburn punts before the Auburn Tigers scored a TD on its final possession of the game.
- ▶ After falling behind in the second half against Florida, the Tiger offense responded with touchdowns on three of its next four possessions. LSU did the same against Auburn, scoring TDs on two of its next four possessions take the lead for good.

Tigers Named to Semifinalist Lists

- ▶ LSU quarterback Joe Burrow, safety Grant Delpit, long snapper Blake Ferguson cornerback Derek Stingley Jr. have been named semifinalists for college football's most prestigious awards.
- ▶ Burrow is a semifinalist for the Maxwell Award, which goes to the best player in college football and the Davey O'Brien Award, which is awarded to the top quarterback in the country.
- ▶ Delpit is a semifinalist for the Thorpe Award, which is given to the nation's top defensive back. Delpit is third on the team in tackles with 45 and owns four pass breakups.
- ▶ Ferguson is a semifinalist for the Wuerffel Trophy, which is college football's premier award for community service.
- ▶ Stingley Jr. is the only freshman in college football selected as a semifinalist for the Bednarik Award, which is given to the Outstanding Defensive Player of the Year in college football. The Baton Rouge native leads the Southeastern Conference in interceptions with four and passes defended with 13.

Edwards-Helaire Named Finalist for Hornung Award

- ▶ LSU running back Clyde Edwards-Helaire has been named one of four finalists for the Paul Hornung Award, which is presented annually to the most versatile player in college football . He is the first Hornung Award finalist for LSU since 2013 when Odell Beckham Jr. won the award.
- ▶ Edwards-Helaire has excelled in LSU's new offense, becoming a threat in both the running and passing games. He's also serves as LSU's kickoff return specialist. Edwards-Helaire ranks No. 2 in the SEC in all-purpose yards with 131.9 yards a contest.
- ▶ Nine games into the season, Edwards-Helaire sits atop the SEC in total touchdowns with 12 and rushing TDs with 11. He's rushed for 786 yards and 11 touchdowns on 135 carries and he's caught 28 passes for 202 yards and a score.

Burrow Set to Break Single-Season Passing Record

- ▶ LSU quarterback Joe burrow is 236 of 299 with 3,198 yards and 33 touchdowns in 2019.
- ▶ Burrow is 149 yards away from breaking the single-season passing yards record of 3,347 set by Rohan Davey in 2001.
- ▶ Burrow became the fourth quarterback in school history to throw for more than 3,000 yards in a season against Alabama.
- ▶ Burrow joined Zach Mettenberger (3,082, 2013), JaMarcus Russell (3,129, 2006) and Davey as the players to throw for more than 3,000.
- ▶ Burrow has thrown for 300 or more yards in seven games this season. He broke the school record for 300-yard passing games in a season against Alabama.

Burrow Breaks Single Season Passing Touchdown Record in Seven Games

- ▶ LSU quarterback Joe Burrow set the single-season passing touchdown record with 29 after his four-touchdown performance against Mississippi State.
- ▶ Burrow broke the LSU record of 28 set by Matt Mauck in 2003 and tied by JaMarcus Russell in 2006 on an 18-yard pass to Justin Jefferson on October 19 in Starkville.
- ▶ It took Burrow until his seventh game and on just his 204th attempt to hit 28 touchdown passes. Mauck set the record originally in 13 games and on his 319th attempt of the 2003 season. Russell then tied the record in his 13th game and on his 337th attempt of the 2006 season.
- ▶ In nine games this season, Burrow has thrown for four or more touchdowns five times. He tied the school record for touchdown passes in a game with five in the season opener and went on to break the record with six at Vanderbilt.
- ▶ He has thrown 33 touchdowns in 2019 and is responsible for 36 total with three coming on the ground.
- ▶ Burrow broke the original record of 29 owned by Russell and Mauck on a 37-yard pass to Derrick Dillon in the third quarter of the Mississippi State game.
- ▶ Burrow has thrown 49 touchdown passes in his career. That number is good for third in school history. He trails JaMarcus Russell with 52 and Hodson who holds the record with 69.
- ▶ Burrow is 14th in SEC history with 33 touchdowns in a season.

LSU Goes Into November Game In Top 25 For 64th Time in 67 Games Dating Back To 2002

- ▶ LSU brings a Top 25 ranking into a game in November for the 64th time in 67 tries, a streak that dates back to November of 2002.
- ▶ Starting with the Bluegrass Miracle win over Kentucky on November 9 when LSU was ranked No. 16 in the nation, the Tigers have played 54 of their 57 games in November in the Top 25.
- ▶ The Ole Miss contest on November 16 will make it 64 for 67 as a ranked opponent for the Tigers.
- ▶ LSU is 46-19 in November games since the 2002 season, which includes a 44-18 record in games in which they were ranked.
- ▶ The only three games LSU played in November going back to 2002 unranked came in 2008 at Arkansas (L, 31-30); 2014 at Texas A&M (W, 23-17) and 2015 vs. Texas A&M (W, 19-7).

More on the LSU Offense

- ▶ LSU has scored 39 of its 53 offensive TDs on drives of less than 3 minutes.
- ▶ On 111 offensive possessions this year, LSU has gone 3-and-out only 16 times. Burrow was the QB for 14 of the 14 3-and-outs.

TIGER TRENDS

	2019	Orgeron Streak
August	1-0	1-0 W1
September	3-0	11-2 W8
October	4-0	12-1 W6
November	1-0	8-5 W1
December-January	0-0	2-1 W1

LSU's Conference Record...

at home	2-0	10-3 W2
on the road	3-0	10-4 W3

LSU's Non-Conference Record...

at home	3-0	9-1 W6
on the road	1-0	1-0 W6
neutral	0-0	4-1 W2

LSU vs. Ranked Opponents...

at home	2-0	6-3 W2
on the road	2-0	6-3 W2
neutral	0-0	3-1 W2

LSU's Record in Games...

decided by 7 pts or less	3-0	7-3 W3
decided by 3 pts or less	1-0	3-2 W2
Away/neutral during day	3-0	6-2 W3
Away/neutral at night	1-0	9-3 W2
Home during day	2-0	5-1 W5
Home at night	3-0	13-3 W4

LSU's Record When Scoring...

less than 20 points	0-0	1-7 L1
20+ points	9-0	30-2 W9
30+ points	8-0	30-1 W9

LSU's Record When Allowing...

14 or fewer points	4-0	15-1 W14
24 or fewer points	5-0	26-5 W14
25+ points	3-0	6-4 W4

LSU's Record When...

Leading after the 1st qtr	6-0	26-2 W10
Trailing after the 1st qtr	3-0	6-3 W3
Tied after the 1st qtr	1-0	2-3 W1
Leading at halftime	7-0	27-1 W25
Trailing at halftime	0-0	2-7 L3
Tied at halftime	2-0	5-1 W3
Leading after the 3rd qtr	9-0	32-1 W18
Trailing after the 3rd qtr	0-0	2-6 L3
Tied after the 3rd qtr	0-0	0-1 L1

LSU's Record With...

less than 300 yds total offense	0-0	3-3 L1
300+ yards total offense	9-0	31-6 W10
400+ yards total offense	9-0	25-3 W10
500+ yards total offense	8-0	16-0 W17
600+ yards total offense	2-0	3-0 W17
less than 100 yards rush	1-0	1-2 W1
100+ yards rushing	8-0	33-7 W9
150+ yards rushing	5-0	28-6 W6
200+ yards rushing	2-0	15-2 W2
250+ yards rushing	0-0	9-0 W13
less than 200 yards pass	0-0	8-5 W1
200+ yards passing	9-0	25-4 W10
300+ yards passing	8-0	12-0 W12
350+ yards passing	6-0	9-0 W9
400+ yards passing	3-0	4-0 W4

LSU's Record When Allowing...

less than 200 total yards	2-0	4-0 W20
less than 300 total yards	4-0	17-2 W12
less than 400 total yards	6-0	27-5 W9
400+ yards total offense	3-0	5-3 W3
less than 100 yards rush	3-0	16-0 W24
100+ yards rush	6-0	16-9 W6
less than 200 yards pass	3-0	18-5 W6
less than 300 yards pass	6-0	27-7 W7
300+ yards pass	3-0	5-0 W8

2019 HONORS

QB • Joe Burrow

Game 1 vs. Georgia Southern:

- SEC Offensive Player of the Week

Game 2 vs. Texas:

- SEC Offensive Player of the Week
- Davey O'Brien National Quarterback of the Week
- Maxwell Award Offensive Player of the Week

Game 4: at Vanderbilt

- SEC Offensive Player of the Week

Game 7 vs. Florida:

- SEC Offensive Player of the Week
- Davey O'Brien National Quarterback of the Week

Game 9 at Alabama:

- SEC Offensive Player of the Week
- Davey O'Brien National Quarterback of the Week
- Maxwell Award Offensive Player of the Week
- Walter Camp National Player of the Week

RB • Clyde Edwards-Helaire

Game 9 at Alabama

- SEC Offensive Player of the Week

DL • Rashard Lawrence

Game 9 at Alabama

- Lott IMPACT Player of the Week

LB/S • Jacoby Stevens

Game 8 at Mississippi State:

- SEC Defensive Player of the Week

Game 9 vs. Auburn:

- SEC Defensive Player of the Week

DB • Derek Stingley Jr.

Game 7 vs. Florida:

- SEC Freshman of the Week

PK • Cade York

Game 2 at Texas:

- SEC Special Teams Player of the Week

HC • Ed Orgeron

Week 2 at Texas:

- Dodd Trophy National Coach of the Week

MIDSEASON ALL-AMERICANS

QB • Joe Burrow

Sporting News

AP, 1st Team

The Athletic, 1st Team

ESPN, 1st Team

DB • Derek Stingley Jr.

Sporting News

AP, 1st Team

The Athletic, 1st Team & Freshman

ESPN, 1st Team

DB • Grant Delpit

AP, 1st Team

The Athletic, 2nd Team

OG • Damien Lewis

The Athletic, 1st Team

WR • Justin Jefferson

The Athletic, 2nd Team

ESPN, 1st Team

TIGERS IN THE SEC (NCAA)

Total Offense	Yds./G
1. (3) Joe Burrow	376.3
Passing Yards	Yards
1. (2) Joe Burrow	3,198
Passing Touchdowns	Total
1. (2) Joe Burrow	30
Completion Percentage	Pct.
1. (1) Joe Burrow	78.8
Passing Efficiency	Eff.
2. (3) Joe Burrow	202.5
Rushing Touchdowns	Total
1. Clyde Edwards-Helaire	11
Receptions	Total
2. Justin Jefferson	62
Receiving Yards	Yards
2. Justin Jefferson	898
3. Ja'Marr Chase	889
Receiving Touchdowns	Total
2. Justin Jefferson	10
3. Ja'Marr Chase	9
Receiving Yards/Game	Yds./G
1. Ja'Marr Chase	111.1
3. Justin Jefferson	99.8
All Purpose	Avg./G
2. Clyde Edwards-Helaire	131.9
Interceptions	Total
1. Derek Stingley Jr.	4

► QB Joe Burrow has thrown consecutive incomplete passes on the same drive only 12 times this year. He has yet to throw three straight incomplete passes. And, he's only thrown consecutive incomplete passes in the fourth quarter twice this year.

► LSU's WR trio of Ja'Marr Chase (10 TDs) Justin Jefferson (9 TDs), and Terrace Marshall Jr. (8 TDs) have combined for 27 touchdowns, the most of any trio of receivers in the first nine games of a season in school history.

► Burrow is averaging a TD pass for every 9 passes thrown.

► Eleven players have scored an offensive TD for LSU this year.

► RB Clyde Edwards-Helaire has six, 100-yard rushing games in his career and LSU is 6-0 in those games.

► Edwards-Helaire rushed for 103 yards and three touchdowns and caught nine passes for 77 yards and one touchdown against Alabama.

LSU's Wide Receiver Trio Make the Most of Their Catches

► LSU's wide receiver trio of Justin Jefferson, Ja'Marr Chase and Terrace Marshall Jr. have made the most of their catches this year.

► The trio has combined for 27 TD receptions with Chase leading the way with 10 followed by Jefferson with nine and Marshall with eight. It's the most TD receptions for a trio of receivers thru nine games in LSU history.

► Of Jefferson's 62 receptions, 42 have either resulted in a touchdown or a first down.

► 12 of Jefferson's receptions have been 20 yards or longer

► Of Chase's 49 receptions, 37 have resulted in either a touchdown or a first down.

► 18 of Chase's receptions have been 20 yards or longer

► Of Marshall's 24 receptions, 22 have resulted in a first down or touchdown.

► Eight of Marshall's 20 receptions have gone for 20 yards or more

Wide Receivers Fighting for Single-Season Touchdown Record and 1,000 Yard Seasons

► LSU wide receiver Ja'Marr Chase owns 10 touchdowns and Justin Jefferson has nine after nine weeks of the 2019 season.

► The duo is on the hunt for the record for touchdown catches in a season set by Dwayne Bowe in 2006.

► Jefferson and Chase have combined for 19 touchdowns and are behind only Devery Henderson and Michael Clayton (21, 2003) for the most touchdown catches by two teammates in a season.

► Jefferson leads the team in receiving yards with 898 and Chase is second on the team with 889. They're on pace to become the second set of teammates with 1,000 receiving yards in the same season. Jarvis Landry and Odell Beckham Jr. totaled 1,193 and 1,152 receiving yards respectively in 2013.

Moss Making Impact at Tight End

► Junior Thaddeus Moss is making his impact felt in the LSU offense as the tight end has caught 27 passes for 292 yards and a touchdown this year.

► Moss' 27 receptions rank tied for seventh for a tight end in LSU single-season history.

► Moss, the son of NFL Hall of Famer Randy Moss, is coming off a six reception, 46 yard game on six targets against Alabama.

► Moss has caught at least one pass in seven of the eight games he played in this year.

► Over the last five games, Moss has combined to catch 24 passes for 216 yards.

LSU Redzone Offense is Second in the Nation

► LSU is second in the nation in redzone offense at 98.0 percent success. The Tigers have converted 48 of 49 trips inside the opponent 20-yard line.

► Of the 49 trips inside the redzone, LSU has scored 38 touchdowns and kicked ten field goals. LSU's touchdown breakdown in the redzone this year have been 20 passing and 18 rushing.

Orgeron Owns Nine Top-10 Wins Since Taking Over in 2016

► Since taking over as the LSU head coach in 2016, Ed Orgeron owns nine top-10 wins.

► Orgeron's top-10 wins are the most in the nation in that span.

► Orgeron's teams have won seven of the last eight meetings against top-10 teams, including the Fiesta Bowl win over UCF.

► Fifteen of Orgeron's 34 wins as the head coach of the Tigers have come against Top-25 teams.

► In 2017, LSU defeated No. 10 Auburn at home. In 2018, the Tigers defeated No. 8 Miami, No. 7 Auburn, No. 2 Georgia and No. 7 UCF.

► LSU has already defeated No. 9 Texas, No. 7 Florida, No. 9 Auburn and No. 2 Alabama in 2019

Double-Digit Wins Under Coach O

► Ed Orgeron has won 34 games as head coach of the Tigers with 25 of those coming by double-digits.

► All six of LSU's wins under Orgeron in 2016 came by double-figures and in 2017 the Tigers won six of their nine games by at least 10 points.

► A year ago, eight of LSU's 10 wins came by double-figures, including a 20-point win over No. 2 Georgia.

► LSU won the 2019 season opener against Georgia Southern by 52 points, defeated Northwestern State by 51 points in week three, beat Vanderbilt by 28, defeated Utah State by 35, earned a top-10 victory over Florida by 14 and went on the road at Mississippi State and won by 23.

Tigers Are Bowl Eligible For 20th Straight Season

► With the win over Florida in week seven, LSU is bowl-eligible for a school-record 20th consecutive season.

► The Tigers have reached a bowl game each year dating back to the 2000 season when LSU beat Georgia Tech, 28-14, in the Peach Bowl.

► LSU's current stretch of 20 straight bowl appearances rank as the nation's fourth-longest streak trailing only Virginia Tech (26), Georgia (23) and Oklahoma (21).

Five Named to Midseason All-America Teams

► QB Joe Burrow, DB Derek Stingley Jr., S Grant Delpit, WR Justin Jefferson and OG Damien Lewis were named to midseason All-America teams by various media outlets.

► Burrow was tabbed as first-team All-America as one of the nation's top quarterbacks. The senior has already set the school record for touchdown passes in a season and is on pace to break the record for passing yards in a season.

- ▶ Stingley Jr. is one of the nation’s top freshmen and an elite corner. The Baton Rouge native was selected to the first team by the Associated Press, The Athletic and ESPN. He own nine PBUs and four interceptions in 2019.
- ▶ Delpit is a reigning unanimous All-American, the ninth in school history. Delpit is third on the team in tackles, has a fumble recover, an interception and four PBUs in 2019.
- ▶ Lewis is one of the most underrated players on the LSU roster. Lewis is a part of an LSU line that has allowed just 20 sacks, protected Burrow to more than 3,000 yards in the air and led running back Clyde Edwards-Helaire to 786 yards on the ground.

Burrow’s Streak of 20+ Completions Up to School Record Eleven Games

- ▶ LSU quarterback Joe Burrow has completed 20 or more passes in his last 12 games dating back to the 2018 season.
- ▶ Burrow became the first quarterback in school history to complete 20 or more passes in four-straight games in the season opener against Georgia Southern.
- ▶ Tommy Hodson finished with 20 or more completions in three straight games during the 1987 season.
- ▶ LSU as a team has only totaled 20 or more completions in three-straight games four times including Burrow’s current streak (1985, 1986, 1987, 2019).
- ▶ Burrow’s current streak is 20 vs. Rice, 25 vs. Texas A&M, 21 vs. UCF, 23 vs. Georgia Southern, 31 at Texas, 21 vs. Northwestern State, 25 at Vanderbilt, 27 vs. Utah State, 21 vs. Florida and 25 at Mississippi State, 32 vs. Auburn and 31 at Alabama.

LSU’s 20-1 Under Orgeron When Having A 100-Yard Rusher

- ▶ In 43 games under Ed Orgeron, LSU has posted a 20-1 mark when having a 100-yard rusher.
- ▶ The Tigers are 4-0 in 2019 when a player reaches the 100-yard mark. Clyde Edwards-Helaire rushed for 106 yards in LSU’s win over Vanderbilt on Sept. 21, rushed for 134 in the win over No. 7 Florida on Oct. 12., rushed for 136 against No. 9 Auburn on Oct. 26 and 103 yards against No. 2 Alabama on Nov. 9.
- ▶ The only game that LSU lost when having a 100-yard rusher came in the 7OT loss to Texas A&M last year when QB Joe Burrow accounted for 100 rushing yards.
- ▶ LSU was 5-1 in 2018 when having a 100-yard rusher, 5-0 in 2017 and 6-0 under Orgeron in 2016 when a player reaches the milestone.

LSU Is 32-2 Under Orgeron When Reaching the 20-Point Mark

- ▶ LSU has a 32-2 mark in 43 games under Ed Orgeron when scoring at least 20 points in a game.
- ▶ The Tigers are 9-0 in 2019 when scoring at least 20 points. In games decided in regulation, LSU is 32-1 when scoring at least 20 points.
- ▶ LSU’s only two losses during the Orgeron era when scoring 20 points came in 2017 against Troy (lost, 24-21) and in 2018 in a 7OT loss to Texas A&M by a 74-72 count.
- ▶ LSU was 6-0 in 2016 under Orgeron when scoring at least 20 points, followed by an 8-1 mark in 2017 and a 9-1 record in 2018.

Burrow-to-Jefferson TD Tandem Ranks No. 4 in LSU History

- ▶ LSU quarterback Joe Burrow has connected with WR Justin Jefferson for 15 touchdowns during their career, which ties the duo for the third-best QB-to-WR touchdown combination in school history.
- ▶ Burrow and Jefferson connected for six touchdowns in 2018 and have followed that up with nine scores already in 2019.
- ▶ The 15 TD passes between Burrow and Jefferson ties them with Zach Mettenberger and Jarvis Landry.
- ▶ The school record for QB-to-WR TD combinations is held by JaMarcus Russell-Dwayne Bowe, who did it 23 times.

Burrow Over 6,000 Career, 3,000 Season Passing Yards

- ▶ LSU quarterback Joe Burrow has thrown for 3,198 yards in 2019 and 6,092 yards in his career.
- ▶ With Burrow became the fourth quarterback in school history with more than 3,000 yards in a season after throwing for 393 yards at Alabama.
- ▶ Burrow also became the fifth quarterback in school history to throw for more than 6,000 yards in a career against the Crimson Tide.
- ▶ Burrow is the 10th quarterback in school history to throw for more than 4,000 yards in a career and seventh to throw for more than 5,000 yards.

Career Passing Yards Gained

1.	9,115	Tommy Hodson (674-1,163)	1986-89
2.	6,921	Jeff Wickersham (587-1,005)	1982-85
3.	6,625	JaMarcus Russell (493-797)	2004-06
4.	6,158	Jamie Howard (459-934)	1992-95
5.	6,092	Joe Burrow (455-678)	2018-Present

Edwards-Helaire Becomes 50th Tiger with 1,000 Career Rushing Yards

- ▶ Junior RB Clyde Edwards-Helaire rushed for 72 yards against Utah State, becoming the 50th player in school history to reach the 1,000-yard mark for his career.
- ▶ Edwards-Helaire currently has rushed for 1,475 yards in 35 games with the Tigers. He rushed for 31 yards as a true freshman in 2017, followed by 658 in 2018. He has rushed for 547 yards on 89 attempts in seven games this year.
- ▶ Kevin Faulk, who is the director of player development for LSU football, holds the school record for rushing yards with 4,557.

Ferguson One of Nine Semifinalists for Wuerffel Trophy

- ▶ LSU long snapper Blake Ferguson has been selected as one of nine semifinalists for the Wuerffel Trophy, which is “college football’s premier award for community service”.
- ▶ Former Tiger center Rudy Niswanger was the inaugural winner of the Wuerffel Trophy in 2005.
- ▶ Last year, Ferguson became the first long snapper in LSU history to be named a permanent team captain. He was also named first team All-America at his position by Phil Steele Magazine, the only organization to recognize a long snapper as part of its All-America team.
- ▶ In the classroom, Ferguson has been named to the Southeastern Conference Academic Honor Roll four

CFP RANKINGS			
RK.	TEAM	REC.	PREV
1	LSU	9-0	2
2	Ohio State	9-0	1
3	Clemson	10-0	5
4	Georgia	8-1	6
5	Alabama	8-1	3
6	Oregon	8-1	7
7	Utah	8-1	8
8	Minnesota	9-0	17
9	Penn State	8-1	4
10	Oklahoma	8-1	9
11	Florida	8-2	10
12	Auburn	7-2	11
13	Baylor	9-0	12
14	Wisconsin	7-2	13
15	Michigan	7-2	14
16	Notre Dame	7-2	15
17	Cincinnati	8-1	20
18	Memphis	8-1	21
19	Texas	6-3	NR
20	Iowa	6-3	18
21	Boise State	8-1	22
22	Oklahoma State	6-3	23
23	Navy	7-1	24
24	Kansas State	6-3	16
25	Appalachian State	8-1	NR

LSU RECORD WATCH			
PASSING YARDS			
CAREER			
1.	9,115	Tommy Hodson (674-1,163)	1986-89
2.	6,921	Jeff Wickersham (587-1,005)	1982-85
3.	6,625	JaMarcus Russell (493-797)	2004-06
4.	6,158	Jamie Howard (459-934)	1992-95
5.	6,092	Joe Burrow (455-678)	2018-Present
6.	5,876	Herb Tyler (434-715)	1995-98
7.	5,783	Zach Mettenberger (407-659)	2011-13
8.	5,699	Joe Burrow (424-5639)	2018-Present
9.	4,733	Jordan Jefferson (397-678)	2008-11
10.	4,586	Danny Etling (325-544)	2016-17
SEASON			
1.	3,347	Rohan Davey (217-367)	2001
2.	3,198	Joe Burrow (236-299)	2019
3.	3,129	JaMarcus Russell (232-343)	2006
4.	3,082	Zach Mettenberger (192-296)	2013
5.	2,894	Joe Burrow (219-379)	2018
6.	2,825	Matt Mauck (229-358)	2003
7.	2,805	Joe Burrow (205-260)	2019
8.	2,655	Tommy Hodson (183-317)	1989
9.	2,609	Zach Mettenberger (207-352)	2012
10.	2,542	Jeff Wickersham (193-337)	1983
TOUCHDOWN CATCHES			
SEASON			
1.	12	Dwayne Bowe	2006
2.	11	Brandon LaFell	2009
	11	Devery Henderson	2003
	11	Wendell Davis	1986
5.	10	Ja’Marr Chase	2019
	10	Jarvis Landry	2013
	10	Michael Clayton	2003
	10	Josh Reed	2000
	10	Carlos Carson	1977
10.	9	Justin Jefferson	2019
	9	Dwayne Bowe	2005
	9	Eddie Fuller	1989
	9	Tony Moss	1989
	9	Andy Hamilton	1971
--	7	Terrace Marshall Jr.	2019

times, is in his second term of serving as the chair of the SEC’s Football Leadership Council and has twice been nominated for the AFCA Good Works Teams for his work in the community.

- Ferguson graduated with an undergraduate degree in marketing with a 3.5 grade point average in three years. He’s currently on pace to earn a Master’s in Business Administration from LSU in December.
- In the community, Ferguson, who is a Type I diabetic, has been an advocate for the American Diabetes Association and its research initiatives. He took part in the “Call to Congress” in the spring of 2018 where he joined numerous NFL players as they helped raise awareness and funds for diabetes research in the United States. While in Washington D.C, he met with members of Congress as well as others involved in policy making.

Von Rosenberg Making Most of His Punts

- LSU punter Zach Von Rosenberg has only been called on to punt just 30 times this year, but the junior is making the most of his opportunities.
- On 30 punts, Von Rosenberg is averaging 43 yards a punt.
- Of his 30 punts, 14 have been downed inside the 20-yard line with nine of those coming inside the 10-yard line.
- As unit, LSU ranks No. 5 in the SEC in net punting with a 40.5 yard change in field position on each punt.

Wide Receivers Own Two, Same Game 100-Yard Receiving Performances

- LSU wide receivers Justin Jefferson, Ja’Marr Chase and Terrace Marshall Jr. have put together two, same game 100-yard receiving games, which is tied for the second most in a season in school history.
- Jefferson, Chase and Marshall Jr. became the first trio with 100-plus receiving yards in a season at Texas.
- Jefferson and Chase then totaled 123 and 127 yards respectively against Florida.
- LSU also had two same game 100-yard receiving performances in 2000 and 2013.
- The record for same game 100-yard receiving games was in 2001 when Josh Reed and Michael Clayton did it against Kentucky, Alabama and Illinois.

This Isn’t The Old LSU Offense

- LSU offensive coordinator Steve Ensminger and passing game coordinator Joe Brady promised a spread attack and they’ve delivered in 2019.
- LSU has scored 420 points this season.
- LSU is 48-for-49 in the red zone this year with 38 of the trips resulting in touchdowns.
- The Tigers are first in the nation in red zone percentage and first in touchdowns in the redzone with 38.

Offense Tops Multiple SEC Offensive Categories, Among Best in the Nation

- The LSU offense leads the SEC in total offense, first downs and passing offense after nine games.
- LSU is first in the nation in red zone offense and scoring offense, second in passing offense and fourth in total offense.
- Joe Burrow is No. 1 in the nation in completion percentage (78.9 percent) and second in passing touchdowns (33) and passing yards (3,198).
- LSU wide receivers Justin Jefferson, Ja’Marr Chase and Terrace Marshall Jr. are amongst the best receivers in the nation. Chase is eighth with ten touchdowns, Jefferson follows in 11th with nine and Marshall Jr. ranks 17th with eight.

Tigers Honored in 2019

- In 2019 season, QB Joe Burrow, PK Cade York, S JaCoby Stevens, DB Derek Stingley Jr. and head coach Ed Orgeron have been recognized by the Southeastern Conference office and nationally.
- Burrow was named the SEC Offensive Player of the Week following the season opener against Georgia Southern when he went 23-for-27 with 278 yards and five touchdowns.
- Burrow added another SEC Offensive Player of the Week honor and was recognized nationally as the Davey O’Brien National Quarterback of the Week and Maxwell Offensive Player of the Week after leading the Tigers to a top-10 win at Texas. Burrow was 31-for-39 with four touchdowns and 471 yards, the second most in school history.
- Orgeron was named the Dodd Trophy National Coach of the Week after leading LSU to its first top-10 non-conference road win in school history.
- Burrow was named the SEC Offensive Player of the Week for a third time after setting the school record for touchdowns with six and throwing for 398 yards at Vanderbilt.
- Burrow added another SEC Offensive Player of the Week honor after going 21-for-24 with three touchdowns and 293 yards against Florida.
- Derek Stingley Jr. was named the SEC Freshman of the Year for the first time after totaling a PBU and interception against Florida.
- Stevens added SEC Defensive Player of the Week honors after games against Mississippi State and Auburn. The junior made eight tackles and a leaping one-handed interception against the Bulldogs. The following week against the Tigers, Stevens led the team with 10 tackles and helped limit Auburn to just 287 yards.
- Burrow along with running back Clyde Edwards-Helaire were named SEC Offensive Players of the Week after their performance at third-ranked Alabama. It’s just the third time players from the same team have shared SEC Offensive Player of the Week honors since the league established the weekly player of the week honors in 1985.

LSU Under Louisiana’s Own Ed Orgeron

- In his third full season as head coach of the Tigers, Orgeron continues to gain momentum on the field and on the recruiting trail.
- Orgeron has guided the Tigers to a 34-9 overall mark in his 43 games as the LSU head coach. Of his 34 victories, 15 have come against teams ranked in the Top 25, including nine over Top-10 opponents. Furthermore, of Coach O’s 34 wins, 19 have come against SEC foes and 25 have come by double-digits.
- Under Orgeron, the Tigers have played 38-of-43 games ranked in the Top 25, including all 13 games in 2018.

Consecutive Starts of 10 or More

- Seven LSU players are riding a consecutive start streak of at least 10 games.
- S Grant Delpit leads the way with 23 consecutive starts. C Lloyd Cushenberry III, OG Damien Lewis and QB Joe Burrow have each started 22 straight games, RT Austin Deculus also owns a 20-game starting streak, WR Justin Jefferson has started 14 straight games and S JaCoby Stevens has started 13 straight.

SEC RECORD WATCH

SINGLE-SEASON PASSING TOUCHDOWN LIST:

1.	44	Drew Lock	Missouri	2017
2.	43	Tua Tagovailoa	Alabama	2018
3.	40	André Woodson	Kentucky	2007
4.	39	Danny Wuerffel	Florida	1996
5.	37	Tim Couch	Kentucky	1997
5.	37	Johnny Manziel	Texas A&M	2013
7.	36	Peyton Manning	Tennessee	1997
7.	36	Tim Couch	Kentucky	1998
7.	36	Aaron Murray	Georgia	2012
10.	35	Danny Wuerffel	Florida	1995
10.	35	Aaron Murray	Georgia	2011
12.	34	Rex Grossman	Florida	2001
12.	34	Tyler Bray	Tennessee	2012
14.	33	Joe Burrow	LSU	2019

#NFLSU

Jamal Adams	S	NYJ
Kwon Alexander	LB	SF
John Battle****	S	TAM
Odell Beckham Jr.	WR	CLE
Kendell Beckwith***	LB	TAM
Alfred Blue**	RB	JAX
Michael Brockers	DT	LAR
Nick Brossette****	RB	DET
DJ Chark	WR	JAX
Morris Claiborne	CB	KC
Will Clapp	C	NO
Jalen Collins****	CB	IND
La’el Collins	OT	DAL
Danny Etling****	QB	ATL
Reid Ferguson	LS	BUF
Leonard Fournette	RB	JAX
Russell Gage	WR	ATL
Davon Godchaux	DT	MIA
Dillon Gordon**	OT	CAR
Derrius Guice	RB	WAS
Jerald Hawkins	OT	PIT
Danielle Hunter	DE	MIN
Donte Jackson	CB	CAR
Deion Jones	LB	ATL
Arden Key	DE	OAK
Jarvis Landry	WR	CLE
Tyrann Mathieu	DB	KC
Jalen Mills	FS	PHI
Barkevious Mingo	LB	SEA
Kevin Minter	LB	TAM
Foster Moreau	TE	OAK
Patrick Peterson	CB/RS	ARI
Ethan Pocic	C	SEA
Eric Reid	S	CAR
Duke Riley	LB	PHI
Russell Shepard**	WR	NYG
Corey Thompson	LB	BUF
Kevin Toliver II	DB	CHI
Trai Turner	OG	CAR
Devin White	LB	TAM
Tre’Davious White	CB	BUF
Andrew Whitworth	OT	LAR
Darrel Williams	RB	KC
Greedy Williams	CB	CLE
Al Woods	DT	SEA

***-Physically Unable to Perform**
****-Injured Reserve**
*****-Non-football Injury**
******-Practice Squad**

LSU on a 25-Game Home Winning Streak in October

- ▶ LSU wrapped up October with three wins in Tiger Stadium and extended its win streak to 25, a run that dates back to the 2009 season.
- ▶ The program owns 11 Top-25 wins in that span, which includes victories over No. 2 Georgia in 2018 and No. 3 South Carolina in 2012.
- ▶ LSU last lost a home October game on Oct. 10, 2009, against No. 1 ranked Florida 13-3.
- ▶ Head coach Ed Orgeron owns a 12-1 overall record during the month of October since taking over in 2016.
- ▶ Seven of LSU’s 12 October wins under Orgeron have come against Top 25 teams, which includes a 36-16 win over No. 2 Georgia and No. 22 Mississippi State last year. LSU defeated No. 7 Florida, 42-28, and No. 9 Auburn, 23-20, in 2019.
- ▶ LSU’s only October loss under Orgeron came at Florida last year by a 27-19 count.

Chase, Burrow Shine in Nashville

- ▶ Quarterback Joe Burrow and wide receiver Ja’Marr Chase connected on four touchdowns to lead LSU to the win over Vanderbilt in Nashville.
- ▶ Burrow threw six touchdowns on the day to set the school record for touchdown passes in a game. Burrow beat the previous record he shared with Zach Mettenberger.
- ▶ Burrow finished the day with 398 passing yards. His 357 yards in the air in the first half marked the most in school history.
- ▶ Chase led LSU with 229 yards and four touchdowns on 10 catches.
- ▶ The sophomore’s 229 yards are fourth in school history. Chase became the first LSU player since Odell Beckham Jr. in 2013 with 200-plus receiving yards.
- ▶ Chase became the third player in school history with four-plus receiving touchdowns, joining Carlos Carson (1977 vs. Rice) and Tony Moss (1989 vs. Ohio).

LSU Scores On Special Teams In Back-to-Back Games

- ▶ LSU scored on back-to-back games against Northwestern State and Vanderbilt.
- ▶ Freshman WR Trey Palmer returned a punt 54 yards for a touchdown against Northwestern State in Week 3 and sophomore LB Micah Baskerville recovered a punt he blocked in the endzone for a TD in the win over Vanderbilt in Week 4.
- ▶ Under Orgeron, the Tigers have scored four special teams touchdowns with DJ Chark being responsible for the other two: 65-yard punt return vs. Chattanooga in 2017 and a 70-yard punt return vs. Auburn in 2017.

Trio of Wide Receivers Set Record in Win at Texas

- ▶ Wide receivers Justin Jefferson, Ja’Marr Chase and Terrace Marshall Jr. each totaled 100-plus receiving yards to become the first trio to reach that milestone in a game in school history.
- ▶ There have now been 15 same-game 100-yard receiving performances in school history with the last coming from Travin Dural (6/124) and Malachi Dupre (4/120) against Mississippi State in 2014.
- ▶ Jefferson led the group with 163 yards and three touchdowns on nine receptions. His final touchdown, a 61-yard pass from Joe Burrow on third-and-16, sealed the Tigers’ Top 10 victory with 2:27 left in the game.
- ▶ Chase set career high numbers with 147 yards on eight receptions, including a long of 41 yards.
- ▶ Marshall Jr. had a career-high six receptions on six targets for 123 yards and a touchdown. Of his six receptions, five went for first downs and the other was a 26-yard touchdown.

Burrow Leads LSU to Top 10 Win with Record Performance

- ▶ Senior Quarterback Joe Burrow and the LSU offense delivered blow after blow and finished with 573 yards of total offense at Texas.
- ▶ Burrow was named the SEC Offensive Player of the Week for a second-straight week after his record performance. He finished the game 31-of-39 with four touchdowns and 471 yards.
- ▶ His 471 passing yards rank second in school history, becoming the third quarterback in school history to pass for more than 400 yards in a game.
- ▶ In true-road non-conference games, Burrows’ 471 yards are the third most in SEC history behind Jake Bentley (410, South Carolina at Clemson, 2018) and Tim Couch (492, UK at Louisville, 1998).
- ▶ The 31 completions rank third in school history and mark the most in a game for an LSU quarterback since Rohan Davey set the school record against Alabama with 35 in 2001.
- ▶ Burrow now owns three, 300-yard passing games, which is second to Rohan Davey’s record seven.
- ▶ Led by Burrow, LSU finished with 573 yards of total offense for the fourth most against a top-10 opponent and sixth most against a rank opponent: 1. 622 at #22 Texas A&M 11/24/16; 2. 620 vs. #7 Florida St. 11/20/82; 3. 598 vs. #9 Virginia Tech 9/8/07; 4. 595 vs. #7 Illinois 1/1/02 (Sugar Bowl); 5. 577 vs. #11 Notre Dame 1/3/07 (Sugar Bowl); 6. 573 at #9 Texas 9/7/19

Football Program Earns Victory Number 800

- ▶ With its win over Northwestern State on September 14, 2019, the LSU football program became the 12th FBS school to reach the 800-win milestone.
- ▶ With an overall record of 803-415-47, the LSU Football program ranks 12th amongst FBS programs for all-time wins.
- ▶ The Fighting Tigers rank fourth in the Southeastern Conference in wins behind Alabama (911), Tennessee (841) and Georgia (825). Auburn is behind LSU at 13th with 772 victories.

Everybody Eats - Offense Opens 2019 Season with New-Look

- ▶ A total of 14 players caught at least one pass against Georgia Southern, topping the previous high of 12 against North Texas in 2005.
- ▶ Of the 14 players, all five running backs had at least one catch.
- ▶ The LSU offense opened the season with a resounding offensive performance, scoring 55 points and totaling 472 yards.
- ▶ The Tigers scored touchdowns on their first five drives and scored on nine of 13 drives.
- ▶ The 55 points marked the second most in a season opener in the modern era, tying The 55-3 win vs. UTEP in 1997. It marked the most points in a season opener since the 2000 team’s 58-0 victory over Western Carolina.
- ▶ The offense didn’t let up and scored 42 points in the first half for the most points in a first half by LSU since scoring 49 to lead Louisiana Tech in 2003.

Top-10 Win at Texas Makes History

- ▶ For the first time in school history, LSU defeated a Top 10 non-conference opponent in a true road game.
- ▶ The 45-38 victory marked the 14th true road win over an AP Top 10 team in school history and the second for Coach Orgeron (2018 at No. 7 Auburn)
- ▶ Coach Orgeron is now 13-6 against Top 25 teams and 8-3 against Top 10 teams.

FUTURE FOOTBALL SCHEDULE

2020 LSU Football Schedule	
Sept. 5	UT-SAN ANTONIO
Sept. 12	TEXAS
Sept. 19	vs. Rice (in Houston – NRG

Stadium)	
Sept. 26	OLE MISS
Oct. 3	NICHOLLS STATE
Oct. 10	at Florida
Oct. 17	at Arkansas
Oct. 24	MISSISSIPPI STATE
Oct. 31	Open Date
Nov. 7	ALABAMA
Nov. 14	SOUTH CAROLINA
Nov. 21	at Auburn
Nov. 28	at Texas A&M

2021 LSU Football Schedule	
Sept. 4	at UCLA
Sept. 11	MCNEESE STATE
Sept. 25	CENTRAL MICHIGAN
Oct. 9	UL-MONROE

2022 LSU Football Schedule	
Sept. 4	NEW MEXICO

2023 LSU Football Schedule	
Oct. 21	ARMY

2024 LSU Football Schedule	
Aug. 31	UCLA
Sept. 7	RICE
Sept. 28	SOUTH ALABAMA

2025 LSU Football Schedule	
Aug. 30	at Clemson

2026 LSU Football Schedule	
Sept. 5	CLEMSON

2027 LSU Football Schedule	
Sept. 18	at Oklahoma

2028 LSU Football Schedule	
Sept. 9	OKLAHOMA

2029 LSU Football Schedule	
Sept. 8	ARIZONA STATE

2030 LSU Football Schedule	
Sept. 7	at Arizona State

Home games in ALL CAPS

► Orgeron's teams are 5-2 against AP-ranked opponents on the road.

Burrow Adds to Record Book in Season Opener - Named SEC Player of the Week

► Senior quarterback Joe Burrow opened the 2019 season by going 23-for-27 for 278 yards and five touchdowns.
► Burrow was named the SEC Offensive Player of the Week following the performance, the third of his career. The Ohio native is now 11-3 as LSU's starting quarterback.
► Burrow tied Zach Mettenberger (UAB, 2014) for the most touchdowns in a game in school history with five. He became the first LSU player to throw five touchdown passes in a half.
► It marked the third consecutive game dating back to last year that Burrow either set or tied a school record. Burrow set the LSU record for touchdowns accounted for with six against Texas A&M and then tied the school bowl record with four touchdown passes in the Fiesta Bowl win over Central Florida.
► Burrow's 85.2 completion percentage (23-of-27) against Georgia Southern ranks No. 5 in school history in a game for 20 or more attempts.

Stingley Becomes 10th Defensive True Freshman to Start a Season Opener

► Cornerback Derek Stingley Jr. became the 10th true freshman on the defensive side of the ball to start a season opener in the last 33 seasons and the 17th overall.
► True freshmen make an impact at LSU as in three years with Ed Orgeron as head coach a total of 66 true freshmen have seen action during that span, including 19 in 2019.
► In 2017, 20 true freshmen saw action for the Tigers, a number that led the nation. In addition, eight true freshmen started at least one game for the Tigers that year.
► The following have started a season opener since 2000: Marshall Jr. (WR, 2018), Charles (RG, 2017), Chaisson (LB, 2017), Delpit (S, 2017), Taylor (LB, 2017), Kevin Toliver (CB, 2015), Trey Quinn (WR, 2014), Jalen Mills (CB, 2012), Jessie Daniels (Nickel, 2003), Jerrel Myers (WR, 1999), Johnny Mitchell (DT, 1996), Theo Williams (DT, 1996), Booger McFarland (DT, 1995), Robert Davis (RB, 1992), and Sheddric Wilson (WR, 1992).

Most True Freshmen Starters by Year Since 2005

	8(Tory Carter, K'Lavon Chaisson, Saahdiq Charles, Grant Delpit, Ed Ingram, JaCoby Stevens, Tyler Taylor, Kary Vincent Jr.)
2015:	7 (Arden Key, Donte Jackson, Foster Moreau, Bry'Kiethon Mouton, Maea Teuhema, Kevin Toliver II, Toby Weathersby)
2014:	6 (Jamal Adams, Malachi Dupre, Leonard Fournette, Davon Godchaux, Brandon Harris, Trey Quinn)
2012:	6 (Kwon Alexander, Vadal Alexander, Reid Ferguson, Jeremy Hill, Lamar Louis, Jalen Mills)
2013:	5 (Rickey Jefferson, Anthony Jennings, Ethan Pocic, Rashard Robinson, Tre'Davious White)
2018	4 (Terrace Marshall Jr., Ja'Marr Chase, Micah Baskerville, Chasen Hines)
2006:	4 (Jacob Cutrera, Richard Dickson, Charles Scott, Keiland Williams)
2010:	3 (Alfred Blue, Tyrann Mathieu, Eric Reid)
2019:	2 (Derek Stingley Jr., Joseph Evans)
2011:	2 (Odell Beckham Jr., Jarvis Landry)
2007:	2 (Drake Nevis, Terrence Toliver)
2008:	2 (Jordan Jefferson, Patrick Peterson)
2009:	2 (Dominique Allen, Rueben Randle)
2016	1 (Dee Anderson)

LSU Is 79-9 vs. Non-Conference Teams Dating Back to 2001

► Dating back to the 2001 season when LSU captured its first outright SEC title since 1986, the Tigers have done quite well against non-conference opponents, going 79-9 against non-SEC foes during that span.
► Of the 79 wins, 19 have come against top-25 teams.
► Of the nine losses, only three have come during the regular season (2002 at Virginia Tech, 2016 vs. Wisconsin at Lambeau Field and 2017 vs. Troy).
► The other six losses came in bowl games (2003 Cotton Bowl vs. Texas; 2005 Capital One Bowl vs. Iowa; 2009 Capital One Bowl vs. Penn State; 2012 Chick-Fil-A Bowl vs. Clemson; 2014 Music City Bowl vs. Notre Dame, 2018 Citrus Bowl vs. Notre Dame).

1,000-Yard Rushing Streak Reaches 6 Years

► LSU went into 2019 riding a streak of six consecutive years with a 1,000-yard rusher.
► Junior Clyde Edwards-Helaire owns 786 yards in the Tigers' first nine games. He needs just 214 to extend the program's streak of 1,000-yard rushers.
► Last year, Nick Brossette, in his first season as a starter, rushed for 1,039 yards and 14 TDs in helping the Tigers to a 10-3 mark.
► Here's a look at LSU's 1,000-yard rushers during the 6-year streak:

2013	Jeremy Hill	1,401 yards
2014	Leonard Fournette	1,034 yards
2015	Leonard Fournette	1,953 yards (school record)
2016	Derrius Guice	1,387 yards
2017	Derrius Guice	1,153 yards
2018	Nick Brossette	1,039 yards

LSU with One of Most Experienced Teams in 2019

► LSU will play in 2019 with 12 seniors on its roster.
► The 12 seniors ties for sixth nationally in terms of smallest senior classes in college football for 2019. ► Texas A&M and Virginia Tech with six each led the way, followed by Penn State (10), Appalachian State (11) and Coastal Carolina (11).
► LSU is joined with 12 seniors by North Carolina State, Rice, and Wake Forest. All 12 of LSU's seniors have started at least one game during their LSU career.
► Against Texas, LSU stared 18 upperclassmen for the first time since game six of 2016 when the squad faced Southern Miss. LSU hasn't stared more than 18 upperclassmen in a game since 2012 against Washington in week two.

ORGERON'S CAREER DRAFT PICKS

MIAMI						
Bill Hawkins	DE	1989	1	21		Rams
Eric Smith	DE	1989	12	19		Giants
Cortez Kennedy	DT	1990	1	3		Seahawks
Jimmie Jones	DT	1990	3	11		Cowboys
Willis Peguese	DE	1990	3	19		Oilers
Greg Mark	DE	1990	3	26		Giants
Russell Maryland	DT	1991	1	1		Cowboys
Shane Curry	DE	1991	2	13		Colts
Anthony Hamlet	DE	1992	10	11		Seahawks
Darren Krein	DE	1994	5	19		Chargers
Syracuse						
Antonio Anderson	DT	1997	4	5		Dallas
Eric Downing	DT	2001	3	13		Kansas City
USC						
Ennis Davis	DT	2001	7	21		Saints
Kenechi Udeze	DE	2004	1	20		Vikings
Mike Patterson	DT	2005	1	31		Eagles
Shaun Cody	DT	2005	2	5		Lions
Frostee Rucker	DE	2006	3	27		Bengals
LaJuan Ramsey	DT	2006	6	35		Eagles
OLE MISS						
Tre' Stallings	OG	2006	6	186		Chiefs
Patrick Willis	LB	2007	1	11		49ers
Trumaine McBride	CB	2007	7	221		Bears
Michael Oher	OT	2009	1	23		Ravens
Peria Jerry	DT	2009	1	24		Falcons
Mike Wallace	WR	2009	3	84		Steelers
Jamarca Sanford	DB	2009	7	221		Vikings
Dexter McCluster	RB	2010	2	36		Chiefs
John Jerry	OT	2010	3	73		Dolphins
Kendrick Lewis	S	2010	5	136		Chiefs
Greg Hardy	DE	2010	6	175		Panthers
Jerrell Powe	DT	2011	6	199		Chiefs
TENNESSEE						
Dan Williams	DT	2010	1	26		Cardinals
Jurrell Casey	DT	2011	3	77		Titans
USC						
Nick Perry	DE	2012	1	28		Packers
T.J. McDonald	S	2013	3	71		Rams
Marqis Lee	WR	2014	2	39		Jaguars
Marcus Martin	C	2014	3	39		49ers
Devon Kennard	LB	2014	5	174		Giants
Leonard Williams	DE	2015	1	6		Jets
Nelson Agholor	WR	2015	1	20		Eagles
Josh Shaw	CB	2015	4	120		Bengals
Javorius Allen	RB	2015	4	125		Ravens
Hayes Pullard	TE	2015	6	198		Browns
Randall Telfer	LB	2015	7	219		Browns
Su'a Cravens	LB	2016	2	53		Redskin
Max Tuerk	C	2016	3	66		Chargers
Cody Kessler	QB	2016	3	93		Browns
Kevon Seymour	CB	2016	6	218		Bills
Zach Banner	OG	2017	4	137		Colts
Leon McQuay	S	2017	6	218		Chiefs
LSU						
Leonard Fournette	RB	2017	1	4		Jaguars
Jamal Adams	DB	2017	1	6		Jets
Tre'Davious White	DB	2017	1	27		Bills
Ethan Pocic	C	2017	2	58		Seahawks
Duke Riley	LB	2017	3	75		Falcons
Kendell Beckwith	LB	2017	3	107		Buccaneers
Davon Godchaux	DT	2017	5	178		Dolphins
Malachi Dupre	WR	2017	7	247		Packers
Donte Jackson	DB	2018	2	55		Panthers
Derrius Guice	RB	2018	2	59		Redskins
DJ Chark	WR	2018	2	61		Jaguars
Arden Key	DE	2018	3	87		Raiders
Russell Gage	WR	2018	6	194		Falcons
Danny Etling	QB	2018	7	219		Patriots
Will Clapp	C	2018	7	245		Saints
Devin White	LB	2019	1	5		Buccaneers
Greedy Williams	DB	2019	2	46		Browns
Foster Moreau	TE	2019	4	137		Raiders

LSU Is 81-0 When Rushing For 100 Yards and Holding Opponents To Less Than 100 Yards

- In the last 174 games, LSU's success is easy to predict when it comes to net rushing yards. Get to 100 yards rushing and LSU will more than likely win as the Tigers are 142-22 when that happens.
- Hold the opponent to fewer than 100 yards and the Tigers are 83-5.
- An even more telling stat is that when LSU rushes for 100-plus yards and holds the opponents to fewer than 100 yards, the Tigers are 81-0.
- The following is a look at LSU's rushing numbers and have the Tigers have fared in those games:

Year	LSU 100+	LSU 100-	Opp 100+	Opp 100-	LSU 100+/Opp 100-
2005	10-0	1-2	3-1	8-1	7-0
2006	10-0	1-2	5-0	6-2	6-0
2007	11-2	1-0	3-2	9-0	8-0
2008	8-3	0-2	2-5	6-0	6-0
2009	8-0	1-4	7-4	2-0	2-0
2010	11-2	0-0	7-1	5-0	5-0
2011	13-0	0-1	4-1	9-0	9-0
2012	9-1	1-2	4-2	6-1	6-0
2013	10-1	0-2	6-3	4-0	4-0
2014	8-3	0-2	4-4	4-1	4-0
2015	9-1	0-2	3-3	6-0	6-0
2016	8-3	0-1	3-4	5-0	5-0
2017	9-4	0-0	4-4	5-0	5-0
2018	10-2	0-1	5-3	5-0	5-0
2019	8-0	1-0	6-0	3-0	3-0
Totals	142-22	6-21	66-37	83-5	81-0

Burrow Brings Experience as Returning Starting Quarterback

- Quarterback Joe Burrow provides valuable experience for the LSU offense and became the fifth LSU quarterback to start in consecutive season openers since 1998.
- Only Matt Mauck in 2002 and 2003, JaMarcus Russell in 2004 and 2005, Jordan Jefferson in 2009 and 2010, Zach Mettenberger in 2012 and 2013, and Brandon Harris in 2015 and 2016 have started consecutive openers for LSU.
- A year ago, Burrow burst onto the scene with an outstanding year for the Tigers, leading the squad to a 10-3 overall mark and No. 6 national ranking.
- Burrow went into 2019 with nine school records in his career and became the first quarterback in LSU history to throw for 2,500 yard and rush for 350 yards or more in a season.
- With 10 wins as LSU's starter, Burrow could join JaMarcus Russell as the only quarterbacks in school history to lead the Tigers to at least 10 wins in back-to-back seasons.

LSU Punter Von Rosenberg One of Nation's Oldest Players

- At 28 years old, punter Zach Von Rosenberg is the fifth-oldest player in college football in 2019.
- Rosenberg, who spent six years playing Minor League Baseball before joining the LSU program in 2016, will turn 29 in September.
- The oldest player in college football is 32-year old Colorado placekicker James Stefanou. Wade Lees (P, Maryland) is 31, Houston punter Dane Roy is 30 and West Virginia tight end Jesse Beal is 29.

We are DBU:

- Since 2007, LSU leads the nation in number of defensive backs selected in the NFL draft with 19, including six in the first round.
- LSU produced two consensus All-America DBs in 2018 in Grant Delpit and Greedy Williams.
- LSU has produced 11 first team All-American defensive backs since 2000.
- LSU has also had defensive backs claim four national awards since 2010: Patrick Peterson 2010 Bednarik Award; Patrick Peterson 2010 Thorpe Award; Tyrann Mathieu 2011 Bednarik Award; Morris Claiborne 2011 Thorpe Award.
- Since the 2007 NFL Draft, LSU has had six DBs picked in the first round.

Four Tigers Play in 2019 As a College Graduate

- During the 2019 season, four Tigers take the field as a college graduate, four of which are LSU graduates.
- LSU's list of five college graduates includes one graduate transfers – QB Joe Burrow (Ohio State).
- In addition to the five Tigers with diplomas in hand, ten are projected to graduate in Fall 2019 – Connor Culp, Lloyd Cushenberry III, Derrick Dillon, Kristian Fulton, Rashard Lawrence, Damien Lewis, Adrian Magee, Ray Thornton, Badara Traore and Zach Von Rosenberg.
- Here's the list of college graduates on the LSU roster for 2019:

Name	Major (School)	Graduation Date
Joe Burrow	Consumer/Family Financial Services (Ohio State)	Spring, 2018
Breiden Fehoko	Communication Studies	Summer, 2019
Blake Ferguson	Marketing	Spring, 2018
Stephen Sullivan	Interdisciplinary Studies	Summer, 2019

Chaisson, Cushenberry III Carry on No. 18 Tradition

- Two LSU standouts – both in the classroom and on the football field – have been awarded the prestigious No. 18 jersey by head coach Ed Orgeron.
- Center Lloyd Cushenberry III and linebacker K'Lavon Chaisson were presented the jerseys at the beginning of camp, marking just the second time since the tradition began in 2003 that two Tigers have been issued the No. 18 jersey in the same season.
- Cushenberry III is the first offensive lineman to be selected to wear the No. 18 jersey
- As an offensive lineman, the rules of college football prevent Cushenberry III from actually wearing the No. 18 jersey so instead his No. 79 jersey will be accompanied by a No. 18 patch. The Carville native, who played locally at Dutchtown High School, will wear the No. 18 jersey at practice.
- Jersey No. 18 was born when, in 2003, quarterback Matt Mauck guided LSU to its first national championship since 1958. His number became synonymous with success -- both on and off the field -- as well as a selfless attitude that has become the epitome of being an LSU football player. After his final year with the Tigers, Mauck passed the jersey number down to running back Jacob Hester, who then helped LSU to another national title in 2007.
- Here is a look at the players to wear No. 18:

Years	Player	Position
2003	Matt Mauck	QB
2004-07	Jacob Hester	RB
2008-09	Richard Dickson	TE
2010	Richard Murphy	RB
2011	Brandon Taylor	S
2012	Bennie Logan	DT
2013	Lamin Barrow	LB
2014	Terrence Magee	RB
2015-16	Tre'Davious White	CB
2017	Christian LaCouture	DL
2017	John David Moore	FB/TE
2018	Foster Moreau	TE
2019	Lloyd Cushenberry III	C
2019	K'Lavon Chaisson	LB

Second Generation Tigers

- LSU's roster features two players who are second generation Tigers.
- True freshmen Thomas Perry and Brandon Hubicz are both following in their dads footsteps as LSU football players.
- Thomas Perry, an offensive lineman from Teurlings Catholic in Lafayette, is the son of Adam Perry, who played offensive guard for the Tigers from 1994-97
- Brandon Hubiz, a tight end from Catholic High School in Baton Rouge, is the son of Jim Hubicz, who played offensive tackle and guard for the Tigers from 1986-89.

LSU Family Connections

- LSU has some unique family-football connections on this year's team. The following is a look at those football-related connections with current Tigers:
- WR Justin Jefferson – younger brother of former LSU starting QB Justin Jefferson (2008-11) and starting DB Rickey Jefferson (2013-16). Jordan is currently on the coaching staff at Colorado State.
- TE Aaron Moffitt – son of LSU strength and conditioning coach Tommy Moffitt. Aaron's brother Clay just completed a two-year stint on the LSU baseball team.
- SNP Blake Ferguson – younger brother of four-year LSU starting long snapper Reid Ferguson, who is currently in his third year with the Buffalo Bills.
- TE Thaddeus Moss – son of Pro Football Hall of Famer and one of arguably the greatest receiver in NFL history in Randy Moss.
- CB Derek Stingley Jr. – grandson of the late Darryl Stingley, a first round draft pick by the New England Patriots who had his NFL career tragically ended on August 12, 1978 with a spinal cord injury.

Two-Sport Tigers

- Two current LSU football players – DB Kary Vincent Jr., and DB Maurice Hampton Jr. – are two-sport athletes.
- Vincent Jr. ran the lead leg of LSU's 2018 SEC Championship 4x100 meter relay team.
- Hampton Jr. is a member of the LSU baseball team. The Tennessee native was drafted in the 23rd round of the 2019 Major League Draft and elected to attend LSU. Hampton Jr. was the first player in Tennessee history to earn Mr. Football and Mr. Baseball honors in the same season.

LSU TIGERS DEPTH CHART

OFFENSE

LT	77	Saahdiq Charles	6-4	295	Jr.-2L
	51	Dare Rosenthal	6-7	314	Fr.-RS
LG	73	Adrian Magee	6-4	343	Sr.-3L
	70	Ed Ingram	6-4	295	So.-1L
	57	Chasen Hines	6-3	336	So.-1L
C	79	Lloyd Cushenberry III	6-4	315	Jr.-2L
	57	Chasen Hines	6-3	336	So.-1L
RG	68	Damien Lewis	6-3	332	Sr.-1L
	71	Donavaughn Campbell	6-5	360	Jr.-1L
	75	Anthony Bradford	6-7	355	Fr.-HS
RT	76	Austin Deculus	6-7	322	Jr.-2L
	74	Badara Traore	6-7	320	Sr.-1L
TE	81	Thaddeus Moss	6-3	249	Jr.-SQ
	10	Stephen Sullivan	6-5	242	Sr.-3L
	44	Tory Carter	6-1	250	Jr.-2L
WR	1	Ja'Marr Chase	6-1	200	So.-1L
	17	Racey McMath	6-3	221	Jr.-1L
	5	Devonta Lee	6-1	223	Fr.-HS
WR	6	Terrace Marshall Jr.	6-4	200	So.-1L
	10	Stephen Sullivan	6-5	242	Sr.-3L
	19	Derrick Dillon	5-11	186	Sr.-3L
	83	Jaray Jenkins	6-4	195	Fr.-RS
WR	2	Justin Jefferson	6-3	192	Jr.-2L
	33	Trey Palmer	6-1	180	Fr.-HS
	13	Jontre Kirkin	6-0	185	Jr.-2L
QB	9	Joe Burrow	6-4	216	Sr.-1L
	15	Myles Brennan	6-4	207	So.-1L
RB	22	Clyde Edwards-Helaire	5-8	209	Jr.-2L
	24	Chris Curry	6-0	215	Fr.-RS
	3	Tyrion Davis-Price	6-1	226	Fr.-HS
	-OR- -OR-	John Emery Jr.	6-0	203	Fr.-HS

DEFENSE

OLB	35	Damone Clark	6-3	239	So.-1L
	46	Andre Anthony	6-4	250	Jr.-1L
	43	Ray Thornton	6-3	227	Jr.-2L
DE	97	Glen Logan	6-4	309	Jr.-2L
	92	Neil Farrell Jr.	6-4	298	Jr.-2L
NT	72	Tyler Shelvin	6-3	346	So.-1L
	62	Siaki Ika	6-4	354	Fr.-HS
	94	Joseph Evans	6-2	288	Fr.-HS
DE	90	Rashard Lawrence	6-2	308	Sr.-3L
	91	Breiden Fehoko	6-2	291	Sr.-1L
OLB	18	K'Lavon Chaisson	6-4	250	So.-1L
	46	Andre Anthony	6-4	250	Jr.-1L
MLB	8	Patrick Queen	6-1	227	Jr.-2L
	35	Damone Clark	6-3	239	So.-1L
MLB	6	Jacob Phillips	6-4	233	Jr.-2L
	23	Micah Baskerville	6-1	228	So.-1L
CB	1	Kristian Fulton	6-0	200	Sr.-2L
	25	Cordale Flott	6-2	160	Fr.-HS
S	7	Grant Delpit	6-3	203	Jr.-2L
	5	Kary Vincent Jr.	5-10	185	Jr.-2
S	3	JaCoby Stevens	6-1	228	Jr.-2L
	5	Kary Vincent Jr.	5-10	185	Jr.-2L
CB	24	Derek Stingley Jr.	6-1	190	Fr.-HS
	16	Jay Ward	6-2	167	Fr.-HS
	29	Raydarius Jones	6-2	161	Fr.-HS

SPECIAL TEAMS

PK	36	Cade York	6-2	189	Fr.-HS
	34	Connor Culp	5-10	187	Jr.-1L
KO	32	Avery Atkins	5-11	217	So.-1L
P	38	Zach Von Rosenberg	6-5	240	Jr.-2L
	32	Avery Atkins	5-11	217	So.-1L

BOLD Indicates Returning Starter

SNP	48	Blake Ferguson	6-3	235	Sr.-3L
	47	Quentin Skinner	6-0	253	Fr.-HS
HOLDER	38	Zach Von Rosenberg	6-5	240	Jr.-2L
KOR	22	Clyde Edwards-Helaire	5-8	209	Jr.-2L
PR	24	Derek Stingley Jr.	6-1	190	Fr.-HS

ASSISTANT COACHES



Dave Aranda

Associate Head Coach
Defensive Coordinator/Linebackers

YEAR AT LSU: Fourth
BIRTHDATE: Sept. 29, 1976, in Redlands, Calif.
WIFE: Dione
CHILDREN: Jaelyn, Jordyn, Ronin
HIGH SCHOOL: Redlands HS, 1994
COLLEGE: California Lutheran, 1999
POSTGRADUATE: Texas Tech, 2002



Bill Johnson

Defensive Line

YEAR AT LSU: 1st
BIRTHDATE: June 23, 1955 in Monroe, Louisiana
WIFE: Dawn
CHILDREN: Abbie, Billy
HIGH SCHOOL: Neville High School
COLLEGE: Northwestern State, 1980



Joe Brady

Passing Game Coordinator/Wide Receivers

YEAR AT LSU: First
BIRTHDATE: September 23, 1989, in
Pembroke Pines, Fla.
HIGH SCHOOL: Everglades High School
COLLEGE: William & Mary, 2013
POSTGRADUATE: Penn State, 2018



Mickey Joseph

Wide Receivers

YEAR AT LSU: Third
BIRTHDATE: March 5, 1968, in New Orleans, La.
WIFE: Priscilla
CHILDREN: Jacob, Zachary, Makiyah, Maya, Malania
HIGH SCHOOL: Archbishop Shaw HS
COLLEGE: Nebraska, 1993



Bill Busch

Safeties

YEAR AT LSU: Second
BIRTHDATE: April 27, 1965, in Pender, Neb.
WIFE: Laura
CHILDREN: Sydney, Olivia and Gianna
COLLEGE: Nebraska Wesleyan, 1993
POSTGRADUATE: Nebraska-Kearney, 1990



Greg McMahon

Special Teams

YEAR AT LSU: Third
BIRTHDATE: January 2, 1960, in Rantoul, Ill.
WIFE: Linda
CHILDREN: Drew, Lisa, Sam
HIGH SCHOOL: Rantoul Township High School
COLLEGE: Eastern Illinois, 1982



James Cregg

Offensive Line

YEAR AT LSU: Second
BIRTHDATE: August 18, 1973, in Syracuse, N.Y.
WIFE: Dayna
CHILD: McKenzie
COLLEGE: Colorado State, 1997



Corey Raymond

Cornerbacks

YEAR AT LSU: Eighth
BIRTHDATE: Sept. 28, 1969, in New Iberia, La.
CHILDREN: Cody, Ariel, Christopher and Madison
HIGH SCHOOL: New Iberia HS
COLLEGE: LSU, 1992



Steve Ensminger

Offensive Coordinator/Quarterbacks

YEAR AT LSU: Ninth
BIRTHDATE: Sept. 15, 1958, in Baton Rouge, La.
WIFE: Amy
CHILDREN: Krystalin, Brittany Rose and Steven
HIGH SCHOOL: Central HS
COLLEGE: LSU, 1982



Tommie Robinson

Assistant Head Coach/Running Backs
Recruiting Coordinator

YEAR AT LSU: Third
BIRTHDATE: April 4, 1963, in Phenix City, Ala.
WIFE: Lartonyar
CHILDREN: Dantrell, Towanda, Trey
HIGH SCHOOL: Central HS (Phenix City, Ala.)
COLLEGE: Troy, 1985

LSU RECORD BOOK WATCH

RUSHING YARDS NET BY A QUARTERBACK

CAREER			
1.	1,018	Jordan Jefferson	2008-11
2.	890	Fred Haynes	1966-68
3.	829	David Woodley	1976-79
4.	821	Nelson Stokley	1965-67
5.	778	Herb Tyler	1995-98
6.	671	Paul Lyons	1970-72
7.	617	Marcus Randall	2001-04
8.	588	Joe Burrow	2018-Present
9.	542	Alan Risher	1980-82
10.	504	Steve Enslinger	1976-79

RUSHING TDS BY A QUARTERBACK

CAREER			
1.	23	Herb Tyler	1995-98
2.	15	David Woodley	1977-79
3.	13	Alan Risher	1980-82
	13	Nelson Stokley	1965-67
5.	12	Jordan Jefferson	2008-11
6.	10	Joe Burrow	2018-Present
	10	Steve Enslinger	1976-79
7.	9	Jeff Wickersham	1982-85
8.	8	Bert Jones	1970-72
	8	Mike Hillman	1967-69

PASSING ATTEMPTS

CAREER			
1.	1,163	Tommy Hodson (674 comp., 9,115 yards)	1986-89
2.	1,005	Jeff Wickersham (587 comp., 6,921 yards)	1982-85
3.	934	Jamie Howard (459 comp., 6,158 yards)	1992-95
4.	797	JaMarcus Russell (493 comp., 6,625 yards)	2004-06
5.	716	Herb Tyler (434 comp., 5,876 yards)	1995-98
6.	678	Joe Burrow (455 comp., 6,092 yards)	2018-Present
	678	Jordan Jefferson (397 comp., 4,733 yards)	2008-11
8.	659	Zach Mettenberger (407 comp., 5,783 yards)	2011-13
9.	623	Josh Booty (307 comp., 3,951 yards)	1999-2000
10.	615	Alan Risher (381 comp., 4,585 yards)	1980-82

COMPLETIONS

CAREER			
1.	674	Tommy Hodson (1,163 atts., 9,115 yards)	1986-89
2.	587	Jeff Wickersham (1,005 atts., 6,921 yards)	1982-85
3.	493	JaMarcus Russell (797 atts., 6,625 yards)	2004-06
4.	459	Jamie Howard (934 atts., 6,158 yards)	1992-95
5.	455	Joe Burrow (678 atts., 6,092 yards)	2018-Present
6.	434	Herb Tyler (715 atts., 5,876 yards)	1995-98
7.	407	Zach Mettenberger (659 atts., 5,783 yards)	2011-13
8.	397	Jordan Jefferson (678 atts., 4,733 yards)	2008-11
9.	381	Alan Risher (615 atts., 4,585 yards)	1980-82
10.	325	Danny Etling (544 att., 4,586 yards)	2016-17

COMPLETIONS

SEASON			
1.	236	Joe Burrow (299 atts., 3,198 yards)	2019
2.	232	JaMarcus Russell (342 atts., 3,129 yards)	2006
3.	229	Matt Mauck (358 atts., 2,825 yards)	2003
4.	219	Joe Burrow (379 atts., 2,894 yards)	2018
5.	217	Rohan Davey (367 atts., 3,347 yards)	2001
6.	209	Jeff Wickersham (346 atts., 2,145 yards)	1985
7.	207	Zach Mettenberger (352 atts., 2,609 yards)	2012
8.	202	Matt Flynn (359 atts., 2,407 yards)	2007
9.	193	Jeff Wickersham (337 atts., 2,542 yards)	1983
10.	192	Zach Mettenberger (296 atts., 3,082 yards)	2013

PASSING YARDS

CAREER			
1.	9,115	Tommy Hodson (674-1,163)	1986-89
2.	6,921	Jeff Wickersham (587-1,005)	1982-85
3.	6,625	JaMarcus Russell (493-797)	2004-06
4.	6,158	Jamie Howard (459-934)	1992-95
5.	6,092	Joe Burrow (455-678)	2018-Present
6.	5,876	Herb Tyler (434-715)	1995-98
7.	5,783	Zach Mettenberger (407-659)	2011-13
8.	4,733	Jordan Jefferson (397-678)	2008-11
9.	4,586	Danny Etling (325-544)	2016-17
10.	4,585	Alan Risher (381-615)	1980-82

PASSING YARDS

SEASON			
1.	3,347	Rohan Davey (217-367)	2001
2.	3,198	Joe Burrow (236-299)	2019
3.	3,129	JaMarcus Russell (232-343)	2006
4.	3,082	Zach Mettenberger (192-296)	2013
5.	2,894	Joe Burrow (219-379)	2018
6.	2,825	Matt Mauck (229-358)	2003
7.	2,655	Tommy Hodson (183-317)	1989
8.	2,609	Zach Mettenberger (207-352)	2012
9.	2,542	Jeff Wickersham (193-337)	1983
10.	2,463	Danny Etling (165-275)	2017

PASSING YARDS

GAME			
1.	528	Rohan Davey at Alabama (35-44)	2001
2.	471	Joe Burrow at Texas (31-39)	2019
3.	438	Tommy Hodson vs. Tennessee (31-49)	1989
4.	398	Joe Burrow at Vanderbilt (25-34)	2019
5.	394	Joe Burrow vs. UCF (21-34)	2018
6.	394	Jesse Daigle vs. Mississippi State (25-44)	1991
7.	393	Joe Burrow at Alabama (31-39)	2019
7.	383	Rohan Davey at Kentucky (27-38)	2001
8.	381	Tommy Hodson at Ole Miss (18-30)	1989
9.	373	Joe Burrow vs Northwestern St. (21-24)	2019

TOUCHDOWN PASSES

CAREER			
1.	69	Tommy Hodson	1986-89
2.	52	JaMarcus Russell	2004-06
3.	49	Joe Burrow	2018-Present
4.	40	Herb Tyler	1995-98
5.	37	Matt Mauck	2001-03
6.	35	Zach Mettenberger	2011-13
7.	34	Jamie Howard	1992-95
	34	Jordan Jefferson	2008-11
9.	32	Jarrett Lee	2008-11
10.	31	Matt Flynn	2004-07
	31	Alan Risher	1980-82

TOUCHDOWN PASSES

SINGLE SEASON - LSU			
1.	33	Joe Burrow	2019
2.	28	JaMarcus Russell	2006
	28	Matt Mauck	2003
4.	22	Zach Mettenberger	2013
	22	Tommy Hodson	1989
6.	21	Matt Flynn	2007
7.	19	Tommy Hodson	1986
8.	18	Rohan Davey	2001
	18	Herb Tyler	1998
10.	17	Josh Booty	2000
	17	Jordan Jefferson	2009
	17	Alan Risher	1982

TOUCHDOWN PASSES

SINGLE SEASON - SEC			
1.	44	Drew Lock, Missouri	2017
2.	43	Tua Tagovailoa, Alabama	2018
3.	40	André Woodson, Kentucky	2007
4.	39	Danny Wuerffel, Florida	1996
5.	37	Tim Couch, Kentucky	1997
	37	Johnny Manziel, Texas A&M	2013
7.	36	Peyton Manning, Tennessee	1997
	36	Tim Couch, Kentucky	1998
	36	Aaron Murray, Georgia	2012
10.	35	Danny Wuerffel, Florida	1995
	35	Aaron Murray, Georgia	2011
--	33	Joe Burrow, LSU	2019

300-YARD PASSING GAMES

CAREER			
1.	9	Joe Burrow	2018-present
2.	7	Rohan Davey	1998-2001
3.	3	Zach Mettenberger	2011-13
	3	Jamie Howard	1992-95
5.	2	Danny Etling	2016-17
	2	Matt Flynn	2004-07
	2	JaMarcus Russell	2004-06
	2	Matt Mauck	2001-03
	2	Tommy Hodson	1986-89
	2	Jeff Wickersham	1982-85

300-YARD PASSING GAMES

SEASON			
1.	7	Joe Burrow	2019
2.	6	Rohan Davey	2001
3.	3	Zach Mettenberger	2013
4.	2	Joe Burrow	2018
	2	Matt Flynn	2007
	2	JaMarcus Russell	2006
	2	Matt Mauck	2003
	2	Jamie Howard	1995
	2	Tommy Hodson	1989
	2	Jeff Wickersham	2983

CONSECUTIVE 300-YARD PASSING GAMES

1.	4	Joe Burrow	2019
		471 at #9 Texas, 373 vs. Northwestern St., 398 at Vanderbilt, 344 vs. Utah St.	
2.	3	Joe Burrow	2019
		327 at Mississippi State, 321 vs. #9 Auburn, 393 at #2 Alabama	
3		Rohan Davey	2001
		528 at Alabama, 318 vs. Middle Tennessee 359 vs. #24 Arkansas	
3.	2	Zach Mettenberger	2013
		(372 at #9 Georgia, 340 at Mississippi State	
	2	Matt Flynn	2007
		319 vs. #18 Auburn, 353 at #17 Alabama	
2		Tommy Hodson	1989
		438 vs. #11 Tennessee, 381 at Ole Miss	
2		Jeff Wickersham	1983
		344 vs. #19 Alabama, 368 vs. Mississippi State	

CONSECUTIVE COMPLETIONS

1.	14	JaMarcus Russell (vs. Mississippi State)	2006
	14	Matt Mauck (vs. Louisiana Tech)	2003
	14	Chad Loup (vs. Arkansas)	1993
4.	13	Joe Burrow (at Alabama)	2019
5.	12	Joe Burrow (vs. Florida)	2019
	12	Joe Burrow (at Vanderbilt)	2019
	12	Zach Mettenberger (at Mississippi State)	2013
	12	Tommy Hodson (at Tennessee)	1988
	12	Jeff Wickersham (at Tulane)	1985
	12	Alan Risher (vs. Rice)	1981
11.	11	Joe Burrow (at Mississippi State)	2019
	11	Joe Burrow (at Texas)	2019
	11	Danny Etling (vs. BYU)	2017
	11	Rohan Davey (vs. Western Carolina)	2000

TOTAL YARDS

CAREER			
1.	8,938	Tommy Hodson	1986-89
		(-177 rush, 9,115 pass)	
2.	6,705	Jeff Wickersham	1982-85
		(-216 rush, 6,921 pass)	
3.	6,704	JaMarcus Russell	2004-06
		(79 rush, 6,625 pass)	
4.	6,680	Joe Burrow	2018-Present
		(588 rush, 6,092 pass)	
5.	6,654	Herb Tyler	1995-98
		(778 rush, 5,876 pass)	
6.	6,010	Jamie Howard	1992-95
		(-148 rush, 6,158 pass)	
7.	5,751	Jordan Jefferson	2008-11
		(1,018 rush, 4,733 pass)	
8.	5,470	Zach Mettenberger	2011-13
		(-313 rush, 5,783 pass)	
9.	5,127	Alan Risher	1980-82
		(542 rush, 4,585 pass)	
10.	4,760	Danny Etling	2016-17
		(174 rush, 4,586 pass)	

SEASON			
1.	Joe Burrow	3,387	2019
	(189 rush, 3,198 pass)		
2.	Rohan Davey	3,351	2001
	(4 rush, 3,347 pass)		
3.	Joe Burrow	3,293	2018
	(399 rush, 2,894 pass)		
4.	JaMarcus Russell	3,271	2006
	(142 rush, 3,129 pass)		
5.	Zach Mettenberger	2,949	2013
	(-133 rush, 3,082 pass)		
6.	Matt Mauck	2,922	2003
	(97 rush, 2,825 pass)		
7.	Matt Flynn	2,622	2007
	(215 rush, 2,407 pass)		
8.	Tommy Hodson	2,604	1989
	(-51 rush, 2,655 pass)		
9.	Danny Etling	2,591	2017
	(128 rush, 2,463 pass)		
10.	Jeff Wickersham	2,436	1983
	(-106 rush, 2,542 pass)		

LSU RECORD BOOK WATCH

MOST TOUCHDOWNS RESPONSIBLE FOR

CAREER			
1.	71	Tommy Hodson (2 rush, 69 pass)	1986-89
2.	63	Herb Tyler (23 rush, 40 pass)	1995-98
3.	59	Joe Burrow (10 rush, 49 pass)	2018-Present
4.	56	JaMarcus Russell (4 rush, 52 pass)	2004-06
5.	53	Kevin Faulk (46 rush, 4 rec, 2 PR, 1 KOR)	1995-98
6.	50	Dalton Hilliard (44 rush, 6 rec)	1982-85
7.	46	Jordan Jefferson (12 rush, 34 pass)	2008-11
8.	44	Alan Risher (13 rush, 31 pass)	1980-82
9.	42	Leonard Fournette (40 rush, 1 rec, 1 KOR)	2014-16
	42	Matt Mauck (5 rush, 37 pass)	2001-03

MOST TOUCHDOWNS RESPONSIBLE FOR

SEASON			
1.	36	Joe Burrow (3 rush, 33 pass)	2019
2.	29	JaMarcus Russell (1 rush, 28 pass)	2006
	29	Matt Mauck (1 rush, 28 pass)	2003
4.	25	Matt Flynn (4 rush, 21 pass)	2007
	25	Herb Tyler (7 rush, 18 pass)	19986
6.	24	Tommy Hodson (2 rush, 22 pass)	1989
7.	23	Joe Burrow (7 rush, 16 pass)	2018
	23	Leonard Fournette (22 rush, 1 rec.)	2015
9.	22	Zach Mettenberger (22 pass)	2013
10.	21	Alan Risher (4 rush, 17 pass)	1982

LSU'S ALL-TIME STARTING QUARTERBACK CAREER RECORD (SINCE 1957)

YEARS	QB	CAREER RECORD BY WINS
1986-89	Tommy Hodson	31-14-1
1995-98	Herb Tyler	27-11
2004-06	JaMarcus Russell	26-4
1957-59	Warren Rabb	25-7
2008-11	Jordan Jefferson	24-8
1983-85	Jeff Wickersham	21-12-2
1960-62	Jimmy Field	20-6-2
2018-pres.	Joe Burrow	19-3
2011-13	Zach Mettenberger	19-6
2001-03	Matt Mauck	18-2
1980-82	Alan Risher	17-14-2
2016-17	Danny Etling	16-7
2008-11	Jarrett Lee	14-4
1977-79	David Woodley	14-7
1963-65	Pat Screen	13-3-1
1970-72	Bert Jones	12-4-1
1999-01	Rohan Davey	12-5
1992-95	Jamie Howard	12-19-1
2004-07	Matt Flynn	11-2
1967-69	Mike Hillman	11-2
1966-68	Fred Haynes	11-5-1
1976-79	Steve Ensminger	11-6

QUARTERBACK-RECEIVER TD COMBINATIONS

CAREER			
1.	23	JaMarcus Russell-Dwayne Bowe	
2.	21	Tommy Hodson-Wendell Davis	
3.	15	Joe Burrow-Justin Jefferson	
	15	Zach Mettenberger-Jarvis Landry	
4.	14	Tommy Hodson-Eddie Fuller	
	14	Matt Mauck -Devery Henderson	
7.	13	Joe Burrow-Ja'Marr Chase	
	13	Tommy Hodson-Eddie Fuller	
	13	Rohan Davey-Josh Reed	
8.	12	JaMarcus Russell-Early Doucet	
9.	11	Jordan Jefferson-Brandon LaFell	
--	8	Joe Burrow-Terrace Marshall Jr.	

PLAYS CAREER

1.	1,307	Tommy Hodson (144 rush, 1,163 pass)	1986-89
2.	1,181	Jeff Wickersham (176 rush, 1,005 pass)	1982-85
3.	1,063	Jamie Howard (129 rush, 934 pass)	1992-95
4.	1,037	Jordan Jefferson (359 rush, 678 pass)	2008-11
5.	1,007	Herb Tyler (291 rush, 716 pass)	1995-98
6.	992	Alan Risher (377 rush, 615 pass)	1980-82
7.	936	JaMarcus Russell (139 rush, 797 pass)	2004-06
8.	884	Dalton Hilliard (882 rush, 2 pass)	1982-85
9	872	Joe Burrow (194 rush, 678 pass)	2018-Present
10.	859	Kevin Faulk (856 rush, 3 pass)	1995-98

COMPLETION PERCENTAGE - LSU SEASON (MIN. 50 ATTS.)

1.	78.9	Joe Burrow (236-299)	2019
2.	68.0	Ryan Perrilloux (51-75)	2007
3.	67.8	JaMarcus Russell (232-342)	2006
4.	65.2	Herb Tyler (45-69)	1995
5.	64.9	Zach Mettenberger (192-296)	2013
6.	64.4	Rohan Davey (38-59)	2000
7.	64.0	Nelson Stokley (32-50)	1965
8.	63.9	Matt Mauck (229-358)	2003
9.	63.7	Alan Risher (149-234)	1982
10.	63.0	Alan Risher (150-238)	1981
	63.0	Marcus Randall (102-162)	2004

COMPLETION PERCENTAGE - NCAA SEASON (MIN. 14 ATTS./GAME)

1.	78.9	Joe Burrow (236-299)	2019
2.	76.7	Colt McCoy, Texas (332-433)	2008
3.	74.3	Kellen Moore, Boise State (326-439)	2011
4.	73.8	Tyler Huntley, Utah (141-191)	2019
5.	73.6	Daunte Culpepper, UCF (296-402)	1998
6.	73.5	Stefan Lefors, Louisville (189-257)	2004
	73.5	Dan Persa, Northwestern (222-302)	2010
8.	73.4	Dan Persa, Northwestern (218-297)	2011
9.	73.3	Jalen Hurts, Oklahoma (151-206)	2019
10.	73.2	Jack Coan, Wisconsin (153-209)	2019

100-YARD RECEIVING GAMES CAREER

1.	18	Josh Reed	1999-2001
2.	13	Wendell Davis	1984-87
3.	11	Eric Martin	1981-84
4.	9	Tony Moss	1986-89
	9	Andy Hamilton	1969-71
6.	8	Todd Kinchen	1989-91
7.	7	Odell Beckham Jr.	2011-13
	7	Michael Clayton	2001-03
9.	6	Justin Jefferson	2017-Present
	6	Jarvis Landry	2011-13
10.	5	Ja'Marr Chase	2018-Present
	5	Travin Dural	2013-16
	5	Malachi Dupre	2014-16
	5	Rueben Randle	2009-11
	5	Terrence Toliver	2007-10
	5	Abram Booty	1997-99
	5	Tommy Morel	1966-68

100-YARD RECEIVING GAMES SEASON

1.	11	Josh Reed	2001
2	6	Josh Reed	2000
	6	Wendell Davis	1987
	6	Wendell Davis	1986
5.	5	Ja'Marr Chase	2019
	5	Odell Beckham Jr.	2013
	5	Jarvis Landry	2013
	5	Tony Moss	1988
	5	Eric Martin	1983
	5	Andy Hamilton	1971
10.	4	Justin Jefferson	2019
	4	DJ Chark	2017
	4	Rueben Randle	2011
	4	Michael Clayton	2003
	4	Todd Kinchen	1990
	4	Tony Moss	1989
	4	Eric Martin	1982
	4	Andy Hamilton	1970
	4	Tommy Morel	1968

TOUCHDOWN CATCHES SEASON

1.	12	Dwayne Bowe	2006
2.	11	Brandon LaFell	2009
	11	Devery Henderson	2003
	11	Wendell Davis	1986
5.	10	Ja'Marr Chase	2019
	10	Jarvis Landry	2013
	10	Michael Clayton	2003
	10	Josh Reed	2000
	10	Carlos Carson	1977
9.	9	Justin Jefferson	2019
	9	Dwayne Bowe	2005
	9	Eddie Fuller	1989
	9	Tony Moss	1989
	9	Andy Hamilton	1971
--	8	Terrace Marshall Jr.	2019

PASSES DEFENDED SEASON

1.	32	Corey Webster	2003
2.	28	Travis Daniels	2003
3.	21	Chevis Jackson	2007
4.	17	Greedy Williams	2017
	17	Corey Webster	2002
	17	Demetrius Hookfin	2002
7.	16	Chevis Jackson	2006
	16	Jonathan Zenon	2006
9.	15	Patrick Peterson	2009
	15	Norman Lejeune	2002
--	13	Derek Stingley Jr.	2019

THE LAST MEETING

Ole Miss **16**
LSU **45**

September 29, 2018 • Tiger Stadium • Baton Rouge, La.

No. 5 Football Balanced in Ole Miss Blowout, 45-16

Fifth-ranked LSU rolled up 573 yards of total offense - 292 through the air and 281 on the ground - in a 45-16 victory over Ole Miss on a rainy Saturday night in Tiger Stadium. LSU (5-0, 2-0 SEC) was led by quarterback Joe Burrow, who was 18-of-25 passing with three touchdowns while running for a team-best 96 yards and a touchdown. Burrow connected with nine different receivers including wide receiver Justin Jefferson who had a team- high five catches for 99 yards with touchdowns of 65 and 5 yards. Stephen Sullivan added five catches for 50 yards while Racey McMath had his first two career catches for 42 yards. Along with Burrow's 96 net yards rushing, running back Nick Brossette had 72 net yards with a 4-yard touchdown run late in the first quarter that put the Tiger ahead, 14-3. Clyde Edwards-Helaire added 67 net yards on 11 carries with a 3-yard touchdown run midway through the second quarter. LSU ran 50 times for 281 yards, converted 7-of- 12 third downs and overcame two turnovers. The Tigers had 33 first downs - LSU's most since 1978 - and held the ball for 35:17. Though the Tigers' offensive line got a boot with the return of tackle Adrian Magee, LSU started its fifth different combination in as many games. Sophomore Donavaughn Campbell earned his first start at left guard in place of an injured Garrett Brumfield. Defensively, LSU held the Rebels in check throughout the contest, beginning with a diving interception by safety Grant Delpit on Ole Miss' second play from scrimmage. Cornerback Greedy Williams led the Tigers with 10 tackles, while Delpit had five including 2.5 behind the line of scrimmage. Linebackers Devin White and Jacob Phillips collected six tackles each. Saturday's 8:15 p.m. CT kickoff led to the latest ending time for an LSU home game officially recorded (since 1979)t by an LSU opponent on record (since 1937).

STATISTICAL COMPARISON (2019)

Category	LSU	Ole Miss	CONF. (FBS) RANKING	
			LSU	Ole Miss
Record:	9-0	4-6		
Conference:	5-0	2-4		
3rd Down Conversion:	.509	.382	2(7)	9(84)
Opp. 3rd Down Conversion:	.333	.389	5(29)	11(68)
4th Down Conversion	.400	.538	11(105)	4(64)
4th Down Conversion Defense	.412	.588	8(27)	12(91)
Fewest Penalties	55.0	49.0	6(52)	2(26)
Fewest Penalty Yards	554.0	501.0	11(85)	8(62)
1st Down Defense	167.0	217.0	5(31)	13(109)
1st Down Offense	241.0	222.0	1(6)	4(27)
Kickoff Return Defense	20.73	18.59	10(68)	5(31)
Kickoff Returns	22.36	23.79	3(41)	2(28)
Net Punting	37.83	37.30	11(75)	12(82)
Passing Offense	379.3	187.1	1(2)	12(105)
Passing Yards Allowed	239.8	274.2	12(87)	14(117)
Punt Returns	12.32	6.58	6(19)	12(77)
Punt Return Defense	16.00	11.67	12(126)	10(107)
Red Zone Offense	.980	.879	1(1)	4(40)
Red Zone Defense	.741	.867	3(19)	14(96)
Rushing Defense	100.7	122.7	2(13)	5(26)
Rushing Offense	159.1	247.4	9(71)	1(14)
Sacks Allowed	2.22	1.70	11(79)	6(50)
Scoring Defense	22.3	23.9	8(36)	10(44)
Scoring Offense	46.7	26.2	2(4)	9(84)
Passing Efficiency	194.72	120.02	2(3)	10(100)
Passing Efficiency Defense	122.13	134.88	9(37)	11(76)
Sacks	2.33	2.70	6(51)	2(30)
Tackles for Loss	6.2	6.0	5(56)	7(63)
Time of Possession	29.42	28.18	8(70)	12(104)
Total Defense	340.4	396.9	7(33)	12(71)
Total Offense	538.4	434.5	1(4)	4(43)
Turnover Margin	5	2	2(24)	5(54)
Turnovers Gained	14	13	7(53)	11(65)
Turnovers Lost	9	11	3(13)	4(31)

Series Notes: LSU and Ole Miss will meet for the 108th time with LSU holding a 62-41-4 advantage in the series. LSU is currently enjoying a three game winning streak against Ole Miss dating back 2016. Dating back to 2010, LSU is 7-2 against the Rebels with Ole Miss winning in 2013 by a score of 27-24 and in 2015 by a score of 38-17. The Tigers hold a 8-3 record against Ole Miss while being ranked in the series while being ranked inside the top-five in the nation. Four of those matchups have come with LSU being ranked No.1 in the nation and the Tigers have won all four games. LSU head coach Ed Orgeron, who spent three seasons as the head coach at Ole Miss, is looking to stay perfect against his former team. He holds a 3-0 record against Ole Miss with wins in 2016 (38-21), 2017 (40-24), and 2018 (45-16).

The Series: LSU Leads 62-41-4

Year	Results	Rankings	Date (Site)	1952	UM, 28-0	NR/NR	Nov. 1 at Oxford	1990	UM, 19-10	NR/#17	Nov. 3 at Baton Rouge
1894	UM, 26-6	NR/NR	Dec. 3 Baton Rouge	1953	UM, 27-16	NR/#18	Oct. 31 at Baton Rouge	1991	LSU, 25-22	NR/NR	Nov. 2 at Jackson
1896	LSU, 12-4	NR/NR	Nov. 13 at Vicksburg	1954	UM, 21-6	NR/#12	Oct. 30 at Baton Rouge	1992	UM, 32-0	NR/NR	Oct. 31 at Jackson
1899	UM, 11-0	NR/NR	Nov. 3 at Meridian	1955	UM, 29-26	NR/#20	Oct. 29 at Baton Rouge	1993	LSU, 19-17	NR/NR	Oct. 30 at Baton Rouge
1901	LSU, 46-0	NR/NR	Nov. 7 at Baton Rouge	1956	UM, 46-17	NR/NR	Nov. 3 at Baton Rouge	1994	UM, 34-21	NR/NR	Oct. 29 at Oxford
1902	LSU, 6-0	NR/NR	Nov. 8 at New Orleans	1957	UM, 14-12	NR/#14	Nov. 9 at Oxford	1995	LSU, 38-9	NR/NR	Nov. 11 at Baton Rouge
1903	UM, 11-0	NR/NR	Nov. 21 at New Orleans	1958	LSU, 14-0	#1/#6	Nov. 1 at Baton Rouge	1996	LSU, 39-7	#17/NR	Nov. 16 at Oxford
1904	LSU, 5-0	NR/NR	Nov. 5 at Baton Rouge	1959	LSU, 7-3	#1/#3	Oct. 31 at Baton Rouge	1997	UM, 36-21	#8/NR	Oct. 18 at Baton Rouge
1906	UM, 9-0	NR/NR	Oct. 20 at Baton Rouge	1960	UM, 21-0	#3/#2	Jan. 1 at New Orleans (Sugar Bowl)	1998	UM, 37-31(OT)	NR/NR	Oct. 31 at Oxford
1907	LSU, 23-0	NR/NR	Nov. 16 at Jackson	1960	Tie, 6-6	NR/#3	Oct. 29 at Oxford	1999	UM, 42-23	NR/NR	Oct. 3 at Baton Rouge
1909	LSU, 10-0	NR/NR	Oct. 9 at Baton Rouge	1961	LSU, 10-7	#6/#2	Nov. 4 at Baton Rouge	2000	LSU, 20-9	NR/NR	Nov. 11 at Oxford
1912	UM, 10-7	NR/NR	Oct. 19 at Baton Rouge	1962	UM, 15-7	#4/#6	Nov. 3 at Baton Rouge	2001	UM, 35-24	NR/NR	Oct. 27 at Baton Rouge
1914	UM, 21-0	NR/NR	Oct. 17 at Baton Rouge	1963	UM, 37-3	NR/#3	Nov. 2 at Baton Rouge	2002	LSU, 14-13	#21/NR	Nov. 23 at Baton Rouge
1915	LSU, 28-0	NR/NR	Oct. 15 at Oxford	1964	LSU, 11-10	#9/NR	Nov. 2 at Baton Rouge	2003	LSU, 17-14	#3/#15	Nov. 22 at Oxford
1916	LSU, 41-0	NR/NR	Nov. 19 at Baton Rouge	1965	UM, 23-0	#5/NR	Oct. 31 at Baton Rouge	2004	LSU, 27-24	#14/NR	Nov. 20 at Baton Rouge
1917	LSU, 52-7	NR/NR	Oct. 13 at Oxford	1966	UM, 17-0	NR/NR	Oct. 30 at Jackson	2005	LSU, 40-7	#4/NR	Nov. 19 at Oxford
1919	LSU, 13-0	NR/NR	Oct. 18 at Baton Rouge	1967	Tie, 13-13	NR/NR	Oct. 29 at Baton Rouge	2006	LSU, 23-20(OT)	#9/NR	Nov. 18 at Baton Rouge
1921	LSU, 21-0	NR/NR	Nov. 12 at Baton Rouge	1968	UM, 27-24	#14/NR	Nov. 4 at Jackson	2007	LSU, 41-24	#1/NR	Nov. 17 at Oxford
1926	LSU, 3-0	NR/NR	Nov. 13 at Baton Rouge	1969	UM, 26-23	#8/NR	Nov. 2 at Baton Rouge	2008	UM, 31-13	#18/NR	Nov. 22 at Baton Rouge
1927	UM, 12-7	NR/NR	Nov. 5 at Oxford	1970	LSU, 61-17	#8/#16	Nov. 1 at Jackson	2009	UM, 25-23	#10/RV	Nov. 21 at Oxford
1928	LSU, 19-6	NR/NR	Nov. 10 at Baton Rouge	1971	UM, 24-22	#11/NR	Dec. 5 at Baton Rouge	2010	LSU, 43-36	#5/NR	Nov. 20 at Baton Rouge
1929	LSU, 13-6	NR/NR	Nov. 16 at Baton Rouge	1972	LSU, 17-16	#6/NR	Oct. 30 at Jackson	2011	LSU, 52-3	#1/NR	Nov. 19 at Oxford
1930	LSU, 6-0	NR/NR	Nov. 8 at Baton Rouge	1973	LSU, 51-14	#7/NR	Nov. 4 at Baton Rouge	2012	LSU, 41-35	#8/NR	Nov. 17 at Baton Rouge
1931	LSU, 26-3	NR/NR	Nov. 14 at Jackson	1974	LSU, 24-0	NR/NR	Nov. 3 at Jackson	2013	UM, 27-24	#6/NR	Oct. 19 at Oxford
1933	LSU, 31-0	NR/NR	Nov. 18 at Baton Rouge	1975	UM, 17-13	NR/NR	Nov. 2 at Baton Rouge	2014	LSU, 10-7	#24/#3	Oct. 25 at Baton Rouge
1934	LSU, 14-0	NR/NR	Nov. 17 at Jackson	1976	LSU, 45-0	NR/NR	Nov. 1 at Jackson	2015	UM, 38-17	#17/#22	Nov. 21 at Oxford
1936	LSU, 13-0	NR/NR	Oct. 17 at Baton Rouge	1977	LSU, 28-21	NR/NR	Oct. 30 at Baton Rouge	2016	LSU, 38-21	#25/#23	Oct. 22 at Baton Rouge
1937	LSU, 13-0	NR/NR	Oct. 16 at Baton Rouge	1978	LSU, 30-8	#12/NR	Oct. 29 at Jackson	2017	LSU, 40-24	#24/NR	Oct. 21 at Oxford
1938	UM, 20-7	NR/NR	Sept. 24 at Baton Rouge	1979	LSU, 28-24	NR/NR	Nov. 4 at Baton Rouge	2018	LSU, 45-16	#6/NR	Sept. 29 at Baton Rouge
1939	UM, 14-7	NR/NR	Sept. 30 at Baton Rouge	1980	LSU, 38-16	NR/NR	Nov. 3 at Jackson				
1940	UM, 19-6	NR/NR	Sept. 28 at Baton Rouge	1981	Tie, 27-27	NR/NR	Nov. 1 at Baton Rouge				
1941	UM, 13-12	NR/#16	Nov. 8 at Baton Rouge	1982	LSU, 45-8	#13/NR	Oct. 31 at Jackson				
1942	LSU, 21-7	NR/NR	Oct. 17 at Baton Rouge	1983	UM, 27-24	NR/NR	Oct. 30 at Baton Rouge				
1945	LSU, 32-13	#17/NR	Nov. 3 at Baton Rouge	1984	LSU, 32-29	#15/NR	Oct. 29 at Jackson				
1946	LSU, 34-21	NR/NR	Nov. 2 at Baton Rouge	1985	LSU, 14-0	#16/NR	Nov. 3 at Baton Rouge				
1947	UM, 20-18	#17/NR	Nov. 1 at Baton Rouge	1986	UM, 21-19	#12/NR	Nov. 2 at Jackson				
1948	UM, 49-19	NR/RV	Oct. 30 at Baton Rouge	1987	LSU, 42-13	#5/NR	Nov. 1 at Baton Rouge				
1949	LSU, 34-7	#17/NR	Oct. 29 at Baton Rouge	1988	LSU, 31-20	#13/NR	Oct. 31 at Jackson				
1950	LSU, 40-14	NR/NR	Nov. 4 at Baton Rouge	1989	LSU, 35-30	NR/NR	Oct. 29 at Baton Rouge				
1951	Tie, 6-6	NR/NR	Nov. 3 at Baton Rouge				Nov. 4 at Oxford				

At Baton Rouge: LSU Leads 41-24-1

At Oxford: LSU Leads 10-8-1

At Jackson: LSU Leads 9-6-2

At Other Neutral Sites: UM Leads 3-2-0

Ed Orgeron vs. Ole Miss: 3-0

LSU GAME-BY-GAME STARTERS

		FB		TB			
		Carter 4		E. Helaire 9 Fournette 2			
				QB			
				Burrow 22			
						WR	
						Chase 15 Dillon 10 Marshall Jr. 7	
WR		TE		RT		RG	
Jefferson 21 Sullivan 10 Stevens 1		Moss 8 Pettigrew 2 Carter 1 Washington 1 Sullivan 1		Deculus 20 Magee 2 Charles 1 Traore 1		Lewis 22 Ingram 12 Charles 1	
				C		LG	
				Cushenberry 22		Magee 12 Hines 1	
						LT	
						Charles 22 Rosenthal 3 Traore 2 Deculus 1 Magee 1	
LCB		LE		NT		RE	
Fulton 8 Stingley 1		Logan 15 Farrell 3 Fehoko 2 Thomas 1		Shelvin 8 Fehoko 6 Evans 1		Lawrence 28 Fehoko 4 Logan 2	
		ROVER		MLB		MLB	
		Queen 3 Stevens 2		Queen 6 Anthony 4 Clark 2 Chaisson 2		Phillips 19 Baskerville 1 Thornton 1	
						OLB	
						Divinity 14 Chaisson 9 Thornton 3 Queen 1	
Nickel		S		S		Dime	
Vincent Jr. 13 Stevens 1		Delpit 32 Monroe 1		Stevens 10 Harris Jr. 2 Vincent Jr. 2			

(Games Played/Starts) '16 '17 '18 '19 Total Consecutive Starts

Andre Anthony, LB	--	--	13/3	5/2	18/5	-
Avery Atkins, PK	--	--	13/0	9/0	22/0	-
Micah Baskerville, LB	--	--	8/1	7/0	15/1	-
Anthony Bradford, OL	--	--	--	2/0	2/0	-
Myles Brennan, QB	--	6/0	1/0	5/0	12/0	-
Marcel Brooks, S	--	--	--	6/0	6/0	-
Colby Brunet, WR	--	--	9/0	4/0	13/0	-
Joe Burrow, QB	--	--	13/13	9/9	22/22	22
Donavaughn Campbell, OL	4/0	1/0	3/1	3/0	11/1	-
Tory Carter, FB	--	12/1	12/4	7/0	31/5	-
Ja'Marr Chase, WR	--	--	13/7	8/8	21/15	6
K'Lavon Chaisson, LB	--	12/3	1/1	7/7	20/11	5
Saahdiq Charles, OL	--	13/9	10/10	5/5	28/24	2
Damone Clark, LB	--	--	13/0	9/2	22/2	-
Jarell Cherry, LB	--	--	1/0	3/0	4/0	-
Lloyd Cole, CB	--	--	--	9/0	9/0	-
Cade Comeaux, DB	--	--	--	1/0	1/0	-
Davin Cotton, DT	--	--	2/0	--	2/0	-
Chris Curry, RB	--	--	4/0	8/0	12/0	-
Lloyd Cushenberry II, C	--	11/0	13/13	9/9	33/22	22
Tyrion Davis-Price, RB	--	--	--	9/0	9/0	-
Austin Deculus, OL	--	13/0	13/12	9/9	35/21	21
Grant Delpit, S	--	13/10	13/13	8/8	34/31	23
Derrick Dillon, WR	8/0	13/3	13/5	9/3	43/11	-
Clyde Edwards-Helaire, RB	--	13/0	13/0	9/9	35/9	9
John Emery Jr., RB	--	--	--	6/0	6/0	-
Joseph Evans, DL	--	--	--	3/1	3/1	-
Neil Farrel Jr., DE	--	5/0	10/0	9/3	24/3	-
Breiden Fehoko, DL	--	--	8/8	9/4	17/12	-
Blake Ferguson, SNP	2/0	13/0	13/0	9/0	37/0	-
Cordale Flott, CB	--	--	--	8/0	8/0	-
Lanard Fournette, RB	3/0	5/0	13/2	4/0	25/2	-
Evan Francioni, WR	--	--	--	3/0	3/0	-
Kristian Fulton, DB	3/0	--	10/10	9/9	22/19	9
Maurice Hampton Jr., S	--	--	--	8/0	8/0	-
Todd Harris Jr., S	--	13/0	11/1	3/1	27/2	-
Chasen Hines, OL	--	--	8/1	6/0	14/1	-
Brandon Hubicz, TE	--	--	--	2/0	2/0	-
Siaki Ika, DT	--	--	--	6/0	6/0	-
Ed Ingram, OG	--	13/12	--	5/0	18/12	-
Justin Jefferson, WR	--	6/0	13/12	9/9	28/21	14
Jaray Jenkins, WR	--	--	--	4/0	4/0	-
Nelson Jenkins, DT	--	--	1/0	--	1/0	-
Raydarius Jones, CB	--	--	--	4/0	4/0	-

(Games Played/Starts) '16 '17 '18 '19 Total Consecutive Starts

Kenan Jones, WR	--	--	13/0	2/0	15/0	-
Jontre Kirklind, CB	--	12/0	12/0	8/0	32/0	-
Rashard Lawrence, DE	9/0	10/10	13/13	6/5	38/28	3
Devonta Lee, WR	--	--	--	8/0	8/0	-
Cameron Lewis, S	--	2/0	3/0	9/0	14/0	-
Damien Lewis, OG	--	--	13/13	9/9	22/22	22
Glen Logan, DE	--	12/2	13/10	6/5	31/17	3
Adrian Magee, OG	3/0	12/1	10/4	9/9	33/14	9
Terrace Marshall Jr., WR	--	--	13/1	6/6	21/7	2
Kendall McCallum, LB	--	--	--	2/0	2/0	-
TK McLendon, TE	--	--	--	3/0	3/0	-
Racey McMath, WR	--	2/0	12/0	8/0	22/0	-
Wesley McKoy, WR	--	--	1/0	--	1/0	-
Aaron Moffitt, TE	--	--	--	8/0	8/0	-
Eric Monroe, DB	1/0	13/1	4/0	9/0	27/1	-
Derian Moore, S	--	--	--	1/0	1/0	-
Travez Moore, LB	--	--	3/0	2/0	5/0	-
Thaddeus Moss, TE	--	--	--	8/8	8/8	6
Manny Netherly, DB	--	1/0	11/0	--	12/0	-
Trey Palmer, WR	--	--	--	6/0	6/0	-
Jamal Pettigrew, TE	--	13/2	--	9/0	22/2	-
Jacob Phillips, LB	--	12/0	12/11	9/9	33/20	9
Tae Provens, RB	--	--	2/0	--	2/0	-
Patrick Queen, LB	--	12/0	13/4	8/5	33/9	7
Dare Rosenthal, OT	--	--	--	3/2	3/2	-
Jakori Savage, OL	--	11/0	7/0	7/0	25/0	-
Tyler Shelvin, DT	--	--	6/0	9/8	15/8	6
Quentin Skinner, LS	--	--	--	1/0	1/0	-
Jared Small, LB	--	--	4/0	3/0	7/0	-
Carlton Smith, LB	--	--	--	5/0	5/0	-
Donte Starks, LB	--	--	--	3/0	3/0	-
JaCoby Stevens, S	--	6/1	11/4	9/9	26/14	14
Derek Singley Jr., CB	--	--	--	8/8	8/8	9
Stephen Sullivan, WR	8/0	13/8	13/1	8/2	42/11	-
Justin Thomas, DE	--	2/0	5/0	5/1	12/1	-
Ray Thornton, LB	--	6/2	12/2	8/0	26/4	-
Badara Traore, OT	--	--	13/2	7/1	20/3	-
Charles Turner, OL	--	--	--	2/0	2/0	-
Kary Vincent Jr., CB	--	11/3	13/7	9/6	33/16	1
Zach Von Rosenberg, P	--	11/0	13/0	9/0	33/0	-
Jay Ward, CB	--	--	--	7/0	7/0	-
Cameron Wire, OT	--	--	--	2/0	2/0	-
Cade York, K	--	--	--	9/0	9/0	-

GAME-BY-GAME PARTICIPATION

##	PLAYER	GP/GS	GS	TEXAS	NSU	VANDY	USU	UF	MSU	AUB	UA	OM	ARK	TAMU
4	John Emery Jr.	6/-	XXX	...	XXX	XXX	XXX	XXX	XXX			
22	Clyde Edwards-Helaire	9/9	START	START	START	START	START	START	START	START	START			
46	Andre Anthony	5/2	XXX	XXX	START	START	XXX			
32	Avery Atkins	9/-	XXX	XXX	XXX	XXX	XXX	XXX	XXX	XXX	XXX			
23	Micah Baskerville	7/-	XXX	XXX	XXX	XXX	XXX	XXX	XXX			
75	Anthony Bradford	2/-	XXX	XXX			
15	Myles Brennan	5/-	XXX	...	XXX	XXX	XXX	...	XXX			
9	Marcel Brooks	6/-	...	XXX	...	XXX	...	XXX	XXX	XXX	XXX			
89	Colby Brunet	4/-	XXX	XXX	XXX	...	XXX			
9	Joe Burrow	9/9	START	START	START	START	START	START	START	START	START			
71	Donavaughn Campbell	3/-	XXX	...	XXX	XXX			
44	Tony Carter	7/-	XXX	XXX	XXX	XXX	XXX	XXX	XXX			
18	K'Lavon Chaisson	7/7	START	START	START	START	START	START	START			
77	Saahdiq Charles	5/5	...	START	...	START	...	START	...	START	START			
1	Ja'Marr Chase	8/8	START	START	...	START	START	START	START	START	START			
55	Jarell Cherry	3/-	XXX	...	XXX	XXX			
35	Damone Clark	9/2	START	XXX	START	XXX	XXX	XXX	XXX	XXX	XXX			
3	Lloyd Cole	9/-	XXX	XXX	XXX	XXX	XXX	XXX	XXX	XXX	XXX			
30	Cade Comeaux	1/-	XXX			
2	Chris Curry	8/-	XXX	XXX	...	XXX	XXX	XXX	XXX	XXX	XXX			
79	Lloyd Cushenberry	9/9	START	START	START	START	START	START	START	START	START			
3	Tyrion Davis-Price	9/-	XXX	XXX	XXX	XXX	XXX	XXX	XXX	XXX	XXX			
76	Austin Deculus	9/9	START	START	START	START	START	START	START	START	START			
7	Grant Delpit	9/9	START	START	START	START	START	START	START	START	START			
19	Derrick Dillon	9/3	XXX	XXX	START	XXX	START	START	XXX	XXX	XXX			
45	Michael Divinity	5/3	...	START	...	START	...	XXX	XXX	START	...			
94	Joseph Evans	4/1	XXX	...	XXX	START	XXX			
92	Neil Farrell	9/3	XXX	XXX	START	XXX	START	START	XXX	XXX	XXX			
4	Hunter Faust	1/-	XXX			
91	Breiden Fehoko	9/4	XXX	XXX	START	START	START	START	XXX	XXX	XXX			
48	Blake Ferguson	9/-	XXX	XXX	XXX	XXX	XXX	XXX	XXX	XXX	XXX			
25	Cordale Flott	8/-	XXX	XXX	XXX	XXX	XXX	...	XXX	XXX	XXX			
27	Lanard Fournette	4/-	XXX	XXX	XXX	XXX			
87	Evan Francioni	3/-	XXX	...	XXX	XXX			
1	Kristian Fulton	9/9	START	START	START	START	START	START	START	START	START			
14	Maurice Hampton	8/-	XXX	...	XXX	XXX	XXX	XXX	XXX	XXX	XXX			
4	Todd Harris	3/1	START	XXX	XXX			
57	Chasen Hines	6/-	XXX	...	XXX	XXX	XXX	...	XXX	XXX	...			
82	Brandon Hubicz	2/-	XXX	XXX	...			
62	Siaki Ika	7/-	XXX	...	XXX	...	XXX	XXX	XXX	XXX	XXX			
70	Ed Ingram	5/-	XXX	XXX	XXX	XXX	XXX			
2	Just. Jefferson	9/9	START	START	START	START	START	START	START	START	START			
83	Jaray Jenkins	5/-	XXX	...	XXX	XXX	XXX	...	XXX			
21	Kenan Jones	2/-	...	XXX	XXX			
29	Ray Jones	4/-	XXX	...	XXX	XXX	XXX			
13	Jontre Kirklin	8/-	XXX	XXX	XXX	XXX	XXX	...	XXX	XXX	XXX			
90	Rashard Lawrence	6/5	START	START	XXX	START	START	START			
5	Devonta Lee	8/-	XXX	XXX	XXX	...	XXX	XXX	XXX	XXX	XXX			
31	Cameron Lewis	9/-	XXX	XXX	XXX	XXX	XXX	XXX	XXX	XXX	XXX			
68	Damien Lewis	9/9	START	START	START	START	START	START	START	START	START			
97	Glen Logan	6/5	START	START	XXX	START	START	START			
73	Adrian Magee	9/9	START	START	START	START	START	START	START	START	START			
6	Terrace Marshall	6/6	START	START	START	START	START	START			
86	Michael Martin	1/-	XXX			
26	Kendall McCallum	2/-	XXX	...	XXX			
84	TK McLendon	3/-	XXX	XXX	...	XXX			
17	Racey McMath	8/-	XXX	XXX	...	XXX	XXX	XXX	XXX	XXX	XXX			
42	Aaron Moffitt	9/-	XXX	XXX	XXX	XXX	XXX	XXX	XXX	XXX	XXX			
11	Eric Monroe	9/-	XXX	XXX	XXX	XXX	XXX	XXX	XXX	XXX	XXX			
3	Derian Moore	1/-	XXX			
49	Travez Moore	2/-	XXX	XXX			
81	Thaddeus Moss	8/8	START	START	...	START	START	START	START	START	START			
33	Trey Palmer	6/-	XXX	...	XXX	XXX	XXX	XXX	XXX			
80	Jamal Pettigrew	9/-	XXX	XXX	XXX	XXX	XXX	XXX	XXX	XXX	XXX			
6	Jacob Phillips	9/9	START	START	START	START	START	START	START	START	START			
8	Patrick Queen	9/6	XXX	XXX	XXX	START	START	START	START	START	START			
38	Zach Von Rosenberg	9/-	XXX	XXX	XXX	XXX	XXX	XXX	XXX	XXX	XXX			
51	Dare Rosenthal	5/3	XXX	...	START	XXX	START	...	START			
65	Jakori Savage	7/-	XXX	XXX	XXX	...	XXX	XXX	XXX	...	XXX			
72	Tyler Shelvin	9/8	START	START	START	XXX	START	START	START	START	START			
4	Quentin Skinner	1/-	XXX			
58	Jared Small	3/-	XXX	XXX	XXX			
41	Carlton Smith	5/-	XXX	XXX	XXX	...	XXX	XXX			
12	Donte Starks	3/-	XXX	...	XXX	XXX			
3	JaCoby Stevens	9/9	START	START	START	START	START	START	START	START	START			
24	Derek Stingley	9/9	START	START	START	START	START	START	START	START	START			
10	Stephen Sullivan	9/2	XXX	XXX	START	XXX	XXX	XXX	START	XXX	XXX			
93	Justin Thomas	5/1	...	XXX	...	START	XXX	XXX	XXX			
43	Ray Thornton	8/-	XXX	XXX	XXX	XXX	...	XXX	XXX	XXX	XXX			
74	Badara Traore	7/1	START	XXX	XXX	XXX	XXX	XXX	XXX			
69	Charles Turner	3/-	XXX	...	XXX	XXX			
5	Kary Vincent	9/6	XXX	START	START	XXX	START	START	START	XXX	START			
16	Jay Ward	7/-	XXX	XXX	XXX	XXX	XXX	XXX	XXX			
61	Cameron Wire	3/-	XXX	...	XXX	...	XXX			
36	Cade York	9/-	XXX	XXX	XXX	XXX	XXX	XXX	XXX	XXX	XXX			

GAME-BY-GAME NOTABLES

Opponent	Captains	Coin Toss	Kickoff/Receive	LSU 1st Poss.	Game Time (CT)	Game Length	Jerseys	Result
vs. Ga. Southern	Burrow, McMath, Chaisson, Cushenberry III	Loss	Receive	Touchdown	6:32 pm	3:02	White	55-3 (W)
at Texas	Vincent Jr., Burrow, Delpit, Lewis	Won	Kickoff	Field Goal	6:44 pm	3:46	White	45-38 (W)
vs. NSU	Traore, Fehoko, Fournette, Sullivan	Won	Kickoff	Field Goal	6:39 pm	3:23	Purple	65-14 (W)
at Vanderbilt	Phillips, Stevens, Burrow, Ferguson	Won	Kickoff	Touchdown	11:03 am	4:02	Purple	66-38 (W)
vs. Utah St.	Fehoko, Queen, Von Rosenberg, Dillon	Loss	Receive	Touchdown	11:03 am	3:15	Purple	42-6 (W)
vs. Florida	Burrow, Moss, Queen, Ferguson	Loss	Receive	Missed Field Goal	7:10 pm	3:18	White	42-28 (W)
at Mississippi St.	Stevens, Lewis, McMatch, Cushenberry, Phillips	Won	Kickoff	Field Goal	2:39 pm	3:17	White	36-13 (W)
vs. Auburn	Lawrence, Atkins, Edwards-Helaire, Cushenberry	Won	Kickoff	Punt	2:39 pm	3:52	White	23-20 (W)
at Alabama	Lawrence, Cushenberry, Burrow, Chaisson, Edwards, McMath	Won	Kickoff	Touchdown	2:42 pm	3:42	White	46-41 (W)
at Ole Miss								
vs. Arkansas								
vs. Texas A&M								

2019 OFFENSIVE GAME-BY-GAME STARTERS

[illegible]

2019 DEFENSIVE GAME-BY-GAME STARTERS

[illegible]

LSU'S 20-YARD PLAYS

Play Breakdown

Pass.....	50
Rush.....	10
TOTAL.....	60

BY GAME

vs. Georgia Southern	3
at Texas	9
vs. Northwestern St.	8
at Vanderbilt	12
vs. Utah State	6
vs. Florida.....	7
at Mississippi State	4
vs. Auburn	6
at Alabama.....	5
at Ole Miss	0
vs. Arkansas	0
vs. Texas A&M	0
TOTAL.....	60

BY QUARTER

1st	20
2nd	18
3rd	16
4th	8
Overtime.....	0

RUSHING

Clyde Edwards-Helaire	7
Tyrion Davis-Price.....	1
John Emery Jr.	1
Joe Burrow	1

PASSING

Joe Burrow	47
Myles Brennan.....	3

RECEIVING

Ja'Marr Chase	17
Justin Jefferson	12
Terrace Marshall.....	8
Thaddeus Moss	4
Derrick Dillon.....	3
Racey McMath	2
Jontre Kirklin.....	1
Jaray Jenkins	1
Devonta Lee	1
Stephen Sullivan	1

20-Plus Yard Touchdowns

Ja'Marr Chase	7
Justin Jefferson	3
Terrace Marshall.....	2
Clyde Edwards-Helaire	1
Tyrion Davis-Price.....	1
Racey McMath	1
Derrick Dillon.....	1

20-Plus Yards Plays of 2019

Yards	Type	Player	Opp.	Qtr.
65	Pass	Jontre Kirklin from Joe Burrow	NSU	3
64	Pass	Ja'Marr Chase from Joe Burrow*	VU	1
61	Pass	Justin Jefferson from Joe Burrow*	UT	4
60	Pass	Racey McMath from Joe Burrow*	MSU	2
57	Rush	Clyde Edwards-Helaire for a first down	UF	1
54	Pass	Ja'Marr Chase from Joe Burrow*	UF	4
51	Pass	Ja'Marr Chase from Joe Burrow*	VU	2
48	Pass	Justin Jefferson from Joe Burrow	NSU	3
46	Rush	Clyde Edwards-Helaire for a First Down	VU	1
45	Pass	Ja'Marr Chase from Joe Burrow	AU	3
44	Pass	Justin Jefferson from Joe Burrow	GS	1
44	Pass	Thaddeus Moss from Joe Burrow	GS	2
41	Pass	Ja'Marr Chase from Joe Burrow	UT	3
39	Rush	Clyde Edwards-Helaire for a TD	UF	2
39	Pass	Justin Jefferson from Joe Burrow*	USU	3
38	Pass	Justin Jefferson from Joe Burrow	USU	1
38	Pass	Terrace Marshall from Joe Burrow	UT	1
37	Pass	Justin Jefferson from Joe Burrow	USU	2
37	Pass	Derrick Dillon from Joe Burrow*	MSU	3
36	Pass	Justin Jefferson from Joe Burrow	UF	2
35	Pass	Ja'Marr Chase from Joe Burrow	UA	2
35	Pass	Jaray Jenkins from Myles Brennan	NSU	4
33	Pass	Ja'Marr Chase from Joe Burrow*	UA	1
33	Rush	Tyrion Davis-Price for a TD	UF	3
32	Pass	Derrick Dillon from Joe Burrow	GS	3
30	Pass	Stephen Sullivan from Joe Burrow	VU	2
29	Pass	Ja'Marr Chase from Joe Burrow	UA	4
29	Pass	Terrace Marshall from Joe Burrow*	UA	1
29	Pass	Terrace Marshall from Joe Burrow	VU	1
28	Pass	Ja'Marr Chase from Joe Burrow	VU	2
28	Pass	Devonta Lee from Myles Brennan	NSU	4
28	Pass	Justin Jefferson from Joe Burrow	NSU	2
27	Pass	Ja'Marr Chase from Joe Burrow	AU	1
26	Rush	Clyde Edwards-Helaire for a first down	AU	4
26	Pass	Derrick Dillon from Joe Burrow	NSU	2
26	Pass	Ja'Marr Chase from Joe Burrow*	UT	3
26	Pass	Terrace Marshall from Joe Burrow	UT	3
25	Pass	Thaddeus Moss from Joe Burrow	UF	2
25	Pass	Ja'Marr Chase from Joe Burrow*	USU	2
25	Rush	Clyde Edwards-Helaire for a First Down	VU	3
25	Pass	Ja'Marr Chase from Joe Burrow*	VU	1
24	Pass	Thaddeus Moss from Joe Burrow	MSU	1
24	Run	Clyde Edwards-Helaire for a First Down	UT	2
23	Pass	Ja'Marr Chase from Joe Burrow	UA	1
23	Pass	Justin Jefferson from Joe Burrow	UF	1
23	Pass	Terrace Marshall from Joe Burrow	UT	2
22	Rush	Clyde Edwards-Helaire for a first down	AU	3
22	Pass	Thaddeus Moss from Joe Burrow	MSU	1
21	Pass	Justin Jefferson from Joe Burrow	AU	3
21	Rush	Joe Burrow for a first down	USU	1
21	Rush	John Emery Jr. for a First Down	VU	4
21	Pass	Terrace Marshall from Joe Burrow	NSU	1
21	Pass	Justin Jefferson from Joe Burrow	NSU	2
21	Pass	Justin Jefferson from Joe Burrow*	UT	2
20	Pass	Terrace Marshall from Joe Burrow*	AU	1
20	Pass	Ja'Marr Chase from Joe Burrow	USU	3
20	Pass	Racey McMath from Myles Brennan	VU	4
20	Pass	Terrace Marshall from Joe Burrow	VU	1
20	Pass	Ja'Marr Chase from Joe Burrow	VU	1
20	Pass	Ja'Marr Chase from Joe Burrow	UT	2

*Denotes play resulted in touchdown.

LSU TEAM GAME HIGHS

Rushes	51	vs Utah St. (Oct 05, 2019)
Yards Rushing	248	vs Utah St. (Oct 05, 2019)
Yards Per Rush	9.1	vs Florida (Oct 12, 2019)
TD Rushes	6	vs Northwestern St. (Sep 14, 2019)
Pass attempts	42	vs Auburn (Oct 26, 2019)
Pass completions	32	vs Auburn (Oct 26, 2019)
Yards Passing	488	vs Northwestern St. (Sep 14, 2019)
Yards Per Pass	14.8	vs Northwestern St. (Sep 14, 2019)
TD Passes	6	at Vanderbilt (Sep 21, 2019)
Total Plays	90	vs Utah St. (Oct 05, 2019)
Total Offense	610	vs Northwestern St. (Sep 14, 2019)
Yards Per Play	10.6	vs Florida (Oct 12, 2019)
Points	66	at Vanderbilt (Sep 21, 2019)
Sacks By	5	at Texas (Sep 07, 2019)
First Downs	32	vs Utah St. (Oct 05, 2019)
Penalties	12	vs Auburn (Oct 26, 2019)
Penalty Yards	118	vs Auburn (Oct 26, 2019)
Turnovers	2	at Vanderbilt (Sep 21, 2019)
		vs Utah St. (Oct 05, 2019)
		vs Auburn (Oct 26, 2019)
Interceptions By	3	vs Utah St. (Oct 05, 2019)
Punts	6	vs Auburn (Oct 26, 2019)
Punting Avg	51.7	vs Georgia Southern (Aug 31, 2019)
Long Punt	57	at Mississippi State (Oct 19, 2019)
Punts inside 20	3	vs Georgia Southern (Aug 31, 2019)
Long Punt Return	54	vs Northwestern St. (Sep 14, 2019)

LSU INDIVIDUAL GAME HIGHS

Rushes	26	Clyde Edwards-Helaire vs Auburn (Oct 26 2019)
Yards Rushing	136	Clyde Edwards-Helaire vs Auburn (Oct 26, 2019)
TD Rushes	3	Clyde Edwards-Helaire at Alabama (Nov. 9, 2019)
Long Rush	57	Clyde Edwards-Helaire vs Florida (Oct 12, 2019)
Pass attempts	42	Joe Burrow vs Auburn (Oct 26, 2019)
Pass completions	32	Joe Burrow vs Auburn (Oct 26, 2019)
Yards Passing	471	Joe Burrow at Texas (Sep 07, 2019)
TD Passes	6	Joe Burrow at Vanderbilt (Sep 21, 2019)
Long Pass	65	Joe Burrow vs Northwestern St. (Sep 14, 2019)
Receptions	10	Ja'Marr Chase at Vanderbilt (Sep 21, 2019)
		Justin Jefferson vs Florida (Oct 12, 2019)
Yards Receiving	229	Ja'Marr Chase at Vanderbilt (Sep 21, 2019)
TD Receptions	4	Ja'Marr Chase at Vanderbilt (Sep 21, 2019)
Long Reception	65	Jontre Kirklın vs Northwestern St. (Sep 14, 2019)
Field Goals	3	Cade York at Texas (Sep 07, 2019)
		Cade York at Mississippi State (Oct. 19, 2019)
Long Field Goal	48	Cade York vs Georgia Southern (Aug 31, 2019)
Punts	6	Zach Von Rosenberg vs Auburn (Oct 26, 2019)
Punting Avg	51.7	Z. Von Rosenberg vs Georgia Southern (Aug 31, 2019)
Long Punt	57	Zach Von Rosenberg at Mississippi State (Oct. 19, 2019)
Punts inside 20	3	Zach Von Rosenberg vs Georgia Southern (Aug 31, 2019)
Long Punt Return	54	Trey Palmer vs Northwestern St. (Sep 14, 2019)
Long Kickoff Return	46	Micah Baskerville at Vanderbilt (Sep 21, 2019)
Tackles	11	Grant Delpit at Mississippi State (Oct. 19, 2019)
Sacks	1.5	Damone Clark at Vanderbilt (Sep 21, 2019)
Tackles For Loss	3.5	K'Lavon Chaisson at Alabama (Nov. 9, 2019)
Interceptions	1	JaCoby Stevens at Vanderbilt (Sep 21, 2019)
		Derek Stingley at Vanderbilt (Sep 21, 2019)
		Kary Vincent vs Utah St. (Oct 05, 2019)
		Grant Delpit vs Utah St. (Oct 05, 2019)
		Derek Stingley vs Utah St. (Oct 05, 2019)
		Derek Stingley vs Florida (Oct 12, 2019)
		Kristian Fulton at Mississippi State (Oct. 19, 2019)
		Jacoby Stevens at Mississippi State (Oct. 19, 2019)
		Derek Stingley vs Auburn (Oct 26, 2019)
		Patrick Queen at Alabama (Nov. 9, 2019)

OPPONENT TEAM GAME HIGHS

Rushes	40	vs Florida (Oct 12, 2019)
Yards Rushing	146	vs Florida (Oct 12, 2019)
Yards Per Rush	4.4	at Alabama (Nov 09, 2019)
TD Rushes	2	at Vanderbilt (Sep 21, 2019)
Pass attempts	48	at Texas (Sep 07, 2019)
Pass completions	32	at Texas (Sep 07, 2019)
Yards Passing	418	at Alabama (Nov 09, 2019)
Yards Per Pass	10.4	at Alabama (Nov 09, 2019)
TD Passes	4	at Texas (Sep 07, 2019)
		vs Florida (Oct 12, 2019)
		at Alabama (Nov 09, 2019)
Total Plays	85	at Texas (Sep 07, 2019)
Total Offense	541	at Alabama (Nov 09, 2019)
Yards Per Play	8.0	at Alabama (Nov 09, 2019)
Points	41	at Alabama (Nov 09, 2019)
Sacks By	5	at Alabama (Nov 09, 2019)
First Downs	30	at Texas (Sep 07, 2019)
Penalties	15	vs Auburn (Oct 26, 2019)
Penalty Yards	109	at Mississippi State (Oct 19, 2019)
Turnovers	3	vs Utah St. (Oct 05, 2019)
		at Mississippi State (Oct 19, 2019)
Interceptions By	1	at Texas (Sep 07, 2019)
		vs Northwestern St. (Sep 14, 2019)
		at Vanderbilt (Sep 21, 2019)
		vs Utah St. (Oct 05, 2019)
		vs Auburn (Oct 26, 2019)
Punts	10	vs Auburn (Oct 26, 2019)
Punting Avg	48.7	at Alabama (Nov 09, 2019)
Long Punt	74	vs Georgia Southern (Aug 31, 2019)
Punts inside 20	3	vs Auburn (Oct 26, 2019)
Long Punt Return	77	at Alabama (Nov 09, 2019)

OPPONENT INDIVIDUAL GAME HIGHS

Rushes	20	Ke'Shawn Vaughn, at Vanderbilt (Sep 21, 2019)
Yards Rushing	146	Najee Harris, at Alabama (Nov. 9, 2019)
TD Rushes	2	Ke'Shawn Vaughn, at Vanderbilt (Sep 21, 2019)
Long Rush	70	D.J.. Williams, vs Auburn (Oct 26, 2019)
Pass attempts	47	Sam Ehlinger, at Texas (Sep 07, 2019)
Pass completions	31	Sam Ehlinger, at Texas (Sep 07, 2019)
Yards Passing	418	Tua Tagovailoa, at Alabama (Nov. 9 2019)
TD Passes	4	Sam Ehlinger, at Texas (Sep 07, 2019)
		Tua Tagovailoa, at Alabama (Nov. 9 2019)
Long Pass	85	Tua Tagovailoa, at Alabama (Nov. 9 2019)
Receptions	12	Devin Duvernay, at Texas (Sep 07, 2019)
Yards Receiving	213	DeVonta Smith, at Alabama (Nov. 9 2019)
TD Receptions	2	Devin Duvernay, at Texas (Sep 07, 2019)
		Van Jefferson , vs. Florida (Oct. 12, 2019)
		DeVonta Smith, at Alabama (Nov. 9 2019)
Long Reception	85	DeVonta Smith, at Alabama (Nov. 9 2019)
Field Goals	2	Dominik Eberle, vs Utah State (Oct. 05 2019)
		Anders Carlson, vs Auburn (Oct 26, 2019)
Long Field Goal	47	Tyler Bass, vs Georgia Southern (Aug 31, 2019)
		Cameron Dicker, at Texas (Sep 07, 2019)
		Dominik Eberle, vs Utah State (Oct. 05 2019)
Punts	10	Arryn Siposs, vs Auburn (Oct 26, 2019)
Punting Avg	48.7	Ty Perine, at Alabama (Nov. 9 2019)
Long Punt	74	Anthony Beck II, vs Georgia Southern (Aug 31, 2019)
Punts inside 20	3	Arryn Siposs, vs Auburn (Oct 26, 2019)
Long Punt Return	77	Jaylen Waddle, at Alabama (Nov. 9 2019)
Long Kickoff Return	32	Noah Igbinoghene, vs Auburn (Oct 26, 2019)
Tackles	16	Rashad Byrd, vs Georgia Southern (Aug 31, 2019)
		David Woodward, vs Utah State (Oct. 05 2019)
Sacks	2.0	B.J. Foster, at Texas (Sep 07, 2019)
		Xavier McKinney, at Alabama (Nov. 9 2019)
		Anfernee Jennings, at Alabama (Nov. 9 2019)
Tackles For Loss	3.5	Rashad Byrd, vs Georgia Southern (Aug 31, 2019)
Interceptions	1	Joseph Ossai, at Texas (Sep 07, 2019)
		Dylan Wilson, vs Northwestern St. (Sep 14, 2019)
		Randall Haynie, at Vanderbilt (Sep 21, 2019)
		Cameron Haney, vs. Utah State (Oct. 05, 2019)
		Roger McCreary, vs. Auburn (Oct 26, 2019)

DRIVE SUPERLATIVES

Longest Drive		LSU	Opponents
No. of Plays	13 vs. Utah State (10/5/19) results in a TD		19 by Texas (9/7/19) results in Touchdown
By No. of Yards	99 vs. Utah State (10/5/19) results in a TD		90 vs. Alabama (11/9/19) results in Touchdown
By Time of Possession	6:42 vs. Utah State (10/5/19) results in a TD		7:17 vs. Texas (9/7/19) results in Touchdown
Shortest Drive		LSU	Opponents
By No. of Plays	0 vs. Northwestern St., Vanderbilt, and Auburn		0 vs. Vanderbilt (9/21/19) results in a TD
By No. of Yards	-10 vs. Vanderbilt (9/21/19) results in Halftime		-21 by Florida (10/12/19) results in a Punt
By Time of Possession	0:00 vs. Northwestern St., Vanderbilt, and Auburn		0:00 vs. Vanderbilt and Alabama

SCORING DRIVE BREAKDOWN

Yardage	LSU		Opponent	
	TD	FG	TD	FG
No. Drive	2	-	2	-
Neg. Yards	-	-	-	1
0-9	1	-	0	-
10-19	1	2	-	-
20-29	2	-	1	-
30-39	3	1	-	1
40-49	2	3	1	3
50-59	7	5	-	1
60-69	10	1	1	-
70-79	19	2	15	1
80-89	5	1	2	-
90-99	3	-	3	-
TOTALS	55	15	26	7

GAME-OPENING DRIVES

	LSU			Opponent		
	PTS	1STS	YDS	PTS	1STS	YDS
Georgia Southern	7	3	75	0	0	4
at Texas	3	3	71	0	1	27
Northwestern State	3	4	57	0	3	40
at Vanderbilt	7	2	75	7	3	75
Utah State	7	5	75	0	3	24
Florida	0	2	49	3	0	-1
at Mississippi State	3	3	42	0	1	20
Auburn	0	0	7	0	1	13
at Alabama	7	4	92	0	3	63
at Ole Miss	-	-	-	-	-	-
Arkansas	-	-	-	-	-	-
Texas A&M	-	-	-	-	-	-
TOTALS	37	26	543	10	15	265

LSU DRIVE CHARTS

GEORGIA SOUTHERN					
QTR	TIME	START	PL-YDS	TOP	RESULT
1	15:00	LSU 25	6 - 75	2:24	TD
1	10:23	GS 34	6 - 34	2:13	TD
1	6:59	LSU 48	10 - 52	3:50	TD
1	0:10	GS 26	5 - 26	2:00	TD
2	11:17	GS 25	4 - 25	1:19	TD
2	5:13	LSU 25	3 - 5	1:08	Punt
2	2:14	LSU 20	5 - 80	1:16	TD
3	13:24	LSU 35	7 - 44	2:36	FG
3	9:34	LSU 41	9 - 59	3:47	TD
3	3:33	LSU 23	6 - 17	2:25	Punt
4	14:47	GS 46	7 - 16	3:49	FG
4	7:02	LSU 13	5 - 30	4:08	Punt
4	0:33	LSU 19	1 - 1	0:33	Final

THREE AND OUTS

	LSU		Opponents	
	THREE AND OUTS/DRIVES		THREE AND OUTS/DRIVES	
Georgia Southern	1/13 (7.7%)		8/13 (61.5%)	
at Texas	1/12 (8.3%)		1/12 (8.3%)	
Northwestern State	0/13 (0.0%)		6/13 (46.1%)	
at Vanderbilt	3/18 (16.7%)		7/18 (38.9%)	
Utah State	1/13(7.7%)		3/13 (23.1%)	
Florida	1/11 (9.1%)		3/10 (30.0%)	
at Mississippi State	4/13 (30.8%)		4/13 (30.8%)	
Auburn	3/16 (18.8%)		6/15 (40.0%)	
at Alabama	2/14 (14.2%)		3/14 (21.4%)	
at Ole Miss	X/X (0.0%)		X/X (0.0%)	
Arkansas	X/X (0.0%)		X/X (0.0%)	
Texas A&M	X/X (0.0%)		X/X (0.0%)	
TOTALS	14/123 (11.4%)		41/121 (33.9%)	

SECOND-HALF OPENING DRIVES

	LSU			Opponent		
	PTS	1STS	YDS	PTS	1STS	YDS
Georgia Southern	3	2	44	0	0	1
at Texas	0	0	9	7	7	86
Northwestern State	7	2	74	0	0	5
at Vanderbilt	7	0	1	7	2	75
Utah State	7	4	53	0	0	-6
Florida	7	5	75	7	4	76
at Mississippi State	0	0	0	0	0	-6
Auburn	0	1	21	3	1	73
at Alabama	0	2	35	0	0	7
at Ole Miss	-	-	-	-	-	-
Arkansas	-	-	-	-	-	-
Texas A&M	-	-	-	-	-	-
TOTALS	31	16	312	24	14	311

OPPONENT DRIVE CHARTS

GEORGIA SOUTHERN					
QTR	TIME	START	PL-YDS	TOP	RESULT
1	12:36	GS 25	3 - 4	2:13	Punt
1	8:10	GS 25	3 - 3	1:11	Punt
1	3:09	GS 25	5 - 11	2:59	Fumble
2	13:10	GS 25	3 - 0	1:53	Fumble
2	9:58	GS 25	10 - 45	4:45	FG
2	4:05	GS 32	3 - 2	1:51	Punt
2	0:58	GS 25	3 - 15	0:58	Halftime
3	15:00	GS 25	3 - 1	1:36	Punt
3	10:48	GS 25	3 - 3	1:14	Punt
3	5:47	GS 25	3 - 8	2:14	Punt
3	1:08	GS 10	3 - 3	1:21	Punt
4	10:52	GS 13	6-32	3:50	Punt
4	2:54	GS 05	3 - 2	2:21	Punt

LSU DRIVE CHARTS

TEXAS

QTR	TIME	START	PL-YDS	TOP	RESULT
1	13:02	LSU 11	11-71	4:58	FG
1	5:54	LSU 03	3-1	0:58	INT
1	2:20	LSU 03	8-33	4:30	Punt
2	10:29	LSU 25	8-75	2:59	TD
2	4:35	LSU 20	10-65	2:54	FG
2	1:13	LSU 42	3-58	0:26	TD
3	15:00	LSU 25	3-9	0:52	Punt
3	6:51	LSU 25	6-53	1:41	FG
3	2:36	LSU 25	6-75	2:44	TD
4	12:09	LSU 25	6-75	2:11	TD
4	3:59	LSU 25	6-75	1:32	TD
4	0:22	UT 49	1-(-2)	0:22	Final

LSU DRIVE CHARTS

NORTHWESTERN STATE

QTR	TIME	START	PL-YDS	TOP	RESULT
1	9:49	LSU 35	10-57	4:19	FG
1	0:09	LSU 31	8-69	2:31	TD
2	11:34	LSU 23	7-77	2:44	TD
2	5:29	LSU 30	6-70	2:02	TD
2	1:06	LSU 15	1-0	0:08	INT
2	0:35	LSU 20	4-4	0:35	Half
3	14:51	LSU 26	4-74	1:32	TD
3	12:04	NSU 33	7-33	2:28	TD
3	7:58	LSU 22	4-78	1:32	TD
3	4:50	LSU 45	7-55	2:34	TD
4	12:04	LSU 20	4-30	2:09	Punt
4	7:22	NSU 00	0-0	0:00	TD
4	5:35	LSU 38	7-62	3:23	TD

LSU DRIVE CHARTS

VANDERBILT

QTR	TIME	START	PL-YDS	TOP	RESULT
1	11:04	LSU 25	5-75	1:13	TD
1	8:49	LSU 36	1-64	0:11	TD
1	6:54	LSU 33	5-67	1:56	TD
1	2:06	LSU 30	4-70	1:15	TD
2	12:14	LSU 25	6-36	3:02	Punt
2	7:36	LSU 43	6-50	1:41	FG
2	4:07	LSU 10	9-90	2:11	TD
2	1:26	LSU 05	3-(-5)	0:37	Fumble
2	0:49	LSU 25	1-(-10)	0:49	Halftime
3	14:52	Vandy 01	1-1	0:04	TD
3	13:25	LSU 25	11-75	3:56	TD
3	7:22	Vandy 00	0-0	0:00	TD
3	5:40	LSU 10	3-3	0:55	Punt
3	1:01	LSU 35	3-7	1:51	Punt
4	11:43	Vandy 36	5-36	2:06	TD
4	8:36	LSU 18	6-25	2:29	Punt
4	3:37	LSU 14	3-21	1:46	INT
4	1:51	LSU 25	3-7	1:12	Punt

OPPONENT DRIVE CHARTS

TEXAS

QTR	TIME	START	PL-YDS	TOP	RESULT
1	15:00	UT 25	4-27	1:58	Punt
1	8:04	UT 25	8-73	3:00	TOD
1	4:06	LSU 04	4-1	1:46	TOD
2	12:50	UT 22	8-78	2:21	TD
2	7:30	UT 25	6-35	2:55	Punt
2	1:41	UT 25	3-(-11)	0:28	Punt
2	0:47	UT 25	2-5	0:47	Half
3	14:08	UT 14	19-86	7:17	TD
3	5:10	UT 25	7-75	2:34	TD
4	14:52	UT 25	7-75	2:43	TD
4	9:58	UT 25	10-46	5:59	FG
4	2:27	UT 25	8-75	2:05	TD

OPPONENT DRIVE CHARTS

NORTHWESTERN STATE

QTR	TIME	START	PL-YDS	TOP	RESULT
1	15:00	NSU 25	11-40	5:11	TOD
1	5:30	NSU 25	8-75	5:14	TD
2	12:38	NSU 25	3-3	1:04	Punt
2	8:50	NSU 25	6-75	3:12	TD
2	3:27	NSU 25	4-23	2:21	Punt
2	0:58	LSU 17	4-0	0:23	FGA
3	13:10	NSU 16	3-5	1:06	Punt
3	9:33	NSU 25	3-4	1:35	Punt
3	6:26	NSU 25	3-6	1:36	Punt
3	2:16	NSU 25	11-55	5:12	TOD
4	9:55	NSU 14	3-2	2:33	Punt
4	7:22	NSU 25	3-0	1:47	Punt
4	2:12	NSU 25	3-1	2:12	Final

OPPONENT DRIVE CHARTS

VANDERBILT

QTR	TIME	START	PL-YDS	TOP	RESULT
1	15:00	Vandy 25	8-75	3:56	TD
1	9:51	Vandy 25	3-3	1:02	Punt
1	8:38	Vandy 25	3-3	1:44	Punt
1	4:58	Vandy 25	5-45	2:52	TOD
1	0:51	Vandy 25	11-52	3:37	FG
2	9:12	Vandy 08	3-3	1:36	Punt
2	5:55	Vandy 25	5-9	1:48	Punt
2	1:56	Vandy 25	3-7	0:30	Punt
2	0:49	LSU 00	0-0	0:00	TD
3	14:48	Vandy 25	3-75	1:23	TD
3	9:29	Vandy 25	3-(-2)	2:07	Punt
3	7:22	Vandy 25	5-27	1:42	INT
3	4:45	Vandy 39	7-61	3:39	TD
4	14:10	Vandy 07	3-(-6)	2:27	Punt
4	9:37	Vandy 25	3-0	1:01	Punt
4	6:07	Vandy 32	7-26	2:30	INT
4	1:51	LSU 00	0-0	0:00	TD
4	0:39	Vandy 23	2-11	0:39	Final

LSU DRIVE CHARTS

UTAH STATE

QTR	TIME	START	PL-YDS	TOP	RESULT
1	15:00	LSU 25	12-75	4:19	TD
1	8:12	LSU 04	3-4	0:49	INT
1	6:15	LSU 41	7-24	3:38	TOD
1	1:45	LSU 26	6-74	2:42	TD
2	11:37	LSU 01	13-99	6:42	TD
2	2:52	LSU 17	6-47	2:17	Punt
3	14:10	LSU 47	11-53	4:15	TD
3	8:16	LSU 20	8-61	3:13	Fumble
3	4:23	LSU 37	4-63	1:29	TD
3	2:03	USU 44	7-44	3:40	TD
4	12:28	LSU 33	8-33	3:30	FGA
4	7:39	LSU 25	3-9	2:11	Punt
4	2:08	LSU 40	3-10	2:08	Final

LSU DRIVE CHARTS

FLORIDA

QTR	TIME	START	PL-YDS	TOP	RESULT
1	15:00	LSU 25	8-49	3:27	FGA
1	10:27	LSU 34	2-66	0:32	TD
1	3:34	LSU 25	3-9	1:42	Punt
2	14:53	LSU 18	5-82	2:09	TD
2	5:24	LSU 25	4-75	1:29	TD
2	0:04	LSU 25	1-(-1)	0:04	Half
3	10:54	LSU 25	8-75	3:42	TD
3	4:56	LSU 48	4-52	1:41	TD
3	1:31	LSU 23	8-37	3:59	Punt
4	7:26	LSU 20	4-80	1:43	TD
4	0:49	LSU 04	2-2	0:49	Final

LSU DRIVE CHARTS

MISSISSIPPI STATE

QTR	TIME	START	PL-YDS	TOP	RESULT
1	12:09	MSU 45	12-42	4:17	FG
1	1:02	LSU 11	10-84	3:35	FG
2	11:37	MSU 44	6-37	3:04	FG
2	5:17	LSU 40	1-60	0:10	TD
2	1:53	LSU 45	5-55	1:03	TD
3	15:00	LSU 25	3-0	1:32	Punt
3	12:03	LSU 34	4-66	1:27	TD
3	8:28	LSU 20	7-80	2:52	TD
3	3:02	LSU 40	3-8	1:22	Punt
4	13:19	LSU 23	3-(-6)	1:48	Punt
4	8:56	LSU 50	3-6	1:05	Punt
4	5:59	LSU 49	4-(-1)	2:18	Punt
4	0:53	LSU 15	2-(-4)	0:53	Final

LSU DRIVE CHARTS

AUBURN

QTR	TIME	START	PL-YDS	TOP	RESULT
1	14:03	LSU 12	3-7	1:17	Punt
1	8:39	LSU 25	11-41	5:39	Punt
1	1:02	LSU 11	10-89	3:34	TD
2	11:25	LSU 28	9-43	3:30	TOD
2	0:00	LSU 22	0-0	0:00	Fumble
2	3:06	LSU 25	10-73	2:33	FG
2	0:04	LSU 02	2-(-1)	0:04	Half
3	15:00	LSU 25	5-21	1:10	Punt
3	11:42	LSU 25	8-74	3:06	TOD
3	7:11	AU 38	3-12	0:38	INT
3	5:53	AU 45	4-45	0:55	TD
3	2:52	LSU 33	11-67	4:23	TD
4	10:48	LSU 06	4-30	2:00	Punt
4	8:08	LSU 22	3-6	0:41	Punt
4	4:26	LSU 04	3-4	1:00	Punt
4	2:31	LSU 48	3-(-5)	2:31	Final

OPPONENT DRIVE CHARTS

UTAH STATE

QTR	TIME	START	PL-YDS	TOP	RESULT
1	10:41	USU 25	8-24	2:29	Punt
1	7:23	LSU 07	4-(-6)	0:58	FG
1	2:37	USU 35	5-35	0:52	FG
2	13:57	USU 21	8-50	2:20	INT
2	4:55	USU 25	5-19	2:03	Punt
2	0:35	USU 20	1-(-1)	0:35	Half
3	15:00	USU 25	3-(-6)	0:50	Punt
3	9:55	USU 25	4-20	1:39	Punt
3	5:03	USU 19	3-8	0:40	Punt
3	2:54	USU 25	3-12	0:51	INT
4	13:23	USU 25	3-(-3)	0:55	INT
4	8:58	USU 35	3-2	1:19	Punt
4	5:28	USU 11	5-15	3:20	Punt

OPPONENT DRIVE CHARTS

FLORIDA

QTR	TIME	START	PL-YDS	TOP	RESULT
1	11:33	UF 26	3-(-1)	1:06	Punt
1	9:55	UF 25	12-75	6:21	TD
1	1:52	UF 17	4-32	1:59	Punt
2	12:44	UF 25	13-75	6:56	TD
2	3:55	UF 25	11-75	3:51	TD
3	15:00	UF 25	8-75	4:06	TD
3	7:12	UF 25	3-(-21)	2:16	Punt
3	3:15	UF 25	3-3	1:44	Punt
4	12:32	UF 08	12-76	5:06	INT
4	5:43	UF 25	15-71	4:54	TOD

OPPONENT DRIVE CHARTS

MISSISSIPPI STATE

QTR	TIME	START	PL-YDS	TOP	RESULT
1	15:00	MSU 25	6-20	2:51	TOD
1	7:52	MSU 25	11-30	6:50	Punt
2	12:27	MSU 25	2-20	0:50	Fumble
2	8:33	MSU 25	7-75	3:09	TD
2	5:07	MSU 25	6-14	3:14	INT
2	0:41	MSU 30	2-5	0:41	Half
3	13:28	MSU 36	3-(-6)	1:25	Punt
3	10:36	MSU 25	3-5	2:08	Punt
3	5:36	MSU 25	5-24	2:34	INT
3	1:40	MSU 20	7-57	3:21	TOD
4	11:31	MSU 22	3-2	2:35	Punt
4	7:51	MSU 08	3-(-3)	1:52	Punt
4	3:41	MSU 10	7-90	2:42	TD

OPPONENT DRIVE CHARTS

AUBURN

QTR	TIME	START	PL-YDS	TOP	RESULT
1	15:00	AU 25	4-13	0:57	Punt
1	12:46	AU 46	14-42	4:07	FG
1	3:00	AU 20	4-20	1:58	Punt
2	12:28	AU 25	3-(-4)	1:03	Punt
2	7:55	AU 29	3-5	1:31	Punt
2	6:24	LSU 22	7-22	3:18	TD
2	0:26	AU 27	3-41	0:22	INT
3	13:50	AU 21	5-73	2:08	FG
3	8:36	AU 01	3-1	1:25	Punt
3	6:33	AU 02	3-4	0:40	Punt
3	4:58	AU 25	3-(-3)	2:06	Punt
4	13:20	AU 37	3-2	2:32	Punt
4	8:48	AU 36	4-(-1)	0:40	Punt
4	7:27	AU 17	8-25	3:01	Punt
4	3:26	LSU 49	4-49	0:54	TD

LSU DRIVE CHARTS

ALABAMA

QTR	TIME	START	PL-YDS	TOP	RESULT
1	12:01	LSU 08	6-92	2:46	TD
1	8:05	UA 40	5-18	3:11	FG
1	3:31	LSU 28	3-3	2:17	Punt
1	1:14	LSU 25	8-75	3:11	TD
2	9:48	LSU 49	3-4	1:45	Punt
2	6:43	LSU 25	7-48	2:23	FG
2	2:39	LSU 39	8-61	2:13	TD
2	0:11	UA 13	1-13	0:05	TD
3	15:00	LSU 25	7-35	2:33	Fumble
3	11:08	LSU 20	5-29	2:47	Punt
3	4:51	LSU 25	5-24	1:41	Punt
4	14:33	LSU 25	12-75	4:26	TD
4	5:32	LSU 25	7-75	3:55	TD
4	1:21	UA 49	4-7	1:21	Final

OPPONENT DRIVE CHARTS

ALABAMA

QTR	TIME	START	PL-YDS	TOP	RESULT
1	15:00	UA 29	7-63	2:59	Fumble
1	9:15	UA 25	5-15	1:10	TOD
1	4:54	UA 25	3-4	1:23	Punt
1	1:14	LSU 00	0-0	0:00	TD
2	13:03	UA 25	7-26	3:15	TOD
2	8:03	UA 10	4-90	1:20	TD
2	4:20	UA 28	3-0	1:41	Punt
2	0:26	UA 29	1-0	0:15	INT
2	0:06	UA 30	1-(-2)	0:06	Half
3	12:27	UA 42	3-7	1:19	Punt
3	8:21	UA 05	10-95	3:30	TD
3	3:10	UA 22	9-78	3:37	TD
4	10:07	UA 25	14-75	4:35	TD
4	1:37	UA 15	1-85	0:16	TD

TURNOVERS

Opponent	Forced by LSU					Forced By Opponent				
	Fum	Int	Tot	Pts Off	Margin	Fum	Int	Tot	Pts Off	
vs. Georgia Southern	2	0	2	14	2	0	0	0	0	
at Texas	0	0	0	0	-1	0	1	1	0	
vs. Northwestern State	0	0	0	0	-1	0	1	1	0	
at Vanderbilt	0	2	2	0	0	1	1	2	14	
vs. Utah State	0	3	3	14	1	1	1	2	3	
vs. Florida	0	1	1	7	1	0	0	0	0	
at Mississippi State	1	2	3	10	3	0	0	0	0	
vs. Auburn	0	1	1	0	-1	1	1	2	7	
at Alabama	1	1	2	14	1	1	0	1	0	
at Ole Miss	-	-	-	-	-	-	-	-	-	
vs. Arkansas	-	-	-	-	-	-	-	-	-	
vs. Texas A&M	-	-	-	-	-	-	-	-	-	
TOTALS	4	10	14	59	5	4	5	9	24	

LSU BIG PLAYS

Opponent	Rushing				Passing				Special Teams	
	10-19	20-29	30-39	40+	20-29	30-39	40-49	50+	Block	Ret. TD
vs. Georgia Southern	2	1	0	0	0	1	2	0	0	0
at Texas	1	1	0	0	5	1	1	1	0	0
vs. Northwestern State	2	0	0	0	5	1	1	1	0	1
at Vanderbilt	0	2	0	1	5	1	0	2	1	1
vs. Utah State	6	1	0	0	2	3	0	0	0	0
vs. Florida	3	0	2	1	2	1	0	1	0	0
at Mississippi State	5	0	0	0	2	1	0	1	0	0
vs. Auburn	5	2	0	0	3	0	1	0	0	0
at Alabama	8	0	0	0	3	2	0	0	0	0
at Ole Miss	-	-	-	-	-	-	-	-	-	-
vs. Arkansas	-	-	-	-	-	-	-	-	-	-
vs. Texas A&M	-	-	-	-	-	-	-	-	-	-
TOTALS	32	7	2	2	27	11	5	6	1	1

OPPONENT BIG PLAYS

Opponent	Rushing				Passing				Special Teams	
	10-19	20-29	30-39	40+	20-29	30-39	40-49	50+	Block	Ret. TD
vs. Georgia Southern	1	0	0	0	0	0	0	0	0	0
at Texas	4	0	0	0	2	1	1	1	0	0
vs. Northwestern State	0	0	0	0	3	0	0	0	0	0
at Vanderbilt	1	2	1	2	0	1	0	0	0	0
vs. Utah State	0	0	0	0	0	1	0	0	0	0
vs. Florida	6	0	0	0	6	0	0	0	0	0
at Mississippi State	2	0	0	0	3	1	0	0	0	0
vs. Auburn	1	0	0	2	0	1	0	0	0	0
at Alabama	1	0	2	0	7	1	0	2	1	1
at Ole Miss	-	-	-	-	-	-	-	-	-	-
vs. Arkansas	-	-	-	-	-	-	-	-	-	-
vs. Texas A&M	-	-	-	-	-	-	-	-	-	-
TOTALS	16	2	3	4	21	6	1	3	1	1

SPECIAL TEAMS TACKLES

Player	GS	TEXAS	NSU	VANDY	USU	UF	MSU	AUB	UA	OM	ARK	TAMU	TOTALS
Cameron Lewis	0	0	1	0	0	0	1	1	1	-	-	-	4
Eric Monroe	1	0	0	0	0	0	0	0	2	-	-	-	3
Aaron Moffitt	0	0	0	0	1	0	1	0	0	-	-	-	2
Tory Carter	0	0	0	0	0	0	1	0	1	-	-	-	2
Lloyd Cole	0	0	0	0	0	0	0	1	1	-	-	-	2
Racey McMath	0	1	0	0	0	0	0	0	0	-	-	-	1
Carlton Smith	0	0	1	0	0	0	0	0	0	-	-	-	1
Lanard Fournette	0	0	0	1	0	0	0	0	0	-	-	-	1
Micah Baskerville	0	0	0	0	0	0	0	1	0	-	-	-	1
Derrick Dillon	0	0	0	0	0	0	0	1	0	-	-	-	1
Cordale Flott	0	0	0	0	0	0	0	0	1	-	-	-	1

OFFENSIVE LINE SNAPS PLAYED

Player	GS	TEXAS	NSU	VANDY	USU	UF	MSU	AUB	UA	OM	ARK	TAMU	TOTALS
Lloyd Cushenberry	58	71	59	63	87	50	61	91	81	-	-	-	621
Damien Lewis	56	71	58	63	79	50	61	89	81	-	-	-	608
Austin Deculus	56	71	58	63	81	50	59	89	78	-	-	-	605
Adrian Magee	51	71	29	43	52	35	40	66	56	-	-	-	443
Saahdiq Charles	0	72	0	64	0	50	0	89	81	-	-	-	356
Dare Rosenthal	30	0	38	12	92	0	57	0	0	-	-	-	229
Ed Ingram	0	0	0	0	45	15	23	32	27	-	-	-	142
Chasen Hines	22	0	22	36	13	0	0	0	0	-	-	-	93
Badara Traore	43	0	25	12	0	0	5	0	0	-	-	-	84
Donavaughn Campbell	16	0	38	0	0	0	0	0	0	-	-	-	54
Charles Turner	16	0	11	9	0	0	0	0	0	-	-	-	36
Cameron Wire	16	0	11	0	0	0	0	0	0	-	-	-	27
Anthony Bradford	0	0	0	12	0	0	0	0	0	-	-	-	12
Jakori Savage	0	0	6	0	6	0	0	0	0	-	-	-	12

OFFENSIVE LINE KNOCKDOWNS

Player	GS	TEXAS	NSU	VANDY	USU	UF	MSU	AUB	UA	OM	ARK	TAMU	TOTALS
Damien Lewis	5	5	4	1	2	1	0	3	1	-	-	-	22
Adrian Magee	2	1	0	7	0	0	2	2	1	-	-	-	15
Austin Deculus	2	3	0	0	0	2	0	3	0	-	-	-	10
Lloyd Cushenberry	1	1	0	1	1	1	2	3	0	-	-	-	10
Saahdiq Charles	0	1	0	1	0	2	0	3	0	-	-	-	7
Dare Rosenthal	0	0	2	0	0	0	4	0	0	-	-	-	6
Ed Ingram	0	0	0	0	1	0	1	2	0	-	-	-	3
Donavaughn Campbell	0	0	1	0	0	0	0	0	0	-	-	-	1

TEAM STATISTICS

	LSU	Opp.				
SCORING	420	201				
Points Per Game	46.7	22.3				
Points Off Turnovers	59	24				
FIRST DOWNS	241	167				
Rushing	91	42				
Passing	136	102				
Penalty	14	23				
RUSHING YARDAGE	1432	906				
Yards gained rushing	1626	1151				
Yards lost rushing	194	245				
Rushing Attempts	319	293				
Average Per Rush	4.5	3.1				
Average Per Game	159.1	100.7				
TDs Rushing	20	6				
PASSING YARDAGE	3414	2158				
Comp-Att-Int	253-328-5	171-318-10				
Average Per Pass	10.4	6.8				
Average Per Catch	13.5	12.6				
Average Per Game	379.3	239.8				
TDs Passing	33	17				
TOTAL OFFENSE	4846	3064				
Total Plays	647	611				
Average Per Play	7.5	5.0				
Average Per Game	538.4	340.4				
KICK RETURNS: #-Yards	11-246	11-228				
PUNT RETURNS: #-Yards	19-234	6-96				
INT RETURNS: #-Yards	10-30	5-82				
KICK RETURN AVERAGE	22.4	20.7				
PUNT RETURN AVERAGE	12.3	16.0				
INT RETURN AVERAGE	3.0	16.4				
FUMBLES-LOST	8-4	7-4				
PENALTIES-Yards	55-554	60-455				
Average Per Game	61.6	50.6				
PUNTS-Yards	30-1291	56-2413				
Average Per Punt	43.0	43.1				
Net punt average	37.8	37.5				
KICKOFFS-Yards	77-4938	39-2059				
Average Per Kick	64.1	52.8				
Net kick average	40.1	37.5				
TIME OF POSSESSION/Game	29:43	30:17				
3RD-DOWN Conversions	58/114	45/135				
3rd-Down Pct	51%	33%				
4TH-DOWN Conversions	2/5	7/17				
4th-Down Pct	40%	41%				
SACKS BY-Yards	21-143	20-134				
MISC YARDS	0	0				
TOUCHDOWNS SCORED	55	26				
FIELD GOALS-ATTEMPTS	13-15	7-8				
ON-SIDE KICKS	0-0	0-3				
RED-ZONE SCORES	(48-49) 98%	(20-27) 74%				
RED-ZONE TOUCHDOWNS	(38-49) 78%	(16-27) 59%				
PAT-ATTEMPTS	(49-53) 92%	(24-25) 96%				
ATTENDANCE	502501	291914				
Games/Avg Per Game	5/100500	4/72978				
Neutral Site Games	0/0					
Score by quarters	1st	2nd	3rd	4th	OT	Total
LSU	82	149	109	80		420
Opponents	37	61	45	58		201

GAME RESULTS

Sep 01, 2019	vs Georgia Southern	W	55-3	1-0-0	0-0-0	3:02	97420
Sep 07, 2019	@ Texas	W	45-38	2-0-0	0-0-0	3:46	98763
Sep 14, 2019	vs Northwestern St.	W	65-14	3-0-0	0-0-0	3:23	100334
Sep 21, 2019	@ Vanderbilt	W	66-38	4-0-0	1-0-0	4:02	32048
Oct 5, 2019	vs Utah State	W	42-6	5-0-0	1-0-0	3:15	100266
Oct. 12, 2019	vs Florida	W	42-28	6-0-0	2-0-0	3:18	102321
Oct. 19, 2019	@ Mississippi St.	W	36-13	7-0-0	3-0-0	3:17	59282
Oct. 26, 2019	vs Auburn	W	23-20	8-0-0	4-0-0	3:52	102160
Nov. 9, 2019	@ Alabama	W	46-41	9-0-0	5-0-0	3:42	101821

SCORING

	TD	FGs	PATs Kick	Rush	Rcv	Pass	DXP	Saf	Points
Cade York	0	13-15	49-53	0-0	0	0-0	0	0	88
Clyde Edwards-Helaire	12	0-0	0-0	0-0	0	0-0	0	0	72
Ja'Marr Chase	10	0-0	0-0	0-0	1	0-0	0	0	62
Justin Jefferson	9	0-0	0-0	0-0	0	0-0	0	0	54
Terrace Marshall Jr.	8	0-0	0-0	0-0	0	0-0	0	0	48
Tyrion Davis-Price	3	0-0	0-0	0-0	0	0-0	0	0	18
Joe Burrow	3	0-0	0-0	0-0	0	1-2	0	0	18
John Emery Jr.	2	0-0	0-0	0-0	0	0-0	0	0	12
Derrick Dillon	2	0-0	0-0	0-0	0	0-0	0	0	12
Racey McMath	2	0-0	0-0	0-0	0	0-0	0	0	12
Lanard Fournette	1	0-0	0-0	0-0	0	0-0	0	0	6
Thaddeus Moss	1	0-0	0-0	0-0	0	0-0	0	0	6
Micah Baskerville	1	0-0	0-0	0-0	0	0-0	0	0	6
Trey Palmer	1	0-0	0-0	0-0	0	0-0	0	0	6
Total	55	13-15	49-53	0-0	1	1-2	0	0	420
Opponents	26	7-8	24-25	0-0	0	0-1	0	0	201

TOTAL OFFENSE

	GP	Plays	Rush	Pass	Total	Avg/G
Joe Burrow	9	365	189	3198	3387	376.3
Clyde Edwards-Helaire	9	135	786	0	786	87.3
Myles Brennan	5	37	37	216	253	50.6
Tyrion Davis-Price	9	44	227	0	227	25.2
John Emery Jr.	6	29	115	0	115	19.2
Chris Curry	8	12	57	0	57	7.1
Lanard Fournette	4	13	36	0	36	9.0
Adrian Magee	9	0	1	0	1	0.1
Team	8	12	-16	0	-16	-2.0
Total	9	647	1432	3414	4846	538.4
Opponents	9	611	906	2158	3064	340.4

RUSHING

	GP	Att	Gain	Loss	Net	Avg	TD	Long	Avg/G
Clyde Edwards-Helaire	9-9	135	808	22	786	5.8	11	57	87.3
Tyrion Davis-Price	9-0	44	231	4	227	5.2	3	33	25.2
Joe Burrow	9-9	66	318	129	189	2.9	3	21	21.0
John Emery Jr.	6-0	29	122	7	115	4.0	2	21	19.2
Chris Curry	8-0	12	61	4	57	4.8	0	20	7.1
Myles Brennan	5-0	8	39	2	37	4.6	0	9	7.4
Lanard Fournette	4-0	13	46	10	36	2.8	1	10	9.0
Adrian Magee	9-9	0	1	0	1	0.0	0	0	0.1
Team	8-0	12	0	16	-16	-1.3	0	0	-2.0
Total	9	319	1626	194	1432	4.5	20	57	159.1
Opponents	9	293	1151	245	906	3.1	6	70	100.7

PASSING

PASSING	GP	Effic	Cmp-Att-Int	Pct	Yards	TD	Long	Avg/G
Joe Burrow	9-9	202.5	236-299-4	78.9	3198	33	65	355.3
Myles Brennan	5-0	114.3	17-29-1	58.6	216	0	35	43.2
Total	9	194.7	253-328-5	77.1	3414	33	65	379.3
Opponents	9	122.1	171-318-10	53.8	2158	17	85	239.8

RECEIVING

	GP	No.	Yards	Avg	TD	Long	Avg/G
Justin Jefferson	9-9	62	898	14.5	9	61	99.8
Ja'Marr Chase	8-8	49	889	18.1	10	64	111.1
Clyde Edwards-Helaire	9-9	28	202	7.2	1	15	22.4
Thaddeus Moss	8-8	27	292	10.8	1	44	36.5
Terrace Marshall Jr.	6-6	24	378	15.8	8	38	63.0
Stephen Sullivan	9-2	11	121	11.0	0	30	13.4
Racey McMath	8-0	10	138	13.8	2	60	17.2
Derrick Dillon	9-3	9	152	16.9	2	37	16.9
Tyrion Davis-Price	9-0	8	67	8.4	0	18	7.4
Jaray Jenkins	5-0	5	67	13.4	0	35	13.4
John Emery Jr.	6-0	5	51	10.2	0	17	8.5
Lanard Fournette	4-0	5	19	3.8	0	10	4.8
Jontre Kirklin	8-0	2	75	37.5	0	65	9.4
Devonta Lee	8-0	2	27	13.5	0	28	3.4
Chris Curry	8-0	2	14	7.0	0	9	1.8
TK McLendon	3-0	1	12	12.0	0	12	4.0
Tory Carter	7-0	1	7	7.0	0	7	1.0
Trey Palmer	6-0	1	6	6.0	0	6	1.0
Jamal Pettigrew	9-0	1	-1	-1.0	0	0	-0.1
Total	9	253	3414	13.5	33	65	379.3
Opponents	9	171	2158	12.6	17	85	239.8

ALL-PURPOSE

	GP	Rush	Rcv	PR	KR	IR	Total	Avg/G
Clyde Edwards-Helaire	9	786	202	0	199	0	1187	131.9
Justin Jefferson	9	0	898	0	1	0	899	99.9
Ja'Marr Chase	8	0	889	0	0	0	889	111.1
Terrace Marshall Jr.	6	0	378	0	0	0	378	63.0
Tyrion Davis-Price	9	227	67	0	0	0	294	32.7
Thaddeus Moss	8	0	292	0	0	0	292	36.5
Joe Burrow	9	189	0	0	0	0	189	21.0
John Emery Jr.	6	115	51	0	0	0	166	27.7
Derrick Dillon	9	0	152	0	0	0	152	16.9
Derek Stingley Jr.	9	0	0	146	0	0	146	16.2
Racey McMath	8	0	138	0	0	0	138	17.2
Stephen Sullivan	9	0	121	0	0	0	121	13.4
Jontre Kirklin	8	0	75	0	0	0	75	9.4
Trey Palmer	6	0	6	65	0	0	71	11.8
Chris Curry	8	57	14	0	0	0	71	8.9
Micah Baskerville	7	0	0	23	46	0	69	9.9
Jaray Jenkins	5	0	67	0	0	0	67	13.4
Lanard Fournette	4	36	19	0	0	0	55	13.8
Myles Brennan	5	37	0	0	0	0	37	7.4
Devonta Lee	8	0	27	0	0	0	27	3.4
Patrick Queen	9	0	0	0	0	16	16	1.8
TK McLendon	3	0	12	0	0	0	12	4.0
JaCoby Stevens	9	0	0	0	0	9	9	1.0
Tory Carter	7	0	7	0	0	0	7	1.0
Kary Vincent Jr.	9	0	0	0	0	5	5	0.6
Adrian Magee	9	1	0	0	0	0	1	0.1
Jamal Pettigrew	9	0	-1	0	0	0	-1	-0.1
Team	8	-16	0	0	0	0	-16	-2.0
Total	9	1432	3414	234	246	30	5356	595.1
Opponents	9	906	2158	96	228	82	3470	385.6

PUNT RETURNS

	No.	Yards	Avg	TD	Long
Derek Stingley Jr.	15	146	9.7	0	32
Trey Palmer	3	65	21.7	1	54
Micah Baskerville	1	23	23.0	1	0
Total	19	234	12.3	2	54
Opponents	6	96	16.0	1	77

INTERCEPTIONS

	No.	Yards	Avg	TD	Long
Derek Stingley Jr.	4	0	0.0	0	0
JaCoby Stevens	2	9	4.5	0	9
Grant Delpit	1	0	0.0	0	0
Patrick Queen	1	16	16.0	0	16
Kary Vincent Jr.	1	5	5.0	0	5
Kristian Fulton	1	0	0.0	0	0
Total	10	30	3.0	0	16
Opponents	5	82	16.4	1	47

KICK RETURNS

	No.	Yards	Avg	TD	Long
C. Edwards-Helaire	9	199	22.1	0	38
Justin Jefferson	1	1	1.0	0	1
Micah Baskerville	1	46	46.0	0	46
Total	11	246	22.4	0	46
Opponents	11	228	20.7	0	32

FUMBLE RETURNS

	No.	Yards	Avg	TD	Long
Patrick Queen	1	10	10.0	0	10
Rashard Lawrence	1	1	1.0	0	1
Total	2	11	5.5	0	10
Opponents	1	2	2.0	1	2

PUNTING

	No.	Yards	Avg	Long	TB	FC	I20	50+	Blkd
Zach Von Rosenberg	30	1291	43.0	57	3	12	14	9	0
Total	30	1291	43.0	57	3	12	14	9	0
Opponents	56	2413	43.1	74	4	17	12	11	1

KICKOFFS

	No.	Yards	Avg	TB	OB	Retn	Net	YdLn
Avery Atkins	77	4938	64.1	65	0			
Total	77	4938	64.1	65	0	20.7	40.1	24
Opponents	39	2059	52.8	14	1	22.4	37.5	27

FIELD GOALS

FIELDGOALS	Md-Att	Pct	01-19	20-29	30-39	40-49	50-99	Long	Blkd
Cade York	13-15	86.7	0-0	6-6	3-3	4-5	0-1	48	0

FG SEQUENCE

	LSU	Opponents
Georgia Southern	(39),(48)	(47)
Texas	(36),(33),(40)	(47)
Northwestern St.	(26)	34
Vanderbilt	(25)	(41)
Utah St.	53	(30),(47)
Florida	44	
Mississippi State	(20),(23),(25)	
Auburn	(20)	(30),(23)
Alabama	(40),(45)	

Numbers in (parentheses) indicate field goal was made.

DEFFENSIVE LEADERS

		GP	Tackles				Sacks No-Yds	Pass Defense				Fumbles		Blkd	
			Solo	Ast	Total	TFL-Yds		Int-Yds	BU	PD	Qbh	Rcv-Yds	FF	Kick	Saf
6	Jacob Phillips	9-9	33	38	71	4.5-16	1.0-11	.	1	1	3	.	1	.	.
3	JaCoby Stevens	9-9	30	26	56	4.0-7	2.0-2	2-9	4	6	1
7	Grant Delpit	9-9	27	18	45	1.5-3	.	1-0	4	5	1	1-0	.	.	.
8	Patrick Queen	9-6	20	23	43	5.0-19	0.5-4	1-16	1	2	.	1-10	.	.	.
18	K'Lavon Chaisson	7-7	18	19	37	8.0-48	2.0-21	.	1	1	5	.	1	.	.
92	Neil Farrell Jr.	9-3	10	23	33	4.0-11	2.0-9	.	1	1	4
35	Damone Clark	9-2	11	20	31	3.0-26	2.5-25
72	Tyler Shelvin	9-8	8	21	29	2.5-4	.	.	2	2	1
5	Kary Vincent Jr.	9-6	21	7	28	1.0-2	.	1-5	4	5
1	Kristian Fulton	9-9	17	6	23	.	.	1-0	9	10
24	Derek Stingley Jr.	9-9	20	3	23	.	.	4-0	9	13
45	Michael Divinity Jr.	5-3	16	7	23	4.0-26	3.0-24	.	.	.	3	.	1	.	.
31	Cameron Lewis	9-0	5	8	13	0.5-3	0.5-3	.	2	2
91	Breiden Fehoko	9-4	6	7	13	5.0-19	0.5-5	.	1	1	1
97	Glen Logan	6-5	4	8	12	1.5-2	1.0-1	.	2	2	1
90	Rashard Lawrence	6-5	4	7	11	1.5-17	1.5-17	.	3	3	1	1-1	1	.	.
23	Micah Baskerville	7-0	6	4	10	2.0-2	1.0-1	.	1	1	.	.	.	1	.
46	Andre Anthony	5-2	4	5	9	1.0-2	1.0-2	.	1	1
62	Siaki Ika	7-0	4	4	8	1.5-3
93	Justin Thomas	5-1	6	2	8	2.0-8	1.0-7
25	Cordale Flott	8-0	5	3	8	.	.	.	2	2	1
94	Joseph Evans	4-1	2	5	7
11	Eric Monroe	9-0	5	1	6	1.0-1
49	Travez Moore	2-0	2	1	3	0.5-3	0.5-3
9	Marcel Brooks	6-0	2	1	3	1.0-8	1.0-8	.	.	.	1
43	Ray Thornton	8-0	1	2	3	1	1-0	.	.	.
4	Todd Harris Jr.	3-1	3	.	3	1.0-4
16	Jay Ward	7-0	3	.	3	.	.	.	1	1	1
42	Aaron Moffitt	9-0	1	1	2
34	Lloyd Cole	9-0	2	.	2
44	Tory Carter	7-0	1	1	2
9	Joe Burrow	9-9	1	.	1
41	Carlton Smith	5-0	.	1	1
10	Stephen Sullivan	9-2	1	.	1
80	Jamal Pettigrew	9-0	.	1	1
27	Lanard Fournette	4-0	1	.	1
14	Maurice Hampton	8-0	1	.	1
19	Derrick Dillon	9-3	1	.	1
17	Racey McMath	8-0	1	.	1
68	Damien Lewis	9-9	1	.	1
1	Ja'Marr Chase	8-8	1	.	1
58	Jared Small	3-0	.	1	1
Total		9-0	305	274	579	56-234	21-143	10-30	49	59	25	4-11	4	1	.
Opponents		9-0	355	346	701	47-190	20-134	5-82	26	31	15	4-2	6	1	.

TACKLES

(UT-AT-TOT)	TOTALS	GS	TEXAS	NSU	VANDY	USU	UF	MSU	AU	UA	OM	ARK	TAMU	BOWL
Jacob Phillips LB	33-38-71	3-7-10	6-1-7	3-5-8	6-4-10	2-3-5	4-5-9	5-3-8	2-5-7	2-5-7				
JaCoby Stevens DB	30-26-56	3-4-7	7-1-8	1-1-2	1-4-5	0-1-1	4-4-8	4-4-8	6-4-10	4-3-7				
Grant Delpit	27-18-45	2-2-4	3-0-3	1-2-3	4-2-6	2-1-3	6-2-8	5-6-11	2-3-5	2-0-2				
Patrick Queen LB	20-23-43	0-2-2	1-5-6	0-4-4	0-2-2	5-1-6	5-1-6	2-1-3	3-4-7	4-3-7				
K. Chaisson LB	18-19-37	1-4-5	4-1-5	DNP	DNP	1-0-1	5-3-8	0-2-2	2-4-6	5-5-10				
Neil Farrell DE	10-23-33	2-6-8	0-1-1	0-6-6	2-2-4	1-2-3	1-3-3	1-2-3	1-1-2	2-0-2				
Damone Clark LB	11-20-31	1-8-9	1-2-3	2-4-6	2-2-4	0-1-1	1-2-3	2-1-3	1-0-1	1-0-1				
Tyler Shelvin NG	8-21-29	1-5-6	2-0-2	1-2-3	2-2-4	0-1-1	1-2-3	0-2-2	1-4-5	0-3-3				
Kary Vincent CB	21-7-28	0-1-1	4-1-5	4-2-6	1-1-2	1-0-1	1-0-1	7-1-8	1-1-2	2-0-2				
Kristian Fulton CB	17-6-23	1-0-1	4-0-4	-	4-1-5	2-1-3	4-0-4	1-2-3	0-1-1	1-1-2				
Derek Stingley CB	20-3-23	-	3-0-3	1-1-2	5-0-5	2-0-2	5-1-6	-	3-1-4	1-0-1				
M. Divinity LB	16-7-23	DNP	8-2-10	DNP	0-1-1	DNP	1-2-3	3-1-4	4-1-5	DNP				
Cameron Lewis DB	5-8-13	1-0-1	-	1-4-5	1-0-1	-	1-0-1	0-2-2	0-1-1	1-1-2				
Breiden Fehoko DE	6-7-13	-	-	0-2-2	2-2-4	3-0-3	0-1-1	1-1-2	0-1-1	-				
Glen Logan DE	4-8-12	0-3-3	1-2-3	DNP	DNP	DNP	2-0-2	0-1-1	1-2-3	-				
R. Lawrence DE	4-7-11	1-0-1	1-0-1	DNP	DNP	DNP	-	1-2-3	0-2-2	1-3-4				
M. Baskerville LB	6-4-10	DNP	DNP	1-1-2	1-0-1	2-0-2	1-0-1	0-2-2	1-1-2	-				
Andre Anthony LB	4-5-9	1-1-2	1-0-1	1-2-3	1-1-2	0-1-1	DNP	DNP	DNP	DNP				
Cordale Flott CB	5-3-8	-	1-1-2	-	1-1-2	1-0-1	DNP	-	-	2-1-3				
Siaki Ika	4-4-8	1-0-1	DNP	1-1-2	DNP	1-1-2	1-0-1	0-1-1	-	0-1-1				
Justin Thomas DE	6-2-8	DNP	1-0-1	DNP	1-1-2	4-0-4	-	0-1-1	DNP	DNP				
Joseph Evans DL	2-5-7	0-1-1	DNP	1-1-2	0-2-2	1-1-2	DNP	DNP	DNP	DNP				
Eric Monroe DB	5-1-6	1-0-1	-	1-1-2	-	1-0-1	-	-	-	2-0-2				
Travez Moore DE	2-1-3	DNP	DNP	2-1-3	-	DNP	DNP	DNP	DNP	DNP				
Jay Ward CB	3-0-3	DNP	DNP	-	-	-	1-0-1	1-0-1	-	1-0-1				
Todd Harris DB	3-0-3	1-0-1	1-0-1	1-0-1	DNP	DNP	DNP	DNP	DNP	DNP				
Ray Thornton LB	1-2-3	1-1-2	-	0-1-1	-	DNP	-	-	-	-				
Marcel Brooks S	2-1-3	DNP	0-1-1	DNP	-	DNP	1-0-1	1-0-1	-	-				
Tory Carter	1-1-2	-	-	-	DNP	DNP	-	1-0-1	-	0-1-1				
Aaron Moffitt	1-1-2	-	-	-	-	1-0-1	-	0-1-1	-	-				
Lloyd Cole CB	2-0-2	-	-	-	-	-	-	-	1-0-1	1-0-1				
Maurice Hampton DB	1-0-1	-	DNP	-	-	1-0-1	-	-	-	-				
Damien Lewis	1-0-1	-	1-0-1	-	-	-	-	-	-	-				
La. Fournette	1-0-1	-	-	-	1-0-1	DNP	DNP	DNP	DNP	DNP				
Jamal Pettigrew	0-1-1	-	-	-	-	-	-	-	-	0-1-1				
Ja'Marr Chase	1-0-1	-	-	DNP	-	-	-	-	1-0-1	-				
Jared Small LB	0-1-1	0-1-1	-	-	DNP	DNP	DNP	DNP	DNP	DNP				
Steph. Sullivan	1-0-1	-	-	1-0-1	-	-	-	-	-	-				
Racey McMath	1-0-1	-	1-0-1	DNP	-	-	-	-	-	-				
Derrick Dillon	1-0-1	-	-	-	-	-	-	-	1-0-1	-				
Carlton Smith LB	0-1-1	-	-	0-1-1	DNP	-	DNP	DNP	DNP	-				
Joe Burrow	1-0-1	-	-	-	-	-	-	-	-	1-0-1				

TACKLES FOR LOSS

	TOTALS	GS	TEXAS	NSU	VANDY	USU	UF	MSU	AU	UA	OM	ARK	TAMU	BOWL
K. Chaisson LB	6-8.0	-	1.0-12	DNP	DNP	-	3.0-12	-	0.5-1	3.5-23				
Breiden Fehoko DE	4-5.0	-	-	0.5-1	2.5-11	1.0-1	-	1.0-6	-	-				
Patrick Queen LB	4-5.0	-	0.5-1	-	-	3.0-13	-	1.0-1	-	0.5-4				
Jacob Phillips LB	4-4.5	-	-	-	3.0-4	-	-	-	1.0-11	0.5-1				
JaCoby Stevens DB	3-4.0	0.5-2	1.0-1	-	-	-	-	1.0-1	-	1.5-3				
Neil Farrell DE	3-4.0	1.0-2	-	0.5-1	1.0-1	1.5-7	-	-	-	-				
M. Divinity LB	4-4.0	DNP	1.0-12	DNP	-	DNP	-	2.0-7	1.0-7	DNP				
Damone Clark LB	2-3.0	-	-	-	1.5-11	0.5-1	-	-	1.0-14	-				
Tyler Shelvin NG	2-2.5	1.0-2	-	-	-	-	1.0-2	-	0.5-0	-				
Justin Thomas DE	2-2.0	DNP	-	DNP	1.0-7	1.0-1	-	-	DNP	DNP				
M. Baskerville LB	2-2.0	DNP	DNP	-	-	2.0-2	-	-	-	-				
Grant Delpit	1-1.5	1.5-3	-	-	-	-	-	-	-	-				
Glen Logan DE	1-1.5	-	1.5-2	DNP	DNP	DNP	-	-	-	-				
R. Lawrence DE	1-1.5	1.0-12	-	DNP	DNP	DNP	-	-	-	0.5-5				
Siaki Ika	1-1.5	-	DNP	1.0-2	DNP	-	-	-	-	0.5-1				
Andre Anthony LB	1-1.0	-	1.0-2	-	-	-	DNP	DNP	DNP	DNP				
Marcel Brooks S	1-1.0	DNP	-	DNP	-	DNP	1.0-8	-	-	-				
Eric Monroe DB	1-1.0	-	-	1.0-1	-	-	-	-	-	-				
Kary Vincent CB	1-1.0	-	-	-	-	1.0-2	-	-	-	-				
Todd Harris DB	1-1.0	-	1.0-4	-	DNP	DNP	DNP	DNP	DNP	DNP				
Travez Moore DE	0-0.5	DNP	DNP	0.5-3	-	DNP	DNP	DNP	DNP	DNP				
Cameron Lewis DB	0-0.5	-	-	0.5-3	-	-	-	-	-	-				

PASSING

#9 Joe Burrow	Comp-Att-Int	Pct	Yards	TD	Long	Sack-Yds	Effic
Georgia Southern	23-27-0	85.2	278	5	44	0-0	232.79
Texas	31-39-1	79.5	471	4	61	4-25	209.65
Northwestern St.	21-24-1	87.5	373	2	65	1-5	237.22
Vanderbilt	25-34-0	73.5	398	6	64	2-20	230.09
Utah St.	27-38-1	71.1	344	5	39	2-9	185.25
Florida	21-24-0	87.5	293	3	54	0-0	231.30
Mississippi State	25-32-0	78.1	327	4	60	3-22	205.21
Auburn	32-42-1	76.2	321	1	45	3-16	143.49
Alabama	31-39-0	79.5	393	3	35	5-37	189.52
TOTALS	236-299-4	78.9	3198	33	65	20-134	202.52

#15 Myles Brennan	Comp-Att-Int	Pct	Yards	TD	Long	Sack-Yds	Effic
Georgia Southern	7-12-0	58.3	72	0	32	0-0	108.73
Northwestern St.	8-9-0	88.9	115	0	35	0-0	196.22
Vanderbilt	1-4-1	25.0	20	0	20	0-0	17.00
Utah St.	1-1-0	100.0	9	0	9	0-0	175.60
Mississippi State	0-3-0	0.0	0	0	0	0-0	0.00
TOTALS	17-29-1	58.6	216	0	35	0-0	114.29

RUSHING

	no-yds/td	GS	TEXAS	NSU	VANDY	USU	UF	MSU	AU	UA	OM	ARK	TAMU	BOWL
C. Ed.-Helaire RB	135-786/11	9-45/1	15-87/1	13-50/2	14-106/1	14-72/0	13-134/2	11-53/0	26-136/1	20-103/3				
Ty Davis-Price RB	44-227/3	5-11/0	1-0/0	7-29/2	4-19/0	11-53/0	3-40/1	6-49/0	4-22/0	3-4/0				
Joe Burrow QB	66-189/3	1-2/0	9-8/0	7-30/1	2-20/0	10-42/1	6-43/0	4-11/0	13-31/1	14-64/0				
John Emery Jr. RB	29-115/2	6-20/0	DNP	3-2/1	9-51/1	8-45/0	1-2/0	2-1/0	DNP	DNP				
Chris Curry RB	12-57/0	2-23/0	0-0/0	DNP	4-10/0	6-24/0	0-0/0	0-0/0	0-0/0	0-0/0				
Myles Brennan QB	8-37/0	3-3/0	DNP	1-9/0	2-14/0	2-11/0	DNP	0-0/0	DNP	DNP				
La. Fournette RB	13-36/1	6-19/1	3-9/0	3-7/0	1-1/0	DNP	DNP	DNP	DNP	DNP				
Team	12--16/0	1--1/0	1--2/0	1--1/0	0-0/0	DNP	1--1/0	2--4/0	3--2/0	3--5/0				

RECEIVING

	no-yds/td	GS	TEXAS	NSU	VANDY	USU	UF	MSU	AU	UA	OM	ARK	TAMU	BOWL
Just. Jefferson WR	62-898/9	5-87/1	9-163/3	5-124/0	2-18/1	9-155/2	10-123/1	8-89/1	7-60/0	7-79/0				
Ja'Marr Chase WR	49-889/10	2-21/1	8-147/0	DNP	10-229/4	3-54/1	7-127/2	5-48/1	8-123/0	6-140/1				
T. Marshall WR	24-378/8	4-31/3	6-123/1	6-75/2	4-75/0	DNP	DNP	DNP	2-29/1	2-45/1				
Thaddeus Moss TE	27-292/1	2-61/0	1-15/0	DNP	0-0/0	5-39/1	3-38/0	3-48/0	7-45/0	6-46/0				
C. Ed.-Helaire RB	28-202/1	4-31/0	4-15/0	0-0/0	1-1/0	1-12/0	0-0/0	2-15/0	7-51/0	9-77/1				
Derrick Dillon WR	9-152/2	1-32/0	0-0/0	3-41/0	0-0/0	4-42/1	0-0/0	1-37/1	0-0/0	0-0/0				
Racey McMath WR	10-138/2	0-0/0	1-5/0	DNP	5-48/1	1-9/0	0-0/0	3-76/1	0-0/0	0-0/0				
Steph. Sullivan TE	11-121/0	0-0/0	0-0/0	4-51/0	3-48/0	1-8/0	1-5/0	2-9/0	0-0/0	0-0/0				
Jontre Kirklin WR	2-75/0	0-0/0	0-0/0	2-75/0	0-0/0	0-0/0	DNP	0-0/0	0-0/0	0-0/0				
Ty Davis-Price RB	8-67/0	2-24/0	0-0/0	2-20/0	1--1/0	0-0/0	0-0/0	1-5/0	1-13/0	1-6/0				
Jaray Jenkins WR	5-67/0	0-0/0	DNP	5-67/0	0-0/0	0-0/0	DNP	0-0/0	DNP	DNP				
John Emery Jr. RB	5-51/0	1-17/0	DNP	0-0/0	0-0/0	4-34/0	0-0/0	0-0/0	DNP	DNP				
Devonta Lee WR	2-27/0	1--1/0	0-0/0	1-28/0	DNP	0-0/0	0-0/0	0-0/0	0-0/0	0-0/0				
La. Fournette RB	5-19/0	3-16/0	2-3/0	0-0/0	0-0/0	DNP	DNP	DNP	DNP	DNP				
Chris Curry RB	2-14/0	2-14/0	0-0/0	DNP	0-0/0	0-0/0	0-0/0	0-0/0	0-0/0	0-0/0				
TK McLendon TE	1-12/0	1-12/0	0-0/0	DNP	0-0/0	DNP	DNP	DNP	DNP	DNP				
Tory Carter FB	1-7/0	0-0/0	0-0/0	1-7/0	DNP	DNP	0-0/0	0-0/0	0-0/0	0-0/0				
Trey Palmer WR	1-6/0	1-6/0	DNP	0-0/0	0-0/0	0-0/0	0-0/0	0-0/0	DNP	DNP				
Jamal Pettigrew TE	1--1/0	1--1/0	0-0/0	0-0/0	0-0/0	0-0/0	0-0/0	0-0/0	0-0/0	0-0/0				

TEAM STATISTICS

Date	Opponent	Rushing				Receiving				Passing				Kick Ret				Punt Ret				tot off
		no.	yds	td	lg	no.	yds	td	lg	c-a-i	yds	td	lg	no.	yds	td	lg	no.	yds	td	lg	
Aug 31, 2019	GEORGIA SOUTHERN	33	122	2	20	30	350	5	44	30-39-0	350	5	44	0	0	0	0	4	52	0	32	472
Sep 07, 2019	at Texas	29	102	1	24	31	471	4	61	31-39-1	471	4	61	0	0	0	0	1	11	0	11	573
Sep 14, 2019	NORTHWESTERN ST.	35	122	6	13	29	488	2	65	29-33-1	488	2	65	3	76	0	31	4	108	1	54	610
Sep 21, 2019	at Vanderbilt	36	181	2	46	26	418	6	64	26-38-1	418	6	64	2	68	0	46	4	25	1	1	599
Oct 05, 2019	UTAH ST.	51	248	1	21	28	353	5	39	28-39-1	353	5	39	1	38	0	38	1	10	0	10	601
Oct 12, 2019	FLORIDA	24	218	3	57	21	293	3	54	21-24-0	293	3	54	1	20	0	20	0	0	0	0	511
Oct 19, 2019	at Mississippi State	25	86	0	19	25	327	4	60	25-35-0	327	4	60	2	24	0	22	1	2	0	2	413
Oct 26, 2019	AUBURN	46	187	2	26	32	321	1	45	32-42-1	321	1	45	0	0	0	0	2	7	0	7	508
Nov 09, 2019	at Alabama	40	166	3	19	31	393	3	35	31-39-0	393	3	35	2	20	0	19	2	19	0	11	559
LSU		319	1432	20	57	253	3414	33	65	253-328-5	3414	33	65	11	246	0	46	19	234	2	54	4846
Opponent		293	906	6	70	171	2158	17	85	171-318-10	2158	17	85	11	228	0	32	6	96	1	77	3064

Games: 9 Avg/rush: 4.5 Avg/catch: 13.5 Pass effic: 194.72 KR avg: 22.4 PR avg: 12.3 All purpose avg/game: 595.1 Total offense avg/gm: 538.4

Date	Opponent	Tackles					Sacks		Fumble			Pass Defense				blkd	PAT Attempts			off		
		solo	ast	total	tfl	yds	no.	yds	ff	fr	yds	no.	yds	qbh	brup	kick	kicks	rush	rcv	saf	t/o	pts
Aug 31, 2019	GEORGIA SOUTHERN	21	46	67	5.0	21	2.0	14	2	2	10	0	0	1	2	0	7-7	0	0	0	14	55
Sep 07, 2019	at Texas	51	18	69	7.0	34	5.0	28	1	0	0	0	0	3	5	0	4-4	0	1	0	0	45
Sep 14, 2019	NORTHWESTERN ST.	23	42	65	4.0	11	1.0	6	0	0	0	0	0	0	9	0	8-9	0	0	0	0	65
Sep 21, 2019	at Vanderbilt	35	28	63	9.0	34	3.0	23	0	0	0	2	0	3	9	1	9-9	0	0	0	0	66
Oct 05, 2019	UTAH ST.	31	14	45	10.0	27	2.0	8	0	0	0	3	5	1	2	0	6-6	0	0	0	14	42
Oct 12, 2019	FLORIDA	45	26	71	5.0	22	2.0	17	0	0	0	1	0	5	9	0	6-6	0	0	0	7	42
Oct 19, 2019	at Mississippi State	35	36	71	5.0	15	2.0	6	1	1	1	2	9	4	4	0	3-4	0	0	0	10	36
Oct 26, 2019	AUBURN	31	36	67	4.0	33	3.0	32	0	0	0	1	0	3	3	0	2-3	0	0	0	0	23
Nov 09, 2019	at Alabama	33	28	61	7.0	37	1.0	9	0	1	0	1	16	5	6	0	4-5	0	0	0	14	46
LSU		305	274	579	56.0	234	21.0	143	4	4	11	10	30	25	49	1	49-53	0	1	0	59	420
Opponent		355	346	701	47.0	190	20.0	134	6	4	2	5	82	15	26	1	24-25	0	0	0	24	201

Date	Opponent	no.	yds	avg	Punting						Field Goals			Kickoffs				
					long	blkd	tb	fc	50+	in20	m-a	long	blkd	no.	yds	avg	tb	ob
Aug 31, 2019	GEORGIA SOUTHERN	3	155	51.7	53	0	0	1	3	3	2-2	48	0	10	650	65.0	9	0
Sep 07, 2019	at Texas	2	96	48.0	52	0	0	1	1	1	3-3	40	0	9	585	65.0	9	0
Sep 14, 2019	NORTHWESTERN ST.	1	36	36.0	36	0	0	0	0	1	1-1	26	0	11	690	62.7	9	0
Sep 21, 2019	at Vanderbilt	5	211	42.2	56	0	0	2	2	2	1-1	25	0	11	715	65.0	11	0
Oct 05, 2019	UTAH ST.	2	91	45.5	55	0	1	1	1	1	0-1	0	0	7	455	65.0	6	0
Oct 12, 2019	FLORIDA	2	81	40.5	49	0	0	1	0	2	0-1	0	0	7	455	65.0	7	0
Oct 19, 2019	at Mississippi State	5	233	46.6	57	0	1	1	2	2	3-3	25	0	8	518	64.8	7	0
Oct 26, 2019	AUBURN	6	229	38.2	45	0	1	3	0	0	1-1	20	0	5	325	65.0	3	0
Nov 09, 2019	at Alabama	4	159	39.8	46	0	0	2	0	2	2-2	45	0	9	545	60.6	4	0
LSU		30	1291	43.0	57	0	3	12	9	14	13-15	48	0	77	4938	64.1	65	0
Opponent		56	2413	43.1	74	1	4	17	11	12	7-8	47	0	39	2059	52.8	14	1

OPPONENT TEAM STATISTICS

Date	Opponent	Rushing				Receiving				Passing				Kick Ret				Punt Ret				tot off
		no.	yds	td	lg	no.	yds	td	lg	c-a-i	yds	td	lg	no.	yds	td	lg	no.	yds	td	lg	
Aug 31, 2019	GEORGIA SOUTHERN	39	74	0	11	4	24	0	12	4-11-0	24	0	12	1	13	0	13	0	0	0	0	98
Sep 07, 2019	at Texas	37	121	1	17	32	409	4	55	32-48-0	409	4	55	0	0	0	0	1	2	0	2	530
Sep 14, 2019	NORTHWESTERN ST.	23	46	0	7	23	232	2	28	23-41-0	232	2	28	1	16	0	16	0	0	0	0	278
Sep 21, 2019	at Vanderbilt	34	145	2	52	19	229	1	36	19-39-2	229	1	36	0	0	0	0	1	11	0	11	374
Oct 05, 2019	UTAH ST.	22	19	0	8	16	140	0	35	16-31-3	140	0	35	1	21	0	21	0	0	0	0	159
Oct 12, 2019	FLORIDA	40	146	0	17	24	311	4	28	24-44-1	311	4	28	0	0	0	0	0	0	0	0	457
Oct 19, 2019	at Mississippi State	37	102	1	12	17	238	1	29	17-28-2	238	1	29	1	28	0	28	2	3	0	7	340
Oct 26, 2019	AUBURN	33	130	1	70	15	157	1	34	15-36-1	157	1	34	2	59	0	32	1	3	0	3	287
Nov 09, 2019	at Alabama	28	123	1	31	21	418	4	85	21-40-1	418	4	85	5	91	0	29	1	77	1	77	541
Opponent totals		293	906	6	70	171	2158	17	85	171-318-10	2158	17	85	11	228	0	32	6	96	1	77	3064
LSU		319	1432	20	57	253	3414	33	65	253-328-5	3414	33	65	11	246	0	46	19	234	2	54	4846

Date	Opponent	Tackles					Sacks		Fumble			Pass Defense				blkd	PAT Attempts			off		pts
		solo	ast	total	tfl	yds	no.	yds	ff	fr	yds	no.	yds	qbh	brup	kick	kicks	rush	rcv	saf	t/o	
Aug 31, 2019	GEORGIA SOUTHERN	30	58	88	7.0	9	0.0	0	0	0	0	0	0	5	0	0-0	0	0	0	0	0	3
Sep 07, 2019	at Texas	44	12	56	6.0	32	4.0	25	0	0	0	1	8	1	2	0	5-5	0	0	0	0	38
Sep 14, 2019	NORTHWESTERN ST.	38	44	82	5.0	18	1.0	5	0	0	0	1	8	1	2	0	2-2	0	0	0	0	14
Sep 21, 2019	at Vanderbilt	36	40	76	6.0	29	2.0	20	0	1	0	1	47	2	2	0	5-5	0	0	0	14	38
Oct 05, 2019	UTAH ST.	60	30	90	4.0	17	2.0	9	2	1	0	1	19	2	2	0	0-0	0	0	0	3	6
Oct 12, 2019	FLORIDA	32	14	46	1.0	2	0.0	0	0	0	0	0	0	0	3	0	4-4	0	0	0	0	28
Oct 19, 2019	at Mississippi State	30	38	68	6.0	25	3.0	22	1	0	0	0	0	2	7	0	1-1	0	0	0	0	13
Oct 26, 2019	AUBURN	40	68	108	6.0	20	3.0	16	1	1	0	1	0	0	3	0	2-2	0	0	0	7	20
Nov 09, 2019	at Alabama	45	42	87	6.0	38	5.0	37	2	1	2	0	0	7	0	1	5-6	0	0	0	0	41
Opponent totals		355	346	701	47.0	190	20.0	134	6	4	2	5	82	15	26	1	24-25	0	0	0	24	201
LSU		305	274	579	56.0	234	21.0	143	4	4	11	10	30	25	49	1	49-53	0	1	0	59	420

Date	Opponent	no.	yds	avg	Punting						Field Goals			Kickoffs				
					long	blkd	tb	fc	50+	in20	m-a	long	blkd	no.	yds	avg	tb	ob
Aug 31, 2019	GEORGIA SOUTHERN	9	396	44.0	74	0	0	3	2	2	1-1	47	0	2	105	52.5	1	0
Sep 07, 2019	at Texas	3	132	44.0	55	0	1	0	1	1	1-1	47	0	7	359	51.3	4	1
Sep 14, 2019	NORTHWESTERN ST.	7	290	41.4	49	0	0	1	0	1	0-1	0	0	3	184	61.3	0	0
Sep 21, 2019	at Vanderbilt	8	329	41.1	66	1	1	1	2	1	1-1	41	0	6	327	54.5	3	0
Oct 05, 2019	UTAH ST.	7	273	39.0	47	0	0	4	0	2	2-2	47	0	3	166	55.3	1	0
Oct 12, 2019	FLORIDA	4	171	42.8	49	0	0	2	0	1	0-0	0	0	5	245	49.0	1	0
Oct 19, 2019	at Mississippi State	5	214	42.8	70	0	1	1	1	1	0-0	0	0	3	179	59.7	1	0
Oct 26, 2019	AUBURN	10	462	46.2	55	0	0	5	3	3	2-2	30	0	4	235	58.8	3	0
Nov 09, 2019	at Alabama	3	146	48.7	51	0	1	0	2	0	0-0	0	0	6	259	43.2	0	0
Opponent totals		56	2413	43.1	74	1	4	17	11	12	7-8	47	0	39	2059	52.8	14	1
LSU		30	1291	43.0	57	0	3	12	9	14	13-15	48	0	77	4938	64.1	65	0

THE LAST TIME...

Games against Ranked Teams

Beat a top 25 team

#3 Alabama, 46-41, in Tuscaloosa (11/9/19)

Beat a top 10 team

#3 Alabama, 46-41, in Tuscaloosa (11/9/19)

Beat a top 5 team

#3 Alabama, 46-41, in Tuscaloosa (11/9/19)

Beat an FBS No. 1 team (AP or Coaches Poll)

#1 Ohio State, 38-24 (01/07/08 - BCS Championship Game)

Beat an FBS No. 1 team (AP or Coaches Poll) at home

#1 Florida, 28-21 (10/11/97)

Beat a ranked opponent at home

#9 Auburn, 23-20, in Baton Rouge (10/26/19)

Beat a ranked opponent on the road

#3 Alabama, 46-41, in Tuscaloosa (11/9/19)

Beat a ranked opponent at a neutral site

#8 UCF, 40-32, in Fiesta Bowl (11/1/19)

Beat back-to-back ranked opponents

#9 Auburn, 23-20, in Baton Rouge (10/26/19) & #3 Alabama, 46-41, in Tuscaloosa (11/9/19)

Beat a ranked team in three straight games

11/23/01 - 01/01/02 vs. #22 Arkansas, #24 Auburn, #2 Tennessee (SEC CG), #7 Illinois (Sugar Bowl)

Beat a ranked team in four straight games

11/23/01 - 01/01/02 vs. #22 Arkansas, #24 Auburn, #2 Tennessee (SEC CG), #7 Illinois (Sugar Bowl)

Lost to a ranked opponent at home

#1 Alabama, 29-0 (11/03/18)

Lost to a ranked opponent on the road

at #22 Texas A&M, 74-72 (11/24/18)

Lost to a ranked opponent at a neutral site

#14 Clemson, 25-24, in Chick-fil-A Bowl (12/31/12)

Lost to an unranked opponent at home

Troy, 24-21 (09/30/17)

Lost to an unranked opponent on the road

at Mississippi State, 27-7 (09/16/17)

Special Situations

Won on the last play of the game

at #7 Auburn (22-21, 09/15/17); 42 yard field goal by Cole Tracy as time expired

Lost on the last play of the game

at Texas A&M (74-72, 11/24/18); in seventh overtime on 2-pt. conversion

Came back and won from 10 or more down in 4th quarter

vs. #14 Wisconsin, 28-24 (8/30/14); down 24-13 entering 4th quarter

Lost when leading by 10 or more in 4th quarter

#14 Clemson, 25-24 in Chick-fil-A Bowl (12/31/12); led 24-13 entering fourth quarter

Lost when leading by 20 points or more

Tennessee, 30-27 OT (09/26/05); led 21-0 at halftime

Scored on the first play from scrimmage

Travin Dural (94-yard pass from QB Anthony Jennings) vs. Sam Houston State (9/6/14)

A QB caught a pass on a designed play

Matt Flynn (35-yards from WR Early Doucet) at Alabama (11/03/07)

A RB threw a TD pass on a designated play

Clyde Edwards-Helaire (11 yards to Tory Carter) at Texas A&M in fifth overtime (11/24/18)

Had two RB rush for at least 100 yards each

Derrius Guice (127 yards) and Darrel Williams (106 yards) vs. Texas A&M (11/25/17)

A player gained 100 yards receiving and 100 yards rushing

Darrel Williams (103 yards rushing, 105 yards receiving) vs. Ole Miss (10/21/17)

Had a player be responsible for six touchdowns

Joe Burrow (6) at Vanderbilt (09/21/19)

Returns/Special Teams/Defense

Returned a KO for a TD

Leonard Fournette, 100 yards vs. Notre Dame (12/30/14- Music City Bowl)

Returned a Punt for a TD

Trey Palmer, 54 yards vs. Northwestern State (09/14/19)

Returned an INT for a TD

Jacob Phillips, 45 yards vs. #8 Miami (09/02/18-at AT&M Stadium, Arlington)

Returned 2 INTs for TDs

Ronald Martin (45 yards) & Lavar Edwards (23 yards) vs. Idaho (09/15/12)

Returned 3 INTs for TDs

3 vs. Arkansas State (C. Raymond, D. Walkup, C. Buckels) (10/12/91)

Recovered a fumble in endzone for a TD

William Clapp at Ole Miss (11/21/15)

Returned a fumble for a TD

Mrichael Divinity Jr., 58-yard fumble recovery and return (forced by Devin White) at Texas A&M (11/24/18)

Scored two defensive TDs in a game

2 vs. UL-Monroe (R. Brooks, INT; L. Edwards, FUM) (11/13/10)

Faked a field goal for a touchdown

Trent Domingue (kicker), 16-yard run (10/17/15 vs. Florida)

Faked a punt for a first down

Kendell Beckwith, 5-yard run in third quarter vs. Wisconsin (8/30/14)

Faked a field goal for a first down

Josh Jasper, 5-yard run in 4th quarter (10/09/10 at Florida)

A player kicked the PAT after scoring the TD

Trent Domingue vs. Florida (10/17/15)

Blocked a FG

Austin Deculus, 45-yard Bubba Baxa attempt in second quarter vs. #8 Miami in Arlington (09/02/18)

Returned a blocked FG for a TD

Patrick Peterson, 53 yards on the block of Ole Miss' 47-yard FG attempt (11/21/09)

Blocked a PAT (kick)

Austin Deculus, kick attempt by Joseph Bulovas (11/03/18 vs. No. 1 Alabama)

Returned a PAT for a Defensive Extra Point

Mark Roman, kick attempt by Seth Hanson (10/17/98 vs. Kentucky)

Blocked a punt

Micah Baskerville at Vanderbilt (09/21/19)

Blocked a punt for a safety

Jarvis Green, on an Andy Smith punt (10/16/99 at Kentucky)

Returned a blocked punt for TD

Micah Baskerville, 23 yards, off Micah Baskerville's block at Vanderbilt (09/21/19)

Recovered an onside kick

vs. Auburn (10/26/19); recovered by Derrick Dillon with 2:32 left in Fourth quarter

Recovered an onside kick to start the game

vs. Auburn (12/01/01)

Recorded a Safety (Team)

vs. Louisville (12/31/16-Buffalo Wild Wings Citrus Bowl); sacked by Arden Key

Recorded a Safety (Individual tackle)

Arden Key vs. Louisville (12/31/16-Buffalo Wild Wings Citrus Bowl)

Recorded six interceptions (Team)

6 at Mississippi State (08/30/07)

Had a player record three interceptions

3 by Craig Steltz at Mississippi State (8/30/07)

Had a player record 15 tackles

17 by Devin White at Texas A&M (11/24/18)

Had six sacks as a team

8 vs. Louisville (12/31/16-Buffalo Wild Wings Citrus Bowl)

Opponent Returns/Special Teams

Returned a KO for a TD

Rashad Fenton of South Carolina, 96 yards in 2nd Quarter (10/10/15)

Returned a Punt for a TD

Antonio Callaway of Florida, 72 yards in 3rd Quarter (10/17/15 in Baton Rouge)

Returned an INT for a TD

Brad Stewart of Florida, 25 yards in 4th Quarter (10/06/18 at Florida)

Returned 3 INTs for TDs

Ken Alvis, Fred Smith, and Brian Robinson of Auburn on Jamie Howard (09/17/94 at Auburn)

Recovered a fumble in endzone for a TD

Chris Shelling of Auburn recovered fumble by Jermaine Sharp in 2nd Quarter (09/17/94 at Auburn)

Returned a fumble for a TD

Elijah McAllister of Vanderbilt, 1 yard on Clyde Edwards-Helaire fumble in 2nd Quarter (09/21/19 at Vanderbilt)

Blocked a FG

Ronnie Harrison of Alabama on kick by Colby Delahoussaye in 1st Quarter (11/05/16 in Baton Rouge)

Blocked a punt

Solomon Patton of Florida on punt by Brad Wing in 4th quarter (10/08/11 in Baton Rouge)

Blocked two punts

Justin Hamilton and Jason Lallis of Virginia Tech on punts by Donnie Jones (9/01/02 at Virginia Tech)

Blocked a punt for a safety

Justin Hamilton of Virginia Tech on punt by Donnie Jones (09/01/02 at Virginia Tech)

Recorded a Safety (Team)

Parris Bennett of Syracuse on rush by Darrel Williams in 3rd Quarter (09/23/17 in Baton Rouge)

Blocked a PAT (kick)

Johnathon Calvin of Mississippi State on PAT attempt by Colby Delahoussaye in 2nd Quarter (09/17/16 in Baton Rouge)

Returned a PAT for a Defensive Extra Point

Eric Kelly of Kentucky off a bad snap in the 2nd Quarter (10/17/98 in Baton Rouge)

Faked a field goal for a TD

Damon Duval of Auburn 1 yard run in 1st Quarter (09/18/99 in Baton Rouge)

Recovered an onside kick

Dez Harris of Mississippi State in 4th Quarter (09/17/16 in Baton Rouge)

Scoring

Scored 30 or more points

All Games: 46 at Alabama, (11/9/19)
SEC Games: 46 at Alabama, (11/9/19)

Scored 40 or more points

All Games: 46 at Alabama, (11/9/19)
SEC Games: 46 at Alabama, (11/9/19)

Scored 50 or more points

All Games: 66 at Vanderbilt, (09/21/19)
SEC Games: 66 at Vanderbilt (09/21/19)

Scored 60 or more points

All Games: 66 at Vanderbilt, (09/21/19)
SEC Games: 72 at Texas A&M, 7 OTs (11/24/18)

Scored 70 or more points

All Games: 72 at Texas A&M, 7 OTs (11/24/18)
SEC Games: 72 at Texas A&M, 7 OTs (11/24/18)

Total Offense

Had more than 400 total yards

All Games: 559 at Alabama, (11/9/19)
SEC Games: 559 at Alabama, (11/9/19)

Had more than 450 total yards

All Games: 559 at Alabama, (11/9/19)
SEC Games: 559 at Alabama, (11/9/19)

Had more than 500 total yards

All Games: 559 at Alabama, (11/9/19)
SEC Games: 559 at Alabama, (11/9/19)

Had more than 550 total yards

All Games: 559 at Alabama, (11/9/19)
SEC Games: 559 at Alabama, (11/9/19)

Had more than 600 total yards

All Games: 601 vs. Utah State, (10/05/19)
SEC Games: 601 vs. Texas A&M (11/25/17)

Had More than 625 total yards

All Games: 634 vs. Missouri (10/01/16)
SEC Games: 634 vs. Missouri (10/01/16)

Had more than 650 total yards

All Games: 672 vs. Furman (10/26/13)
SEC Games: Never

Had more than 700 total yards

All Games: 746 vs. Rice (09/24/77)
SEC Games: Never

Rushing Offense

Rushed for 150 or more yards

All Games: 156 at Alabama, (11/9/19)
SEC Games: 156 at Alabama, (11/9/19)

Rushed for 200 or more yards

All Games: 218 vs. Florida (10/12/19)
SEC Games: 218 vs. Florida (10/12/19)

Rushed for 250 or more yards

All Games: 275 vs. Georgia (10/13/18)
SEC Games: 275 vs. Georgia (10/13/18)

Rushed for 300 or more yards

All Games: 393 vs Ole Miss (10/21/17)
SEC Games: 393 vs Ole Miss (10/21/17)

Rushed for 350 or more yards

All Games: 393 vs Ole Miss (10/21/17)
SEC Games: 393 vs Ole Miss (10/21/17)

Rushed for 400 or more yards

All Games: 418 vs. Missouri (10/01/16)
SEC Games: 418 vs. Missouri (10/01/16)

Rushed for 425 or more yards

All Games: 433 vs. Houston (09/07/96)
SEC Games: 426 vs. Ole Miss (10/30/76)

Rushed for 500 or more yards

All Games: 503 vs. Oregon (10/22/77)
SEC Games: Never

Passing Offense

Passed for 250 or more yards

All Games: 393 at Alabama, (11/9/19)
SEC Games: 393 at Alabama, (11/9/19)

Passed for 300 or more yards

All Games: 393 at Alabama, (11/9/19)
SEC Games: 393 at Alabama, (11/9/19)

Passed for 350 or more yards

All Games: 393 at Alabama, (11/9/19)
SEC Games: 393 at Alabama, (11/9/19)

Passed for 400 or more yards

All Games: 418 at Vanderbilt, (09/21/19)
SEC Games: 418 at Vanderbilt, (09/21/19)

Passed for 450 or more yards

All Games: 488 vs. Northwestern State, (09/14/19)
SEC Games: 528 vs. Alabama (11/03/01)

Passed for 500 or more yards

All Games: 528 at Alabama (11/03/01)
SEC Games: 528 vs. Alabama (11/03/01)

Scoring Defense

Allowed 0 points

All Games: 0 vs. Southeastern La. (09/08/18)
SEC Games: 0 at Mississippi State (08/30/07)

Allowed 3 or fewer points....

All Games: 3 vs. Georgia Southern (08/31/19)
SEC Games: 3 vs. Mississippi State (10/20/18)

Allowed 7 or fewer points....

All Games: 6 vs. Utah State (10/05/19)
SEC Games: 3 vs. Mississippi State (10/20/18)

Allowed 10 or fewer points..

All Games: 6 vs. Utah State (10/05/19)
SEC Games: 3 vs. Mississippi State (10/20/18)

Allowed 14 or fewer points

All Games: 6 vs. Utah State (10/05/19)
SEC Games: 14 at Arkansas (11/10/18)

Total Defense

Allowed fewer than 75 total yards

All Games: 70 vs. Louisiana-Lafayette (10/05/02)
SEC Games: 69 at Kentucky (10/15/66)

Allowed fewer than 100 total yards

All Games: 98 vs. Georgia Southern (08/31/19)
SEC Games: 90 vs. Auburn (10/13/73)

Allowed fewer than 125 total yards

All Games: 98 vs. Georgia Southern (08/31/19)
SEC Games: 114 vs. Kentucky (10/19/85)

Allowed fewer than 150 total yards

All Games: 98 vs. Georgia Southern (08/31/19)
SEC Games: 135 vs. Vanderbilt (09/11/10)

Allowed fewer than 175 total yards

All Games: 159 vs. Utah State (10/05/19)
SEC Games: 135 vs. Vanderbilt (09/11/10)

Allowed fewer than 200 total yards

All Games: 159 vs. Utah State (10/05/19)
SEC Games: 183 at Auburn (09/22/12)

Allowed fewer than 225 total yards

All Games: 159 vs. Utah State (10/05/19)
SEC Games: 216 at Arkansas (11/10/18)

Allowed fewer than 250 total yards

All Games: 159 vs. Utah State (10/05/19)
SEC Games: 216 at Arkansas (11/10/18)

Allowed fewer than 275 total yards

All Games: 159 vs. Utah State (10/05/19)
SEC Games: 216 at Arkansas (11/10/18)

Allowed fewer than 300 total yards

All Games: 287 vs. Auburn, (10/26/19)
SEC Games: 287 vs. Auburn, (10/26/19)

Rushing Defense

Allowed fewer than 0 yards

All Games: -5 vs. BYU (09/02/17)
SEC Games: 0 at South Carolina (10/18/03)

Allowed fewer than 10 yards

All Games: -5 vs. BYU (09/02/17)
SEC Games: 10 at Mississippi State (08/30/07)

Allowed fewer than 20 yards

All Games: 19 vs. Utah State (10/05/19)
SEC Games: 16 at Arkansas (11/10/18))

Allowed fewer than 30 yards

All Games: 19 vs. Utah State (10/05/19)
SEC Games: 16 at Arkansas (11/10/18)

Allowed fewer than 40 yards

All Games: 19 vs. Utah State (10/05/19)
SEC Games: 16 at Arkansas (11/10/18)

Allowed fewer than 50 yards

All Games: 19 vs. Utah State (10/05/19)
SEC Games: 16 at Arkansas (11/10/18)

Allowed fewer than 60 yards

All Games: 19 vs. Utah State (10/05/19)
SEC Games: 16 at Arkansas (11/10/18)

Allowed fewer than 70 yards

All Games: 19 vs. Utah State (10/05/19)
SEC Games: 16 at Arkansas (11/10/18)

Allowed fewer than 80 yards

All Games: 19 vs. Utah State (10/05/19)
SEC Games: 16 at Arkansas (11/10/18)

Allowed fewer than 90 yards

All Games: 19 vs. Utah State (10/05/19)
SEC Games: 16 at Arkansas (11/10/18)

Allowed fewer than 100 yards

All Games: 19 vs. Utah State (10/05/19)
SEC Games: 16 at Arkansas (11/10/18)

Passing Defense

Allowed 0 passing yards

All Games: 0 vs. Alabama (11/06/71)
SEC Games: 0 vs. Alabama (11/06/71)

Allowed 25 or fewer passing yards

All Games: 24 vs. Georgia Southern (08/31/19)
SEC Games: 23 vs. Arkansas (11/27/93)

Allowed 50 or fewer passing yards

All Games: 24 vs. Georgia Southern (08/31/19)
SEC Games: 47 at Ole Miss (11/19/11)

Allowed 75 or fewer passing yards

All Games: 24 vs. Georgia Southern (08/31/19)
SEC Games: 59 vs. Mississippi State (10/20/18)

Allowed 100 or fewer passing yards

All Games: 24 vs. Georgia Southern (08/31/19)
SEC Games: 59 vs. Mississippi State (10/20/18)

Allowed 125 or fewer passing yards

All Games: 24 vs. Georgia Southern (08/31/19)
SEC Games: 59 vs. Mississippi State (10/20/18)

Allowed 150 or fewer passing yards

All Games: 140 vs. Utah State (10/05/19)
SEC Games: 59 vs. Mississippi State (10/20/18)

Allowed 175 or fewer passing yards

All Games: 157 vs. Auburn, (10/26/19)
SEC Games: 157 vs. Auburn, (10/26/19)

Allowed 200 or fewer passing yards

All Games: 157 vs. Auburn, (10/26/19)
SEC Games: 157 vs. Auburn, (10/26/19)

Individual Rushing

Had a player rush for 100 or more yards

All Games: 103 by Clyde Edwards-Helaire at Alabama (11/9/19)
SEC Games: 103 by Clyde Edwards-Helaire at Alabama (11/9/19)

Had a player rush for 150 or more yards

All Games: 276 by Derrius Guice vs. Ole Miss (10/21/17)
SEC Games: 276 by Derrius Guice vs. Ole Miss (10/21/17)

Had a player rush for 200 or more yards

All Games: 276 by Derrius Guice vs. Ole Miss (10/21/17)
SEC Games: 276 by Derrius Guice vs. Ole Miss (10/21/17)

Had a player rush for 225 or more yards

All Games: 276 by Derrius Guice vs. Ole Miss (10/21/17)
SEC Games: 276 by Derrius Guice vs. Ole Miss (10/21/17)

Had a player rush for 2 or more TDs

All Games: 3 by Clyde Edwards-Helaire at Alabama (11/9/19)
SEC Games: 3 by Clyde Edwards-Helaire at Alabama (11/9/19)

Had a player rush for 3 or more TDs

All Games: 3 by Clyde Edwards-Helaire at Alabama (11/9/19)
SEC Games: 3 by Clyde Edwards-Helaire at Alabama (11/9/19)

Had a player rush for 4 or more TDs

All Games: 4 by Derrius Guice at Texas A&M (11/24/16)
SEC Games: 4 by Derrius Guice at Texas A&M (11/24/16)

Had a player rush for 5 or more TDs

All Games: 5 by Kevin Faulk at Kentucky (11/01/97)
SEC Games: 5 by Kevin Faulk at Kentucky (11/01/97)

Individual Passing

Had a player pass for 200 or more yards

All Games: 393 by Joe Burrow at Alabama (11/9/19)
SEC Games: 393 by Joe Burrow at Alabama (11/9/19)

Had a player pass for 250 or more yards

All Games: 393 by Joe Burrow at Alabama (11/9/19)
SEC Games: 393 by Joe Burrow at Alabama (11/9/19)

Had a player pass for 300 or more yards.

All Games: 393 by Joe Burrow at Alabama (11/9/19)
SEC Games: 393 by Joe Burrow at Alabama (11/9/19)

Had a player pass for 350 or more yards

All Games: 393 by Joe Burrow at Alabama (11/9/19)
SEC Games: 393 by Joe Burrow at Alabama (11/9/19)

Had a player pass for 400 or more yards

All Games: 471 by Joe Burrow at Texas (09/07/19)
SEC Games: 528 by Rohan Davey at Alabama (11/03/01)

Had a player pass for 450 or more yards

All Games: 471 by Joe Burrow at Texas (09/07/19)
SEC Games: 528 by Rohan Davey at Alabama (11/03/01)

Had a player pass for 500 or more yards

All Games: 528 by Rohan Davey at Alabama (11/03/01)
SEC Games: 528 by Rohan Davey at Alabama (11/03/01)

Had a player pass for 2 or more TDs

All Games: 3 by Joe Burrow at Alabama (11/9/19)
SEC Games: 3 by Joe Burrow at Alabama (11/9/19)

Had a player pass for 3 or more TDs

All Games: 3 by Joe Burrow at Alabama (11/9/19)
SEC Games: 3 by Joe Burrow at Alabama (11/9/19)

Had a player pass for 4 or more TDs

All Games: 5 by Joe Burrow vs. Utah State (10/05/19)
SEC Games: 6 by Joe Burrow at Vanderbilt (09/21/19)

Had a player complete 20 or more passes

All Games: 32 by Joe Burrow vs. Auburn (10/26/19)
SEC Games: 32 by Joe Burrow vs. Auburn (10/26/19)

Had a player complete 25 or more passes

All Games: 31 by Joe Burrow at Alabama (11/9/19)
SEC Games: 31 by Joe Burrow at Alabama (11/9/19)

Had a player complete 30 or more passes

All Games: 31 by Joe Burrow at Alabama (11/9/19)
SEC Games: 31 by Joe Burrow at Alabama (11/9/19)

Had a player complete 35 or more passes

All Games: 35 by Rohan Davey at Alabama (11/03/01)
SEC Games: 35 by Rohan Davey at Alabama (11/03/01)

Had a player complete 15 straight passes

All Games: 17 by Rohan Davey vs. Arkansas-6 (11/26/99), vs. Western Carolina-11 (09/02/00) and 17 by Matt Mauck vs. Arizona-11 (09/06/03), vs. Western Illinois-6 (09/13/03)

Had a player throw 30 or more passes

All Games: 39 by Joe Burrow at Alabama (11/9/19)
SEC Games: 39 by Joe Burrow at Alabama (11/9/19)

Had a player throw 35 or more passes

All Games: 39 by Joe Burrow at Alabama (11/9/19)
SEC Games: 39 by Joe Burrow at Alabama (11/9/19)

Had a player throw 40 or more passes

All Games: 42 by Joe Burrow vs. Auburn (10/26/19)
SEC Games: 42 by Joe Burrow vs. Auburn (10/26/19)

Had a player throw 45 or more passes

All Games: 51 by Brandon Harris at Ole Miss (11/21/15)
SEC Games: 51 by Brandon Harris at Ole Miss (11/21/15)

Had a player throw 50 or more passes

All Games: 51 by Brandon Harris at Ole Miss (11/21/15)
SEC Games: 51 by Brandon Harris at Ole Miss (11/21/15)

Individual Receiving

Had a player with 9 or more receptions in a game

All Games: 9 by Clyde Edwards-Helaire at Alabama (11/9/19)
SEC Games: 9 by Clyde Edwards-Helaire at Alabama (11/9/19)

Had a player with 10 or more receptions in a game

All Games: 10 by Justin Jefferson vs. Florida (10/12/19)
SEC Games: 10 by Justin Jefferson vs. Florida (10/12/19)

Had a player with 11 or more receptions in a game

All Games: 12 by Brandon LaFell vs. Troy (11/15/08)
SEC Games: 12 by Michael Clayton at Alabama (11/15/03)

Had a player with 12 or more receptions in a game

All Games: 12 by Brandon LaFell vs. Troy (11/15/08)
SEC Games: 12 by Michael Clayton at Alabama (11/15/03)

Had a player with 13 or more receptions in a game

All Games: 14 by Josh Reed vs. Illinois (01/01/02 - Sugar Bowl)
SEC Games: 19 by Josh Reed at Alabama (11/03/01)

Had a player with 14 or more receptions in a game

All Games: 14 by Josh Reed vs. Illinois (01/01/02 - Sugar Bowl)
SEC Games: 19 by Josh Reed at Alabama (11/03/01)

Had a player with 15 or more receptions in a game

All Games: 19 by Josh Reed at Alabama (11/03/01)
SEC Games: 19 by Josh Reed at Alabama (11/03/01)

Had a player receive 100 or more yards

All Games: 140 by Ja'Marr Chase at Alabama (11/9/19)
SEC Games: 140 by Ja'Marr Chase at Alabama (11/9/19)

Had a player receive 150 or more yards

All Games: 127 by Justin Jefferson and 123 by Ja'Marr Chase vs. Florida (10/12/19)
SEC Games: 127 by Justin Jefferson and 123 by Ja'Marr Chase vs. Florida (10/12/19)

Had a player receive 200 or more yards

All Games: 229 by Ja'Marr Chase at Vanderbilt (09/21/19)
SEC Games: 229 by Ja'Marr Chase at Vanderbilt (09/21/19)

Had a player receive 250 or more yards

All Games: 293 by Josh Reed at Alabama (11/03/01) - school record
SEC Games: 293 by Josh Reed at Alabama (11/03/01) - school record

Had a player receive for 2 or more TDs

All Games: 2 by Ja'Marr Chase vs. Florida (10/12/19)
SEC Games: 2 by Ja'Marr Chase vs. Florida (10/12/19)

Had a player receive for 3 or more TDs

All Games: 4 by Ja'Marr Chase at Vanderbilt (09/21/19)
SEC Games: 4 by Ja'Marr Chase at Vanderbilt (09/21/19)

Had a player receive for 4 or more TDs

All Games: 4 by Ja'Marr Chase at Vanderbilt (09/21/19)
SEC Games: 4 by Ja'Marr Chase at Vanderbilt (09/21/19)

Had a player receive for 5 or more TDs

All Games: 5 by Carlos Carson vs. Rice (09/24/77)
SEC Games: Never



46 ANDRE ANTHONY

Outside Linebacker

6-4 • 238 • Jr. • 1L

New Orleans, La.

Edna Karr High School

JUNIOR SEASON (2019)

Has seen action in five games with starts against Northwestern State and Vanderbilt ... Credited for a pair of tackles at Vanderbilt ... Finished with three tackles and PBU against Northwestern State ... Sacked Texas quarterback Sam Ehlinger in the fourth quarter ... Totaled a pair of tackles against Georgia Southern.

ANDRE ANTHONY'S CAREER HIGHS

Tackles: 5 at Auburn, 2018

Tackles for loss: 1 at Texas, 2019


Sacks: 1 at Texas, 2019

Quarterback Hurries: 1, 2x (Last: vs. Ole Miss, 2018)

Fumble recoveries: 1 vs. Southeastern Louisiana, 2018

ANDRE ANTHONY'S CAREER STATISTICS

YEAR	G-GS	UT	AT	TT	TFL	Sacks	PD	QBH	INT	FF	FR
2017	0-0	0	0	0	0	0	0	0	0	0	0
2018	13-3	5	9	14	0.5-4	0.5-4	0	2	0	0	1
2019	5-2	4	5	9	1.0-2	1.0-2	1	0	0	0	0
Total	18-5	9	14	23	1.5-6	1.5-6	1	2	0	0	1



32 AVERY ATKINS

Placekicker/Kickoff Specialist

6-1 • 210 • So. • 1L

Auburn, Ala.

Auburn High School

2018 SEC First-Year Academic Honor Roll

SOPHOMORE SEASON (2019)

LSU's kickoff specialist who has kicked off 77 times and owns a 84.4 percent touch back rating ... At Alabama, kicked four of nine into the end zone ... Kicked off five times against Auburn and gave up two returns ... Allowed one return on eight kickoffs at Mississippi State ... A perfect seven-for-seven on kickoffs against Florida ... Kicked six touch backs on seven kickoffs against Utah State ... Owns a career high 11 kickoffs against Vanderbilt and Northwestern State ... Set a new career high with 11 touch backs and 715 yards at Vandy ... Kicked off 11 times with nine touch backs against Northwestern State ... Perfect on touch backs with nine against Texas ... Opened the season with 10 kickoffs for 650 yards against Georgia Southern.

ATKINS' CAREER HIGHS

Kickoffs: 11 vs. Northwestern State, 2019

Kickoff Yards: 690 vs. Northwestern State, 2019

Touch backs: 9, 3x (Last: vs. Northwestern State, 2019)

ATKINS' CAREER KICKOFF STATISTICS

YEAR	G	NO.	YDS.	AVG.	TB	OB
2018	13	79	5,014	63.5	71	0
2019	9	77	4,938	64.1	65	0
Total	22	156	9,952	63.8	136	0



23 MICAH BASKERVILLE

Linebacker

6-1 • 228 • So. • 1L

Shreveport, La.

Evangel Christian Academy

SOPHOMORE SEASON (2019)

Has played in five games in 2019 mostly on special teams ... Credited for two tackles against Auburn with one on special teams ... Recorded a pair of tackles at Mississippi State ... Against Vanderbilt, blocked a punt and returned it for a touchdown ... Also recovered an onside kick and returned it to the Vandy 1-yard line.

MICAH BASKERVILLE'S CAREER HIGHS

Tackles: 11 at Florida, 2018

Tackles for loss: 2 vs. Utah State, 2019

MICAH BASKERVILLE'S CAREER STATISTICS

YEAR	G-GS	UT	AT	TT	TFL	Sacks	PD	QBH	INT	FF	FR
2018	8-1	7	11	18	0.5-1	0.0-0	0	0	0	0	0
2019	7-0	6	4	10	2.0-2	1.0-1	1	0	0	0	0
Total	15-1	13	15	28	2.5-3	1.0-1	1	0	0	0	0



15 MYLES BRENNAN

Quarterback

6-5 • 183 • So. • 1L

Long Beach, Miss.

St. Stanislaus High School

SOPHOMORE SEASON (2019)

LSU's backup quarterback behind Joe Burrow ... Has seen action in 2019 against Mississippi State, Utah State, Vanderbilt, Northwestern State and Georgia Southern ... Set career highs in completions with eight and yards for 115 against Northwestern State ... Completed seven passes on 12 attempts for 72 yards in the season opener against Georgia Southern.

MYLES BRENNAN'S CAREER PASSING HIGHS

Pass attempts: 12 vs. Georgia Southern, 2019

Pass completions: 8 vs. Northwestern State, 2019

Pass yards: 115 vs. Northwestern State, 2019

Pass TDs: 1 vs. Troy, 2017

Had intercepted: 1, 3x (Last: at Vanderbilt, 2019)

Long pass: 48 vs. Troy, 2017

MYLES BRENNAN'S CAREER RUSHING HIGHS

Rush attempts: 3, 2x (Last: vs. Georgia Southern, 2019)

Rush yards: 14 at Vanderbilt, 2019

Long rush: 9, 2x (Last: at Vanderbilt, 2019)

MYLES BRENNAN'S CAREER STATISTICS

PASSING

YEAR	G-GS	COMP	ATT	INT	YDS	TD	LONG
2017	6-0	14	24	2	182	1	48
2018	1-0	4	6	0	65	0	39
2019	5-0	17	29	1	216	0	35
Total	12-0	35	59	3	463	1	48

RUSHING

YEAR	ATT	YDS	TD	LONG
2017	9	-6	0	6
2018	0	0	0	0
2019	8	37	0	9
Total	17	31	0	9



9 JOE BURROW

Quarterback

6-4 • 216 • Sr. • 1L

Athens, Ohio

Athens HS/Ohio State

- **2019 Davey O'Brien Award National Quarterback of the Week (at Texas, vs. Florida)**
- **2019 Maxwell Award Player of the Week (vs. Texas, at Alabama)**
- **2019 SEC Player of the Week (vs. Georgia Southern, at Texas, at Vanderbilt, vs. Florida, at Alabama)**
- **2019 Davey O'Brien Great Eight List (at Vanderbilt, vs. Utah State)**
- **2019 Fiesta Bowl Offensive Player of the Game (vs. UCF)**
- **2018 LSU Permanent Team Captain**
- **2018 SEC Academic Honor Roll**
- **2018 Davey O'Brien Great Eight List (vs. Georgia, vs. Ole Miss)**
- **2018 SEC Player of the Week (at Auburn, vs. Ole Miss)**
- **2018 Ohio State University Graduate (B.A. Consumer & Family Financial Services)**
- **2016 Academic All-Big Ten Conference**
- **2016 Ohio State Scholar-Athlete**

SENIOR SEASON (2019)

Is 19-3 overall as LSU's starting quarterback ... Has now directed LSU to eight wins over Top 10 teams during his career, the most of any quarterback in school history. ... Set the school record for passing touchdowns in a season with 29 in the seventh game of 2019, passing the previous record of 28 set by Matt Mauck (2003) and JaMarcus Russell (2006) ... is the first player in school history to have four or more touchdown passes in five games of a season ... Owns 6,092 career passing yards, the seventh quarterback in school history with 5,000-plus passing yards ... Has completed 20+ passes in 12-straight games, the first quarterback in school history with four or more ... Owns nine, 300-yard career passing games for the most in school history and seven in 2019, which is tied for the most in school history ... Went into Tuscaloosa and led the Tigers to the win over No. 2 Alabama with a 31-for-39 performance with 393 yards and three touchdowns ... Completed 32 of 42 passes for 321 yards and one touchdown against No. 9 Auburn ... Also rushed for 31 yards with a touchdown on 13 attempts against Auburn ... Threw for 327 yards and four touchdowns on a 25-for-32 day at Mississippi State ... Connected with Justin Jefferson on an 18-yard pass in the third quarter against Mississippi State to set the single-season touchdown record of 29 ... Against No. 7 Florida, completed 21-of-24 for 284 yard and three touchdowns ... Completed 12 straight passes at one stretch against the Gators, which ranks as the third-longest streak in school history ... Named the SEC Offensive Player of the Week and Davey O'Brien National Quarterback of the Week after his performance against the Gators ... Threw for five touchdowns and rushed for another against Utah State, tying the most touchdowns responsible for in a game in school history ... totaled 344 yards through the air against the Aggies, his fourth straight 300-yard passing game ... Threw for a school record six touchdowns against Vanderbilt, breaking the original record of five set by Zach Mettenberger and tied by Burrow against Georgia Southern ... Was 25-of-24 for 398 yards against Vanderbilt ... His 357 passing yards in the first half against Vandy marked the most by an LSU player in a first half in school history Finished 21-of-24 with two touchdowns and 373 yards against Northwestern State ... His 87.5 completion percentage is third in school history ... Had a record day at Texas, leading LSU to its first top-10 non-conference road win in school history ... Finished 31-of-39 for 471 yards and four touchdowns in Austin for the second-most yards and completions in a game in school history ... Connected with Justin Jefferson (163), Ja'Marr Chase (147) and Terrace Marshall Jr. (123) against the Longhorns for the first game in school history with three receivers with more than 100 yards in a game ... Connected with Jefferson on a 61-yard TD on third-and-sixteen with 2:27 remaining in the game to seal the Tigers' victory ... Named the SEC Offensive Player of the Week, Davey O'Brien National Quarterback of the Week and Maxwell Award Player of the Week after his performance at Texas ... Opened the 2019 season against Georgia Southern by leading the LSU offensive to fives-straight touchdown drives ... Finished 23-of-27 for 278 yards and five touchdowns ... Tied the school record for touchdown passes in a game with five against Georgia Southern ... Named the SEC Offensive Player of the Week.

JOE BURROW'S CAREER STATISTICS

PASSING

YEAR	G-GS	COMP	ATT	PCT.	YDS	TD	INT	LONG
2018	13-13	219	379	57.8	2,894	16	5	71 (TD)
2019	9-9	236	299	78.9	3,198	33	4	65
LSU TOTAL	22-22	455	678	67.1	6,092	49	9	71

RUSHING

YEAR	ATT	YDS	AVG.	TD	LONG
2018	128	399	3.1	7	59
2019	66	189	2.9	3	21
TOTAL	194	588	3.0	10	59

JOE BURROW'S CAREER PASSING HIGHS

Completions: 32 vs. Auburn, 2019

Attempts: 42 vs. Auburn, 2019

Yards: 471 at Texas, 2019

Long: 71 at Auburn, 2018

Touchdowns: 6 at Vanderbilt, 2019

JOE BURROW'S CAREER RUSHING HIGHS

Attempts: 29 at Texas A&M, 2018

Yards: 100 at Texas A&M, 2018

Long: 59 vs. Georgia, 2018

Touchdowns: 3 at Texas A&M, 2018

JOE BURROW IN THE LSU RECORD BOOKS

PASSING RECORDS

Passing Yards (Game)

No. 2	471 at Texas (2019)
No. 4	398 at Vanderbilt (2019)
No. 5	394 vs. Central Florida (2019 Fiesta Bowl)
No. 7	393 at Alabama (2019)

Passing Yards (Season)

No. 2	3,198 (2019)
No. 5	2,984 (2018)

TD Passes (Game)

No. 1	6 at Vanderbilt (2019)
No. 2	5 vs. Georgia Southern (2019) and vs. Utah State (2019)

TD Passes (Season)

No. 1	33 (2019)
-------	-----------

Attempts (Season)

No. 1	379 (2018)
-------	------------

Completions (Game)

No. 3	32 vs. Auburn (2019)
No. 4	31 at Texas (2019) and at Alabama (2019)
No. 10	27 vs. Utah State (2019)

Completions (Season)

No. 1	236 (2019)
No. 4	219 (2018)

Completion Percentage (Game)

No. 3	87.5, 21-24 vs. Northwestern State (2019) and vs. Florida (2019)
-------	--

Consecutive Passes Without an Interception (Game)

No. 6	38 vs. Texas A&M
-------	------------------

Consecutive Passes Without an Interception (Season)

No. 1	158 (2018)
-------	------------

Consecutive Completions

No. 3	13 at Alabama (2019)
No. 5	12 at Vanderbilt (2019) and vs. Florida (2019)

Pass Yards Gained Per Play (Game)

No. 4	11.58 vs. Central Florida (2019 Fiesta Bowl)
-------	--

Passing Yards Per Game (Season)

No. 5	222.6 (2018)
-------	--------------

300-Yard Passing Games (Season)

No. 1	7 (2019)
-------	----------

300-Yard Passing Games (Career)

No. 1	9
-------	---

RUSHING RECORDS

Rushing Touchdowns by a QB (Game)

tNo. 1	3 vs. Texas A&M (2018)
--------	------------------------

Rushing Touchdowns by a QB (Season)

tNo. 1	7 (2018)
--------	----------

Rushing Yards by a QB (Game)

tNo. 8	100 vs. Texas A&M (2018)
--------	--------------------------

Rushing Yards by a QB (Season)

No. 5	399 (2018)
-------	------------



44 TORY CARTER

Fullback

6-2 • 259 • Jr. • 2L

Valdosta, Ga.

Lee County High School

JUNIOR SEASON (2019)

Played in games against Georgia Southern, Texas, Northwestern State, Florida, Mississippi State, Auburn and Alabama at tight end and on special teams ... Made his first catch of the season for seven yards against Northwestern State.

TORY CARTER'S CAREER STATISTICS

RUSHING

YEAR	G-GS	ATT	YDS.	TD	LONG
2017	12-1	0	0	0	0
2018	12-4	2	4	0	2
2019	7-0	0	0	0	0
Total	30-5	2	4	0	2

RECEIVING

YEAR	REC.	YDS.	TD	LONG
2017	6	61	1	28
2018	4	39	1	12
2019	1	7	0	7
Total	11	107	2	28



18 K'LAVON CHAISSON

Outside Linebacker

6-4 • 238 • So. • 1L

Houston, Texas

North Shore High School

18

- 2019 No. 18 Jersey
- 2018 SEC Academic Honor Roll
- 2017 SEC Academic Honor Roll
- 2017 Freshman All-SEC

SOPHOMORE SEASON (2019)

A disruptor on the edge ... Fifth on the LSU team in tackles with 37 ... Set a career high in tackles with 10 and tallied 3.5 tackles for loss at Alabama ... Finished against No. 9 Auburn with six tackles and a QB hurry ... Credited with two QB hurries, a pass breakup and a pair of tackles at Mississippi State ... LSU's leading tackler against Florida with eight tackles, three tackles for loss and a sack ... Stopped Florida quarterback Kyle Trask on 4th and Goal for a loss of two yards with less than a minute remaining to seal the win for the Tigers ... Returned to the field against Utah State after missing games against Northwestern State and Vanderbilt ... Recorded five tackles at Texas ... Returned to the field for the season opener against Georgia Southern after missing the 2018 season with a torn ACL ... Totaled five tackles and recorded his first forced fumble against GS.

K'LAVON CHAISSON'S CAREER HIGHS

Tackles: 10 at Alabama, 2019

Tackles for Loss: 3.5 at Alabama, 2019

Sacks: 2.0 vs. Chattanooga, 2017

Force Fumbles: 1 vs. Georgia Southern, 2019

Quarterback Hurries: 2 at Mississippi State, 2019

Interceptions: 0

Pass Breakups: 1, 3x (Last: at Mississippi State, 2019)

K'LAVON CHAISSON'S CAREER STATS

YEAR	G-GS	UT	AT	TT	TFL	Sacks	PD	QBH	INT	FF	FR
2017	12-3	9	18	27	4.5-20	2.0-15	2	2	0	0	0
2018	1-1	3	2	5	1.0-8	1.0-8	0	1	0	0	0
2019	7-7	18	19	37	8.0-48	2.0-21	1	5	0	1	0
Totals	20-11	30	39	69	13.5-76	5.0-44	3	6	0	1	0

JUNIOR SEASON (2019)



77 SAAHDIQ CHARLES

Offensive Tackle

6-5 • 305 • Jr. • 2L

Jackson, Miss.

Madison-Ridgeland Academy

LSU's starting left tackle against Texas, Vanderbilt, Florida, Auburn and Alabama ... Helped the Tigers to more than 559 yards, including 166 on the ground ... Graded out at 88 percent against one of the top defenses in the nation in No. 9 Auburn, leading the way for Clyde Edwards-Helaire's 136 yards on the ground and another 300-yard passing game for Joe Burrow ... Played all 50 snaps against the vaunted Gators line and earned an overall grade of 91 percent and totaled a pair of finishes ... Had one knockdown in games against the Commodores and Longhorns... Helped pave the way for Clyde Edwards-Helaire's 87 yards on the ground and quarterback Joe Burrow's 471 yards through the air at Texas.

SOPHOMORE SEASON (2019)



1 JA'MARR CHASE

Wide Receiver

6-1 • 205 • So. • 1L

Harvey, La.

Archbishop Rummel High School

Second on the team in receptions (49) and receiving yards (889) and the team leader in touchdowns with ten ... Owns five, 100-yard receiving games ... Totaled six receptions on 140 yards and a touchdown at Alabama ... LSU's leading receiver against No. 9 Auburn with 123 yards on eight receptions ... Finished with 48 yards and one TD on five receptions at Mississippi State ... Led the Tigers with 127 yards on seven receptions and two touchdowns against No. 7 Florida ... Put the Tigers up 7-0 on a 9-yard touchdown from Joe Burrow ... Sealed the top-10 win with a 54-yard touchdown with 5:43 remaining in the game ... Totaled three receptions on 54 yards with one touchdown against Utah State ... Set career highs with 10 receptions for 229 yards and four touchdowns ... Became the third player in school history with four or more touchdowns in a game and the first since 1989 ... His 229 receiving yards against Vanderbilt marked the fourth most in school history ... The first LSU receiver with 200-plus yards since Odell Beckham Jr. against Furman in 2013 ... Totaled a career high 147 yards on six receptions against Texas ... A part of the first trio in school history, along with Justin Jefferson and Terrace Marshall, to finish with 100 receiving yards in a game ... Started the season opener against Georgia Southern and made a pair of catches for 21 yards and a touchdown.

JA'MARR CHASE'S CAREER HIGHS

Receptions: 10 at Vanderbilt, 2019

Receiving yards: 229 at Vanderbilt, 2019

Touchdowns: 4 at Vanderbilt, 2019

Long reception: 64 at Vanderbilt, 2019

JA'MARR CHASE'S CAREER RECEIVING STATISTICS

YEAR	G-GS	REC.	YDS.	TD	LONG
2018	13-7	23	313	3	45
2019	8-8	49	889	10	64 (TD)
TOTAL	21-15	72	1,202	13	64 (TD)

SOPHOMORE SEASON (2019)



35 DAMONE CLARK

Linebacker

6-4 • 238 • So. • 1L

Baton Rouge, La.

Southern Lab High School

Seventh on the LSU defense in tackles with 31 ... Has seen action in SEC games against Vanderbilt, Florida, Mississippi State, Auburn and Alabama ... Credited for a sack on Auburn quarterback Bo Nix for 14 yards ... Started against Northwestern State and finished third on the team in tackles with six ... Provided depth for the Tigers at Texas and finished with a pair of tackles at Texas... Made his first career start against Georgia Southern and finished second on the team in tackles with nine.

DAMONE CLARK'S CAREER HIGHS

Tackles: 9 vs. Georgia Southern, 2019
Tackles for Loss: 1.5 at Vanderbilt, 2019
Sacks: 1.5 at Vanderbilt, 2019

DAMONE CLARK'S CAREER STATISTICS

YEAR	G-GS	UT	AT	TT	TFL	SACKS	PD	QBH	INT	FF	FR
2018	13-0	0	1	1	0-0	0-0	0	0	0	0	0-0
2019	9-2	11	20	31	3.0-26	2.5-25	0	0	0	0	0-0
Total	22-2	11	21	32	3.0-26	2.5-25	0	0	0	0	0-0



79 LLOYD CUSHENBERRY III

Center

6-4 • 309 • Jr. • 2L

Carville, La.

Dutchtown High School

18

- 2019 No. 18 Jersey
- 2016 SEC First-Year Academic Honor Roll

JUNIOR SEASON (2019)

LSU's starting center in 21-straight games ... Has played 621 snaps and totaled 10 knockdowns in nine games ... The Tigers top lineman at Alabama at 96 percent, leading the offense to more than 500 yards of total offense ... Graded out at 92 percent overall with three knockdowns for the Tigers against No. 9 Auburn ... The leading lineman that blocked for Clyde Edwards-Helaire's 136 yards on the ground ... LSU's top lineman against Mississippi State with a 94 percent overall grade and a pair of finishes ... Graded out 92 percent overall against Florida with a knockdown ... A part of the line that did not allow a sack and led the offense to 511 yards of total offense against the Gators ... Played 87 snaps and graded out as the top lineman with a finish against Utah State ... The center in all 59 snaps against Northwestern State and Vanderbilt ... Played all 71 snaps against Texas and earned a knockdown ... The anchor of the line that racked up 472 yards of total offense in the season opener against Georgia Southern.



3 TYRION DAVIS-PRICE

Running Back

6-1 • 226 • Fr. • HS

Baton Rouge, La.

Southern Lab High School

FRESHMAN SEASON (2019)

Owens appearances in all nine games ... Second on the team in rushing yards with 227 and three touchdowns ... Carried the ball four times for 22 yards against No. 9 Auburn ... Rushed for 49 yards on six attempts at Mississippi State ... Entered the game in the third quarter against No. 7 Florida and gave LSU the lead with a career-long 33-yard run ... Ended with three rushes for 40 yards and the touchdown ... LSU's second-leading rusher with career high 54 yards on 11 carries against Utah State ... Ran for 19 yards and a touchdown on four carries in his first SEC game at Vanderbilt ... Scored his first career touchdown on a 1-yard run against Northwestern State ... Added another run with 2:12 left against the Demons on a 2-yard run ... Finished the night against NSU with 29 yards on seven carries ... Made his first career appearance against Georgia Southern and totaled five carries for 11 yards as well as a pair of catches for 24 yards.

TYRION DAVIS PRICE'S CAREER RUSHING HIGHS

Rush attempts: 11 vs. Utah State, 2019
Rushing yards: 53 vs. Utah State, 2019
Rushing TDs: 2 vs. Northwestern State, 2019
Longest Rush: 33 vs. Florida, 2019

TYRION DAVIS PRICE'S CAREER RECEIVING HIGHS

Receptions: 2, 2x (Last: vs. Northwestern State, 2019)
Receiving yards: 24 vs. Northwestern State, 2019
Touchdowns: 0
Long reception: 18 vs. Northwestern State, 2019

TYRION DAVIS PRICE'S CAREER RUSHING STATISTICS

YEAR	G-GS	Att.	Yards	TD	Long
2019	8-0	41	223	3	33 (TD)
TOTAL	8-0	41	223	3	33 (TD)



76 AUSTIN DECULUS

Offensive Tackle

6-7 • 321 • Jr. • 2L

Mamou, La.

Cy-Fair High School (Cypress, Texas)

JUNIOR SEASON (2019)

LSU's starting right tackle for the last 20 games ... Played 527 snaps in eight games and is third on the team in knockdowns with ten ... Graded out at 88 percent and totaled three knockdowns against No. 9 Auburn ... Put together the best game of his career and graded out as the top tiger lineman at 96 percent with a pair of finishes at Mississippi State ... A part of the line that did not allow a sack and led the offense to 511 yards of total offense against the Gators.



7 GRANT DELPIT

Safety

6-3 • 203 • Jr. • 2L

Houston, Texas

IMG Academy

- 2018 Unanimous All-American
- 2018 First Team All-American
(Walter Camp, AP, FWAA, Sporting News, AFCA, Sports Illustrated)
- 2018 Jack Tatum Award Winner (Columbus Ohio Touchdown Club)
- 2018 Nagurski Trophy Finalist
- 2018 Thorpe Award Semifinalist
- 2018 First Team All-SEC (Coaches, AP)
- 2018 SEC Defensive Player of the Week (vs. Mississippi State)
- 2018 Bednarik Award Player of the Week (vs. Mississippi State)

JUNIOR SEASON (2019)


LSU's starting safety in the last 23 games ... Third on the team in tackles with 45 ... Credited with five tackles and a PBU against No. 9 Auburn ... Set a career high in tackles with 11 at Mississippi State ... LSU's leading tackler against No. 7 Florida with eight ... Credited for a pair of huge pass breakups against the Gators ... Intercepted Utah State quarterback Jordan Love and finished with three tackles ... Second on the team in tackles with six and added a PBU at Vanderbilt ... Finished with three tackles at Texas and against Northwestern State ... Totaled five tackles, 1.5 tackles for loss and a fumble recover in the season opener against Georgia Southern.

GRANT DELPIT'S CAREER HIGHS

Tackles: 11 at Mississippi State, 2019
Tackles for loss: 2.5 vs. Ole Miss, 2018
Sacks: 1, 5x (Last: vs. Arkansas, 2018)
Interceptions: 2, vs. Mississippi State, 2018
Pass breakups: 3 at Texas A&M, 2018
Fumble recoveries: 1, 2x (Last: vs. Georgia Southern, 2019)

GRANT DELPIT'S CAREER STATISTICS

YEAR	G-GS	UT	AT	TT	TFL	SACKS	PD	QBH	INT	FF	FR
2017	13-10	36	24	60	3.5-5	0.0-0	9	1	1-0	0	0-0
2018	13-13	46	28	74	9.5-53	5.0-44	14	4	5-1	1	1-0
2019	9-9	27	18	45	1.5-3	0-0	5	1	1-0	0	1-0
Total	35-32	109	70	179	14.5-61	5.0-44	28	6	7-1	1	2-0



19 DERRICK DILLON

Wide Receiver
5-11 • 184 • Sr. • 3L
Franklinton, La.
Pine High School

SENIOR SEASON (2019)

The Tigers' starting wide receiver against Northwestern State, Utah State and Florida ... Owns two touchdowns and 152 receiving yards on nine catches in 2019 ... Connected with Joe Burrow on a 37-yard TD at Mississippi State, which tied Burrow for the single-season passing touchdown record and broke the record for touchdowns by a QB in a season ... Finished with 42 yards on four catches and his first TD of the season ... In the start against Northwestern State, totaled three receptions for 41 yards ... Made one reception for 32 yards in the season opener against Georgia Southern.

DERRICK DILLON'S CAREER RECEIVING HIGHS

Receptions: 5 vs. Rice, 2018
 Receiving yards: 86 vs. UCF, 2019 Fiesta Bowl
 Receiving TDs: 1, 4x (Last: vs. Utah State, 2019)
 Long Reception: 71 (TD) vs. Auburn, 2018

DERRICK DILLON'S CAREER RUSHING HIGHS

Rushing attempts: 2, 4x (Last: at Alabama, 2017)
 Rushing yards: 30 vs. Florida, 2017
 Rushing TDs: 0
 Long rush: 30 vs. Florida, 2017

DERRICK DILLON'S CAREER RECEIVING STATISTICS

YEAR	G-GS	REC.	YDS.	TD	LONG
2016	8-0	0	0	0	0
2017	13-3	14	125	0	16
2018	13-5	22	307	2	71 (TD)
2019	9-3	9	152	2	37 (TD)
TOTALS	43-13	45	584	4	71 (TD)

DERRICK DILLON'S CAREER RUSHING STATISTICS

YEAR	ATT.	YARDS	TD	LONG
2016	0	0	0	0
2017	15	86	0	30
2018	3	1	0	1
2019	0	0	0	0
TOTALS	18	87	0	30



22 CLYDE EDWARDS-HELAIRE

Running Back
5-9 • 212 • Jr. • 2L
Baton Rouge, La.
Catholic High School

• SEC Offensive Player of the Week (at Alabama)

JUNIOR SEASON (2019)

LSU's starting running back in nine eight games ... The team's leading rusher with 786 yards and 11 touchdowns ... Became the 50th player in LSU to go over 1,000 career rushing yards against Utah State ... Named the SEC Offensive Player of the Week after totaling 103 yards on the ground and three touchdowns on 20 carries at Alabama ... Also had nine receptions for 77 yards and a touchdown against the Crimson Tide ... Ran for 136 yards and a touchdown on 26 attempts against No. 9 Auburn ... Scored from six yards out with 4:58 left in the third quarter to give the Tigers the lead ... Against No. 7 Florida, rushed for 134 yards and two touchdowns on 13 attempts for an average of 10.3 yards per attempt ... Ripped off runs of 10, 57 and 39 against the Gators ... Scored on a 39-yard run in the first half and 5-yard run in the second half against UF ... Finished with 72 yards on 14 attempts against Utah State ... Surpassed 100 yards for the third time in his career with 106 yards and one touchdown on 14 attempts at Vanderbilt ... Rushed for 50 yards and career-high two touchdowns on 13 attempts against Northwestern State ... Totaled 87 yards on 15 attempts against the Longhorn ... Scored a crucial 12-yard touchdown against UT with 9:58 remaining in the fourth quarter to extend LSU's lead to 9 ... Started his first career game in the season opener against Georgia Southern and was LSU's leading rusher with 45 yards and one touchdown on nine carries ... Also finished with a career high four receptions for 31 yards.

CLYDE EDWARDS-HELAIRE'S CAREER RUSHING HIGHS

Rushing attempts: 26 vs. Auburn, 2019
 Rushing yards: 145 vs. Georgia, 2018
 Rushing TDs: 3 at Alabama, 2019
 Long rush: 57 vs. Florida, 2019

CLYDE EDWARDS-HELAIRE'S CAREER RECEIVING HIGHS

Receptions: 9 at Alabama, 2019
 Receiving yards: 77 at Alabama, 2019
 Receiving TDs: 1 at Alabama, 2019
 Long reception: 30 vs. Alabama, 2018

CLYDE EDWARDS-HELAIRE'S CAREER KICK RETURN HIGHS

Kick returns: 3, 3x (Last: vs. Northwestern State, 2019)
 Kick return yards: 110 vs. UCF, 2019 Fiesta Bowl
 Long kick return: 77 vs. UCF, 2019 Fiesta Bowl

CLYDE EDWARDS-HELAIRE'S CAREER RUSHING STATISTICS

YEAR	G-GS	No.	Yards	TD	Long
2017	13-0	9	31	0	10
2018	13-0	146	658	7	47
2019	9-9	135	786	11	57
TOTAL	35-9	290	1,475	18	47

CLYDE EDWARDS-HELAIRE'S CAREER RECEIVING STATISTICS

YEAR	Rec.	Yards	TD	Long
2017	3	46	0	27
2018	11	96	0	30
2019	28	202	1	15
TOTAL	35	344	1	30

CLYDE EDWARDS-HELAIRE'S CAREER KICKOFF RETURNS STATISTICS

YEAR	No.	Yards	TD	Long
2017	13	247	0	26
2018	17	416	0	77
2019	9	199	0	38
TOTAL	39	862	0	77



4 JOHN EMERY JR.

Running Back
6-0 • 203 • Fr. • HS
St. Rose, La.
Destrehan High School

FRESHMAN SEASON (2019)

Has earned at least one touch against Georgia Southern, Northwestern State, Vanderbilt, Utah State, Florida and Mississippi State ... Rushed for 45 yards on eight attempts and caught four passes for 34 yards against Utah State ... Totaled a career high 51 yards on nine rushes and a touchdown in his first SEC game at Vanderbilt ... Scored his first career touchdown against Northwestern State ... Made his first career appearance in the season opener against Georgia Southern and totaled 20 yards on six carries and made one reception for 17 yards.

JOHN EMERY JR.'S CAREER RUSHING HIGHS

Rushing attempts: 9 at Vanderbilt, 2019
 Rushing yards: 51 at Vanderbilt, 2019
 Rushing TDs: 1, 2x (Last: at Vanderbilt, 2019)
 Long rush: 21 at Vanderbilt, 2019

JOHN EMERY JR.'S CAREER RECEIVING HIGHS

Receptions: 4 vs. Utah State, 2019
 Receiving yards: 34 vs. Utah State, 2019
 Receiving TDs: 0
 Long reception: 17 vs. Georgia Southern, 2019

JOHN EMERY JR.'S CAREER RUSHING STATISTICS

YEAR	G-GS	No.	Yards	TD	Long
2019	6-0	29	115	2	21
TOTAL	6-0	29	115	2	21

JOHN EMERY JR.'S CAREER RECEIVING STATISTICS

YEAR	Rec.	Yards	TD	Long
2019	5	51	0	17
TOTAL	5	51	0	17



92 NEIL FARRELL JR.

Defensive End
6-5 • 295 • Jr. • 2L
Mobile, Ala.
Murphy High School

JUNIOR SEASON (2019)

LSU's starting defensive end in three games in 2019 ... The top defensive lineman in tackles and sixth overall on the team with 33 ... Helped force No. 9 Auburn into a three-and-out with a pair of tackles in the third quarter ... Credited with three tackles at Mississippi State ... Started his first SEC game against No. 7 Florida and finished as the team's leading lineman with four tackles ... In his second career start, sacked Utah State quarterback and ended the day with three tackles ... Finished with four tackles, 1.0 tackle for loss and three quarterback hurries at Vanderbilt ... Made his first career start against Northwestern State and finished as LSU's top lineman in tackles with six ... Finished as the top defensive lineman and third on the team in tackles with a career high of eight in the season opener against Georgia Southern.

NEIL FARRELL JR.'S CAREER HIGHS

Tackles: 8 vs. Georgia Southern, 2019
 Tackles for Loss: 1.5, 2x (Last: vs. Utah State, 2019)
 Sacks: 1.5 vs. Southeastern Louisiana, 2018

NEIL FARRELL JR.'S CAREER STATISTICS

YEAR	G-GS	UT	AT	TT	TFL	SACKS	PD	QBH	INT	FF	FR
2017	5-0	1	4	5	0.0-0	0.0-0	0	1	0	0	0
2018	10-0	10	13	23	4.0-22	1.5-14	1	2	0	0	0
2019	9-3	10	23	33	4.0-11	2.0-9	1	4	0	0	0
Total	24-3	21	40	61	8.0-33	3.5-23	2	7	0	0	0



91 BREDIDEN FEHOKO

Defensive Line
6-4 • 291 • Sr. • 1L
Honolulu, Hawaii
Farrington High School/Texas Tech

SENIOR SEASON (2019)


Has played in 17 career games with 12 starts for LSU ... Owns 13 tackles in 2019 ... Earned a tackle for loss on two tackles at Mississippi State ... Credited with a PBU and two tackles against No. 7 Florida ... Fourth on the team in tackles with three and also credited for a tackle for loss against Utah State ... Started at Vanderbilt and finished with four tackles and 2.5 tackles for loss ... Made his first start of 2019 against Northwestern State and earned a pair of tackles.

BREDIDEN FEHOKO'S CAREER HIGHS

Tackles: 6 vs. Southeastern Louisiana, 2018
 Tackles for Loss: 2.5, 2x (Last: vs. Auburn, 2019)
 Sacks: 1.0 vs. Southeastern Louisiana, 2018

BREDIDEN FEHOKO'S CAREER STATISTICS

YEAR	G-GS	UT	AT	TT	TFL	Sacks	PD	QBH	INT	FF	FR
2018	8-8	2	14	16	3.0-25	1.5-15	1	2	0	0	0-0
2019	9-4	6	7	13	5.0-19	0.5-5	0	1	0	0	0-0
Totals	17-12	8	21	29	8.0-44	2.0-20	1	3	0	0	0-0



48 BLAKE FERGUSON

Long Snapper
6-4 • 235 • Sr. • 3L
Smyrna, Ga.
Buford High School

- 2019 Campbell Award Semifinalist
- 2018 First Team All-America (Phil Steele Magazine)
- 2018 Permanent LSU Team Captain
- 2018 SEC Community Service Team
- 2018 SEC Football Leadership Council Chair
- 2018 LSU Graduate (B.A. Marketing)
- 2018 SEC Academic Honor Roll
- 2017 SEC Academic Honor Roll
- 2016 SEC Academic Honor Roll
- 2015 SEC First-Year Academic Honor Roll

SENIOR SEASON (2019)

On a streak of 47-straight games as LSU's long snapper.



1 KRISTIAN FULTON

Cornerback
6-0 • 192 • Sr. • 2L
New Orleans, La.
Archbishop Rummel High School

SENIOR SEASON (2019)

LSU's starting cornerback... Against No. 2 Alabama, allowed just one reception on two targets and added a PBU ... Allowed just three receptions on seven targets against No. 9 Auburn ... Targeted five times at Mississippi State and only allowed one reception ... Intercepted MSU QB Garrett Shrader and had two PBUs ... Credited with a PBU and totaled three tackles against No. 7 Florida ... Finished with three tackles against Utah State ... Third on the team with tackles and also credited for a PBU at Vanderbilt ... Totaled a pair of pass breakups at Texas.

KRISTIAN FULTON'S CAREER HIGHS

Tackles: 5, 2x (Last: at Vanderbilt, 2019)
 Tackles for Loss: 1.0 vs. Arkansas, 2018
 Interceptions: 1, 2x (Last: at Mississippi State, 2019)
 Pass Breakups: 2, 5x (Last: at Mississippi State, 2019)

KRISTIAN FULTON'S CAREER STATS

YEAR	G-GS	UT	AT	TT	TFL	Sacks	PD	QBH	INT	FF	FR
2016	3-0	1	1	2	0-0	0-0	0	0	0	0	0
2017	0-0	0	0	0	0-0	0-0	0	0	0	0	0
2018	10-10	20	5	25	1.0-7	0-0	10	0	1-0	1	0
2019	9-9	17	6	23	0-0	0-0	10	0	1-0	0	0
Totals	22-19	38	12	50	1.0-7	0-0	19	0	2-0	1	0



70 ED INGRAM

Offensive Guard

6-4 • 295 • So. • 1L

Desoto, Texas

Desoto High School

SOPHOMORE SEASON (2019)

Reinstated to the team on Sept. 20 ... Entered the game against No. 2 Alabama and played 27 snaps ... Played 32 snaps and credited for a pair of finishes against no. 9 Auburn ... Saw the field for 23 snaps and earned a finish at Mississippi State ... Played 14 snaps against No. 7 Florida ... Returned to the field against Utah State and played 45 snaps for the Tigers at left guard.



4 TODD HARRIS JR.

Safety

5-11 • 186 • Jr. • 2L

Maringouin, La.

Plaquemine High School

JUNIOR SEASON (2019)

Out for the season after suffering an injury against Northwestern State ... Was LSU's starting safety opposite of Grant Delpit ... Earned a tackle for loss at Texas ... Made his second career start in the season opener against Georgia Southern.

TODD HARRIS' CAREER HIGHS

Tackles: 12 vs. Alabama, 2018

Tackles for Loss: 1.5 at Texas, 2019

Sacks: 0

Interceptions: 1 vs. Alabama, 2018

Pass Breakups: 2 vs. UCF, 2019 Fiesta Bowl

TODD HARRIS JR.'S CAREER STATISTICS

YEAR	G-GS	UT	AT	TT	TFL	Sacks	PBU	QBH	INT	FF	FR
2017	13-0	0	4	4	0-0	0-0	0	0	0	0	0-0
2018	11-1	19	12	31	0-0	0-0	3	0	1-0	0	0-0
2019	3-1	3	0	3	1.0-4	0	0	0	0	0	0-0
Total	27-2	22	16	38	1.0-4	0-0	3	0	1-0	0	0-0



62 SIAKI IKA

Nose Tackle

6-4 • 347 • Fr. • HS

Salt Lake City, Utah

East High School

FRESHMAN SEASON (2019)

Has played at nose tackle in games against Alabama, Auburn, Mississippi State, Florida, Utah State, Northwestern State and Georgia Southern ... had a tackle and half tackle for loss at Alabama ... Provided depth for the Tigers and helped clog the middle with a pair of tackles against the Gators ... Credited for a pair of tackles against Utah State ... Finished the game against Northwestern State with two tackles and tackle for loss ... Made his first career appearance in the season opener against Georgia Southern and recorded one tackle. .

SIAKI IKA'S CAREER HIGHS

Tackles: 2, 2x (Last: vs. Utah State, 2019)

Tackles for Loss: 1.0 vs. Northwestern State, 2019

Sacks: 0

SIAKI IKA'S CAREER STATISTICS

YEAR	G-GS	UT	AT	TT	TFL	Sacks	PBU	QBH	INT	FF	FR
2019	7-0	4	4	8	1.5-3	0-0	0	0	0	0	0
Total	7-0	4	4	8	1.5-3	0-0	0	0	0	0	0



2 JUSTIN JEFFERSON

Wide Receiver

6-2 • 185 • Jr. • 2L

St. Rose, La.

Destrehan High School

JUNIOR SEASON (2019)

Owns six career 100-yard receiving game, including four in 2019 ... Leads the team in receptions with 62 and yards with 898 ... Second on the team in touchdowns with nine ... Made seven receptions for 79 yards on eight targets at No. 2 Alabama ... Five of his seven receptions went for first down against the Crimson Tide ... Caught seven passes for 60 yards against No. 9 Auburn ... LSU's leading receiver at Mississippi State with 89 yards and one touchdown on eight receptions ... Made history as he caught Joe Burrow's 29th touchdown pass on the season for the most LSU history on an 18-yard TD in the third quarter at Mississippi State ... Totaled 123 yards and one touchdown on 10 receptions against No. 7 Florida ... Connected in the redzone on a 7-yard pass from Joe Burrow against the Gators ... Scored on consecutive drives with touchdowns of four and 39 yards out against Utah State ... LSU's leading receiver with 155 yards on nine receptions ... Tied the game at Vanderbilt with a 4-yd TD pass from Joe Burrow ... Topped 100 yards with 125 yards on five receptions against Northwestern State ... LSU's leading receiver at Texas with a career high 163 yards on nine receptions and three touchdowns ... Scored the game-clinching touchdown on third-and-sixteen with a 61-yard touchdown with 2:27 left in the game ... A part of the first trio in school history, along with Ja'Marr Chase and Terrace Marshall, to finish with 100 receiving yards in a game ... LSU's leading receiver in the season opener against Georgia Southern with 87 yards on five receptions and a touchdown.

JUSTIN JEFFERSON'S CAREER HIGHS

Receptions: 10 vs. Florida, 2019

Receiving Yards: 163 at Texas, 2019

Receiving TDs: 3 at Texas, 2019

Longest Reception: 65 vs. Ole Miss

Rush attempts: 1, 6x (Last: vs. UCF, 2019 Fiesta Bowl)

Rushing yards: 19 vs. Ole Miss, 2018

Rushing TDs: None

Longest Rush: 19 vs. Ole Miss, 2018

JUSTIN JEFFERSON'S CAREER RECEIVING STATISTICS

YEAR	G-GS	REC.	YDS.	TD	LONG
2017	7-0	0	0	0	0
2018	13-12	54	875	6	65 (TD)
2019	9-9	62	898	9	61 (TD)
TOTAL	29-21	116	1,773	15	65 (TD)

JUSTIN JEFFERSON'S CAREER RUSHING STATISTICS

YEAR	ATT.	YARDS	TD	LONG
2017	1	4	0	4
2018	5	26	0	19
2019	0	0	0	0
TOTAL	6	30	0	19



90 RASHARD LAWRENCE

Defensive End

6-3 • 317 • Sr. • 3L

Monroe, La.

Neville High School

SENIOR SEASON

LSU's starting end against Georgia Southern, Texas, Mississippi State, Auburn and Alabama ... Missed games against Northwestern State, at Vanderbilt and against Utah State with an injury ... The top lineman against the Crimson Tide with four tackles and two crucial pass breakups ... In his first start since being out with an injury, Finished with three tackles and his first career fumble recovery against Mississippi State... Returned to the field against No. 7 Florida and credited with a QB hurry ... Forced his first career fumble and recorded a sack in the season opener against Georgia Southern.

RASHARD LAWRENCE'S CAREER HIGHS

Tackles: 8 vs. Mississippi State, 2018

Tackles for Loss: 4.0 vs. UCF, 2019 Fiesta Bowl

Sacks: 2.0 vs. UCF, 2019 Fiesta Bowl

Force Fumble: 1 vs. Georgia Southern, 2019

Fumble Recovery: 1 at Mississippi State, 2019

RASHARD LAWRENCE'S CAREER STATISTICS

YEAR	G-GS	UT	AT	TT	TFL	Sacks	PD	QBH	INT	FF	FR
2016	9-0	2	4	6	1.0-5	1.0-5	0	0	0	0	0-0
2017	10-10	11	21	32	3.5-20	1.5-12	1	3	0	0	0-0
2018	13-13	23	31	54	10.5-48	4.0-24	3	2	0	0	0-0
2019	6-5	4	7	11	1.5-17	1.5-17	3	1	0	1	1-0
Totals	38-28	40	63	103	16.5-90	8.0-58	7	6	0	1	0-0



68 DAMIEN LEWIS

Guard

6-3 • 322 • Sr. • 1L

Canton, Miss.

Canton High School/Northwest Mississippi CC

SENIOR SEASON (2019)

Has started at right guard in every game of his career ... Owns 608 snaps in 2019 for second on the team... Leads the team in knockdowns with 22 in nine games ... Limited the dominant Alabama line and graded out at 93 percent overall with a finish ... Helped lead Clyde Edwards-Helaire to another 100-yard rushing game against No. 9 Auburn ... Played all 61 snaps against Mississippi State and finished as the second-best lineman ... Graded out at 93 percent overall against No. 7 Florida after not allowing the Gators a sack and leading the Tigers to more than 500 yards ... The second best overall grade against Utah State and totaled a team-high two finishes against Utah State ... Matched the season opener with five knockdowns against Texas ... Graded out as the highest rated lineman with five finishes on 56 snaps in the season opener against Georgia Southern.



97 GLEN LOGAN

Defensive End

6-4 • 297 • Jr. • 2L

Kenner, La.

Destrehan High School

SENIOR SEASON (2019)

Missed the games against Northwestern State and Vanderbilt with an injury ... Started games against Georgia Southern, Texas, Mississippi State and Auburn ... Credited with three tackles, a PBU and hurry against No. 9 Auburn ... Returned to the field against No. 7 Florida and totaled a pair of tackles and PBU ... Had three tackles and sack at Texas ... Finished with three tackles in the season opener against Georgia Southern.

GLEN LOGAN'S CAREER HIGHS

Tackles: 7 vs. Florida, 2018

Tackles for Loss: 1, 2x (Last: at Texas, 2019)

Sacks: 1, 5x (Last: at Texas, 2019))

Quarterback Hurries: 2, 2x (Last: vs. Texas A&M, 2018)

GLEN LOGAN'S CAREER STATISTICS

YEAR	G-GS	UT	AT	TT	TFL	SACKS	PD	QBH	INT	FF	FR
2017	12-2	0	17	17	1.0-2	0.5-2	0	1	0	0	0-0
2018	13-10	10	36	46	4.5-30	4.0-29	1	5	0	0	0-0
2019	6-5	4	8	12	1.5-2	1-1	2	1	0	0	0-0
Total	31-17	14	61	75	7.0-34	5.5-32	3	7	0	0	0-0



73 ADRIAN MAGEE

Offensive Line

6-4 • 335 • Sr. • 3L

Franklinton, La.

Franklinton High School

SENIOR SEASON (2019)

Owns 14 career starts, including nine at left guard in 2019 ... Second on the team in finishes with 15 ... Played 56 snaps against No. 2 Alabama and graded out at 90 percent with a finish ... Against No. 9 Auburn, played 66 snaps and earned a pair of finishes ... Totaled 40 snaps and finished with a pair of finishes at Mississippi State ... Played 35 snaps against No. 7 Florida and did not allow a sack and finished with 500-plus yards on offense ... Totaled 52 snaps against Utah State and graded out at 84 percent overall and did not allow a sack ... Played 43 snaps at Northwestern State and led the team in knockdowns with seven ... The Tigers' left guard for all 71 snaps at Texas and earned a finish ... Played 51 total snaps and earn the third-highest grade, highlighted by a pair of finishes.



6 TERRACE MARSHALL JR.

Wide Receiver

6-4 • 209 • So. • 1L

Bossier City, La.

Parkway High School

SOPHOMORE SEASON (2019)

Suffered an injury against Vanderbilt and missed the Utah State, Florida and Mississippi State games ... Made two receptions for 45 yards and a touchdown at No. 2 Alabama ... Returned to the field after missing three games and connected with quarterback Joe Burrow for a pair of catches for 29 yards against No. 9 Auburn ... Finished with four receptions for 75 yards before leaving with the injury at Vandy ... Connected with Burrow for two touchdowns and finished with a total of 75 yards on six receptions against Northwestern State ... Provided crucial catches for LSU in the win over Texas ... Of his career high six receptions for 123 yards against the Longhorns, five went for first downs with the other going for a touchdown ... A part of the first trio in school history, along with Justin Jefferson and Ja'Marr Chase, to finish with 100 or more receiving yards in a game ... Recorded his first career score on an 8-yd pass from Burrow in the second quarter against Georgia Southern ... Went on to score on LSU's next two drives on passes from Burrow ... Became the first LSU receiver since Travin Dural against Sam Houston State in 2014 to have three touchdowns in a game.

TERRACE MARSHALL'S CAREER HIGHS

Receptions: 6, 2x (Last: vs. Northwestern State, 2019)

Receiving Yards: 123 at Texas, 2019

Receiving TDs: 3 vs. Georgia Southern, 2019

Longest Reception: 52 vs. Ole Miss, 2018

TERRACE MARSHALL'S CAREER RECEIVING STATISTICS

YEAR	G-GS	REC.	YDS.	TD	LONG
2018	13-1	12	192	0	52
2019	6-6	24	378	8	38
TOTAL	19-7	36	570	8	52



81 THADDEUS MOSS

Tight End

6-3 • 225 • Jr. • RS

Charlotte, N.C.

Mallard Creek High School/North Carolina State

JUNIOR SEASON (2019)

LSU's starting tight end in eight in 2019 ... Fourth on the team in yards with 292 ... Finished with six catches for 46 yards at No. 2 Alabama, including a stunning catch in the at the one-yard line that set up Clyde Edwards-Helaire for a rushing touchdown ... Made a career-high seven catches for 45 yards against No. 9 Auburn ... Connected with QB Joe Burrow for 48 yards on three receptions ... Finished with three receptions for 38 yards with two of the catches going for first down against the seventh-ranked Gators ... Made his first career touchdown reception against Utah State on an eight-yard pass from Joe Burrow ... Had one reception for 15 yards and a first down at Texas ... Made his debut for LSU and earned his first career start, totaling two receptions for 61 yards.

THADDEUS MOSS' CAREER HIGHS

Receptions: 7 vs. Auburn, 2019

Receiving Yards: 61 vs. Georgia Southern, 2019

Receiving TDs: 1 vs. Utah State, 2019

Longest Reception: 44 vs. Georgia Southern, 2019

THADDEUS MOSS' CAREER RECEIVING STATISTICS

YEAR	G-GS	REC.	YDS.	TD	LONG
2019	8-8	27	292	1	44
TOTAL	8-8	27	292	1	44



6 JACOB PHILLIPS

Linebacker

6-4 • 229 • Jr. • 2L

Nashville, Tenn.

East Nashville High School

• **2018 SEC Defensive Player of the Week (vs. Miami)**

JUNIOR SEASON (2019)

LSU's leading tackler in 2019 with 71... Totaled seven tackles for the Tigers at No. 2 Alabama ... Credited with seven tackles for second on the team along with a sack and QB hurry against No. 9 Auburn ... Second in tackles at Mississippi State with eight ... Finished with four tackles and a QB hurry against No. 7 Florida ... Second on the team in tackles against Utah State with five ... Hit double-digit tackles for the second time in 2019 with 10 and finished with three tackles for loss at Vanderbilt ... Totaled eight tackles against Northwestern State ... Third on the team at Texas in tackles with seven ... Opened the 2019 season against Georgia Southern as LSU's leading tackler with 10.

JACOB PHILLIPS' CAREER HIGHS

Tackles: 13 vs. Louisiana Tech, 2018

Tackles for Loss: 3.0 at Vanderbilt, 2019

Sacks: 1, 2x (Last: vs. Auburn, 2019)

Interceptions: 1 vs. Miami, 2018

JACOB PHILLIPS' CAREER STATISTICS

YEAR	G-GS	UT	AT	TT	TFL	SACKS	PD	QBH	INT	FF	FR
2017	12-0	8	10	18	0.5-1	0.0-0	1	1	0	0	0-0
2018	12-11	32	55	87	5.5-13	1.0-6	4	5	1-45	0	0-0
2019	9-9	33	38	71	4.5-16	1.0-11	1	3	0-0	1	0-0
Total	33-20	73	103	176	10.5-30	2.0-17	6	9	1-45	1	0-0



8 PATRICK QUEEN

Linebacker

6-2 • 232 • Jr. • 2L

Ventress, La.

Livonia High School

JUNIOR SEASON (2019)

Fourth on the team in 2019 with 43 tackles ... LSU's starting linebacker in the last six games ... Intercepted Alabama quarterback Tua Tagavailoa with 15 second left in the half to set up a Tiger touchdown ... Second on the team in tackles with seven against No. 9 Auburn ... Credited for three tackles and one tackle for loss at Mississippi State ... Led the squad in tackles against No. 7 Florida with eight ... LSU's leading tackler in the start against Utah State and totaled a career high three tackles for loss ... Made his first start of 2019 at Vanderbilt ... Finished with four tackles at Northwestern State ... Fourth on the team in tackles with six at Texas ... Totaled a pair of tackles and recovered a fumble for 10 yards in the season opener against Georgia Southern.

PATRICK QUEEN'S CAREER HIGHS

Tackles: 9, 2x (Last: vs. UCF, 2019)

Tackles for Loss: 3.0 vs. Utah State, 2019

Sacks: 1.0 vs. UFC, 2019 Fiesta Bowl

Fumble Recoveries: 1 vs. Georgia Southern, 2019

PATRICK QUEEN'S CAREER STATISTICS

YEAR	G-GS	UT	AT	TT	TFL	SACKS	PD	QBH	INT	FF	FR
2017	13-0	2	4	6	0.5-1	0.0-0	0	0	0	0	0-0
2018	13-4	20	20	40	5.0-37	1.0-22	0	5	0	0	0-0
2019	9-6	20	23	43	5.0-19	0-5-4	2	0	1-16	0	1-10
Total	35-10	42	47	89	10.5-57	1.5-26	2	5	0	0	1-10



51 DARE ROSENTHAL

Offensive Tackle

6-8 • 333 • Fr. • RS

Ferriday, La.

Ferriday High School

REDSHIRT FRESHMAN SEASON (2019)

Started at left tackle against Northwestern State, Utah State and Mississippi State ... Played all 92 snaps against Vanderbilt ... Played 12 snaps at Vanderbilt ... Made his first career start at left tackle against Northwestern State ... Saw the first action of his career and totaled 30 snaps at left tackle in the season opener against Georgia Southern.



72 TYLER SHELVIN

Nose Tackle

6-3 • 362 • So. • 1L

Lafayette, La.

Notre Dame High School

SOPHOMORE SEASON (2019)

A big disruptor and LSU's starting nose tackle in eight games in 2019 ... Owns 29 tackles in 2019, which is second amongst defensive linemen ... Finished with three tackles against No. 2 Alabama ... Stuffed No. 9 Auburn on the line with five tackles ... A non-stop presence against No. 7 Florida with three tackles, tackle for loss and QB hurry ... Credited for four tackles and two PBU's at Vanderbilt ... Finished with three tackles against Northwestern State ... Made his first career start against Georgia Southern and finished with a career-high six tackles and a tackle for loss.

TYLER SHELVIN'S CAREER HIGHS

Tackles: 6 vs. Georgia Southern, 2019

Tackles for loss: 1.0, 3x (Last: vs. Florida, 2019)

Sacks: 1.0 vs. Rice, 2018

TYLER SHELVIN'S CAREER STATISTICS

YEAR	G-GS	UT	AT	TT	TFL	Sacks	PD	QBH	INT	FF	FR
2018	6-0	2	7	9	1.5-7	1.5-7	0	0	0	0	0
2019	9-8	8	21	29	2.5-4	0.0-0	2	1	0	0	0
Total	15-8	10	28	38	4.0-11	1.5-7	2	1	0	0	0



3 JACOBY STEVENS

Safety

6-2 • 225 • Jr. • 2L

Murfreesboro, Tenn.

Oakland High School

• 2019 SEC Defensive Player of the Week (at Mississippi State, vs. Auburn)

JUNIOR SEASON (2019)

Started at linebacker in the first three games before moving to safety ... Has been named SEC Defensive Player of the Week two weeks - at Mississippi State and vs. Auburn ... Second amongst the Tigers with seven tackles and 1.5 tackles for loss at No. 2 Alabama ... Second on the team in tackles with 56... Had his second-straight double-digit tackle game with 10 against No. 9 Auburn ... Named the SEC Player of the Week for the first time in his career after a sack, interception and eight-tackle game at Mississippi State ... Made a leaping one-handed catch to intercept Mississippi State quarterback Garrett Shrader, which ranked as the No.3 play on SportsCenter's Top-10 plays ... Finished second on the team in tackles with seven and a PBU against the Gators ... Returned home to Tennessee and finished with five tackles intercepted his second career pass ... Finished with a pair of tackles against Northwestern State ... Sacked Texas quarterback Sam Ehlinger and ended the night second in tackles with eight ... Finished with seven tackles against Georgia Southern.

JACOBY STEVENS' CAREER HIGHS

Tackles: 14 vs. Texas A&M, 2018

Tackles for Loss: 1.5 at Alabama, 2019

Sacks: 1.0, 3x (Last: at Mississippi State, 2019)

Interceptions: 1, 3x (Last: at Mississippi State, 2019)

Pass Breakups: 2, 2x (Last: vs. Florida, 2019)

Fumble Returns: 64 vs. Southeastern Louisiana, 2018

JACOBY STEVENS' CAREER STATISTICS

YEAR	G-GS	UT	AT	TT	TFL	SACKS	PD	QBH	INT	FF	FR
2017	6-1	0	0	0	0-0	0-0	0	0	0-0	0	0-0
2018	11-4	19	16	35	6.5-28	1.5-12	6	4	1-1	0	1-64
2019	9-9	30	26	56	4.0-7	2.0-2	6	0	2-9	0	0-0
Total	26-14	49	42	91	9.0-32	3.5-14	12	4	3-10	0	1-64



24 DEREK STINGLEY JR.

Cornerback

6-1 • 195 • Fr. • HS

Baton Rouge, La.

The Dunham School

• 2019 SEC Freshman of the Week (vs. Florida)

FRESHMAN SEASON (2019)

LSU's starting cornerback and punt returner ... Is the only freshman in college football selected as a semifinalist for the Bednarik Award, which goes to the top defensive player in the nation ... Has an interception in four of the last six games ... Ranks No. 1 in the SEC and 10th in the nation in passes defended with 13 ... Also ranks No. 1 in the SEC and seventh in the nation in interceptions with four ... Gave up just two receptions on 10 targets against No. 9 Auburn ... Was not targeted once at Mississippi State ... Against No. 7 Florida, finished with six tackles and intercepted Florida quarterback Kyle Trask in the fourth quarter in the end zone to stop the Gators ... Named the SEC Freshman of the Week after his performance against the Gators ... Intercepted his second pass against Utah State and totaled two tackles and a PBU against Utah State ... Had his first career interception and finished with a career high three PBUs at Vanderbilt ... Totaled a pair of PBUs against Northwestern State and returned three punts for 54 yards, including a long of 26 ... Locked down his side of the field against Texas with a pair of pass breakups ... Became the first true freshman in the last 34 seasons to start on the LSU defense ... Returned four punts for 52 yards, including a long of 32 on his first return in the season opener against Georgia Southern.

DEREK STINGLEY JR.'S CAREER HIGHS

Tackles: 6 vs. Florida, 2019

Tackles for Loss: 0

Sacks: 0

Interceptions: 1, 3x (Last: vs. Auburn, 2019)

Pass Breakups: 3 at Vanderbilt, 2019

Punt Returns: 4 vs. Georgia Southern, 2019

Punt Return Yards: 54 vs. Northwestern State, 2019


Long Punt Return: 32 vs. Georgia Southern, 2019

DEREK STINGLEY JR.'S CAREER DEFENSIVE STATISTICS

YEAR	G-GS	UT	AT	TT	TFL	SACKS	PD	QBH	INT	FF	FR
2019	9-9	20	3	23	0-0	0-0	13	0	3-0	0	0
Total	9-9	20	3	23	0-0	0-0	13	0	3-0	0	0

DEREK STINGLEY JR.'S CAREER PUNT RETURN STATISTICS

YEAR	No.	Yards	TD	Long
2019	15	146	0	32
TOTAL	15	146	0	32



38 ZACH VON ROSENBERG

Punter

6-5 • 245 • Jr. • 2L

Zachary, La.

Zachary High School

• 2018 Second Team All-SEC (AP)

• 2018 SEC Academic Honor Roll

• 2018 Ray Guy Award Ray's 8 (vs. Mississippi State)

• 2017 SEC Academic Honor Roll

• 2017 Freshman All-SEC

• 2017 SEC Special Teams Player of the Week (vs. Tennessee)

JUNIOR SEASON (2019)

Has punted just 30 times in 2019 for an average of 43.0 ... Fourteen of his 30 punts have been placed inside the 20 with just three touch backs ... Pinned Alabama inside its 10 twice ... Boomed six punts against No. 9 Auburn ... Punted five times for an average of 46.6 yards along with a long of 57 yards at Mississippi State ... Pinned Florida inside its own 20 on two punts, including a long of 49 yards ... Boomed a pair of punts, including a long of 55 against Utah State ... Punted five times for 211 yards, including a long of 56 at Vanderbilt ... Punted just once against Northwestern State for 36 yards and pinned it inside Northwestern State's 20 ... Totaled a pair of punts for 96 yards, including one inside Texas' 20 ... Boomed his three punts for 50-plus yards, pinning all three inside the 20 in the season opener against Georgia Southern.

ZACH VON ROSENBERG'S CAREER HIGHS

Punts: 7, 2x (Last: vs. Mississippi State, 2018)

Punting yards: 306 vs. Mississippi State, 2018

Punting Average: 52.8 vs. Auburn, 2018 (4 punts)


Longest punt: 65 vs. Louisiana Tech, 2018

Punts Downed Inside 20: 4 vs. Southeastern Louisiana, 2018

Punts of 50+ Yards: 3 vs. Georgia Southern, 2019

ZACH VON ROSENBERG'S CAREER PUNTING STATISTICS

YEAR	G	NO.	YARDS	AVG	LONG	TB	FC	I20	50+
2017	11	36	1548	43.0	60	1	16	11	4
2018	13	51	2330	45.7	65	1	24	18	12
2019	9	30	1291	43.0	57	3	10	14	9
Total	33	117	5,169	44.2	65	5	50	43	25



36 CADE YORK

Kicker

6-2 • 189 • Fr. • HS

McKinney, Texas

Prosper High School

• **2019 SEC Special Teams Player of the Week (at Texas)**

FRESHMAN SEASON (2019)

Has scored 88 points in 2019 ... Is 48-49 on PATS and 13-15 on field goals ... Connected on two crucial field goals in the first half against No. 2 Alabama from 40 and 45 yards out ... Made a 20-yard field goal to tie No. 9 Auburn going into the half ... Three-for-three on field goals at Mississippi State ... Connected on field goal from 25 yards out at Vanderbilt ... Made one field goal and was 8-for-9 against Northwestern State ... Was three-for-three from 36, 33 and 40 as well as a perfect 4-for-4 on PATs at Texas ... Made his debut against Georgia Southern and connected on both field goals from 39 and 48 yards out and 7-of-7 on PATs ... Became the first true freshman in the modern era to make a field goal in a season opener ... Also became the first true freshman to make his first two field goal attempts since David Browndyke made his first seven in 1986.

CADE YORK'S CAREER HIGHS

Points scored: 13, 2x (Last: at Texas, 2019)

Kick PATs: 8 vs. Northwestern State, 2019

Field goals made: 3, 2x (Last: at Mississippi State, 2019)

Field goal attempts: 3, 2x (Last: at Mississippi State, 2019)

Longest field goal: 48 vs. Georgia Southern, 2019

CADE YORK'S CAREER STATISTICS

FIELD GOALS

YEAR	G	FGM-FGA	<20	20-29	30-39	40-49	50+	LONG	PAT	POINTS
2019	9	13-15	0-0	6-6	3-3	4-5	0-1	48	49-53	88
Totals	9	13-15	0-0	6-6	3-3	4-5	0-1	48	49-53	88

Game 1

Georgia Southern	3	August 31, 2019
#6 LSU	55	Tiger Stadium
		Baton Rouge, La.
		97,420

LSU							
RUSHING	Att.	Gain	Lost	Net	TD	Long	
Clyde Edwards-Helaire	9	45	0	45	1	13	
Chris Curry	2	23	0	23	0	20	
John Emery Jr.	6	20	0	20	0	7	
Lanard Fournette	6	20	1	19	1	10	
Tyrion Davis-Price	5	13	2	11	0	8	
Myles Brennan	3	5	2	3	0	4	
Joe Burrow	1	2	0	2	0	2	
Team	1	0	1	-1	0	0	
PASSING	Att.	Comp		Int	Yds	TD	Long Sacks
Joe Burrow	23	27		0	278	5	44 0
Myles Brennan	7	12		0	72	0	32 0

RECEIVING	No.	Yds.	TD	Long		
Justin Jefferson	5	87	1	44		
Terrace Marshall Jr.	4	31	3	11		
Clyde Edwards-Helaire	4	31	0	15		
Lanard Fournette	3	16	0	10		
Thaddeus Moss	2	61	0	44		
Tyrion Davis-Price	2	24	0	15		
Ja'Marr Chase	2	21	1	13		
Chris Curry	2	14	0	9		
Derrick Dillon	1	32	0	32		
John Emery Jr.	1	17	0	17		
TK McLendon	1	12	0	12		
Trey Palmer	1	6	0	6		
Devonta Lee	1	-1	0	0		
Jamal Pettigrew	1	-1	0	0		

PUNTING	No.	Yds.	Avg.	Long	I20	TB
Zach Von Rosenberg	3	155	51.7	53	3	0

FIELD GOALS	Att.	Made	Long	KICKS	
Cade York	2	2	48	Made: 39, 48	

ALL RETURNS	Punts			Kickoffs			Interceptions		
	No.	Yds.	Lg.	No.	Yds.	Lg.	No.	Yds.	Lg.
Derek Stingley Jr.	4	52	32	0	0	0	0	0	0

Georgia Southern

RUSHING	Att.	Gain	Lost	Net	TD	Long	
Logan Wright	13	37	0	37	0	11	
JD King	11	23	0	23	0	5	
Matt LaRoche	5	17	0	17	0	7	
Justin Tomlin	4	8	4	4	0	5	
Shai Werts	6	10	17	-7	0	10	
PASSING	Att.	Comp		Int.	Yds.	TD	Long Sacks
Justin Tomlin	3	8		0	24	0	12 1
Shai Werts	1	3		0	0	0	0 1

RECEIVING	No.	Yds.	TD	Long		
Khaleb Hood	1	12	0	12		
Cam Brown	1	10	0	10		
Malik Murray	1	2	0	2		
Matt LaRoche	1	0	0	0		

PUNTING	No.	Yds.	Avg.	Long	I20	TB
Anthony Beck II	9	396	44.0	74	2	0

FIELD GOALS	Att.	Made	Long	KICKS	
Tyler Bass	1	1	47	Made: 47	

ALL RETURNS	Punts			Kickoffs			Interceptions		
	No.	Yds.	Lg.	No.	Yds.	Lg.	No.	Yds.	Lg.
Monquavion Brinson	0	0	0	1	13	13	0	0	0

No. 6 LSU Dominates Season Opener, 55-3

Joe Burrow tied a school record with five touchdown passes, as the sixth-ranked LSU football team scored on its first five possessions to batter Georgia Southern, 55-3, on Saturday night in Tiger Stadium. LSU (1-0) tied its second-most points in a season opener in the SEC era (since 1933), amassing 473 yards of total offense while holding the Georgia Southern (0-1) to only 98 in its first trip to Baton Rouge. Burrow, LSU's senior quarterback, was 23-of-27 for 278 yards and five touchdowns, tying Zach Mettenberger's school record set in 2013. All five of Burrow's scoring passes came in the first half. **Myles Brennan** entered in the third quarter and finished 7-of-12 passing for 72 yards. Fourteen different Tigers caught passes in the contest, as **Justin Jefferson** led the way with 78 yards on five catches including LSU's first touchdown of the night. Sophomore **Terrace Marshall Jr.** scored on three of his four receptions, TD's of 8, 3 and 11 yards. LSU was balanced offensively, rushing 33 times for 122 net yards. **Clyde Edwards-Helaire** had team highs of 45 yards on nine carries including a 1-yard touchdown on the Tigers' second drive. Georgia Southern managed only eight first downs and was 1-of-12 on third down against a fast and furious LSU defense coach Ed Orgeron challenged prior to the season to dominate opponents. **Rashard Lawrence** and **K'Lavon Chaisson** both forced fumbles recovered by **Patrick Queen** and **Grant Delpit**, respectively.

Scoring	1	2	3	4	F
GS	0	3	0	0	3
LSU	21	21	10	3	55
LSU	1Q	12:36	Chase 13 yd pass from Burrow (York kick)		
LSU	1Q	8:10	Edwards-Helaire 1 yd run (York kick)		
LSU	1Q	3:09	Jefferson 9 yd pass from Burrow (York kick)		
LSU	2Q	13:10	Marshall 8 yd pass from Burrow (York kick)		
LSU	2Q	9:58	Marshall 3 yd pass from Burrow (York kick)		
GS	2Q	5:13	Bass 47 yd field goal		
LSU	2Q	0:58	Marshall 11 yd pass from Burrow (York kick)		
LSU	3Q	10:48	York 39 yd field goal		
LSU	3Q	5:47	Fournette 3 yd run (York kick)		
LSU	4Q	10:58	York 48 yd field goal		

Team Stats	GS	LSU
FIRST DOWNS	8	22
FIRST DOWNS	8	22
Rushing	3	8
Passing	2	13
Penalty	3	1
NET YARDS RUSHING	74	122
Rushing Attempts	39	33
Average Per Rush	1.9	3.7
Rushing Touchdowns	0	2
Yards Gained Rushing	95	128
Yards Lost Rushing	21	6
NET YARDS PASSING	24	350
Completions-Attempts-Int	4-11-0	30-39-0
Average Per Attempt	2.2	9.0
Average Per Completion	6.0	11.7
Passing Touchdowns	0	5
TOTAL OFFENSE YARDS	98	472
Total offense plays	50	72
Average Gain Per Play	2.0	6.6
Fumbles: Number-Lost	2-2	0-0
Penalties: Number-Yards	5-20	7-70
PUNTS-YARDS	9-396	3-155
Average Yards Per Punt	44.0	51.7
Net Yards Per Punt	38.2	51.7
Inside 20	2	3
50+ Yards	2	3
Touchbacks	0	0
Fair catch	3	1
KICKOFFS-YARDS	2-105	10-650
Average Yards Per Kickoff	52.5	65.0
Net Yards Per Kickoff	40.0	41.2
Touchbacks	1	9
Fair Catch Yards	24	0
Punt returns: Number-Yards-TD	0-0-0	4-52-0
Average Per Return	0.0	13.0
Kickoff returns: Number-Yds-TD	1-13-0	0-0-0
Average Per Return	13.0	0.0
Interceptions: Number-Yds-TD	0-0-0	0-0-0
Fumble Returns: Number-Yds-TD	0-0-0	1-10-0
Miscellaneous Yards	0	0
Possession Time	28:32	31:28
1st Quarter	6:23	8:37
2nd Quarter	9:27	5:33
3rd Quarter	6:12	8:48
4th Quarter	6:30	8:30
Third-Down Conversions	1 of 12	8 of 14
Fourth-Down Conversions	0 of 0	1 of 1
Red-Zone Scores-Chances	0-0	7-7
Touchdowns	0-0	7-7
Field goals	0-0	0-7
Sacks By: Number-Yards	0-0	2-14
PAT Kicks	0-0	7-7
Field Goals	1-1	2-2
Points off turnovers	0	14

Game 2

#6 LSU45

#9 Texas38

September 7, 2019
DKR Texas Memorial
Austin, Texas
98,763

LSU									
RUSHING									
	Att.	Gain	Lost	Net	TD	Long			
Clyde Edwards-Helaire	15	91	4	87	1	24			
Lanard Fournette	3	12	3	9	0	9			
Joe Burrow	9	33	25	8	0	16			
Tyrion Davis-Price	1	0	0	0	0	0			
Team	1	0	2	-2	0	0			
PASSING									
	Att.	Comp		Int	Yds	TD	Long Sacks		
Joe Burrow	31	39		1	471	4	61*	4	
RECEIVING									
	No.	Yds.	TD	Long					
Justin Jefferson	9	163	3	61*					
Ja'Marr Chase	8	147	0	41					
Terrace Marshall Jr.	6	123	0	38					
Clyde Edwards-Helaire	4	15	0	6					
Lanard Fournette	2	3	0	2					
Thaddeus Moss	1	15	0	15					
Racey McMath	1	5	0	5					
PUNTING									
	No.	Yds.	Avg.	Long	I20	TB			
Zach Von Rosenberg	2	96	48.0	52	1	0			
FIELD GOALS									
	Att.	Made			Long KICKS				
Cade York	3	3	40	Made: 26, 33, 40					
ALL RETURNS									
	Punts			Kickoffs			Interceptions		
	No.	Yds.	Lg.	No.	Yds.	Lg.	No.	Yds.	Lg.
Derek Stingley Jr.	1	11	11	0	0	0	0	0	0
Texas									
RUSHING									
	Att.	Gain	Lost	Net	TD	Long			
Sam Ehlinger	19	90	30	60	1	17			
Roschon Johnson	7	32	0	32	0	7			
Keaontay Ingram	10	29	0	29	0	7			
Devin Duvernay	1	0	0	0	0	0			
PASSING									
	Att.	Comp		Int.	Yds.	TD	Long	Sacks	
Sam Ehlinger	31	47		0	401	4	55*	5	
Devin Duvernay	1	1		0	8	0	8	0	
RECEIVING									
	No.	Yds.	TD	Long					
Devin Duvernay	12	154	2	44					
Brennan Eagles	5	116	1	55*					
Keaontay Ingram	5	32	0	19					
Collin Johnson	3	49	0	19					
Roschon Johnson	3	17	0	7					
Jake Smith	1	20	1	20*					
Sam Ehlinger	1	8	0	8					
Reese Leitaio	1	7	0	7					
Cade Brewer	1	6	0	6					
PUNTING									
	No.	Yds.	Avg.	Long	I20	TB			
Anthony Beck II	3	132	44.0	55	1	1			
FIELD GOALS									
	Att.	Made			Long KICKS				
Tyler Bass	1	1	47	Made: 47					
ALL RETURNS									
	Punts			Kickoffs			Interceptions		
	No.	Yds.	Lg.	No.	Yds.	Lg.	No.	Yds.	Lg.
Jake Smith	1	2	2	0	0	0	0	0	0
Joseph Ossai	0	0	0	0	0	0	1	8	8

Burrow, LSU Make History in Win Over Texas

Quarterback **Joe Burrow** passed for 471 yards, as No. 6 LSU earned its first non-conference road victory over a AP Top-10 team in program history, 45-38, over No. 9 Texas. Burrow finished 31-of-39 passing for 471 yards and four touchdowns. LSU had three receivers record more than 100 yards in a single game for the first time in program history: **Justin Jefferson** had nine catches for 163 yards with three touchdowns; **Ja'Marr Chase** added eight catches for 147 yards; **Terrace Marshall Jr.** had six catches for 123 yards with a touchdown. Burrow's 471 passing yards rank second-most in LSU history behind Rohan Davey's 528 at Alabama in 2001. Running back **Clyde Edwards-Helaire** led the Tigers with 87 yards on 15 carries with a touchdown in the fourth quarter. LSU recorded five sacks and had two goal-line stands in the first quarter in which the Tigers turned Texas over on downs twice inside the 2-yard line.

Scoring		1	2	3	4	F
LSU		3	17	3	22	45
UT		0	7	14	17	38
LSU	1Q	8:04	York 36 yd field goal			
UT	2Q	10:29	Eagles 55 yd pass from Ehlinger (Dicker kick)			
LSU	2Q	7:30	Jefferson 6 yd pass from Burrow (York kick)			
LSU	2Q	1:41	Cade York 33 yd field goal, 10-65 2:54			
LSU	2Q	0:47	Jefferson 21 yd pass from Burrow (York kick)			
UT	3Q	6:51	Sam Ehlinger 2 yd run (Dicker kick)			
LSU	3Q	5:10	Cade York 40 yd field goal			
UT	3Q	2:36	Smith 20 yd pass from Ehlinger (Dicker kick)			
LSU	4Q	14:52	Marshall Jr. 26 yd pass from Burrow (York kick)			
UT	4Q	12:09	Duvernay 44 yd pass from Ehlinger (Dicker kick)			
LSU	4Q	9:58	Edwards-Helaire 12 yd run (York kick)			
UT	4Q	3:59	Cameron Dicker 47 yd field goal			
LSU	4Q	2:27	Jefferson 61 yd pass from Burrow (Ja'Marr Chase pass from Joe Burrow)			
UT	4Q	0:22	Duvernay 15 yd pass from Ehlinger (Dicker kick)			
Team Stats		LSU		UT		
FIRST DOWNS		28		30		
Rushing		8		6		
Passing		19		20		
Penalty		1		4		
NET YARDS RUSHING		102		121		
Rushing Attempts		29		37		
Average Per Rush		3.5		3.3		
Rushing Touchdowns		1		1		
Yards Gained Rushing		136		151		
Yards Lost Rushing		34		30		
NET YARDS PASSING		471		409		
Completions-Attempts-Int		31-39-1		32-48-0		
Average Per Attempt		12.1		8.5		
Average Per Completion		15.2		12.8		
Passing Touchdowns		4		4		
TOTAL OFFENSE YARDS		573		530		
Total offense plays		68		85		
Average Gain Per Play		8.4		6.2		
Fumbles: Number-Lost		0-0		1-0		
Penalties: Number-Yards		6-65		6-50		
PUNTS-YARDS		2-96		3-132		
Average Yards Per Punt		48.0		44.0		
Net Yards Per Punt		47.0		33.7		
Inside 20		1		1		
50+ Yards		1		1		
Touchbacks		0		1		
Fair catch		1		0		
KICKOFFS-YARDS		9-585		7-359		
Average Yards Per Kickoff		65.0		51.3		
Net Yards Per Kickoff		40.0		37.0		
Touchbacks		9		4		
Fair Catch Yards		0		43		
Punt returns: Number-Yards-TD		1-11-0		1-2-0		
Average Per Return		11.0		2.0		
Kickoff returns: Number-Yds-TD		0-0-0		0-0-0		
Average Per Return		0.0		0.0		
Interceptions: Number-Yds-TD		0-0-0		1-8-0		
Fumble Returns: Number-Yds-TD		0-0-0		0-0-0		
Miscellaneous Yards		0		0		
Possession Time		26:07		33:53		
1st Quarter		8:16		6:44		
2nd Quarter		8:29		6:31		
3rd Quarter		5:09		9:51		
4th Quarter		4:13		10:47		
Third-Down Conversions		6 of 12		8 of 15		
Fourth-Down Conversions		0 of 0		1 of 3		
Red-Zone Scores-Chances		5-5		3-5		
Touchdowns		2-5		3-5		
Field goals		3-5		0-5		
Sacks By: Number-Yards		5-28		4-25		
PAT Kicks		4-4		5-5		
Field Goals		3-3		1-1		
Points off turnovers		0		0		

Game 3

Northwestern St. 14 September 14, 2019
#4 LSU 65 Tiger Stadium
Baton Rouge, La.
100,334

LSU

RUSHING									
	Att.	Gain	Lost	Net	TD	Long			
Clyde Edwards-Helaire	13	51	1	50	1	13			
Joe Burrow	7	35	5	30	1	9			
Tyrion Davis-Price	7	29	0	29	2	10			
Myles Brennan	1	9	0	9	0	9			
Lanard Fournette	3	13	6	7	0	9			
Team	1	0	1	-1	0	0			
John Emery	3	4	6	-2	1	4			
PASSING									
	Att.	Comp		Int	Yds	TD	Long	Sacks	
Joe Burrow	21	24		1	373	2	65	1	
Myles Brennan	8	9		0	115	0	35	0	
RECEIVING									
	No.	Yds.	TD	Long					
Terrace Marshall Jr.	6	75	2	21					
Justin Jefferson	5	124	0	48					
Jaray Jenkins	5	67	0	35					
Stephen Sullivan	4	51	0	19					
Derrick Dillon	3	41	0	26					
Jontre Kirklin	2	75	0	65					
Tyrion Davis-Price	2	20	0	18					
Devonta Lee	1	28	0	28					
Tory Carter	1	7	0	7					
PUNTING									
	No.	Yds.	Avg.	Long	I20	TB			
Zach Von Rosenberg	1	36	36.0	36	1	0			
FIELD GOALS									
	Att.	Made	Long	KICKS					
Cade York	1	1	26	Made: 26					
ALL RETURNS									
	Punts			Kickoffs			Interceptions		
	No.	Yds.	Lg.	No.	Yds.	Lg.	No.	Yds.	Lg.
Derek Stingley Jr.	3	54	26	0	0	0	0	0	0
Trey Palmer	1	54	54	0	0	0	0	0	0
Clyde Edwards-Helaire	0	0	0	3	76	31	0	0	0

Northwestern State

RUSHING									
	Att.	Gain	Lost	Net	TD	Long			
Stadford Anderson	9	30	0	30	0	7			
Jared Wedt	7	18	2	16	0	6			
Shelton Eppler	1	4	0	4	0	4			
JaQuan Jackson	1	2	0	2	0	2			
Trevor Morgan	2	1	0	1	0	1			
Kaleb Fletcher	2	1	2	-1	0	1			
Bryce Rivers	1	0	6	-6	0	0			
PASSING									
	Att.	Comp		Int.	Yds.	TD	Long	Sacks	
Shelton Eppler	21	38		0	225	2	28	0	
Bryce Rivers	2	3		0	7	0	8	1	
RECEIVING									
	No.	Yds.	TD	Long					
Quan Shorts	8	66	1	17					
David Fitzwater	3	68	1	27					
Akile Davis	3	37	0	28					
Gavin Landry	2	8	0	4					
Trevor Morgan	2	7	0	8					
Corey Smallwood	1	17	0	17					
Jared West	1	12	0	12					
Levar Gumms	1	8	0	8					
Tanner Ash	1	6	0	6					
Myles Ward	1	3	0	3					
PUNTING									
	No.	Yds.	Avg.	Long	I20	TB			
Parker Pastorello	7	290	41.4	49	1	0			
FIELD GOALS									
	Att.	Made	Long	KICKS					
Scotty Roblow	1	0	--	Miss: 34					
ALL RETURNS									
	Punts			Kickoffs			Interceptions		
	No.	Yds.	Lg.	No.	Yds.	Lg.	No.	Yds.	Lg.
Myles Ward	0	0	0	1	16	16	0	0	0
Dylan Wilson	0	0	0	0	0	0	1	8	8

LSU Wins 800th Game in Big Win Over Demons

No. 4-ranked LSU Football amassed 610 yards of total offense to become the 12th program in NCAA Division I history to win 800 games, as the Tigers defeated Northwestern State, 65-14, on Saturday in Tiger Stadium. LSU (3-0), which passed for at least 300 yards for the fourth-straight game, scored 48 unanswered points to end the contest including a 41-0 second-half shutout. Senior quarterback **Joe Burrow** led the way for the nearly unstoppable Tigers offense, completing 21-of-24 passes for 373 yards with two touchdowns and an interception that led the the Demons' second-quarter touchdown. Wide receiver **Justin Jefferson** led the way with 124 yards on five carries, while **Terrace Marshall Jr.** caught touchdown passes of 14 and 6 yards on his way to 75 receiving yards on a team-high six receptions. LSU's **Clyde Edwards-Helaire** and freshman **Tyrion Davis-Price** each scored a pair of rushing touchdowns, while Burrow scored from 5 yards with a third-quarter run.

Scoring		1	2	3	4	F
NSU		7	7	0	0	14
LSU		3	21	27	14	65
LSU	1Q	5:30	York 26 yd field goal			
NSU	1Q	0:16	Shorts 17 yd pass from Eppler (Roblow Kick)			
LSU	2Q	12:38	Edwards-Helaire 4 yd run (York kick)			
LSU	2Q	8:50	Marshall 14 yd pass from Burrow (York kick)			
NSU	2Q	5:38	Fitzwater 26 yd pass from Eppler (Roblow kick)			
LSU	2Q	3:27	Edwards-Helaire 3 yd run (York kick)			
LSU	3Q	13:19	Burrow 5 yd run (York missed kick)			
LSU	3Q	9:36	Marshall 6 yd pass from Burrow (York kick)			
LSU	3Q	6:26	Emery 4 yd run (York kick)			
LSU	3Q	2:16	Davis-Price 1 yd run (York kick)			
LSU	4Q	7:22	Palmer 54 yd punt return (York kick)			
LSU	4Q	2:12	Davis-Price 2 yd run (York kick)			

Team Stats		NSU	LSU
FIRST DOWNS		15	31
Rushing		3	12
Passing		10	18
Penalty		2	1
NET YARDS RUSHING		46	122
Rushing Attempts		23	35
Average Per Rush		2.0	3.5
Rushing Touchdowns		0	6
Yards Gained Rushing		56	141
Yards Lost Rushing		10	19
NET YARDS PASSING		232	488
Completions-Attempts-Int		23-41-0	29-33-1
Average Per Attempt		5.7	14.8
Average Per Completion		10.1	16.8
Passing Touchdowns		2	2
TOTAL OFFENSE YARDS		278	610
Total offense plays		64	68
Average Gain Per Play		4.3	9.0
Fumbles: Number-Lost		0-0	0-0
Penalties: Number-Yards		3-34	4-55
PUNTS-YARDS		7-290	1-36
Average Yards Per Punt		41.4	36.0
Net Yards Per Punt		26.0	36.0
Inside 20		1	1
50+ Yards		0	0
Touchbacks		0	0
Fair catch		1	0
KICKOFFS-YARDS		3-184	11-690
Average Yards Per Kickoff		61.3	62.7
Net Yards Per Kickoff		36.0	40.8
Touchbacks		0	9
Fair Catch Yards		0	0
Punt returns: Number-Yards-TD		0-0-0	4-108-1
Average Per Return		0.0	27.0
Kickoff returns: Number-Yds-TD		1-16-0	3-76-0
Average Per Return		16.0	25.3
Interceptions: Number-Yds-TD		1-8-0	0-0-0
Fumble Returns: Number-Yds-TD		0-0-0	0-0-0
Miscellaneous Yards		0	0
Possession Time		33:38	26:22
1st Quarter		10:25	4:35
2nd Quarter		7:00	8:00
3rd Quarter		6:45	8:15
4th Quarter		9:28	5:32
Third-Down Conversions		6 of 17	5 of 7
Fourth-Down Conversions		0 of 2	0 of 0
Red-Zone Scores-Chances		1-3	9-9
Touchdowns		1-3	8-9
Field goals		0-3	1-9
Sacks By: Number-Yards		1-5	1-6
PAT Kicks		2-2	8-9
Field Goals		0-1	1-1
Points off turnovers		0	0

Game 4

#4 LSU

Vanderbilt

66

38

September 21, 2019
Vanderbilt Stadium
Nashville, Tenn.
32,048

LSU

RUSHING	Att.	Gain	Lost	Net	TD	Long
Clyde Edwards-Helaire	14	114	8	106	1	46
John Emery	9	51	0	51	1	21
Ty Davis-Price	4	20	1	19	0	9
Myles Brennan	2	14	0	14	0	9
Chris Curry	4	14	4	10	0	9
Lanard Fournette	1	1	0	1	0	1
Joe Burrow	2	0	20	-20	0	0

PASSING	Att.	Comp	Int	Yds	TD	Long	Sacks
Joe Burrow	25	34	0	398	6	64	2
Myles Brennan	1	4	1	20	0	20	0

RECEIVING	No.	Yds.	TD	Long
Ja'Marr Chase	10	229	4	64
Racey McMath	5	48	1	20
T. Marshall	4	75	0	29
Stephen Sullivan	3	48	0	30
Just. Jefferson	2	18	1	14
C. Ed.-Helaire	1	1	0	1
Ty Davis-Price	1	-1	0	0

PUNTING	No.	Yds.	Avg.	Long	I20	TB
Zach Von Rosenberg	5	211	42.2	56	2	0

FIELD GOALS	Att.	Made	Long	KICKS
Cade York	1	1	25	Made: 25

ALL RETURNS	Punts			Kickoffs			Interceptions		
	No.	Yds.	Lg.	No.	Yds.	Lg.	No.	Yds.	Lg.
C. Ed.-Helaire	0	0	0	1	22	22	0	0	0
JaCoby Stevens	0	0	0	0	0	0	1	0	0
Micah Baskerville	1	23	0	1	46	46	0	0	0
Derek Stingley	2	1	1	0	0	0	1	0	0
Trey Palmer	1	1	1	0	0	0	0	0	0

Vanderbilt

RUSHING	Att.	Gain	Lost	Net	TD	Long
Ke'Shawn Vaughn	20	138	8	130	2	52
Ja'Veon Marlow	3	19	0	19	0	8
Keyon Brooks	5	3	3	0	0	2
Riley Neal	6	19	23	-4	0	11

PASSING	Att.	Comp	Int.	Yds.	TD	Long	Sacks
Riley Neal	15	31	1	206	1	36	3
Deuce Wallace	4	8	1	23	0	12	0

RECEIVING	No.	Yds.	TD	Long
Kalija Lipscomb	5	68	1	36
Jared Pinkney	4	47	0	30
Cam Johnson	2	54	0	28
Ke'Shawn Vaughn	2	21	0	19
J SheltonMosley	2	11	0	9
Ben Bresnahan	2	9	0	8
James Bostic	1	12	0	12
C.J. Bolar	1	7	0	7

PUNTING	No.	Yds.	Avg.	Long	I20	TB
Harrison Smith	7	329	47.0	66	1	1
TEAM	1	0	0.0	0	0	0

FIELD GOALS	Att.	Made	Long	KICKS
Ryley Guay	1	1	41	Made: 41

ALL RETURNS	Punts			Kickoffs			Interceptions		
	No.	Yds.	Lg.	No.	Yds.	Lg.	No.	Yds.	Lg.
J SheltonMosley	1	11	11	0	0	0	0	0	0
Randall Haynie	0	0	0	0	0	0	1	47	47

Burrow, Chase Lead LSU to Big SEC Blowout

Joe Burrow and the fourth-ranked LSU Football team continued to set records, as the Tigers defeated Vanderbilt, 66-38, on Saturday afternoon. Burrow completed 25-of-34 yards for 398 yards with a school-record six touchdowns. Chase became the third LSU receiver to score at least four touchdowns in a game while posting 229 receiving yards - fourth-most in LSU history. Chase caught a game-high 10 passes, while Terrace Marshall Jr. added four catches for 75 yards and Racey McMath had five catches for 48 yards and a touchdown. LSU's Clyde Edwards-Helaire earned his third career 100-yard rushing game with 106 yards on 14 carries including a 9-yard touchdown that capped the Tigers' 28-point first quarter. Jacob Phillips led the Tigers with 10 tackles, while freshman cornerback Derek Stingley Jr. and JaCoby Stevens each had interceptions. Micah Baskerville was the star of special teams, coming up with a 46-yard return of an onside kick to the Vanderbilt 1-yard line and blocking a punt and recovering the ball in the end zone for a touchdown.

Scoring	1	2	3	4	F
LSU	28	10	21	7	66
Vanderbilt	7	10	14	7	38

Vandy	1Q	11:04	Vaughn 5 yd run (Guay kick)
LSU	1Q	9:51	Jefferson 4 yd pass from Burrow (York kick)
LSU	1Q	8:38	Chase 64 yd pass from Burrow (York kick)
LSU	1Q	4:58	Edwards-Helaire 9 yd run (York kick)
LSU	1Q	0:51	Chase 25 yd pass from Burrow (York kick)
Vandy	2Q	12:14	Guay 41 yd field goal
LSU	2Q	5:55	York 25 yd field goal
LSU	2Q	1:56	Chase 51 yd pass from Burrow (York kick)
Vandy	2Q	0:49	McAllister 0 yd fumble recovery (Guay kick)
LSU	3Q	14:48	McMath 6 yd pass from Burrow (York kick)
Vandy	3Q	13:25	Vaughn 52 yd run (Guay kick)
LSU	3Q	9:29	Chase 16 yd pass from Burrow (York kick)
LSU	3Q	7:22	Baskerville 0 yd blocked punt (York kick)
Vandy	3Q	1:06	Lipscomb 18 yd pass from Neal (Guay kick)
LSU	4Q	9:37	Emery 6 yd run (York kick)
Vandy	4Q	1:51	Haynie 47 yd interception (Rice kick)

Team Stats	LSU	Vandy
FIRST DOWNS	26	17
Rushing	9	5
Passing	15	10
Penalty	2	2
NET YARDS RUSHING	181	145
Rushing Attempts	36	34
Average Per Rush	5.0	4.3
Rushing Touchdowns	2	2
Yards Gained Rushing	214	179
Yards Lost Rushing	33	34
NET YARDS PASSING	418	229
Completions-Attempts-Int	26-38-1	19-39-2
Average Per Attempt	11.0	5.9
Average Per Completion	16.1	12.1
Passing Touchdowns	6	1
TOTAL OFFENSE YARDS	599	374
Total offense plays	74	73
Average Gain Per Play	8.1	5.1
Fumbles: Number-Lost	1-1	0-0
Penalties: Number-Yards	6-54	3-27
PUNTS-YARDS	5-211	8-329
Average Yards Per Punt	42.2	41.1
Net Yards Per Punt	40.0	35.5
Inside 20	2	1
50+ Yards	2	2
Touchbacks	0	1
Fair catch	2	1
KICKOFFS-YARDS	11-715	6-327
Average Yards Per Kickoff	65.0	54.5
Net Yards Per Kickoff	40.0	30.7
Touchbacks	11	3
Fair Catch Yards	0	45
Punt returns: Number-Yards-TD	4-25-1	1-11-0
Average Per Return	6.2	11.0
Kickoff returns: Number-Yds-TD	2-68-0	0-0-0
Average Per Return	34.0	0.0
Interceptions: Number-Yds-TD	2-0-0	1-47-1
Fumble Returns: Number-Yds-TD	0-0-0	0-0-1
Miscellaneous Yards	0	0
Possession Time	27:27	32:33
1st Quarter	4:35	10:25
2nd Quarter	8:20	6:40
3rd Quarter	6:09	8:51
4th Quarter	8:23	6:37
Third-Down Conversions	7 of 15	6 of 17
Fourth-Down Conversions	1 of 1	1 of 2
Red-Zone Scores-Chances	6-6	3-3
Touchdowns	5-6	2-3
Field goals	1-6	1-3
Sacks By: Number-Yards	3-23	2-20
PAT Kicks	9-9	5-5
Field Goals	1-1	1-1
Points off turnovers	0	14

Game 5

Utah State 6 October 5, 2019
#5 LSU 42 Tiger Stadium
Baton Rouge, La.
100,266

LSU								
RUSHING								
C. Edwards-Helaire	Att.	Gain	Lost	Net	TD	Long		
Tyrion Davis-Price	14	72	0	72	0	11		
John Emery	11	54	1	53	0	11		
Joe Burrow	8	45	0	45	0	13		
Chris Curry	10	51	9	42	1	21		
Myles Brennan	6	24	0	24	0	7		
Adrian Magee	2	11	0	11	0	6		
	0	1	0	1	0	0		
PASSING								
Joe Burrow	Att.	Comp		Int	Yds	TD	Long Sacks	
Myles Brennan	27	38		1	344	5	39 2	
	1	1		0	9	0	9 0	
RECEIVING								
Justin Jefferson	No.	Yds.	TD	Long				
Ja'Marr Chase	9	155	2	39				
Derrick Dillon	3	54	1	25				
Thaddeus Moss	4	42	1	19				
John Emery	5	39	1	13				
C. Edwards-Helaire	4	34	0	12				
Racey McMath	1	12	0	12				
Stephen Sullivan	1	9	0	9				
	1	8	0	8				
PUNTING								
Zach Von Rosenberg	No.	Yds.	Avg.	Long	I20	TB		
	2	91	45.5	55	1	1		
FIELD GOALS								
Cade York	Att.	Made	Long	KICKS				
	0	1	--	Missed: 53				
ALL RETURNS								
	Punts			Kickoffs			Interceptions	
Trey Palmer	No.	Yds.	Lg.	No.	Yds.	Lg.	No.	Yds. Lg.
C. Edwards-Helaire	1	10	10	0	0	0	0	0 0 0
Kary Vincent Jr.	0	0	0	1	38	38	0	0 0 0
Grant Delpit	0	0	0	0	0	0	1	5 5
Derek Stingley Jr.	0	0	0	0	0	0	1	0 0 0
	0	0	0	0	0	0	1	0 0 0
Utah State								
RUSHING								
Gerold Bright	Att.	Gain	Lost	Net	TD	Long		
Enoch Nawahine	8	20	2	18	0	8		
Riley Burt	7	12	2	10	0	4		
Jordan Love	4	8	0	8	0	5		
TEAM	2	0	8	-8	0	0		
	1	0	9	-9	0	0		
PASSING								
Jordan Love	Att.	Comp		Int.	Yds.	TD	Long Sacks	
Henry Columbi	15	30	130	0	3	35	2	
	1	1	10	0	0	10	0	
RECEIVING								
Jordan Nathan	No.	Yds.	TD	Long				
Siaosi Mariner	4	51	0	35				
Savon Scarver	2	45	0	35				
Deven Thompson	2	20	0	12				
Derek Wright	2	18	0	10				
Carson Terrell	1	10	0	10				
Caleb Repp	1	8	0	8				
Gerold Bright	1	-2	0	0				
Enoch Nawahine	2	-4	0	1				
	1	-6	0	0				
PUNTING								
Pierce Callister	No.	Yds.	Avg.	Long	I20	TB		
	7	273	39.0	47	2	0		
FIELD GOALS								
Dominik Eberle	Att.	Made	Long	KICKS				
	2	2	47	Made: 30, 47				
ALL RETURNS								
	Punts			Kickoffs			Interceptions	
Savon Scarver	No.	Yds.	Lg.	No.	Yds.	Lg.	No.	Yds. Lg.
Cameron Haney	0	0	0	1	21	21	0	0 0 0
	0	0	0	0	0	0	1	19 19

No. 5 LSU Dominates on Both Sides in 42-6 Win

Fifth-ranked LSU out-gained Utah State, 601-159, on its way to a midday victory that wrapped up non-conference play for the Tigers, 42-6. Overcoming a pair of turnovers, LSU (5-0) was again led by quarterback **Joe Burrow**, who completed 27-of-38 passes for 344 yards with five touchdowns. Wide receiver **Justin Jefferson** led LSU with nine catches for 155 yards and two touchdowns, while tight end **Thaddeus Moss** caught five passes for 39 yards including an 8-yard TD. **Clyde Edwards-Helaire** carried a game-high 14 times for 72 net yards. LSU allowed only 1-of-12 on third downs, recorded 10 tackles for loss and interceptions by **Grant Delpit**, **Derek Stingley Jr.** and **Kary Vincent Jr.** **Patrick Queen** led the Tigers with six tackles, as Utah State ran only 53 plays and tallied only 56 yards of total offense in the second half.

Scoring		1	2	3	4	F
Utah State		6	0	0	0	6
LSU		7	14	14	7	42
LSU	1Q	10:41	7 yd pass from Burrow to Dillon (York kick)			
USU	1Q	6:25	30 yd field goal from Eberle			
USU	1Q	1:45	47 yd field goal from Eberle			
LSU	2Q	14:03	1 yd run by Burrow (York kick)			
LSU	2Q	4:44	25 yd pass from Burrow to Chase (York kick)			
LSU	3Q	9:55	4 yd pass from Burrow to Jefferson (York kick)			
LSU	3Q	2:54	39 yd pass from Burrow to Jefferson (York kick)			
LSU	4Q	13:23	8 yd pass from Burrow to Moss (York kick)			

Team Stats		USU	LSU
First Downs		10	32
Rushing		1	15
Passing		8	16
Penalty		1	1
Net Yards Rushing		19	248
Attempts		22	51
Avg. Per Rush		0.9	4.9
Rushing TDs		0	1
Yds. Gained		40	258
Yds. Lost		21	10
Net Yards Passing		140	353
Comp.-Att.-Int.		16-31-3	28-39-1
Avg. / Att.		4.5	9.1
Avg. / Comp.		8.8	12.6
TDs		0	5
Total Offense Yards		159	601
Plays		53	90
Avg. / Play		3.0	6.7
Fumbles - Lost		0-0	3-1
Penalties - Yds.		3-25	5-41
Punts - Yds.		7-273	2-91
Avg. / Punt		39.0	45.5
Inside 20		2	1
50+ Yds.		0	1
Touchbacks		0	1
Fair Catch		4	1
Kickoffs - Yds.		3-166	7-455
Avg. Yds. / Kickoff		55.3	65.0
Touchbacks		1	6
Punt Returns: Total - Yds. - TDs		0-0-0	1-10-0
Avg. / Return		0	10.0
Kickoff Returns: Total - Yds. - TDs		1-21-0	1-38-0
Avg. / Return		21.0	38.0
INT: Total - Yds. - TDs		1-19-0	3-5-0
Fumble: Total - Yds. - TDs		0-0-0	0-0-0
Poss. Time		18:57	41:03
3rd. Down Conv.		1 of 12	11 of 17
4th. Down Conversions		0 of 0	0 of 1
Red-Zone: Scores - Chances		1-1	4-4
Sacks: Total - Yds.		2-9	2-8
PAT: Total - Made		0-0	6-6
Field Goals: Total - Made		2-2	0-1
Points off Turnovers		3	14

Game 6

#7 Florida

28

October 12, 2019

#5 LSU

42

Tiger Stadium
Baton Rouge, La.
102,321

LSU

RUSHING	Att.	Gain	Lost	Net	TD	Long
Clyde Edwards-Helaire	13	136	2	134	2	57
Joe Burrow	6	43	0	43	0	19
Tyrion Davis-Price	3	40	0	40	1	33
John Emery	1	2	0	2	0	2
Team	1	0	1	-1	0	0

PASSING	Att.	Comp	Int	Yds	TD	Long	Sacks
Joe Burrow	21	24	0	293	3	54	0

RECEIVING	No.	Yds.	TD	Long
Ja'Marr Chase	7	127	2	54
Justin Jefferson	10	123	1	36
Thaddeus Moss	3	38	0	25
Stephen Sullivan	1	5	0	5

PUNTING	No.	Yds.	Avg.	Long	I20	TB
Zach Von Rosenberg	2	81	40.5	49	2	0

FIELD GOALS	Att.	Made	Long	KICKS
Cade York	0	1	--	Missed: 44

ALL RETURNS	Punts			Kickoffs			Interceptions		
	No.	Yds.	Lg.	No.	Yds.	Lg.	No.	Yds.	Lg.
Clyde Edwards-Helaire	0	0	0	1	20	20	0	0	0
Derek Stingley	0	0	0	0	0	0	1	0	0

Florida

RUSHING	Att.	Gain	Lost	Net	TD	Long
Lamical Perine	17	68	3	65	0	17
Emory Jones	9	36	0	36	0	12
Kyle Trask	10	40	19	21	0	12
Josh Hammond	1	11	0	11	0	11
Freddie Swain	1	8	0	8	0	8
Malik Davis	2	5	0	5	0	4

PASSING	Att.	Comp	Int.	Yds.	TD	Long	Sacks
Kyle Trask	23	39	1	310	3	28	2
Emery Jones	1	3	0	1	1	1	0
Lamical Perine	0	1	0	0	0	0	0
Team	0	1	0	0	0	0	0

RECEIVING	No.	Yds.	TD	Long
Kyle Pitts	5	108	0	28
Van Jefferson	8	73	2	20
Freddie Swain	2	39	0	21
Trevon Grimes	3	30	1	19
Jacob Copeland	2	25	0	13
Tyrie Cleveland	1	17	0	17
Lamical Perine	2	12	1	11
Josh Hammond	1	7	0	7

PUNTING	No.	Yds.	Avg.	Long	I20	TB
Tommy Townsend	4	171	42.8	49	1	0

FIELD GOALS	Att.	Made	Long	KICKS
-------------	------	------	------	-------

ALL RETURNS	Punts			Kickoffs			Interceptions		
	No.	Yds.	Lg.	No.	Yds.	Lg.	No.	Yds.	Lg.

Death Valley Comes Alive, as No. 5 LSU Tops No. 7 Florida

LSU quarterback **Joe Burrow** tossed three touchdowns and running back **Clyde Edwards-Helaire** ran for two more, as the fifth-ranked LSU Football team shutout No. 7 Florida in the final 25 minutes of a 42-28 victory. The Tigers defense stepped up its game for the duration, while its offense continued to operate like a surgeon - slicing Florida to the tune of 10.6 yards per play, third-most in school history and most against an SEC opponent. LSU ran only 48 plays against the Gators and scored 42 points while facing third down only four times, the fewest on record by a Tigers team (records since 1978). Edwards-Helaire and freshman running back **Tyrion Davis-Price** added third-quarter touchdowns of 5 and 33 yards to give LSU a lead it wouldn't relinquish with 3:15 remaining in the third quarter. Leading by a touchdown midway through the fourth quarter, Burrow connected on a 54-yard touchdown pass to **Ja'Marr Chase** that gave LSU an insurmountable two-score advantage. Burrow and the Tigers offense were a model of efficiency against the Gators. The LSU signal caller completed 21-of-24 passes for 293 yards with two touchdown passes to Chase and another to **Justin Jefferson**, who led LSU with 10 catches for 123 yards. Chase had a team-high 127 yards on seven receptions. Edwards-Helaire had 134 net rushing yards, while Burrow added 43 on six carries without being sacked. Davis-Price made the most of his three carries, totaling 40 yards. The Tigers defense overcame a frustrating first half - which included a dropped interception in the end zone which resulted in a Florida touchdown - to shutout the Gators with the game in the balance.

Scoring	1	2	3	4	F
Florida	7	14	7	0	28
LSU	7	14	14	7	42

LSU	1Q	9:55	9 yd pass from Burrow to Chase (York PAT)
UF	1Q	3:34	5 yd pass from Trask to Grimes (McPherson PAT)
LSU	2Q	12:44	7 yd pass from Burrow to Jefferson (York PAT)
UF	2Q	5:48	1 yd pass from Jones to Perine (McPherson PAT)
LSU	2Q	3:55	36 yd run by Ed.-Helaire (York PAT)
UF	2Q	0:04	6 yd pass from Trask to Jefferson (McPherson PAT)
UF	3Q	10:54	2 yd pass from Trask to Jefferson (McPherson PAT)
LSU	3Q	7:12	5 yd run by Ed.-Helaire (York PAT)
LSU	3Q	3:15	33 yd run by Davis-Price (York PAT)
LSU	4Q	5:43	54 yd pass from Burrow to Chase (York PAT)

Team Stats	USU	LSU
First Downs	28	22
Rushing	8	8
Passing	18	13
Penalty	2	1
Net Rushing Yards	146	218
Attempts	40	24
Avg. Per Rush	3.7	9.1
Rushing TDs	0	3
Yds. Gained	168	221
Yds. Lost	22	3
Net Yarss Passing	311	293
Comp.-Att.-Int.	24-44-1	21-24-0
Avg. / Att.	7.1	12.2
Avg. / Comp.	13.0	14.0
TDs	4	3
Total Offense Yards	457	511
Plays	84	48
Avg. / Play	5.4	10.6
Fumbles - Lost	0-0	0-0
Penalties - Yds.	5-39	4-28
Punts - Yds.	4-171	2-81
Avg. / Punt	42.8	40.5
Inside 20	1	2
50+ Yds.	0	0
Touchbacks	0	0
Fair Catch	2	1
Kickoffs - Yds.	5-245	7-455
Avg. Yds. / Kickoff	49.0	65.0
Touchbacks	1	7
Punt Returns: Total - Yds. - TDs	0-0-0	0-0-0
Punt: Avg. / Return	0	0
Kickoff Returns: Total - Yds. - TDs	0-0-0	1-20-0
Kickoff: Avg. / Return	0	20.0
INT: Total - Yds. - TDs	0-0-0	1-0-0
Fumble: Total - Yds. - TDs	0-0-0	0-0-0
Poss. Time	38:19	21:41
3rd. Down Conv.	9 of 17	1 of 4
4th. Down Conversions	1 of 2	0 of 0
Red-Zone: Scores - Chances	4-6	3-3
Sacks: Total - Yds.	0-0	2-17
PAT: Total - Made	4-4	6-6
Field Goals: Total - Made	0-0	0-1
Points off Turnovers	0	7

Game 7

#2 LSU	36	October 9, 2019
Mississippi State	13	Davis Wade Stadium Starkville, MS 59,282

LSU

RUSHING		Att.	Gain	Lost	Net	TD	Long		
Clyde Edwards-Helaire	11	55	2	53	0	17			
Tyrion Davis-Price	6	49	0	49	0	19			
John Emery Jr.	2	0	1	-1	0	0			
Team	2	0	4	-4	0	0			
Joe Burrow	4	11	22	-11	0	11			
PASSING		Att.	Comp	Int	Yds	TD	Long	Sacks	
Joe Burrow	25	32	0	327	4	60	3		
Myles Brennan	0	3	0	0	0	0	0		
RECEIVING		No.	Yds.	TD	Long				
Justin Jefferson	8	89	1	19					
Racey McMath	3	76	1	60					
Ja'Marr Chase	5	48	1	18					
Thaddeus Moss	3	48	0	24					
Derrick Dillon	1	37	1	37					
Clyde Edwards-Helaire	2	15	0	8					
Steph. Sullivan	2	9	0	6					
Ty Davis-Price	1	5	0	5					
PUNTING		No.	Yds.	Avg.	Long	I20	TB		
Zach Von Rosenberg	5	233	46.6	57	2	1			
FIELD GOALS		Att.	Made	Long	KICKS				
Cade York	3	3	25	Made: 20, 23, 25					
		Punts			Kickoffs			Interceptions	
ALL RETURNS	No.	Yds.	Lg.	No.	Yds.	Lg.	No.	Yds.	Lg.
Derek Stingley	1	2	2	0	0	0	0	0	0
Clyde Edwards-Helaire	0	0	0	2	24	22	0	0	0
Kristian Fulton	0	0	0	0	0	0	1	0	0
JaCoby Stevens	0	0	0	0	0	0	1	9	9

Mississippi State

RUSHING		Att.	Gain	Lost	Net	TD	Long	
Garrett Shrader		19	72	6	66	1	12	
Kylin Hill		15	41	7	34	0	11	
Deddrick Thomas		1	5	0	5	0	5	
Nick Gibson		2	1	4	-3	0	1	
PASSING		Att.	Comp	Int.	Yds.	TD	Long	Sacks
Garrett Shrader		17	28	2	238	1	29	2
RECEIVING		No.	Yds.	TD	Long			
Stephen Guidry		6	98	1	24			
Isaiah Zuber		3	53	0	29			
Deddrick Thomas		3	31	0	17			
Nick Gibson		1	24	0	24			
Lee Witherspoon		2	16	0	12			
Farrod Green		1	11	0	11			
Kylin Hill		1	5	0	5			
PUNTING		No.	Yds.	Avg.	Long	I20	TB	
Tucker Day		5	214	42.8	70	1	1	
FIELD GOALS		Att.	Made Long KICKS					
No Stats								

Burrow Sets Single-Season Records in Win at State

In only seven games, LSU quarterback **Joe Burrow** broke two LSU single-season touchdown records, as the No. 2 Tigers defeated Mississippi State, 36-13. Burrow, a senior who is putting an onslaught on the LSU record book, was 25-of-32 for 327 yards with four touchdowns. Burrow, who tied Rohan Davey (1998-2001) with seven 300-yard passing games in his career. With a 37-yard touchdown pass to wide receiver **Derrick Dillon** in the third quarter, Burrow set LSU's single-season record with his 30th touchdown responsible for (28 passing, 2 rushing). JaMarcus Russell (2006) and Matt Mauck (2003) held the record with 29. Later in the third quarter, an 18-yard touchdown pass to **Justin Jefferson** was Burrow's 29th of the season, breaking LSU's single-season record also held by Russell and Mauck. Jefferson led LSU with eight catches for 89 yards and a touchdowns, while **Ja'Marr Chase** added five catches for 48 yards and also scored. **Racey McMath** was on the receiving end of a 60-yard touchdown and finished with three catches for 76 yards, while **Thaddeus Moss** had three catches for 48 yards. Defensively, LSU forced three turnovers including interceptions by **JaCoby Stevens** and **Kristian Fulton**, and a fumble forced by **Michael Divinity Jr.** and recovered by **Rashard Lawrence**. Safety **Grant Delpit** led the Tigers with a career-high 11 tackles with a quarterback hurry, while Stevens, linebacker **Jacob Phillips** and safety **Kary Vincent Jr.** each added eight tackles.

Scoring		1	2	3	4	F
LSU		3	19	14	0	36
MSU		0	7	0	6	13
LSU	1Q	7:52	20 yd Field Goal by Cade York			
LSU	2Q	12:27	23 yd Field Goal by Cade York			
LSU	2Q	8:33	25 yd Field Goal by Cade York			
MSU	2Q	5:24	12 yd run by Shrader (Christmann kick)			
LSU	2Q	5:07	60 yd pass from Burrow to McMath			
LSU	2Q	0:50	8 d pass from Burrow to Chase (York kick)			
LSU	3Q	10:36	37 yd pass from Burrow to Dillon (York kick)			
LSU	3Q	5:36	18 yd pass from Burrow to Jefferson (York kick)			
MSU	4Q	0:59	24 yd pass from Shrader to Guidry (Failed Conv.)			

Team Stats		LSU	MSU
Total First Downs		21	21
Rushing		8	5
Passing		10	12
Penalty		3	4
Net Yards Rushing		86	102
Attempts		25	37
Avg. Per Rush		3.4	2.8
Rushing TDs		0	1
Yds. Gained		115	119
Yds. Lost		29	17
Net Yards Passing		327	238
Comp.-Att.-Int.		25-35-0	17-28-2
Avg. / Att.		9.3	8.5
Avg. / Comp.		13.1	14.0
TDs		4	1
Total Offensive Yards		413	340
Plays		60	65
Avg. / Play		6.9	5.2
Fumbles - Lost		1-0	1-1
Penalties - Yds.		7-88	13-109
Punts - Yds.		5-233	5-214
Avg. / Punt		46.6	42.8
Inside 20		2	1
50+ Yds.		2	1
Touchbacks		1	1
Fair Catch		1	1
Kickoffs - Yds.		8-518	3-179
Avg. Yds. / Kickoff		64.8	59.7
Touchbacks		7	1
Punt Returns: Total - Yds. - TDs		1-2-0	2-3-0
Punt: Avg. / Return		2.0	1.5
Kickoff Returns: Total - Yds. - TDs		2-24-0	1-28-0
Kickoffs: Avg. / Return		12.0	28.0
INT: Total - Yds. - TDs		2-9-0	0-0-0
Fumble: Total - Yds. - TDs		1-1-0	0-0-0
Poss. Time		25:39	34:21
3rd. Down Conv.		3 of 11	3 of 12
4th. Down Conversions		0 of 0	0 of 2
Red-Zone: Scores - Chances		5-5	1-1
Sacks: Total - Yds.		2-6	3-22
PAT: Total - Made		3-4	1-1
Field Goals: Total - Made		3-3	0-0
Points off Turnovers		10	0

Game 8

#9 Auburn 20 October 26, 2019
#2 LSU 23 Tiger Stadium
Baton Rouge, LA
102,160

LSU										
RUSHING		Att.	Gain	Lost	Net	TD	Long			
Clyde Edwards-Helaire		26	140	4	136	1	26			
Joe Burrow		13	47	16	31	1	14			
Ty Davis-Price		4	22	0	22	0	7			
Team		3	0	2	-2	0	0			
PASSING		Att.	Comp		Int	Yds	TD	Long	Sacks	
Joe Burrow		32	42		1	321	1	45	3	
RECEIVING		No.	Yds.	TD	Long					
Ja'Marr Chase		8	123	0	45					
Just. Jefferson		7	60	0	21					
Clyde Edwards-Helaire		7	51	0	13					
Thaddeus Moss		7	45	0	12					
T. Marshall		2	29	1	20					
Ty Davis-Price		1	13	0	13					
PUNTING		No.	Yds.	Avg.	Long	I20	TB			
Zach Von Rosenberg		6	229	38.2	45	0	1			
FIELD GOALS		Att.	Made	Long	KICKS					
Cade York		1	1	20	Made: 20					
		Punts			Kickoffs			Interceptions		
ALL RETURNS		No.	Yds.	Lg.	No.	Yds.	Lg.	No.	Yds.	Lg.
Derek Stingley		2	7	7	0	0	0	1	0	0

Auburn									
RUSHING									
	Att.	Gain	Lost	Net	TD	Long			
D.J. Williams	13	131	1	130	0	70			
Shaun Shivers	4	22	0	22	0	13			
J. Whitlow	3	9	0	9	0	5			
Joey Gatewood	1	2	0	2	0	2			
Kam Martin	1	2	0	2	0	2			
Malik Miller	1	1	0	1	0	1			
Bo Nix	9	16	32	-16	1	6			
TEAM	1	0	20	-20	0	0			
PASSING									
	Att.	Comp		Int.	Yds.	TD	Long	Sacks	
Bo Nix	15	35		1	157	1	34	3	
TEAM	0	1		0	0	0	0	0	
RECEIVING									
	No.	Yds.	TD	Long					
Seth Williams	4	65	1	34					
A. Schwartz	3	33	0	18					
D.J. Williams	2	21	0	13					
Eli Stove	2	12	0	11					
Malik Miller	1	11	0	11					
Jay Jay Wilson	2	9	0	5					
John Shenker	1	6	0	6					
PUNTING									
	No.	Yds.	Avg.	Long	I20	TB			
Arryn Siposs	10	462	46.2	55	3	0			
FIELD GOALS									
	Att.	Made	Long	KICKS					
Anders Carlson	2	2	30	Made: 30, 23					
ALL RETURNS									
	Punts			Kickoffs			Interceptions		
	No.	Yds.	Lg.	No.	Yds.	Lg.	No.	Yds.	Lg.
Christian Tutt	1	3	3	0	0	0	0	0	0
N. Igbinoghene	0	0	0	1	32	32	0	0	0
Shaun Shivers	0	0	0	1	27	27	0	0	0
Roger McCreary	0	0	0	0	0	0	1	0	0

No. 2 LSU Earns 10th-Straight Home Win Over Auburn

No. 2 LSU had more than 500 yards of total offense and overcame a pair of turnovers to defeat No. 9 Auburn, 23-20, on Saturday afternoon in Tiger Stadium. LSU (8-0, 4-0 SEC) was again led by quarterback **Joe Burrow**, who posted career highs in passes (32) and attempts (42) for 321 yards with a touchdown passing and another rushing that put the home-standing Tigers ahead by 10 points early in the fourth quarter. Burrow's sixth 300-yard passing game tied Rohan Davey for LSU's single-season record. Running back **Clyde Edwards-Helaire** had a game-high 136 rushing yards on 26 carries including a 6-yard touchdown in the third quarter that put LSU up 16-13. Wide receiver **Ja'Marr Chase** had a game-high 123 receiving yards for LSU, while Edwards-Helaire, **Justin Jefferson**, and tight end **Thaddeus Moss** each caught seven passes from Burrow. LSU earned its third AP Top-10 victory in the 2019 season and head coach Ed Orgeron's eighth in his 42nd game as the Tigers' head coach. Defensively, LSU held Auburn to 287 yards, forced 10 punts and had three sacks. Safety **JaCoby Stevens** led LSU with 10 tackles, while linebackers **Jacob Phillips** and **Patrick Queen** added seven each. Phillips along with linebackers **Michael Divinity Jr.** and **Damone Clark** each had sacks. LSU freshman cornerback **Derek Stingley Jr.** came up with his fourth interception of the season. Though skies were overcast then clearing as the game progressed, the field at Tiger Stadium was slick following all-day rains on Friday from Tropical Storm Olga.

Scoring		1	2	3	4	F
AU	3	7	3	7	20	
LSU	0	10	6	7	23	
AU	1Q	8:39	30 yd field goal by AnderCarlson			
LSU	2Q	12:28	20 yd pass from Burrow to Marshall (York kick)			
AU	2Q	3:06	1 yd run by Nix (Carlson kick)			
LSU	2Q	0:33	30 yd field goal by Cade York			
AU	3Q	11:42	23 yd field goal by Anders Carlson			
LSU	3Q	4:58	6 yd run by Edwards-Helaire (York failed kick)			
LSU	4Q	13:29	7 yd run by Burrow (York kick)			
AU	4Q	2:32	5 yd pass from Nix to S. Williams (Carlson kick)			

Team Stats	AU	LSU
Total First Downs	16	30
Rushing	4	13
Passing	9	14
Penalty	3	3
Net Yards Rushing	130	187
Attempts	33	46
Avg. Per Rush	3.9	4.1
Rushing TDs	1	2
Yds. Gained	183	209
Yds. Lost	53	22
Net Yards Passing	157	321
Comp.-Att.-Int.	15-36-1	32-42-1
Avg. / Att.	4.4	7.6
Avg. / Comp.	10.5	10.0
TDs	1	1
Total Offesnive Yards	287	508
Plays	69	88
Avg. / Play	4.2	5.8
Fumbles - Lost	1-0	1-1
Penalties - Yds.	15-98	12-118
Punts - Yds.	10-462	6-229
Avg. / Punt	46.2	38.2
Inside 20	3	0
50+ Yds.	3	0
Touchbacks	0	1
Fair Catch	5	3
Kickoffs - Yds.	4-235	5-325
Avg. Yds. / Kickoff	58.8	65.0
Touchbacks	3	3
Punt Returns: Total - Yds. - TDs	1-3-0	2-7-0
Punt Return Avg. / Return	3.0	3.5
Kickoff Returns: Total - Yds. - TDs	2-59-0	0-0-0
Kickoff Return Avg. / Return	29.5	0
INT: Total - Yds. - TDs	1-0-0	1-0-0
Fumble: Total - Yds. - TDs	0-0-0	0-0-0
Poss. Time	26:58	33:02
3rd. Down Conv.	5 of 18	9 of 19
4th. Down Conversions	1 of 1	0 of 2
Red-Zone: Scores - Chances	4-4	4-5
Sacks: Total - Yds.	3-16	3-32
PAT: Total - Made	2-2	2-3
Field Goals: Total - Made	2-2	1-1
Points off Turnovers	7	0

Game 9

#1 LSU

#2 Alabama

46

41

November 9, 2019

Bryant-Denny Stadium

Tuscaloosa, Ala.

101,821

LSU

RUSHING									
	Att.	Gain	Lost	Net	TD	Long			
Clyde Edwards-Helaire	20	104	1	103	3	18			
Joe Burrow	14	96	32	64	0	19			
Ty Davis-Price	3	4	0	4	0	2			
Team	3	0	5	-5	0	0			
PASSING									
	Att.	Comp		Int	Yds	TD	Long	Sacks	
Joe Burrow	31	39		0	393	3	35	5	
RECEIVING									
	No.	Yds.	TD	Long					
Ja'Marr Chase	6	140	1	35					
Just. Jefferson	7	79	0	18					
Clyde Edwards-Helaire	9	77	1	14					
Thaddeus Moss	6	46	0	16					
T. Marshall	2	45	1	29					
Ty Davis-Price	1	6	0	6					
PUNTING									
	No.	Yds.	Avg.	Long	I20	TB			
Z.Von Rosenberg	4	159	39.8	46	2	0			
FIELD GOALS									
	Att.	Made	Long	KICKS					
Cade York	2	2	45	Made: 40, 45					
ALL RETURNS									
	Punts			Kickoffs			Interceptions		
	No.	Yds.	Lg.	No.	Yds.	Lg.	No.	Yds.	Lg.
Derek Stingley	2	19	11	0	0	0	0	0	0
Just. Jefferson	0	0	0	1	1	1	0	0	0
C. Ed.-Helaire	0	0	0	1	19	19	0	0	0
Patrick Queen	0	0	0	0	0	0	1	16	16
Alabama									
RUSHING									
	Att.	Gain	Lost	Net	TD	Long			
Najee Harris	19	149	3	146	1	31			
B. Robinson Jr.	3	7	4	3	0	7			
Slade Bolden	1	0	0	0	0	0			
TEAM	1	0	2	-2	0	0			
Tua Tagovailoa	3	4	9	-5	0	4			
Ty Perine	1	0	19	-19	0	0			
PASSING									
	Att.	Comp		Int.	Yds.	TD	Long	Sacks	
Tua Tagovailoa	21	40		1	418	4	85	1	
RECEIVING									
	No.	Yds.	TD	Long					
DeVonta Smith	7	213	2	85					
Jerry Jeudy	5	71	1	26					
Henry Ruggs III	3	68	0	26					
Najee Harris	3	44	1	23					
Jaylen Waddle	3	22	0	9					
PUNTING									
	No.	Yds.	Avg.	Long	I20	TB			
Ty Perine	3	146	48.7	51	0	1			
ALL RETURNS									
	Punts			Kickoffs			Interceptions		
	No.	Yds.	Lg.	No.	Yds.	Lg.	No.	Yds.	Lg.
Jaylen Waddle	1	77	77	0	0	0	0	0	0
Henry Ruggs III	0	0	0	3	71	29	0	0	0
B. Robinson Jr.	0	0	0	1	12	12	0	0	0
Major Tennison	0	0	0	1	8	8	0	0	0

Burrow, Edwards-Helaire Guide No. 1 LSU to End Bama Streaks

Joe Burrow had 393 yards passing with three touchdowns and **Clyde Edwards-Helaire** scored four times, as No. 1 LSU snapped No. 2 Alabama's 31-game home winning streak, 46-41, on Saturday night in Tuscaloosa. LSU, which improved to 5-0 in the SEC and 9-0 overall for the fifth time in school history (2011, 1973, 1958, 1908), tied a school record with its fourth top-10 victory of the season. LSU's senior quarterback Burrow finished 31-of-39 passing with touchdown passes to Edward-Helaire, **Ja'Marr Chase** and **Terrace Marshall Jr.** Edwards-Helaire had 180 yards of total offense, with three rushing touchdowns and 103 yards, along with nine catches for 77 and a score. Leading one of the most dynamic receiving corps in college football, Chase finished with six catches for a team-high 140 yards, while **Justin Jefferson** had seven catches for 79 yards and tight end **Thaddeus Moss** added six catches for 46 yards. LSU's defense was the star of the first-half show, holding the Tide offense to one big-play touchdown in the opening 30 minutes - a 64-yard touchdown catch by Smith with 6:43 remaining in the half. The Tigers stopped two Alabama drives with turnovers on downs and **Patrick Queen** intercepted Tagovailoa late in the second quarter, allowing LSU to increase its halftime advantage to 20 with a receiving touchdown by Edwards-Helaire. Linebacker **K'Lavon Chaisson** was dominant all over the field for the Tigers, recording 10 tackles (3.5 for loss). Linebackers **Jacob Phillips** and Queen, along with safety **JaCoby Stevens** each added seven tackles.

Scoring		1	2	3	4	F
LSU	10	23	0	13	46	
Alabama	7	6	7	21	41	
LSU	1Q	9:15	33 yd pass from Burrow to Chase (York kick)			
LSU	1Q	4:45	40 yd field goal by York			
UA	1Q	1:14	77 yd punt return by Waddle (Bulovas kick)			
LSU	2Q	13:03	29 yd pass from Burrow to Marshall (PAT Blocked)			
UA	2Q	6:43	64 yd pass from Tagovailoa to Smith (Missed PAT)			
LSU	2Q	4:20	45 yd field goal by York			
LSU	2Q	0:26	1 yd run by Edwards-Helaire (York kick)			
LSU	2Q	0:06	13 yd pass from Burrow to Edwards-Helaire (York kick)			
UA	3Q	4:51	15 yd pass from Tagovailoa to Harris (Bulovas kick)			
UA	4Q	14:33	1 yd run by Harris (Bulovas kick)			
LSU	4Q	10:07	5 yd run by Edwards-Helaire (Failed 2 pt. attempt)			
UA	4Q	5:32	5 yd pass from Tagovailoa to Jeudy (Bulovas kick)			
LSU	4Q	1:37	7 yd run by Edwards-Helaire (York kick)			
UA	4Q	1:21	85 yd pass from Tagovailoa to Smith (Bulovas)			
Team Stats		LSU		UA		
Total First Downs		29		22		
Rushing		10		7		
Passing		18		13		
Penalty		1		2		
Net Yards Rushing		166		123		
Attempts		40		28		
Avg. Per Rush		4.2		4.4		
Rushing TDs		3		1		
Yds. Gained		204		160		
Yds. Lost		38		37		
Net Yards Passing		393		418		
Comp.-Att.-Int.		31-39-0		21-40-1		
Avg. / Att.		10.1		10.5		
Avg. / Comp.		12.7		19.9		
TDs		3		4		
Total Offense Yards		559		541		
Plays		79		68		
Avg. / Play		7.1		8.0		
Fumbles - Lost		2-1		2-1		
Penalties - Yds.		4-35		7-53		
Punts - Yds.		4-159		3-146		
Avg. / Punt		39.8		48.7		
Inside 20		2		0		
50+ Yds.		0		2		
Touchbacks		0		1		
Fair Catch		2		0		
Kickoffs - Yds.		9-545		6-259		
Avg. Yds. / Kickoff		60.6		43.2		
Touchbacks		4		0		
Punt Returns: Total - Yds. - TDs		2-19-0		1-77-1		
Punt: Avg. / Return		9.5		77.0		
Kickoff: Total - Yds. - TDs		2-20-0		5-91-0		
Kickoff: Avg. / Return		10.0		18.2		
INT: Total - Yds. - TDs		1-16-0		0-0-0		
Fumble: Total - Yds. - TDs		0-0-0		1-2-0		
Misc. Yards		0		0		
Poss. Time		34:34		25:26		
3rd. Down Conv.		8 of 15		6 of 15		
4th. Down Conversions		0 of 0		3 of 5		
Red-Zone: Scores - Chances		5-5		3-4		
Sacks: Total - Yds.		1-9		5-37		
PAT: Total - Made		4-5		5-6		
Field Goals: Total - Made		2-2		0-0		
Points off turnovers		14		0		

2019 NUMERICAL ROSTER

NO.	NAME	POS.	HT.	WT.	CL./EXP.	HOMETOWN (HS/PREVIOUS SCHOOL)
1*	Ja'Marr Chase	WR	6-1	200	So.-1L	Metairie, La. (Rummel HS)
1*	Kristian Fulton	CB	6-0	200	Sr.-1L	Metairie, La. (Rummel HS)
2	Justin Jefferson	WR	6-3	192	Jr.-2L	St. Rose, La. (Destrehan HS)
3*	AJ Aycock	QB	6-5	212	Fr.-RS	Jonesboro, Ark. (Academies at Jonesboro HS)
3*	Tyrion Davis-Price	RB	6-1	226	Fr.-HS	Baton Rouge, La. (Southern Lab HS)
3*	JaCoby Stevens	S	6-2	225	Jr.-2L	Murfreesboro, Tenn. (Oakland HS)
4*	John Emery Jr.	RB	6-0	203	Fr.-HS	St. Rose, La. (Destrehan HS)
4*	Todd Harris Jr.	S	5-11	190	Jr.-2L	Maringouin, La. (Plaquemine HS)
5*	Devonta Lee	WR	6-1	223	Fr.-HS	Fluker, La. (Amite HS)
5*	Kary Vincent Jr.	CB	5-10	185	Jr.-2L	Houston, Texas (Port Arthur Memorial HS)
6*	Terrace Marshall Jr.	WR	6-4	200	So.-1L	Bossier City, La. (Parkway HS)
6*	Jacob Phillips	LB	6-4	233	Jr.-2L	Nashville, Tenn. (East Nashville HS)
7	Grant Delpit	S	6-3	203	Jr.-2L	Houston, Texas (IMG Academy)
8*	Peter Parrish	QB	6-1	190	Fr.-HS	Phenix City, Ala. (Central HS)
8*	Patrick Queen	LB	6-1	227	Jr.-2L	Ventress, La. (Livonia HS)
9*	Marcel Brooks	S	6-2	194	Fr.-HS	Fort Worth, Texas (Marcus HS)
9*	Joe Burrow	QB	6-4	216	Sr.-1L	Athens, Ohio (Athens HS/Ohio State)
10	Stephen Sullivan	TE	6-5	242	Sr.-3L	Donaldsonville, La. (Donaldsonville HS)
11	Eric Monroe	S	6-1	208	Jr.-1L	Houston, Texas (North Shore HS)
12*	Walker Kinney	QB	6-2	218	Fr.-HS	Stilwell, Kan. (Blue Valley HS)
12*	Donte Starks	LB	6-1	217	Fr.-HS	Marrero, La. (John Ehret HS)
13	Jontre Kirklín	WR	6-0	185	Jr.-2L	Lutcher, La. (Lutcher HS)
14*	Maurice Hampton Jr.	DB	6-0	214	Fr.-HS	Memphis, Tenn. (University HS)
14*	John Gordon McKernan	QB	6-2	186	Fr.-HS	Baton Rouge, La. (University HS)
15	Myles Brennan	QB	6-4	207	So.-1L	Long Beach, Miss. (St. Stanislaus HS)
16	Jay Ward	CB	6-2	167	Fr.-HS	Moultrie, Ga. (Colquitt County HS)
17	Racey McMath	WR	6-3	221	Jr.-1L	New Orleans, La. (Edna Karr HS)
18	K'Lavon Chaisson	OLB	6-4	250	So.-1L	Houston, Texas (North Shore HS)
19	Derrick Dillon	WR	5-11	186	Sr.-3L	Franklinton, La. (Pine HS)
22	Clyde Edwards-Helaire	RB	5-8	209	Jr.-2L	Baton Rouge, La. (Catholic HS)
23*	Micah Baskerville	LB	6-1	228	So.-1L	Shreveport, La. (Evangel Christian Academy)
23*	Corren Norman	RB	5-9	191	Fr.-HS	Broussard, La. (Lafayette HS)
24*	Chris Curry	RB	6-0	215	Fr.-RS	Lehigh Acres, Fla. (Lehigh HS)
24*	Derek Stingley Jr.	CB	6-1	190	Fr.-HS	Baton Rouge, La. (Dunham School)
25*	Cordale Flott	CB	6-2	160	Fr.-HS	Saraland, Ala. (Saraland HS)
25*	Josh Williams	RB	5-10	192	Fr.-HS	Houston, Texas (The Kinkaid School)
26	Kendall McCallum	LB	6-5	225	Fr.-HS	Anniston, Ala. (Oxford HS)
27	Treven Kately	DB	5-10	191	So.-SQ	Lafayette, La. (Lafayette Christian Academy)
28	Clyde Townsend	WR	5-9	156	Fr.-HS	Bradenton, Fla. (Braden River HS)
29*	Alex Aucoin	WR	6-0	180	Fr.-RS	Baton Rouge, La. (Parkview Baptist HS)
29*	Raydarius Jones	CB	6-2	161	Fr.-HS	Horn Lake, Miss. (Horn Lake HS)
30*	Cade Comeaux	DB	6-0	178	Fr.-RS	New Orleans, La. (John Curtis HS)
30*	Jack Mashburn	TE	6-3	207	Fr.-HS	Covington, La. (St. Paul's HS)
31*	Cameron Lewis	S	6-2	197	Jr.-SQ	Monroe, La. (Wossman HS)
31*	Thomas McGoeey	WR	6-0	187	Fr.-HS	Thibodaux, La. (E.D. White Catholic HS)
32	Avery Atkins	PK	5-11	217	So.-1L	Auburn, Ala. (Auburn HS)
33	Trey Palmer	WR	6-1	180	Fr.-HS	Kentwood, La. (Kentwood HS)
34*	Lloyd Cole	CB	6-0	200	Jr.-RS	Bossier City, La. (Parkway HS/Grambling)
34*	Connor Culp	PK	5-10	187	Jr.-1L	Phoenix, Ariz. (Desert Vista HS)
35	Damone Clark	LB	6-3	239	So.-1L	Baton Rouge, La. (Southern Lab HS)
36*	Derian Moore	S	6-1	215	So.-RS	Houma, La. (H.L. Bourgeois HS/Nicholls)
36*	Cade York	PK	6-2	189	Fr.-HS	McKinney, Texas (Prosper HS)
38	Zach Von Rosenberg	P	6-5	240	Jr.-2L	Zachary, La. (Zachary HS)
41	Carlton Smith	LB	6-3	243	So.-SQ	Houston, Texas (Lamar HS)
42*	Hunter Faust	LB	6-1	232	Fr.-RS	New Orleans, La. (Jesuit HS)
42*	Aaron Moffitt	TE	6-2	252	So.-SQ	Baton Rouge, La. (Catholic HS)
43*	Preston Stafford	PK	5-11	164	Fr.-RS	Pontotoc, Miss. (Catholic HS)
43*	Ray Thornton	OLB	6-3	227	Jr.-2L	Killeen, Texas (Shoemaker HS)
44	Tory Carter	FB	6-1	250	Jr.-2L	Valdosta, Ga. (Lee County HS)
45	Stephen King	TE	6-6	228	Fr.-RS	Alexandria, Va. (Hayfield Secondary School)
46	Andre Anthony	OLB	6-4	250	Jr.-1L	New Orleans, La. (Edna Karr HS)
47*	Nelson Jenkins III	DL	6-4	286	Fr.-RS	Maringouin, La. (Plaquemine HS)
47*	Quentin Skinner	SNP	6-0	253	Fr.-HS	Buford, Ga. (Buford HS)
48	Blake Ferguson	SNP	6-3	235	Sr.-3L	Smyrna, Ga. (Buford HS)
49*	Jansen Mayea	TE	6-3	239	Fr.-RS	New Iberia, La. (Westgate HS)
49*	Travez Moore	OLB	6-4	246	Jr.-RS	Bastrop, La. (Bastrop HS/Copiah-Lincoln CC)
51	Dare Rosenthal	OT	6-7	314	Fr.-RS	Ferriday, La. (Ferriday HS)
52	Tayte Langley	LB	6-3	245	Fr.-HS	Iota, La. (Iota HS)
53	Soni Fonua	OLB	6-3	274	Jr.-JC	Salt Lake City, Utah (East HS/Mesa CC)
54	Aaron Benfield	LB	6-2	230	Fr.-HS	Thibodaux, La. (E.D. White Catholic HS)

ALPHABETICAL ROSTER

No.	Name	Pos.
46	Andre Anthony	OLB
32	Avery Atkins	PK
29*	Alex Aucoin	WR
3*	AJ Aycock	QB
23*	Micah Baskerville	LB
54	Aaron Benfield	LB
75	Anthony Bradford	OL
15	Myles Brennan	QB
9*	Marcel Brooks	S
89	Colby Brunet	WR
9*	Joe Burrow	QB
71	Donavaughn Campbell	OL
44	Tory Carter	FB
18	K'Lavon Chaisson	OLB
77	Saahdiq Charles	OT
1*	Ja'Marr Chase	WR
55	Jarell Cherry	DE
35	Damone Clark	LB
34*	Lloyd Cole	CB
30*	Cade Comeaux	DB
34*	Connor Culp	PK
24*	Chris Curry	RB
79	Lloyd Cushenberry III	C
3*	Tyrion Davis-Price	RB
76	Austin Deculus	OL
7	Grant Delpit	S
19	Derrick Dillon	WR
22	Clyde Edwards-Helaire	RB
4*	John Emery Jr.	RB
94	Joseph Evans	DL
92	Neil Farrell Jr.	DE
42*	Hunter Faust	LB
91	Breiden Fehoko	DL
48	Blake Ferguson	SNP
25*	Cordale Flott	CB
53	Soni Fonua	OLB
87	Evan Francioni	WR
1*	Kristian Fulton	CB
14*	Maurice Hampton Jr.	DB
64	Austin Harden	OL
4*	Todd Harris Jr.	S
57	Chasen Hines	OG
82	Brandon Hubicz	TE
62	Siaki Ika	NT
70	Ed Ingram	OG
2	Justin Jefferson	WR
83	Jaray Jenkins	WR
47*	Nelson Jenkins III	DL
29*	Raydarius Jones	CB
27	Treven Kately	DB
45	Stephen King	TE
12*	Walker Kinney	QB
13	Jontre Kirklín	CB
52	Tayte Langley	LB
90	Rashard Lawrence	DE
5*	Devonta Lee	WR
31*	Cameron Lewis	S
68	Damien Lewis	OG
59	Desmond Little	OLB
97	Glen Logan	DE
73	Adrian Magee	OL
6*	Terrace Marshall Jr.	WR
86	Michael Martin	WR
30*	Jack Mashburn	TE
49	Jansen Mayea	TE
26	Kendall McCallum	LB
31*	Thomas McGoeey	WR
14*	John Gordon McKernan	QB
84	TK McLendon	TE

2019 NUMERICAL ROSTER

55	Jarell Cherry	DE	6-3	264	Fr.-RS	Dallas, Texas (Carter HS)
57	Chasen Hines	OG	6-3	336	So.-1L	Marshall, Texas (Marshall HS)
58*	Jared Small	LB	6-0	213	So.-SQ	Baton Rouge, La. (Catholic HS)
58*	Kardell Thomas	OL	6-3	329	Fr.-HS	Baton Rouge, La. (Southern Lab HS)
59	Desmond Little	OLB	6-5	210	Fr.-HS	Prichard, Ala. (Vigor HS)
61	Cameron Wire	OT	6-6	300	Fr.-RS	Gonzales, La. (East Ascension HS)
62	Siaki Ika	NT	6-4	354	Fr.-HS	Salt Lake City, Utah (East HS)
63	Michael Smith	OL	6-2	325	Jr.-SQ	Killeen, Texas (Ellison HS)
64	Austin Harden	OL	6-1	310	Fr.-HS	Patterson, La. (Patterson HS)
65	Jakori Savage	OL	6-6	294	Jr.-2L	Bay Minette, Ala. (Baldwin County HS)
68	Damien Lewis	OG	6-3	332	Sr.-1L	Canton, Miss. (Canton HS/NW Mississippi CC)
69	Charles Turner	OL	6-4	266	Fr.-HS	Canton, Ohio (IMG Academy)
70	Ed Ingram	OG	6-4	295	So.-1L	Desoto, Texas (Desoto High School)
71	Donavaughn Campbell	OL	6-5	360	Jr.-1L	Ponchatoula, La. (Ponchatoula HS)
72	Tyler Shelvin	NT	6-3	346	So.-1L	Lafayette, La. (Notre Dame HS)
73	Adrian Magee	OL	6-4	343	Sr.-3L	Franklinton, La. (Franklinton HS)
74	Badara Traore	OT	6-7	320	Sr.-1L	Boston, Mass. (Matignon HS/ASA College)
75	Anthony Bradford	OL	6-7	355	Fr.-HS	Muskegon, Mich. (Muskegon HS)
76	Austin Deculus	OL	6-7	322	Jr.-2L	Mamou, La. (Cy-Fair HS)
77	Saahdiq Charles	OT	6-4	295	Jr.-2L	Jackson, Miss. (Madison-Ridgeland Academy)
78	Thomas Perry	OL	6-6	341	Fr.-HS	Lafayette, La. (Teurlings Catholic HS)
79	Lloyd Cushenberry III	C	6-4	315	Jr.-2L	Carville, La. (Dutchtown HS)
80	Jamal Pettigrew	TE	6-6	258	Jr.-1L	New Orleans, La. (Saint Augustine HS)
81	Thaddeus Moss	TE	6-3	249	Jr.-SQ	Charlotte, N.C. (Mallard Creek HS/NC State)
82	Brandon Hubicz	TE	6-2	197	Fr.-HS	Baton Rouge, La. (Catholic HS)
83	Jaray Jenkins	WR	6-4	195	Fr.-RS	Jena, La. (Jena HS)
84	TK McLendon	TE	6-5	263	Jr.-JC	Soperton, Ga. (Treulton HS/Copiah-Lincoln CC)
85	Ray Parker	DE	6-5	233	Fr.-HS	Ruston, La. (Ruston HS)
86	Michael Martin	WR	5-9	174	Fr.-RS	Weslaco, Texas (University HS)
87	Evan Francioni	WR	6-0	194	Fr.-RS	River Ridge, La. (Archbishop Rummel HS/UNO)
89	Colby Brunet	WR	6-0	194	Jr.-1L	Metairie, La. (Archbishop Rummel HS)
90	Rashard Lawrence	DE	6-2	308	Sr.-3L	Monroe, La. (Neville HS)
91	Breiden Fehoko	DL	6-2	291	Sr.-1L	Honolulu, Hawaii (Farrington HS/Texas Tech)
92	Neil Farrell Jr.	DE	6-4	298	Jr.-2L	Mobile, Ala. (Murphy HS)
94	Joseph Evans	DL	6-2	288	Fr.-HS	Haynesville, La. (Haynesville HS)
97	Glen Logan	DE	6-4	309	Jr.-2L	Kenner, La. (Destrehan HS)

* - denotes duplicate numbers

ALPHABETICAL ROSTER

17	Racey McMath	WR
42*	Aaron Moffitt	TE
11	Eric Monroe	S
36*	Derian Moore	S
49	Travez Moore	DE
81	Thaddeus Moss	TE
23*	Corren Norman	RB
33	Trey Palmer	WR
85	Ray Parker	TE
8*	Peter Parrish	QB
78	Thomas Perry	OL
80	Jamal Pettigrew	TE
6*	Jacob Phillips	LB
8*	Patrick Queen	LB
51*	Dare Rosenthal	OT
65	Jakori Savage	DL
72	Tyler Shelvin	NT
47*	Quentin Skinner	SNP
58	Jared Small	LB
41	Carlton Smith	LB
63	Michael Smith	OL
43*	Preston Stafford	PK
12*	Donte Starks	LB
3*	JaCoby Stevens	S
24*	Derek Stingley Jr.	CB
10	Stephen Sullivan	TE
58	Kardell Thomas	OL
43*	Ray Thornton	OLB
28	Clyde Townsend	WR
74	Badara Traore	OT
69	Charles Turner	OL
5*	Kary Vincent Jr.	CB
38	Zach Von Rosenberg	P
16	Jay Ward	CB
25*	Josh Williams	RB
61	Cameron Wire	OT
36*	Cade York	PK

* denotes duplicate number

Pronunciation Guide

PLAYERS

89 Colby Brunet	Brew-nay	83 Jaray Jenkins	juh-Ray	51 Dare Rosenthal	Dare (rhymes with "care")
18 K'Lavon Chaisson	K-luh-von Chase-on	13 Jontre Kirklin	Jon-tray	65 Jakori Savage	Juh-core-ee
77 Saahdiq Charles	Sah-deek	90 Rashard Lawrence	Ruh-shard	48 Dantrieze Scott	Don-treez
55 Jarell Cherry	juh-Rell	17 Racey McMath	Race-ee	10 Stephen Sullivan	stuh-Fahn
35 Damone Clark	duh-Moan	57 Chasen Hines	Chase-in	74 Badara Traore	buh-Dah-uh Tray-or
54 Davin Cotton	Dav-in	92 Neil Farrell Jr.	Fair-ull		
76 Austin Deculus	Deck-you-luss	91 Breiden Fehoko	Bray-den fuh-Ho-ko		
22 Clyde Edwards-Helaire	E-lair				

COACHES

Dave Aranda	uh-Ran-duh
Ed Orgeron	O-zhure-on

Listen to all pronunciations on the roster page at [LSUsports.net/football](https://lsusports.net/football)