



¹LSU



COLLEGE FOOTBALL PLAYOFF



GAME NOTES 2019



**JOE
BURROW**

STANDARD SET. LEGACY LEFT.

**HEISMAN TROPHY
MAXWELL AWARD
MANNING AWARD FINALIST
WALTER CAMP PLAYER OF THE YEAR
DAVEY O'BRIEN AWARD
JOHNNY UNITAS GOLDEN ARM AWARD WINNER
AP PLAYER OF THE YEAR
AP FIRST TEAM ALL-SEC*
AP SEC OFFENSIVE PLAYER OF THE YEAR*
FIRST TEAM ALL-SEC COACHES' TEAM
UNANIMOUS ALL-AMERICAN**





JA'MARR CHASE



CAN'T GUARD CHASE.

BILETNIKOFF AWARD WINNER
UNANIMOUS ALL-AMERICAN
FIRST TEAM ALL-SEC



7EGENDARY.

THORPE AWARD WINNER
CONSENSUS ALL-AMERICAN
FIRST TEAM ALL-SEC



GRANT DELPIT

ELITE HARDWARE

COLLEGE FOOTBALL AWARD WINNERS



BEDNARIK AWARD
Tyrann Mathieu 2011
Patrick Peterson 2010



BILETNIKOFF AWARD
Ja'Marr Chase 2019
Josh Reed 2001



BROYLES AWARD
Joe Brady 2019
John Chavis 2011



BUTKUS AWARD
Devin White 2018



WALTER CAMP AWARD
Joe Burrow 2019



CAMPBELL TROPHY
Rudy Niswanger 2005



HEISMAN TROPHY
Joe Burrow 2019
Billy Cannon 1959



HORNUNG AWARD
Odell Beckham Jr. 2013



LOMBARDI AWARD
Glenn Dorsey 2007



LOTT TROPHY
Glenn Dorsey 2007



MANNING AWARD
JaMarcus Russell 2006



MAXWELL AWARD
Joe Burrow 2019



JOE MOORE AWARD
LSU Offensive Line 2019



NAGURSKI TROPHY
Glenn Dorsey 2007



DAVEY O'BRIEN AWARD
Joe Burrow 2019



OUTLAND TROPHY
Glenn Dorsey 2007



RIMINGTON TROPHY
Ben Wilkerson 2004



THORPE AWARD
Grant Delpit 2019
Morris Claiborne 2011
Patrick Peterson 2010



UNITAS GOLDEN ARM AWARD
Joe Burrow 2019



WUERFFEL TROPHY
Rudy Niswanger 2005

LSU's Highest Heisman Trophy Finishes

- 1st - 2019 Joe Burrow, quarterback (2,608 points)
- 1st - 1959 Billy Cannon, halfback (1,929 points)
- 2nd - 1962 Jerry Stovall, halfback (618 points)
- 3rd - 1958 Billy Cannon, halfback (975 points)
- 4th - 1972 Bert Jones, quarterback (351 points)
- 5th - 2011 Tyrann Mathieu, safety (327 points)
- 5th - 1978 Charles Alexander, running back (282 points)



NATIONAL COACH OF THE YEAR

- Ed Orgeron 2019
- Les Miles 2011
- Nick Saban 2003
- Jerry Stovall 1982
- Charles McClendon 1970
- Paul Dietzel 1958

EVERYBODY EATS

621

LSU has scored 621 points in 13 games. The Tigers broke the record of 541 set by the 2007 team.

48

Joe Burrow has thrown 48 touchdown passes in 2019. Burrow set the school record for touchdown passes in a season against Mississippi State with 29. He also passed Missouri's Drew Lock for the SEC record.

20

Burrow has 20 or more completions in 16-straight games for a school record.

4,715

Burrow's passing yards this season, which broke the school record set by Rohan Davey. He is the fourth player in SEC history to throw for 4,000 yards and owns the league record for yards in a season.

19

A total of 19 players have at least one reception in 2019, including all five running backs.

63

LSU is 63-for-65 in the red zone this season, the most red zone scores in the country and the 96.9 percent conversion is third in the nation.

18

Ja'Marr Chase has 18 touchdowns receptions this season, which is tied for the SEC record. Chase surpassed Dwayne Bowe's record of 12 set in 2006.

77.9

Burrow's completion percentage, which is first in the country and on pace to break the NCAA record of 76.7 set by Texas QB Colt McCoy in 2008.

1,000

Ja'Marr Chase and Justin Jefferson became the fourth duo from the same school with 1,000 receiving yards in SEC history.

7,206

The LSU offense set the record for yards in a season against Arkansas, beating the record of 6,152 set in 2007.

714

LSU put up 714 yards of total offense against Ole Miss for the second most in school history and most in an SEC game.

489

Quarterback Joe Burrow threw for 489 yards at Ole Miss for the second most in a game in school history.

3

Wide receivers Justin Jefferson, Ja'Marr Chase and Terrace Marshall Jr. became the first trio in school history with 100 or more receiving yards in a game at Texas.

6

Burrow set the school record for touchdown passes in a game with six at Vanderbilt.

66

The most points in regulation of an SEC game in school history.



JOE BURROW

342-of-439, 4,715 Yards, 48 Touchdowns

TALKING TIGERS

Clyde Edwards-Helaire

197 Attempts, 1,290 Yards, 16 Touchdowns

Justin Jefferson

88 Receptions, 1,207 Yards, 14 Touchdowns

Ja'Marr Chase

73 Receptions, 1,498 Yards, 18 Touchdowns

Terrace Marshall Jr.

37 Receptions, 545 Yards, 10 Touchdowns

"Anybody can do it when there's a clean pocket and guys are wide open. The great quarterbacks — when they get knocked down, when they're getting sacked a bunch, when they're getting pressures — it doesn't faze them one bit. That's what Joe Burrow is doing for LSU this season."

Danny Kanell, CBS Sports

"If you didn't watch it (LSU vs. Texas), then you better be ready for old LSU. Joey Burrow has a new offense. He's got great receivers. I walk out of here tonight with this different approach from LSU. They are attacking. This quarterback is for real. In the year of quarterbacks all around the country, you better add Joe Burrow. This kid is a fighter. It's going to be a lot of fun to watch LSU as they get ready for the SEC West."

- Kirk Herbstreit, ESPN

"You look at the confidence that the rest of the team feels because (Joe's) their quarterback, you can tell. Being on the sideline when he runs out, it's different. It's the first time in a long time LSU fans feel like that guy's special at that position."

- Marcus Spears, SEC Network

Joe Burrow has made the most incredible transformation from one year to the next that I have seen."

- Paul Finebaum, ESPN

"To outsiders, Burrow might sound cocky, brash or even arrogant. For the people who know him best, his self-confidence is simply a product of his preparation and determination to outwork everyone else."

-Mark Schlabach, ESPN Senior Writer

"Joe burrow has shown up time and time again on the biggest stages in the biggest games when they needed him most."

- Reggie Bush, FOX Sports



Peach Bowl Week

22

SUNDAY

Travel to Atlanta
No Media Availability

23

MONDAY

Practice
11:45 a.m. - Mercedes-Benz Stadium
(Closed to Media)

Select Player and Head Coach Availability
2 p.m. - Hyatt Regency

24

TUESDAY

Practice
11:15 a.m. - Mercedes-Benz Stadium
(Open to Media)

Coordinators and Player Availability
8:30 a.m. - Hyatt Regency

25

WEDNESDAY

Practice
11:15 a.m. - Mercedes-Benz Stadium
(Closed to Media)

No Media Availability

26

THURSDAY

Practice
11:20 a.m. - Mercedes-Benz Stadium
(Open to Media)

Media Day
8:30 a.m. - College Football Hall of Fame

27

FRIDAY

Practice
4:25 p.m. - Mercedes-Benz Stadium
(Closed to Media)

Joint Head Coaches Press Conference
9:30 a.m. - Hyatt Regency International Ballroom

28

SATURDAY

Gameday
LSU vs. Oklahoma
4 p.m. | ESPN



LSU Media Services

Ed Orgeron Interviews

Monday Press Luncheon:

LSU head coach Ed Orgeron meets with the media each Monday of game week in the Lawton Room at Tiger Stadium. Lunch is served at 11:30 a.m. followed by comments from the Coach Orgeron at 12:30 p.m. CT. Media members can park in Lot 104 (formerly Lot F) on campus, which is located off Nicholson Drive in front of the track stadium. A transcript of Coach Orgeron's opening statement as well as the question and answer session can be found on www.LSUsports.net.

Listen To Ed Orgeron's Weekly Press Conference

Members of the media can access the audio portion of Coach Orgeron's Weekly Press Luncheon each Monday starting at 12:30 p.m. CT at www.LSUsports.net/live or over the radio in the Baton Rouge area on 104.5 FM.

SEC Teleconference

The 14 SEC coaches are featured on a weekly teleconference each Wednesday at 10 a.m. CT during the regular season. Coach Orgeron speaks for 10 minutes starting at 10 a.m. Contact the LSU Sports Information Department to obtain the phone number to access the call.

Thursday Post-Practice

Coach Orgeron meets with the media at approx. 5:30 p.m. each Thursday during the regular season in the indoor facility at the LSU Operations Center.

LSU Player Interviews

LSU players are available to the media during a typical game week on Monday at 5:30 p.m. on the indoor field at the Football Operations Building. Interview requests for the Monday media opportunity should be made at least 24 hours in advance and emailed to Michael Bonnette (mbonnet@lsu.edu) and Brandon Berrio (bberri1@lsu.edu). Members of the media are not permitted to contact players on their cell phones under any circumstance.

LSU Video Newsfeed

LSU will be distributing video interviews and other highlights via FTP during the 2018 season. A link to download -the newsfeed will be emailed to members of the media each Monday afternoon during the season. Email Michael Bonnette at mbonnet@lsu.edu to be placed on the distribution list.

WHO TO CONTACT

Communications Office • (225) 578-8226

Michael Bonnette • Assoc. AD/Communications

Coach Orgeron and Player Interview Requests |
E-mail: mbonnet@lsu.edu

Brandon Berrio • Asst. Communications Director

Player Interview Requests | E-mail: bberri1@lsu.edu

LSU Director of Digital Media

Todd Politz - todd@lsusp.com

LSU Creative Services

Jason Feirman - jfeirman@lsu.edu (Logos)
Chris Parent - cparen3@lsu.edu (Photos)

Network Operations/SEC Network

Kevin Wagner - jwagne2@lsu.edu

LSU Sports Productions

David Landry - david@lsusp.com

LSU Radio

Chris Blair - chris@lsusp.com

LSU Sports Information Mailing Address

LSU Athletic Administration Building
Baton Rouge, LA 70803

ON THE INTERNET

www.LSUsports.net/media

The Official Website of LSU Athletics is home to all the football information you need. Schedules, results, rosters, bios, statistics and game notes can be found and are always up to date. The GAMEDAY section, updated daily, has all relevant info for the upcoming game.

CollegePressBox.com

Collegepressbox.com is the official media website for SEC Football. Access and download weekly game notes, quotes, statistics, media guides, headshots, logos, flip cards and more for the conference and each of its member schools. Login information will be distributed to accredited media or you can apply for a password by sending an e-mail to password@collegepressbox.com.

LSU Football on Twitter & Facebook

facebook.com/LSUfootball
twitter.com/LSUfootball
instagram.com/LSUfootball
twitter.com/Coach_EdOrgeron
twitter.com/LSUMediaAlerts
LSUsports.net/connect



2019 FOOTBALL GAME NOTES



NATIONAL CHAMPIONS

1958 • 2003 • 2007

SEC CHAMPIONS

1935 • 1936 • 1958 • 1961

1970 • 1986 • 1988 • 2001

2003 • 2007 • 2011 • 2019

GAME
14



Oklahoma
December 28, 2019

Mercedes-Benz Stadium
Atlanta, Ga.
3 p.m. CT • ESPN (Megacast)

BREAKDOWN



**COLLEGE FOOTBALL
PLAYOFF**

LSU

Record 13-0, 8-0 SEC
Ranking No. 1
Last Game December 7 vs. Georgia
SEC Championship Game
Won, 37-10

Head Coach Ed Orgeron (3rd Season)
Career Record 54-36
LSU Record 38-9
CFB Playoff First Game



Oklahoma

Record 12-1, 8-1 Big 12
Ranking No. 4
Last Game December 7 vs. Baylor
Big 12 Championship Game
Won, 30-23
Head Coach Lincoln Riley
Record at OU 37-5
Career Record Same



COACH LOCATIONS

On The Field

Ed Orgeron, Head Coach
Dave Aranda, Defensive Coordinator
James Cregg, Offensive Line
Bill Johnson, Defensive Line
Mickey Joseph, Wide Receivers
Greg McMahon, Special Teams
Corey Raymond, Defensive Backs
Tommie Robinson, Running Backs
In The Press Box
Joe Brady, Passing Game Coordinator
Bill Busch, Safeties
Steve Ensminger, Offensive Coordinator, QBs

ON THE AIR



Chris Blair, Play-By-Play
Doug Moreau, Analyst
Gordy Rush, Reporter



Sean McDonough, Play-by-Play
Todd Blackledge, Analyst
Holly Rowe, Reporter

LSU Media Central

Media can access the current media guide, updated statistics and game notes all in one location at www.LSUsports.net/media.

2019 SCHEDULE

DATE	OPPONENT/TV	TIME (CT)	SERIES RECORD
Aug. 31	Georgia Southern [SECN]	Won, 55-3	LSU leads 1-0
Sept. 7	at No. 9 Texas [ABC]	Won, 45-38	Texas leads 9-8-1
Sept. 14	Northwestern State (Purple Game) [SECN]	Won, 65-14	LSU leads 12-0
Sept. 21	at Vanderbilt * [SECN]	Won, 66-38	LSU leads 23-7-1
Oct. 5	Utah State [SECN]	Won, 42-6	LSU leads 3-0
Oct. 12	No. 7 Florida * (Homecoming) [ESPN]	Won, 42-28	Florida leads 33-30-3
Oct. 19	at Mississippi State * [CBS]	Won, 36-13	LSU leads 75-35-3
Oct. 26	No. 9 Auburn * (Gold Game) [CBS]	Won, 23-20	LSU leads 31-22-1
Nov. 9	at No. 2 Alabama * [CBS]	Won, 46-41	Alabama leads 53-26-5
Nov. 16	at Ole Miss * [ESPN]	Won, 58-37	LSU leads 63-41-4
Nov. 23	Arkansas * [ESPN] (LSU Salutes)	Won, 56-20	LSU leads 41-22-2
Nov. 30	Texas A&M * [ESPN] (Senior Tribute)	Won, 50-7	LSU leads 34-20-3
Dec. 7	SEC Championship vs. No. 4 Georgia [CBS]	Won, 37-10	LSU 5-1 in Title Game
Dec. 28	CFB Playoff vs. No. 4 Oklahoma [ESPN]	3 p.m. CT	First CFP Appearance

NEXT UP

► LSU (13-0), champions of the Southeastern Conference, will make its first appearance in the College Football Playoffs when the top-ranked Tigers face fourth-ranked Oklahoma (12-1) in the Chick-fil-A Bowl on Saturday, Dec. 28 at Mercedes-Benz Stadium in Atlanta. Kickoff is set for 3 p.m. CT on ESPN.

► The Oklahoma contest will mark the sixth time LSU has faced a Top 10 opponent in 2019. The Tigers are 5-0 against Top 10 this year – the most wins over Top 10 team in a season in school history. LSU has won six straight and nine of its last 10 games against Top 10 teams.

► LSU and Oklahoma meet for just the third time, and the first since a 21-14 Tiger victory in the 2004 BCS National Championship Game in New Orleans. The win over Oklahoma in the BCS title game gave LSU its first national title since 2003. LSU has since won the 2007 national title and has three national championships to its credit (also won 1958). The LSU-OU series is tied 1-1.

► LSU goes into the contest having been ranked No. 1 in the AP Poll since Week 10 and No. 1 in the Coaches Poll since Week 12.

► The Tigers, winners of 14 straight dating back to last year, are coming off a 37-10 win over then-No. 4 Georgia in the SEC Championship Game. The 14-game winning streak ties for the third-longest winning streak in school history.

► LSU is 13-0 for the second time in school history. The only other 13-0 start in school history came in 2011 when the Tigers started 13-0 before falling in the national championship game.

► Overall, LSU will be playing its 30th consecutive game as a Top 25 team on Saturday. LSU has been a Top 25 team for 42 of the 47 games under Coach O with 21 of those coming as a Top 10 team.

► National Coach of the Year Ed Orgeron brings a 38-9 mark in 47 games as the Tiger coach into the contest. Of his 38 wins with the Tigers, 29 have come by double-figures, 10 have come against Top 10 teams and 16 have come against teams ranked in the Top 25.

► Coach O's 38 wins through 47 games ranks as the second-most for any coach in LSU history over that span. Only Les Miles (39 wins in 47 games) won more games than Orgeron during the first 47 games of his LSU coaching career. Orgeron ranks ahead of Bernie Moore (36 wins in 47 games); Charles McClendon (34 wins in 47 games) and Nick Saban (34 wins in 47 games).

► Orgeron's 10 Top 10 wins ties as the second-most for an LSU coach in school history, trailing only Les Miles (16 in 12 years). He's tied with Charles McClendon (10 in 18 years). Orgeron is 10-3 against Top 10 teams at LSU.

► LSU has won at least 8 games for 20 straight seasons. The 20-year streak is the longest among Power 5 schools along with Oklahoma, and ranks second to only Boise State (21) among all FBS schools.

► Under Orgeron, LSU is 22-1 when having a 100-yard rusher, including a 6-0 mark in 2019, and the Tigers are 36-2 when reaching the 20-point mark.

► LSU leads the nation in total offense with 554.3 yards per game. In 13 games, the Tigers have gone over the 500-yard mark 10 times, which includes three 600-yard games and one 700-yard game.

► The Tigers are also No. 1 nationally in redzone offense (63-of-65), No. 2 passing offense (386.8), and No.3 in scoring offense (47.8). LSU has scored 40 or more points a school-record 10 times, which includes four 50-point games and two 60-point games.

► LSU's defense, which have allowed only 40 first quarter points all season, is giving up 21.2 points and 341.3 total yards (119.6 rushing, 221.7 passing) per game.

► This year's LSU offense is the first in the history of the SEC to feature a 4,000-yard passer (Joe Burrow with 4,715 yards), a 1,000-yard rusher (Clyde Edwards-Helaire with 1,290), and two 1,000-yard receivers (Ja'Marr Chase with 1,498 and Justin Jefferson with 1,207).

► Heisman Trophy winning QB Joe Burrow is first player in SEC history to throw for 4,000 yards and 40 TDs in a season. He's the SEC single-season record holder for passing yards (4,715) and passing TDs (48).

► QB Joe Burrow leads the nation in passing TDs (48), completion percentage (77.9) and points responsible for (308), and he's second nationally in passing yards (4,715), yards per game (362.7), and total offense (384.9).

► In 13 games, Burrow has completed 342-of-439 passes for 4,715 yards, 48 TDs and only six interceptions. He's thrown at least one TD pass in 17 straight games and he's gone over the 300-yard mark in 13 of the last 16 games.

► Biletnikoff Award winner Ja'Marr Chase tied the SEC record for TD receptions in a season with 18. He's caught 73 passes for 1,498 yards (124.8 per game). Justin Jefferson leads the Tigers in receptions with 88 and he's second on team in yards (1,207) and TD receptions (12).

► TE Thaddeus Moss holds the LSU single-season record for catches by a tight end with 38 for 435 yards.

► RB Clyde Edwards-Helaire led the SEC in rushing TDs with 16 and he's No. 2 in the league in total TDs (17), trailing only teammate Chase (18). He rushed for 100+ yards in six of LSU's nine SEC games. His 1,290 rushing yards in the second-most in the SEC, while his 99.23 ranks No. 4 in the league.

* LB Jacob Phillips leads the Tigers in tackles with 97; OLB K'Lavon Chaisson is first on team in tackles for loss (11.5); S Jacoby Stevens leads team in sacks (5.0) to go with 8.5 TFL.

► Consensus All-America CB Derek Stingley led the SEC in both interceptions (6) and passes defended (21).

BY THE NUMBERS

21

LSU hasn't trailed in 21 consecutive quarters, a streak that dates back to the third quarter of the Auburn game on Oct. 26. Overall, LSU has trailed only four times all season and never in the fourth quarter.

49

LSU has scored points in 49 of a possible 52 quarters this year.

60

Of LSU's 78 offensive touchdowns, 60 have come on drives of less than 3 minutes.



COACH ORGERON

LEADING THE WAY.

HOME DEPOT COACH OF THE YEAR

AP COACH OF THE YEAR

SEC COACH OF THE YEAR

5 TOP-10 WINS

13-0





Ed Orgeron

Head Coach

Overall Record: 54-36
LSU Record: 38-9
(Fourth year)

THE ORGERON FILE

Year at LSU: Fifth (Fourth as head coach)

Birthdate: July 27, 1961, in Larose, La.

Wife: Kelly

Children: Tyler, Parker, Cody

High School: South Lafourche High School (Galliano, La.)

College: Northwestern State (La.), 1984

YEAR-BY-YEAR HEAD COACHING RECORD

YEAR	SCHOOL	OVERALL RECORD
2005	Ole Miss	3-8
2006	Ole Miss	4-8
2007	Ole Miss	3-9
2013	Southern Cal	6-2
2016	LSU	6-2
2017	LSU	9-4
2018	LSU	10-3
2019	LSU	13-0
Overall		54-36

PLAYING EXPERIENCE

1981-84 Northwestern (La.) State (defensive line)

COACHING EXPERIENCE

1984	Northwestern (La.) State (graduate assistant)
1985	McNeese State (graduate assistant)
1986-87	Arkansas (assistant strength coach)
1988-92	Miami (Fla.) (graduate assistant, 1988; defensive line 1989-92)
1994	Nicholls State (linebackers)
1995-97	Syracuse (defensive line)
1998-2004	Southern Cal (defensive line, 1998-2002; recruiting coordinator, 2001-04)
2005-07	Ole Miss (head coach)
2008	New Orleans Saints (defensive line)
2009	Tennessee (defensive line/recruiting coordinator)
2010-12	Southern Cal (defensive coordinator/defensive line/recruiting coordinator, 2010-13; interim head coach, 2013)
2015-pres.	LSU (defensive line; recruiting coordinator, 2016; interim head coach, Sept. 25, 2016, head coach, Nov. 26, 2016)

BOWL EXPERIENCE

SEASON	BOWL	TEAM	OPPONENT	RESULTS
AS ASSISTANT COACH				
1986	Orange	Arkansas	Oklahoma	L, 42-8
1987	Liberty	Arkansas	Georgia	L, 20-17
1988	Orange	Miami	Nebraska	W, 23-3
1989	Sugar	Miami	Alabama	W, 33-25
1990	Cotton	Miami	Texas	W, 46-3
1991	Orange	Miami	Nebraska	W, 22-0
1992	Sugar	Miami	Alabama	L, 34-13
1995	Gator	Syracuse	Clemson	W, 41-0
1996	Liberty	Syracuse	Houston	W, 30-17
1997	Fiesta	Syracuse	Kansas State	L, 35-18
1998	Sun	Southern Cal	TCU	L, 28-19
2001	Las Vegas	Southern Cal	Utah	L, 10-6
2002	Orange	Southern Cal	Iowa	W, 38-17
2003	Rose	Southern Cal	Michigan	W, 28-14
2004	Orange	Southern Cal	Oklahoma	W, 55-19
2009	Chick-fil-A	Tennessee	Virginia Tech	L, 37-14
2012	Sun	Southern Cal	Georgia Tech	L, 21-7
2015	Texas	LSU	Texas Tech	W, 56-27
AS HEAD COACH				
2016	Citrus	LSU	Louisville	W, 29-9
2017	Citrus	LSU	Notre Dame	L, 21-17
2018	Fiesta	LSU	UCF	W, 40-32
2019	Peach	LSU	Oklahoma	

Ed Orgeron grew up a Tiger fan. He developed a passion for the Tigers at an early age, becoming a fan of some of the all-time LSU greats in the 1970s. Players like Bert Jones, Ronnie Estay, Tommy Casanova and Charles Alexander ignited a purple and gold fire under Orgeron that still burns today.

Now as he enters his third full season as head coach of the Tigers, Orgeron has leveraged his passion and love for LSU into a determination and drive that sees him spend nearly every waking moment focused on LSU football and his vision for the program.

With a "One Team, One Heartbeat" motto and high-energy practices that focus on being crisp and efficient, the players have bought into the Orgeron system, both on and off the field and the results are hard to ignore.

Orgeron has guided the Tigers to a 38-9 overall mark in his 47 games as the LSU head coach. Of his 38 victories, 16 have come against teams ranked in the Top 25, including 10 over Top-10 opponents. Furthermore, of Coach O's 38 wins, 24 have come against SEC foes and 29 have come by double-digits. As head coach of the Tigers, Orgeron has a 10-3 mark against Top 10 opponents, which includes a school-record five Top 10 wins in 2019.

Under Orgeron, the Tigers have played 42-of-47 games ranked in the Top 25, including all 13 games in 2018 and 2019.

In 2019, Orgeron has been named National Coach of the Year by Walter Camp and Eddie Robinson and he was also named the SEC Coach of the Year.

Orgeron guided the Tigers to the most dominant regular season in school history with the Tigers posting a 13-0 mark and outscoring opponents, 621-275. LSU goes into the Oklahoma game riding a streak of 21 straight quarters without trailing (dates back to Auburn game on Oct. 26). The Tigers have only trailed only four times all year and have yet to trail in the fourth quarter.

During offseason, Orgeron hired Joe Brady – the winner of the 2019 Broyles Award as nation's top assistant coach – to install the spread offense. The results were unlike anything ever seen before at the school as the Tigers have set nearly every offensive record in LSU history behind the play of Heisman Trophy quarterback Joe Burrow and the play-calling of offensive coordinator Steve Ensminger.

In addition to Burrow's sweep of National Player of the Year Awards, LSU produced the winner of the Biletnikoff Award (Ja'Marr Chase) and the Jim Thorpe Award (Grant Delpit). LSU set a school-record with five first team All-America selections in 2019. In 2018, Orgeron guided a young and inexperienced LSU team to a 10-3 overall mark and a final ranking of No. 6 nationally. It marked LSU's first 10-win season since 2013 and the highest final ranking for the Tigers since 2011. The Tigers capped the year with a 40-32 victory over No. 7 ranked Central Florida in the Fiesta Bowl, LSU's first New Year's Six Bowl victory since the new format was put in place in 2014.

For the first time in school history, Orgeron directed the Tigers to four wins over Top-10 teams beginning with a season-opening victory over No. 8 Miami. LSU followed that with a road victory over No. 7 Auburn, a home win over No. 3 Georgia and the bowl win over No. 7 UCF. Overall, LSU had five wins over Top 25 teams, which also included a victory over No. 22 Mississippi State.

Individually, Orgeron's 2018 team produced the school's first Butkus Award winner in Devin White along with three first-team all-Americans in White, cornerback Greedy Williams, and safety Grant Delpit. Delpit became only the ninth unanimous All-America in school history in 2018.

THE COACH O WAY

With the "One Team. One Heartbeat" motto, the Tigers seemingly became a different team overnight under Orgeron and the results that LSU sought soon followed.

As the head coach of the Tigers, Orgeron said he was going to "flip the script" and he assigned a theme for the daily practices. The purpose of the descriptive

practice themes for each day during the week is one of the ways that Orgeron and his staff hold the players accountable and focused both prior to and during the workout. The daily practice nicknames are as follows: Tell the Truth Monday, Competition Tuesday, Turnover/No Turnover Wednesday, No Repeat Thursday, and Focus Friday.

Orgeron has also opened the doors for former LSU players to come back and be active in the program. Having former players actively involved is a way for the current Tigers to get a better understanding of who helped build the foundation for the program, while also letting them see first-hand what it means to be a LSU Tiger and the responsibility that goes along with it.

Orgeron Coaching History

Orgeron, a native of Larose, Louisiana, is LSU's 33rd head football coach, and the first Louisiana native to serve as head coach of the Tigers since West Monroe native Jerry Stovall held the position for four seasons in the early 1980s.

Orgeron, who has also served as head coach at Ole Miss and Southern Cal, is 25-9 at LSU. His career mark as a collegiate head coach is 53-36, however he's 44-11 over his last 55 games. Orgeron went 6-2 as Southern Cal's interim head coach in 2013, taking over a USC team that stumbled to a 3-2 mark over the first five games of the year. Orgeron rallied the Trojans as USC closed out the regular season with wins in six of its final eight games.

Orgeron originally joined the Tiger staff in 2015 as defensive line coach, before adding the title of recruiting coordinator in the spring of 2016.

Prior to joining the LSU staff, Orgeron's last coaching stop came at Southern Cal where he served as recruiting coordinator and defensive line coach for the Trojans for four years (2010-13). Orgeron was elevated to interim head coach at USC for the final eight games of the 2013 season.

Orgeron served two stints at Southern Cal, the first as the Trojans' defensive line coach from 1998 to 2004. Orgeron coached under Paul Hackett at USC for three years from 1998 to 2000 and was one of just a handful of coaches retained by Pete Carroll when he took over as the Trojans' head coach in 2001.

Orgeron left USC in 2005 to become the head coach at Ole Miss, where he went 10-25 in three years with Rebels from 2005-07.

Orgeron spent the 2008 season coaching the defensive line for the New Orleans Saints and then joined Tennessee as defensive line coach and recruiting coordinator in 2009. He returned to Southern Cal following the 2009 season.

Orgeron made a name for himself as a top defensive line coach at the University of Miami from 1988-92, where he coached eight All-Americans, including NFL first-rounders Cortez Kennedy, Russell Maryland and Warren Sapp. In 1988, he was a graduate assistant at Miami, working with the defensive line.

Orgeron also was a graduate assistant at Northwestern (La.) State, his alma mater, in 1984 and McNeese State in 1985, working with the defensive line at both schools, then was an assistant strength coach at Arkansas for two years (1986-87).

Born July 27, 1961, he and his wife, Kelly, have three sons, Tyler, and twins Parker and Cody. Tyler is a member of the LSU football coaching staff, while Cody is the starting quarterback at McNeese State. Parker was a two-year starter at wide receiver for McNeese.

Away from the field, Coach O and his wife Kelly are active in many community endeavors with most of their time being spent supporting "Basket of Hope", which has the mission of giving hope to children diagnosed with cancer or other serious illness through the delivery of a Basket of Hope filled with toys, games, craft items, stuffed animals, gift cards, and other items. Coach O and Kelly make several trips to local hospitals each year to hand deliver these baskets and to spend time with the children and their families.

ORGERON'S SUPERLATIVES AT LSU

Most Points Scored

1.	72	at Texas A&M	11/24/18
2.	66	at Vanderbilt	9/21/19
3.	65	vs. Northwestern St.	9/14/19
4.	58	at Ole Miss	11/16/19
5.	56	vs. Arkansas	11/23/19

Fewest Points Allowed

1.	0	vs. Southeastern La.	9/8/18
	0	vs. BYU (in New Orleans)	9/2/17
3.	3	vs. Mississippi St.	10/20/18
	3	vs. Georgia Southern	8/31/19
5.	6	vs. Utah St.	10/5/19

Most First Downs

1.	35	at Ole Miss	11/16/19
2.	33	vs. Ole Miss	9/29/18
3.	32	vs. Utah St.	10/5/19
	32	vs. UCF (in Glendale, Ariz.)	1/1/19
5.	31	vs. Texas A&M	11/30/19
	31	vs. Northwestern St.	9/14/19
	31	at Texas A&M	11/24/18
	31	vs. Rice	11/17/18

Fewest First Downs Allowed

1.	6	vs. BYU (in New Orleans)	9/2/17
2.	8	vs. Georgia Southern	8/31/19
3.	11	vs. Louisville (in Orlando)	12/31/16
4.	10	vs. Utah St.	10/5/19
5.	12	vs. Texas A&M	11/30/19
	12	at Tennessee	11/18/17
	12	vs. Chattanooga	9/9/17

Most Rushing Attempts

1.	57	vs. BYU (in New Orleans)	9/2/17
2.	56	vs. Texas A&M	10/25/17
3.	55	at Ole Miss	10/21/17
4.	52	vs. UCF (in Glendale, Ariz.)	1/1/19
	52	vs. Missouri	10/1/16

Opponent's Fewest Rushing Attempts

1.	14	vs. BYU (in New Orleans)	9/2/17
2.	19	at Arkansas	11/10/18
3.	22	vs. Utah St.	10/5/9
	22	vs. Missouri	10/1/16
5.	23	vs. Northwestern St.	9/14/19

Most Rushing Yards

1.	418	vs. Missouri	10/1/16
2.	393	at Ole Miss	10/21/17
3.	390	at Arkansas	11/12/16
4.	311	vs. Ole Miss	10/22/16
5.	298	at Texas A&M	11/24/16

Fewest Rushing Yards Allowed

1.	-5	vs. BYU (in New Orleans)	9/2/17
2.	16	at Arkansas	11/10/18
3.	19	vs. Utah St.	10/5/19
4.	38	at Tennessee	11/18/17
5.	46	vs. Northwestern St.	9/14/19

Most Passes Attempted

1.	42	at Ole Miss	11/16/19
	42	vs. Auburn	10/26/19
3.	39	at Alabama	11/9/19
	39	vs. Utah St.	10/5/19
	39	at Texas	9/07/19
	39	at Texas A&M	11/24/18
	39	vs. Georgia Southern	8/31/19

Most Passes Completed

1.	32	at Ole Miss	11/16/19
	32	vs. Auburn	10/26/19
3.	31	at Alabama	11/9/19
	31	at Texas	9/07/19
5.	30	vs. Georgia Southern	8/31/19

Opponent's Fewest Pass Attempts

1.	11	vs. Georgia Southern	8/31/19
2.	15	vs. Rice	11/17/18
3.	16	at Florida	10/7/17
4.	17	vs. Florida	11/19/16
5.	19	vs. Alabama	11/5/16

Opponent's Fewest Passes Completed

1.	4	vs. Georgia Southern	8/31/19
2	7	vs. Rice	11/17/18
	7	vs. Florida	11/19/16
4.	8	vs. Mississippi St.	10/20/18
5.	9	vs. Auburn	10/14/17

Most Passing Yards

1.	488	vs. Northwestern St.	9/14/19
2.	471	at Texas	9/07/19
3.	418	at Vanderbilt	9/21/19
4.	425	vs. Texas A&M	11/30/19
5.	394	vs. UCF (in Glendale, Ariz.)	1/1/19

Opponent's Fewest Passing Yards

1.	24	vs. Georgia Southern	8/31/19
2.	59	vs. Mississippi St.	10/20/18
3.	97	vs. Texas A&M	11/30/19
4.	101	vs. Rice	11/17/18
5.	102	vs. BYU (in New Orleans)	9/2/17

Most Yards of Total Offense

1.	714	at Ole Miss	11/16/19
2.	634	vs. Missouri	10/1/16
3.	622	at Texas A&M	11/24/16
4.	612	vs. Arkansas	11/23/19
5	610	vs. Northwestern St.	9/14/19

Opponent's Fewest Yards of Total Offense

1.	97	vs. BYU (in New Orleans)	9/2/17
2.	98	vs. Georgia Southern	8/31/19
3.	198	vs. Rice	11/17/18
4.	159	vs. Utah St.	10/5/19
5.	169	vs. Texas A&M	11/30/19

Highest Punting Average (min. 3)

1.	58.0	vs. Southern Miss	10/15/16
2	51.7	vs. Georgia Southern	8/31/19
3.	49.2	at Tennessee	11/18/17
4.	49.16	at Auburn	9/15/18
5.	47.7	vs. Missouri	10/1/16

Highest Time of Possession

1.	44:31	vs. UCF (in Glendale, Ariz.)	1/1/19
2.	42:33	vs. Missouri	10/1/16
3.	41:03	vs. Utah St.	10/5/19
4.	40:21	vs. Arkansas	11/23/19
5.	37:40	at Ole Miss	10/21/17

Longest Scoring Drive (By Yards)

1.	99	vs. Utah St. (13 plays)	10/5/19
2.	97	vs. Ole Miss (7 plays)	10/22/16
3.	96	vs. Southeastern La. (7 plays)	9/8/18
4.	95	at Arkansas (2 plays)	11/12/16
5.	93	vs. Missouri (5 plays)	10/1/16

Longest Scoring Drive (By Time)

1.	7:24	at Arkansas (14-77)	11/10/18
2.	7:13	vs. BYU (in New Orleans) (13-66)	9/2/17
3.	7:12	vs. UCF (in Glendale, Ariz.) (12-78)	1/1/19
4.	6:55	at Arkansas (13-84)	11/12/16
5.	6:42	vs. Utah St. (13-99)	10/5/19

Longest Scoring Drive (By Plays)

1.	17	at Ole Miss (66 yds.)	11/17/19
2.	16	vs. Georgia (77 yds)	12/7/19
3.	15	at Texas A&M (90 yds.)	11/24/18
	15	vs. Mississippi St. (64 yds.)	10/20/18
	15	vs. Georgia (50 yds.)	10/13/18

ORGERON'S CAREER RECORD VS. OPPONENTS

Alabama	1-6
Arkansas	4-3
Auburn	3-3
Florida	2-3
Georgia	2-2
Kentucky	1-1
LSU	0-3
Mississippi State	3-3
Missouri	1-2
Ole Miss	4-0
South Carolina	0-0
Tennessee	1-1
Texas A&M	3-1
Vanderbilt	2-2
VS. SEC	27-30

Arizona	1-0
California	1-0
Colorado	1-0
Oregon St.	1-0
Stanford	1-0
UCLA	0-1
Utah	1-0
VS. Pac-12	6-1
Texas	1-0
VS. Big-12	1-0
Memphis	3-0
UCF	1-0
VS. AAC	4-0

Louisville	1-0
Miami	1-0
Syracuse	1-0
Wake Forest	0-1
VS. ACC	3-1
LA Tech	2-0
Rice	1-0
Southern Miss	1-0
VS. C-USA	4-0
BYU	1-0
Notre Dame	0-2
VS. Independent	1-2

Utah St.	1-0
Wyoming	0-1
Record v. MWC	1-1
Chattanooga	1-0
The Citadel	1-0
VS. Southern Conference	2-0
Northwestern LA	3-0
Southeastern LA	1-0
VS. Southland	4-0
Georgia Southern	1-0
Troy	0-1
VS. Sun Belt	1-1

2019 Postseason Awards

Joe Burrow • QB

Heisman Trophy
Maxwell Award
Manning Award Finalist
Walter Camp Player of the Year
Davey O'Brien Award
Johnny Unitas Golden Arm Award Winner
AP Player of the Year
The Athletic's CFB Person of the Year
AP First Team All-SEC*
AP SEC Offensive Player of the Year*
First Team All-SEC Coaches' Team
Unanimous First Team All-American
First Team ESPN All-America
First Team Sporting News All-America
First Team FWAA All-America
First Team AP All-America
First Team AFCA All-America
First Team PFF All-America
First Team Walter Camp All-America
First Team Athletic All-America
First Team CBS All-America
First Team Sports Illustrated All-America
First Team USA Today All-America

Ja'Marr Chase • WR

Biletnikoff Award
AP First Team All-SEC*
First Team All-SEC Coaches' Team
Unanimous First-Team All-America
First Team ESPN All-America
First Team Sporting News All-America
First Team AP All-America
First Team PFF All-America
First Team FWAA All-America
First Team Walter Camp All-America
First Team USA Today All-America
First Team Athletic All-America
First Team AFCA All-America
First Team CBS All-America

K'Lavon Chaisson • LB

AP Second Team All-SEC
First Team All-SEC Coaches' Team

Lloyd Cushenberry III • C

First Team All-SEC Coaches' Team
Second Team AFCA All-America
Second Team FWAA All-America

Grant Delpit • S

Thorpe Award
AP Second Team All-SEC
First Team All-SEC Coaches' Team
Consensus First Team All-America
First Team CBS All-America
First Team AFCA All-America
First Team Sporting News All-America
First Team Walter Camp All-America
Second Team AP All-America

Clyde Edwards-Helaire • RB

Hornung Award Finalist
AP First Team All-SEC*
First Team All-SEC Coaches' Team
Second Team Special Teams All-SEC Coaches' Team
Second Team USA Today All-America
Third Team PFF All-America

Blake Ferguson • LS

SEC Community Service Team

Kristian Fulton • CB

AP Second Team All-SEC
Second Team PFF All-America

Justin Jefferson • WR

AP Second Team All-SEC

Rashard Lawrence • DL

Second Team All-SEC Coaches' Team

Damien Lewis • OL

AP Second Team All-SEC
Second Team All-SEC Coaches' Team
Athletic First Team All-America

Adrian Magee • OL

Second Team All-SEC Coaches' Team

JaCoby Stevens • S/LB

Second Team All-SEC Coaches' Team

Derek Stingley Jr. • CB

AP First Team All-SEC
AP SEC Newcomer of the Year
Second Team All-SEC Coaches' Team
SEC All-Freshman Team
Consensus First Team All-America
First Team Sporting News All-America
First Team AP All-America
First Team ESPN All-America
First Team Athletic All-America
First Team AFCA All-America
First Team CBS All-America
Second Team FWAA All-America
First Team Sports Illustrated All-America
First Team USA Today All-America
First Team PFF All-America
Second Team Walter Camp All-America
247Sports True-Freshman All-America

Cade York • K

AP Second Team All-SEC
SEC All-Freshman Team
247Sports True-Freshman All-America

LSU Offensive Line

(Saahdiq Charles, Lloyd Cushenberry, Austin Deculus, Ed Ingram, Damien Lewis, Adrian Magee, Badara Traore, Coach James Cregg)
Joe Moore Award

Head Coach Ed Orgeron

SEC Coach of the Year
AP Coach of the Year
Home Depot College Coach of the Year
Eddie Robinson Coach of the Year
AFCA FBS Regional Coach of the Year
George Munger Coach of the Year Finalist

Passing Game Coordinator Joe Brady

Broyles Award Winner

*-Denotes a unanimous selection



TRACKING THE TIGERS

WEEK	AP	COACHES	CFP
Preseason	6	6	--
Week 2	6	6	--
Week 3	4	5	--
Week 4	4	5	--
Week 5	5	6	--
Week 6	5	6	--
Week 7	5	6	--
Week 8	2	3	--
Week 9	2	3	--
Week 10	1	2	--
Week 11	1	2	2
Week 12	1	1	1
Week 13	1	1	1
Week 14	1	1	2
Week 15	1	1	1

CFP RANKINGS

RK.	TEAM	REC.	PREV
1	LSU	13-0	2
2	Ohio State	13-0	1
3	Clemson	13-0	3
4	Oklahoma	12-1	6
5	Georgia	11-2	4
6	Oregon	11-2	13
7	Baylor	11-2	7
8	Wisconsin	10-3	8
9	Florida	10-2	9
10	Penn State	10-2	10
11	Utah	11-2	5
12	Auburn	9-3	11
13	Alabama	10-2	12
14	Michigan	9-3	14
15	Notre Dame	10-2	15
16	Iowa	9-3	16
17	Memphis	12-1	17
18	Minnesota	10-2	18
19	Boise State	12-1	19
20	Appalachian State	12-1	21
21	Cincinnati	10-3	20
22	USC	8-4	22
23	Navy	9-2	24
24	Virginia	9-4	23
25	Oklahoma State	8-4	25

TIGERS IN THE SEC (NCAA)

Total Offense	Yds./G
1. (2) Joe Burrow	384.9
Passing Yards	Yards
1. (2) Joe Burrow	4,715
Passing Touchdowns	Total
1. (1) Joe Burrow	48
Completion Percentage	Pct.
1. (1) Joe Burrow	77.9
Rushing Yards	Total
2. Clyde Edwards-Helaire	1,290
Rushing Touchdowns	Total
1. Clyde Edwards-Helaire	16
Receptions	Total
1. (5) Justin Jefferson	88
2. Ja'Marr Chase	73
Receiving Yards	Yards
1. (1) Ja'Marr Chase	1,498
2. Justin Jefferson	1,207
Receiving Touchdowns	Total
1. (1) Ja'Marr Chase	18
2. (3) Justin Jefferson	14
4. Terrace Marshall	10
Scoring	Points
1. (5) Cade York	137
3. Ja'Marr Chase	110
5. Clyde Edwards-Helaire	102
Tackles	Total
4. Jacob Phillips	97
Passes Defended	Total
1. (2) Derek Stingley Jr.	21
3. Kristian Fulton	13
Interceptions	Total
1. (5) Derek Stingley Jr.	6

NOTEBOOK

LSU Earns First College Football Playoff Berth

- ▶ LSU, champions of the Southeastern Conference, was selected as the No. 1 team in the final College Football Playoff Rankings and earned its first berth in the College Football Playoff.
- ▶ LSU and No. 4 Oklahoma will compete in the national semifinals in the Chick-Fil-A Peach Bowl for a spot in the CFP National Championship.
- ▶ The CFP berth marks the first for the Tigers since the new postseason format began in 2014.

Tigers Set To Make 51st Bowl Appearance

- ▶ The LSU football program will be making its 51st appearance in a bowl game when the Tigers face OU on Dec. 28 in Atlanta.
- ▶ LSU is 26-23-1 all-time in bowl games. Last year, LSU defeated No. 7 UCF, 40-32.
- ▶ The 51 bowl appearances ties for eighth among all FBS schools, while the 26 victories ties for 10th all-time.

LSU vs. Non-Conference Foes Under Orgeron

- ▶ LSU is 14-2 vs. non-conference opponents under Coach Orgeron.
- ▶ The Tigers have won their last nine non-SEC games under Orgeron.
- ▶ Oklahoma will be the second Top 10 non-conference opponent LSU faces this year.
- ▶ The Tigers beat then-No. 9 Texas, 45-38, in Austin in week 2.

LSU vs. the Big 12

- ▶ LSU is 31-15-2 all-time against current members of the Big 12.
- ▶ LSU last played a game against a Big 12 team earlier this season when the Tigers went into Austin and beat No. 9 Texas, 45-38.
- ▶ The last time LSU faced a Big 12 team in the postseason came in the 2015 Texas Bowl, 56-27 win over Texas Tech.
- ▶ The program is 8-3 vs. Baylor, 7-9-1 vs. Texas, 6-2-1 vs. TCU, 3-0 vs. Texas Tech, 2-0 vs. West Virginia, 1-0 vs. Oklahoma State, Iowa State and Kansas State, and 1-1 vs. Oklahoma

LSU's Chick-fil-A Bowl History

- ▶ LSU is 5-1 all-time in the Chick-fil-A bowl.
- ▶ The Tigers appeared in the first Chick-fil-A Bowl (then known as the Peach Bowl) in 1968, beating Florida State, 31-27, at Grant Field in Atlanta. LSU's next appeared in the Chick-fil-A Bowl in 1996, beating Clemson, 10-7, in the Georgia Dome. Other appearances in the bowl for the Tigers include: 2000 def. Georgia Tech, 28-14; 2005 def. Miami (Fla.), 40-3; and 2008 def. Georgia Tech, 38-3.
- ▶ The Tigers' last appearance came in 2012, a 25-24 loss to Clemson.

LSU's At Home In A Dome

- ▶ LSU will be making its 41st overall appearance in a domed stadium against Oklahoma in the Peach Bowl at the Mercedes-Benz Stadium.
- ▶ LSU has won eight straight in domed venues dating back to a 37-27 season-opening victory over TCU in AT&T Stadium in 2013.
- ▶ The Tigers are 32-8 all-time in domed stadiums.
- ▶ LSU will be making its second appearance in the Mercedes Benz Stadium. The team last played Georgia in the SEC Championship Game, a 37-10 victory.
- ▶ Here's a look at LSU's record in domed stadiums and the last appearance at each venue:

Stadium	Record	Last Appearance
Mercedes-Benz Superdome (New Orleans)	14-5	Def. BYU, 27-0, in 2017 season-opener
Georgia Dome (Atlanta)	9-2	Lost Clemson, 25-24, in 2012 Chick-fil-A Bowl
AT&T Stadium (Arlington)	4-0	Def. Miami, 37-17, in 2018 season-opener
NRG Stadium (Houston)	2-0	Def. Texas Tech, 56-27, in 2015 Texas Bowl
Mercedes-Benz Stadium (Atlanta)	1-0	def. Georgia, 37-10, in 2019 SEC Championship Game
State Farm Stadium (Glendale)	1-0	Def. UCF, 40-32, in 2019 Fiesta Bowl
Carrier Dome (Syracuse)	1-0	Def. Syracuse, 34-24, in 2015
Astrodome (Houston)	0-1	Lost Tennessee, 24-17, in 1972 Bluebonnet Bowl

LSU To Face Its Sixth Top 10 Opponent In 2019 – Most Top 10 Games In A Season

- ▶ LSU will face its sixth Top 10 opponent in 2019 on Saturday against No. 4 Oklahoma
- ▶ The six Top 10 contests are the most in school history in a single-season.
- ▶ LSU faced five Top 10 opponents in 2018 for the previous season high.
- ▶ LSU is 5-0 this year against Top 10 teams and the Tigers have won six straight and nine of their last 10 against teams ranked in the Top 10.
- ▶ LSU is the fourth team ever to beat five AP top 10 teams in a season and the second to do so prior to their bowl game (Notre Dame, 1943).
- ▶ LSU is 10-3 against Top 10 teams under Ed Orgeron.

LSU's Defense Hits Stride Over Last Three Games

- ▶ LSU's defense has played its best football of the season over the past three games as the Tigers have allowed a combined 37 points in wins over Arkansas, Texas A&M and Georgia.
- ▶ Over that 3-game span, the Tigers have allowed only three first quarter points and nine in the first half – all coming in field goals.
- ▶ Against Georgia in the SEC title game, LSU held the Bulldogs to a season-low 10 points and to 286 total yards, well below its season average of 420.6. The Tigers limited Georgia to a season-low 61 rushing yards, 139 below its season average of 200.0 entering the contest.
- ▶ Against, Texas A&M, LSU held the Aggies to season lows for both points (7) and total yards (169). The Aggies entered the game averaging 32.7 points and 419.7 total yards per game.
- ▶ Over its last three games, LSU has held opponents to a combined 759 total yards (253.0 per game) and have intercepted five passes (3 vs. Texas A&M and 2 vs. Georgia).

Orgeron Owns 10 Top-10 Wins Since Taking Over in 2016

- ▶ Since taking over as the LSU head coach in 2016, Ed Orgeron owns 10 top-10 wins.
- ▶ Orgeron’s top-10 wins are the most in the nation in that span.
- ▶ Orgeron’s teams have won nine of the last 10 meetings against top-10 teams.
- ▶ Sixteen of Orgeron’s 38 wins as the head coach of the Tigers have come against Top-25 teams.
- ▶ In 2017, LSU defeated No. 10 Auburn at home. In 2018, the Tigers defeated No. 8 Miami, No. 7 Auburn, No. 2 Georgia and No. 7 UCF.
- ▶ LSU has defeated No. 9 Texas, No. 7 Florida, No. 9 Auburn, No. 2 Alabama and No. 4 Georgia in 2019

Double-Digit Wins Under Coach O

- ▶ Ed Orgeron has won 38 games as head coach of the Tigers with 29 of those coming by double-digits.
- ▶ All six of LSU’s wins under Orgeron in 2016 came by double-figures and in 2017 the Tigers won six of their nine games by at least 10 points.
- ▶ A year ago, eight of LSU’s 10 wins came by double-figures, including a 20-point win over No. 2 Georgia.
- ▶ LSU won the 2019 season opener against Georgia Southern by 52 points, defeated Northwestern State by 51 points in week three, beat Vanderbilt by 28, defeated Utah State by 35, earned a top-10 victory over Florida by 14, went on the road at Mississippi State, won by 23 and defeated Ole Miss in Oxford by 21, defeated Arkansas by 36, closed out the regular season with a win by 43 points over Texas A&M and shut down Georgia in the SEC Championship Game with a 27-point victory.

Football Wins 12th SEC Championship in Rout of Georgia

- ▶ LSU claimed its 12th SEC Championship in a rout of Georgia, 37-10, in Atlanta.
- ▶ The victory marked the first time the Tigers have won the league title since 2011
- ▶ It’s the fifth SEC Championship for the program since the league adopted a championship game in 1992.
- ▶ LSU’s other SEC titles came in 1935, ‘36, ‘58, ‘61, ‘70, ‘86, ‘88, 2001, ‘03, ‘07, ‘11 and this season.

LSU Joins Elite SEC Group At 13-0

- ▶ LSU joins an elite group of teams in the history of the SEC at 13-0.
- ▶ LSU is only the ninth team in league history to reach the 13-0 mark.
- ▶ Alabama has done it four times, Auburn and LSU have done it twice, and Tennessee has done it once.
- ▶ Alabama went 14-0 in 2009, 2016 and 2018 and 13-0 in 1992; Auburn went 14-0 in 2010 and 13-0 in 2004; Tennessee went 13-0 in 1998; LSU went 13-0 in 2011.

14 Tigers to Play in CFP with Degrees Graduate

- ▶ Following winter graduation, a total of 14 LSU players will play the College Football Playoff as LSU graduates.
- ▶ Here’s the list of college graduates on the LSU roster for 2019:

Name	Major (School)	Graduation Date
Joe Burrow	Consumer/Family Financial Services (Ohio State)	Spring, 2018
	Master of Arts in the Liberal Arts (LSU)	Fall, 2019
Connor Culp	Business	Fall, 2019
Lloyd Cushenberry III	Sports Administration	Fall, 2019
Derrick Dillon	Interdisciplinary Studies	Fall, 2019
Michael Divinity Jr.	Interdisciplinary Studies	Fall, 2019
Breiden Fehoko	Communication Studies	Summer, 2019
Blake Ferguson	Marketing	Spring, 2018
	Master of Business Administration	Fall, 2019
Kristian Fulton	Sports Administration	Fall, 2019
Rashard Lawrence	Sports Administration	Fall, 2019
Adrian Magee	Interdisciplinary Studies	Fall, 2019
Stephen Sullivan	Interdisciplinary Studies	Summer, 2019
Ray Thornton	Interdisciplinary Studies	Fall, 2019
Badara Traore	Interdisciplinary Studies	Fall, 2019
Zach Von Rosenberg	Interdisciplinary Studies	Fall, 2019

Burrow Becomes LSU’s Second Heisman Trophy Winner; Most Dominant in History of Award

- ▶ For the first time in 60 years, an LSU Football player staked his claim to the highest individual honor in collegiate sports, the Heisman Memorial Trophy.
- ▶ Senior quarterback Joe Burrow was announced as the 2019 winner, joining Billy Cannon as the second LSU player to win the award.
- ▶ The vote was a historic runaway. With 841 first-place votes (893 ballots tabulated from 927 voters), Burrow set Heisman Trophy records for receiving the highest percentage of first-place votes in history (90.7 percent), broke O.J. Simpson’s largest margin of victory (1,846 points), earned the highest percentage of possible points (93.8 percent) and the highest percentage of ballots received (95.5 percent).

Burrow Becomes Most Decorated LSU Athlete Ever

- ▶ LSU quarterback Joe Burrow will go down as the most decorated LSU Football player in the school’s 126-season history as the Ohio native earned recognition for every major award during the month of December.
- ▶ In addition to the Heisman Trophy, Burrow also earned player of the year recognition by the Maxwell Award, Walter Camp Football Foundation and Associated Press.
- ▶ Burrow has been honored with first team All-America honors by every publication and is the first LSU quarterback and 10th player to be named a unanimous All-American.
- ▶ Burrow was recognized as the top quarterback in the nation by the Davey O’Brien Foundation and Johnny Unitas Golden Arm Educational Foundation.
- ▶ In addition to his honors nationally, Burrow was named the SEC Offensive Player of the year by the AP and league coaches. His AP honor was unanimous.
- ▶ Burrow also earned unanimous first team All-SEC honors by the media and coaches.
- ▶ Burrow joins Bert Jones (1972) as the only two All-America quarterbacks in LSU history.

TIGER TRENDS

	2019	Orgeron Streak
August	1-0	1-0 W1
September	3-0	11-2 W8
October	4-0	12-1 W6
November	4-0	11-5 W4
December-January	1-0	3-1 W2
LSU’s Conference Record...		
at home	4-0	12-3 W4
on the road	4-0	11-4 W4
LSU’s Non-Conference Record...		
at home	3-0	9-1 W6
on the road	1-0	1-0 W6
neutral	0-0	4-1 W2
LSU vs. Ranked Opponents...		
at home	2-0	6-3 W2
on the road	2-0	6-3 W2
neutral	1-0	4-1 W3
LSU’s Record in Games...		
decided by 7 pts or less	3-0	7-3 W3
decided by 3 pts or less	1-0	3-2 W2
Away/neutral during day	4-0	7-2 W4
Away/neutral at night	2-0	10-3 W3
Home during day	2-0	5-1 W5
Home at night	5-0	15-3 W6
LSU’s Record When Scoring...		
less than 20 points	0-0	1-7 L1
20+ points	13-0	34-2 W13
30+ points	12-0	34-1 W13
LSU’s Record When Allowing...		
14 or fewer points	6-0	17-1 W16
24 or fewer points	8-0	29-5 W17
25+ points	4-0	7-4 W5
LSU’s Record When...		
Leading after the 1st qtr	10-0	30-2 W14
Trailing after the 1st qtr	3-0	6-3 W3
Tied after the 1st qtr	1-0	2-3 W1
Leading at halftime	11-0	31-1 W29
Trailing at halftime	0-0	2-7 L3
Tied at halftime	2-0	5-1 W3
Leading after the 3rd qtr	13-0	36-1 W22
Trailing after the 3rd qtr	0-0	2-6 L3
Tied after the 3rd qtr	0-0	0-1 L1
LSU’s Record With...		
less than 300 yds total offense	0-0	3-3 L1
300+ yards total offense	13-0	35-6 W14
400+ yards total offense	13-0	29-3 W14
500+ yards total offense	11-0	19-0 W20
600+ yards total offense	4-0	5-0 W19
less than 100 yards rush	1-0	1-2 W1
100+ yards rushing	12-0	37-7 W13
150+ yards rushing	7-0	30-6 W8
200+ yards rushing	4-0	17-2 W4
250+ yards rushing	1-0	10-0 W14
less than 200 yards pass	0-0	8-5 W1
200+ yards passing	13-0	29-4 W14
300+ yards passing	12-0	16-0 W16
350+ yards passing	9-0	12-0 W12
400+ yards passing	5-0	6-0 W6
LSU’s Record When Allowing...		
less than 200 total yards	3-0	5-0 W21
less than 300 total yards	6-0	19-2 W14
less than 400 total yards	9-0	30-5 W12
400+ yards total offense	4-0	6-3 W4
less than 100 yards rush	5-0	18-0 W26
100+ yards rush	7-0	17-9 W7
less than 200 yards pass	5-0	20-5 W8
less than 300 yards pass	10-0	31-7 W11
300+ yards pass	3-0	5-0 W8

AMWAY COACHES POLL

RK.	TEAM	REC.	POINTS	PREV
1	LSU (46)	13-0	1605	1
2	Ohio State (14)	13-0	1562	2
3	Clemson (5)	13-0	1513	3
4	Oklahoma	12-1	1430	6
5	Georgia	11-2	1294	4
6	Oregon	11-2	1189	13
7	Florida	10-2	1172	7
8	Baylor	11-2	1161	8
9	Alabama	10-2	1092	9
10	Utah	11-2	1005	5
11	Wisconsin	10-3	988	10
12	Penn State	10-2	967	11
13	Auburn	9-3	962	12
14	Notre Dame	10-2	771	14
15	Memphis	12-1	667	16
16	Minnesota	10-2	654	15
17	Michigan	9-3	592	18
18	Boise State	12-1	566	17
19	Iowa	9-3	485	19
20	Appalachian State	12-1	375	20
21	Navy	9-2	234	23
22	Cincinnati	10-3	233	21
23	USC	8-4	189	24
24	Air Force	10-2	151	25
25	Virginia	9-4	73	22

AP POLL

RK.	TEAM	REC.	POINTS	PREV
1	LSU	13-0	1,535	1
2	Ohio State	13-0	1,488	2
3	Clemson	13-0	1,441	3
4	Oklahoma	12-1	1,364	6
5	Georgia	11-2	1,241	4
6	Florida	10-2	1,167	7
7	Oregon	11-2	1,141	13
8	Baylor	11-2	1,039	8
T9	Alabama	10-2	1,011	9
T9	Auburn	9-3	1,011	11
11	Wisconsin	10-3	944	11
12	Utah	11-2	909	5
13	Penn State	10-2	888	12
14	Notre Dame	10-2	709	14
15	Memphis	12-1	675	16
16	Minnesota	10-2	645	15
17	Michigan	9-3	597	17
18	Boise State	12-1	500	19
19	Iowa	9-3	494	18
20	Appalachian State	12-1	355	20
21	Navy	9-2	246	23
22	USC	9-3	231	NR
23	Cincinnati	10-3	183	21
24	Air Force	10-2	97	25
25	Oklahoma State	8-4	70	NR

Chase Wins Biletnikoff Award - Nation's Top Receiver

- ▶ Sophomore Ja'Marr Chase became the second player in school history to win the Biletnikoff Award, which is given annually to the top receiver in college football.
- ▶ Chase has led LSU to an offensive overhaul and helped rewrite the school's record books with 73 catches for 1,498 yards and 18 touchdowns.
- ▶ Chase owns the LSU record for receiving touchdowns and he's currently tied the SEC record.
- ▶ He was chosen to the first team All-SEC by the coaches and a unanimous choice by the AP.
- ▶ The New Orleans native has been honored with first team All-America honors by every publication. He is the 11th LSU player to be named a unanimous All-American and the second receiver in school history, joining Gus Tinsley in 1936.

Delpit Takes Home Thorpe Award - Nation's Top Defensive Back

- ▶ Junior safety Grant Delpit was named the winner of the Thorpe Award, which is presented to the top defensive back in college football.
- ▶ Delpit joined Patrick Peterson and Morris Claiborne as the only other LSU players to win the award.
- ▶ The consensus All-American in 2019 was also selected to the first team All-SEC by the league coaches.
- ▶ Delpit is fourth on the team with 56 tackles to go along with 3.0 tackles for loss, one sack and two interceptions.

Five Players Match Record for First Team All-Americans

- ▶ LSU matched the school record for first team All-America honors in 2019.
- ▶ Quarterback Joe Burrow and wide receiver Ja'Marr Chase were both unanimous All-Americans.
- ▶ On the defense, safety Grant Delpit and cornerback Derek Stingley Jr. were both recognized as consensus All-Americans.
- ▶ Offensive lineman Damien Lewis also earned first-team honors by The Athletic.

Orgeron Honored with National Coach of the Year Honors

- ▶ LSU head coach Ed Orgeron earned both AP and Home Depot Coach of the Year honors after leading the Tigers to a 13-0 record, five wins over top-10 teams and a berth in the College Football Playoff.
- ▶ It's the first time Orgeron has been honored as a national coach of the year.
- ▶ Nick Saban earned the honors in 2003 and Les Miles was recognized in 2011.

Eleven Recognized with SEC Honors

- ▶ Eleven LSU players earn spots the AP and/or coaches All-SEC teams.
- ▶ QB Joe Burrow, WR Ja'Marr Chase and RB Clyde Edwards-Helaire were unanimous first team All-SEC selections by the AP. DB Derek Stingley Jr. was on the AP first team All-SEC and S Grant Delpit, LB K'Lavon Chaisson, CB Kristian Fulton, WR Justin Jefferson PK Cade York and OL Damien Lewis were on the second team.
- ▶ The AP named Burrow the SEC offensive Player of the Year, Orgeron the SEC Coach of the Year and Stingley as the SEC Newcomer of the Year.
- ▶ The SEC coaches tabbed Burrow, Chaisson, Chase, C Lloyd Cushenberry III and Delpit on the first team. Edwards-Helaire, DL Rashard Lawrence, Lewis, OL Adrian Magee, S JaCoby Stevens and Stingley were on the second team.
- ▶ Orgeron was the Coach of the Year and Burrow the Offensive Player of the Year.

Brady Named Broyles Award Winner

- ▶ LSU passing game coordinator and wide receiver coach Joe Brady has been named the winner of the Broyles Award, which is presented to the top assistant coach in college football.
- ▶ Brady became LSU's second winner of the Broyles Award, joining John Chavis who won the award as the Tiger defensive coordinator in 2011.
- ▶ Brady is also the first Broyles Award winner with a title other than offensive or defensive coordinator.
- ▶ Brady, in his first year with the Tigers after spending two seasons on the New Orleans Saints staff, and offensive coordinator Steve Ensminger have transformed the LSU offense into the most explosive unit in college football. The Tigers are averaging a school-record 47.8 points per game. The Tigers led the nation in total offense (554.3 yards per game) and rank No. 1 in the SEC and No. 2 nationally in passing offense (386.8).

LSU Is 79-9 vs. Non-Conference Teams Dating Back to 2001

- ▶ Dating back to the 2001 season when LSU captured its first outright SEC title since 1986, the Tigers have done quite well against non-conference opponents, going 79-9 against non-SEC foes during that span.
- ▶ Of the 79 wins, 19 have come against top-25 teams.
- ▶ Of the nine losses, only three have come during the regular season (2002 at Virginia Tech, 2016 vs. Wisconsin at Lambeau Field and 2017 vs. Troy).
- ▶ The other six losses came in bowl games (2003 Cotton Bowl vs. Texas; 2005 Capital One Bowl vs. Iowa; 2009 Capital One Bowl vs. Penn State; 2012 Chick-Fil-A Bowl vs. Clemson; 2014 Music City Bowl vs. Notre Dame, 2018 Citrus Bowl vs. Notre Dame).

LSU's 14-game Win Streak Third Longest in School History; Third in the Nation

- ▶ LSU's 14-game winning streak ranks as the nation's third-longest in the nation and tied for the third-longest streak in school history.
- ▶ LSU won a school-record 19 straight games over the 1957-58-59 seasons.
- ▶ The second-longest winning streak came from 1907-09 when the Tigers won 15 in a row.
- ▶ The 2010 team started the streak that the 2011 took over and pushed to 14 for third overall.
- ▶ The following is a look at the longest winning streaks in school history:

Length	First Win	Loss that Snapped Streak
19 games	def. Tulane, 25-6, on Nov. 30, 1957	lost Tennessee, 14-13, on Nov. 7, 1959
15 games	def. Baylor, 48-0, on Nov. 30, 1907	lost Sewanee, 15-6, on Oct. 30, 1909
14 games	def. UCF, 40-32 on Jan. 1, 2019	--
14 games	def. Texas A&M, 41-24, on Jan. 7, 2011	lost Alabama, 21-0, on Jan. 9, 2012

LSU Has Only Trailed Four Times in 2019

- ▶ LSU goes into the Chick-fil-A Peach Bowl against Oklahoma having trailed only five times in 2019 and the Tigers haven't trailed by more than a touchdown all season.
- ▶ LSU is currently riding a streak of 21 straight quarters without trailing an opponent. The last time LSU trailed in a game this year came in the third quarter of the Auburn contest on October 26.
- ▶ LSU hasn't been behind in the fourth quarter this year and the only four times the Tigers have trailed in a game came against Texas in week 2 (down 7-3 in 2Q), against Northwestern State (trailed 7-3 at end of 1Q), against Vanderbilt (7-0 in 1Q) against Florida (trailed 28-21 in 3Q) and Auburn (trailed 13-10 in 3Q).
- ▶ The following is a look at how LSU responded in each of the four games they have trailed in this year:

Game	Score	LSU Response
Texas	UT up 7-3 at 10:29 mark 2Q	LSU scored TD 2:59 later to take lead for good
NW State	NW State up 7-3 at 00:16 mark 1Q	LSU scored TD 2:38 later to take lead for good
Vanderbilt	Vandy up 7-0 at 11:04 mark in 1Q	LSU scored TD 1:13 later to tie and won 66-38
Florida	UF up 28-21 at 10:54 mark in 3Q	LSU scored 21 straight points to end the game
Auburn	AU up 13-10 at 11:42 mark in 3Q	LSU scored TD 7 minutes later to take lead for good

LSU's Undefeated Regular Season is Fourth in School History

- ▶ No. 1 LSU finished the regular season 12-0 for the fourth unbeaten regular season in school history.
- ▶ It marks the first undefeated regular season since 2011 and the fourth in school history.
- ▶ LSU went 10-0 in 1908, 10-0 in 1958 (finished 11-0; National Champions), and 12-0 in 2011 (13-1, National Championship Game Appearance).

LSU Sets School Record for Most 40-Point Games in School History

- ▶ LSU has now scored 40 or more points 10 times this year for a new school record.
- ▶ The ten games with 40 or more points broke the record of nine set in 2011.
- ▶ LSU has scored 621 points in 13 games in 2019, which broke the record of 541 set in 2007.
- ▶ This is the third time in school history that LSU has scored more than 500 points in a season.
- ▶ In the SEC Championship, the Tiger offense passed Florida for the second most points in a season in SEC history. The 2018 Alabama holds the league record with 684 points.
- ▶ LSU is averaging 47.8 points per game, which will the record of 38 set in 2007.

Tigers Finish Regular Season 8-0 in SEC Play for Second Time in School History

- ▶ LSU finished the regular season 8-0 in SEC play for the second time in school history with the other time coming in 2011.
- ▶ The perfect record against SEC teams gave the Tigers an undefeated season in the league for the 13th time in the program's 126 seasons: 2011, 1970, 1961, 1958, 1936, 1935, 1932, 1908, 1905, 1898, 1896, 1895

LSU's No. 1 In AP Poll

- ▶ LSU is No.1 in the AP poll for a seventh-straight week. The Tigers were selected as the No.1 team by AP writers following its win over No. 9 Auburn.
- ▶ LSU will take on Oklahoma as the No. 1 team in the country, the 34th time the Tigers will play as the top team.
- ▶ Head coach Ed Orgeron is the third coach in school history to have a team ranked No. 1 in the country. Les Miles and Paul Dietzel also had teams ranked No. 1 in the 1958, 1959, 2007, 2011 and 2012 seasons respectively.
- ▶ LSU first appeared at No. 1 in the AP Poll on Oct. 28, 1958 following a 10-7 win over Florida. LSU remained No.1 in the AP Poll for the remainder of the year on its way to claiming the national title in 1958.
- ▶ LSU was last ranked No. 1 in the AP poll heading into the BCS Championship Game in 2012.
- ▶ LSU has now been ranked for 36 straight weeks in the AP poll.

LSU Is 29-4 In Games Played As No. 1 Ranked Team

- ▶ LSU is 29-4 all-time when ranked as the No. 1 team in the nation by the Coaches or AP polls.
- ▶ The Tigers are 5-0 in 2019 at No. 1 with wins over No. 2 Alabama, Ole Miss, Arkansas, Texas A&M and No. 4 Georgia.
- ▶ LSU played a school-record 10 straight games as the nation's No. 1-ranked team in 2011, posting a 9-1 record during that span.
- ▶ LSU was 5-0 as the No. 1-ranked team in 1958, followed by a 7-1 record at the top spot in 1959.
- ▶ LSU was 2-2 as the No.1-ranked team in 2007 and finished 2011 with a record of 9-1.

Eight-Win Season Streak Extended to 20 - The Longest Streak Among Power 5 Schools

- ▶ With the win over No. 9 Auburn, LSU reached the 8-win mark for the 20th consecutive season, the most among Power 5 schools along with Oklahoma.
- ▶ Boise State owns 21st straight seasons of eight wins, which leads the FBS.
- ▶ LSU's current streak of seasons with at least 8 wins dates back to 2000 when the Tigers finished 8-4.
- ▶ LSU's streak of seasons with at least 8 wins also ranks as the longest of its kind in the history of the SEC, bettering Tennessee 16 (1989-2004); Florida 14 (1990-2003); Georgia 13 (1997-2009); and Alabama 13 (1971-83).

Burrow, Edwards-Helaire, Chase and Jefferson Make SEC History

- ▶ LSU became the first team in SEC history to have a 4,000 yard passer (Joe Burrow), a 1,000-yard rusher (Clyde Edwards-Helaire, and two 1,000-yard receivers (Ja'Marr Chase and Justin Jefferson) in the same season.
- ▶ The 2013 LSU Tigers are the only other SEC team with a 3,000-yard passer (Zach Mettenberger, a 1,000-yard rusher (Jeremy Hill 1,401), and two 1,000-yard receivers (Jarvis Landry, 1,193 and Odell Beckham Jr., 1,152)
- ▶ The Tigers made SEC history against Arkansas when Burrow eclipsed the 4,000 yard mark in the air and Edwards-Helaire pushed past the 1,000 yard mark on the ground. Jefferson and Chase hit the 1,000-yard mark receiving against Ole Miss.

Burrow Breaks 4,000 Passing Yards and 40 Passing Touchdown Marks

- ▶ LSU quarterback Joe Burrow has thrown for 4,715 yards and 48 touchdowns in 2019.
- ▶ He's the only player in SEC history to throw for 4,000 yards and 40 TDs in a season.
- ▶ Against Texas A&M, Burrow broke the SEC single-season passing record owned by Kentucky's Tim Couch (1998, 4,275).

SEC RECORD WATCH

SINGLE-SEASON PASSING TOUCHDOWN LIST:

1.	48	Joe Burrow	LSU	2019
2.	44	Drew Lock	Missouri	2017
3.	43	Tua Tagovailoa	Alabama	2018
4.	40	André Woodson	Kentucky	2007
5.	39	Danny Wuerffel	Florida	1996
6.	37	Tim Couch	Kentucky	1997
7.	37	Johnny Manziel	Texas A&M	2013
8.	36	Peyton Manning	Tennessee	1997
	36	Tim Couch	Kentucky	1998
	36	Aaron Murray	Georgia	2012

SINGLE-SEASON PASSING YARDS LIST:

1.	4,715	Joe Burrow (342-439)	2019
2.	4,275	Tim Couch, Kentucky (400-553)	1998
3.	4,114	Johnny Manziel, TAMU (300-429)	2013
4.	4,042	Chad Kelly, Ole Miss (298-458)	2015
5.	3,966	Tua Tagovailoa, Alabama (245-355)	2018
6.	3,964	Drew Lock, Missouri (242-419)	2017
7.	3,896	Rex Grossman, Florida (259-395)	2001
8.	3,893	Aaron Murray, Georgia (249-386)	2012
9.	3,884	Tim Couch, Kentucky (363-547)	1997
10.	3,869	Ryan Mallet, Arkansas (266-411)	2010

LSU RECORD WATCH

PASSING YARDS

CAREER

1.	9,115	Tommy Hodson (674-1,163)	1986-89
3.	7,609	Joe Burrow (561-818)	2018-Present
2.	6,921	Jeff Wickersham (587-1,005)	1982-85
4.	6,625	JaMarcus Russell (493-797)	2004-06

SEASON

1.	4,715	Joe Burrow (314-401)	2019
2.	3,347	Rohan Davey (217-367)	2001
3.	3,129	JaMarcus Russell (232-343)	2006
4.	3,082	Zach Mettenberger (192-296)	2013
5.	2,894	Joe Burrow (219-379)	2018

TOUCHDOWN CATCHES

SEASON

1.	18	Ja'Marr Chase	2019
2.	14	Justin Jefferson	2019
3.	12	Dwayne Bowe	2006
4.	11	Brandon LaFell	2009
	11	Devery Henderson	2003
	11	Wendell Davis	1986
7.	10	Terrace Marshall Jr.	2019
	10	Jarvis Landry	2013
	10	Michael Clayton	2003
	10	Josh Reed	2000
	10	Carlos Carson	1977

RECEIVING YARDS

SEASON

1.	*1,740	Josh Reed (94 catches)	2001
2.	1,498	Ja'Marr Chase (73 catches)	2019
3.	1,244	Wendell Davis (80 catches)	1986
4.	1,207	Justin Jefferson (88 catches)	2019
5.	1,193	Jarvis Landry (77 catches)	2013
6.	1,152	Odell Beckham Jr. (59 catches)	2013
7.	1,127	Josh Reed (65 catches)	2000
8.	1,079	Michael Clayton (78 catches)	2003
9.	1,064	Eric Martin (52 catches)	1983
10.	993	Wendell Davis (72 catches)	1987

*-SEC Record

FUTURE FOOTBALL SCHEDULES

2020 LSU Football Schedule

Sept. 5	UT-SAN ANTONIO
Sept. 12	TEXAS
Sept. 19	vs. Rice (in Houston – NRG Stadium)
Sept. 26	OLE MISS
Oct. 3	NICHOLLS STATE
Oct. 10	at Florida
Oct. 17	at Arkansas
Oct. 24	MISSISSIPPI STATE
Oct. 31	Open Date
Nov. 7	ALABAMA
Nov. 14	SOUTH CAROLINA
Nov. 21	at Auburn
Nov. 28	at Texas A&M

2021 LSU Football Schedule

Sept. 4	at UCLA
Sept. 11	MCNEESE STATE
Sept. 25	CENTRAL MICHIGAN
Oct. 9	UL-MONROE

2022 LSU Football Schedule

Sept. 4	NEW MEXICO
---------	------------

2023 LSU Football Schedule

Oct. 21	ARMY
---------	------

2024 LSU Football Schedule

Aug. 31	UCLA
Sept. 7	RICE
Sept. 28	SOUTH ALABAMA

2025 LSU Football Schedule

Aug. 30	at Clemson
---------	------------

2026 LSU Football Schedule

Sept. 5	CLEMSON
---------	---------

2027 LSU Football Schedule

Sept. 18	at Oklahoma
----------	-------------

2028 LSU Football Schedule

Sept. 9	OKLAHOMA
---------	----------

2029 LSU Football Schedule

Sept. 8	ARIZONA STATE
---------	---------------

2030 LSU Football Schedule

Sept. 7	at Arizona State
---------	------------------

Home games in ALL CAPS

► In the SEC Championship game against Georgia, Burrow broke the tie with Drew Lock of Missouri for the single season touchdown passes record and now stands at 48.

► Burrow is just the fourth player in SEC history to pass for more than 4,000 yards in a season.

► He is the fourth player in SEC history to throw 40 or more touchdown passes in a season.

TOUCHDOWN PASSES

SINGLE SEASON - SEC

1.	48	Joe Burrow, LSU	2019
2.	44	Drew Lock, Missouri	2017
3.	43	Tua Tagovailoa, Alabama	2018
4.	40	Andre Woodson, Kentucky	2007

PASSING YARDS

SINGLE SEASON - SEC

1.	4,715	Joe Burrow (342-439)	2019
2.	4,275	Tim Couch, Kentucky (400-553)	1998
3.	4,114	Johnny Manziel, TAMU (300-429)	2013
4.	4,042	Chad Kelly, Ole Miss (298-458)	2015

School Record for Total Offense Continues to Rise

► The LSU offense has rewritten nearly every school record in 2019.

► The Tigers have combined for 2,177 yards on the ground and 5,029 through the air in 13 games in 2019.

► LSU has 7,206 yards of total offense and against Arkansas beat the previous record of 6,125 set by the 2007 team.

► The season passing number is a new LSU record, beating out the previous record of 3,578 set in 2001.

► In addition to the yards record set against Arkansas, this 2019 team also set the season record for total touchdowns against the Razorbacks with 68 (66, 2007).

► The LSU offense registered 714 yards at Ole Miss for the most in an SEC game in school history and second against any opponent, just shy of the record of 746 against Rice in 1977.

Burrow Breaks 3,000 Yard Mark and Multiple Records

► LSU quarterback Joe Burrow is 342 of 439 with 4,715 yards and 48 touchdowns in 2019.

► Burrow broke the LSU single-season passing yards record on an 18-yard pass to Ja'Marr Chase in the first quarter against Ole Miss. The previous record was set by Rohan Davey in 2001 with 3,347 yards.

► Burrow went on to break Tim Couch's record of 4,275 set in 1998 in the Tigers' regular season finale against Texas A&M.

► Burrow became the fourth quarterback in school history to throw for more than 3,000 yards in a season. He is the only QB in LSU history and the fourth in SEC history to throw for more than 4,000 yards in a season.

► Burrow joined Zach Mettenberger (3,082, 2013), JaMarcus Russell (3,129, 2006) and Davey as the players to throw for more than 3,000.

► Burrow has thrown for 300 or more yards in 11 games this season. He broke the school record for 300-yard passing games in a season against Alabama.

► He's also thrown for 400 or more yards twice in 2019, tying Davey for the record in a season.

Burrow Owns LSU and SEC Season Passing Touchdown Record

► Quarterback Joe Burrow set the LSU single-season passing touchdown record with 29 after his four-touchdown performance against Mississippi State and in the SEC Championship game set the SEC record with 45.

► Burrow broke the LSU record of 28 set by Matt Mauck in 2003 and tied by JaMarcus Russell in 2006 on an 18-yard pass to Justin Jefferson on October 19 in Starkville.

► It took Burrow until his seventh game and on just his 204th attempt to hit 28 touchdown passes. Mauck set the record originally in 13 games and on his 319th attempt of the 2003 season. Russell then tied the record in his 13th game and on his 337th attempt of the 2006 season.

► Burrow broke the SEC record of 44 set by Missouri's Drew Lock in the SEC Championship game against Georgia on a 23-yard pass to Ja'Marr Chase.

► In 13 games this season, Burrow has thrown for four or more touchdowns seven times. He tied the school record for touchdown passes in a game with five in the season opener and went on to break the record with six at Vanderbilt.

► He has thrown 48 touchdowns in 2019 and is responsible for 51 total with three coming on the ground.

► Burrow broke the record for touchdowns responsible for 29) owned by Russell and Mauck on a 37-yard pass to Derrick Dillon in the third quarter of the Mississippi State game.

► Burrow has thrown 64 touchdown passes in his career. He passed JaMarcus Russell for second place against Ole Miss and trails Hodson who owns the record with 69.

Chase Owns LSU and SEC Single-Season Receiving Touchdown Record

► LSU wide receiver Ja'Marr Chase has 18 touchdown receptions in 2019 for the most in a single season in school history and tied for the most in SEC history.

► Chase broke Dwayne Bowe's record of 12 set in 2006 on a 61-yard pass from Joe Burrow in the fourth quarter of the Ole Miss game.

► Chase tied Florida's Reidel Anthony (1996) for the SEC record for touchdown receptions in a season in the SEC Championship game.

► Junior wide receiver Justin Jefferson is behind Chase in the record books with 14 touchdowns this season. Sophomore Terrace Marshall Jr. is also third on the team with 10 touchdowns.

► Jefferson and Chase's combined 32 touchdowns in 2019 are the most by a duo in school history. The pair passed Devery Henderson and Michael Clayton's record of 21 set in 2003.

► Jefferson and Chase join Chris Doering (17) and Ike Hilliard (15) of Florida (1995) as the only duo in SEC history with 12 or more touchdown receptions in the same season.

Jefferson, Chase are Fourth Duo in SEC History with 1,000 Yard Seasons

► In the 10th game of the season against Ole Miss, LSU wide receivers Justin Jefferson and Ja'Marr Chase became the second duo in school history with more than 1,000 receiving yards in a season.

► Chase leads the Tigers in yards with 1,498 on 73 catches and Jefferson is second with 1,207 yards on 88 receptions. Chase is first in the nation in yards and Jefferson is 20th in the nation in receiving yards per game.

► Chase became the seventh player with 1,000 receiving yards in a season and Jefferson became the eighth when they did so at Ole Miss. The Louisiana natives now own the eighth and ninth 1,000 yard receiving season in school history. Josh Reed hit the 1,000 yard mark in both 2000 and 2001.

1,000-YARD RECEIVERS • SEASON

PLAYER	Year	Yards	Catches	AVG	Games to 1,000
Josh Reed	2001	1,740	94	18.5	8
Ja'Marr Chase	2019	1,498	73	20.5	10
Wendell Davis	1986	1,244	80	15.6	9
Justin Jefferson	2019	1,207	88	13.7	10
Jarvis Landry	2013	1,193	77	15.5	11
Odell Beckham, Jr.	2013	1,152	59	19.5	9
Josh Reed	2000	1,127	65	17.3	10
Michael Clayton	2003	1,079	78	13.8	13
Eric Martin	1983	1,064	52	20.5	10

- ▶ The duo joined Odell Beckham Jr. and Jarvis Landry with 1,152 and 1,193 yards respectively in 2013 as the only teammates to hit the 1,000 yard mark.
- ▶ Florida is the only other school in the SEC with a pair that hit 1,000 or more in the same season. Ike Hilliard (1,008) and Chris Doering (1,045) were the first set of teammates to do it in 1995. Jabar Gaffney (1,191) and Reche Caldwell (1,059) did it again in 2001 for the Gators.
- ▶ Jefferson and Chase are one of two sets of teammates with more than 1,000 yards receiving in the nation in 2019.
- ▶ Ja'Marr Chase is the first LSU receiver with 4-straight 100-yard games in a single season since Josh Reed in 2001. Reed holds the record for consecutive 100-yard receiving games with six in 2001. Chase went for five straight: 123 vs. Auburn, 140 at Alabama, 227 at Ole Miss, 144 vs. Arkansas and 197 vs. Texas A&M.
- ▶ Chase is the second receiver in LSU history to hit 200 or more receiving yards in a game twice in the same season. Josh Reed hit the 200-yard mark twice in 2001 with 293 at Alabama 239 vs. Illinois in the Sugar Bowl.
- ▶ Chase had 229 receiving yards at Vanderbilt and 227 at Ole Miss. He was the first LSU player with 200 or more receiving yards in a game since Odell Beckham Jr. went for 204 against Furman in 2013.

Same Game 100-Yard Receiving Performances

Names (Rec./yds.)	Opponent, Season	Combined rec./Yds.
Ja'Marr Chase (8/227) and Justin Jefferson (9/112)	at Ole Miss, 2019	17/339
Ja'Marr Chase (7/127) and Justin Jefferson (10/123)	vs. Florida, 2019	17/250
Justin Jefferson (9/163), Ja'Marr Chase (8/147), Terrace Marshall Jr. (6/123)	at Texas, 2019	23/433
Travin Dural (6/124) and Malachi Dupre (4/120)	Mississippi State, 2014	10/244
Jarvis Landry (10/156) and Odell Beckham, Jr. (6/118)	Georgia, 2013	16/274
Odell Beckham, Jr. (5/118) and Jarvis Landry (8/109)	TCU, 2013	13/227
Josh Reed (14/239) and Michael Clayton (8/120)	Illinois, 2001*	22/359
Josh Reed (19/293) and Michael Clayton (7/126)	Alabama, 2001	26/419
Josh Reed (8/160) and Michael Clayton (9/105)	Kentucky, 2001	17/265
Josh Reed (10/113) and Reggie Robinson (10/102)	Mississippi State, 2000	20/215
Josh Reed (5/137) and Jarel Myers (6/117)	Western Carolina, 2000	11/254
Jerel Myers (8/114) and Josh Reed (5/100)	Houston, 1999	13/214
Sheddrick Wilson (9/201) and Eddie Kennison (4/113)	Rice, 1995	13/314
Tony Moss (6/117) and Alvin Lee (6/108)	Ohio State, 1998	12/225
Todd Kinchen (5/108) and Eddie Fuller (5/102)	Ole Miss, 1989	10/210
Orlando McDaniel (5/155) and Malcolm Scott (8/112)	Florida State, 1981	13/267

* - denotes bowl game

Edwards-Helaire Hits 1,000 Yards Rushing in 2019

- ▶ LSU running back Clyde Edwards-Helaire is in the top-25 in the nation in rushing yards this season with 1,290.
- ▶ Edwards-Helaire became the 13th player in school history to rush for 1,000 or more yards in a season.
- ▶ It's the 20th 1,000 yard season by LSU running backs in school history.
- ▶ Leonard Fournette set the LSU record for rushing yards in a season with 1,953 yards in 2015. It took Fournette just five games to reach the 1,000-yard mark.

1,000-Yard RUSHERS • Season

PLAYER	Year	Yards	Carries	AVG	Games to 1,000
Leonard Fournette	2015	1,953	300	6.5	5
Charles Alexander	1977	1,686	311	5.4	7
Jeremy Hill *	2013	1,401	203	6.9	10
Derrius Guice	2016	1,387	183	7.6	11
Clyde Edwards-Helaire	2019	1,290	197	6.5	10
Kevin Faulk	1996	1,282	248	5.2	9
Kevin Faulk	1998	1,279	229	5.6	9
Dalton Hilliard	1984	1,268	254	5.0	9
Derrius Guice *	2017	1,251	237	5.3	10
Charles Scott	2008	1,174	217	5.4	10
Charles Alexander	1978	1,172	281	4.2	10
Stevan Ridley	2010	1,147	249	4.6	12
Kevin Faulk *	1997	1,144	205	5.6	8
Dalton Hilliard	1985	1,134	258	4.4	11
Terry Robiskie	1976	1,117	224	5.0	10
Jacob Hester	2007	1,103	225	4.9	13
Nick Brossette	2018	1,039	240	4.3	13
Leonard Fournette	2014	1,034	187	5.5	13
Justin Vincent	2003	1,001	154	6.5	14
Harvey Williams	1987	1,001	154	6.5	11

1,000-Yard Rushing Streak Reaches Seven Years

- ▶ LSU is on a streak of seven consecutive years with a 1,000-yard rusher.
- ▶ Junior Clyde Edwards-Helaire owns 1,290 yards for the Tigers in 2019.
- ▶ Last year, Nick Brossette, in his first season as a starter, rushed for 1,039 yards and 14 TDs in helping the Tigers to a 10-3 mark.

#NFLSU

Jamal Adams	S	NYJ
Kwon Alexander**	LB	SF
John Battle****	S	TAM
Odell Beckham Jr.	WR	CLE
Kendell Beckwith***	LB	TAM
Alfred Blue**	RB	JAX
Tashawn Bower****	DE	NE
Michael Brockers	DT	LAR
Nick Brossette****	RB	DET
DJ Chark	WR	JAX
Morris Claiborne	CB	KC
Will Clapp	C	NO
Jalen Collins****	CB	IND
La'el Collins	OT	DAL
Danny Etling****	QB	ATL
Reid Ferguson	LS	BUF
Leonard Fournette	RB	JAX
Russell Gage	WR	ATL
Davon Godchaux	DT	MIA
Dillon Gordon**	OT	CAR
Cyril Grayson	WR	TAM
Derrius Guice**	RB	WAS
Jerald Hawkins	OT	PIT
Danielle Hunter	DE	MIN
Donte Jackson	CB	CAR
Deion Jones	LB	ATL
Arden Key**	DE	OAK
Jarvis Landry	WR	CLE
Tyrann Mathieu	DB	KC
Jalen Mills	FS	PHI
Barkevious Mingo	LB	SEA
Kevin Minter	LB	TAM
Foster Moreau**	TE	OAK
Patrick Peterson	CB/RS	ARI
Ethan Pocic	C	SEA
Eric Reid	S	CAR
Duke Riley	LB	PHI
Russell Shepard**	WR	NYG
Corey Thompson	LB	BUF
Kevin Toliver II	DB	CHI
Trai Turner	OG	CAR
Spencer Ware	RB	KC
Devin White	LB	TAM
Tre'Davious White	CB	BUF
Andrew Whitworth	OT	LAR
Darrel Williams**	RB	KC
Greedy Williams	CB	CLE
AI Woods	DT	SEA

*-Physically Unable to Perform

**-Injured Reserve

***-Non-football Injury

****-Practice Squad

ORGERON'S CAREER DRAFT PICKS

MIAMI

Bill Hawkins	DE	1989	1	21	Rams
Eric Smith	DE	1989	12	19	Giants
Cortez Kennedy	DT	1990	1	3	Seahawks
Jimmie Jones	DT	1990	3	11	Cowboys
Willis Peguese	DE	1990	3	19	Oilers
Greg Mark	DE	1990	3	26	Giants
Russell Maryland	DT	1991	1	1	Cowboys
Shane Curry	DE	1991	2	13	Colts
Anthony Hamlet	DE	1992	10	11	Seahawks
Darren Krein	DE	1994	5	19	Chargers

Syracuse

Antonio Anderson	DT	1997	4	5	Dallas
Eric Downing	DT	2001	3	13	Kansas City

USC

Ennis Davis	DT	2001	7	21	Saints
Kenechi Udeze	DE	2004	1	20	Vikings
Mike Patterson	DT	2005	1	31	Eagles
Shaun Cody	DT	2005	2	5	Lions
Frostee Rucker	DE	2006	3	27	Bengals
LaJuan Ramsey	DT	2006	6	35	Eagles

OLE MISS

Tre' Stallings	OG	2006	6	186	Chiefs
Patrick Willis	LB	2007	1	11	49ers
Trumaine McBride	CB	2007	7	221	Bears
Michael Oher	OT	2009	1	23	Ravens
Peria Jerry	DT	2009	1	24	Falcons
Mike Wallace	WR	2009	3	84	Steelers
Jamarca Sanford	DB	2009	7	221	Vikings
Dexter McCluster	RB	2010	2	36	Chiefs
John Jerry	OT	2010	3	73	Dolphins
Kendrick Lewis	S	2010	5	136	Chiefs
Greg Hardy	DE	2010	6	175	Panthers
Jerrell Powe	DT	2011	6	199	Chiefs

TENNESSEE

Dan Williams	DT	2010	1	26	Cardinals
Jurrell Casey	DT	2011	3	77	Titans

USC

Nick Perry	DE	2012	1	28	Packers
T.J. McDonald	S	2013	3	71	Rams
Marqis Lee	WR	2014	2	39	Jaguars
Marcus Martin	C	2014	3	39	49ers
Devon Kennard	LB	2014	5	174	Giants
Leonard Williams	DE	2015	1	6	Jets
Nelson Agholor	WR	2015	1	20	Eagles
Josh Shaw	CB	2015	4	120	Bengals
Javorius Allen	RB	2015	4	125	Ravens
Hayes Pullard	TE	2015	6	198	Browns
Randall Telfer	LB	2015	7	219	Browns
Su'a Cravens	LB	2016	2	53	Redskin
Max Tuerk	C	2016	3	66	Chargers
Cody Kessler	QB	2016	3	93	Browns
Kevon Seymour	CB	2016	6	218	Bills
Zach Banner	OG	2017	4	137	Colts
Leon McQuay	S	2017	6	218	Chiefs

LSU

Leonard Fournette	RB	2017	1	4	Jaguars
Jamal Adams	DB	2017	1	6	Jets
Tre'Davious White	DB	2017	1	27	Bills
Ethan Pocic	C	2017	2	58	Seahawks
Duke Riley	LB	2017	3	75	Falcons
Kendell Beckwith	LB	2017	3	107	Buccaneers
Davon Godchaux	DT	2017	5	178	Dolphins
Malachi Dupre	WR	2017	7	247	Packers
Donte Jackson	DB	2018	2	55	Panthers
Derrius Guice	RB	2018	2	59	Redskins
DJ Chark	WR	2018	2	61	Jaguars
Arden Key	DE	2018	3	87	Raiders
Russell Gage	WR	2018	6	194	Falcons
Danny Etling	QB	2018	7	219	Patriots
Will Clapp	C	2018	7	245	Saints
Devin White	LB	2019	1	5	Buccaneers
Greedy Williams	DB	2019	2	46	Browns
Foster Moreau	TE	2019	4	137	Raiders

► Here's a look at LSU's 1,000-yard rushers during the seven-year streak:

2013	Jeremy Hill	1,401 yards
2014	Leonard Fournette	1,034 yards
2015	Leonard Fournette	1,953 yards (school record)
2016	Derrius Guice	1,387 yards
2017	Derrius Guice	1,153 yards
2018	Nick Brossette	1,039 yards
2019	Clyde Edwards-Helaire	1,290 yards

More on the LSU Offense

- LSU has scored 60 of its 78 offensive TDs on drives of less than 3 minutes.
- On 162 offensive possessions this year, LSU has gone 3-and-out only 21 times.
- QB Joe Burrow has thrown consecutive incomplete passes on the same drive only 16 times this year. He has thrown three-straight incomplection on the same drive only twice this season (at Texas, vs. Georgia, SEC Championship).
- He's only thrown consecutive incomplete passes in the fourth quarter twice this year.
- LSU's WR trio of Ja'Marr Chase (18 TDs)Justin Jefferson (14 TDs), and Terrace Marshall Jr. (10 TDs) have combined for 42 touchdowns.
- Burrow is averaging a TD pass for every 9 passes thrown.
- Eleven players have scored an offensive TD for LSU this year.
- RB Clyde Edwards-Helaire has eight, 100-yard rushing games in his career and LSU is 8-0 in those games.

LSU's Wide Receiver Trio Make the Most of Their Catches

- LSU's wide receiver trio of Justin Jefferson, Ja'Marr Chase and Terrace Marshall Jr. have made the most of their catches this year.
- The trio has combined for 42 TD receptions with Chase leading the way with 18 followed by Jefferson with 14 and Marshall with 10.
- Of Jefferson's 88 receptions, 58 have either resulted in a touchdown or a first down.
 - 14 of Jefferson's receptions have been 20 yards or longer
- Of Chase's 73 receptions, 58 have resulted in either a touchdown or a first down.
 - 29 of Chase's receptions have been 20 yards or longer
- Of Marshall's 37 receptions, 32 have resulted in a first down or touchdown.
 - Ten of Marshall's 32 receptions have gone for 20 yards or more

Moss Making Impact at Tight End

- Junior Thaddeus Moss is making his impact felt in the LSU offense as the tight end has caught 38 passes for 435 yards and a touchdown this year.
- Moss' 38 receptions are the most by a tight end in a season in school history. His 435 yards are second behind David LaFleur (439, 1996).
- Moss has caught at least one pass in 10 of the 12 games he played in this year.

LSU Redzone Offense is Second in the Nation

- LSU is first in the nation in redzone offense at 96.9 percent success. The Tigers have converted 63 of 65 trips inside the opponent 20-yard line.
- Of the 63 trips inside the redzone, LSU has scored 50 touchdowns and kicked 13 field goals. LSU's touchdown breakdown in the redzone this year have been 28 passing and 22 rushing.
- LSU did not convert in the redzone for the first time against Auburn. The second time in 2019 came when the Tigers did "victory" formation in the redzone at the end of the 58-37 win over Ole Miss.

Tigers Are Bowl Eligible For 20th Straight Season

- With the win over Florida in week seven, LSU became bowl-eligible for a school-record 20th consecutive season.
- The Tigers have reached a bowl game each year dating back to the 2000 season when LSU beat Georgia Tech, 28-14, in the Peach Bowl.
- LSU's current stretch of 20 straight bowl appearances rank as the nation's fourth-longest streak trailing only Virginia Tech (26), Georgia (23) and Oklahoma (21).

Burrow's Streak of 20+ Completions Up to Sixteen Games

- LSU quarterback Joe Burrow has completed 20 or more passes in his last 16 games dating back to the 2018 season.
- Burrow became the first quarterback in school history to complete 20 or more passes in four-straight games in the season opener against Georgia Southern.
- Tommy Hodson finished with 20 or more completions in three straight games during the 1987 season.
- LSU as a team has only totaled 20 or more completions in three-straight games four times including Burrow's current streak (1985, 1986, 1987, 2019).
- Burrow's current streak is 20 vs. Rice, 25 vs. Texas A&M, 21 vs. UCF, 23 vs. Georgia Southern, 31 at Texas, 21 vs. Northwestern State, 25 at Vanderbilt, 27 vs. Utah State, 21 vs. Florida and 25 at Mississippi State, 32 vs. Auburn, 31 at Alabama, 32 at Ole Miss, 23 vs. Arkansas, 23 vs. Texas A&M and 28 vs. Georgia.

LSU's 22-1 Under Orgeron When Having A 100-Yard Rusher

- In 47 games under Ed Orgeron, LSU has posted a 22-1 mark when having a 100-yard rusher.
- The Tigers are 6-0 in 2019 when a player reaches the 100-yard mark. Clyde Edwards-Helaire rushed for 106 yards in LSU's win over Vanderbilt on Sept. 21, rushed for 134 in the win over No. 7 Florida on Oct. 12, rushed for 136 against No. 9 Auburn on Oct. 26, 103 yards against No. 2 Alabama on Nov. 9, rushed for 172 at Ole Miss, and a career high 188 vs. Arkansas.
- The only game that LSU lost when having a 100-yard rusher came in the 7OT loss to Texas A&M last year when QB Joe Burrow accounted for 100 rushing yards.
- LSU was 5-1 in 2018 when having a 100-yard rusher, 5-0 in 2017 and 6-0 under Orgeron in 2016 when a player reaches the milestone.

LSU Is 36-2 Under Orgeron When Reaching the 20-Point Mark

- ▶ LSU has a 36-2 mark in 47 games under Ed Orgeron when scoring at least 20 points in a game.
- ▶ The Tigers are 13-0 in 2019 when scoring at least 20 points. In games decided in regulation, LSU is 35-1 when scoring at least 20 points.
- ▶ LSU's only two losses during the Orgeron era when scoring 20 points came in 2017 against Troy (lost, 24-21) and in 2018 in a 7OT loss to Texas A&M by a 74-72 count.
- ▶ LSU was 6-0 in 2016 under Orgeron when scoring at least 20 points, followed by an 8-1 mark in 2017 and a 9-1 record in 2018.

Burrow-to-Chase TD Tandem Ranks No. 3 in LSU History

- ▶ LSU quarterback Joe Burrow has connected with WR Ja'Marr Chase for 21 touchdowns in his career, which is tied for the second-best touchdown combination in school history.
- ▶ Burrow and Chase have connected for 18 touchdowns in 2019 and totaled three in 2018.
- ▶ The school record for QB-to-WR TD combinations is held by JaMarcus Russell-Dwayne Bowe, who did it 23 times.

Burrow Over 7,000 Career, 4,000 Season Passing Yards

- ▶ LSU quarterback Joe Burrow has thrown for 4,715 yards in 2019 and 7,609 yards in his career.
- ▶ Burrow became the fourth quarterback in school history with more than 3,000 yards in a season after throwing for 393 yards at Alabama. He is the only quarterback in school history with 4,000 yards in a season.
- ▶ Burrow also became the fifth quarterback in school history to throw for more than 6,000 yards in a career against the Crimson Tide.
- ▶ Burrow's career yards gained ranks second in school history. He's the second quarterback to throw for more than 7,000 yards in his career.

Career Passing Yards Gained

1.	9,115	Tommy Hodson (674-1,163)	1986-89
2.	7,609	Joe Burrow (561-818)	2018-Present
3.	6,921	Jeff Wickersham (587-1,005)	1982-85
4.	6,625	JaMarcus Russell (493-797)	2004-06
5.	6,158	Jamie Howard (459-934)	1992-95

Edwards-Helaire Becomes 50th Tiger with 1,000 Career Rushing Yards

- ▶ Junior RB Clyde Edwards-Helaire rushed for 72 yards against Utah State, becoming the 50th player in school history to reach the 1,000-yard mark for his career.
- ▶ Edwards-Helaire currently has rushed for 1,978 yards in 39 games with the Tigers. He rushed for 31 yards as a true freshman in 2017, followed by 658 in 2018. He has rushed for 1,290 yards on 197 attempts in 13 games in 2019.
- ▶ Kevin Faulk, who is the director of player development for LSU football, holds the school record for rushing yards with 4,557.

Von Rosenberg Making Most of His Punts

- ▶ LSU punter Zach Von Rosenberg has only been called on to punt just 39 times this year, but the junior is making the most of his opportunities.
- ▶ On 39 punts, Von Rosenberg is averaging 42.7 yards a punt.
- ▶ Of his 39 punts, 18 have been downed inside the 20-yard line with 11 of those coming inside the 10-yard line.
- ▶ The LSU punt team did not make an appearance for the Tigers at Ole Miss. It marked the fifth time since 1960 that LSU has not punted in a game and the first time away from Tiger Stadium.

Wide Receivers Own Two, Same Game 100-Yard Receiving Performances

- ▶ LSU wide receivers Justin Jefferson, Ja'Marr Chase and Terrace Marshall Jr. have combined for three same game 100-yard receiving games, which is the second most in a season in school history.
- ▶ Jefferson, Chase and Marshall Jr. became the first trio with 100-plus receiving yards in a season at Texas.
- ▶ Jefferson and Chase then totaled 123 and 127 yards respectively against Florida and then 112 and 227 at Ole Miss.
- ▶ LSU also had two same game 100-yard receiving performances in 2000 and 2013.
- ▶ The record for same game 100-yard receiving games was in 2001 when Josh Reed and Michael Clayton did it against Kentucky, Alabama and Illinois.

Offense Tops Multiple SEC Offensive Categories, Among Best in the Nation

- ▶ The LSU offense leads the SEC and is second in the nation in total offense, first downs, and passing offense going into the bowl game.
- ▶ Joe Burrow is No. 1 in the nation in completion percentage (76.3 percent) and passing touchdowns (48) and second in and passing yards (4,715).
- ▶ LSU wide receivers Justin Jefferson and Ja'Marr Chase are amongst the best receivers in the nation. Chase is first in the nation in receiving touchdowns and Jefferson at third. Chase also leads the nation in receiving yards. Jefferson is second in the SEC and eighth in the nation in receiving yards.

Tigers Honored in 2019

- ▶ In 2019 season, QB Joe Burrow, WR Ja'Marr Chase, RB Clyde Edwards-Helaire, S JaCoby Stevens, DB Derek Stingley Jr. PK Cade York, and head coach Ed Orgeron have been recognized by the Southeastern Conference office and nationally.
- ▶ Burrow was named the SEC Offensive Player of the Week following the season opener against Georgia Southern when he went 23-for-27 with 278 yards and five touchdowns.
- ▶ Burrow added another SEC Offensive Player of the Week honor and was recognized nationally as the Davey O'Brien National Quarterback of the Week and Maxwell Offensive Player of the Week after leading the Tigers to a top-10 win at Texas. Burrow was 31-for-39 with four touchdowns and 471 yards, the second most in school history.
- ▶ Orgeron was named the Dodd Trophy National Coach of the Week after leading LSU to its first top-10 non-conference road win in school history.
- ▶ Burrow was named the SEC Offensive Player of the Week for a third time after setting the school record for touchdowns with six and throwing for 398 yards at Vanderbilt.
- ▶ Burrow added another SEC Offensive Player of the Week honor after going 21-for-24 with three touchdowns and 293 yards against Florida.
- ▶ Derek Stingley Jr. was named the SEC Freshman of the Year for the first time after totaling a PBU and interception against Florida.
- ▶ Stevens added SEC Defensive Player of the Week honors after games against Mississippi State and Auburn. The junior made eight tackles and a leaping one-handed interception against the Bulldogs. The following week against the Tigers, Stevens led the team with 10 tackles and helped limit Auburn to just 287 yards.
- ▶ Burrow along with running back Clyde Edwards-Helaire were named SEC Offensive Players of the Week after their performance at third-ranked Alabama. It's just the third time players from the same team have shared SEC Offensive Player of the Week honors since the league established the weekly player of the week honors in 1985.
- ▶ Chase was awarded the SEC Offensive Player of the Week honor following his 8 reception, 227-yard, three touchdown performance at Ole Miss.
- ▶ Stevens once again earned SEC Defensive Player of the Week honors and Mo Hampton was named the SEC Freshman of the Week following the Tigers' win against Arkansas.

LSU Under Louisiana's Own Ed Orgeron

- ▶ In his third full season as head coach of the Tigers, Orgeron continues to gain momentum on the field and on the recruiting trail.
- ▶ Orgeron has guided the Tigers to a 38-9 overall mark in his 47 games as the LSU head coach. Of his 38 victories, 16 have come against teams ranked in the Top 25, including 10 over Top-10 opponents. Furthermore, of Coach O's 38 wins, 23 have come against SEC foes and 29 have come by double-digits.
- ▶ Under Orgeron, the Tigers have played 42-of-47 games ranked in the Top 25.

Consecutive Starts of 10 or More

- Fourteen LSU players are riding a consecutive start streak of at least 10 games.
- C Lloyd Cushenberry III, OG Damien Lewis and QB Joe Burrow have each started 26 straight games, WR Justin Jefferson and S JaCoby Stevens have started 18 straight. RB Clyde Edwards-Helaire, CB Kristian Fulton, OG Adrian Magee, LB Jacob Phillips and CB Derek Stingley are all on streaks of 13-straight games starting. LB Patrick Queen is also on a streak of 11-straight games with a start. WR Ja’Marr Chase, TE Thad Moss and NT Tyler Shelvin have started 10-straight games.

Football Program Earns Victory Number 800

- With its win over Northwestern State on September 14, 2019, the LSU football program became the 12th FBS school to reach the 800-win milestone.
- With an overall record of 810-415-47, the LSU Football program ranks 12th amongst FBS programs for all-time wins.

Top-10 Win at Texas Makes History

- For the first time in school history, LSU defeated a Top 10 non-conference opponent in a true road game.
- The 45-38 victory marked the 14th true road win over an AP Top 10 team in school history and the second for Coach Orgeron (2018 at No. 7 Auburn)
- Coach Orgeron is now 13-6 against Top 25 teams and 8-3 against Top 10 teams.
- Orgeron’s teams are 5-2 against AP-ranked opponents on the road.

Stingley Becomes 10th Defensive True Freshman to Start a Season Opener

- Cornerback Derek Stingley Jr. became the 10th true freshman on the defensive side of the ball to start a season opener in the last 33 seasons and the 17th overall.
- In 2017, 20 true freshmen saw action for the Tigers, a number that led the nation. In addition, eight true freshmen started at least one game for the Tigers that year.
- The following have started a season opener since 2000: Marshall Jr. (WR, 2018), Charles (RG, 2017), Chaisson (LB, 2017), Delpit (S, 2017), Taylor (LB, 2017), Kevin Toliver (CB, 2015), Trey Quinn (WR, 2014), Jalen Mills (CB, 2012), Jessie Daniels (Nickel, 2003), Jerel Myers (WR, 1999), Johnny Mitchell (DT, 1996), Theo Williams (DT, 1996), Booger McFarland (DT, 1995), Robert Davis (RB, 1992), and Sheddric Wilson (WR, 1992).

Most True Freshmen Starters by Year Since 2005

2017	8(Tory Carter, K’Lavon Chaisson, Saahdiq Charles, Grant Delpit, Ed Ingram, JaCoby Stevens, Tyler Taylor, Kary Vincent Jr.)
2015:	7 (Arden Key, Donte Jackson, Foster Moreau, Bry’Kiethon Mouton, Maea Teuhema, Kevin Toliver II, Toby Weathersby)
2014:	6 (Jamal Adams, Malachi Dupre, Leonard Fournette, Davon Godchaux, Brandon Harris, Trey Quinn)
2012:	6 (Kwon Alexander, Vadal Alexander, Reid Ferguson, Jeremy Hill, Lamar Louis, Jalen Mills)
2013:	5 (Rickey Jefferson, Anthony Jennings, Ethan Pocic, Rashard Robinson, Tre’Davious White)
2019:	4 (Derek Stingley Jr., Joseph Evans, Cordale Flott, Mo Hampton Jr.)
2018	4 (Terrace Marshall Jr., Ja’Marr Chase, Micah Baskerville, Chasen Hines)
2006:	4 (Jacob Cutrera, Richard Dickson, Charles Scott, Keiland Williams)
2010:	3 (Alfred Blue, Tyrann Mathieu, Eric Reid)
2011:	2 (Odell Beckham Jr., Jarvis Landry)
2007:	2 (Drake Nevis, Terrence Toliver)
2008:	2 (Jordan Jefferson, Patrick Peterson)
2009:	2 (Dominique Allen, Rueben Randle)
2016	1 (Dee Anderson)

LSU Is 83-0 When Rushing For 100 Yards and Holding Opponents To Less Than 100 Yards

- In the last 179 games, LSU’s success is easy to predict when it comes to net rushing yards. Get to 100 yards rushing and LSU will more than likely win as the Tigers are 146-22 when that happens.
- Hold the opponent to fewer than 100 yards and the Tigers are 85-5.
- An even more telling stat is that when LSU rushes for 100-plus yards and holds the opponents to fewer than 100 yards, the Tigers are 83-0.
- The following is a look at LSU’s rushing numbers and have the Tigers have fared in those games:

Year	LSU 100+	LSU 100-	Opp 100+	Opp 100-	LSU 100+/Opp 100-
2005	10-0	1-2	3-1	8-1	7-0
2006	10-0	1-2	5-0	6-2	6-0
2007	11-2	1-0	3-2	9-0	8-0
2008	8-3	0-2	2-5	6-0	6-0
2009	8-0	1-4	7-4	2-0	2-0
2010	11-2	0-0	7-1	5-0	5-0
2011	13-0	0-1	4-1	9-0	9-0
2012	9-1	1-2	4-2	6-1	6-0
2013	10-1	0-2	6-3	4-0	4-0
2014	8-3	0-2	4-4	4-1	4-0
2015	9-1	0-2	3-3	6-0	6-0
2016	8-3	0-1	3-4	5-0	5-0
2017	9-4	0-0	4-4	5-0	5-0

2018	10-2	0-1	5-3	5-0	5-0
2019	12-0	1-0	8-0	5-0	5-0
Totals	146-22	6-21	68-37	85-5	83-0

Burrow Brings Experience as Returning Starting Quarterback

- Quarterback Joe Burrow provides valuable experience for the LSU offense and became the fifth LSU quarterback to start in consecutive season openers since 1998.
- Only Matt Mauck in 2002 and 2003, JaMarcus Russell in 2004 and 2005, Jordan Jefferson in 2009 and 2010, Zach Mettenberger in 2012 and 2013, and Brandon Harris in 2015 and 2016 have started consecutive openers for LSU.
- A year ago, Burrow burst onto the scene with an outstanding year for the Tigers, leading the squad to a 10-3 overall mark and No. 6 national ranking.
- Burrow went into 2019 with nine school records in his career and became the first quarterback in LSU history to throw for 2,500 yard and rush for 350 yards or more in a season.
- In 2019, Burrow has joined JaMarcus Russell as the only quarterbacks in school history to lead the Tigers to 10 or more wins in back-to-back seasons.

LSU Punter Von Rosenberg One of Nation’s Oldest Players

- At 29 years old, punter Zach Von Rosenberg is the fourth-oldest player in college football in 2019.
- Rosenberg, who spent six years playing Minor League Baseball before joining the LSU program in 2016, turned 29 in September.
- The oldest player in college football is 32-year old Colorado placekicker James Stefanou. Wade Lees (P, Maryland) is 31, Houston punter Dane Roy is 30 and West Virginia tight end Jesse Beal is 29.

We are DBU:

- Since 2007, LSU leads the nation in number of defensive backs selected in the NFL draft with 19, including six in the first round.
- LSU has produced two consensus All-America DBs in 2019 in Grant Delpit and Derek Stingley Jr.
- LSU has produced 13 first team All-American defensive backs since 2000.
- LSU has also had defensive backs claim five national awards since 2010: Patrick Peterson 2010 Bednarik Award; Patrick Peterson 2010 Thorpe Award; Tyrann Mathieu 2011 Bednarik Award; Morris Claiborne 2011 Thorpe Award; Grant Delpit 2019 Thorpe Award.
- Since the 2007 NFL Draft, LSU has had six DBs picked in the first round.

Chaisson, Cushenberry III Carry on No. 18 Tradition

- Two LSU standouts – both in the classroom and on the football field – have been awarded the prestigious No. 18 jersey by head coach Ed Orgeron.
- Center Lloyd Cushenberry III and linebacker K’Lavon Chaisson were presented the jerseys at the beginning of camp, marking just the second time since the tradition began in 2003 that two Tigers have been issued the No. 18 jersey in the same season.
- Cushenberry III is the first offensive lineman to be selected to wear the No. 18 jersey
- As an offensive lineman, the rules of college football prevent Cushenberry III from actually wearing the No. 18 jersey so instead his No. 79 jersey will be accompanied by a No. 18 patch. The Carville native, who played locally at Dutchtown High School, will wear the No. 18 jersey at practice.
- Jersey No. 18 was born when, in 2003, quarterback Matt Mauck guided LSU to its first national championship since 1958. His number became synonymous with success -- both on and off the field -- as well as a selfless attitude that has become the epitome of being an LSU football player. After his final year with the Tigers, Mauck passed the jersey number down to running back Jacob Hester, who then helped LSU to another national title in 2007.
- Here is a look at the players to wear No. 18:

Years	Player	Position
2003	Matt Mauck	QB
2004-07	Jacob Hester	RB
2008-09	Richard Dickson	TE
2010	Richard Murphy	RB
2011	Brandon Taylor	S
2012	Bennie Logan	DT
2013	Lamin Barrow	LB
2014	Terrence Magee	RB
2015-16	Tre’Davious White	CB
2017	Christian LaCouture	DL
2017	John David Moore	FB/TE
2018	Foster Moreau	TE
2019	Lloyd Cushenberry III	C
2019	K’Lavon Chaisson	LB

Second Generation Tigers

- ▶ LSU's roster features two players who are second generation Tigers.
- ▶ True freshmen Thomas Perry and Brandon Hubicz are both following in their dads footsteps as LSU football players.
- ▶ Thomas Perry, an offensive lineman from Teurlings Catholic in Lafayette, is the son of Adam Perry, who played offensive guard for the Tigers from 1994-97
- ▶ Brandon Hubicz, a tight end from Catholic High School in Baton Rouge, is the son of Jim Hubicz, who played offensive tackle and guard for the Tigers from 1986-89.

LSU Family Connections

- ▶ LSU has some unique family-football connections on this year's team. The following is a look at those football-related connections with current Tigers:
- ▶ WR Justin Jefferson – younger brother of former LSU starting QB Justin Jefferson (2008-11) and starting DB Rickey Jefferson (2013-16). Jordan is currently on the coaching staff at Colorado State.
- ▶ TE Aaron Moffitt – son of LSU strength and conditioning coach Tommy Moffitt. Aaron's brother Clay just completed a two-year stint on the LSU baseball team.
- ▶ SNP Blake Ferguson – younger brother of four-year LSU starting long snapper Reid Ferguson, who is currently in his third year with the Buffalo Bills.
- ▶ TE Thaddeus Moss – son of Pro Football Hall of Famer and one of arguably the greatest receiver in NFL history in Randy Moss.
- ▶ CB Derek Stingley Jr. – grandson of the late Darryl Stingley, a first round draft pick by the New England Patriots who had his NFL career tragically ended on August 12, 1978 with a spinal cord injury.

Two-Sport Tigers

- ▶ Two current LSU football players – DB Kary Vincent Jr., and DB Mo Hampton Jr. – are two-sport athletes.
- ▶ Vincent Jr. ran the lead leg of LSU's 2018 SEC Championship 4x100 meter relay team.
- ▶ Hampton Jr. is a member of the LSU baseball team. The Tennessee native was drafted in the 23rd round of the 2019 Major League Draft and elected to attend LSU. Hampton Jr. was the first player in Tennessee history to earn Mr. Football and Mr. Baseball honors in the same season.

WE ARE THE ONES THE WORLD HAS BEEN WAITING FOR

At LSU, we refuse to back down when the world needs solutions. When our life-sustaining waters are threatened, we dig deep, channeling new energy to adapt and thrive. When health issues weaken our communities, we commit ourselves to pioneering solutions for a life well-lived. When our neighbors face economic and educational challenges, we pay our resources forward to create opportunity and transform lives. Yes, we are the ones the world has been waiting for. This is our time, our place, our terra firma. **HERE, WE STAND.**

LSU

lsu.edu

#1 LANDSCAPE
ARCHITECTURE
PROGRAM IN THE NATION

TOP 12
LSU ONLINE MS IN
CONSTRUCTION MANAGEMENT
AMONG PUBLIC
UNIVERSITIES

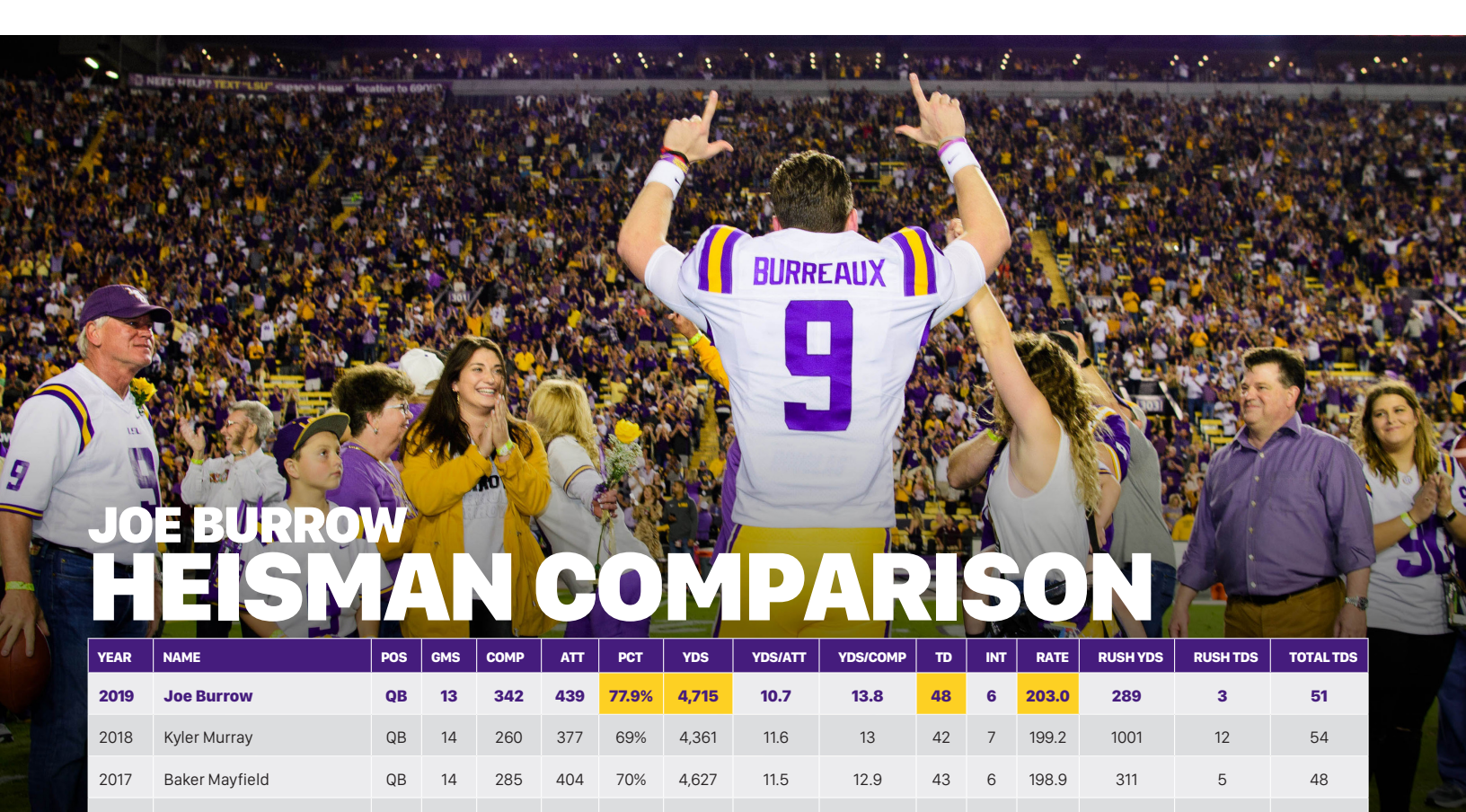
1 OF ONLY **8**
UNIVERSITIES IN THE NATION
WITH A MEDICAL SCHOOL, DENTAL SCHOOL,
LAW SCHOOL, VETERINARY SCHOOL, AND
ELITE MBA PROGRAM

TOP 10
GRAPHIC DESIGN PROGRAM
IN THE NATION

#2
PUBLIC THEATRE PROGRAM
IN THE NATION

17 AGRICULTURAL
RESEARCH
STATIONS
LOCATED ACROSS THE STATE

TOP 10
NURSING SCHOOL
IN THE NATION



JOE BURROW HEISMAN COMPARISON

YEAR	NAME	POS	GMS	COMP	ATT	PCT	YDS	YDS/ATT	YDS/COMP	TD	INT	RATE	RUSH YDS	RUSH TDS	TOTAL TDS
2019	Joe Burrow	QB	13	342	439	77.9%	4,715	10.7	13.8	48	6	203.0	289	3	51
2018	Kyler Murray	QB	14	260	377	69%	4,361	11.6	13	42	7	199.2	1001	12	54
2017	Baker Mayfield	QB	14	285	404	70%	4,627	11.5	12.9	43	6	198.9	311	5	48
2016	Lamar Jackson	QB	13	230	409	56%	3,543	8.7	9.1	30	9	148.8	1571	21	51
2014	Marcus Mariota	QB	15	304	445	68%	4,454	10	11.5	42	4	181.7	770	15	57
2013	Jameis Winston	QB	14	257	384	67%	4,057	10.6	11.5	40	10	184.8	65	3	43
2012	Johnny Manziel	QB	13	295	434	68%	3,706	8.5	8.8	26	9	155.3	1410	21	47
2011	Robert Griffin III	QB	13	291	402	72%	4,293	10.7	11.8	37	6	189.5	699	10	47
2010	Cam Newton	QB	14	185	280	66%	2,854	10.2	11.2	30	7	182	1473	20	50
2008	Sam Bradford	QB	14	328	483	68%	4,720	9.8	11.1	50	8	180.8	47	5	55
2007	Tim Tebow	QB	13	234	350	67%	3,286	9.4	10.4	32	6	172.5	895	23	55
2006	Troy Smith	QB	13	203	311	65%	2,542	8.2	9.2	30	6	161.9	204	1	31
2004	Matt Leinart	QB	13	269	412	65%	3,322	8.1	9	33	6	156.5	36	6	39
2003	Jason White	QB	14	278	451	62%	3,846	8.5	9.3	40	10	158.1	-150	1	41
2002	Carson Palmer	QB	13	309	489	63%	3,942	8.1	8.5	33	10	149.1	-122	4	37
2000	Chris Weinke	QB	12	266	431	62%	4,167	9.7	10.1	33	11	163.1	-97	1	34



Conference Record for passing TDs, passing yards, completion percentage and pass efficiency.

Burrow's Toughness

CATEGORY	STAT	NATIONAL RANK
Under Pressure	1,241 yards	1st
Under Pressure	15 TDs	1st
Under Pressure	76.6% adjusted completions	1st
Under Pressure	146.5 NFL Passer Rating	1st
After Opponent Scores	77.6% Completions	1st
After Opponent Scores	132.9 NFL Rating	3rd
QB Hit	146.5 NFL Rating	1st



Cody Worsham
@CodyWorsham

Follow

Joe Burrow's stats on throws where he was hit this season:

24-of-33
72.7% completions
509 yards
4 touchdowns
15.4 yards per attempt
154.4 NFL Rating

All are tops in the country. The passer rating is 30 points better than any other QB while being hit in the last six seasons.

7:26 AM - 2 Dec 2019

125 Retweets 665 Likes



10 125 665

130

Joe Burrow has thrown for 130 more passing yards than LSU's opponents allow per game. That's also against four defenses ranked in the top 25 in defensive passer efficiency rating (Alabama (9), Florida (22), Auburn (24), Texas A&M (25)).



51

BOWL APPEARANCES



PLAYOFF
SEMIFINAL



DECEMBER 28, 2019



1936



1937



1938



1944



1947



1950



1959



1960



1962



1963



1963



1965



1966



1968



1968



1971



1971



1972



1974



1977



1978



1979



1983



1985



1985



1987



1987



1989



1995



1996



1997



2000



2002



2003



2004



2005



2005



2007



2008



2008



2010



2011



2012



2012



2014



2014



2015



2016



2018



2019

LSU

51

BOWL APPEARANCES

BCS NATIONAL CHAMPIONSHIP GAME
2008 • 2012

SUGAR BOWL
1936 • 1937 • 1938 • 1950
1959 • 1960 • 1965 • 1968
1985 • 1987 • 2002 • 2004
2007

CHICK-FIL-A PEACH BOWL
1968 • 1996 • 2000 • 2005
2008 • 2012 • 2019

ORANGE BOWL
1944 • 1962 • 1971 • 1974 • 1983

COTTON BOWL
1947 • 1963 • 1966 • 2003
2011

CITRUS BOWL
1979 • 2005 • 2010 • 2016
2017

SUN BOWL
1971 • 1977

LIBERTY BOWL
1978 • 1985

INDEPENDENCE BOWL
1995 • 1997

OUTBACK BOWL
1989 • 2014

BLUEBONNET BOWL
1963 • 1972

GATOR BOWL
1987

MUSIC CITY BOWL
2014

TEXAS BOWL
2015

FIESTA BOWL
2019



20-STRAIGHT BOWL GAMES

LSU has played in a bowl game for 20-straight seasons. The Tigers own a record of 13-7 in bowl games during the stretch, which began in 2000. LSU's current streak of 20-straight bowl appearances ranks No. 4 nationally, trailing only Virginia Tech (27), Georgia (23), and Oklahoma (21).



LAYING THE FOUNDATION

Charlie McClendon, seen here riding the shoulders of his players after guiding the Tigers to a 13-0 victory over Texas in the 1963 Cotton Bowl, led LSU to 13 bowl games in 18 years from 1962-79.



26 ALL-TIME VICTORIES

LSU owns a 26-23-1 mark all-time in bowl games. The 26 wins rank ninth among all schools nationally and fourth in the Southeastern Conference. LSU won seven bowl games in the previous decade, cementing the Tigers as one of college football's elite programs. LSU has appeared in 13 Sugar Bowls, second-most of any team in America.

LSU Bowl History & Records

INDIVIDUAL RECORDS

RUSHING ATTEMPTS

1.	34	Rondell Mealey (222 yards)	1997 Independence vs. Notre Dame
2.	31	Charles Alexander (197 yards)	1977 Sun vs. Stanford
3.	29	Nick Brossette (117 yards)	2019 Fiesta vs. UCF
3.	29	Leonard Fournette (212 yards)	2015 Texas vs. Texas Tech
5.	28	Jeremy Hill (216 yards)	2014 Outback vs. Iowa
5.	28	Domanick Davis (122 yards)	2002 Sugar vs. Illinois

RUSHING YARDS

1.	234	Kevin Faulk (25 att.)	1995 Independence vs. Michigan State
2.	222	Rondell Mealey (34 att.)	1997 Independence vs. Notre Dame
3.	216	Jeremy Hill (28 att.)	2014 Outback vs. Iowa
4.	212	Leonard Fournette (29 att.)	2015 Texas Bowl vs. Texas Tech
5.	197	Charles Alexander (31 att.)	1977 Sun vs. Stanford

RUSHING TOUCHDOWNS

1.	4	Leonard Fournette (29-212)	2015 Texas vs. Texas Tech
1.	4	Domanick Davis (28-122)	2002 Sugar vs. Illinois
3.	3	Charles Scott (15-65)	2008 Chick-fil-A vs. Georgia Tech
4.	2	10 Times Last: Leonard Fournette (11-143)	2014 Music City vs. Notre Dame

YARDS PER RUSH (MIN. 100 YARDS) (MIN. 10 RUSHES)

1.	13.0	Leonard Fournette (11-143)	2014 Music City vs. Notre Dame
2.	10.3	Jeremy Hill (12-124)	2012 Chick-Fil-A vs. Clemson
3.	10.2	Spencer Ware (10-102)	2011 Cotton vs. Texas A&M

(MIN. 15 RUSHES)

1.	9.4	Kevin Faulk (25-234)	1995 Independence vs. Michigan State
2.	7.3	Leonard Fournette (29-212)	2015 Texas vs. Texas Tech
	7.3	Justin Vincent (16-117)	2004 Sugar/BCS Champ vs. Oklahoma

(MIN. 30 RUSHES)

1.	6.5	Rondell Mealey (34-222)	1997 Independence vs. Notre Dame
----	-----	----------------------------	-------------------------------------

LONGEST RUSH

1.	89	Leonard Fournette (TD)	2014 Music City vs. Notre Dame
2.	79	D.J. Chark (TD)	2015 Texas vs. Texas Tech
3.	78	Rondell Mealey	1997 Independence vs. Notre Dame
4.	76	Marcus Randall	2003 Cotton vs. Texas
5.	74	Alley Broussard (TD)	2005 Capital One vs. Iowa

PASSING ATTEMPTS

1.	53	Rohan Davey (31 comp., 444 yards)	2002 Sugar vs. Illinois
2.	45	Marcus Randall (19 comp., 193 yards)	2003 Cotton vs. Texas
3.	37	Jeff Wickersham (20 comp., 221 yards)	1985 Sugar vs. Nebraska
4.	34	Joe Burrow (21 comp., 394 yards)	2019 Fiesta vs. UCF
4.	34	JaMarcus Russell (21 comp., 332 yards)	2007 Sugar vs. Notre Dame

PASSING COMPLETIONS

1.	31	Rohan Davey (53 atts., 444 yards)	2002 Sugar vs. Illinois
2.	21	Joe Burrow (34 atts., 394 yards)	2019 Fiesta vs. UCF
2.	21	JaMarcus Russell (34 atts., 332 yards)	2007 Sugar vs. Notre Dame
4.	20	Tommy Hodson (32 atts., 224 yards)	1987 Gator vs. South Carolina
4.	20	Jeff Wickersham (37 atts., 221 yards)	1985 Sugar vs. Nebraska

COMPLETION PERCENTAGE (MIN. 10 ATTS.)

1.	80.0	JaMarcus Russell (12-15, 128 yards)	2005 Capital One vs. Iowa
----	------	--	------------------------------

(MIN. 20 ATTS.)

1.	70.3	Matt Flynn (19-27, 174 yards)	2008 BCS Title Game vs. Ohio State
----	------	----------------------------------	---------------------------------------

(MIN. 30 ATTS.)

1.	62.5	Tommy Hodson (20-32, 224 yards)	1987 Gator vs. South Carolina
----	------	------------------------------------	----------------------------------

PASSING YARDS

1.	444	Rohan Davey (31-53)	2002 Sugar vs. Illinois
2.	394	Joe Burrow (21-34)	2019 Fiesta vs. UCF
3.	332	JaMarcus Russell (21-34)	2007 Sugar vs. Notre Dame
4.	261	Brandon Harris (14-23)	2015 Texas vs. Texas Tech
5.	229	Mike Hilman (16-29)	1968 Peach vs. Florida State

PASSING TOUCHDOWNS

1.	4	Joe Burrow (21-34, 394 yards)	2019 Fiesta vs. UCF
1.	4	Matt Flynn (19-27, 174 yards)	2008 BCS Title Game vs. Ohio State
3.	3	Jordan Jefferson (31-53, 444 yards)	2011 Cotton vs. Texas A&M
3.	3	Rohan Davey (31-53, 444 yards)	2002 Sugar vs. Illinois
3.	3	Rohan Davey (17-25, 174 yards)	2000 Peach vs. Georgia Tech
3.	3	Tommy Hodson (20-32, 224 yards)	1987 Gator vs. South Carolina
3.	3	Bert Jones (12-18, 227 yards)	1971 Sun vs. Iowa State

PASSES INTERCEPTED

1.	4	Jeff Wickersham	1985 Sugar • Nebraska
----	---	-----------------	-----------------------

CATCHES

1.	14	Josh Reed (239 yards)	2002 Sugar vs. Illinois
2.	9	Josh Reed (96 yards)	2000 Peach vs. Georgia Tech
2.	9	Wendell Davis (132 yards)	1987 Gator vs. South Carolina
2.	9	Andy Hamilton (146 yards)	1971 Orange vs. Nebraska

RECEIVING YARDS

1.	239	Josh Reed (14 catches)	2002 Sugar vs. Illinois
2.	165	Andy Hamilton (6 catches)	1971 Sun vs. Iowa State
3.	146	Andy Hamilton (9 catches)	1971 Orange vs. Nebraska
4.	139	Malachi Dupre (7 catches)	2016 Citrus Bowl vs. Louisville
5.	132	Wendell Davis (9 catches)	1987 Gator vs. South Carolina

RECEIVING TOUCHDOWNS

1.	3	Wendell Davis (9-132)	1987 Gator vs. South Carolina
1.	3	Terrence Tolliver (5-112)	2011 Cotton vs. Texas A&M
3.	2	Six Times Last: Justin Jefferson	2019 Fiesta vs. UCF

LONGEST PASS PLAY

1.	77	Bert Jones to Andy Hamilton	1971 Sun vs. Iowa State
----	----	-----------------------------	----------------------------

TOTAL OFFENSE • ATTEMPTS

1.	56	Marcus Randall (271 passing yards)	2003 Cotton vs. Texas
----	----	---------------------------------------	--------------------------

TOTAL OFFENSE • YARDS

1.	427	Rohan Davey (444 pass, -17 rush)	2002 Sugar vs. Illinois
----	-----	-------------------------------------	----------------------------

TOTAL OFFENSE • ALL PURPOSE YARDS

1.	271	Kevin Faulk (234 rush, 4 rec., 33 return)	1995 Independence vs. Michigan State
----	-----	--	---

SCORING • POINTS/TOUCHDOWNS

1.	30	Leonard Fournette (5 TDs)	2015 Texas vs Texas Tech
----	----	------------------------------	-----------------------------

SCORING • KICKING POINTS

1.	16	Cole Tracey (4 FGs, 4 PATs)	2019 Fiesta vs. UCF
----	----	--------------------------------	------------------------

SCORING • EXTRA POINTS

1.	8	Trent Domingue	2015 Texas vs. Texas Tech
----	---	----------------	------------------------------

SCORING • FIELD GOALS

1.	4	Cole Tracy	2019 Fiesta • vs. UCF
----	---	------------	-----------------------

LONGEST FIELD GOAL

1.	53	Colt David	2008 Chick-fil-A • vs. Georgia Tech
----	----	------------	-------------------------------------

TACKLES

1.	19	Kevin Minter	2012 Chick-fil-A • vs. Clemson
----	----	--------------	--------------------------------

INTERCEPTIONS

1.	2	Greg Jackson	1987 Gator • vs. South Carolina
1.	2	Liffort Hobley	1985 Sugar • vs. Nebraska
1.	2	Al Coffee	1971 Orange • vs. Nebraska
1.	2	Benny Griffin	1968 Sugar • vs. Wyoming

INTERCEPTION YARDS

1.	91	Greg Jackson	1987 Gator • vs. South Carolina
----	----	--------------	---------------------------------

LONGEST INTERCEPTION RETURN

1.	48	Greg Jackson	1987 Gator • vs. South Carolina
----	----	--------------	---------------------------------

PUNT RETURNS

1.	6	Tre'Davious White	2015 Texas • vs. Texas Tech
----	---	-------------------	-----------------------------

PUNT RETURN YARDS

1.	79	Norman Jefferson	1985 Liberty • vs. Baylor
----	----	------------------	---------------------------

LONGEST PUNT RETURN

1.	79	Norman Jefferson	1985 Liberty • vs. Baylor
----	----	------------------	---------------------------

KICKOFF RETURNS

1.	5	Morris Claiborne	2012 BCS Title • vs. Alabama
	5	Harvey Williams	1987 Sugar • vs. Nebraska

KICKOFF RETURN YARDS

1.	138	Harvey Williams	1987 Sugar • vs. Nebraska
----	-----	-----------------	---------------------------

LONGEST KICKOFF RETURN

1.	100	Leonard Fournette	2014 Music City • vs. Notre Dame
----	-----	-------------------	-------------------------------------

PUNTS

1.	10	Jamie Keehn	2014 Outback • vs. Iowa
----	----	-------------	-------------------------

PUNTING AVERAGE

1.	56.7	Patrick Fisher	2008 BCS Title • vs. Ohio State
----	------	----------------	---------------------------------

LONGEST PUNT

1.	65	Donnie Jones	2003 Cotton • vs. Texas
----	----	--------------	-------------------------

LSU Bowl History & Records

TEAM RECORDS

First Downs	32	2019 Fiesta • vs. UCF
	32	2002 Sugar • vs. Illinois
Rushing Attempts	63	1977 Sun • vs. Stanford (332 yards)
Rushing Yards	337	2015 Texas • vs. Texas Tech (39 att.)
Avg. Per Rush	9.7	2015 Texas • vs. Texas Tech (39-377)
Rushing Touchdowns	7	2015 Texas • vs. Texas Tech
Passes Attempted	53	2002 Sugar • vs. Illinois (31 comp.)
Passes Completed	31	2002 Sugar • vs. Illinois (53 att.)
Completion Percentage	.727	1966 Cotton • vs. Arkansas (8-of-11)
Passing Yards	444	2002 Sugar • vs. Illinois (31-of-53)
Passes Had Intercepted	5	1985 Sugar • vs. Nebraska
Touchdown Passes	4	2019 Fiesta • vs. UCF
	4	2008 BCS Title Game • vs. Ohio State
Total Offense Attempts	97	2002 Sugar • vs. Illinois (595 yards)
Total Offense Yards	638	2015 Texas • vs. Texas Tech (62 plays)
Avg. Gain per Play	10.3	2015 Texas • vs. Texas Tech (62-638)
Fumbles Lost	4	1968 Peach • vs. Florida State
	4	1950 Sugar • vs. Oklahoma
Total Turnovers	8	1950 Sugar • vs. Oklahoma (4 fumbles, 4 interceptions)

Points in a Quarter	28	2008 Chick-fil-a • vs. Georgia Tech (2nd quarter)
Points in a Half	35	2008 Chick-fil-a • vs. Georgia Tech (1st half)
	35	2015 Texas • vs. Texas Tech (2nd half)
Fewest Rushing Yards	-15	1960 Sugar • vs. Ole Miss (32 att.)
Fewest Passing Yards	13	1963 Bluebonnet • vs. Baylor (1-of-5)
Fewest Pass Attempts	5	1963 Bluebonnet • vs. Baylor (1 comp.)
Fewest Passes Completed	1	1963 Bluebonnet • vs. Baylor (5 att.)
Fewest Total Yards	74	1960 Sugar • vs. Ole Miss (-15 rush, 74 pass)
Most Points	56	2015 Texas • vs. Texas Tech
Fewest Points	0	1938 Sugar • vs. Santa Clara; 1947 Cotton • vs. Arkansas
		1950 Sugar • vs. Oklahoma; 1960 Sugar • vs. Ole Miss
		2012 BCS Title Game • vs. Alabama

COMBINED (LSU AND OPPONENT)

Most Points	83	2015 Texas • vs. Texas Tech (LSU 56, Texas Tech 27)
Fewest Points	0	1947 Cotton • vs. Arkansas (LSU 0, Arkansas 0)
Most Total Yards	1,037	2015 Texas • vs. Texas Tech (LSU 638, Illinois 399)
Fewest Total Yards	248	1938 Sugar • vs. Santa Clara (LSU 158, Santa Clara 90)
Largest Margin of Victory	37	2005 Peach • vs. Miami (LSU 40, Miami 3)

BCS NATIONAL CHAMPIONSHIP GAME (2-1)

OPPONENT	SCORE	DATE	LSU GAME MVP
vs. Oklahoma *	W, 21-14	Jan. 4, 2004	Justin Vincent, RB
vs. Ohio State	W, 38-24	Jan. 7, 2008	Matt Flynn, QB;
			Ricky Jean-Francois, DT
vs. Alabama	L, 21-0	Jan. 9, 2012	
* Also listed under Sugar Bowl			

BLUEBONNET (0-2)
(FORMERLY ASTRO BLUEBONNET)

OPPONENT	SCORE	DATE
vs. Baylor	L, 14-7	Dec. 21, 1963
vs. Tennessee	L, 24-17	Dec. 30, 1972

CITRUS BOWL PRESENTED BY OVERTON'S (2-3)
(FORMERLY TANGERINE; FLORIDA CITRUS; CAPITAL ONE, BUFFALO WILD WINGS)

OPPONENT	SCORE	DATE	LSU GAME MVP
vs. Wake Forest	W, 34-10	Dec. 22, 1979	David Woodley, QB
vs. Iowa	L, 30-25	Jan. 1, 2005	
vs. Penn State	L, 19-17	Jan. 1, 2010	
vs. Louisville	W, 29-9	Dec. 31, 2016	Derrius Guice, RB
vs. Notre Dame	L, 21-17	Jan. 1, 2018	

CHICK-FIL-A PEACH (5-1)

OPPONENT	SCORE	DATE	LSU GAME MVP
vs. Florida State	W, 31-27	Dec. 30, 1968	Mike Hillman, QB
			Buddy Millican, DE
vs. Clemson	W, 10-7	Dec. 28, 1996	Herb Tyler, QB
			Anthony McFarland, DT
vs. Georgia Tech	W, 28-14	Dec. 29, 2000	Rohan Davey, QB
			Bradie James, LB
vs. Miami (Fla.)	W, 40-3	Dec. 30, 2005	Matt Flynn, QB
			Melvin Oliver, DE
vs. Georgia Tech	W, 38-3	Dec. 31, 2008	Jordan Jefferson, QB
			Perry Riley, LB
vs. Clemson	L, 25-24	Dec. 31, 2012	Kevin Minter, LB

COTTON (3-1-1)

OPPONENT	SCORE	DATE	LSU GAME MVP
vs. Arkansas	T, 0-0	Jan. 1, 1947	Y.A. Tittle, QB
vs. Texas	W, 13-0	Jan. 1, 1963	Lynn Amedee, QB
vs. Arkansas	W, 14-7	Jan. 1, 1966	Joe LaBruzzo, RB;
			David McCormick, T
vs. Texas	L, 35-20	Jan. 1, 2003	
vs. Texas A&M	W, 41-24	Jan. 7, 2011	Terrence Toliver, WR
			Tyrann Mathieu, DB

FIESTA (1-0)

OPPONENT	SCORE	DATE	LSU GAME MVP
vs. UCF	W, 40-32	Jan. 1, 2019	Joe Burrow, QB
			Rashard Lawrence, DT

GATOR (1-0)

OPPONENT	SCORE	DATE	LSU GAME MVP
vs. South Carolina	W, 30-13	Dec. 31, 1987	Wendell Davis, WR

INDEPENDENCE (2-0)

OPPONENT	SCORE	DATE	LSU GAME MVP
vs. Michigan State	W, 45-26	Dec. 29, 1995	Kevin Faulk, RB
			Gabe Northern, DE
vs. Notre Dame	W, 27-9	Dec. 28, 1997	Rondell Mealey, RB
			Arnold Miller, DE

LIBERTY (0-2)

OPPONENT	SCORE	DATE
vs. Missouri	L, 20-15	Dec. 23, 1978
vs. Baylor	L, 21-7	Dec. 27, 1985

MUSIC CITY (0-1)

OPPONENT	SCORE	DATE
vs. Notre Dame	L, 31-28	Dec. 30, 2014

ORANGE (2-3)

OPPONENT	SCORE	DATE
vs. Texas A&M	W, 19-14	Jan. 1, 1944
vs. Colorado	W, 25-7	Jan. 1, 1962
vs. Nebraska	L, 17-12	Jan. 1, 1971
vs. Penn State	L, 16-9	Jan. 1, 1974
vs. Nebraska	L, 21-20	Jan. 1, 1983

OUTBACK (1-1)
(FORMERLY HALL OF FAME)

OPPONENT	SCORE	DATE	LSU GAME MVP
vs. Syracuse	L, 23-10	Jan. 2, 1989	
vs. Iowa	W, 21-14	Jan. 1, 2014	Jeremy Hill, RB

SUGAR (6-7)

OPPONENT	SCORE	DATE	LSU GAME MVP
vs. TCU	L, 3-2	Jan. 1, 1936	
vs. Santa Clara	L, 21-14	Jan. 1, 1937	
vs. Santa Clara	L, 6-0	Jan. 1, 1938	
vs. Oklahoma	L, 35-0	Jan. 1, 1950	
vs. Clemson	W, 7-0	Jan. 1, 1959	Billy Cannon, RB
vs. Ole Miss	L, 21-0	Jan. 1, 1960	
vs. Syracuse	W, 13-10	Jan. 1, 1965	Doug Moreau, FL
vs. Wyoming	W, 20-13	Jan. 1, 1968	Glenn Smith, HB
vs. Nebraska	L, 28-10	Jan. 1, 1985	
vs. Nebraska	L, 30-15	Jan. 1, 1987	
vs. Illinois	W, 47-34	Jan. 1, 2002	Rohan Davey, QB
vs. Oklahoma	W, 21-14	Jan. 4, 2004	Justin Vincent, RB
vs. Notre Dame	W, 41-14	Jan. 3, 2007	JaMarcus Russell, QB

SUN (1-1)

OPPONENT	SCORE	DATE	LSU GAME MVP
vs. Iowa State	W, 33-15	Dec. 18, 1971	Bert Jones, QB
vs. Stanford	L, 24-14	Dec. 31, 1977	Charles Alexander, RB

TEXAS (1-0)

OPPONENT	SCORE	DATE	LSU GAME MVP
vs. Texas Tech	W, 56-27	Dec. 29, 2015	Leonard Fournette, RB

SEC AND NCAA RECORD BOOK WATCH

TOUCHDOWN PASSES

SINGLE SEASON - SEC

1.	48	Joe Burrow, LSU	2019
2.	44	Drew Lock, Missouri	2017
3.	43	Tua Tagovailoa, Alabama	2018
4.	40	André Woodson, Kentucky	2007
5.	39	Danny Wuerffel, Florida	1996
6.	37	Tim Couch, Kentucky	1997
	37	Johnny Manziel, Texas A&M	2013
8.	36	Peyton Manning, Tennessee	1997
	36	Tim Couch, Kentucky	1998
	36	Aaron Murray, Georgia	2012

TOUCHDOWN PASSES

SINGLE SEASON - NCAA

1.	58	Colt Brennan, Hawaii (14 games)	2006
2.	54	David Klinger, Houston (11 games)	1990
3.	52	B.J. Simmons, Texas Tech (13 games)	2003
4.	50	Dwayne Haskins, Ohio St. (14 games)	2018
	50	Derek Carr, Fresno St. (13 games)	2013
	50	Sam Bradford, Oklahoma (14 games)	2008
7.	49	Brandon Doughty, W. Kentucky (13 games)	2014
8.	48	Joe Burrow, LSU (13 games)	2019
	48	Brandon Doughty, W. Kentucky (14 games)	2015
	48	Case Keenum, Houston (14 games)	2011
	48	Graham Harrell, Texas Tech (13 games)	2007

TOTAL TOUCHDOWNS

SINGLE SEASON - SEC

1.	55	Tim Tebow, Florida (23 rush, 32 pass)	2007
2.	51	Joe Burrow, LSU (3 rush, 44 pass)	2019
	51	Cam Newton, Auburn (20 rush, 20 pass, 1 rec.)	2010
4.	48	Tua Tagovailoa, Alabama (5 rush, 43 pass)	2018
5.	47	Johnny Manziel, TAMU (21 rush, 26 pass)	2012
6.	46	Johnny Manziel, TAMU (9 rush, 37 pass)	2013
7.	45	Drew Lock, Missouri (1 rush, 44 pass)	2017
8.	43	Andre Woodson, Kentucky (3 rush, 40 pass)	2007
9.	42	Tim Tebow, Florida (12 rush, 30 pass)	2008
10.	41	Chad Kelly, Ole Miss (10 rush, 31 pass)	2015
	41	Dak Prescott, Miss. St. (14 rush, 27 pass)	2014
	41	Danny Wuerffel, Florida (2 rush, 39 pass)	1996

COMPLETION PERCENTAGE

SINGLE SEASON - SEC (MIN. 200 COMP.)

1.	77.9	Joe Burrow, LSU (342-439)	2019
2.	72.3	Tim Couch, Kentucky (400-553)	1998
3.	70.9	Greg McElroy, Alabama (222-315)	2010
4.	69.9	Johnny Manziel, TAMU (300-429)	2013
5.	69.0	Tua Tagovailoa, Alabama (245-355)	2018
6.	68.0	Johnny Manziel, TAMU (295-434)	2012
7.	67.8	JaMarcus Russell, LSU (232-342)	2006
	67.8	Tim Tebow, Florida (213-314)	2009
9.	67.7	Kenny Hill, TAMU (214-321)	2014

COMPLETION PERCENTAGE

SEASON (MIN. 14 ATTS./GAME) - NCAA

1.	77.9	Joe Burrow, LSU (342-439)	2019
2.	76.7	Colt McCoy, Texas (332-433)	2008
3.	74.3	Kellen Moore, Boise State (326-439)	2011
4.	73.8	Tyler Huntley, Utah (141-191)	2019
5.	73.6	Daunte Culpepper, UCF (296-402)	1998
6.	73.5	Stefan Lefors, Louisville (189-257)	2004
	73.5	Dan Persa, Northwestern (222-302)	2010
8.	73.4	Dan Persa, Northwestern (218-297)	2011
9.	73.3	Jalen Hurts, Oklahoma (151-206)	2019
10.	73.2	Jack Coan, Wisconsin (153-209)	2019

PASSING YARDS

SINGLE SEASON - SEC

1.	4,715	Joe Burrow, LSU (342-439)	2019
2.	4,275	Tim Couch, Kentucky (400-553)	1998
3.	4,114	Johnny Manziel, TAMU (300-429)	2013
4.	4,042	Chad Kelly, Ole Miss (298-458)	2015
5.	3,966	Tua Tagovailoa, Alabama (245-355)	2018
6.	3,964	Drew Lock, Missouri (242-419)	2017
7.	3,896	Rex Grossman, Florida (259-395)	2001
8.	3,893	Aaron Murray, Georgia (249-386)	2012
9.	3,884	Tim Couch, Kentucky (363-547)	1997
10.	3,869	Ryan Mallet, Arkansas (266-411)	2010

TEAM PASSING YARDS

SINGLE SEASON - SEC

1.	5,029	LSU (363-476)	2019
1.	4,854	Alabama (301-438)	2018
3.	4,593	Texas A&M (339-489)	2013
4.	4,534	Kentucky (414-574)	1998
5.	4,457	Florida (299-464)	2001
6.	4,351	Ole Miss (318-489)	2015
7.	4,338	Arkansas (301-465)	2010
8.	4,330	Florida (287-457)	1995
9.	4,114	Texas A&M (329-492)	2012
10.	4,113	Mississippi State (331-500)	2015

RECEIVING YARDS

SINGLE SEASON - SEC

1.	1,740	Josh Reed, LSU (94 catches)	2001
2.	1,727	Amari Cooper, Alabama (124 catches)	2014
3.	1,517	Alshon Jeffrey, USC (88 catches)	2010
4.	1,498	Ja'Marr Chase (73 catches)	2019
5.	1,477	Jordan Matthews, Vandy (112 catches)	2013
5.	1,394	Mike Evans, TAMU (69 catches)	2013
6.	1,357	Travis McGriff, Florida (70 catches)	1998
7.	1,335	Cobi Hamilton, Arkansas (90 catches)	2012
8.	1,329	Carlos Alvarez, Florida (88 catches)	1969
9.	1,323	Jordan Matthews, Vandy (94 catches)	2013
10.	1,315	Jerry Jeudy, Alabama (68 catches)	2018
--	1,207	Justin Jefferson (88 catches)	2019

TOUCHDOWN CATCHES

SINGLE SEASON - SEC

1.	18	Ja'Marr Chase, LSU (12 games)	2019
	18	Reidel Anthony, Florida (12 games)	1996
3.	17	Chris Doering, Florida (12 games)	1995
4.	16	Amari Cooper, Alabama (14 games)	2014
5.	15	Ike Hilliard, Florida (11 games)	1995
	15	Jack Jackson, Florida (12 games)	1994
7.	14	Justin Jefferson, LSU (12 games)	2019
	14	Allama Matthews, Vandy (11 games)	1982
	14	Craig Yeast, Kentucky (11 games)	1998
	14	Jabar Gaffney, Florida (12 games)	2000
	14	Jerry Jeaudy, Alabama (15 games)	2018
12.	13	Jabar Gaffney, Florida (11 games)	2019
	13	Sidney Rice, USC (11 games)	2005
	13	Steve Johnson, Kentucky (13 games)	2007
	13	Josh Reynolds, TAMU (13 games)	2014
	13	Marcus Nash, Tennessee (12 games)	1997

RECEPTIONS

SINGLE SEASON - SEC

1.	124	Amari Cooper - Alabama (1,727 yds)	2014
2.	112	Jordan Matthews - Vanderbilt (1,477 yds)	2013
3.	97	Keith Edwards - Vanderbilt (909 yds)	1983
4.	94	Josh Reed - LSU (1,740 yds)	2001
	94	Jordan Matthews - Vanderbilt (1,323 yds)	2012
6.	90	James Whalen - Kentucky (1,019 yds)	1999
	90	Cobi Hamilton - Arkansas (1,335 yds)	2012
8.	88	Justin Jefferson - LSU (1,207 yds)	2019
	88	Carlos Alvarez - Florida (1,329 yds)	1969
	88	Chad Jackson - Florida (900 yds)	2005
	88	Alshon Jeffrey - S. Carolina (1,517 yds)	2010
	88	Fred Ross - Miss. State (1,007 yds)	2015

PAT KICKS MADE

SINGLE SEASON - SEC

1.	78	Jonathon Phillips, Florida (79 atts.)	2008
2.	75	Joeseeph Bulovas, Alabama (81 atts.)	2018
3.	74	Cade York (78 atts.)	2019
4.	72	Joey Iijas, Florida (73 atts.)	2007
	72	Wes Byrum, Auburn (73 atts.)	2010
6.	71	Bart Edmiston, Florida (71 atts.)	1995
7.	69	Jeremy Shelley, Alabama (69 atts.)	2012
8.	67	Taylor Bertolet, TAMU (74 atts.)	2012
	67	Marshall Morgan, Georgia (68 atts.)	2014
10.	66	Cody Parker, Auburn (67 atts.)	2013
	66	Andre Baggett, Missouri (69 atts.)	2013

LSU TIGERS DEPTH CHART

OFFENSE

LT	77	Saahdiq Charles	6-4	295	Jr.-2L
	51	Dare Rosenthal	6-7	314	Fr.-RS
LG	73	Adrian Magee	6-4	343	Sr.-3L
	70	Ed Ingram	6-4	295	So.-1L
	57	Chasen Hines	6-3	336	So.-1L
C	79	Lloyd Cushenberry III	6-4	315	Jr.-2L
	57	Chasen Hines	6-3	336	So.-1L
RG	68	Damien Lewis	6-3	332	Sr.-1L
	71	Donavaughn Campbell	6-5	360	Jr.-1L
	75	Anthony Bradford	6-7	355	Fr.-HS
RT	76	Austin Deculus	6-7	322	Jr.-2L
	74	Badara Traore	6-7	320	Sr.-1L
TE	81	Thaddeus Moss	6-3	249	Jr.-SQ
	10	Stephen Sullivan	6-5	242	Sr.-3L
	44	Tory Carter	6-1	250	Jr.-2L
WR	1	Ja'Marr Chase	6-1	200	So.-1L
	17	Racey McMath	6-3	221	Jr.-1L
	5	Devonta Lee	6-1	223	Fr.-HS
WR	6	Terrace Marshall Jr.	6-4	200	So.-1L
	10	Stephen Sullivan	6-5	242	Sr.-3L
	19	Derrick Dillon	5-11	186	Sr.-3L
	83	Jaray Jenkins	6-4	195	Fr.-RS
WR	2	Justin Jefferson	6-3	192	Jr.-2L
	33	Trey Palmer	6-1	180	Fr.-HS
	13	Jontre Kirklín	6-0	185	Jr.-2L
QB	9	Joe Burrow	6-4	216	Sr.-1L
	15	Myles Brennan	6-4	207	So.-1L
RB	22	Clyde Edwards-Helaire	5-8	209	Jr.-2L
	24	Chris Curry	6-0	215	Fr.-RS
-OR-	3	Tyrion Davis-Price	6-1	226	Fr.-HS
-OR-	4	John Emery Jr.	6-0	203	Fr.-HS

DEFENSE

OLB	35	Damone Clark	6-3	239	So.-1L
	46	Andre Anthony	6-4	250	Jr.-1L
	43	Ray Thornton	6-3	227	Jr.-2L
DE	97	Glen Logan	6-4	309	Jr.-2L
	92	Neil Farrell Jr.	6-4	298	Jr.-2L
NT	72	Tyler Shelvin	6-3	346	So.-1L
	62	Siaki Ika	6-4	354	Fr.-HS
	94	Joseph Evans	6-2	288	Fr.-HS
DE	90	Rashard Lawrence	6-2	308	Sr.-3L
	91	Breiden Fehoko	6-2	291	Sr.-1L
OLB	18	K'Lavon Chaisson	6-4	250	So.-1L
	46	Andre Anthony	6-4	250	Jr.-1L
MLB	8	Patrick Queen	6-1	227	Jr.-2L
	35	Damone Clark	6-3	239	So.-1L
MLB	6	Jacob Phillips	6-4	233	Jr.-2L
	23	Micah Baskerville	6-1	228	So.-1L
CB	1	Kristian Fulton	6-0	200	Sr.-2L
	25	Cordale Flott	6-2	160	Fr.-HS
S	7	Grant Delpit	6-3	203	Jr.-2L
	14	Mo Hampton	6-0	214	Fr.-HS
S	3	JaCoby Stevens	6-1	228	Jr.-2L
	5	Kary Vincent Jr.	5-10	185	Jr.-2L
CB	24	Derek Stingley Jr.	6-1	190	Fr.-HS
	16	Jay Ward	6-2	167	Fr.-HS
	29	Raydarius Jones	6-2	161	Fr.-HS

SPECIAL TEAMS

PK	36	Cade York	6-2	189	Fr.-HS
	34	Connor Culp	5-10	187	Jr.-1L
KO	32	Avery Atkins	5-11	217	So.-1L
P	38	Zach Von Rosenberg	6-5	240	Jr.-2L
	32	Avery Atkins	5-11	217	So.-1L

BOLD Indicates Returning Starter

SNP	48	Blake Ferguson	6-3	235	Sr.-3L
	47	Quentin Skinner	6-0	253	Fr.-HS
HOLDER	38	Zach Von Rosenberg	6-5	240	Jr.-2L
KOR	22	Clyde Edwards-Helaire	5-8	209	Jr.-2L
PR	24	Derek Stingley Jr.	6-1	190	Fr.-HS

ASSISTANT COACHES



Dave Aranda

Associate Head Coach
Defensive Coordinator/Linebackers

YEAR AT LSU: Fourth
BIRTHDATE: Sept. 29, 1976, in Redlands, Calif.
WIFE: Dione
CHILDREN: Jaelyn, Jordyn, Ronin
HIGH SCHOOL: Redlands HS, 1994
COLLEGE: California Lutheran, 1999
POSTGRADUATE: Texas Tech, 2002



Bill Johnson

Defensive Line

YEAR AT LSU: 1st
BIRTHDATE: June 23, 1955 in Monroe, Louisiana
WIFE: Dawn
CHILDREN: Abbie, Billy
HIGH SCHOOL: Neville High School
COLLEGE: Northwestern State, 1980



Joe Brady

Passing Game Coordinator/Wide Receivers

YEAR AT LSU: First
BIRTHDATE: September 23, 1989, in
Pembroke Pines, Fla.
HIGH SCHOOL: Everglades High School
COLLEGE: William & Mary, 2013
POSTGRADUATE: Penn State, 2018



Mickey Joseph

Wide Receivers

YEAR AT LSU: Third
BIRTHDATE: March 5, 1968, in New Orleans, La.
WIFE: Priscilla
CHILDREN: Jacob, Zachary, Makiyah, Maya, Malania
HIGH SCHOOL: Archbishop Shaw HS
COLLEGE: Nebraska, 1993



Bill Busch

Safeties

YEAR AT LSU: Second
BIRTHDATE: April 27, 1965, in Pender, Neb.
WIFE: Laura
CHILDREN: Sydney, Olivia and Gianna
COLLEGE: Nebraska Wesleyan, 1993
POSTGRADUATE: Nebraska-Kearney, 1990



Greg McMahon

Special Teams

YEAR AT LSU: Third
BIRTHDATE: January 2, 1960, in Rantoul, Ill.
WIFE: Linda
CHILDREN: Drew, Lisa, Sam
HIGH SCHOOL: Rantoul Township High School
COLLEGE: Eastern Illinois, 1982



James Cregg

Offensive Line

YEAR AT LSU: Second
BIRTHDATE: August 18, 1973, in Syracuse, N.Y.
WIFE: Dayna
CHILD: McKenzie
COLLEGE: Colorado State, 1997



Corey Raymond

Cornerbacks

YEAR AT LSU: Eighth
BIRTHDATE: Sept. 28, 1969, in New Iberia, La.
CHILDREN: Cody, Ariel, Christopher and Madison
HIGH SCHOOL: New Iberia HS
COLLEGE: LSU, 1992



Steve Ensminger

Offensive Coordinator/Quarterbacks

YEAR AT LSU: Ninth
BIRTHDATE: Sept. 15, 1958, in Baton Rouge, La.
WIFE: Amy
CHILDREN: Krystalin, Brittany Rose and Steven
HIGH SCHOOL: Central HS
COLLEGE: LSU, 1982



Tommie Robinson

Assistant Head Coach/Running Backs
Recruiting Coordinator

YEAR AT LSU: Third
BIRTHDATE: April 4, 1963, in Phenix City, Ala.
WIFE: Lartonyar
CHILDREN: Dantrell, Towanda, Trey
HIGH SCHOOL: Central HS (Phenix City, Ala.)
COLLEGE: Troy, 1985

THE LAST MEETING

Oklahoma	14
LSU	21

January 4, 2004 • Louisiana Superdome • New Orleans, La.

LSU Wins First National Title in 45 Years

Behind a suffocating defense that limited the nation's top scoring offense to only 154 yards, the Tigers claimed their second national title in football with a 21-14 win over Oklahoma in the Sugar Bowl. The victory in the BCS National Championship contest marked LSU's first national title since 1958 and also sent the Tigers, champions of the Southeastern Conference, to a final overall record of 13-1. Running back Justin Vincent earned MVP honors for the game, rushing for 117 yards and one touchdown in leading the Tigers to the victory. Vincent opened the contest with a 64-yard run on the game's first play, opening the door for what appeared to be an early LSU TD. However, quarterback Matt Mauck fumbled the snap on first-and-goal at the 1-yard line to halt the Tiger drive. The Tigers did score on their next possession, which was setup by a Corey Webster interception that gave LSU the ball at the OU 32-yard line. Three plays later, Skyler Green went 24-yards on an end-around, giving the Tigers a 7-0 advantage. The Sooners tied the game at 7-7 midway through the second quarter on a 1-yard plunge by Kejuan Jones, which was setup by a blocked punt. The Tigers led 14-7 at halftime following an 18-yard run by Vincent. LSU struck again early in the second half as Marcus Spears returned an interception 20 yards for a TD just 47 seconds into the third quarter, giving the Tigers a 21-7 advantage. A defensive struggle continued for most of the second half before the Sooners pulled to within 21-14 on another 1-yard run by Jones with just over 11 minutes left in the contest. The teams traded possessions for the next five minutes before the Sooners mounted a drive deep inside LSU territory. OU had first- and-10 at the LSU 12-yard line before the Tigers turned the Sooners away on four straight plays, including a fourth-and-10 situation with 2:52 to play. After another three-and-out for the Tigers on offense, the Sooners had one final chance. However, the Tigers held the Sooners at bay, sacking quarterback Jason White on fourth- and-10 to secure the victory and the school's first national title in football in 45 years. Defensively, linebacker Lionel Turner led LSU with nine tackles, including a pair of sacks, one of which came on the last offensive play of the game for the Sooners. In all, LSU recorded five sacks in the contest and held the Sooners to only 54 yards rushing.

STATISTICAL COMPARISON (2019)

Category	LSU	OU	CONF. (FBS) RANKING	
			LSU	OU
Record:	13-0	12-1		
Conference:	8-0	8-1		
3rd Down Conversion:	.506	.507	2(6)	1(5)
Opp. 3rd Down Conversion:	.302	.301	2(10)	2(9)
4th Down Conversion	.571	.667	4(46)	1(14)
4th Down Conversion Defense	.464	.391	10(49)	3(23)
Fewest Penalties	78.0	93.0	9(81)	10(116)
Fewest Penalty Yards	769.0	976.0	12(104)	10(130)
1st Down Defense	244.0	247.0	10(55)	3(60)
1st Down Offense	358.0	332.0	1(2)	1(6)
Kickoff Return Defense	21.08	19.19	9(76)	4(34)
Kickoff Returns	20.85	16.91	7(62)	9(117)
Net Punting	38.21	40.21	9(69)	2(30)
Passing Offense	368.8	303.0	1(2)	3(16)
Passing Yards Allowed	221.7	198.5	9(56)	1(24)
Punt Returns	12.32	7.19	6(22)	5(70)
Punt Return Defense	16.71	9.20	13(128)	8(88)
Red Zone Offense	.969	.913	1(2)	5(14)
Red Zone Defense	.735	.930	4(16)	9(126)
Rushing Defense	119.6	132.1	4(24)	1(32)
Rushing Offense	167.5	251.2	7(62)	1(12)
Sacks Allowed	2.23	1.62	10(77)	3(39)
Scoring Defense	21.2	24.5	7(27)	3(50)
Scoring Offense	47.8	43.2	2(3)	1(5)
Passing Efficiency	196.04	195.87	2(3)	1(4)
Passing Efficiency Defense	112.46	128.26	4(10)	4(48)
Sacks	2.54	2.69	4(37)	3(30)
Tackles for Loss	6.5	7.8	4(44)	1(11)
Time of Possession	29.50	31.20	8(74)	3(36)
Total Defense	341.3	330.6	9(32)	1(24)
Total Offense	554.4	554.2	1(1)	1(2)
Turnover Margin	8	-7	2(16)	9(110)
Turnovers Gained	20	11	5(30)	9(121)
Turnovers Lost	12	18	2(12)	6(67)

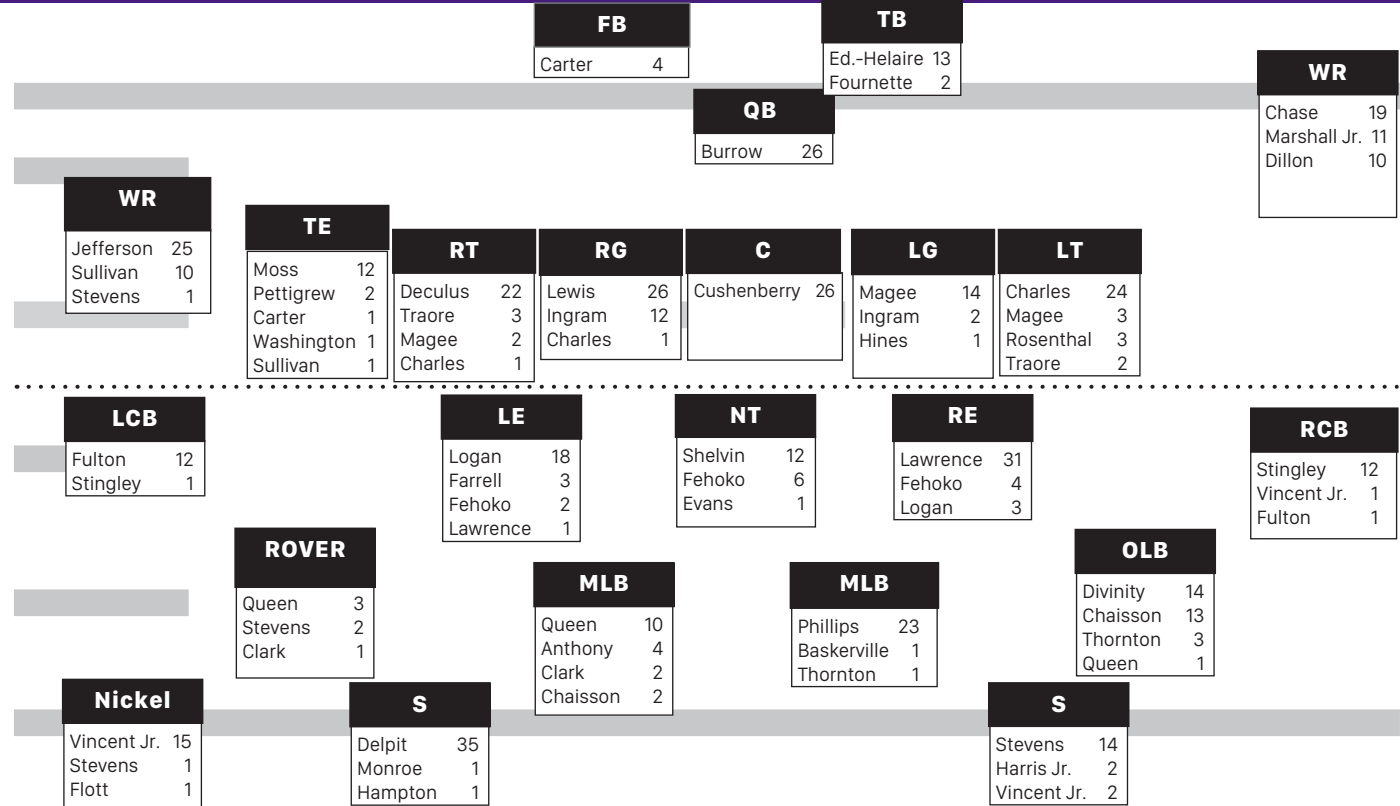
Series Notes: LSU and Oklahoma, two of the most storied programs in college football history, will meet for only the third time with the series tied at one win a piece. The teams first played in 1950 in New Orleans for the Sugar Bowl, where No. 2 Oklahoma would get the better of the ninth ranked Tigers, 35-0. The two would meet again in 2004 for the BCS Championship game where the Nick Saban led Tigers defeated the Sonners 21-14 to win the program's second National Championship. This game will make it four trips to the College Football Playoff for the Sooners - who have an 0-3 record to this point. This will be the first trip to the playoff for the Tigers, who come in as the number one ranked team.

The Series: Tied 1-1

Year	Results	Rankings	Date (Site)
1950	Oklahoma, 35-0	#9/#2	Jan. 2, in New Orleans (Sugar Bowl)
2003	LSU, 21-14	#2/#1	Jan. 4, in New Orleans

At Baton Rouge: Tied 0-0
At Norman: Tied 0-0
At Other Sites: Tied 1-1
Ed Orgeron vs. Oklahoma: 0-0

LSU GAME-BY-GAME STARTERS



(Games Played/Starts)	'16	'17	'18	'19	Total	Consecutive Starts	(Games Played/Starts)	'16	'17	'18	'19	Total	Consecutive Starts
Andre Anthony, LB	--	--	13/3	8/2	21/5	-	Raydarious Jones, CB	--	--	--	4/0	4/0	-
Avery Atkins, PK	--	--	13/0	12/0	25/0	-	Kenan Jones, WR	--	--	13/0	2/0	15/0	-
Micah Baskerville, LB	--	--	8/1	10/0	18/1	-	Jontre Kirklin, CB	--	12/0	12/0	11/0	35/0	-
Anthony Bradford, OL	--	--	--	3/0	3/0	-	Rashard Lawrence, DE	9/0	10/10	13/13	10/9	42/32	7
Myles Brennan, QB	--	6/0	1/0	8/0	15/0	-	Devonta Lee, WR	--	--	--	11/0	11/0	-
Marcel Brooks, S	--	--	--	9/0	9/0	-	Cameron Lewis, S	--	2/0	3/0	12/0	17/0	-
Colby Brunet, WR	--	--	9/0	7/0	16/0	-	Damien Lewis, OG	--	--	13/13	13/13	26/26	26
Joe Burrow, QB	--	--	13/13	13/13	26/26	26	Glen Logan, DE	--	12/2	13/10	10/9	35/21	7
Donavaughn Campbell, OL	4/0	1/0	3/1	6/0	14/1	-	Adrian Magee, OG	3/0	12/1	10/4	13/13	37/18	13
Tory Carter, FB	--	12/1	12/4	8/0	32/5	-	Terrace Marshall Jr., WR	--	--	13/1	10/10	25/11	6
Ja'Marr Chase, WR	--	--	13/7	12/12	25/19	10	Kendall McCallum, LB	--	--	--	2/0	2/0	-
K'Lavon Chaisson, LB	--	12/3	1/1	10/10	23/14	9	TK McLendon, TE	--	--	--	3/0	3/0	-
Saahdiq Charles, OL	--	13/9	10/10	7/7	30/26	2	Racey McMath, WR	--	2/0	12/0	11/0	25/0	-
Damone Clark, LB	--	--	13/0	13/3	26/3	1	Wesley McKoy, WR	--	--	1/0	--	1/0	-
Jarell Cherry, LB	--	--	1/0	3/0	4/0	-	Aaron Moffitt, TE	--	--	--	11/0	11/0	-
Lloyd Cole, CB	--	--	--	12/0	12/0	-	Eric Monroe, DB	1/0	13/1	4/0	9/0	27/1	-
Cade Comeaux, DB	--	--	--	3/0	3/0	-	Derian Moore, S	--	--	--	1/0	1/0	-
Davin Cotton, DT	--	--	2/0	--	2/0	-	Travez Moore, LB	--	--	3/0	2/0	5/0	-
Chris Curry, RB	--	--	4/0	11/0	15/0	-	Thaddeus Moss, TE	--	--	--	12/12	12/12	10
Lloyd Cushenberry II, C	--	11/0	13/13	13/13	37/26	26	Manny Netherly, DB	--	1/0	11/0	--	12/0	-
Tyrion Davis-Price, RB	--	--	--	12/0	12/0	-	Trey Palmer, WR	--	--	--	8/0	8/0	-
Austin Deculus, OL	--	13/0	13/12	11/11	37/23	2	Jamal Pettigrew, TE	--	13/2	--	12/0	25/2	-
Grant Delpit S	--	13/10	13/13	11/11	37/34	2	Jacob Phillips, LB	--	12/0	12/11	13/13	37/24	13
Derrick Dillon, WR	8/0	13/3	13/5	11/3	45/11	-	Tae Provens, RB	--	--	2/0	--	2/0	-
Michael Divinity Jr., LB	9/0	11/1	12/11	5/3	37/15	-	Patrick Queen, LB	--	12/0	13/4	12/9	37/13	11
Clyde Edwards-Helaire, RB	--	13/0	13/0	13/13	39/13	13	Dare Rosenthal, OT	--	--	--	3/2	3/2	-
John Emery Jr., RB	--	--	--	9/0	9/0	-	Jakori Savage, OL	--	11/0	7/0	10/0	28/0	-
Joseph Evans, DL	--	--	--	3/1	3/1	-	Tyler Shelvin, DT	--	--	6/0	13/12	19/12	10
Neil Farrel Jr., DE	--	5/0	10/0	12/3	27/3	-	Quentin Skinner, LS	--	--	--	1/0	1/0	-
Breiden Fehoko, DL	--	--	8/8	12/4	20/12	-	Jared Small, LB	--	--	4/0	4/0	8/0	-
Blake Ferguson, SNP	2/0	13/0	13/0	12/0	40/0	-	Carlton Smith, LB	--	--	--	6/0	6/0	-
Cordale Flott, CB	--	--	--	11/0	11/0	-	Michael Smith, OL	--	--	--	1/0	1/0	-
Lanard Fournette, RB	3/0	5/0	13/2	4/0	25/2	-	Donte Starks, LB	--	--	--	3/0	3/0	-
Soni Fonua	--	--	--	2/0	2/0	-	JaCoby Stevens, S	--	6/1	11/4	13/13	30/18	18
Evan Francioni, WR	--	--	--	4/0	4/0	-	Derek Singley Jr., CB	--	--	--	13/13	13/13	13
Kristian Fulton, DB	3/0	--	10/10	13/13	26/23	13	Stephen Sullivan, WR	8/0	13/8	13/1	11/2	45/11	-
Maurice Hampton Jr., S	--	--	--	9/1	9/1	-	Justin Thomas, DE	--	2/0	5/0	5/1	12/1	-
Todd Harris Jr., S	--	13/0	11/1	3/1	27/2	-	Ray Thornton, LB	--	6/2	12/2	11/0	29/4	-
Chasen Hines, OL	--	--	8/1	9/0	17/1	-	Badara Traore, OT	--	--	13/2	10/3	23/5	-
Brandon Hubicz, TE	--	--	--	2/0	2/0	-	Charles Turner, OL	--	--	--	2/0	2/0	-
Siaki Ika, DT	--	--	--	9/0	9/0	-	Kary Vincent Jr., CB	--	11/3	13/7	12/8	36/18	-
Ed Ingram, OG	--	13/12	--	8/2	21/14	-	Zach Von Rosenberg, P	--	11/0	13/0	11/0	35/0	-
Justin Jefferson, WR	--	6/0	13/12	13/13	32/25	18	Jay Ward, CB	--	--	--	10/0	10/0	-
Jaray Jenkins, WR	--	--	--	5/0	5/0	-	Cameron Wire, OT	--	--	--	4/0	4/0	-
Nelson Jenkins, DT	--	--	1/0	--	1/0	-	Cade York, K	--	--	--	12/0	12/0	-

GAME-BY-GAME PARTICIPATION

[illegible]

GAME-BY-GAME NOTABLES

Opponent	Captains	Coin Toss	Kickoff/Receive	LSU 1st Poss.	Game Time (CT)	Game Length	Jerseys	Result
vs. Ga. Southern	Burrow, McMath, Chaisson, Cushenberry III	Loss	Receive	Touchdown	6:32 pm	3:02	White	55-3 (W)
at Texas	Vincent Jr., Burrow, Delpit, Lewis	Won	Kickoff	Field Goal	6:44 pm	3:46	White	45-38 (W)
vs. NSU	Traore, Fehoko, Fournette, Sullivan	Won	Kickoff	Field Goal	6:39 pm	3:23	Purple	65-14 (W)
at Vanderbilt	Phillips, Stevens, Burrow, Ferguson	Won	Kickoff	Touchdown	11:03 am	4:02	Purple	66-38 (W)
vs. Utah St.	Fehoko, Queen, Von Rosenberg, Dillon	Loss	Receive	Touchdown	11:03 am	3:15	Purple	42-6 (W)
vs. Florida	Burrow, Moss, Queen, Ferguson	Loss	Receive	Missed Field Goal	7:10 pm	3:18	White	42-28 (W)
at Mississippi St.	Stevens, Lewis, McMath, Cushenberry, Phillips	Won	Kickoff	Field Goal	2:39 pm	3:17	White	36-13 (W)
vs. Auburn	Lawrence, Atkins, Edwards-Helaire, Cushenberry	Won	Kickoff	Punt	2:39 pm	3:52	White	23-20 (W)
at Alabama	Lawrence, Cushenberry, Burrow, Chaisson, Edwards, McMath	Won	Kickoff	Touchdown	2:42 pm	3:42	White	46-41 (W)
at Ole Miss	Lewis, Phillips, Edwards-Helaire, Queen, Carter	Loss	Receive	Touchdown	6:05 pm	3:26	White	58-37 (W)
vs. Arkansas	Moss, Fehoko, Fulton, Traore, Magee	Won	Receive	Touchdown	6:05 pm	3:16	White	56-20 (W)
vs. Texas A&M	Sullivan, Fehoko, Lawrence, Burrow, Dillon	Loss	Receive	Touchdown	6:05 pm	3:24	White	50-7 (W)
SEC Championship	Cushenberry, Lawrence, Burrow, Stevens, Ferguson	Won	Kickoff	Touchdown	3:12 pm	3:42	White	37-10 (W)

2019 OFFENSIVE GAME-BY-GAME STARTERS

GAME	LT	LG	C	RG	RT	TE	WR	WR	RB	WR	QB
vs. Ga. Southern	Traore	Magee	Cushenberry III	Lewis	Deculus	Moss	Chase	T. Marshall	Ed.-Helaire	Jefferson	Burrow
at Texas	Charles	Magee	Cushenberry III	Lewis	Deculus	Moss	Chase	T. Marshall	Ed.-Helaire	Jefferson	Burrow
vs. NSU	Rosenthal	Magee	Cushenberry III	Lewis	Deculus	Sullivan	Dillon	T. Marshall	Ed.-Helaire	Jefferson	Burrow
at Vanderbilt	Charles	Magee	Cushenberry III	Lewis	Deculus	Moss	Chase	T. Marshall	Ed.-Helaire	Jefferson	Burrow
vs. Utah St.	Rosenthal	Magee	Cushenberry III	Lewis	Deculus	Moss	Chase	Dillon	Ed.-Helaire	Jefferson	Burrow
vs. Florida	Charles	Magee	Cushenberry III	Lewis	Deculus	Moss	Chase	Dillon	Ed.-Helaire	Jefferson	Burrow
at Mississippi St.	Rosenthal	Magee	Cushenberry III	Lewis	Deculus	Moss	Chase	Sullivan	Ed.-Helaire	Jefferson	Burrow
vs. Auburn	Charles	Magee	Cushenberry III	Lewis	Deculus	Moss	Chase	T. Marshall	Ed.-Helaire	Jefferson	Burrow
at Alabama	Charles	Magee	Cushenberry III	Lewis	Deculus	Moss	Chase	T. Marshall	Ed.-Helaire	Jefferson	Burrow
at Ole Miss	Magee	Ingram	Cushenberry III	Lewis	Traore	Moss	Chase	T. Marshall	Ed.-Helaire	Jefferson	Burrow
vs. Arkansas	Magee	Ingram	Cushenberry III	Lewis	Traore	Moss	Chase	T. Marshall	Ed.-Helaire	Jefferson	Burrow
vs. Texas A&M	Charles	Magee	Cushenberry III	Lewis	Deculus	Moss	Chase	T. Marshall	Ed.-Helaire	Jefferson	Burrow
SEC Championship	Charles	Magee	Cushenberry III	Lewis	Deculus	Moss	Chase	T. Marshall	Ed.-Helaire	Jefferson	Burrow

2019 DEFENSIVE GAME-BY-GAME STARTERS

GAME	LE	NT	RE	OLB	MLB	MLB	OLB	CB	CB	S	S
vs. Ga. Southern	Logan	Shelvin	Lawrence	Chaisson	Clark	Phillips	Stevens	Fulton	Stingley	Delpit	Harris
at Texas	Logan	Shelvin	Lawrence	Chaisson	Divinity	Phillips	Stevens (NICK)	Fulton	Stingley	Delpit	Vincent Jr.
vs. NSU	Farrell	Shelvin	Fehoko	Anthony	Clark	Phillips	Stevens	Fulton	Stingley	Delpit	Vincent Jr.
at Vanderbilt	Thomas	Evans	Fehoko	Anthony	Divinity	Phillips	Queen	Fulton	Stingley	Delpit	Stevens
vs. Utah St.	Farrell	Shelvin	Fehoko	Chaisson	Queen	Phillips	Vincent (NICK)	Fulton	Stingley	Delpit	Stevens
vs. Florida	Farrell	Shelvin	Fehoko	Chaisson	Queen	Phillips	Vincent (NICK)	Fulton	Stingley	Delpit	Stevens
at Mississippi St.	Logan	Shelvin	Lawrence	Chaisson	Queen	Phillips	Vincent (NICK)	Fulton	Stingley	Delpit	Stevens
vs. Auburn	Logan	Shelvin	Lawrence	Chaisson	Queen	Phillips	Divinity	Fulton	Stingley	Delpit	Stevens
at Alabama	Logan	Shelvin	Lawrence	Chaisson	Queen	Phillips	Vincent (NICK)	Fulton	Stingley	Delpit	Stevens
at Ole Miss	Logan	Shelvin	Lawrence	Chaisson	Queen	Phillips	Flott (NICK)	Fulton	Stingley	Delpit	Stevens
vs. Arkansas	Logan	Shelvin	Lawrence	Chaisson	Queen	Phillips	Vincent (NICK)	Fulton	Stingley	Hampton	Stevens
vs. Texas A&M	Logan	Shelvin	Lawrence	Chaisson	Queen	Phillips	Vincent (NICK)	Fulton	Stingley	Delpit	Stevens
SEC Championship	Logan	Shelvin	Lawrence	Chaisson	Queen	Phillips	Clark	Fulton	Stingley	Delpit	Stevens

LSU'S 20-YARD PLAYS

Play Breakdown

Pass.....	73
Rush.....	18
TOTAL.....	91

BY GAME

vs. Georgia Southern	3
at Texas	9
vs. Northwestern St.	8
at Vanderbilt	12
vs. Utah State	6
vs. Florida.....	7
at Mississippi State	4
vs. Auburn	6
at Alabama.....	5
at Ole Miss.....	8
vs. Arkansas	11
vs. Texas A&M.....	6
vs. Georgia.....	6
TOTAL.....	91

BY QUARTER

1st	28
2nd	28
3rd	23
4th	12
Overtime.....	0

RUSHING

Clyde Edwards-Helaire	13
John Emery Jr.	2
Joe Burrow	2
Tyrion Davis-Price.....	1

PASSING

Joe Burrow	69
Myles Brennan	4

RECEIVING

Ja'Marr Chase.....	29
Justin Jefferson	14
Terrace Marshall.....	10
Thaddeus Moss.....	7
Racey McMath	4
Derrick Dillon.....	3
Clyde Edwards-Helaire	2
Jontre Kirklin	1
Jaray Jenkins	1
Devonta Lee	1
Stephen Sullivan	1

20-Plus Yard Touchdowns

Ja'Marr Chase.....	14
Clyde Edwards-Helaire	6
Justin Jefferson	3
Racey McMath	2
Terrace Marshall.....	2
Tyrion Davis-Price.....	1
Derrick Dillon.....	1

20-Plus Yards Plays of 2019

Yards	Type	Player	Opp.	Qtr.
89	Rush	Clyde Edwards-Helaire for a TD*	ARK	3
78	Pass	Ja'Marr Chase from Joe Burrow*	TAMU	1
71	Pass	Justin Jefferson from Joe Burrow	UGA	3
65	Pass	Jontre Kirklin from Joe Burrow	NSU	3
64	Pass	Ja'Marr Chase from Joe Burrow*	VU	1
61	Pass	Ja'Marr Chase from Joe Burrow*	MISS	4
61	Pass	Justin Jefferson from Joe Burrow*	UT	4
60	Pass	Racey McMath from Joe Burrow*	MSU	2
58	Pass	Racey McMath from Myles Brennan	TAMU	4
57	Rush	Clyde Edwards-Helaire for a first down	UF	1
54	Pass	Ja'Marr Chase from Joe Burrow*	UF	4
51	Pass	Ja'Marr Chase from Joe Burrow*	MISS	2
51	Pass	Ja'Marr Chase from Joe Burrow*	VU	2
50	Pass	Ja'Marr Chase from Joe Burrow*	ARK	3
49	Rush	Clyde Edwards-Helaire for a TD*	MISS	4
48	Pass	Justin Jefferson from Joe Burrow	MISS	3
48	Pass	Justin Jefferson from Joe Burrow	NSU	3
46	Rush	Clyde Edwards-Helaire for a First Down	VU	1
45	Pass	Ja'Marr Chase from Joe Burrow	AU	3
44	Pass	Justin Jefferson from Joe Burrow	GS	1
44	Pass	Thaddeus Moss from Joe Burrow	GS	2
41	Pass	Terrace Marshall from Joe Burrow	UGA	1
41	Pass	Ja'Marr Chase from Joe Burrow	UT	3
39	Rush	John Emery for a TD*	ARK	3
39	Rush	Clyde Edwards-Helaire for a TD*	UF	2
39	Pass	Justin Jefferson from Joe Burrow*	USU	3
38	Pass	Justin Jefferson from Joe Burrow	USU	1
38	Pass	Terrace Marshall from Joe Burrow	UT	1
37	Pass	Ja'Marr Chase from Joe Burrow*	ARK	1
37	Pass	Justin Jefferson from Joe Burrow	USU	2
37	Pass	Derrick Dillon from Joe Burrow*	MSU	3
36	Pass	Justin Jefferson from Joe Burrow	UF	2
35	Rush	Clyde Edwards-Helaire for a First Down	ARK	3
35	Pass	Ja'Marr Chase from Joe Burrow	UA	2
35	Pass	Jaray Jenkins from Myles Brennan	NSU	4
34	Pass	Ja'Marr Chase from Joe Burrow*	MISS	1
33	Pass	Ja'Marr Chase from Joe Burrow*	UA	1
33	Rush	Tyrion Davis-Price for a TD*	UF	3
32	Pass	Racey McMath from Joe Burrow	MISS	2
32	Pass	Derrick Dillon from Joe Burrow	GS	3
30	Pass	Ja'Marr Chase from Joe Burrow	TAMU	1
30	Pass	Thaddeus Moss from Joe Burrow	ARK	2
30	Pass	Stephen Sullivan from Joe Burrow	VU	2
29	Pass	Ja'Marr Chase from Joe Burrow	UA	4
29	Pass	Terrace Marshall from Joe Burrow*	UA	1
29	Pass	Terrace Marshall from Joe Burrow	VU	1
28	Pass	Ja'Marr Chase from Joe Burrow	VU	2
28	Pass	Devonta Lee from Myles Brennan	NSU	4
28	Pass	Justin Jefferson from Joe Burrow	NSU	2
27	Rush	Clyde Edwards-Helaire for a TD*	ARK	2
27	Pass	Ja'Marr Chase from Joe Burrow	AU	1
26	Pass	Clyde Edwards-Helaire from Joe Burrow	TAMU	3
26	Rush	Clyde Edwards-Helaire for a TD*	ARK	3
26	Rush	Clyde Edwards-Helaire for a First Down	AU	4
26	Pass	Derrick Dillon from Joe Burrow	NSU	2
26	Pass	Ja'Marr Chase from Joe Burrow*	UT	3
26	Pass	Terrace Marshall from Joe Burrow	UT	3
25	Pass	Ja'Marr Chase from Joe Burrow	TAMU	2
25	Pass	Thaddeus Moss from Joe Burrow	UF	2
25	Pass	Ja'Marr Chase from Joe Burrow*	USU	2
25	Rush	Clyde Edwards-Helaire for a First Down	VU	3
25	Pass	Ja'Marr Chase from Joe Burrow*	VU	1
24	Pass	Clyde Edwards-Helaire from Joe Burrow	UGA	2
24	Pass	Terrace Marshall from Joe Burrow	UGA	1
24	Pass	Thaddeus Moss from Joe Burrow	MSU	1
24	Run	Clyde Edwards-Helaire for a First Down	UT	2
23	Pass	Ja'Marr Chase from Joe Burrow*	UGA	1
23	Pass	Thaddeus Moss from Joe Burrow	MISS	1
23	Pass	Ja'Marr Chase from Joe Burrow	UA	1
23	Pass	Justin Jefferson from Joe Burrow	UF	1
23	Pass	Terrace Marshall from Joe Burrow	UT	2
22	Rush	Joe Burrow for a First Down	ARK	2
22	Pass	Ja'Marr Chase from Joe Burrow	ARK	2
22	Pass	Ja'Marr Chase from Joe Burrow	MISS	2
22	Rush	Clyde Edwards-Helaire for a first down	AU	3
22	Pass	Thaddeus Moss from Joe Burrow	MSU	1
21	Pass	Justin Jefferson from Joe Burrow	AU	3
21	Rush	Joe Burrow for a first down	USU	1
21	Rush	John Emery Jr. for a First Down	VU	4
21	Pass	Terrace Marshall from Joe Burrow	NSU	1
21	Pass	Justin Jefferson from Joe Burrow	NSU	2
21	Pass	Justin Jefferson from Joe Burrow*	UT	2
20	Rush	Clyde Edwards-Helaire for a First Down	UGA	4
20	Pass	Ja'Marr Chase from Joe Burrow	TAMU	3
20	Pass	Thaddeus Moss from Joe Burrow	ARK	2
20	Pass	Terrace Marshall from Joe Burrow*	AU	1
20	Pass	Ja'Marr Chase from Joe Burrow	USU	3
20	Pass	Racey McMath from Myles Brennan	VU	4
20	Pass	Terrace Marshall from Joe Burrow	VU	1
20	Pass	Ja'Marr Chase from Joe Burrow	VU	1
20	Pass	Ja'Marr Chase from Joe Burrow	UT	2

*Denotes play resulted in touchdown.

LSU TEAM GAME HIGHS

Rushes	51	vs Utah St. (Oct 05, 2019)
Yards Rushing	260	vs Arkansas (Nov 23, 2019)
Yards Per Rush	16.2	vs Arkansas (Nov 23, 2019)
TD Rushes	6	vs Northwestern St. (Sep 14, 2019)
Pass attempts	42	vs Auburn (Oct 26, 2019)
		at Ole Miss (Nov 16, 2019)
Pass completions	32	vs Auburn (Oct 26, 2019)
		at Ole Miss (Nov 16, 2019)
Yards Passing	489	at Ole Miss (Nov 16, 2019)
Yards Per Pass	14.8	vs Northwestern St. (Sep 14, 2019)
TD Passes	6	at Vanderbilt (Sep 21, 2019)
Total Plays	90	vs Utah St. (Oct 05, 2019)
Total Offense	714	at Ole Miss (Nov 16, 2019)
Yards Per Play	12.8	vs Arkansas (Nov 23, 2019)
Points	66	at Vanderbilt (Sep 21, 2019)
Sacks By	6	vs Texas A&M (Nov 30, 2019)
First Downs	35	at Ole Miss (Nov 16, 2019)
Penalties	12	vs Auburn (Oct 26, 2019)
Penalty Yards	118	vs Auburn (Oct 26, 2019)
Turnovers	2	at Vanderbilt (Sep 21, 2019)
		vs Utah St. (Oct 05, 2019)
		vs Auburn (Oct 26, 2019)
		at Ole Miss (Nov 16, 2019)
Interceptions By	3	vs Utah St. (Oct 05, 2019)
		vs Texas A&M (Nov 30, 2019)
Punts	6	vs Auburn (Oct 26, 2019)
Punting Avg	51.7	vs Georgia Southern (Aug 31, 2019)
Long Punt	57	at Mississippi State (Oct 19, 2019)
Punts inside 20	3	vs Georgia Southern (Aug 31, 2019)
		vs Texas A&M (Nov 30, 2019)
Long Punt Return	54	vs Northwestern St. (Sep 14, 2019)

LSU INDIVIDUAL GAME HIGHS

Rushes	26	Clyde Edwards-Helaire vs Auburn (Oct 26, 2019)
Yards Rushing	188	Clyde Edwards-Helaire vs Arkansas (Nov 23, 2019)
TD Rushes	3	Clyde Edwards-Helaire at Alabama (Nov 09, 2019)
		Clyde Edwards-Helaire vs Arkansas (Nov 23, 2019)
Long Rush	89	Clyde Edwards-Helaire vs Arkansas (Nov 23, 2019)
Pass attempts	42	Joe Burrow vs Auburn (Oct 26, 2019)
		Joe Burrow at Ole Miss (Nov 16, 2019)
Pass completions	32	Joe Burrow vs Auburn (Oct 26, 2019)
		Joe Burrow at Ole Miss (Nov 16, 2019)
Yards Passing	489	Joe Burrow at Ole Miss (Nov 16, 2019)
TD Passes	6	Joe Burrow at Vanderbilt (Sep 21, 2019)
Long Pass	78	Joe Burrow vs Texas A&M (Nov. 30, 2019)
Receptions	10	Ja'Marr Chase at Vanderbilt (Sep 21, 2019)
		Justin Jefferson vs Florida (Oct 12, 2019)
Yards Receiving	229	Ja'Marr Chase at Vanderbilt (Sep 21, 2019)
TD Receptions	4	Ja'Marr Chase at Vanderbilt (Sep 21, 2019)
Long Reception	78	Ja'Marr Chase vs Texas A&M (Nov. 30, 2019)
Field Goals	3	Cade York at Texas (Sep 07, 2019)
		Cade York at Mississippi State (Oct 19, 2019)
		Cade York at Ole Miss (Nov 16, 2019)
		Cade York vs Georgia (Dec. 07, 2019)
Long Field Goal	52	Cade York at Ole Miss (Nov 16, 2019)
Punts	6	Z.Von Rosenberg vs Auburn (Oct 26, 2019)
Punting Avg	51.7	Z.Von Rosenberg vs Georgia Southern (Aug 31, 2019)
Long Punt	57	Z.Von Rosenberg at Mississippi State (Oct 19, 2019)
Punts inside 20	3	Z.Von Rosenberg vs Georgia Southern (Aug 31, 2019)
		Z.Von Rosenberg vs Texas A&M (Nov. 30, 2019)
Long Punt Return	54	Trey Palmer vs Northwestern St. (Sep 14, 2019)
Long Kickoff Return	46	Micah Baskerville at Vanderbilt (Sep 21, 2019)
Tackles	12	Jacob Phillips vs Arkansas (Nov 23, 2019)
Sacks	3.0	JaCoby Stevens vs Arkansas (Nov 23, 2019)
Tackles For Loss	4.0	JaCoby Stevens vs Arkansas (Nov 23, 2019)
Interceptions	1	Derek Stingley vs Georgia (Dec. 07, 2019)

OPPONENT TEAM GAME HIGHS

Rushes	44	at Ole Miss (Nov 16, 2019)
Yards Rushing	402	at Ole Miss (Nov 16, 2019)
Yards Per Rush	9.1	at Ole Miss (Nov 16, 2019)
TD Rushes	4	at Ole Miss (Nov 16, 2019)
Pass attempts	48	at Texas (Sep 07, 2019)
Pass completions	32	at Texas (Sep 07, 2019)
Yards Passing	418	at Alabama (Nov 09, 2019)
Yards Per Pass	10.4	at Alabama (Nov 09, 2019)
TD Passes	4	at Texas (Sep 07, 2019)
		vs Florida (Oct 12, 2019)
		at Alabama (Nov 09, 2019)
		at Texas (Sep 07, 2019)
Total Plays	85	at Texas (Sep 07, 2019)
Total Offense	614	at Ole Miss (Nov 16, 2019)
Yards Per Play	8.6	at Ole Miss (Nov 16, 2019)
Points	41	at Alabama (Nov 09, 2019)
Sacks By	5	at Alabama (Nov 09, 2019)
First Downs	30	at Texas (Sep 07, 2019)
Penalties	15	vs Auburn (Oct 26, 2019)
Penalty Yards	109	at Mississippi State (Oct 19, 2019)
Turnovers	3	vs Utah St. (Oct 05, 2019)
		at Mississippi State (Oct 19, 2019)
		vs Texas A&M (Nov 30, 2019)
Interceptions By	2	at Ole Miss (Nov 16, 2019)
Punts	10	vs Auburn (Oct 26, 2019)
Punting Avg	50.3	vs Texas A&M (Nov 30, 2019)
Long Punt	74	vs Georgia Southern (Aug 31, 2019)
Punts inside 20	4	vs Arkansas (Nov 23, 2019)
Long Punt Return	77	at Alabama (Nov 09, 2019)

OPPONENT INDIVIDUAL GAME HIGHS

Rushes	21	John Rhys Plumlee at Ole Miss (Nov. 16, 2019)
Yards Rushing	212	John Rhys Plumlee at Ole Miss (Nov. 16, 2019)
TD Rushes	4	John Rhys Plumlee at Ole Miss (Nov. 16, 2019)
Long Rush	70	D.J.. Williams, vs Auburn (Oct 26, 2019)
Pass attempts	47	Sam Ehlinger, at Texas (Sep 07, 2019)
Pass completions	31	Sam Ehlinger, at Texas (Sep 07, 2019)
Yards Passing	418	Tua Tagovailoa, at Alabama (Nov. 9 2019)
TD Passes	4	Sam Ehlinger, at Texas (Sep 07, 2019)
		Tua Tagovailoa, at Alabama (Nov. 9 2019)
Long Pass	85	Tua Tagovailoa, at Alabama (Nov. 9 2019)
Receptions	12	Devin Duvernay, at Texas (Sep 07, 2019)
Yards Receiving	213	DeVonta Smith, at Alabama (Nov. 9 2019)
TD Receptions	2	Devin Duvernay, at Texas (Sep 07, 2019)
		Van Jefferson, vs. Florida (Oct. 12, 2019)
		DeVonta Smith, at Alabama (Nov. 9 2019)
Long Reception	85	DeVonta Smith, at Alabama (Nov. 9 2019)
Field Goals	2	Dominik Eberle, vs Utah State (Oct. 05 2019)
		Anders Carlson, vs Auburn (Oct 26, 2019)
		Connor Limpert, vs. Arkansas (Nov. 23, 2019)
Long Field Goal	47	Tyler Bass, vs Georgia Southern (Aug 31, 2019)
		Cameron Dicker, at Texas (Sep 07, 2019)
		Dominik Eberle, vs Utah State (Oct. 05 2019)
		Connor Limpert, vs. Arkansas (Nov. 23, 2019)
Punts	10	Arryn Siposs, vs Auburn (Oct 26, 2019)
Punting Avg	50.3	Braden Mann, vs. Texas A&M (Nov. 30 2019)
Long Punt	74	Anthony Beck II, vs Georgia Southern (Aug 31, 2019)
Punts inside 20	4	Sam Loy, vs. Arkansas (Nov. 23, 2019)
Long Punt Return	77	Jaylen Waddle, at Alabama (Nov. 9 2019)
Long Kickoff Return	32	Noah Igbinoghene, vs Auburn (Oct 26, 2019)
Tackles	16	Rashad Byrd, vs Georgia Southern (Aug 31, 2019)
		David Woodward, vs Utah State (Oct. 05 2019)
Sacks	2.0	B.J. Foster, at Texas (Sep 07, 2019)
		Xavier McKinney, at Alabama (Nov. 9 2019)
		Anfernee Jennings, at Alabama (Nov. 9 2019)
Tackles For Loss	3.5	Rashad Byrd, vs Georgia Southern (Aug 31, 2019)
Interceptions	1	Joseph Ossai, at Texas (Sep 07, 2019)
		Dylan Wilson, vs Northwestern St. (Sep 14, 2019)
		Randall Haynie, at Vanderbilt (Sep 21, 2019)
		Cameron Haney, vs. Utah State (Oct. 05, 2019)
		Roger McCreary, vs. Auburn (Oct 26, 2019)
		Deantre Price, at Ole Miss (Nov. 16, 2019)
		Keidron Smith, at Ole Miss (Nov. 16, 2019)

DRIVE SUPERLATIVES

Longest Drive		LSU	Opponents
No. of Plays	17 vs. Ole Miss (11/16/19) results in a FG		19 vs. Texas (9/7/19) results in Touchdown
By No. of Yards	99 vs. Utah State (10/5/19) results in a TD		90 vs. Alabama (11/9/19) results in Touchdown
By Time of Possession	6:42 vs. Utah State (10/5/19) results in a TD		7:17 vs. Texas (9/7/19) results in Touchdown
Shortest Drive		LSU	Opponents
By No. of Plays	0 vs. Northwestern St., Vanderbilt, Auburn, and Texas A&M		0 vs. Vanderbilt (9/21/19) results in a TD
By No. of Yards	-10 vs. Vanderbilt (9/21/19) results in Halftime		-21 vs. Florida (10/12/19) results in a Punt
By Time of Possession	0:00 vs. Northwestern St., Vanderbilt, Auburn, and Texas A&M		0:00 vs. Vanderbilt, Alabama, and Texas A&M

SCORING DRIVE BREAKDOWN

Yardage	LSU		Opponent	
	TD	FG	TD	FG
No. Drive	2	-	2	-
Neg. Yards	-	-	-	1
0-9	1	2	0	-
10-19	2	2	1	-
20-29	3	-	1	-
30-39	3	2	1	2
40-49	3	3	1	4
50-59	8	7	-	2
60-69	14	3	1	-
70-79	26	3	22	1
80-89	13	1	2	-
90-99	5	-	3	-
TOTALS	80	23	35	10

GAME-OPENING DRIVES

	LSU			Opponent		
	PTS	1STS	YDS	PTS	1STS	YDS
Georgia Southern	7	3	75	0	0	4
at Texas	3	3	71	0	1	27
Northwestern State	3	4	57	0	3	40
at Vanderbilt	7	2	75	7	3	75
Utah State	7	5	75	0	3	24
Florida	0	2	49	3	0	-1
at Mississippi State	3	3	42	0	1	20
Auburn	0	0	7	0	1	13
at Alabama	7	4	92	0	3	63
at Ole Miss	7	4	75	0	2	54
Arkansas	7	4	75	0	1	20
Texas A&M	7	4	75	0	1	13
Georgia	7	4	75	0	1	19
TOTALS	65	42	843	10	20	371

LSU DRIVE CHARTS

GEORGIA SOUTHERN					
QTR	TIME	START	PL-YDS	TOP	RESULT
1	15:00	LSU 25	6 - 75	2:24	TD
1	10:23	GS 34	6 - 34	2:13	TD
1	6:59	LSU 48	10 - 52	3:50	TD
1	0:10	GS 26	5 - 26	2:00	TD
2	11:17	GS 25	4 - 25	1:19	TD
2	5:13	LSU 25	3 - 5	1:08	Punt
2	2:14	LSU 20	5 - 80	1:16	TD
3	13:24	LSU 35	7 - 44	2:36	FG
3	9:34	LSU 41	9 - 59	3:47	TD
3	3:33	LSU 23	6 - 17	2:25	Punt
4	14:47	GS 46	7 - 16	3:49	FG
4	7:02	LSU 13	5 - 30	4:08	Punt
4	0:33	LSU 19	1 - 1	0:33	Final

THREE AND OUTS

	LSU	Opponents
	THREE AND OUTS/DRIVES	THREE AND OUTS/DRIVES
Georgia Southern	1/13 (7.7%)	8/13 (61.5%)
at Texas	1/12 (8.3%)	1/12 (8.3%)
Northwestern State	0/13 (0.0%)	6/13 (46.1%)
at Vanderbilt	3/18 (16.7%)	7/18 (38.9%)
Utah State	1/13 (7.7%)	3/13 (23.1%)
Florida	1/11 (9.1%)	3/10 (30.0%)
at Mississippi State	4/13 (30.8%)	4/13 (30.8%)
Auburn	3/16 (18.8%)	6/15 (40.0%)
at Alabama	2/14 (14.2%)	3/14 (21.4%)
at Ole Miss	0/14 (0.0%)	1/14 (7.1%)
Arkansas	2/13 (15.4%)	4/14 (28.6%)
Texas A&M	1/14 (7.1%)	3/13 (23.1%)
Georgia	2/11 (18.2)	0/11 (0.0%)
TOTALS	19/174 (10.9%)	49/173 (28.3%)

SECOND-HALF OPENING DRIVES

	LSU			Opponent		
	PTS	1STS	YDS	PTS	1STS	YDS
Georgia Southern	3	2	44	0	0	1
at Texas	0	0	9	7	7	86
Northwestern State	7	2	74	0	0	5
at Vanderbilt	7	0	1	7	2	75
Utah State	7	4	53	0	0	-6
Florida	7	5	75	7	4	76
at Mississippi State	0	0	0	0	0	-6
Auburn	0	1	21	3	1	73
at Alabama	0	2	35	0	0	7
at Ole Miss	3	5	66	7	2	75
Arkansas	0	1	31	0	2	48
Texas A&M	0	3	29	0	1	11
Georgia	3	7	77	0	4	56
TOTALS	37	32	511	31	23	501

OPPONENT DRIVE CHARTS

GEORGIA SOUTHERN					
QTR	TIME	START	PL-YDS	TOP	RESULT
1	12:36	GS 25	3 - 4	2:13	Punt
1	8:10	GS 25	3 - 3	1:11	Punt
1	3:09	GS 25	5 - 11	2:59	Fumble
2	13:10	GS 25	3 - 0	1:53	Fumble
2	9:58	GS 25	10 - 45	4:45	FG
2	4:05	GS 32	3 - 2	1:51	Punt
2	0:58	GS 25	3 - 15	0:58	Halftime
3	15:00	GS 25	3 - 1	1:36	Punt
3	10:48	GS 25	3 - 3	1:14	Punt
3	5:47	GS 25	3 - 8	2:14	Punt
3	1:08	GS 10	3 - 3	1:21	Punt
4	10:52	GS 13	6-32	3:50	Punt
4	2:54	GS 05	3 - 2	2:21	Punt

LSU DRIVE CHARTS

TEXAS					
QTR	TIME	START	PL-YDS	TOP	RESULT
1	13:02	LSU 11	11-71	4:58	FG
1	5:54	LSU 03	3-1	0:58	INT
1	2:20	LSU 03	8-33	4:30	Punt
2	10:29	LSU 25	8-75	2:59	TD
2	4:35	LSU 20	10-65	2:54	FG
2	1:13	LSU 42	3-58	0:26	TD
3	15:00	LSU 25	3-9	0:52	Punt
3	6:51	LSU 25	6-53	1:41	FG
3	2:36	LSU 25	6-75	2:44	TD
4	12:09	LSU 25	6-75	2:11	TD
4	3:59	LSU 25	6-75	1:32	TD
4	0:22	UT 49	1-(-2)	0:22	Final

LSU DRIVE CHARTS

NORTHWESTERN STATE					
QTR	TIME	START	PL-YDS	TOP	RESULT
1	9:49	LSU 35	10-57	4:19	FG
1	0:09	LSU 31	8-69	2:31	TD
2	11:34	LSU 23	7-77	2:44	TD
2	5:29	LSU 30	6-70	2:02	TD
2	1:06	LSU 15	1-0	0:08	INT
2	0:35	LSU 20	4-4	0:35	Half
3	14:51	LSU 26	4-74	1:32	TD
3	12:04	NSU 33	7-33	2:28	TD
3	7:58	LSU 22	4-78	1:32	TD
3	4:50	LSU 45	7-55	2:34	TD
4	12:04	LSU 20	4-30	2:09	Punt
4	7:22	NSU 00	0-0	0:00	TD
4	5:35	LSU 38	7-62	3:23	TD

LSU DRIVE CHARTS

VANDERBILT					
QTR	TIME	START	PL-YDS	TOP	RESULT
1	11:04	LSU 25	5-75	1:13	TD
1	8:49	LSU 36	1-64	0:11	TD
1	6:54	LSU 33	5-67	1:56	TD
1	2:06	LSU 30	4-70	1:15	TD
2	12:14	LSU 25	6-36	3:02	Punt
2	7:36	LSU 43	6-50	1:41	FG
2	4:07	LSU 10	9-90	2:11	TD
2	1:26	LSU 05	3-(-5)	0:37	Fumble
2	0:49	LSU 25	1-(-10)	0:49	Halftime
3	14:52	Vandy 01	1-1	0:04	TD
3	13:25	LSU 25	11-75	3:56	TD
3	7:22	Vandy 00	0-0	0:00	TD
3	5:40	LSU 10	3-3	0:55	Punt
3	1:01	LSU 35	3-7	1:51	Punt
4	11:43	Vandy 36	5-36	2:06	TD
4	8:36	LSU 18	6-25	2:29	Punt
4	3:37	LSU 14	3-21	1:46	INT
4	1:51	LSU 25	3-7	1:12	Punt

OPPONENT DRIVE CHARTS

TEXAS					
QTR	TIME	START	PL-YDS	TOP	RESULT
1	15:00	UT 25	4-27	1:58	Punt
1	8:04	UT 25	8-73	3:00	TOD
1	4:06	LSU 04	4-1	1:46	TOD
2	12:50	UT 22	8-78	2:21	TD
2	7:30	UT 25	6-35	2:55	Punt
2	1:41	UT 25	3-(-11)	0:28	Punt
2	0:47	UT 25	2-5	0:47	Half
3	14:08	UT 14	19-86	7:17	TD
3	5:10	UT 25	7-75	2:34	TD
4	14:52	UT 25	7-75	2:43	TD
4	9:58	UT 25	10-46	5:59	FG
4	2:27	UT 25	8-75	2:05	TD

OPPONENT DRIVE CHARTS

NORTHWESTERN STATE					
QTR	TIME	START	PL-YDS	TOP	RESULT
1	15:00	NSU 25	11-40	5:11	TOD
1	5:30	NSU 25	8-75	5:14	TD
2	12:38	NSU 25	3-3	1:04	Punt
2	8:50	NSU 25	6-75	3:12	TD
2	3:27	NSU 25	4-23	2:21	Punt
2	0:58	LSU 17	4-0	0:23	FGA
3	13:10	NSU 16	3-5	1:06	Punt
3	9:33	NSU 25	3-4	1:35	Punt
3	6:26	NSU 25	3-6	1:36	Punt
3	2:16	NSU 25	11-55	5:12	TOD
4	9:55	NSU 14	3-2	2:33	Punt
4	7:22	NSU 25	3-0	1:47	Punt
4	2:12	NSU 25	3-1	2:12	Final

OPPONENT DRIVE CHARTS

VANDERBILT					
QTR	TIME	START	PL-YDS	TOP	RESULT
1	15:00	Vandy 25	8-75	3:56	TD
1	9:51	Vandy 25	3-3	1:02	Punt
1	8:38	Vandy 25	3-3	1:44	Punt
1	4:58	Vandy 25	5-45	2:52	TOD
1	0:51	Vandy 25	11-52	3:37	FG
2	9:12	Vandy 08	3-3	1:36	Punt
2	5:55	Vandy 25	5-9	1:48	Punt
2	1:56	Vandy 25	3-7	0:30	Punt
2	0:49	LSU 00	0-0	0:00	TD
3	14:48	Vandy 25	3-75	1:23	TD
3	9:29	Vandy 25	3-(-2)	2:07	Punt
3	7:22	Vandy 25	5-27	1:42	INT
3	4:45	Vandy 39	7-61	3:39	TD
4	14:10	Vandy 07	3-(-6)	2:27	Punt
4	9:37	Vandy 25	3-0	1:01	Punt
4	6:07	Vandy 32	7-26	2:30	INT
4	1:51	LSU 00	0-0	0:00	TD
4	0:39	Vandy 23	2-11	0:39	Final

LSU DRIVE CHARTS

UTAH STATE

QTR	TIME	START	PL-YDS	TOP	RESULT
1	15:00	LSU 25	12-75	4:19	TD
1	8:12	LSU 04	3-4	0:49	INT
1	6:15	LSU 41	7-24	3:38	TOD
1	1:45	LSU 26	6-74	2:42	TD
2	11:37	LSU 01	13-99	6:42	TD
2	2:52	LSU 17	6-47	2:17	Punt
3	14:10	LSU 47	11-53	4:15	TD
3	8:16	LSU 20	8-61	3:13	Fumble
3	4:23	LSU 37	4-63	1:29	TD
3	2:03	USU 44	7-44	3:40	TD
4	12:28	LSU 33	8-33	3:30	FGA
4	7:39	LSU 25	3-9	2:11	Punt
4	2:08	LSU 40	3-10	2:08	Final

LSU DRIVE CHARTS

FLORIDA

QTR	TIME	START	PL-YDS	TOP	RESULT
1	15:00	LSU 25	8-49	3:27	FGA
1	10:27	LSU 34	2-66	0:32	TD
1	3:34	LSU 25	3-9	1:42	Punt
2	14:53	LSU 18	5-82	2:09	TD
2	5:24	LSU 25	4-75	1:29	TD
2	0:04	LSU 25	1-(-1)	0:04	Half
3	10:54	LSU 25	8-75	3:42	TD
3	4:56	LSU 48	4-52	1:41	TD
3	1:31	LSU 23	8-37	3:59	Punt
4	7:26	LSU 20	4-80	1:43	TD
4	0:49	LSU 04	2-2	0:49	Final

LSU DRIVE CHARTS

MISSISSIPPI STATE

QTR	TIME	START	PL-YDS	TOP	RESULT
1	12:09	MSU 45	12-42	4:17	FG
1	1:02	LSU 11	10-84	3:35	FG
2	11:37	MSU 44	6-37	3:04	FG
2	5:17	LSU 40	1-60	0:10	TD
2	1:53	LSU 45	5-55	1:03	TD
3	15:00	LSU 25	3-0	1:32	Punt
3	12:03	LSU 34	4-66	1:27	TD
3	8:28	LSU 20	7-80	2:52	TD
3	3:02	LSU 40	3-8	1:22	Punt
4	13:19	LSU 23	3-(-6)	1:48	Punt
4	8:56	LSU 50	3-6	1:05	Punt
4	5:59	LSU 49	4-(-1)	2:18	Punt
4	0:53	LSU 15	2-(-4)	0:53	Final

LSU DRIVE CHARTS

AUBURN

QTR	TIME	START	PL-YDS	TOP	RESULT
1	14:03	LSU 12	3-7	1:17	Punt
1	8:39	LSU 25	11-41	5:39	Punt
1	1:02	LSU 11	10-89	3:34	TD
2	11:25	LSU 28	9-43	3:30	TOD
2	0:00	LSU 22	0-0	0:00	Fumble
2	3:06	LSU 25	10-73	2:33	FG
2	0:04	LSU 02	2-(-1)	0:04	Half
3	15:00	LSU 25	5-21	1:10	Punt
3	11:42	LSU 25	8-74	3:06	TOD
3	7:11	AU 38	3-12	0:38	INT
3	5:53	AU 45	4-45	0:55	TD
3	2:52	LSU 33	11-67	4:23	TD
4	10:48	LSU 06	4-30	2:00	Punt
4	8:08	LSU 22	3-6	0:41	Punt
4	4:26	LSU 04	3-4	1:00	Punt
4	2:31	LSU 48	3-(-5)	2:31	Final

OPPONENT DRIVE CHARTS

UTAH STATE

QTR	TIME	START	PL-YDS	TOP	RESULT
1	10:41	USU 25	8-24	2:29	Punt
1	7:23	LSU 07	4-(-6)	0:58	FG
1	2:37	USU 35	5-35	0:52	FG
2	13:57	USU 21	8-50	2:20	INT
2	4:55	USU 25	5-19	2:03	Punt
2	0:35	USU 20	1-(-1)	0:35	Half
3	15:00	USU 25	3-(-6)	0:50	Punt
3	9:55	USU 25	4-20	1:39	Punt
3	5:03	USU 19	3-8	0:40	Punt
3	2:54	USU 25	3-12	0:51	INT
4	13:23	USU 25	3-(-3)	0:55	INT
4	8:58	USU 35	3-2	1:19	Punt
4	5:28	USU 11	5-15	3:20	Punt

OPPONENT DRIVE CHARTS

FLORIDA

QTR	TIME	START	PL-YDS	TOP	RESULT
1	11:33	UF 26	3-(-1)	1:06	Punt
1	9:55	UF 25	12-75	6:21	TD
1	1:52	UF 17	4-32	1:59	Punt
2	12:44	UF 25	13-75	6:56	TD
2	3:55	UF 25	11-75	3:51	TD
3	15:00	UF 25	8-75	4:06	TD
3	7:12	UF 25	3-(-21)	2:16	Punt
3	3:15	UF 25	3-3	1:44	Punt
4	12:32	UF 08	12-76	5:06	INT
4	5:43	UF 25	15-71	4:54	TOD

OPPONENT DRIVE CHARTS

MISSISSIPPI STATE

QTR	TIME	START	PL-YDS	TOP	RESULT
1	15:00	MSU 25	6-20	2:51	TOD
1	7:52	MSU 25	11-30	6:50	Punt
2	12:27	MSU 25	2-20	0:50	Fumble
2	8:33	MSU 25	7-75	3:09	TD
2	5:07	MSU 25	6-14	3:14	INT
2	0:41	MSU 30	2-5	0:41	Half
3	13:28	MSU 36	3-(-6)	1:25	Punt
3	10:36	MSU 25	3-5	2:08	Punt
3	5:36	MSU 25	5-24	2:34	INT
3	1:40	MSU 20	7-57	3:21	TOD
4	11:31	MSU 22	3-2	2:35	Punt
4	7:51	MSU 08	3-(-3)	1:52	Punt
4	3:41	MSU 10	7-90	2:42	TD

OPPONENT DRIVE CHARTS

AUBURN

QTR	TIME	START	PL-YDS	TOP	RESULT
1	15:00	AU 25	4-13	0:57	Punt
1	12:46	AU 46	14-42	4:07	FG
1	3:00	AU 20	4-20	1:58	Punt
2	12:28	AU 25	3-(-4)	1:03	Punt
2	7:55	AU 29	3-5	1:31	Punt
2	6:24	LSU 22	7-22	3:18	TD
2	0:26	AU 27	3-41	0:22	INT
3	13:50	AU 21	5-73	2:08	FG
3	8:36	AU 01	3-1	1:25	Punt
3	6:33	AU 02	3-4	0:40	Punt
3	4:58	AU 25	3-(-3)	2:06	Punt
4	13:20	AU 37	3-2	2:32	Punt
4	8:48	AU 36	4-(-1)	0:40	Punt
4	7:27	AU 17	8-25	3:01	Punt
4	3:26	LSU 49	4-49	0:54	TD

LSU DRIVE CHARTS

ALABAMA

QTR	TIME	START	PL-YDS	TOP	RESULT
1	12:01	LSU 08	6-92	2:46	TD
1	8:05	UA 40	5-18	3:11	FG
1	3:31	LSU 28	3-3	2:17	Punt
1	1:14	LSU 25	8-75	3:11	TD
2	9:48	LSU 49	3-4	1:45	Punt
2	6:43	LSU 25	7-48	2:23	FG
2	2:39	LSU 39	8-61	2:13	TD
2	0:11	UA 13	1-13	0:05	TD
3	15:00	LSU 25	7-35	2:33	Fumble
3	11:08	LSU 20	5-29	2:47	Punt
3	4:51	LSU 25	5-24	1:41	Punt
4	14:33	LSU 25	12-75	4:26	TD
4	5:32	LSU 25	7-75	3:55	TD
4	1:21	UA 49	4-7	1:21	Final

LSU DRIVE CHARTS

OLE MISS

QTR	TIME	START	PL-YDS	TOP	RESULT
1	15:00	LSU 25	7-75	2:04	TD
1	11:03	LSU 21	9-49	3:11	FGA
1	5:24	LSU 20	9-80	4:02	TD
2	14:51	LSU 27	2-73	0:42	TD
2	10:58	LSU 20	6-80	2:31	TD
2	5:40	LSU 22	13-63	5:35	FG
3	14:29	LSU 25	17-66	6:10	FG
3	7:46	LSU 25	4-75	0:56	TD
3	5:03	OM 39	4-5	1:38	FG
4	14:20	LSU 20	2-3	0:44	INT
4	13:25	LSU 31	4-32	2:12	INT
4	5:35	LSU 35	3-65	0:24	TD
4	3:18	OM 49	1-49	0:10	TD
4	2:30	OM 31	4-19	2:30	Final

LSU DRIVE CHARTS

ARKANSAS

QTR	TIME	START	PL-YDS	TOP	RESULT
1	15:00	LSU 25	6-75	2:27	TD
1	8:41	LSU 07	3-7	1:31	Punt
1	3:39	LSU 25	5-10	3:47	Punt
2	9:43	LSU 25	6-75	2:05	TD
2	5:17	LSU 38	5-62	2:00	TD
2	1:51	LSU 10	9-90	1:37	TD
3	12:00	LSU 27	2-31	0:44	Fumble
3	8:31	LSU 15	2-85	0:43	TD
3	5:56	ARK 26	1-26	0:09	TD
3	3:12	LSU 11	1-89	0:14	TD
3	1:37	LSU 32	5-67	1:45	TD
4	6:50	LSU 42	3-5	1:52	Punt

LSU DRIVE CHARTS

TEXAS A&M

QTR	TIME	START	PL-YDS	TOP	RESULT
1	15:00	LSU 25	6-75	2:10	TD
1	11:06	LSU 20	11-80	4:06	TD
1	3:07	LSU 09	3-91	1:20	TD
1	0:01	LSU 45	11-55	4:15	TD
2	9:06	LSU 15	9-53	3:08	FG
2	4:27	LSU 49	4-(-5)	3:08	Punt
2	0:00	LSU 20	0-0	0:00	Half
3	13:06	LSU 06	7-29	3:38	Punt
3	9:28	TAMU 40	5-8	2:03	FG
3	4:06	LSU 15	7-85	2:35	TD
4	12:42	LSU 20	5-80	2:06	TD
4	7:31	LSU 46	5-15	3:13	Punt
4	3:25	LSU 24	3-4	1:56	Punt
4	0:46	LSU 43	1-(-1)	0:46	Final

OPPONENT DRIVE CHARTS

ALABAMA

QTR	TIME	START	PL-YDS	TOP	RESULT
1	15:00	UA 29	7-63	2:59	Fumble
1	9:15	UA 25	5-15	1:10	TOD
1	4:54	UA 25	3-4	1:23	Punt
1	1:14	LSU 00	0-0	0:00	TD
2	13:03	UA 25	7-26	3:15	TOD
2	8:03	UA 10	4-90	1:20	TD
2	4:20	UA 28	3-0	1:41	Punt
2	0:26	UA 29	1-0	0:15	INT
2	0:06	UA 30	1-(-2)	0:06	Half
3	12:27	UA 42	3-7	1:19	Punt
3	8:21	UA 05	10-95	3:30	TD
3	3:10	UA 22	9-78	3:37	TD
4	10:07	UA 25	14-75	4:35	TD
4	1:37	UA 15	1-85	0:16	TD

OPPONENT DRIVE CHARTS

OLE MISS

QTR	TIME	START	PL-YDS	TOP	RESULT
1	12:56	OM 25	7-54	1:53	FGA
1	7:52	OM 30	5-20	2:28	Punt
1	1:22	OM 25	3-8	1:31	Punt
2	14:03	OM 30	8-28	3:05	Punt
2	8:27	OM 25	6-75	2:47	TD
2	0:05	OM 33	1-19	0:05	Half
3	15:00	OM 25	2-75	0:31	TD
3	8:19	OM 25	2-75	0:33	TD
3	6:50	OM 25	4-25	1:47	INT
3	3:25	OM 25	10-55	4:05	TOD
4	13:36	LSU 35	1-35	0:10	TD
4	11:13	OM 16	13-49	5:38	TOD
4	5:11	OM 25	6-75	1:52	TD
4	3:08	OM 25	4-6	0:38	TOD

OPPONENT DRIVE CHARTS

ARKANSAS

QTR	TIME	START	PL-YDS	TOP	RESULT
1	12:33	ARK 25	6-20	3:52	Punt
1	7:10	ARK 45	7-49	3:31	FG
2	14:52	ARK 39	10-32	5:09	FG
2	7:38	ARK 25	3-0	2:21	Punt
2	3:17	ARK 25	3-9	1:26	Punt
2	0:14	ARK 50	3-0	0:14	Half
3	15:00	ARK 25	6-48	3:00	FGA
3	11:16	ARK 43	4-5	2:45	Punt
3	7:40	ARK 16	3-(-6)	1:44	Punt
3	5:47	ARK 25	7-25	2:35	Punt
3	2:46	ARK 25	3-0	1:09	Punt
4	14:27	ARK 25	9-75	5:52	TD
4	8:07	ARK 25	2-11	1:05	TD
4	4:58	ARK 09	8-59	4:58	Final

OPPONENT DRIVE CHARTS

TEXAS A&M

QTR	TIME	START	PL-YDS	TOP	RESULT
1	12:50	TAMU 25	5-13	1:44	Punt
1	7:00	TAMU 25	7-18	3:53	Punt
1	1:47	TAMU 17	3-(-8)	1:46	Punt
2	10:46	TAMU 25	3-6	1:40	Punt
2	5:58	TAMU 25	3-(-10)	1:31	Punt
2	1:19	TAMU 17	5-21	1:19	Punt
3	15:00	TAMU 36	5-11	1:54	Punt
3	9:28	TAMU 13	1-0	0:00	INT
3	7:25	TAMU 25	6-75	3:12	TD
3	1:31	TAMU 25	12-34	3:49	INT
4	10:36	TAMU 25	4-21	3:05	INT
4	4:18	TAMU 01	2-(-1)	0:46	SAF
4	1:29	LSU 48	4-5	0:43	TOD

LSU DRIVE CHARTS

GEORGIA					
QTR	TIME	START	PL-YDS	TOP	RESULT
1	12:47	LSU 25	8-75	3:38	TD
1	6:57	LSU 20	3-(-3)	1:37	Punt
1	1:56	LSU 35	5-65	1:44	TD
2	11:28	LSU 25	3-4	1:03	Punt
2	6:44	LSU 20	11-57	4:22	FG
2	1:39	LSU 13	10-57	1:25	FGA
3	15:00	LSU 13	16-77	6:40	FG
3	4:17	LSU 20	4-80	1:59	TD
3	2:10	UGA 13	3-13	1:25	TD
4	11:41	LSU 35	7-33	4:00	FG
4	5:45	LSU 12	8-30	5:45	Final

OPPONENT DRIVE CHARTS

GEORGIA					
QTR	TIME	START	PL-YDS	TOP	RESULT
1	15:00	UGA 25	5-19	2:13	Punt
1	9:09	UGA 25	5-10	2:12	Punt
1	5:20	UGA 44	7-21	3:24	FGA
1	0:12	UGA 25	10-53	3:44	FG
2	10:25	UGA 21	6-13	3:41	Punt
2	2:22	UGA 25	4-35	0:43	INT
2	0:14	UGA 30	2-(-3)	0:14	Half
3	8:20	UGA 25	12-56	4:03	FGA
3	2:18	UGA 25	1-0	0:08	INT
3	0:45	UGA 25	13-75	4:04	TD
4	7:41	UGA 25	6-30	1:56	Punt

TURNOVERS

Opponent	Forced by LSU					Forced By Opponent				
	Fum	Int	Tot	Pts Off	Margin	Fum	Int	Tot	Pts Off	
vs. Georgia Southern	2	0	2	14	2	0	0	0	0	
at Texas	0	0	0	0	-1	0	1	1	0	
vs. Northwestern State	0	0	0	0	-1	0	1	1	0	
at Vanderbilt	0	2	2	0	0	1	1	2	14	
vs. Utah State	0	3	3	14	1	1	1	2	3	
vs. Florida	0	1	1	7	1	0	0	0	0	
at Mississippi State	1	2	3	10	3	0	0	0	0	
vs. Auburn	0	1	1	0	-1	1	1	2	7	
at Alabama	1	1	2	14	1	1	0	1	0	
at Ole Miss	0	1	1	3	-1	0	2	2	7	
vs. Arkansas	0	0	0	0	-1	1	0	1	0	
vs. Texas A&M	0	3	3	10	3	0	0	0	0	
SEC Championship	0	2	2	7	2	0	0	0	0	
TOTALS	4	16	20	79	8	5	7	12	31	

LSU BIG PLAYS

Opponent	Rushing				Passing				Special Teams	
	10-19	20-29	30-39	40+	20-29	30-39	40-49	50+	Block	Ret. TD
vs. Georgia Southern	2	1	0	0	0	1	2	0	0	0
at Texas	1	1	0	0	5	1	1	1	0	0
vs. Northwestern State	2	0	0	0	5	1	1	1	0	1
at Vanderbilt	0	2	0	1	5	1	0	2	1	1
vs. Utah State	6	1	0	0	2	3	0	0	0	0
vs. Florida	3	0	2	1	2	1	0	1	0	0
at Mississippi State	5	0	0	0	2	1	0	1	0	0
vs. Auburn	5	2	0	0	3	0	1	0	0	0
at Alabama	8	0	0	0	3	2	0	0	0	0
at Ole Miss	6	1	0	1	2	3	1	2	0	0
vs. Arkansas	1	3	2	1	2	2	0	1	0	0
vs. Texas A&M	5	0	0	0	3	1	0	2	0	0
SEC Championship	3	1	0	0	3	0	1	1	0	0
TOTALS	47	12	4	4	37	17	7	12	1	2

OPPONENT BIG PLAYS

Opponent	Rushing				Passing				Special Teams	
	10-19	20-29	30-39	40+	20-29	30-39	40-49	50+	Block	Ret. TD
vs. Georgia Southern	1	0	0	0	0	0	0	0	0	0
at Texas	4	0	0	0	2	1	1	1	0	0
vs. Northwestern State	0	0	0	0	3	0	0	0	0	0
at Vanderbilt	1	2	1	2	0	1	0	0	0	0
vs. Utah State	0	0	0	0	0	1	0	0	0	0
vs. Florida	6	0	0	0	6	0	0	0	0	0
at Mississippi State	2	0	0	0	3	1	0	0	0	0
vs. Auburn	1	0	0	2	0	1	0	0	0	0
at Alabama	1	0	2	0	7	1	0	2	1	1
at Ole Miss	6	1	1	3	1	1	0	1	0	0
vs. Arkansas	4	0	1	0	2	2	0	0	0	0
vs. Texas A&M	5	1	0	0	0	0	1	0	0	0
SEC Championship	3	0	0	0	1	0	0	0	0	0
TOTALS	34	4	5	7	25	9	2	4	1	1

SPECIAL TEAMS TACKLES

[illegible]

OFFENSIVE LINE SNAPS PLAYED

[illegible]

OFFENSIVE LINE KNOCKDOWNS

[illegible]

TEAM STATISTICS

	LSU	Opp.				
SCORING	621	275				
Points Per Game	47.8	21.2				
Points Off Turnovers	79	31				
FIRST DOWNS	358	244				
Rushing	131	76				
Passing	206	138				
Penalty	21	30				
RUSHING YARDAGE	2177	1555				
Yards gained rushing	2446	1938				
Yards lost rushing	269	383				
Rushing Attempts	449	431				
Average Per Rush	4.8	3.6				
Average Per Game	167.5	119.6				
TDs Rushing	29	12				
PASSING YARDAGE	5029	2882				
Comp-Att-Int	363-476-7	230-450-16				
Average Per Pass	10.6	6.4				
Average Per Catch	13.9	12.5				
Average Per Game	386.8	221.7				
TDs Passing	49	20				
TOTAL OFFENSE	7206	4437				
Total Plays	925	881				
Average Per Play	7.8	5.0				
Average Per Game	554.3	341.3				
KICK RETURNS: #-Yards	13-271	13-274				
PUNT RETURNS: #-Yards	19-234	7-117				
INT RETURNS: #-Yards	16-87	7-82				
KICK RETURN AVERAGE	20.8	21.1				
PUNT RETURN AVERAGE	12.3	16.7				
INT RETURN AVERAGE	5.4	11.7				
FUMBLES-LOST	10-5	8-4				
PENALTIES-Yards	78-769	84-633				
Average Per Game	59.2	48.7				
PUNTS-Yards	39-1667	77-3384				
Average Per Punt	42.7	43.9				
Net punt average	38.2	38.3				
KICKOFFS-Yards	114-7145	54-2804				
Average Per Kick	62.7	51.9				
Net kick average	39.2	38.6				
TIME OF POSSESSION/Game	29:51	30:09				
3RD-DOWN Conversions	80/158	57/189				
3rd-Down Pct	51%	30%				
4TH-DOWN Conversions	4/7	13/28				
4th-Down Pct	57%	46%				
SACKS BY-Yards	33-237	29-190				
MISC YARDS	0	0				
TOUCHDOWNS SCORED	80	35				
FIELD GOALS-ATTEMPTS	21-25	10-15				
ON-SIDE KICKS	0-0	1-5				
RED-ZONE SCORES	(63-65) 97%	(25-34) 74%				
RED-ZONE TOUCHDOWNS	(50-65) 77%	(20-34) 59%				
PAT-ATTEMPTS	(74-78) 95%	(31-32) 97%				
ATTENDANCE	705892	345711				
Games/Avg Per Game	7/100842	5/69142				
Neutral Site Games	1/74150					
Score by quarters	1st	2nd	3rd	4th	OT	Total
LSU	138	200	170	113		621
Opponents	40	74	68	93		275

GAME RESULTS

Sep 01, 2019	vs Georgia Southern	W	55-3	1-0-0	0-0-0	3:02	97420
Sep 07, 2019	@ Texas	W	45-38	2-0-0	0-0-0	3:46	98763
Sep 14, 2019	vs Northwestern St.	W	65-14	3-0-0	0-0-0	3:23	100334
Sep 21, 2019	@ Vanderbilt	W	66-38	4-0-0	1-0-0	4:02	32048
Oct 5, 2019	vs Utah State	W	42-6	5-0-0	1-0-0	3:15	100266
Oct. 12, 2019	vs Florida	W	42-28	6-0-0	2-0-0	3:18	102321
Oct. 19, 2019	@ Mississippi St.	W	36-13	7-0-0	3-0-0	3:17	59282
Oct. 26, 2019	vs Auburn	W	23-20	8-0-0	4-0-0	3:52	102160
Nov. 9, 2019	@ Alabama	W	46-41	9-0-0	5-0-0	3:42	101821
Nov. 16, 2019	@ Ole Miss	W	58-37	10-0-0	6-0-0	3:26	53797
Nov. 23, 2019	vs Arkansas	W	56-20	11-0-0	7-0-0	3:16	101173
Nov. 30, 2019	vs Texas A&M	W	50-7	12-0-0	8-0-0	3:24	102218
Dec. 07, 2019	vs. Georgia	W	37-10	13-0-0	9-0-0	3:42	74150

SCORING

	TD	FGs	PATs Kick	Rush	Rcv	Pass	DXP	Saf	Points
Cade York	0	21-25	74-78	0-0	0	0-0	0	0	137
Ja'Marr Chase	18	0-0	0-0	0-0	1	0-0	0	0	110
Clyde Edwards-Helaire	17	0-0	0-0	0-0	0	0-0	0	0	102
Justin Jefferson	14	0-0	0-0	0-0	0	0-0	0	0	84
Terrace Marshall Jr.	10	0-0	0-0	0-0	0	0-0	0	0	60
Tyrion Davis-Price	6	0-0	0-0	0-0	0	0-0	0	0	36
Joe Burrow	3	0-0	0-0	0-0	0	1-2	0	0	18
Racey McMath	3	0-0	0-0	0-0	0	0-0	0	0	18
John Emery Jr.	3	0-0	0-0	0-0	0	0-0	0	0	18
Derrick Dillon	2	0-0	0-0	0-0	0	0-0	0	0	12
Micah Baskerville	1	0-0	0-0	0-0	0	0-0	0	0	6
Trey Palmer	1	0-0	0-0	0-0	0	0-0	0	0	6
Lanard Fournette	1	0-0	0-0	0-0	0	0-0	0	0	6
Thaddeus Moss	1	0-0	0-0	0-0	0	0-0	0	0	6
Team	0	0-0	0-0	0-0	0	0-0	0	1	2
Total	80	21-25	74-78	0-0	1	1-2	0	1	621
Opponents	35	10-15	31-32	1-1	1	1-2	0	0	275

TOTAL OFFENSE

	GP	Plays	Rush	Pass	Total	Avg/G
Joe Burrow	13	535	289	4715	5004	384.9
Clyde Edwards-Helaire	13	197	1290	0	1290	99.2
Myles Brennan	9	46	41	314	355	39.4
Tyrion Davis-Price	13	60	270	0	270	20.8
John Emery Jr.	9	36	182	0	182	20.2
Chris Curry	12	22	99	0	99	8.2
Lanard Fournette	4	13	36	0	36	9.0
Adrian Magee	13	0	1	0	1	0.1
Team	11	16	-31	0	-31	-2.8
Total	13	925	2177	5029	7206	554.3
Opponents	13	881	1555	2882	4437	341.3

RUSHING									
	GP	Att	Gain	Loss	Net	Avg	TD	Long	Avg/G
Clyde Edwards-Helaire	13-13	197	1319	29	1290	6.5	16	89	99.2
Joe Burrow	13-13	96	469	180	289	3.0	3	22	22.2
Tyrion Davis-Price	13-0	60	276	6	270	4.5	6	33	20.8
John Emery Jr.	9-0	36	189	7	182	5.1	3	39	20.2
Chris Curry	12-0	22	103	4	99	4.5	0	20	8.2
Myles Brennan	9-0	9	43	2	41	4.6	0	9	4.6
Lanard Fournette	4-0	13	46	10	36	2.8	1	10	9.0
Adrian Magee	13-13	0	1	0	1	0.0	0	0	0.1
Team	11-0	16	0	31	-31	-1.9	0	0	-2.8
Total	13	449	2446	269	2177	4.8	29	89	167.5
Opponents	13	431	1938	383	1555	3.6	12	70	119.6

PASSING									
	GP	Effic	Cmp-Att-Int	Pct	Yards	TD	Long	Avg/G	
Joe Burrow	13-13	201.5	342-439-6	77.9	4715	48	78	362.7	
Myles Brennan	9-0	131.6	21-37-1	56.8	314	1	58	34.9	
Team	11-0	0.0	0-0-0	0.0	0	0	0	0.0	
Total	13	196.0	363-476-7	76.3	5029	49	78	386.8	
Opponents	13	112.5	230-450-16	51.1	2882	20	85	221.7	

RECEIVING							
	GP	No.	Yards	Avg	TD	Long	Avg/G
Justin Jefferson	13-13	88	1207	13.7	14	71	92.8
Ja'Marr Chase	12-12	73	1498	20.5	18	78	124.8
Clyde Edwards-Helaire	13-13	50	399	8.0	1	26	30.7
Thaddeus Moss	12-12	38	435	11.4	1	44	36.2
Terrace Marshall Jr.	10-10	37	545	14.7	10	41	54.5
Racey McMath	12-0	16	268	16.8	3	60	22.3
Derrick Dillon	12-3	13	180	13.8	2	37	15.0
Stephen Sullivan	13-2	11	121	11.0	0	30	9.3
Tyrion Davis-Price	13-0	10	74	7.4	0	18	5.7
John Emery Jr.	9-0	6	60	10.0	0	17	6.7
Jaray Jenkins	6-0	5	67	13.4	0	35	11.2
Lanard Fournette	4-0	5	19	3.8	0	10	4.8
Jontre Kirklín	12-0	2	75	37.5	0	65	6.2
Devonta Lee	11-0	2	27	13.5	0	28	2.5
Chris Curry	12-0	2	14	7.0	0	9	1.2
Joe Burrow	13-13	1	16	16.0	0	16	1.2
TK McLendon	3-0	1	12	12.0	0	12	4.0
Tory Carter	9-0	1	7	7.0	0	7	0.8
Trey Palmer	8-0	1	6	6.0	0	6	0.8
Jamal Pettigrew	13-0	1	-1	-1.0	0	0	-0.1
Total	13	363	5029	13.9	49	78	386.8
Opponents	13	230	2882	12.5	20	85	221.7

ALL-PURPOSE								
	GP	Rush	Rcv	PR	KR	IR	Total	Avg/G
Clyde Edwards-Helaire	13	1290	399	0	214	0	1903	146.4
Ja'Marr Chase	12	0	1498	0	0	0	1498	124.8
Justin Jefferson	13	0	1207	0	0	0	1207	92.8
Terrace Marshall Jr.	10	0	545	0	0	0	545	54.5
Thaddeus Moss	12	0	435	0	0	0	435	36.2
Tyrion Davis-Price	13	270	74	0	0	0	344	26.5
Joe Burrow	13	289	16	0	0	0	305	23.5
Racey McMath	12	0	268	0	0	0	268	22.3
John Emery Jr.	9	182	60	0	0	0	242	26.9
Derrick Dillon	12	0	180	0	0	0	180	15.0
Derek Stingley Jr.	13	0	0	146	0	17	163	12.5
Stephen Sullivan	13	0	121	0	0	0	121	9.3
Chris Curry	12	99	14	0	0	0	113	9.4
Trey Palmer	8	0	6	65	11	0	82	10.2
Jontre Kirklín	12	0	75	0	0	0	75	6.2
Micah Baskerville	11	0	0	23	46	0	69	6.3
Jaray Jenkins	6	0	67	0	0	0	67	11.2
Lanard Fournette	4	36	19	0	0	0	55	13.8
Kary Vincent Jr.	13	0	0	0	0	45	45	3.5
Myles Brennan	9	41	0	0	0	0	41	4.6
Devonta Lee	11	0	27	0	0	0	27	2.5
Patrick Queen	13	0	0	0	0	16	16	1.2
TK McLendon	3	0	12	0	0	0	12	4.0
JaCoby Stevens	13	0	0	0	0	9	9	0.7
Tory Carter	9	0	7	0	0	0	7	0.8
Adrian Magee	13	1	0	0	0	0	1	0.1
Jamal Pettigrew	13	0	-1	0	0	0	-1	-0.1
Team	11	-31	0	0	0	0	-31	-2.8
Total	13	2177	5029	234	271	87	7798	599.8
Opponents	13	1555	2882	117	274	82	4910	377.7

PUNT RETURNS					
	No.	Yards	Avg	TD	Long
Derek Stingley Jr.	15	146	9.7	0	32
Trey Palmer	3	65	21.7	1	54
Micah Baskerville	1	23	23.0	1	0
Total	19	234	12.3	2	54
Opponents	7	117	16.7	1	77

INTERCEPTIONS					
	No.	Yards	Avg	TD	Long
Derek Stingley Jr.	6	17	2.8	0	17
JaCoby Stevens	3	9	3.0	0	9
Kary Vincent Jr.	3	45	15.0	0	40
Grant Delpit	2	0	0.0	0	0
Kristian Fulton	1	0	0.0	0	0
Patrick Queen	1	16	16.0	0	16
Total	16	87	5.4	0	40
Opponents	7	82	11.7	1	47

KICK RETURNS					
	No.	Yards	Avg	TD	Long
C. Edwards-Helaire	10	214	21.4	0	38
Trey Palmer	1	11	11.0	0	11
Tory Carter	1	0	0.0	0	0
Micah Baskerville	1	46	46.0	0	46
Total	13	271	20.8	0	46
Opponents	13	274	21.1	0	32

FUMBLE RETURNS					
	No.	Yards	Avg	TD	Long
Patrick Queen	1	10	10.0	0	10
Rashard Lawrence	1	1	1.0	0	1
Total	2	11	5.5	0	10
Opponents	1	2	2.0	1	2

PUNTING												
	No.	Yards	Avg	Long	TB	FC	I20	50+	Blkd			
Zach Von Rosenberg	39	1667	42.7	57	3	17	18	11	0			
Total	39	1667	42.7	57	3	17	18	11	0			
Opponents	77	3384	43.9	74	10	22	20	19	1			

KICKOFFS									
	No.	Yards	Avg	TB	OB	Retn	Net	YdLn	
Avery Atkins	114	7145	62.7	96	1				
Total	114	7145	62.7	96	1	21.1	39.2	25	
Opponents	54	2804	51.9	18	2	20.8	38.6	26	

FIELD GOALS										
FIELDGOALS	Md-Att	Pct	01-19	20-29	30-39	40-49	50-99	Long	Blkd	
Cade York	21-25	84.0	0-0	8-8	4-4	5-8	4-5	52	0	

FG SEQUENCE		
	LSU	Opponents
Georgia Southern	(39),(48)	(47)
Texas	(36),(33),(40)	(47)
Northwestern St.	(26)	34
Vanderbilt	(25)	(41)
Utah St.	53	(30),(47)
Florida	44	-
Mississippi State	(20),(23),(25)	-
Auburn	(20)	(30),(23)
Alabama	(40),(45)	-
Ole Miss	48,(33),(27),(52)	38
Arkansas	-	(24),(47),45
Texas A&M	(51),(50)	-
Georgia	(41),48,(28),(50)	52,(47),45

Numbers in (parentheses) indicate field goal was made.

DEFFENSIVE LEADERS

		GP	Tackles				Sacks No-Yds	Pass Defense				Fumbles		Blkd	
			Solo	Ast	Total	TFL-Yds		Int-Yds	BU	PD	Qbh	Rcv-Yds	FF	Kick	Saf
6	Jacob Phillips	13-13	45	52	97	7.0-21	1.0-11	.	1	1	3	.	1	.	.
3	JaCoby Stevens	13-13	46	36	82	8.5-42	5.0-28	3-9	5	8	2
8	Patrick Queen	13-10	28	41	69	8.0-42	2.5-25	1-16	2	3	1	1-10	.	.	.
7	Grant Delpit	12-12	32	24	56	3.0-12	1.0-9	2-0	6	8	1	1-0	.	.	.
18	K'Lavon Chaisson	11-11	26	26	52	11.5-74	4.5-42	.	2	2	6	.	1	.	.
35	Damone Clark	13-3	16	33	49	4.0-33	3.5-32
92	Neil Farrell Jr.	13-3	14	30	44	6.5-17	3.0-12	.	1	1	4	.	1	.	.
5	Kary Vincent Jr.	13-8	29	11	40	2.0-4	.	3-45	8	11
72	Tyler Shelvin	13-12	13	26	39	3.0-5	.	.	2	2	1
24	Derek Stingley Jr.	13-13	29	5	34	1.0-3	.	6-17	15	21
1	Kristian Fulton	13-13	21	10	31	.	.	1-0	12	13
45	Michael Divinity Jr.	5-3	16	7	23	4.0-26	3.0-24	.	.	.	3	.	1	.	.
90	Rashard Lawrence	10-9	10	13	23	5.0-29	2.5-19	.	3	3	1	1-1	1	.	.
91	Breiden Fehoko	13-4	8	9	17	6.0-20	0.5-5	.	1	1	2
97	Glen Logan	10-9	5	12	17	1.5-2	1.0-1	.	2	2	2
31	Cameron Lewis	13-0	6	11	17	0.5-3	0.5-3	.	2	2
62	Siaki Ika	11-0	5	11	16	1.5-3
23	Micah Baskerville	11-0	10	5	15	4.0-10	1.0-1	.	1	1	.	.	.	1	.
25	Cordale Flott	12-1	9	5	14	.	.	.	4	4	1
14	Mo Hampton Jr.	11-1	5	4	9	.	.	.	1	1
46	Andre Anthony	8-2	4	5	9	1.0-2	1.0-2	.	1	1
43	Ray Thornton	12-0	3	6	9	1	1-0	.	.	.
93	Justin Thomas	5-1	6	2	8	2.0-8	1.0-7
9	Marcel Brooks	10-0	2	6	8	1.5-13	1.5-13	.	.	.	3
94	Joseph Evans	4-1	2	5	7
11	Eric Monroe	10-0	5	1	6	1.0-1
16	Jay Ward	11-0	3	1	4	.	.	.	1	1	1
34	Lloyd Cole	13-0	2	1	3
49	Travez Moore	2-0	2	1	3	0.5-3	0.5-3
4	Todd Harris	3-1	3	.	3	1.0-4
42	Aaron Moffitt	13-0	1	1	2
44	Tory Carter	9-0	1	1	2
13	Jontre Kirklin	12-0	1	1	2
27	Lanard Fournette	4-0	1	.	1
58	Jared Small	4-0	.	1	1
17	Racey McMath	12-0	1	.	1
2	Justin Jefferson	13-13	1	.	1
19	Derrick Dillon	12-3	1	.	1
41	Carlton Smith	6-0	.	1	1
80	Jamal Pettigrew	13-0	.	1	1
68	Damien Lewis	13-13	1	.	1
24	Chris Curry	12-0	.	1	1
9	Joe Burrow	13-13	1	.	1
1	Ja'Marr Chase	12-12	1	.	1
10	Stephen Sullivan	13-2	1	.	1
TM	Team	11-0	1
Total			416	406	822	84-377	33-237	16-87	70	86	32	4-11	5	1	1
Opponents			486	502	988	64-260	29-190	7-82	41	48	24	5-2	8	1	.

TACKLES

	TOTALS	GS	TEXAS	NSU	VANDY	USU	UF	MSU	AU	UA	OM	ARK	TAMU	SEC
Jacob Phillips LB	45-52-97	3-7-10	6-1-7	3-5-8	6-4-10	2-3-5	4-5-9	5-3-8	2-5-7	2-5-7	5-6-11	5-7-11	0-1-1	2-0-2
JaCoby Stevens DB	46-36-82	3-4-7	7-1-8	1-1-2	1-4-5	0-1-1	4-4-8	4-4-8	6-4-10	4-3-7	3-6-9	6-2-8	1-1-2	6-1-7
Patrick Queen LB	28-41-69	0-2-2	1-5-6	0-4-4	0-2-2	5-1-6	5-1-6	2-1-3	3-4-7	4-3-7	0-9-9	2-5-7	2-2-4	4-2-6
Grant Delpit	32-24-56	2-2-4	3-0-3	1-2-3	4-2-6	2-1-3	6-2-8	5-6-11	2-3-5	2-0-2	1-4-5	DNP	2-1-3	2-1-3
K. Chaisson LB	26-26-52	1-4-5	4-1-5	DNP	DNP	1-0-1	5-3-8	0-2-2	2-4-6	5-5-10	0-1-1	1-3-4	3-3-6	4-0-4
Damone Clark LB	16-33-49	1-8-9	1-2-3	2-4-6	2-2-4	0-1-1	1-2-3	2-1-3	1-0-1	1-0-1	0-3-3	1-5-6	2-2-4	2-3-5
Neil Farrell DE	14-30-44	2-6-8	0-1-1	0-6-6	2-2-4	1-2-3	1-3-4	1-2-3	1-1-2	2-0-2	2-3-5	1-2-3	1-0-1	0-2-2
Kary Vincent CB	29-11-40	0-1-1	4-1-5	4-2-6	1-1-2	1-0-1	1-0-1	7-1-8	1-1-2	2-0-2	2-2-4	2-0-2	2-2-4	2-0-2
Tyler Shelvin NG	13-26-39	1-5-6	2-0-2	1-2-3	2-2-4	0-1-1	1-2-3	0-2-2	1-4-5	0-3-3	2-2-4	1-1-2	1-0-1	1-2-3
Derek Stingley CB	29-5-34	-	3-0-3	1-1-2	5-0-5	2-0-2	5-1-6	-	3-1-4	1-0-1	0-1-1	2-0-2	2-1-3	5-0-5
Kristian Fulton CB	21-10-31	1-0-1	4-0-4	-	4-1-5	2-1-3	4-0-4	1-2-3	0-1-1	1-1-2	0-2-2	1-1-2	2-1-3	1-0-1
M. Divinity LB	16-7-23	DNP	8-2-10	DNP	0-1-1	DNP	1-2-3	3-1-4	4-1-5	DNP	DNP	DNP	DNP	DNP
R. Lawrence DE	10-13-23	1-0-1	1-0-1	DNP	DNP	DNP	-	1-2-3	0-2-2	1-3-4	2-1-3	1-3-4	1-0-1	2-2-4
Cameron Lewis DB	6-11-17	1-0-1	-	1-4-5	1-0-1	-	1-0-1	0-2-2	0-1-1	1-1-2	0-1-1	0-2-2	1-0-1	-
Breiden Fehoko DE	8-9-17	-	-	0-2-2	2-2-4	3-0-3	0-1-1	1-1-2	0-1-1	-	-	1-1-2	1-1-2	-
Glen Logan DE	5-12-17	0-3-3	1-2-3	DNP	DNP	DNP	2-0-2	0-1-1	1-2-3	-	0-3-3	-	1-1-2	-
Siaki Ika	5-11-16	1-0-1	DNP	1-1-2	DNP	1-1-2	1-0-1	0-1-1	-	0-1-1	1-2-3	0-3-3	0-1-1	0-1-1
M. Baskerville LB	10-5-15	DNP	DNP	1-1-2	1-0-1	2-0-2	1-0-1	0-2-2	1-1-2	-	2-0-2	0-1-1	2-0-2	-
Cordale Flott CB	9-5-14	-	1-1-2	-	1-1-2	1-0-1	DNP	-	-	2-1-3	3-2-5	1-0-1	-	-
Mo Hampton Jr. DB	5-4-9	-	DNP	-	-	1-0-1	-	-	-	-	DNP	3-3-6	1-1-2	-
Ray Thornton LB	3-6-9	1-1-2	-	0-1-1	-	DNP	-	-	-	-	0-2-2	2-2-4	-	-
Andre Anthony LB	4-5-9	1-1-2	1-0-1	1-2-3	1-1-2	0-1-1	DNP	DNP	DNP	DNP	-	-	-	DNP
Justin Thomas DE	6-2-8	DNP	1-0-1	DNP	1-1-2	4-0-4	-	0-1-1	DNP	DNP	DNP	DNP	DNP	DNP
Marcel Brooks S	2-6-8	DNP	0-1-1	DNP	-	DNP	1-0-1	1-0-1	-	-	0-3-3	-	0-2-2	-
Joseph Evans DL	2-5-7	0-1-1	DNP	1-1-2	0-2-2	1-1-2	DNP	DNP	DNP	DNP	DNP	DNP	DNP	DNP
Eric Monroe DB	5-1-6	1-0-1	-	1-1-2	-	1-0-1	-	-	-	2-0-2	DNP	DNP	DNP	-
Jay Ward CB	3-1-4	DNP	DNP	-	-	-	1-0-1	1-0-1	-	1-0-1	-	0-1-1	-	-
Todd Harris DB	3-0-3	1-0-1	1-0-1	1-0-1	DNP	DNP	DNP	DNP	DNP	DNP	DNP	DNP	DNP	DNP
Travez Moore DE	2-1-3	DNP	DNP	2-1-3	-	DNP	DNP	DNP	DNP	DNP	DNP	DNP	DNP	DNP
Lloyd Cole CB	2-1-3	-	-	-	-	-	-	-	1-0-1	1-0-1	0-1-1	-	-	-
Jontre Kirklin	1-1-2	-	-	-	-	-	DNP	-	-	-	-	0-1-1	1-0-1	-
Aaron Moffitt	1-1-2	-	-	-	-	1-0-1	-	0-1-1	-	-	-	-	-	-
Tory Carter	1-1-2	-	-	-	DNP	DNP	-	1-0-1	-	0-1-1	-	DNP	DNP	-
La. Fournette	1-0-1	-	-	-	1-0-1	DNP	DNP	DNP	DNP	DNP	DNP	DNP	DNP	DNP
Steph. Sullivan	1-0-1	-	-	1-0-1	-	-	-	-	-	-	-	-	-	-
Damien Lewis	1-0-1	-	1-0-1	-	-	-	-	-	-	-	-	-	-	-
Racey McMath	1-0-1	-	1-0-1	DNP	-	-	-	-	-	-	-	-	-	-
Joe Burrow	1-0-1	-	-	-	-	-	-	-	-	1-0-1	-	-	-	-
Ja'Marr Chase	1-0-1	-	-	DNP	-	-	-	-	1-0-1	-	-	-	-	-
Jared Small LB	0-1-1	0-1-1	-	-	DNP	DNP	DNP	DNP	DNP	DNP	DNP	-	DNP	DNP
Chris Curry	0-1-1	-	-	DNP	-	-	-	-	-	-	-	0-1-1	-	-
Jamal Pettigrew	0-1-1	-	-	-	-	-	-	-	-	0-1-1	-	-	-	-
Derrick Dillon	1-0-1	-	-	-	-	-	-	-	1-0-1	-	DNP	-	-	-
Carlton Smith LB	0-1-1	-	-	0-1-1	DNP	-	DNP	DNP	DNP	-	DNP	-	DNP	DNP
Just. Jefferson	1-0-1	-	-	-	-	-	-	-	-	-	1-0-1	-	-	-

TACKLES FOR LOSS

[illegible]

PASSING

#9 Joe Burrow	Comp-Att-Int	Pct	Yards	TD	Long	Sack-Yds	Effic
Georgia Southern	23-27-0	85.2	278	5	44	0-0	232.79
Texas	31-39-1	79.5	471	4	61	4-25	209.65
Northwestern St.	21-24-1	87.5	373	2	65	1-5	237.22
Vanderbilt	25-34-0	73.5	398	6	64	2-20	230.09
Utah St.	27-38-1	71.1	344	5	39	2-9	185.25
Florida	21-24-0	87.5	293	3	54	0-0	231.30
Mississippi State	25-32-0	78.1	327	4	60	3-22	205.21
Auburn	32-42-1	76.2	321	1	45	3-16	143.49
Alabama	31-39-0	79.5	393	3	35	5-37	189.52
Ole Miss	32-42-2	76.2	489	5	61	3-15	203.75
Arkansas	23-28-0	82.1	327	3	50	0-0	215.60
Texas A&M	23-32-0	71.9	352	3	78	3-19	195.21
Georgia	28-38-0	73.7	349	4	71	2-12	185.57
TOTALS	342-439-6	77.9	4715	48	78	28-180	201.47

#15 Myles Brennan	Comp-Att-Int	Pct	Yards	TD	Long	Sack-Yds	Effic
Georgia Southern	7-12-0	58.3	72	0	32	0-0	108.73
Northwestern St.	8-9-0	88.9	115	0	35	0-0	196.22
Vanderbilt	1-4-1	25.0	20	0	20	0-0	17.00
Utah St.	1-1-0	100.0	9	0	9	0-0	175.60
Mississippi State	0-3-0	0.0	0	0	0	0-0	0.00
Arkansas	2-4-0	50.0	25	0	16	0-0	102.50
Texas A&M	2-4-0	50.0	73	1	58	0-0	285.80
TOTALS	21-37-1	56.8	314	1	58	0-0	131.56

RUSHING

	no-yds/td	GS	TEXAS	NSU	VANDY	USU	UF	MSU	AU	UA	OM	ARK	TAMU	SEC
C. Ed.-Helaire RB	197-1290/16	9-45/1	15-87/1	13-50/2	14-106/1	14-72/0	13-134/2	11-53/0	26-136/1	20-103/3	23-172/1	6-188/3	18-87/1	15-57/0
Joe Burrow QB	96-289/3	1-2/0	9-8/0	7-30/1	2--20/0	10-42/1	6-43/0	4--11/0	13-31/1	14-64/0	9-26/0	4-24/0	6-9/0	11-41/0
Ty Davis-Price RB	60-270/6	5-11/0	1-0/0	7-23/2	4-19/0	11-53/0	3-40/1	6-49/0	4-22/0	3-4/0	3-8/1	2-1/1	7-24/1	4-10/0
John Emery Jr. RB	36-182/3	6-20/0	DNP	3--2/1	9-51/1	8-45/0	1-2/0	2--1/0	DNP	DNP	3-21/0	2-42/1	2-4/0	DNP
Chris Curry RB	22-99/0	2-23/0	0-0/0	DNP	4-10/0	6-24/0	0-0/0	0-0/0	0-0/0	0-0/0	0-0/0	1-1/0	4-15/0	5-26/0
Myles Brennan QB	9-41/0	3-3/0	DNP	1-9/0	2-14/0	2-11/0	DNP	0-0/0	DNP	DNP	0-0/0	1-4/0	0-0/0	0-0/0
La. Fournette RB	13-36/1	6-19/1	3-9/0	3-7/0	1-1/0	DNP	DNP	DNP	DNP	DNP	DNP	DNP	DNP	DNP
Team	16--31/0	1--1/0	1--2/0	1--1/0	0-0/0	DNP	1--1/0	2--4/0	3--2/0	3--5/0	1--2/0	DNP	2--11/0	1--2/0

RECEIVING

[illegible]

TEAM STATISTICS

Date	Opponent	no.	Rushing				Receiving				Passing				Kick Ret				Punt Ret				tot
			yds	td	lg	no.	yds	td	lg	c-a-i	yds	td	lg	no.	yds	td	lg	no.	yds	td	lg	off	
Aug 31, 2019	GEORGIA SOUTHERN	33	122	2	20	30	350	5	44	30-39-0	350	5	44	0	0	0	0	4	52	0	32	472	
Sep 07, 2019	at Texas	29	102	1	24	31	471	4	61	31-39-1	471	4	61	0	0	0	0	1	11	0	11	573	
Sep 14, 2019	NORTHWESTERN ST.	35	122	6	13	29	488	2	65	29-33-1	488	2	65	3	76	0	31	4	108	1	54	610	
Sep 21, 2019	at Vanderbilt	36	181	2	46	26	418	6	64	26-38-1	418	6	64	2	68	0	46	4	25	1	1	599	
Oct 05, 2019	UTAH ST.	51	248	1	21	28	353	5	39	28-39-1	353	5	39	1	38	0	38	1	10	0	10	601	
Oct 12, 2019	FLORIDA	24	218	3	57	21	293	3	54	21-24-0	293	3	54	1	20	0	20	0	0	0	0	511	
Oct 19, 2019	at Mississippi State	25	86	0	19	25	327	4	60	25-35-0	327	4	60	2	24	0	22	1	2	0	2	413	
Oct 26, 2019	AUBURN	46	187	2	26	32	321	1	45	32-42-1	321	1	45	0	0	0	0	2	7	0	7	508	
Nov 09, 2019	at Alabama	40	166	3	19	31	393	3	35	31-39-0	393	3	35	1	19	0	19	2	19	0	11	559	
Nov 16, 2019	at Ole Miss	39	225	2	49	32	489	5	61	32-42-2	489	5	61	1	0	0	0	0	0	0	0	714	
Nov 23, 2019	ARKANSAS	16	260	5	89	25	352	3	50	25-32-0	352	3	50	0	0	0	0	0	0	0	0	612	
Nov 30, 2019	TEXAS A&M	39	128	2	18	25	425	4	78	25-36-0	425	4	78	2	26	0	15	0	0	0	0	553	
Dec 07, 2019	vs Georgia	36	132	0	20	28	349	4	71	28-38-0	349	4	71	0	0	0	0	0	0	0	0	481	
LSU		449	2177	29	89	363	5029	49	78	363-476-7	5029	49	78	13	271	0	46	19	234	2	54	7206	
Opponent		431	1555	12	70	230	2882	20	85	230-450-16	2882	20	85	13	274	0	32	7	117	1	77	4437	

Games: 13 Avg/rush: 4.8 Avg/catch: 13.9 Pass effic: 196.04 KR avg: 20.8 PR avg: 12.3 All purpose avg/game: 599.8 Total offense avg/gm: 554.3

Date	Opponent	Tackles					Sacks		Fumble			Pass Defense				blkd	PAT Attempts			off		
		solo	ast	total	tfl	yds	no.	yds	ff	fr	yds	no.	yds	qbh	brup	kick	kicks	rush	rcv	saf	t/o	pts
Aug 31, 2019	GEORGIA SOUTHERN	21	46	67	5.0	21	2.0	14	2	2	10	0	0	1	2	0	7-7	0	0	0	14	55
Sep 07, 2019	at Texas	51	18	69	7.0	34	5.0	28	1	0	0	0	0	3	5	0	4-4	0	1	0	0	45
Sep 14, 2019	NORTHWESTERN ST.	23	42	65	4.0	11	1.0	6	0	0	0	0	0	0	9	0	8-9	0	0	0	0	65
Sep 21, 2019	at Vanderbilt	35	28	63	9.0	34	3.0	23	0	0	0	2	0	3	9	1	9-9	0	0	0	0	66
Oct 05, 2019	UTAH ST.	31	14	45	10.0	27	2.0	8	0	0	0	3	5	1	2	0	6-6	0	0	0	14	42
Oct 12, 2019	FLORIDA	45	26	71	5.0	22	2.0	17	0	0	0	1	0	5	9	0	6-6	0	0	0	7	42
Oct 19, 2019	at Mississippi State	35	36	71	5.0	15	2.0	6	1	1	1	2	9	4	4	0	3-4	0	0	0	10	36
Oct 26, 2019	AUBURN	31	36	67	4.0	33	3.0	32	0	0	0	1	0	3	3	0	2-3	0	0	0	0	23
Nov 09, 2019	at Alabama	33	28	61	7.0	37	1.0	9	0	1	0	1	16	5	6	0	4-5	0	0	0	14	46
Nov 16, 2019	at Ole Miss	24	54	78	5.0	9	0.0	0	0	0	0	1	40	0	4	0	7-7	0	0	0	3	58
Nov 23, 2019	ARKANSAS	30	44	74	11.0	53	3.0	26	0	0	0	0	0	1	6	0	8-8	0	0	0	0	56
Nov 30, 2019	TEXAS A&M	26	20	46	8.0	57	6.0	48	1	0	0	3	0	5	7	0	6-6	0	0	1	10	50
Dec 07, 2019	vs Georgia	31	14	45	4.0	24	3.0	20	0	0	0	2	17	1	4	0	4-4	0	0	0	7	37
LSU		416	406	822	84.0	377	33.0	237	5	4	11	16	87	32	70	1	74-78	0	1	1	79	621
Opponent		486	502	988	64.0	260	29.0	190	8	5	2	7	82	24	41	1	31-32	1	1	0	31	275

Date	Opponent	no.	yds	avg	Punting					Field Goals				Kickoffs				
					long	blkd	tb	fc	50+	in20	m-a	long	blkd	no.	yds	avg	tb	ob
Aug 31, 2019	GEORGIA SOUTHERN	3	155	51.7	53	0	0	1	3	3	2-2	48	0	10	650	65.0	9	0
Sep 07, 2019	at Texas	2	96	48.0	52	0	0	1	1	1	3-3	40	0	9	585	65.0	9	0
Sep 14, 2019	NORTHWESTERN ST.	1	36	36.0	36	0	0	0	0	1	1-1	26	0	11	690	62.7	9	0
Sep 21, 2019	at Vanderbilt	5	211	42.2	56	0	0	2	2	2	1-1	25	0	11	715	65.0	11	0
Oct 05, 2019	UTAH ST.	2	91	45.5	55	0	1	1	1	1	0-1	0	0	7	455	65.0	6	0
Oct 12, 2019	FLORIDA	2	81	40.5	49	0	0	1	0	2	0-1	0	0	7	455	65.0	7	0
Oct 19, 2019	at Mississippi State	5	233	46.6	57	0	1	1	2	2	3-3	25	0	8	518	64.8	7	0
Oct 26, 2019	AUBURN	6	229	38.2	45	0	1	3	0	0	1-1	20	0	5	325	65.0	3	0
Nov 09, 2019	at Alabama	4	159	39.8	46	0	0	2	0	2	2-2	45	0	9	545	60.6	4	0
Nov 16, 2019	at Ole Miss	0	0	0.0	0	0	0	0	0	0	3-4	52	0	11	662	60.2	8	0
Nov 23, 2019	ARKANSAS	3	111	37.0	44	0	0	1	0	1	0-0	0	0	9	440	48.9	6	1
Nov 30, 2019	TEXAS A&M	4	175	43.8	52	0	0	2	1	3	2-2	51	0	9	585	65.0	9	0
Dec 07, 2019	vs Georgia	2	90	45.0	51	0	0	2	1	0	3-4	50	0	8	520	65.0	8	0
LSU		39	1667	42.7	57	0	3	17	11	18	21-25	52	0	114	7145	62.7	96	1
Opponent		77	3384	43.9	74	1	10	22	19	20	10-15	47	0	54	2804	51.9	18	2

OPPONENT TEAM STATISTICS

			Rushing				Receiving				Passing				Kick Ret				Punt Ret				tot
Date	Opponent	no.	yds	td	lg	no.	yds	td	lg	c-a-i	yds	td	lg	no.	yds	td	lg	no.	yds	td	lg	off	
Aug 31, 2019	GEORGIA SOUTHERN	39	74	0	11	4	24	0	12	4-11-0	24	0	12	1	13	0	13	0	0	0	0	98	
Sep 07, 2019	at Texas	37	121	1	17	32	409	4	55	32-48-0	409	4	55	0	0	0	0	1	2	0	2	530	
Sep 14, 2019	NORTHWESTERN ST.	23	46	0	7	23	232	2	28	23-41-0	232	2	28	1	16	0	16	0	0	0	0	278	
Sep 21, 2019	at Vanderbilt	34	145	2	52	19	229	1	36	19-39-2	229	1	36	0	0	0	0	1	11	0	11	374	
Oct 05, 2019	UTAH ST.	22	19	0	8	16	140	0	35	16-31-3	140	0	35	1	21	0	21	0	0	0	0	159	
Oct 12, 2019	FLORIDA	40	146	0	17	24	311	4	28	24-44-1	311	4	28	0	0	0	0	0	0	0	0	457	
Oct 19, 2019	at Mississippi State	37	102	1	12	17	238	1	29	17-28-2	238	1	29	1	28	0	28	2	3	0	7	340	
Oct 26, 2019	AUBURN	33	130	1	70	15	157	1	34	15-36-1	157	1	34	2	59	0	32	1	3	0	3	287	
Nov 09, 2019	at Alabama	28	123	1	31	21	418	4	85	21-40-1	418	4	85	5	91	0	29	1	77	1	77	541	
Nov 16, 2019	at Ole Miss	44	402	4	60	15	212	1	55	15-27-1	212	1	55	1	30	0	30	0	0	0	0	614	
Nov 23, 2019	ARKANSAS	43	114	1	30	13	190	1	38	13-28-0	190	1	38	1	16	0	16	0	0	0	0	304	
Nov 30, 2019	TEXAS A&M	26	72	1	26	11	97	0	45	11-34-3	97	0	45	0	0	0	0	1	21	0	21	169	
Dec 07, 2019	vs Georgia	25	61	0	14	20	225	1	21	20-43-2	225	1	21	0	0	0	0	0	0	0	0	286	
Opponent totals		431	1555	12	70	230	2882	20	85	230-450-16	2882	20	85	13	274	0	32	7	117	1	77	4437	
LSU		449	2177	29	89	363	5029	49	78	363-476-7	5029	49	78	13	271	0	46	19	234	2	54	7206	

Date	Opponent	Tackles					Sacks		Fumble			Pass Defense				blkd	PAT Attempts			off		
		solo	ast	total	tfl	yds	no.	yds	ff	fr	yds	no.	yds	qbh	brup	kick	kicks	rush	rcv	saf	t/o	pts
Aug 31, 2019	GEORGIA SOUTHERN	30	58	88	7.0	9	0.0	0	0	0	0	0	0	5	0	0-0	0	0	0	0	0	3
Sep 07, 2019	at Texas	44	12	56	6.0	32	4.0	25	0	0	0	1	8	1	2	0	5-5	0	0	0	0	38
Sep 14, 2019	NORTHWESTERN ST.	38	44	82	5.0	18	1.0	5	0	0	0	1	8	1	2	0	2-2	0	0	0	0	14
Sep 21, 2019	at Vanderbilt	36	40	76	6.0	29	2.0	20	0	1	0	1	47	2	2	0	5-5	0	0	0	14	38
Oct 05, 2019	UTAH ST.	60	30	90	4.0	17	2.0	9	2	1	0	1	19	2	2	0	0-0	0	0	0	3	6
Oct 12, 2019	FLORIDA	32	14	46	1.0	2	0.0	0	0	0	0	0	0	0	3	0	4-4	0	0	0	0	28
Oct 19, 2019	at Mississippi State	30	38	68	6.0	25	3.0	22	1	0	0	0	0	2	7	0	1-1	0	0	0	0	13
Oct 26, 2019	AUBURN	40	68	108	6.0	20	3.0	16	1	1	0	1	0	0	3	0	2-2	0	0	0	7	20
Nov 09, 2019	at Alabama	45	42	87	6.0	38	5.0	37	2	1	2	0	0	7	0	1	5-6	0	0	0	0	41
Nov 16, 2019	at Ole Miss	31	60	91	5.0	19	3.0	15	1	0	0	2	0	4	4	0	3-3	1	1	0	7	37
Nov 23, 2019	ARKANSAS	18	30	48	2.0	6	0.0	0	1	1	0	0	0	0	2	0	2-2	0	0	0	0	20
Nov 30, 2019	TEXAS A&M	35	46	81	7.0	32	4.0	29	0	0	0	0	0	0	6	0	1-1	0	0	0	0	7
Dec 07, 2019	vs Georgia	47	20	67	3.0	13	2.0	12	0	0	0	0	0	5	3	0	1-1	0	0	0	0	10
Opponent totals		486	502	988	64.0	260	29.0	190	8	5	2	7	82	24	41	1	31-32	1	1	0	31	275
LSU		416	406	822	84.0	377	33.0	237	5	4	11	16	87	32	70	1	74-78	0	1	1	79	621

Date	Opponent	no.	yds	avg	Punting						Field Goals			Kickoffs				
					long	blkd	tb	fc	50+	in20	m-a	long	blkd	no.	yds	avg	tb	ob
Aug 31, 2019	GEORGIA SOUTHERN	9	396	44.0	74	0	0	3	2	2	1-1	47	0	2	105	52.5	1	0
Sep 07, 2019	at Texas	3	132	44.0	55	0	1	0	1	1	1-1	47	0	7	359	51.3	4	1
Sep 14, 2019	NORTHWESTERN ST.	7	290	41.4	49	0	0	1	0	1	0-1	0	0	3	184	61.3	0	0
Sep 21, 2019	at Vanderbilt	8	329	41.1	66	1	1	1	2	1	1-1	41	0	6	327	54.5	3	0
Oct 05, 2019	UTAH ST.	7	273	39.0	47	0	0	4	0	2	2-2	47	0	3	166	55.3	1	0
Oct 12, 2019	FLORIDA	4	171	42.8	49	0	0	2	0	1	0-0	0	0	5	245	49.0	1	0
Oct 19, 2019	at Mississippi State	5	214	42.8	70	0	1	1	1	1	0-0	0	0	3	179	59.7	1	0
Oct 26, 2019	AUBURN	10	462	46.2	55	0	0	5	3	3	2-2	30	0	4	235	58.8	3	0
Nov 09, 2019	at Alabama	3	146	48.7	51	0	1	0	2	0	0-0	0	0	6	259	43.2	0	0
Nov 16, 2019	at Ole Miss	3	132	44.0	50	0	2	0	1	0	0-1	0	0	5	197	39.4	0	0
Nov 23, 2019	ARKANSAS	7	292	41.7	57	0	0	4	1	4	2-3	47	0	4	168	42.0	1	0
Nov 30, 2019	TEXAS A&M	7	352	50.3	62	0	2	1	4	3	0-0	0	0	3	197	65.7	1	0
Dec 07, 2019	vs Georgia	4	195	48.8	66	0	2	0	2	1	1-3	39	0	3	183	61.0	2	1
Opponent totals	77	3384	43.9	74	1	10	22	19	20	10-15	47	0	54	2804	51.9	18	2	
LSU		39	1667	42.7	57	0	3	17	11	18	21-25	52	0	114	7145	62.7	96	1

THE LAST TIME...

Games against Ranked Teams

Beat a top 25 team

#4 Georgia, 37-10, in SEC Championship (12/07/19)

Beat a top 10 team

#4 Georgia, 37-10, in SEC Championship (12/07/19)

Beat a top 5 team

#4 Georgia, 37-10, in SEC Championship (12/07/19)

Beat an FBS No. 1 team (AP or Coaches Poll)

#1 Ohio State, 38-24 (01/07/08 - BCS Championship Game)

Beat an FBS No. 1 team (AP or Coaches Poll) at home

#1 Florida, 28-21 (10/11/97)

Beat a ranked opponent at home

#9 Auburn, 23-20, in Baton Rouge (10/26/19)

Beat a ranked opponent on the road

#3 Alabama, 46-41, in Tuscaloosa (11/09/19)

Beat a ranked opponent at a neutral site

#4 Georgia, 37-10, in SEC Championship (12/07/19)

Beat back-to-back ranked opponents

#3 Alabama, 46-41, in Tuscaloosa (11/09/19) & #4 Georgia, 37-10, in SEC Championship (12/07/19)

Beat a ranked team in three straight games

11/23/01 - 01/01/02 vs. #22 Arkansas, #24 Auburn, #2 Tennessee (SEC CG), #7 Illinois (Sugar Bowl)

Beat a ranked team in four straight games

11/23/01 - 01/01/02 vs. #22 Arkansas, #24 Auburn, #2 Tennessee (SEC CG), #7 Illinois (Sugar Bowl)

Lost to a ranked opponent at home

#1 Alabama, 29-0 (11/03/18)

Lost to a ranked opponent on the road

at #22 Texas A&M, 74-72 (11/24/18)

Lost to a ranked opponent at a neutral site

#14 Clemson, 25-24, in Chick-fil-A Bowl (12/31/12)

Lost to an unranked opponent at home

Troy, 24-21 (09/30/17)

Lost to an unranked opponent on the road

at Mississippi State, 27-7 (09/16/17)

Special Situations

Won on the last play of the game

at #7 Auburn (22-21, 09/15/17); 42 yard field goal by Cole Tracy as time expired

Lost on the last play of the game

at Texas A&M (74-72, 11/24/18); in seventh overtime on 2-pt. conversion

Came back and won from 10 or more down in 4th quarter

vs. #14 Wisconsin, 28-24 (8/30/14); down 24-13 entering 4th quarter

Lost when leading by 10 or more in 4th quarter

#14 Clemson, 25-24 in Chick-fil-A Bowl (12/31/12); led 24-13 entering fourth quarter

Lost when leading by 20 points or more

Tennessee, 30-27 OT (09/26/05); led 21-0 at halftime

Scored on the first play from scrimmage

Travin Dural (94-yard pass from QB Anthony Jennings) vs. Sam Houston State (9/6/14)

A QB caught a pass on a designed play

Matt Flynn (35-yards from WR Early Doucet) at Alabama (11/03/07)

A RB threw a TD pass on a designated play

Clyde Edwards-Helaire (11 yards to Tory Carter) at Texas A&M in fifth overtime (11/24/18)

Had two RB rush for at least 100 yards each

Derrius Guice (127 yards) and Darrel Williams (106 yards) vs. Texas A&M (11/25/17)

A player gained 100 yards receiving and 100 yards rushing

Darrel Williams (103 yards rushing, 105 yards receiving) vs. Ole Miss (10/21/17)

Had a player be responsible for six touchdowns

Joe Burrow (6) at Vanderbilt (09/21/19)

Returns/Special Teams/Defense

Returned a KO for a TD

Leonard Fournette, 100 yards vs. Notre Dame (12/30/14- Music City Bowl)

Returned a Punt for a TD

Trey Palmer, 54 yards vs. Northwestern State (09/14/19)

Returned an INT for a TD

Jacob Phillips, 45 yards vs. #8 Miami (09/02/18-at AT&M Stadium, Arlington)

Returned 2 INTs for TDs

Ronald Martin (45 yards) & Lavar Edwards (23 yards) vs. Idaho (09/15/12)

Returned 3 INTs for TDs

3 vs. Arkansas State (C. Raymond, D. Walkup, C. Buckels) (10/12/91)

Recovered a fumble in endzone for a TD

William Clapp at Ole Miss (11/21/15)

Returned a fumble for a TD

Mrichael Divinity Jr., 58-yard fumble recovery and return (forced by Devin White) at Texas A&M (11/24/18)

Scored two defensive TDs in a game

2 vs. UL-Monroe (R. Brooks, INT; L. Edwards, FUM) (11/13/10)

Faked a field goal for a touchdown

Trent Domingue (kicker), 16-yard run (10/17/15 vs. Florida)

Faked a punt for a first down

Kendell Beckwith, 5-yard run in third quarter vs. Wisconsin (8/30/14)

Faked a field goal for a first down

Josh Jasper, 5-yard run in 4th quarter (10/09/10 at Florida)

A player kicked the PAT after scoring the TD

Trent Domingue vs. Florida (10/17/15)

Blocked a FG

Austin Deculus, 45-yard Bubba Baxa attempt in second quarter vs. #8 Miami in Arlington (09/02/18)

Returned a blocked FG for a TD

Patrick Peterson, 53 yards on the block of Ole Miss' 47-yard FG attempt (11/21/09)

Blocked a PAT (kick)

Austin Deculus, kick attempt by Joseph Bulovas (11/03/18 vs. No. 1 Alabama)

Returned a PAT for a Defensive Extra Point

Mark Roman, kick attempt by Seth Hanson (10/17/98 vs. Kentucky)

Blocked a punt

Micah Baskerville at Vanderbilt (09/21/19)

Blocked a punt for a safety

Jarvis Green, on an Andy Smith punt (10/16/99 at Kentucky)

Returned a blocked punt for TD

Micah Baskerville, 23 yards, off Micah Baskerville's block at Vanderbilt (09/21/19)

Recovered an onside kick

vs. Auburn (10/26/19); recovered by Derrick Dillon with 2:32 left in Fourth quarter

Recovered an onside kick to start the game

vs. Auburn (12/01/01)

Recorded a Safety (Team)

vs. Texas A&M (11/30/19); sacked by Neil Farrell Jr.

Recorded a Safety (Individual tackle)

Neil Farrell Jr. vs. Texas A&M (11/30/19)

Recorded six interceptions (Team)

6 at Mississippi State (08/30/07)

Had a player record three interceptions

3 by Craig Steltz at Mississippi State (8/30/07)

Had a player record 15 tackles

17 by Devin White at Texas A&M (11/24/18)

Had six sacks as a team

8 vs. Louisville (12/31/16-Buffalo Wild Wings Citrus Bowl)

Opponent Returns/Special Teams

Returned a KO for a TD

Rashad Fenton of South Carolina, 96 yards in 2nd Quarter (10/10/15)

Returned a Punt for a TD

Antonio Callaway of Florida, 72 yards in 3rd Quarter (10/17/15 in Baton Rouge)

Returned an INT for a TD

Brad Stewart of Florida, 25 yards in 4th Quarter (10/06/18 at Florida)

Returned 3 INTs for TDs

Ken Alvis, Fred Smith, and Brian Robinson of Auburn on Jamie Howard (09/17/94 at Auburn)

Recovered a fumble in endzone for a TD

Chris Shelling of Auburn recovered fumble by Jermaine Sharp in 2nd Quarter (09/17/94 at Auburn)

Returned a fumble for a TD

Elijah McAllister of Vanderbilt, 1 yard on Clyde Edwards-Helaire fumble in 2nd Quarter (09/21/19 at Vanderbilt)

Blocked a FG

Ronnie Harrison of Alabama on kick by Colby Delahoussaye in 1st Quarter (11/05/16 in Baton Rouge)

Blocked a punt

Solomon Patton of Florida on punt by Brad Wing in 4th quarter (10/08/11 in Baton Rouge)

Blocked two punts

Justin Hamilton and Jason Lallis of Virginia Tech on punts by Donnie Jones (9/01/02 at Virginia Tech)

Blocked a punt for a safety

Justin Hamilton of Virginia Tech on punt by Donnie Jones (09/01/02 at Virginia Tech)

Recorded a Safety (Team)

Parris Bennett of Syracuse on rush by Darrel Williams in 3rd Quarter (09/23/17 in Baton Rouge)

Blocked a PAT (kick)

Johnathon Calvin of Mississippi State on PAT attempt by Colby Delahousse in 2nd Quarter (09/17/16 in Baton Rouge)

Returned a PAT for a Defensive Extra Point

Eric Kelly of Kentucky off a bad snap in the 2nd Quarter (10/17/98 in Baton Rouge)

Faked a field goal for a TD

Damon Duval of Auburn 1 yard run in 1st Quarter (09/18/99 in Baton Rouge)

Recovered an onside kick

Dez Harris of Mississippi State in 4th Quarter (09/17/16 in Baton Rouge)

Scoring

Scored 30 or more points

All Games: 37 vs. Georgia, (12/07/19)
SEC Games: 37 vs. Georgia, (12/07/19)

Scored 40 or more points

All Games: 50 vs. Texas A&M, (11/30/19)
SEC Games: 50 vs. Texas A&M, (11/30/19)

Scored 50 or more points

All Games: 50 vs. Texas A&M, (11/30/19)
SEC Games: 50 vs. Texas A&M, (11/30/19)

Scored 60 or more points

All Games: 66 at Vanderbilt, (09/21/19)
SEC Games: 72 at Texas A&M, 7 OTs (11/24/18)

Scored 70 or more points

All Games: 72 at Texas A&M, 7 OTs (11/24/18)
SEC Games: 72 at Texas A&M, 7 OTs (11/24/18)

Total Offense

Had more than 400 total yards

All Games: 481 vs. Georgia, (12/07/19)
SEC Games: 481 vs. Georgia, (12/07/19)

Had more than 450 total yards

All Games: 481 vs. Georgia, (12/07/19)
SEC Games: 481 vs. Georgia, (12/07/19)

Had more than 500 total yards

All Games: 553 vs. Texas A&M, (11/30/19)
SEC Games: 553 vs. Texas A&M, (11/30/19)

Had more than 550 total yards

All Games: 553 vs. Texas A&M, (11/30/19)
SEC Games: 553 vs. Texas A&M, (11/30/19)

Had more than 600 total yards

All Games: 612 vs. Arkansas, (11/23/19)
SEC Games: 612 vs. Arkansas, (11/23/19)

Had More than 625 total yards

All Games: 714 at Ole Miss, (11/16/19)
SEC Games: 714 at Ole Miss, (11/16/19)

Had more than 650 total yards

All Games: 714 at Ole Miss, (11/16/19)
SEC Games: 714 at Ole Miss, (11/16/19)

Had more than 700 total yards

All Games: 714 at Ole Miss, (11/16/19)
SEC Games: 714 at Ole Miss, (11/16/19)

Rushing Offense

Rushed for 150 or more yards

All Games: 260 vs. Arkansas, (11/23/19)
SEC Games: 260 vs. Arkansas, (11/23/19)

Rushed for 200 or more yards

All Games: 260 vs. Arkansas, (11/23/19)
SEC Games: 260 vs. Arkansas, (11/23/19)

Rushed for 250 or more yards

All Games: 260 vs. Arkansas, (11/23/19)
SEC Games: 260 vs. Arkansas, (11/23/19)

Rushed for 300 or more yards

All Games: 393 vs Ole Miss (10/21/17)
SEC Games: 393 vs Ole Miss (10/21/17)

Rushed for 350 or more yards

All Games: 393 vs Ole Miss (10/21/17)
SEC Games: 393 vs Ole Miss (10/21/17)

Rushed for 400 or more yards

All Games: 418 vs. Missouri (10/01/16)
SEC Games: 418 vs. Missouri (10/01/16)

Rushed for 425 or more yards

All Games: 433 vs. Houston (09/07/96)
SEC Games: 426 vs. Ole Miss (10/30/76)

Rushed for 500 or more yards

All Games: 503 vs. Oregon (10/22/77)
SEC Games: Never

Passing Offense

Passed for 250 or more yards

All Games: 349 vs. Georgia, (12/07/19)
SEC Games: 349 vs. Georgia, (12/07/19)

Passed for 300 or more yards

All Games: 349 vs. Georgia, (12/07/19)
SEC Games: 349 vs. Georgia, (12/07/19)

Passed for 350 or more yards

All Games: 425 vs. Texas A&M, (11/30/19)
SEC Games: 425 vs. Texas A&M, (11/30/19)

Passed for 400 or more yards

All Games: 425 vs. Texas A&M, (11/30/19)
SEC Games: 425 vs. Texas A&M, (11/30/19)

Passed for 450 or more yards

All Games: 489 at Ole Miss, (11/16/19)
SEC Games: 489 at Ole Miss, (11/16/19)

Passed for 500 or more yards

All Games: 528 at Alabama (11/03/01)
SEC Games: 528 vs. Alabama (11/03/01)

Scoring Defense

Allowed 0 points

All Games: 0 vs. Southeastern La. (09/08/18)
SEC Games: 0 at Mississippi State (08/30/07)

Allowed 3 or fewer points....

All Games: 3 vs. Georgia Southern (08/31/19)
SEC Games: 3 vs. Mississippi State (10/20/18)

Allowed 7 or fewer points....

All Games: 7 vs. Texas A&M, (11/30/19)
SEC Games: 7 vs. Texas A&M, (11/30/19)

Allowed 10 or fewer points..

All Games: 10 vs. Georgia, (12/07/19)
SEC Games: 10 vs. Georgia, (12/07/19)

Allowed 14 or fewer points

All Games: 10 vs. Georgia, (12/07/19)
SEC Games: 10 vs. Georgia, (12/07/19)

Total Defense

Allowed fewer than 75 total yards

All Games: 70 vs. Louisiana-Lafayette (10/05/02)
SEC Games: 69 at Kentucky (10/15/66)

Allowed fewer than 100 total yards

All Games: 98 vs. Georgia Southern (08/31/19)
SEC Games: 90 vs. Auburn (10/13/73)

Allowed fewer than 125 total yards

All Games: 98 vs. Georgia Southern (08/31/19)
SEC Games: 114 vs. Kentucky (10/19/85)

Allowed fewer than 150 total yards

All Games: 98 vs. Georgia Southern (08/31/19)
SEC Games: 135 vs. Vanderbilt (09/11/10)

Allowed fewer than 175 total yards

All Games: 169 vs. Texas A&M, (11/30/19)
SEC Games: 169 vs. Texas A&M, (11/30/19)

Allowed fewer than 200 total yards

All Games: 169 vs. Texas A&M, (11/30/19)
SEC Games: 169 vs. Texas A&M, (11/30/19)

Allowed fewer than 225 total yards

All Games: 169 vs. Texas A&M, (11/30/19)
SEC Games: 169 vs. Texas A&M, (11/30/19)

Allowed fewer than 250 total yards

All Games: 169 vs. Texas A&M, (11/30/19)
SEC Games: 169 vs. Texas A&M, (11/30/19)

Allowed fewer than 275 total yards

All Games: 169 vs. Texas A&M, (11/30/19)
SEC Games: 169 vs. Texas A&M, (11/30/19)

Allowed fewer than 300 total yards

All Games: 286 vs. Georgia, (12/07/19)
SEC Games: 286 vs. Georgia, (12/07/19)

Rushing Defense

Allowed fewer than 0 yards

All Games: -5 vs. BYU (09/02/17)
SEC Games: 0 at South Carolina (10/18/03)

Allowed fewer than 10 yards

All Games: -5 vs. BYU (09/02/17)
SEC Games: 10 at Mississippi State (08/30/07)

Allowed fewer than 20 yards

All Games: 19 vs. Utah State (10/05/19)
SEC Games: 16 at Arkansas (11/10/18))

Allowed fewer than 30 yards

All Games: 19 vs. Utah State (10/05/19)
SEC Games: 16 at Arkansas (11/10/18)

Allowed fewer than 40 yards

All Games: 19 vs. Utah State (10/05/19)
SEC Games: 16 at Arkansas (11/10/18)

Allowed fewer than 50 yards

All Games: 19 vs. Utah State (10/05/19)
SEC Games: 16 at Arkansas (11/10/18)

Allowed fewer than 60 yards

All Games: 19 vs. Utah State (10/05/19)
SEC Games: 16 at Arkansas (11/10/18)

Allowed fewer than 70 yards

All Games: 61 vs. Georgia (12/07/19)
SEC Games: 61 vs. Georgia (12/07/19)

Allowed fewer than 80 yards

All Games: 61 vs. Georgia (12/07/19)
SEC Games: 761 vs. Georgia (12/07/19)

Allowed fewer than 90 yards

All Games: 61 vs. Georgia (12/07/19)
SEC Games: 61 vs. Georgia (12/07/19)

Allowed fewer than 100 yards

All Games: 61 vs. Georgia (12/07/19)
SEC Games: 61 vs. Georgia (12/07/19)

Passing Defense

Allowed 0 passing yards

All Games: 0 vs. Alabama (11/06/71)
SEC Games: 0 vs. Alabama (11/06/71)

Allowed 25 or fewer passing yards

All Games: 24 vs. Georgia Southern (08/31/19)
SEC Games: 23 vs. Arkansas (11/27/93)

Allowed 50 or fewer passing yards

All Games: 24 vs. Georgia Southern (08/31/19)
SEC Games: 47 at Ole Miss (11/19/11)

Allowed 75 or fewer passing yards

All Games: 24 vs. Georgia Southern (08/31/19)
SEC Games: 59 vs. Mississippi State (10/20/18)

Allowed 100 or fewer passing yards

All Games: 97 vs. Texas A&M, (11/30/19)
SEC Games: 97 vs. Texas A&M, (11/30/19)

Allowed 125 or fewer passing yards

All Games: 97 vs. Texas A&M, (11/30/19)
SEC Games: 97 vs. Texas A&M, (11/30/19)

Allowed 150 or fewer passing yards

All Games: 97 vs. Texas A&M, (11/30/19)
SEC Games: 97 vs. Texas A&M, (11/30/19)

Allowed 175 or fewer passing yards

All Games: 97 vs. Texas A&M, (11/30/19)
SEC Games: 97 vs. Texas A&M, (11/30/19)

Allowed 200 or fewer passing yards

All Games: 97 vs. Texas A&M, (11/30/19)
SEC Games: 97 vs. Texas A&M, (11/30/19)

Individual Rushing

Had a player rush for 100 or more yards

All Games: 188 by Clyde Edwards-Helaire vs. Arkansas (11/23/19)
SEC Games: 188 by Clyde Edwards-Helaire vs. Arkansas (11/23/19)

Had a player rush for 150 or more yards

All Games: 188 by Clyde Edwards-Helaire vs. Arkansas (11/23/19)
SEC Games: 188 by Clyde Edwards-Helaire vs. Arkansas (11/23/19)

Had a player rush for 200 or more yards

All Games: 276 by Derrius Guice vs. Ole Miss (10/21/17)
SEC Games: 276 by Derrius Guice vs. Ole Miss (10/21/17)

Had a player rush for 225 or more yards

All Games: 276 by Derrius Guice vs. Ole Miss (10/21/17)
SEC Games: 276 by Derrius Guice vs. Ole Miss (10/21/17)

Had a player rush for 2 or more TDs

All Games: 3 by Clyde Edwards-Helaire vs. Arkansas (11/23/19)
SEC Games: 3 by Clyde Edwards-Helaire vs. Arkansas (11/23/19)

Had a player rush for 3 or more TDs

All Games: 3 by Clyde Edwards-Helaire vs. Arkansas (11/23/19)
SEC Games: 3 by Clyde Edwards-Helaire vs. Arkansas (11/23/19)

Had a player rush for 4 or more TDs

All Games: 4 by Derrius Guice at Texas A&M (11/24/16)
SEC Games: 4 by Derrius Guice at Texas A&M (11/24/16)

Had a player rush for 5 or more TDs

All Games: 5 by Kevin Faulk at Kentucky (11/01/97)
SEC Games: 5 by Kevin Faulk at Kentucky (11/01/97)

Individual Passing

Had a player pass for 200 or more yards

All Games: 349 by Joe Burrow vs. Georgia (12/07/19)
SEC Games: 349 by Joe Burrow vs. Georgia (12/07/19)

Had a player pass for 250 or more yards

All Games: 349 by Joe Burrow vs. Georgia (12/07/19)
SEC Games: 349 by Joe Burrow vs. Georgia (12/07/19)

Had a player pass for 300 or more yards.

All Games: 349 by Joe Burrow vs. Georgia (12/07/19)
SEC Games: 349 by Joe Burrow vs. Georgia (12/07/19)

Had a player pass for 350 or more yards

All Games: 352 by Joe Burrow vs. Texas A&M (11/30/19)
SEC Games: 352 by Joe Burrow vs. Texas A&M (11/30/19)

Had a player pass for 400 or more yards

All Games: 489 by Joe Burrow at Ole Miss (11/16/19)
SEC Games: 489 by Joe Burrow at Ole Miss (11/16/19)

Had a player pass for 450 or more yards

All Games: 489 by Joe Burrow at Ole Miss (11/16/19)
SEC Games: 489 by Joe Burrow at Ole Miss (11/16/19)

Had a player pass for 500 or more yards

All Games: 528 by Rohan Davey at Alabama (11/03/01)
SEC Games: 528 by Rohan Davey at Alabama (11/03/01)

Had a player pass for 2 or more TDs

All Games: 4 by Joe Burrow vs. Georgia (12/07/19)
SEC Games: 4 by Joe Burrow vs. Georgia (12/07/19)

Had a player pass for 3 or more TDs

All Games: 4 by Joe Burrow vs. Georgia (12/07/19)
SEC Games: 4 by Joe Burrow vs. Georgia (12/07/19)

Had a player pass for 4 or more TDs

All Games: 4 by Joe Burrow vs. Georgia (12/07/19)
SEC Games: 4 by Joe Burrow vs. Georgia (12/07/19)

Had a player complete 20 or more passes

All Games: 28 by Joe Burrow vs. Georgia (12/07/19)
SEC Games: 28 by Joe Burrow vs. Georgia (12/07/19)

Had a player complete 25 or more passes

All Games: 28 by Joe Burrow vs. Georgia (12/07/19)
SEC Games: 28 by Joe Burrow vs. Georgia (12/07/19)

Had a player complete 30 or more passes

All Games: 32 by Joe Burrow at Ole Miss (11/17/19)
SEC Games: 32 by Joe Burrow at Ole Miss (11/17/19)

Had a player complete 35 or more passes

All Games: 35 by Rohan Davey at Alabama (11/03/01)
SEC Games: 35 by Rohan Davey at Alabama (11/03/01)

Had a player complete 15 straight passes

All Games: 17 by Rohan Davey vs. Arkansas-6 (11/26/99), vs. Western Carolina-11 (09/02/00) and 17 by Matt Mauck vs. Arizona-11 (09/06/03), vs. Western Illinois-6 (09/13/03) and 17 by Joe Burrow at Ole Miss (11/16/19)

Had a player throw 30 or more passes

All Games: 38 by Joe Burrow vs. Georgia (12/07/19)
SEC Games: 38 by Joe Burrow vs. Georgia (12/07/19)

Had a player throw 35 or more passes

All Games: 38 by Joe Burrow vs. Georgia (12/07/19)
SEC Games: 38 by Joe Burrow vs. Georgia (12/07/19)

Had a player throw 40 or more passes

All Games: 42 by Joe Burrow at Ole Miss (11/16/19)
SEC Games: 42 by Joe Burrow at Ole Miss (11/16/19)

Had a player throw 45 or more passes

All Games: 51 by Brandon Harris at Ole Miss (11/21/15)
SEC Games: 51 by Brandon Harris at Ole Miss (11/21/15)

Had a player throw 50 or more passes

All Games: 51 by Brandon Harris at Ole Miss (11/21/15)
SEC Games: 51 by Brandon Harris at Ole Miss (11/21/15)

Individual Receiving

Had a player with 9 or more receptions in a game

All Games: 9 by Justin Jefferson at Ole Miss (11/16/19)
SEC Games: 9 by Justin Jefferson at Ole Miss (11/16/19)

Had a player with 10 or more receptions in a game

All Games: 10 by Justin Jefferson vs. Florida (10/12/19)
SEC Games: 10 by Justin Jefferson vs. Florida (10/12/19)

Had a player with 11 or more receptions in a game

All Games: 12 by Brandon LaFell vs. Troy (11/15/08)
SEC Games: 12 by Michael Clayton at Alabama (11/15/03)

Had a player with 12 or more receptions in a game

All Games: 12 by Brandon LaFell vs. Troy (11/15/08)
SEC Games: 12 by Michael Clayton at Alabama (11/15/03)

Had a player with 13 or more receptions in a game

All Games: 14 by Josh Reed vs. Illinois (01/01/02 - Sugar Bowl)
SEC Games: 19 by Josh Reed at Alabama (11/03/01)

Had a player with 14 or more receptions in a game

All Games: 14 by Josh Reed vs. Illinois (01/01/02 - Sugar Bowl)
SEC Games: 19 by Josh Reed at Alabama (11/03/01)

Had a player with 15 or more receptions in a game

All Games: 19 by Josh Reed at Alabama (11/03/01)
SEC Games: 19 by Josh Reed at Alabama (11/03/01)

Had a player receive 100 or more yards

All Games: 115 by Justin Jefferson vs. Georgia (12/07/19)
SEC Games: 115 by Justin Jefferson vs. Georgia (12/07/19)

Had a player receive 150 or more yards

All Games: 197 by Ja'Marr Chase vs. Texas A&M (11/30/19)
SEC Games: 197 by Ja'Marr Chase vs. Texas A&M (11/30/19)

Had a player receive 200 or more yards

All Games: 227 by Ja'Marr Chase at Ole Miss (11/16/19)
SEC Games: 227 by Ja'Marr Chase at Ole Miss (11/16/19)

Had a player receive 250 or more yards

All Games: 293 by Josh Reed at Alabama (11/03/01) - school record
SEC Games: 293 by Josh Reed at Alabama (11/03/01) - school record

Had a player receive for 2 or more TDs

All Games: 2 by Terrace Marshall Jr. vs. Georgia (12/07/19)
SEC Games: 2 by Terrace Marshall Jr. vs. Georgia (12/07/19)

Had a player receive for 3 or more TDs

All Games: 3 by Ja'Marr Chase at Ole Miss (11/16/19)
SEC Games: 3 by Ja'Marr Chase at Ole Miss (11/16/19)

Had a player receive for 4 or more TDs

All Games: 4 by Ja'Marr Chase at Vanderbilt (09/21/19)
SEC Games: 4 by Ja'Marr Chase at Vanderbilt (09/21/19)

Had a player receive for 5 or more TDs

All Games: 5 by Carlos Carson vs. Rice (09/24/77)
SEC Games: Never



46 ANDRE ANTHONY

Outside Linebacker

6-4 • 238 • Jr. • 1L

New Orleans, La.

Edna Karr High School

JUNIOR SEASON (2019)

Has seen action in eight games with starts against Northwestern State and Vanderbilt ... Credited for a pair of tackles at Vanderbilt ... Finished with three tackles and PBU against Northwestern State ... Sacked Texas quarterback Sam Ehlinger in the fourth quarter ... Totaled a pair of tackles against Georgia Southern.

ANDRE ANTHONY'S CAREER HIGHS

Tackles: 5 at Auburn, 2018

Tackles for loss: 1 at Texas, 2019


Sacks: 1 at Texas, 2019

Quarterback Hurries: 1, 2x (Last: vs. Ole Miss, 2018)

Fumble recoveries: 1 vs. Southeastern Louisiana, 2018

ANDRE ANTHONY'S CAREER STATISTICS

YEAR	G-GS	UT	AT	TT	TFL	Sacks	PD	QBH	INT	FF	FR
2017	0-0	0	0	0	0	0	0	0	0	0	0
2018	13-3	5	9	14	0.5-4	0.5-4	0	2	0	0	1
2019	8-2	4	5	9	1.0-2	1.0-2	1	0	0	0	0
Total	21-5	9	14	23	1.5-6	1.5-6	1	2	0	0	1



32 AVERY ATKINS

Placekicker/Kickoff Specialist

6-1 • 210 • So. • 1L

Auburn, Ala.

Auburn High School

2018 SEC First-Year Academic Honor Roll

SOPHOMORE SEASON (2019)

LSU's kickoff specialist that routinely drives kickoffs through the endzone ... In 13 games, has 114 kickoffs with 96 of those going for touchbacks ... The 114 kickoffs are the most in college football this year as are the 96 touchbacks ... The next closest team in touchbacks in 2019 is Clemson with 73 ... LSU has allowed on 14 kickoff returns all year for a total of 272 yards with the longest return against the Tigers going for 32 yards.

ATKINS' CAREER HIGHS

Kickoffs: 11, 3x (Last: at Ole Miss, 2019)

Kickoff Yards: 715 at Vanderbilt, 2019

Touch backs: 11 at Vanderbilt, 2019

ATKINS' CAREER KICKOFF STATISTICS

YEAR	G	NO.	YDS.	AVG.	TB	OB
2018	13	79	5,014	63.5	71	0
2019	13	114	7,145	62.7	96	1
Total	26	193	12,159	63.0	167	1



23 MICAH BASKERVILLE

Linebacker

6-1 • 228 • So. • 1L

Shreveport, La.

Evangel Christian Academy

SOPHOMORE SEASON (2019)

Has played in 11 games in 2019, mostly on special teams ... Credited with at least one tackle in nine games and ... Had two tackles, including a tackle for loss at Ole Miss ... Credited for two tackles against Auburn with one on special teams ... Recorded a pair of tackles at Mississippi State ... Against Vanderbilt, blocked a punt and returned it for a touchdown ... Also recovered an onside kick and returned it to the Vandy 1-yard line.

MICAH BASKERVILLE'S CAREER HIGHS

Tackles: 11 at Florida, 2018

Tackles for loss: 2 vs. Utah State, 2019

MICAH BASKERVILLE'S CAREER STATISTICS

YEAR	G-GS	UT	AT	TT	TFL	Sacks	PD	QBH	INT	FF	FR
2018	8-1	7	11	18	0.5-1	0.0-0	0	0	0	0	0
2019	11-0	10	5	15	4.0-10	1.0-1	1	0	0	0	0
Total	19-1	17	16	33	4.5-11	1.0-1	1	0	0	0	0



15 MYLES BRENNAN

Quarterback

6-5 • 183 • So. • 1L

Long Beach, Miss.

St. Stanislaus High School

SOPHOMORE SEASON (2019)

Backup quarterback ... Played in nine games with no starts ... Connected on 21-of-37 passes for 314 yards and one TD ... Threw TD pass in win over Texas A&M ... Best overall game came against Northwestern State, going 8-of-9 for 115 yards ... Went 7-of-12 for 72 yards vs. Georgia Southern in season-opener ... Rushed nine times for 41 yards ... Has seen action in 16 games during his career ... Redshirted as a true sophomore in 2018.

MYLES BRENNAN'S CAREER PASSING HIGHS

Pass attempts: 12 vs. Georgia Southern, 2019

Pass completions: 8 vs. Northwestern State, 2019

Pass yards: 115 vs. Northwestern State, 2019

Pass TDs: 1, 2x (Last: vs. Texas A&M, 2019)

Had intercepted: 1, 3x (Last: at Vanderbilt, 2019)

Long pass: 58 vs. Texas A&M, 2019

MYLES BRENNAN'S CAREER RUSHING HIGHS

Rush attempts: 3, 2x (Last: vs. Georgia Southern, 2019)

Rush yards: 14 at Vanderbilt, 2019

Long rush: 9, 2x (Last: at Vanderbilt, 2019)

MYLES BRENNAN'S CAREER STATISTICS

PASSING

YEAR	G-GS	COMP	ATT	INT	YDS	TD	LONG
2017	6-0	14	24	2	182	1	48
2018	1-0	4	6	0	65	0	39
2019	9-0	21	35	1	355	1	58 (TD)
Total	16-0	39	67	3	561	2	58 (TD)

RUSHING

YEAR	ATT	YDS	TD	LONG
2017	9	-6	0	6
2018	0	0	0	0
2019	9	41	0	9
Total	18	35	0	9



9 MARCEL BROOKS

Safety

6-2 • 194 • Fr. • HS

Fort Worth, Texas

Marcus High School

TRUE FRESHMAN SEASON (2019)

Has established himself as a pass rushing threat on passing down situations for the Tigers ... Explodes off the ball ... Disruptive to the quarterback whether he makes a play or not ... Extremely difficult to block due to his quick first step ... Played in 10 games with no starts ... Has eight tackles and 1.5 sacks to his credit ... Sack came against Florida and had a half-sack vs. Texas A&M.

MARCEL BROOKS' CAREER PASSING HIGHS

Tackles: 3 at Ole Miss, 2019

Sacks: 1.0 vs. Florida, 2019

Tackles for Loss: 1.0 vs. Florida, 2019

MARCEL BROOKS' CAREER STATISTICS

YEAR	G-GS	UT	AT	TT	TFL	Sacks	PD	QBH	INT	FF	FR
2019	10-0	2	6	8	1.5-13	1.5-13	0	3	0	0	0
Total	10-0	2	6	8	1.5-13	1.5-13	0	3	0	0	0



9 JOE BURROW

Quarterback
6-4 • 216 • Sr. • 1L
Athens, Ohio
Athens HS/Ohio State

2019 Heisman Memorial Trophy Winner
2019 National Player of the Year (AP)
2019 Maxwell Award Winner
2019 Walter Camp Award Winner
2019 Davey O'Brien Award Winner
2019 Johnny Unitas Golden Arm Award Winner
2019 Manning Award Finalist
2019 Unanimous All-American
2019 First-Team All-American (AFCA, AP, Athletic, CBS, ESPN, FWA, Sporting News, Sports Illustrated, USA Today, Walter Camp)
2019 SEC Offensive Player of the Year (AP, unanimous)
2019 All-SEC First Team (AP, unanimous; Coaches)
2019 SEC Championship Game MVP
2019 LSU Permanent Team Captain
2018 LSU Permanent Team Captain

GAME HONORS

2019 Davey O'Brien Award National Quarterback of the Week (at Texas, vs. Florida, at Alabama)
2019 Maxwell Award Player of the Week (vs. Texas, at Alabama)
2019 Walter Camp National Player of the Week (at Alabama)
2019 SEC Player of the Week (vs. Georgia Southern, at Texas, at Vanderbilt, vs. Florida, at Alabama)
2019 Davey O'Brien Great Eight List (at Vanderbilt, vs. Utah State)
2019 Fiesta Bowl Offensive Player of the Game (vs. UCF)
2018 Davey O'Brien Great Eight List (vs. Georgia, vs. Ole Miss)
2018 SEC Player of the Week (at Auburn, vs. Ole Miss)

ACADEMIC HONORS

2019 LSU Graduate (M.A. in the Liberal Arts)
2018 SEC Academic Honor Roll
2018 Ohio State University Graduate (B.A. Consumer & Family Financial Services)
2016 Academic All-Big Ten Conference
2016 Ohio State Scholar-Athlete

The most decorated player in the history of LSU football and the winner of the 2019 Heisman Memorial Trophy - the most prestigious award in college sports ... Won the Heisman Trophy by the largest margin in the 85-year history of the award ... Joins the late Billy Cannon as LSU's two Heisman Trophy recipients ... Winner of the Maxwell, Walter Camp, Davey O'Brien and Johnny Unitas Golden Arm Awards in 2019 ... Also named AP National Player of the Year ... A unanimous All-America, the first quarterback and 10th player in LSU history to earn the honor ... Just the second first team All-America quarterback in school history, joining the "Ruston Rifle" Bert Jones, who was named All-America in 1972 ... Named the AP and Coaches' SEC Offensive Player of the Year ... A unanimous First-Team All-SEC selection by the AP ... In two seasons, is 23-3 overall as LSU's starting quarterback ... The second quarterback in school history with back-to-back 10 win seasons ... His 77.9 percent completion percentage in 2019 is on pace to break the NCAA record set by Colt McCoy (76.7) of Texas set in 2008 ... Has re-written the LSU record books in 2019, establishing school marks for passing yards (4,715), passing TDs (48), passing yards per game (362.7), completions (342), total offense (5,004) and total offense per game (384.9) ... Set the school record for passing yards in a season on Nov. 16 at Ole Miss, breaking the record of 3,347 set by Rohan Davey in 2001 ... Is the fourth player in SEC history to throw for 4,000 yards or more in a season ... Owns the SEC record for passing yards (4,715) and touchdowns in a season (48) ... The only player in the history of the league to throw for more than 4,000 yards and 40 or more touchdowns in a single season ... Has directed LSU to nine wins over Top-10 teams during his career, the most of any quarterback in school history ... Set the school record for passing touchdowns in a season in the seventh game of 2019, passing the previous record of 28 set by Matt Mauck (2003) and JaMarcus Russell (2006) ... Is the first player in school history to have four or more touchdown passes in five games of a season ... Owns 7,609 career passing yards, the fifth quarterback in school history with 6,000-plus passing yards and second with 7,000 yards or more ... Has completed 20+ passes in 16-straight games, the first quarterback in school history with four or more ... Owns 13 300-yard career passing games and 11 in 2019, both most in school history ... Has thrown for five of the top-10 most passing yards in a game in school history ... Set the school record for touchdown passes in a game (6) at Vanderbilt.

SENIOR SEASON (2019)

Led LSU to a SEC Championship victory with a 28-for-38 performance for 349 yards in the air and four touchdowns in 37-10 win over Georgia ... Named SEC Championship Game MVP for his performance ... Against Georgia, become the SEC's single-season passing TD record holder on his first passing touchdown of the contest ... In addition to his 349 passing yards, also caught a pass, hauling in a deflected ball for a 16-yard gain ... Set the SEC season passing yards record on Nov. 30 against Texas A&M after a 23-for-32 performance for 352 yards, three touchdowns and a career-long pass of 78 yards ... Threw for 327 yards and three touchdowns on 23 completions against Arkansas ... Set the school record for yards in a season with a 32-for-42 performance with 489 yards and five touchdowns on Nov. 16 at Ole Miss ... Matched his career high in completions and set a career high in yards against the Rebels ... Set the LSU record for consecutive completions at Ole Miss with 17 ... Went into Tuscaloosa and led the Tigers to the win over No. 2 Alabama with a 31-for-39 performance with 393 yards and three touchdowns ... Named the SEC Offensive Player of the Week, Walter Camp National Player of the Week, Maxwell Award Player of the Week and Davey O'Brien Quarterback of the Week after his performance in Tuscaloosa ... Completed 32 of 42 passes for 321 yards and one touchdown against No. 9 Auburn ... Also rushed for 31 yards with a touchdown on 13 attempts against Auburn ... Threw for 327 yards and four touchdowns on a 25-for-32 day at Mississippi State ... Connected with Justin Jefferson on an 18-yard pass in the third quarter against Mississippi State to set the single-season touchdown record of 29 ... Against No. 7 Florida, completed 21-of-24 for 284 yard and three touchdowns ... Completed 12 straight passes at one stretch against the Gators, which ranks as the third-longest streak in school history ... Named the SEC Offensive Player of the Week and Davey O'Brien National Quarterback of the Week after his performance against the Gators ... Threw for five touchdowns and rushed for another against Utah State, tying the most touchdowns responsible for in a game in school history ... Totaled 344 yards through the air against the Aggies ... Threw for a school-record six touchdowns against Vanderbilt, breaking the previous record of five set by Zach Mettenberger and tied by Burrow against Georgia Southern (2019) and Ole Miss (2018) ... Was 25-of-24 for 398 yards against Vanderbilt ... His 357 passing yards in the first half against Vandy marked the most by an LSU player in a first half in school history ... Finished 21-of-24 with two touchdowns and 373 yards against Northwestern State ... His 87.5 completion percentage is third-best in school history ... Had a record day at Texas, leading LSU to its first top-10 non-conference road win in school history ... Finished 31-of-39 for 471 yards and four touchdowns in Austin for the third-most yards and completions in a game in school history ... Connected with Justin Jefferson (163), Ja'Marr Chase (147) and Terrace Marshall Jr. (123) against the Longhorns for the first game in school history with three receivers with more than 100 yards in a game ... Hit Jefferson on a 61-yard TD on third-and-sixteen with 2:27 remaining in the game to seal the Tigers' victory ... Named the SEC Offensive Player of the Week, Davey O'Brien National Quarterback of the Week and Maxwell Award Player of the Week after his performance at Texas ... Opened the 2019 season against Georgia Southern by leading the LSU offensive to fives-straight touchdown drives ... Finished 23-of-27 for 278 yards and five touchdowns ... Tied the then school record for touchdown passes in a game with five against Georgia Southern ... Named the SEC Offensive Player of the Week.

JOE BURROW'S CAREER STATISTICS

PASSING

YEAR	G-GS	COMP	ATT	PCT.	YDS	TD	INT	LONG
2018	13-13	219	379	57.8	2,894	16	5	71 (TD)
2019	13-13	342	439	77.9	4,715	48	6	78 (TD)
TOTAL	26-26	561	818	68.6	7,609	64	11	78 (TD)

RUSHING

YEAR	ATT	YDS	AVG.	TD	LONG
2018	128	399	3.1	7	59
2019	96	289	3.0	3	22
TOTAL	224	688	3.1	10	59

JOE BURROW'S CAREER PASSING HIGHS

Completions: 32, 2x (Last: at Ole Miss, 2019)
 Attempts: 42, 2x (Last: at Ole Miss, 2019)
 Yards: 489 at Ole Miss, 2019
 Long: 78 vs. Arkansas, 2019
 Touchdowns: 6 at Vanderbilt, 2019

JOE BURROW'S CAREER RUSHING HIGHS

Attempts: 29 at Texas A&M, 2018
 Yards: 100 at Texas A&M, 2018
 Long: 59 vs. Georgia, 2018
 Touchdowns: 3 at Texas A&M, 2018

JOE BURROW IN THE LSU RECORD BOOKS

PASSING RECORDS

Passing Yards (Game)

No. 2	489 at Ole Miss, 2019
No. 3	471 at Texas (2019)
No. 5	398 at Vanderbilt (2019)
No. 6	394 vs. Central Florida (2019 Fiesta Bowl)
No. 8	393 at Alabama (2019)

Passing Yards (Season)

No. 1	4,715 (2019)
No. 5	2,984 (2018)

Passing Yards (Career)

No. 2	7,609 (2018–Present)
-------	----------------------

TD Passes (Game)

No. 1	6 at Vanderbilt (2019)
No. 2	5 vs. Georgia Southern (2019), vs. Utah State (2019), at Ole Miss (2019)

TD Passes (Season)

No. 1	48 (2019)
-------	-----------

Attempts (Season)

No. 1	439 (2019)
No. 2	379 (2018)

Completions (Game)

No. 3	32 vs. Auburn (2019) and at Ole Miss (2019)
No. 5	31 at Texas (2019) and at Alabama (2019)

Completions (Season)

No. 1	342 (2019)
No. 4	219 (2018)

Completion Percentage (Game)

No. 3	87.5, 21-24 vs. Northwestern State (2019) and vs. Florida (2019)
-------	--

Consecutive Passes Without an Interception (Game)

No. 6	38 vs. Texas A&M
-------	------------------

Consecutive Passes Without an Interception (Season)

No. 1	158 (2018)
-------	------------

Consecutive Completions

No. 1	17 at Ole Miss (2019)
No. 5	13 at Alabama (2019)
No. 6	12 at Vanderbilt (2019), vs. Florida (2019) and vs. Arkansas (2019)

Pass Yards Gained Per Play (Game)

No. 4	11.58 vs. Central Florida (2019 Fiesta Bowl)
-------	--

Passing Yards Per Game (Season)

No. 5	222.6 (2018)
-------	--------------

300-Yard Passing Games (Season)

No. 1	11 (2019)
-------	-----------

300-Yard Passing Games (Career)

No. 1	13
-------	----

RUSHING RECORDS

Rushing Touchdowns by a QB (Game)

tNo. 1	3 vs. Texas A&M (2018)
--------	------------------------

Rushing Touchdowns by a QB (Season)

tNo. 1	7 (2018)
--------	----------

Rushing Yards by a QB (Game)

tNo. 8	100 vs. Texas A&M (2018)
--------	--------------------------

Rushing Yards by a QB (Season)

No. 5	399 (2018)
-------	------------

TOTAL OFFENSE RECORDS

Total Plays (Game)

No. 1	67 vs. Texas A&M (2018) – 38 passing, 29 rushing
-------	--

Total Plays (Season)

No. 1	507 (2018) – 379 passing, 128 rushing
-------	---------------------------------------

Total Yards (Game)

No. 2	515 at Ole Miss (2019) – 489 pass, 26 rush
No. 3	479 at Texas (2019) – 471 pass, 8 rush
No. 4	457 at Alabama (2019) – 393 pass, 64 rush
No. 6	418 vs. Central Florida (2019 Fiesta Bowl) – 394 pass, 24 rush
No. 7	403 vs. Northwestern State (2019) – 373 pass, 30 rush
No. 9	388 vs. Ole Miss, 2018 – 292 pass, 96 rush
No. 10	386 vs. Utah State (2019) – 344 pass, 42 rush

Touchdowns Responsible For (Game)

No. 1	6 vs. Utah State – 5 passing, 1 rushing
	6 at Vanderbilt (2019) – 6 passing
	6 vs. Texas A&M (2018) – 3 rushing, 3 passing

Touchdowns Responsible For (Season)

No. 1	41 (2019) – 48 passing, 3 rushing
-------	-----------------------------------

BOWL GAME RECORDS

Passing Attempts

tNo. 4	34 vs. Central Florida (2019 Fiesta Bowl)
--------	---

Passing Completions

tNo. 2	21 vs. Central Florida (2019 Fiesta Bowl)
--------	---

Passing Yards

No. 2	394 vs. Central Florida (2019 Fiesta Bowl)
-------	--

Passing Touchdowns

tNo. 1	4 vs. Central Florida (2019 Fiesta Bowl)
--------	--



44 TORY CARTER

Fullback

6-2 • 259 • Jr. • 2L

Valdosta, Ga.

Lee County High School

JUNIOR SEASON (2019)

Saw action in nine games with no starts ... A converted fullback that sees action at tight end and special teams ... Has one reception for seven yards for the year, that coming against Northwestern State.

TORY CARTER'S CAREER STATISTICS

RUSHING

YEAR	G-GS	ATT	YDS.	TD	LONG
2017	12-1	0	0	0	0
2018	12-4	2	4	0	2
2019	9-0	0	0	0	0
Total	32-5	2	4	0	2

RECEIVING

YEAR	REC.	YDS.	TD	LONG
2017	6	61	1	28
2018	4	39	1	12
2019	1	7	0	7
Total	11	107	2	28



18 K'LAVON CHAISSON

Outside Linebacker

6-4 • 238 • So. • 1L

Houston, Texas

North Shore High School

18

- 2019 No. 18 Jersey
- 2019 LSU Permanent Team Captain
- 2019 All-SEC First Team (Coaches)
- 2019 All-SEC Second Team (AP)
- 2018 SEC Academic Honor Roll
- 2017 SEC Academic Honor Roll
- 2017 Freshman All-SEC

SOPHOMORE SEASON (2019)

Disruptive pass rusher on the edge ... Impacts the quarterback on nearly every passing play ... Extremely quick first step with outstanding technique ... First team All-SEC from the SEC Coaches and second team All-SEC from the AP ... Twice named to the SEC Academic Honor Roll with overall grade point average of over 3.0 ... Named a permanent captain for the 2019 squad ... Played in 11 games with 11 starts ... Fifth on the LSU team in tackles with 52 in eleven games ... Also owns 11.5 tackles for loss, six QB hurries and 4.5 sacks ... Sacked Georgia QB Jake Fromm in the SEC Championship game and finished with four tackles ... LSU's leading tackler against Texas A&M with six tackles and 1.5 sacks ... Finished with four tackles and a TFL against Arkansas ... Set a career high in tackles with 10 and tallied 3.5 tackles for loss at Alabama ... Finished against Auburn with six tackles and a QB hurry ... Credited with two QB hurries, a pass breakup and a pair of tackles at Mississippi State ... LSU's leading tackler against Florida with eight tackles, three tackles for loss and a sack ... Stopped Florida quarterback Kyle Trask on 4th and Goal for a loss of two yards with less than a minute remaining to seal the win for the Tigers ... Returned to the field against Utah State after missing games against Northwestern State and Vanderbilt ... Recorded five tackles at Texas ... Returned to the field for the season opener against Georgia Southern after missing the 2018 season with a torn ACL and finished with five tackles and his first forced fumble.

K'LAVON CHAISSON'S CAREER HIGHS

Tackles: 10 at Alabama, 2019

Tackles for Loss: 3.5 at Alabama, 2019

Sacks: 2.0 vs. Chattanooga, 2017

Force Fumbles: 1 vs. Georgia Southern, 2019

Quarterback Hurries: 2 at Mississippi State, 2019

Interceptions: 0

Pass Breakups: 1, 3x (Last: at Mississippi State, 2019)

K'LAVON CHAISSON'S CAREER STATS

YEAR	G-GS	UT	AT	TT	TFL	Sacks	PD	QBH	INT	FF	FR
2017	12-3	9	18	27	4.5-20	2.0-15	2	2	0	0	0
2018	1-1	3	2	5	1.0-8	1.0-8	0	1	0	0	0
2019	11-11	26	26	52	11.5-74	4.5-42	2	6	0	1	0
Totals	24-15	38	46	80	17.0-102	7.5-65	4	9	0	1	0



77 SAAHDIQ CHARLES

Offensive Tackle

6-5 • 305 • Jr. • 2L

Jackson, Miss.

Madison-Ridgeland Academy

• 2019 Joe Moore Award Winner

JUNIOR SEASON (2019)

A part of the LSU offensive line that was named the Joe Moore Award winner for the top unit in the nation ... Played and started in seven games ... Saw action on a total of 498 snaps with 12 "finishes" ... Had his best overall game of season, grading out at 92 percent in win over Georgia in SEC Championship Game ... The 92 percent was the best among all offensive linemen in win over Bulldogs ... Key component of offense line that helped pave the way for LSU's record-setting offense ... Key contributor to the success of Heisman Trophy quarterback Joe Burrow and 1,200-yard rusher Clyde Edwards-Helaire ... Credited with a pair of finishes for the Tiger offense that put up 553 yards of offense against Texas A&M ... Helped the Tigers to more than 559 yards, including 166 on the ground against Alabama ... Graded out at 88 percent against one of the top defenses in the nation in Auburn, leading the way for Clyde Edwards-Helaire's 136 yards on the ground ... Played all 50 snaps against the vaunted Gators defensive line and earned an overall grade of 91 percent and totaled a pair of finishes.



1 JA'MARR CHASE

Wide Receiver

6-1 • 205 • So. • 1L

Harvey, La.

Archbishop Rummel High School

- **LSU Record Holder for Receiving Touchdowns in a Season (18)**
- **2019 Biletnikoff Award Winner**
- **2019 Unanimous All-American**
- **2019 First-Team All-American (AFCA, AP, Athletic, CBS, ESPN, FWA, Sporting News, Sports Illustrated, USA Today, Walter Camp)**
- **2019 All-SEC First Team (AP, unanimous; Coaches)**
- **2019 SEC Offensive Player of the Week (at Ole Miss)**

SOPHOMORE SEASON (2019)

The most decorated wide receiver in school history and the winner of the 2019 Biletnikoff Award as the top receiver in college football ... Joined Josh Reed (2001) as LSU's Biletnikoff Award winners ... Unanimous All-America after a record-setting sophomore season ... The first wide receiver and 11th player overall in LSU history to become a unanimous All-American ... A unanimous first team All-SEC selection by the AP ... Owns the LSU record for receiving touchdowns in a season and tied with Florida's Reidel Anthony for the SEC record ... Played and started 12 games ... 73 receptions for 1,498 yards and 18 TDs ... Only player in LSU history with two 200-yard receiving games during the regular season ... Joined quarterback Joe Burrow, running back Clyde Edwards-Helaire and wide receiver Justin Jefferson to make LSU the first team in SEC history with a 4,000 yard passer, a 1,000-yard rusher and two 1,000 yard receivers in the same season ... First on the squad in yards with 1,498 and touchdowns with 18 ... Second in receptions with 73 in 2019 ... Ranks second in school history in receiving yards in a season behind Josh Reed's SEC record of 1,740 set in 2001 ... Set the school record for receiving touchdowns in a season at Ole Miss, breaking Dwayne Bowe's record of 12 set in 2006 ... Surpassed 1,000 yards in a season at Ole Miss, the eighth 1,000 yard receiving season in school history ... Owns eight, 100-yard receiving games this season for the second most in school history ... Tied the SEC record for touchdowns on a 23-yard pass from Burrow to give LSU a 7-0 lead in the SEC Championship ... The leading receiver against Texas A&M with 197 yards, seven receptions and two touchdowns ... Caught six passes for 144 yards and two TDs against Arkansas ... Recorded his second, 200-yard receiving yard game at Ole Miss with eight receptions and three touchdowns for 227 yards ... Named the SEC Offensive Player of the Week after his performance at Ole Miss ... Totaled six receptions on 140 yards and a touchdown at Alabama ... LSU's leading receiver against No. 9 Auburn with 123 yards on eight receptions ... Finished with 48 yards and one TD on five receptions at Mississippi State ... Led the Tigers with 127 yards on seven receptions and two touchdowns against Florida ... Sealed the top-10 win over the Gators with a 54-yard touchdown with 5:43 remaining in the game ... Totaled three receptions on 54 yards with one touchdown against Utah State ... Set career highs against Vanderbilt with 10 receptions for 229 yards and four touchdowns ... Became the third player in school history with four or more touchdowns in a game and the first since 1989 (Tony Moss vs. Ohio) ... His 229 receiving yards against Vanderbilt marked the fourth-highest total ... The first LSU receiver with 200-plus yards since Odell Beckham Jr. against Furman in 2013 ... Totaled 147 yards on six receptions against Texas ... Against Texas was part of the first trio in school history, along with Jefferson (163 yards) and Marshall (123 yards), to finish with 100 receiving yards in a game.

JA'MARR CHASE'S CAREER HIGHS

Receptions: 10 at Vanderbilt, 2019

Receiving yards: 229 at Vanderbilt, 2019

Touchdowns: 4 at Vanderbilt, 2019

Long reception: 78 vs. Texas A&M, 2019

JA'MARR CHASE'S CAREER RECEIVING STATISTICS

YEAR	G-GS	REC.	YDS.	TD	LONG
2018	13-7	23	313	3	45
2019	12-12	73	1,498	18	78 (TD)
TOTAL	25-19	96	1,811	21	78 (TD)



35 DAMONE CLARK

Linebacker

6-4 • 238 • So. • 1L

Baton Rouge, La.

Southern Lab High School

SOPHOMORE SEASON (2019)

Starter at outside linebacker in LSU's base defense ... Played in 13 games with three starts ... Starts came against Georgia, Georgia Southern and Northwestern State ... Sixth on the LSU defense in tackles with 49 ... Totaled five tackles in the league title game ... Second on team with four tackles and sack in win over Texas A&M ... Opened year with career-best nine tackles in win over Georgia Southern in what was first start of his career ... Had six tackles in victory over Arkansas ... Credited for a sack for a 14-yard loss against Auburn.

DAMONE CLARK'S CAREER HIGHS

Tackles: 9 vs. Georgia Southern, 2019

Tackles for Loss: 1.5 at Vanderbilt, 2019

Sacks: 1.5 at Vanderbilt, 2019

DAMONE CLARK'S CAREER STATISTICS

YEAR	G-GS	UT	AT	TT	TFL	SACKS	PD	QBH	INT	FF	FR
2018	13-0	0	1	1	0-0	0-0	0	0	0	0	0-0
2019	13-3	16	33	49	4.0-33	3.5-32	0	0	0	0	0-0
Total	26-3	16	34	50	4.0-33	3.5-32	0	0	0	0	0-0



24 CHRIS CURRY

Running Back

6-0 • 219 • Fr. • RS

Lehigh Acres, Fla.

Lehigh High School

REDSHIRT FRESHMAN SEASON (2019)

Another member of LSU's talented backfield ... Also sees action on special teams ... Played in 12 games ... Rushed for 99 yards on 22 carries ... Caught two passes for 14 yards ... Had best game of season against Georgia, rushing for 26 yards on five carries ... Rushed six times for 24 yards vs. Utah State and 23 yards on two carries against Georgia Southern.

CHRIS CURRY'S CAREER HIGHS

Rush attempts: 6 vs. Utah State, 2019

Rushing yards: 26 vs. Georgia, 2019

Rushing TDs: None

Longest Rush: 20 vs. Georgia Southern, 2019

CHRIS CURRY'S CAREER RUSHING STATISTICS

YEAR	G-GS	Att.	Yards	TD	Long
2018	4-0	8	2	0	3
2019	12-0	22	99	0	20
TOTAL	16-0	30	101	0	20



79 LLOYD CUSHENBERRY III

Center
6-4 • 309 • Jr. • 2L
Carville, La.
Dutchtown High School

18

- 2019 Second Team All-American (AFCA, FWA)
- 2019 No. 18 Jersey
- 2019 LSU Graduate (B.A. Sport Administration)
- 2019 Joe Moore Award Winner
- 2019 LSU Football MVP
- 2019 LSU Permanent Team Captain
- 2016 SEC First-Year Academic Honor Roll

JUNIOR SEASON (2019)

LSU's starting center in 26-straight games ... Started alongside right guard Damien Lewis in all 26 of those games and LSU is 23-3 over that two-year span ... Has been the starting center for every game of Joe Burrow's career at LSU ... Graduated in December of 2019 with a degree in sports administration ... Leads team in total snaps with 882 ... The leader of the LSU line that was named the Joe Moore Award winner as the top offensive line in the nation ... Helped pave the way for 1,000-yard rusher Clyde Edwards-Helaire and block for Heisman Trophy Award winner Joe Burrow ... Second on the team in overall grade in the SEC Championship game on 74 snaps ... The highest graded lineman against Texas A&M ... Played 77 of 81 snaps in the win at Ole Miss and did not commit a penalty or allow a sack ... Led the way to LSU's 714 yards of total offense, the second most in a game and most in an SEC game in school history ... The Tigers top lineman at Alabama at 96 percent, leading the offense to more than 500 yards of total offense ... Graded out at 92 percent overall with three knockdowns for the Tigers against No. 9 Auburn ... LSU's top lineman against Mississippi State with a 94 percent overall grade and a pair of finishes ... Graded out 92 percent overall against Florida with a knockdown ... A part of the line that did not allow a sack and led the offense to 511 yards of total offense against the Gators ... Played 87 snaps and graded out as the top lineman with a finish against Utah State ... The center in all 59 snaps against Northwestern State and Vanderbilt ... Played all 71 snaps against Texas and earned a knockdown ... The anchor of the line that racked up 472 yards of total offense in the season opener against Georgia Southern.



3 TYRION DAVIS-PRICE

Running Back
6-1 • 226 • Fr. • HS
Baton Rouge, La.
Southern Lab High School

FRESHMAN SEASON (2019)

Hard-nosed running back that has made an impact as the backup to Clyde Edwards-Helaire in the LSU backfield ... Played in all 13 games ... Third on team (second among running backs) with 270 rushing yards and six TDs ... Has rushed for a TD in four straight games enter CFP Semifinal game ... Averaging 4.0 yards per carry ... Rushed for career-high 53 yards on 11 carries in win over Utah State ... Scored pair of TDs in win over Northwestern State ... Had 33-yard TD run to put the Tigers up for good, 35-28, in third quarter against Florida ... Rushed seven times for 24 yards and a score against Texas A&M ... Scored on a 4-yard run in second quarter in SEC Championship Game against Georgia ... Gave LSU a 14-6 lead on a two-yard run in the second quarter against Arkansas ... Carried the ball four times for 22 yards against Auburn ... Rushed for 49 yards on six attempts at Mississippi State ... Ran for 19 yards and a touchdown on four carries in his first SEC game at Vanderbilt ... Scored his first career touchdown on a 1-yard run against Northwestern State ... Added another TD with 2:12 left against the Demons on a 2-yard run ... Finished the night against NSU with 29 yards on seven carries ... Made his first career appearance against Georgia Southern and totaled five carries for 11 yards as well as a pair of catches for 24 yards.

TYRION DAVIS PRICE'S CAREER RUSHING HIGHS

Rush attempts: 11 vs. Utah State, 2019
 Rushing yards: 53 vs. Utah State, 2019
 Rushing TDs: 2 vs. Northwestern State, 2019
 Longest Rush: 33 vs. Florida, 2019

TYRION DAVIS PRICE'S CAREER RECEIVING HIGHS

Receptions: 2, 2x (Last: vs. Northwestern State, 2019)
 Receiving yards: 24 vs. Northwestern State, 2019
 Touchdowns: 0
 Long reception: 18 vs. Northwestern State, 2019

TYRION DAVIS PRICE'S CAREER RUSHING STATISTICS

YEAR	G-GS	Att.	Yards	TD	Long
2019	13-0	60	270	6	33 (TD)
TOTAL	12-0	60	270	6	33 (TD)



76 AUSTIN DECULUS

Offensive Tackle
6-7 • 321 • Jr. • 2L
Mamou, La.
Cy-Fair High School (Cypress, Texas)

JUNIOR SEASON (2019)

Most improved of LSU's offensive lineman in 2019 ... Played and started in 11 games, all at right tackle ... Had streak of 22 straight starts snapped against Ole Miss ... Missed Ole Miss and Arkansas games with injury and returned to action against Texas A&M ... The right tackle on the line that was named the Joe Moore Award winner as the top unit in the nation ... Helped pave the way for 1,000-yard rusher Clyde Edwards-Helaire and block for Heisman Trophy Award winner Joe Burrow ... Played 730 snaps with 11 finishes ... Helped the Tigers put up 37 points and 450-plus yards of total offense against Georgia in the SEC Championship Game ... Key member of offensive line that helped the Tigers to 500-plus yards of total offense against Texas A&M ... Graded out at 88 percent and totaled three knockdowns against Auburn ... Put together the best game of his career and graded out as the top tiger lineman at 96 percent with a pair of finishes at Mississippi State ... A part of the line that did not allow a sack and led the offense to 511 yards of total offense against the Gators ... Helped LSU to the win over Texas with three knockdowns.



7 GRANT DELPIT

Safety
6-3 • 203 • Jr. • 2L
Houston, Texas
IMG Academy

- 2019 Thorpe Award Winner
- 2019 Consensus All American
- 2019 First Team All-American (AFCA, Sporting News, Walter Camp)
- 2019 Second Team All-American (AP)
- 2019 First Team All-SEC (Coaches)
- 2019 Second Team All-SEC (AP)
- 2018 Unanimous All-American
- 2018 First Team All-American (Walter Camp, AP, FWA, Sporting News, AFCA, Sports Illustrated)
- 2018 Jack Tatum Award Winner (Columbus Ohio Touchdown Club)
- 2018 Nagurski Trophy Finalist
- 2018 Thorpe Award Semifinalist
- 2018 First Team All-SEC (Coaches, AP)
- 2018 SEC Defensive Player of the Week (vs. Mississippi State)
- 2018 Bednarik Award Player of the Week (vs. Mississippi State)

JUNIOR SEASON (2019)

One of the top defensive backs in LSU history, winning the Jim Thorpe Award as the nation's best defensive back in 2019 ... Became third player in LSU history to win the Thorpe Award, joining first round NFL Draft picks in Patrick Peterson (2010) and Morris Claiborne (2011) ... A consensus All-American at safety ... Became the first LSU player named first team Walter Camp All-America in consecutive seasons since running back Charles Alexander in 1977-78 ... LSU's starting safety in 12 games in 2019 ... Missed the Arkansas game with an injury ... In 13 games, has recorded 56 tackles, 3.0 tackles for loss, two interceptions and a sack ... Also added a fumble recovery and eight passes defended ... Sacked Georgia quarterback Jake Fromm in the SEC Championship and finished with three tackles ... Intercepted Texas A&M quarterback Kellen Mond and totaled three tackles ... Finished with five tackles, a PBU and .5 tackle for loss at Ole Miss ... Credited with five tackles and a PBU against Auburn ... Set a career high in tackles with 11 at Mississippi State ... LSU's leading tackler against Florida with eight ... Credited for a pair of huge pass breakups against the Gators ... Intercepted Utah State quarterback Jordan Love and finished with three tackles ... Second on the team in tackles with six and added a PBU at Vanderbilt ... Finished with three tackles at Texas and against Northwestern State ... Totaled five tackles, 1.5 tackles for loss and a fumble recovery in the season opener against Georgia Southern.

GRANT DELPIT'S CAREER HIGHS

Tackles: 11 at Mississippi State, 2019
Tackles for loss: 2.5 vs. Ole Miss, 2018
Sacks: 1, 5x (Last: vs. Arkansas, 2018)
Interceptions: 2, vs. Mississippi State, 2018
Pass breakups: 3 at Texas A&M, 2018
Fumble recoveries: 1, 2x (Last: vs. Georgia Southern, 2019)

GRANT DELPIT'S CAREER STATISTICS

YEAR	G-GS	UT	AT	TT	TFL	SACKS	PD	QBH	INT	FF	FR
2017	13-10	36	24	60	3.5-5	0.0-0	9	1	1-0	0	0-0
2018	13-13	46	28	74	9.5-53	5.0-44	14	4	5-1	1	1-0
2019	12-12	32	24	56	3.0-12	1.0-9	8	1	1-0	0	1-0
Total	38-35	114	76	190	16.0-70	6.0-53	29	6	7-1	1	2-0



22 CLYDE EDWARDS-HELAIRE

Running Back

5-9 • 212 • Jr. • 2L

Baton Rouge, La.

Catholic High School

- 2019 LSU Football MVP
- 2019 LSU Permanent Team Captain
- 2019 All-SEC First Team (AP, unanimous; Coaches)
- Paul Hornung Award Finalist
- SEC Offensive Player of the Week (at Alabama)

JUNIOR SEASON (2019)

Starter in all 13 games at running back ... First team All-SEC and a finalist for the Paul Hornung Award as the most versatile player in college football ... Had one of the most outstanding all-around seasons for a running back in school history with 1,290 rushing yards and 16 TDs to go along with 50 catches for 399 yards and a score ... Named LSU's MVP at the team's awards banquet on December 16 ... Led SEC in rushing TDs (16) and finished No. 2 in the league in rushing yards ... Fourth in SEC in rushing yards per game (99.23) ... Tied LSU single-season record for receptions by a running back with 50 (Garry James, 1985) ... Rushed for 100 or more yards six times, all coming in SEC games ... LSU is 6-0 in those games ... The 20th player in LSU history to eclipse 1,000 yards on the ground ... Went over the 1,000-yard mark on a career-long 89-yard TD run against Arkansas ... The 89-yard run was the fifth-longest in school history ... Is the 50th player in LSU to rush for 1,000 yards in a career ... Totaled 118 all-purpose yards in the SEC Championship game with 61 yards receiving and 57 coming on the ground ... Finished with 87 yards on the ground and a touchdown on 18 carries against Texas A&M ... Set a career high for rushing yards with 188 yards and matched his high for touchdowns with three on just six attempts against Arkansas ... Rushed for a then career-high 172 yards and a touchdown on 23 attempts at Ole Miss ... Named the SEC Offensive Player of the Week after totaling 103 yards on the ground and three touchdowns on 20 carries at Alabama ... Also had nine receptions for 77 yards and a touchdown against the Crimson Tide ... Ran for 136 yards and a touchdown on 26 attempts against No. 9 Auburn ... Scored from six yards out with 4:58 left in the third quarter to give the Tigers the lead for good ... Against No. 7 Florida, rushed for 134 yards and two touchdowns on 13 carries for an average of 10.3 yards per attempt ... Ripped off runs of 10, 57 and 39 against the Gators ... Scored on a 39-yard run in the first half and 5-yard run in the second half against Florida ... Finished with 72 yards on 14 attempts against Utah State ... Surpassed 100 yards for the third time in his career with 106 yards and one touchdown on 14 attempts at Vanderbilt ... Rushed for 50 yards and career-high two touchdowns on 13 attempts against Northwestern State ... Totaled 87 yards on 15 attempts against Texas ... Scored a crucial 12-yard touchdown against UT with 9:58 remaining in the fourth quarter to extend LSU's lead to 9 ... Started his first career game in the season opener against Georgia Southern and was LSU's leading rusher with 45 yards and one touchdown on nine carries.

CLYDE EDWARDS-HELAIRE'S CAREER RUSHING HIGHS

Rushing attempts: 26 vs. Auburn, 2019
Rushing yards: 188 vs. Arkansas, 2019
Rushing TDs: 3, 2x (Last: vs. Arkansas, 2019)
Long rush: 89 (TD) vs. Arkansas, 2019

CLYDE EDWARDS-HELAIRE'S CAREER RECEIVING HIGHS


Receptions: 9 at Alabama, 2019
Receiving yards: 77 at Alabama, 2019
Receiving TDs: 1 at Alabama, 2019
Long reception: 30 vs. Alabama, 2018

CLYDE EDWARDS-HELAIRE'S CAREER KICK RETURN HIGHS

Kick returns: 3, 3x (Last: vs. Northwestern State, 2019)
Kick return yards: 110 vs. UCF, 2019 Fiesta Bowl
Long kick return: 77 vs. UCF, 2019 Fiesta Bowl

CLYDE EDWARDS-HELAIRE'S CAREER RUSHING STATISTICS

YEAR	G-GS	No.	Yards	TD	Long
2017	13-0	9	31	0	10
2018	13-0	146	658	7	47
2019	13-13	197	1,290	16	89 (TD)
TOTAL	39-13	352	1,979	23	89 (TD)



19 DERRICK DILLON

Wide Receiver

5-11 • 184 • Sr. • 3L

Franklinton, La.

Pine High School

- 2019 LSU Graduate (B.A. interdisciplinary Studies)

SENIOR SEASON (2019)

Played in 12 games with three starts ... Starts came against Northwestern State, Utah State and Florida ... Has 13 receptions for 180 yards and a pair of TDs ... Caught two passes for 11 yards in SEC Championship Game ... Connected with Joe Burrow on a 37-yard TD at Mississippi State ... Other TD came against Utah State ... Graduated in December of 2019 with a degree in interdisciplinary studies.

DERRICK DILLON'S CAREER RECEIVING HIGHS

Receptions: 5 vs. Rice, 2018
Receiving yards: 86 vs. UCF, 2019 Fiesta Bowl
Receiving TDs: 1, 4x (Last: vs. Utah State, 2019)
Long Reception: 71 (TD) vs. Auburn, 2018

DERRICK DILLON'S CAREER RUSHING HIGHS

Rushing attempts: 2, 4x (Last: at Alabama, 2017)
Rushing yards: 30 vs. Florida, 2017
Rushing TDs: 0
Long rush: 30 vs. Florida, 2017

DERRICK DILLON'S CAREER RECEIVING STATISTICS

YEAR	G-GS	REC.	YDS.	TD	LONG
2016	8-0	0	0	0	0
2017	13-3	14	125	0	16
2018	13-5	22	307	2	71 (TD)
2019	12-3	13	180	2	37 (TD)
TOTALS	46-11	49	612	4	71 (TD)

DERRICK DILLON'S CAREER RUSHING STATISTICS

YEAR	ATT.	YARDS	TD	LONG
2016	0	0	0	0
2017	15	86	0	30
2018	3	1	0	1
2019	0	0	0	0
TOTALS	18	87	0	30

CLYDE EDWARDS-HELAIRE'S CAREER RECEIVING STATISTICS

YEAR	Rec.	Yards	TD	Long
2017	3	46	0	27
2018	11	96	0	30
2019	50	399	1	26
TOTAL	64	541	1	30

CLYDE EDWARDS-HELAIRE'S CAREER KICKOFF RETURNS STATISTICS

YEAR	No.	Yards	TD	Long
2017	13	247	0	26
2018	17	416	0	77
2019	10	214	0	38
TOTAL	40	877	0	77



4 JOHN EMERY JR.

Running Back
6-0 • 203 • Fr. • HS
St. Rose, La.
Destrehan High School

FRESHMAN SEASON (2019)

Played in nine games with no starts ... Rushed for 182 yards and three TDs on 36 carries ... Caught six passes for 60 yards ... Longest run of season came on 39-yard TD run against Arkansas ... Finished with 42 yards on two carries against Razorbacks ... Rushed for 51 yards on nine carries against Vanderbilt ... Scored TDs on runs of 6 yards vs. Vanderbilt and 4 yards vs. Northwestern State ... Carried eight times for 45 yards vs. Utah State.

JOHN EMERY JR.'S CAREER RUSHING HIGHS

Rushing attempts: 9 at Vanderbilt, 2019
Rushing yards: 51 at Vanderbilt, 2019
Rushing TDs: 1, 3x (Last: vs. Arkansas, 2019)
Long rush: 39 vs. Arkansas, 2019

JOHN EMERY JR.'S CAREER RECEIVING HIGHS

Receptions: 4 vs. Utah State, 2019
Receiving yards: 34 vs. Utah State, 2019
Receiving TDs: 0
Long reception: 17 vs. Georgia Southern, 2019

JOHN EMERY JR.'S CAREER RUSHING STATISTICS

YEAR	G-GS	No.	Yards	TD	Long
2019	9-0	36	182	3	39 (TD)
TOTAL	9-0	36	182	3	39 (TD)

JOHN EMERY JR.'S CAREER RECEIVING STATISTICS

YEAR	Rec.	Yards	TD	Long
2019	6	60	0	17
TOTAL	6	60	0	17



92 NEIL FARRELL JR.

Defensive End
6-5 • 295 • Jr. • 2L
Mobile, Ala.
Murphy High School

JUNIOR SEASON (2019)

Played in 13 games with three starts ... LSU's most productive defensive lineman in terms of tackles (44) and tackles for loss (6.5) ... Added 3.0 sacks and four QB hurries ... Opened season with career-best eight tackles against Georgia Southern ... Sacked Texas A&M quarterback Kellen Mond and forced a fumble against the Aggies ... Fourth on the team at Ole Miss with five tackles and 1.5 tackles for loss ... Helped force No. 9 Auburn into a three-and-out with a pair of tackles in the third quarter ... Credited with three tackles at Mississippi State ... Started his first SEC game against Florida and finished as the team's leading lineman with four tackles ... In his second career start, sacked Utah State quarterback and ended the day with three tackles ... Finished with four tackles, 1.0 tackle for loss and three quarterback hurries at Vanderbilt ... Made his first career start against Northwestern State and finished as LSU's top lineman in tackles with six.

NEIL FARRELL JR.'S CAREER HIGHS

Tackles: 8 vs. Georgia Southern, 2019
Tackles for Loss: 1.5, 2x (Last: vs. Utah State, 2019)
Sacks: 1.5 vs. Southeastern Louisiana, 2018

NEIL FARRELL JR.'S CAREER STATISTICS

YEAR	G-GS	UT	AT	TT	TFL	SACKS	PD	QBH	INT	FF	FR
2017	5-0	1	4	5	0.0-0	0.0-0	0	1	0	0	0
2018	10-0	10	13	23	4.0-22	1.5-14	1	2	0	0	0
2019	13-3	14	28	42	6.5-17	3.0-12	1	4	0	1	0
Total	28-3	25	45	70	10.5-36	4.5-26	2	7	0	1	0



91 BREIDEN FEHOKO

Defensive Line
6-4 • 291 • Sr. • 1L
Honolulu, Hawaii
Farrington High School/Texas Tech

SENIOR SEASON (2019)

Veteran leader on the defensive line for the Tigers ... Played in 13 games with four starts in 2019 ... Credited with 17 tackles, 6.0 tackles for loss and half sack ... Finished with two tackles against Arkansas ... Earned a tackle for loss on two tackles at Mississippi State ... Credited with a PBU and two tackles against No. 7 Florida ... Fourth on the team in tackles with three and also credited for a tackle for loss against Utah State ... Started at Vanderbilt and finished with four tackles and 2.5 tackles for loss ... Made his first start of 2019 against Northwestern State and earned a pair of tackles.

BREIDEN FEHOKO'S CAREER HIGHS

Tackles: 6 vs. Southeastern Louisiana, 2018
Tackles for Loss: 2.5, 2x (Last: vs. Auburn, 2019)
Sacks: 1.0 vs. Southeastern Louisiana, 2018

BREIDEN FEHOKO'S CAREER STATISTICS

YEAR	G-GS	UT	AT	TT	TFL	Sacks	PD	QBH	INT	FF	FR
2018	8-8	2	14	16	3.0-25	1.5-15	1	2	0	0	0-0
2019	13-4	8	9	17	6.0-20	0.5-5	1	2	0	0	0-0
Totals	21-12	10	23	33	9.0-45	2.0-20	2	4	0	0	0-0



48 BLAKE FERGUSON

Long Snapper
6-4 • 235 • Sr. • 3L
Smyrna, Ga.
Buford High School

- 2019 LSU Graduate (MBA)
- 2019 LSU Permanent Team Captain
- 2019 SEC Community Service Team
- 2019 Campbell Award Semifinalist
- 2018 First Team All-America (Phil Steele Magazine)
- 2018 Permanent LSU Team Captain
- 2018 SEC Community Service Team
- 2018 SEC Football Leadership Council Chair
- 2018 LSU Graduate (B.A. Marketing)
- 2018 SEC Academic Honor Roll
- 2017 SEC Academic Honor Roll
- 2016 SEC Academic Honor Roll
- 2015 SEC First-Year Academic Honor Roll

SENIOR SEASON (2019)

One of the top student-athletes in the history of the program ... By the time LSU faces Oklahoma in the CFP National Semifinal will have graduated with two degrees from LSU ... Graduated in three years with a undergraduate degree in marketing in 2018 and then followed that with a Master's in business administration in December of 2019 ... Four-year starter at long snapper for LSU, following his brother Reid, who was also a four-year starter at the position for the Tigers ... Reid is now the long snapper for the Buffalo Bills ... Played in 51 consecutive games ... Twice named permanent team captain in 2018 and 2019 becoming the first long snapper in LSU history to receive the honor ... Semifinalist for the Campbell Award as the nation's top student-athlete in college football ... Academic All-District ... Two-time chair of the SEC's Football Leadership Council ... Member of the SEC Community Service Team in 2018 and 2019.



25 CORDALE FLOTT

Cornerback
6-2 • 160 • Fr. • HS
Saraland, Ala.
Saraland High School

TRUE FRESHMAN SEASON (2019)

Another talented true freshman cornerback for the Tigers ... Can also play inside at the nickel spot ... Played in 12 games with one start ... Start came at the nickel position against Ole Miss ... Has 14 tackles and four passes defended ... Career-best five tackles vs. Ole Miss.

CORDALE FLOTT'S CAREER HIGHS

Tackles: 5 at Ole Miss, 2019
 Pass Breakups: 1, 4x (Last: vs. Arkansas, 2019)

CORDALE FLOTT'S CAREER STATS

YEAR	G-GS	UT	AT	TT	TFL	Sacks	PD	QBH	INT	FF	FR
2019	13-13	21	10	31	0-0	0-0	13	0	1-0	0	0
Totals	26-23	42	16	58	1.0-7	0-0	23	0	2-0	1	0



1 KRISTIAN FULTON

Cornerback
6-0 • 192 • Sr. • 2L
New Orleans, La.
Archbishop Rummel High School

- 2019 LSU Graduate (B.A. Sport Administration)
- 2019 Second Team All-SEC (AP)

SENIOR SEASON (2019)

One of the nation's top cornerbacks ... Teams with true freshmen Derek Stingley Jr. to form the nation's top cornerback duo ... Second team All-SEC by the AP ... Started all 13 games and finished with 31 tackles and 13 passes defended ... Had one interception ... Was targeted five times in the SEC Championship game and allowed one reception for 11 yards and added a PBU ... Only allowed seven yards on four targets against Texas A&M ... Added two pass breakups and three tackles against the Aggies ... Targeted just once against Arkansas ... Was not targeted at Ole Miss ... Against No. 2 Alabama, allowed just one reception on two targets and added a PBU ... Allowed just three receptions on seven targets against No. 9 Auburn ... Targeted five times at Mississippi State and only allowed one reception ... Intercepted MSU QB Garrett Shrader and had two PBUs ... Credited with a PBU and totaled three tackles against No. 7 Florida ... Finished with three tackles against Utah State ... Third on the team with tackles and also credited for a PBU at Vanderbilt ... Totaled a pair of pass breakups at Texas ... Graduated in December of 2019 with a degree in sports administration.

KRISTIAN FULTON'S CAREER HIGHS

Tackles: 5, 2x (Last: at Vanderbilt, 2019)
 Tackles for Loss: 1.0 vs. Arkansas, 2018
 Interceptions: 1, 2x (Last: at Mississippi State, 2019)
 Pass Breakups: 2, 6x (Last: vs. Texas A&M, 2019)

KRISTIAN FULTON'S CAREER STATS

YEAR	G-GS	UT	AT	TT	TFL	Sacks	PD	QBH	INT	FF	FR
2016	3-0	1	1	2	0-0	0-0	0	0	0	0	0
2017	0-0	0	0	0	0-0	0-0	0	0	0	0	0
2018	10-10	20	5	25	1.0-7	0-0	10	0	1-0	1	0
2019	13-13	21	10	31	0-0	0-0	13	0	1-0	0	0
Totals	26-23	42	16	58	1.0-7	0-0	23	0	2-0	1	0



14 MO HAMPTON JR.

Defensive Back
6-0 • 214 • Fr. • HS
Memphis, Tenn.
Memphis University High School

- SEC Freshman of the Week vs. Arkansas

TRUE FRESHMAN SEASON (2019)

Two-sport standout that has emerged as a player counted on for snaps in the secondary ... Will play baseball for LSU's nationally-ranked baseball team in the spring ... Played in 11 games with one start ... Started at safety in place of an injured Grant Delpit against Arkansas ... Has nine tackles and a pass breakup to his credit ... Named SEC Freshman of the Week for his performance against Arkansas (6 tackles) ... Had two tackles the following week vs. Texas A&M.

MO HAMPTON JR.'S CAREER HIGHS

Tackles: 2 vs. Texas A&M, 2019
 Pass Breakups: 1, vs. Texas A&M, 2019

MO HAMPTON JR.'S CAREER STATS

YEAR	G-GS	UT	AT	TT	TFL	Sacks	PD	QBH	INT	FF	FR
2019	11-1	5	4	9	0-0	0-0	1	0	0-0	0	0
Totals	11-1	5	4	9	0-0	0-0	1	0	0-0	0	0



4 TODD HARRIS JR.

Safety
5-11 • 186 • Jr. • 2L
Maringouin, La.
Plaquemine High School

JUNIOR SEASON (2019)

Played in three games with one start ... Suffered season-ending knee injury against Northwestern State in third game of season ... Started season-opener against Georgia Southern opposite Grant Delpit at safety... In three games, had three tackles, including one for a 4-yard loss.



57 CHASEN HINES

Guard
6-4 • 336 • So. • 1L
Marshall, Texas
Marshall High School

SOPHOMORE SEASON (2019)

Versatile lineman that can play either center or guard ... Backup to Lloyd Cushenberry at center ... Played in nine games with no starts ... Also sees action on special teams ... Saw most action of season against Vanderbilt (36 snaps at left guard).



62 SIAKI IKA

Nose Tackle
6-4 • 347 • Fr. • HS
Salt Lake City, Utah
East High School

FRESHMAN SEASON (2019)

Part of LSU's rotation at nose tackle ... True freshman that has made an immediate impact during his first year at LSU ... Enrolled at LSU in January of 2019 and went through spring practice which accelerated his development ... Played in 11 games with no starts ... Has 16 tackles, including 1.5 for loss ... Matched his career high in tackles against Arkansas with three... Credited for three tackles at Ole Miss ... Had a tackle and half-tackle for loss at Alabama ... Provided depth for the Tigers and helped clog the middle with a pair of tackles against the Gators ... Credited for a pair of tackles against Utah State ... Finished the game against Northwestern State with two tackles and tackle for loss ... Made his first career appearance in the season opener against Georgia Southern and recorded one tackle.

SIAKI IKA'S CAREER HIGHS

Tackles: 3, 2x (Last: vs. Arkansas, 2019)

Tackles for Loss: 1.0 vs. Northwestern State, 2019

Sacks: 0

SIAKI IKA'S CAREER STATISTICS

YEAR	G-GS	UT	AT	TT	TFL	Sacks	PBU	QBH	INT	FF	FR
2019	10-0	5	10	15	1.5-3	0-0	0	0	0	0	0
Total	10-0	5	10	15	1.5-3	0-0	0	0	0	0	0



70 ED INGRAM

Offensive Guard


6-4 • 295 • So. • 1L

Desoto, Texas

Desoto High School

SOPHOMORE SEASON (2019)

Tremendous talent at left guard that re-joined the team on Sept. 20 ... Started 12 games as a true freshman in 2017 ... Sat out all of last season ... Saw first action in over a year against Utah State ... Played in nine games this year, starting at left guard in wins over Ole Miss and Arkansas ... Serves as the day-to-day backup to Adrian Magee at left guard ... Rotates in for at least two or three series each game ... Part of the LSU line that was named the Joe Moore Award winner as the top unit in the nation ... Helped pave the way for 1,000-yard rusher Clyde Edwards-Helaire and block for Heisman Trophy Award winner Joe Burrow ... Started at left guard at Ole Miss and Arkansas ... Played 81 snaps against Ole Miss, 47 against Arkansas, 24 vs. Texas A&M and 17 against Georgia in SEC title game ... Saw action on 32 snaps vs. Auburn and 27 in win over Alabama.



2 JUSTIN JEFFERSON

Wide Receiver

6-2 • 185 • Jr. • 2L

St. Rose, La.

Destrehan High School

• 2019 Second Team All-SEC (AP)

JUNIOR SEASON (2019)

Second team All-SEC selection from the AP ... Caught team-best 88 passes for 1,207 yards and 12 TDs ... Led the SEC in receptions with 88, the second-highest total in school history and just six shy of tying Josh Reed's school-record of 94 set in 2001 ... Ranked No. 5 nationally in receptions, No. 3 in touchdowns, and No. 10 in yards ... Caught at least five passes in 11 games and had at least one TD in 10 games ... Had six 100-yard games in 2019 and has eight for his career ... Teamed with quarterback Joe Burrow, running back Clyde Edwards-Helaire and wide receiver Ja'Marr Chase to become the first team in SEC history to have a 4,000-yard passer, a 1,000-yard rusher and two 1,000 yard receivers in the same season ... Led LSU with seven receptions for 115 yards and TD in SEC Championship Game ... Is 10th player in school history with more than 2,000 career receiving yards ... Surpassed 1,000 yards in the 2019 season at Ole Miss with a nine-catch, 112-yard and two touchdown performance ... It's the ninth 1,000-yard receiving season in school history ... Made seven receptions for 79 yards on eight targets at Alabama ... Five of his seven receptions went for first down against the Crimson Tide ... Caught seven passes for 60 yards against No. 9 Auburn ... LSU's leading receiver at Mississippi State with 89 yards and one touchdown on eight receptions ... Made history as he caught Joe Burrow's 29th touchdown pass on the season for the most LSU history on an 18-yard TD in the third quarter at Mississippi State ... Totaled 123 yards and one touchdown on 10 receptions against Florida ... Scored on a 7-yard pass from Joe Burrow against the Gators ... Scored on consecutive drives with touchdowns of four and 39 yards out against Utah State ... LSU's leading receiver with 155 yards on nine receptions against Utah State ... Tied the game at Vanderbilt with a 4-yd TD pass from Joe Burrow ... Topped 100 yards with 125 yards on five receptions against Northwestern State ... LSU's leading receiver at Texas with a career high 163 yards on nine receptions and three touchdowns ... Scored the game-clinching touchdown on third-and-sixteen with a 61-yard touchdown with 2:27 left in the game ... A part of the first trio in school history, along with Ja'Marr Chase and Terrace Marshall, to finish with 100 receiving yards in a game ... LSU's leading receiver in the season opener against Georgia Southern with 87 yards on five receptions and a touchdown ... Younger brother of two former LSU starters – quarterback Jordan Jefferson (2008-11) and defensive back Rickey Jefferson (2013-16).

JUSTIN JEFFERSON'S CAREER HIGHS

Receptions: 10 vs. Florida, 2019

Receiving Yards: 163 at Texas, 2019

Receiving TDs: 3 at Texas, 2019

Longest Reception: 71 vs. Georgia, 2019 SEC Championship

Rush attempts: 1, 6x (Last: vs. UCF, 2019 Fiesta Bowl)

Rushing yards: 19 vs. Ole Miss, 2018

Rushing TDs: None

Longest Rush: 19 vs. Ole Miss, 2018

JUSTIN JEFFERSON'S CAREER RECEIVING STATISTICS

YEAR	G-GS	REC.	YDS.	TD	LONG
2017	7-0	0	0	0	0
2018	13-12	54	875	6	65 (TD)
2019	13-13	78	1,207	14	71
TOTAL	32-25	142	2,082	20	71

JUSTIN JEFFERSON'S CAREER RUSHING STATISTICS

YEAR	ATT.	YARDS	TD	LONG
2017	1	4	0	4
2018	5	26	0	19
2019	0	0	0	0
TOTAL	6	30	0	19



90 RASHARD LAWRENCE

Defensive End

6-3 • 317 • Sr. • 3L

Monroe, La.

Neville High School

- 2019 LSU Graduate (B.A. Sports Administration)
- 2019 LSU Permanent Team Captain
- 2019 Second Team All-SEC (Coaches)
- 2019 Lott IMPACT Player of the Week (at Alabama)

SENIOR SEASON

Veteran leader of the LSU defense – on and off the field ... Second team All-SEC by SEC Coaches in 2019 ... Played in 10 games with nine starts ... Started LSU's final seven games ... Has 23 tackles, 5.0 tackles for loss and 2.5 sacks ... Missed games against Northwestern State, at Vanderbilt and against Utah State with an injury ... Helped limit the Georgia rushing attack to less than 100 yards and totaled four tackles and 1.0 tackles for loss in the SEC Championship ... Matched a season best with four tackles and 1.5 tackles for loss against Arkansas ... Credited with three tackles at Ole Miss ... The top lineman against the Crimson Tide with four tackles and two crucial pass breakups ... In his first start since being out with an injury, finished with three tackles and his first career fumble recovery against Mississippi State... Returned to the field against No. 7 Florida and credited with a QB hurry ... Forced his first career fumble and recorded a sack in the season opener against Georgia Southern.

RASHARD LAWRENCE'S CAREER HIGHS

Tackles: 8 vs. Mississippi State, 2018

Tackles for Loss: 4.0 vs. UCF, 2019 Fiesta Bowl

Sacks: 2.0 vs. UCF, 2019 Fiesta Bowl

Force Fumble: 1 vs. Georgia Southern, 2019

Fumble Recovery: 1 at Mississippi State, 2019

RASHARD LAWRENCE'S CAREER STATISTICS

YEAR	G-GS	UT	AT	TT	TFL	Sacks	PD	QBH	INT	FF	FR
2016	9-0	2	4	6	1.0-5	1.0-5	0	0	0	0	0-0
2017	10-10	11	21	32	3.5-20	1.5-12	1	3	0	0	0-0
2018	13-13	23	31	54	10.5-48	4.0-24	3	2	0	0	0-0
2019	10-9	10	10	23	5.0-29	2.5-19	3	1	0	1	1-0
Totals	42-32	46	69	115	20.0-102	9.0-60	7	6	0	1	0-0



68 DAMIEN LEWIS

Guard

6-3 • 322 • Sr. • 1L

Canton, Miss.

Canton High School/Northwest Mississippi CC

- **2019 First Team All-America (The Athletic)**
- **2019 Second Team All-SEC (AP, Coaches)**
- **2019 Joe Moore Award**

SENIOR SEASON (2019)

Along with center Lloyd Cushenberry, is the heart and soul of LSU offense ... Has started alongside Cushenberry at right guard for 26 straight games ... Tigers are 23-3 over that span ... First Team All-America in 2019 from the Athletic and second team All-SEC from both the SEC Coaches and AP ...

Junior college transfer that has played in 26 consecutive games since joining the Tigers last year ... Rarely misses and play and never takes a play off from an effort standpoint ... Played 796 snaps in 2019 with a team-best 32 finishes ... A constant of the LSU line that was named the Joe Moore Award winner as the top unit in the nation ... Helped pave the way for 1,000-yard rusher Clyde Edwards-Helaire and block for Heisman Trophy Award winner Joe Burrow ... Graded out above 90 percent in the SEC Championship game...

The top lineman against Texas A&M with two finishes on all 67 snaps ... Finished with a team-high two knockdowns on 44 snaps against Arkansas ... Credited with a team-high five knockdowns at Ole Miss and led the offense to the most yards in an SEC game and second most in any game in school history ... Limited the dominant Alabama line and graded out at 93 percent overall with a finish ... Helped lead Clyde Edwards-Helaire to another 100-yard rushing game against No. 9 Auburn ... Played all 61 snaps against Mississippi State and finished as the second-best lineman ... Graded out at 93 percent overall against No. 7 Florida after not allowing the Gators a sack and leading the Tigers to more than 500 yards ... The second-best overall grade against Utah State and totaled a team-high two finishes against Utah State ... Matched the season opener with five knockdowns against Texas ... Graded out as the highest rated lineman with five finishes on 56 snaps in the season opener against Georgia Southern.



97 GLEN LOGAN

Defensive End

6-4 • 297 • Jr. • 2L

Kenner, La.

Destrehan High School

SENIOR SEASON (2019)

Key contributor on defensive front for Tigers ... Played in 10 games with nine starts ... 17 tackles, 1.5 tackles for loss and a sack ... Missed the games against Northwestern State and Vanderbilt with an injury ... Started games against Georgia Southern, Texas, Mississippi State, Auburn, Ole Miss, Arkansas, Texas A&M and the SEC Championship... Recorded a pair of tackles in the regular season finale against Texas A&M ... Totaled three tackles at Ole Miss ... Credited with three tackles, a PBU and hurry against No. 9 Auburn ... Returned to the field against No. 7 Florida and totaled a pair of tackles and PBU ... Had three tackles and sack at Texas ... Finished with three tackles in the season opener against Georgia Southern.

GLEN LOGAN'S CAREER HIGHS

Tackles: 7 vs. Florida, 2018

Tackles for Loss: 1, 2x (Last: at Texas, 2019)

Sacks: 1, 5x (Last: at Texas, 2019))

Quarterback Hurries: 2, 2x (Last: vs. Texas A&M, 2018)

GLEN LOGAN'S CAREER STATISTICS

YEAR	G-GS	UT	AT	TT	TFL	SACKS	PD	QBH	INT	FF	FR
2017	12-2	0	17	17	1.0-2	0.5-2	0	1	0	0	0-0
2018	13-10	10	36	46	4.5-30	4.0-29	1	5	0	0	0-0
2019	10-9	5	12	17	1.5-2	1-1	2	2	0	0	0-0
Total	34-20	15	65	80	7.0-34	5.5-32	3	7	0	0	0-0



73 ADRIAN MAGEE

Offensive Line

6-4 • 335 • Sr. • 3L

Franklinton, La.

Franklinton High School

- **2019 LSU Graduate (B.A. Interdisciplinary Studies)**
- **2019 Second Team All-SEC (Coaches)**

SENIOR SEASON (2019)

LSU's most versatile offensive lineman with starts coming at left guard (13), left tackle (2), and right tackle (2) during his career ... Started all 13 games in 2019, 11 at left guard and two at left tackle ... Only player on offensive line with starts at three different positions during his career ... Second team All-SEC in 2019 ... Played 681 snaps and second team with 21 finish blocks ... Member of the LSU line that was named the Joe Moore Award winner as the top unit in the nation ... Helped pave the way for 1,000-yard rusher Clyde Edwards-Helaire and block for Heisman Trophy Award winner Joe Burrow... Started at left tackle at Ole Miss and totaled five finishes ... Also started at left tackle against Arkansas ... Led the LSU offense to the most yards in an SEC game and second most in any contest in school history ... Played 56 snaps against No. 2 Alabama and graded out at 90 percent with a finish ... Against No. 9 Auburn, played 66 snaps and earned a pair of finishes ... Totaled 40 snaps and finished with a pair of finishes at Mississippi State ... Played 35 snaps against No. 7 Florida and did not allow a sack and finished with 500-plus yards on offense ... Totaled 52 snaps against Utah State and graded out at 84 percent overall and did not allow a sack ... Played 43 snaps at Northwestern State and led the team in knockdowns with seven ... The Tigers' left guard for all 71 snaps at Texas and earned a finish ... Played 51 total snaps and earn the third-highest grade, highlighted by a pair of finishes.



6 TERRACE MARSHALL JR.

Wide Receiver

6-4 • 209 • So. • 1L

Bossier City, La.

Parkway High School

SOPHOMORE SEASON (2019)

Third member of LSU's record-setting receiving group ... Started all 10 games in which he's played ... Missed games against Utah State, Florida and Mississippi State with a foot injury ... Led the nation in TD receptions with six at the time of his injury ... Caught 37 passes for 545 yards and 10 TDs ... Part of a receiving trio all with at least 10 TDs, a first in LSU history ... Caught pair of TD passes (7, 41 yards) in SEC title game ... Scored at least one TD in six of his 10 games ... Tied career-best with six receptions for career-best 123 yards in win over Texas ... Scored three TDs in season-opener against Georgia Southern ... Has at least one catch in all 10 games that he's appeared in this year ... Against Texas was part of receiving trio, along with Justin Jefferson and Ja'Marr Chase, to finish with 100 or more receiving yards in a game ... In season-opener became first LSU receiver since Travin Dural against Sam Houston State in 2014 to have three touchdowns in a game.

TERRACE MARSHALL'S CAREER HIGHS

Receptions: 6, 2x (Last: vs. Northwestern State, 2019)

Receiving Yards: 123 at Texas, 2019

Receiving TDs: 3 vs. Georgia Southern, 2019

Longest Reception: 52 vs. Ole Miss, 2018

TERRACE MARSHALL'S CAREER RECEIVING STATISTICS

YEAR	G-GS	REC.	YDS.	TD	LONG
2018	13-1	12	192	0	52
2019	10-10	37	545	10	41
TOTAL	23-11	49	737	10	52



17 RACEY MCMATH

Wide Receiver
6-3 • 221 • Jr. • 1L
New Orleans, La.
Edna Karr High School

JUNIOR SEASON (2019)

Developed into a key contributor among LSU's fleet of wide receivers ... Has played in 12 games with no starts ... Hauled in 16 passes for 268 yards and three touchdowns ... Goes into Oklahoma game having caught a pass in four straight games ... Caught two passes for 67 yards, including a 58-yard TD reception from Myles Brennan against Texas ... Outran defenders on a 60-yard TD reception from Joe Burrow against Mississippi State ... Finished with three receptions for 78 yards against Mississippi State ... Caught career-high five passes for 48 yards, including a 6-yard TD reception from Burrow against Vanderbilt ... Averaging nearly 17 yards a catch.

RACEY MCMATH CAREER HIGHS

Receptions: 5 at Vanderbilt, 2019
 Receiving Yards: 76 at Mississippi State, 2019
 Receiving TDs: 1, 3x (Last: vs. Texas A&M, 2019)
 Longest Reception: 60 at Mississippi State, 2019

RACEY MCMATH'S CAREER RECEIVING STATISTICS

YEAR	G-GS	Rec.	Yards	TD	Long
2017	2-0	0	0	0	0
2018	12-0	2	42	0	23
2019	12-0	16	268	3	60 (TD)
TOTAL	26-0	18	310	3	60 (TD)



81 THADDEUS MOSS

Tight End
6-3 • 225 • Jr. • RS
Charlotte, N.C.
Mallard Creek High School/North Carolina State

JUNIOR SEASON (2019)

Had the most productive season for a tight end in school history ... Key part of LSU's record-setting offense ... A pass-catching threat on every for the Tigers ... Also very effective as a blocker in running situations ... Set school record for a tight end in receptions (38) and enters Oklahoma game just four yards shy of breaking the mark of 439 held by David LaFleur set in 1996 ... Broke tight end reception mark previously held by Mitch Andrews (34 in 1985) and Malcom Scott (34 in 1981) ... Started all 12 games in which he appeared ... Fourth on team in both receptions and yards ... Caught a pass in 10 of his 12 games ... Career-best seven catches for 45 yards vs. Auburn ... Had six catches for 46 yards in win over Alabama ... Had career-best 68 yards on four receptions vs. Arkansas ... Caught 22 passes over a four-game span vs. Auburn, Alabama, Ole Miss and Arkansas ... Two of his three receptions vs. Florida went for first downs ... Against Alabama, had a highlight reel catch along the sidelines that made ESPN's Top 10 Play of the Day list ... That catch, which was reviewed and upheld, led to a rushing TD by Clyde Edwards-Helaire ... Scored only TD of season against Utah State ... Transfer from North Carolina State that missed all of 2018 with various foot injuries ... Son of Pro Football Hall of Famer and arguably the greatest receiver in NFL history Randy Moss.

THADDEUS MOSS' CAREER HIGHS

Receptions: 7 vs. Auburn, 2019
 Receiving Yards: 68 at Arkansas, 2019
 Receiving TDs: 1 vs. Utah State, 2019
 Longest Reception: 44 vs. Georgia Southern, 2019

THADDEUS MOSS' CAREER RECEIVING STATISTICS

YEAR	G-GS	REC.	YDS.	TD	LONG
2019	12-12	38	435	1	44
TOTAL	12-12	38	435	1	44



6 JACOB PHILLIPS

Linebacker
6-4 • 229 • Jr. • 2L
Nashville, Tenn.
East Nashville High School

• 2018 SEC Defensive Player of the Week (vs. Miami)

JUNIOR SEASON (2019)

Second-year starter at linebacker ... Leading active tackler on team with 202 going into Oklahoma game ... LSU's leading tackler with 97 stops in 13 games ... Starting middle linebacker in all 13 games ... Added 7.0 tackles for loss, one sack and three quarterback hurries ... Double-figure tackles against Arkansas (12), Ole Miss (11), Vanderbilt (10), and Georgia Southern (10) ... Had 9 tackles vs. Florida, 8 vs. Mississippi State and 7 against both Alabama and Auburn ... Had 3.0 tackles for loss against Vanderbilt and 2.5 vs. Arkansas ... Sack came against Auburn.

JACOB PHILLIPS' CAREER HIGHS

Tackles: 13 vs. Louisiana Tech, 2018
 Tackles for Loss: 3.0 at Vanderbilt, 2019
 Sacks: 1, 2x (Last: vs. Auburn, 2019)
 Interceptions: 1 vs. Miami, 2018

JACOB PHILLIPS' CAREER STATISTICS

YEAR	G-GS	UT	AT	TT	TFL	SACKS	PD	QBH	INT	FF	FR
2017	12-0	8	10	18	0.5-1	0.0-0	1	1	0	0	0-0
2018	12-11	32	55	87	5.5-13	1.0-6	4	5	1-45	0	0-0
2019	13-13	45	52	97	7.0-21	1.0-11	1	3	0-0	1	0-0
Total	37-24	85	117	202	13.0-35	2.0-17	6	9	1-45	1	0-0



8 PATRICK QUEEN

Linebacker
6-2 • 232 • Jr. • 2L
Ventress, La.
Livonia High School

JUNIOR SEASON (2019)

Stepped into a starting role after emerging as a defensive playmaker in 2018 ... Got first career start a year ago, starting in place of a suspended Devin White (targeting) against Alabama ... That game served as a confidence springboard for him that led to his most productive season yet ... Played in 13 games with 10 starts in 2019 ... Third on team with 69 tackles to go with 8.0 tackles for loss and 2.5 sacks ... Intercepted a pass and returned it 16 yards late in second quarter against Alabama ... That interception setup an LSU touchdown that gave the Tigers a 33-13 lead at halftime against Crimson Tide ... Had six tackles, including a sack for a 5-yard loss, in SEC title game vs. Georgia ... Had four tackles, including a sack for a 16-yard loss in win over Texas A&M ... Registered nine tackles vs. Ole Miss and seven against both Auburn and Alabama ... Had pair of tackles and returned a fumble 10 yards in season-opener against Georgia Southern.

PATRICK QUEEN'S CAREER HIGHS

Tackles: 9, 3x (Last: at Ole Miss, 2019)
 Tackles for Loss: 3.0 vs. Utah State, 2019
 Sacks: 1.0, 3x (Last: vs. Georgia, 2019 SEC Championship Game)
 Fumble Recoveries: 1 vs. Georgia Southern, 2019

PATRICK QUEEN'S CAREER STATISTICS

YEAR	G-GS	UT	AT	TT	TFL	SACKS	PD	QBH	INT	FF	FR
2017	13-0	2	4	6	0.5-1	0.0-0	0	0	0	0	0-0
2018	13-4	20	20	40	5.0-37	1.0-22	0	1	0	0	0-0
2019	13-10	28	41	69	8.0-42	2.5-25	3	0	1-16	0	1-10
Total	39-14	50	65	115	13.5-80	3.5-47	3	1	0	0	1-10



51 DARE ROSENTHAL

Offensive Tackle

6-8 • 333 • Fr. • RS

Ferriday, La.

Ferriday High School

REDSHIRT FRESHMAN SEASON (2019)

Backup to Saahdiq Charles at left tackle ... Played in five games with three start at left tackle ... Starts came against Northwestern State, Utah State and Mississippi State ... Played a total of 229 snaps, including a career-high 92 against Utah State ... Played 57 snaps vs. Mississippi State and 38 vs. Northwestern State ... Other action came vs. Georgia Southern (30 snaps) and Vanderbilt (12 snaps).



72 TYLER SHELVIN

Nose Tackle

6-3 • 362 • So. • 1L

Lafayette, La.

Notre Dame High School

SOPHOMORE SEASON (2019)

Perhaps the best performer of all LSU defensive linemen in 2019 ... Went from little playing time in 2018 to becoming the Tigers' most productive defensive lineman this year ... Routinely draws attention from two offensive linemen, allowing linebackers to make plays ... Played in 13 games with 12 starts at nose tackle ... Posted 39 tackles and 3.0 tackles for loss ... Helped LSU limit Georgia's rushing attack to 61 yards in SEC title game ... Had three tackles vs. Georgia ... Set career-high with six tackles against Georgia Southern in season-opener ... Had five tackles in win over Auburn ... Credited with four tackles to go with two pass breakups against Vanderbilt.

TYLER SHELVIN'S CAREER HIGHS

Tackles: 6 vs. Georgia Southern, 2019

Tackles for loss: 1.0, 3x (Last: vs. Florida, 2019)

Sacks: 1.0 vs. Rice, 2018

TYLER SHELVIN'S CAREER STATISTICS

YEAR	G-GS	UT	AT	TT	TFL	Sacks	PD	QBH	INT	FF	FR
2018	6-0	2	7	9	1.5-7	1.5-7	0	0	0	0	0
2019	13-12	13	26	39	3.0-5	0.0-0	2	1	0	0	0
Total	19-12	15	33	48	4.5-12	1.5-7	2	1	0	0	0



3 JACOBY STEVENS

Safety

6-2 • 225 • Jr. • 2L

Murfreesboro, Tenn.

Oakland High School

• 2019 Second Team All-SEC (Coaches)

• 2019 SEC Defensive Player of the Week (at Mississippi State, vs. Auburn, vs. Arkansas)

JUNIOR SEASON (2019)

Versatile defensive back that can play either in the post or near the line of scrimmage ... LSU's "quarterback" on the defensive side of the ball ... Makes plays all over the field as a roaming safety ... LSU's most productive defender in 2019 with 82 tackles, 8.5 tackles for loss, 5.0 sacks and three interceptions ... Second team All-SEC selection from the SEC Coaches as a junior in 2019 ... Three-time SEC Defensive Player of the Week this year against Mississippi State, Auburn and Arkansas ... Set career-best with 4.0 tackles for loss, three of which were sacks, against Arkansas ... Started all 13 games ... Led Tigers in sacks and ranks second on team in tackles, tackles for loss, and interceptions ... Has knack for coming up with a big play ... Also a vocal leader on the field and on the sidelines ... Led Tigers with seven tackles in SEC Championship Game vs. Georgia ... Had season-high 10 tackles vs. Auburn and followed that with nine stops against Ole Miss ... Interceptions came against Mississippi State (leaping, one-handed grab that made SportsCenter Top 10 list), Vanderbilt and Texas A&M ... Had seven tackles and a pass breakup against Florida ... Had sack and eight tackles in road win over Texas ... Opened year with seven tackles against Georgia Southern ... Has stars on both sides of the ball during his career ... Began his career on offense as a wide receiver before finding a home on defense, where he has thrived for the past two years.

JACOBY STEVENS' CAREER HIGHS

Tackles: 14 vs. Texas A&M, 2018

Tackles for Loss: 4.0 vs. Arkansas, 2019

Sacks: 3.0 vs. Arkansas, 2019

Interceptions: 1, 4x (Last: vs. Texas A&M, 2019)

Pass Breakups: 2, 2x (Last: vs. Florida, 2019)

Fumble Returns: 64 vs. Southeastern Louisiana, 2018

JACOBY STEVENS' CAREER STATISTICS

YEAR	G-GS	UT	AT	TT	TFL	SACKS	PD	QBH	INT	FF	FR
2017	6-1	0	0	0	0-0	0-0	0	0	0-0	0	0-0
2018	11-4	19	16	35	6.5-28	1.5-12	6	4	1-1	0	1-64
2019	13-13	46	36	82	8.5-42	5.0-28	7	2	3-9	0	0-0
Total	30-18	65	52	117	15.0-70	6.5-40	13	6	4-10	0	1-64



24 DEREK STINGLEY JR.

Cornerback

6-1 • 195 • Fr. • HS

Baton Rouge, La.

The Dunham School

• 2019 Consensus All-American

• 2019 First-Team All-American (AFCA, AP, Athletic, CBS, ESPN, SI Sporting News, USA Today)

• 2019 Second Team All-American (Walter Camp, FWAA)

• 2019 SEC Newcomer of the Year (AP, unanimous)

• 2019 First Team All-SEC (AP)

• 2019 Second Team All-SEC (Coaches)

• 2019 SEC All-Freshman Team

• 2019 SEC Freshman of the Week (vs. Florida)

FRESHMAN SEASON (2019)

Arguably the most impactful true freshmen in LSU history and the most decorated rookie in the history of the program ... Started all 13 games at cornerback, earning consensus All-America honors in 2019 ... Led the SEC and ranked No. 5 nationally in interceptions with six ... Led the league and ranked No. 3 in the nation in passes defended with 21 ... Registered 34 tackles and a tackle for loss in 13 games ... Unanimous SEC Newcomer of the Year by AP ... First team All-SEC from the AP ... Also serves as LSU's punt returner ... A shutdown corner that thrives in man-to-man coverage ... Tied SEC Championship Game record with two interceptions in win over Georgia ... Added five tackles and a pass breakup against Georgia ... Targeted five times against Texas A&M and allowed two receptions for three yards ... Targeted eight times against Arkansas and allowed just two receptions and credited with three pass breakups ... Did not allow a reception on two targets at Ole Miss ... Gave up just two receptions on 10 targets against No. 9 Auburn ... Was not targeted one time at Mississippi State ... Against No. 7 Florida, finished with six tackles and intercepted Florida quarterback Kyle Trask in the fourth quarter in the end zone to halt a Gators drive ... Named the SEC Freshman of the Week after his performance against the Gators ... Intercepted his second pass against Utah State and totaled two tackles and a PBU against Utah State ... Had his first career interception and finished with a career high three PBUs at Vanderbilt ... Totaled a pair of PBUs against Northwestern State and returned three punts for 54 yards, including a long of 26 ... Locked down his side of the field against Texas with a pair of pass breakups ... Became the first true freshman in the last 34 seasons to start on the LSU defense ... Returned four punts for 52 yards, including a long of 32 on his first return in the season opener against Georgia Southern ... Grandson of the late Darryl Stingley, who's NFL career was cut short after suffering a tragic injury during the preseason in 1978.

DEREK STINGLEY JR.'S CAREER HIGHS

Tackles: 6 vs. Florida, 2019

Tackles for Loss: 0

Sacks: 0

Interceptions: 1, 3x (Last: vs. Auburn, 2019)

Pass Breakups: 3, 2x (Last: vs. Arkansas, 2019)

Punt Returns: 4 vs. Georgia Southern, 2019

Punt Return Yards: 54 vs. Northwestern State, 2019

Long Punt Return: 32 vs. Georgia Southern, 2019

DEREK STINGLEY JR.'S CAREER DEFENSIVE STATISTICS

YEAR	G-GS	UT	AT	TT	TFL	SACKS	PD	QBH	INT	FF	FR
2019	13-13	29	5	34	0-0	0-0	21	0	4-0	0	0
Total	13-13	29	5	34	0-0	0-0	21	0	4-0	0	0

DEREK STINGLEY JR.'S CAREER PUNT RETURN STATISTICS

YEAR	No.	Yards	TD	Long
2019	15	146	0	32
TOTAL	15	146	0	32



10 STEPHEN SULLIVAN

Wide Receiver/Tight End
6-7 • 232 • Sr. • 3L
Donaldsonville, La.
Donaldsonville High School

• **2019 LSU Graduate (B.A. interdisciplinary Studies)**

SENIOR SEASON (2019)

Has seen action at both tight end and wide receiver for the Tigers ... Played in 13 games, starting twice (Northwestern State, Mississippi State) ... Caught four passes for 51 yards vs. Northwestern State and followed that with three receptions for 48 yards vs. Vanderbilt ... Had two catches for nine yards vs. Mississippi State ... Graduated from LSU in August of 2019.

STEPHEN SULLIVAN'S CAREER RECEIVING HIGHS

Receptions: 5 vs. Ole Miss, 2018
 Receiving yards: 94 vs. Rice, 2018
 Receiving TDs: 1, 3x (Last: vs. Rice, 2018)
 Long reception: 46 vs. Chattanooga, 2017

STEPHEN SULLIVAN'S CAREER RECEIVING STATISTICS

YEAR	G-GS	REC.	YDS.	TD	LONG
2016	8-0	0	0	0	0
2017	13-8	11	219	1	46
2018	13-1	23	363	2	42
2019	13-2	11	121	0	30
TOTAL	47-11	45	703	3	46



74 BADARA TRAORE

Offensive Tackle
6-7 • 323 • Sr. • 1L
Boston, Mass.
Matignon High School/ASA College

• **2019 LSU Graduate (B.A. interdisciplinary Studies)**

SENIOR SEASON (2019)

Backup right tackle for the Tigers ... Also sees action on special teams ... Played in 11 games with three starts ... Started at left tackle in the season-opener against Georgia Southern ... Started at right tackle in place of an injured Austin Deculus against Ole Miss and Arkansas ... Played a total of 239 snaps with a season-high 81 coming against Ole Miss ... Played 49 snaps vs. Arkansas and 21 vs. Texas A&M ... Graduated from LSU in December of 2019 with a degree interdisciplinary studies.



5 KARY VINCENT JR.

Cornerback
5-10 • 181 • Jr. • 2L
Houston, Texas
Port Arthur Memorial High School

JUNIOR SEASON (2019)


LSU's starting nickel back ... Played in 13 games with eight starts ... 40 tackles, 2.5 tackles for loss and three interceptions ... Has a total of 11 passes defended ... Interceptions came against Utah State, Ole Miss and Texas A&M ... Had a pair of tackles and a PBU against Georgia in the SEC Championship Game ... Recorded eight tackles against Mississippi State ... Fastest player on team ... Doubles as a sprinter on LSU's track and field team.

KARY VINCENT'S CAREER HIGHS

Tackles: 8 vs. Mississippi State, 2019
 Tackles for Loss: 1.0, 3x (Last vs. Arkansas, 2019)
 Sacks: 1.0 vs. Arkansas, 2018
 Interceptions: 1, 5x (Last: vs. Texas A&M, 2019)
 Pass Breakups: 2, 2x (Last: vs. Texas A&M, 2019)

KARY VINCENT'S CAREER STATS

YEAR	G-GS	UT	AT	TT	TFL	Sacks	PBU	QBH	INT	FF	FR
2017	11-3	4	5	9	0-0	0-0	3	0	1-0	0	0
2018	13-7	20	11	31	1.5-9	1.0-8	6	0	1-0	0	0
2019	13-8	29	11	40	2.0-4	0-0	11	0	3-45	0	0
Totals	37-18	53	27	80	3.5-13	1.0-8	20	0	5-45	0	0



38 ZACH VON ROSENBERG

Punter
6-5 • 245 • Jr. • 2L
Zachary, La.
Zachary High School

- **2019 LSU Graduate (B.A. interdisciplinary Studies)**
- **2018 Second Team All-SEC (AP)**
- **2018 SEC Academic Honor Roll**
- **2018 Ray Guy Award Ray's 8 (vs. Mississippi State)**
- **2017 SEC Academic Honor Roll**
- **2017 Freshman All-SEC**
- **2017 SEC Special Teams Player of the Week (vs. Tennessee)**

JUNIOR SEASON (2019)


Booming left-footed punter ... Former sixth round draft pick of the Pittsburgh Pirates in the 2009 MLB Draft ... One of the oldest players in college football at 29 years of age ... Walked on to the LSU team in 2016 as a tight end before moving to punter ... In third season as LSU's primary punter ... Also serves as LSU's holder on placekicks ... Punted only 39 times in 2019, the 10th lowest total in college football ... Averaging 42.7 yards on 39 punts ... Eighteen of his 37 punts have been placed inside the 20 with just three touch backs ... Averaged 45.0 yards on two punts in SEC Championship Game ... Has 11 punts over 50 yards or better ... Punted three times against Arkansas, pinning the Hogs inside the 10-yard line one time ... Did not punt against Ole Miss ... Pinned Alabama inside its 10 twice ... Had season-long 57-yard punt against Mississippi State ... Opened season with 51.7 average on three punts against Georgia Southern ... Graduated from LSU in December with a degree in interdisciplinary studies ... Two-time member of the SEC Academic Honor Roll.

ZACH VON ROSENBERG'S CAREER HIGHS

Punts: 7, 2x (Last: vs. Mississippi State, 2018)
 Punting yards: 306 vs. Mississippi State, 2018
 Punting Average: 52.8 vs. Auburn, 2018 (4 punts)
 Longest punt: 65 vs. Louisiana Tech, 2018
 Punts Downed Inside 20: 4 vs. Southeastern Louisiana, 2018
 Punts of 50+ Yards: 3 vs. Georgia Southern, 2019

ZACH VON ROSENBERG'S CAREER PUNTING STATISTICS

YEAR	G	NO.	YARDS	AVG	LONG	TB	FC	I20	50+
2017	11	36	1548	43.0	60	1	16	11	4
2018	13	51	2330	45.7	65	1	24	18	12
2019	12	39	1667	42.7	57	3	17	18	11
Total	36	126	5,545	44.0	65	5	57	47	27



36 CADE YORK

Kicker
6-2 • 189 • Fr. • HS
McKinney, Texas
Prosper High School

- **2019 SEC All-Freshman Team**
- **2019 Second Team All-SEC (AP)**
- **2019 SEC Special Teams Player of the Week (at Texas)**

FRESHMAN SEASON (2019)

The most productive freshman kicker in LSU history with 21 field goals and an SEC-best 137 points in 2019 ... Second team All-SEC from the AP and a member of the Freshman All-SEC team ... His 137 points rank No. 5 nationally and stand as the second-highest total in LSU history, trailing only Colt David's 141 points in 2007 ... Is 21-of-25 on field goals and 74-of-78 on extra points ... Has kicked at least one field goal in 10 of LSU's 13 games ... Kicked four field goals of 50 yards more with a career-long of 52 at Ole Miss ... Kicked three field goals (41, 28, 50 yards) in SEC Championship Game ... First player in LSU history with two 50-yard field goals in the same game with kicks of 51 and 50 yards against Texas A&M ... Just the second kicker in LSU history with four 50-yard field goals in a season ... His 52-yard field goal against Ole Miss was the longest by a freshmen kicker in school history and the fourth-longest by a LSU kicker away from Tiger Stadium ... Connected on two crucial field goals in the first half against No. 2 Alabama from 40 and 45 yards out ... Made a 20-yard field goal to tie No. 9 Auburn going into the half ... Made his LSU debut against Georgia Southern and connected on both field goals from 39 and 48 yards ... Became the first LSU true freshman in the modern era to make a field goal in a season opener ... Opened season by connecting on seven straight field goals ... Missed consecutive field goals just one time ... Has made four straight attempts from 50-yards out.

CADE YORK'S CAREER HIGHS

Points scored: 16 at Ole Miss, 2019
Kick PATs: 8, 2x (Last: vs. Arkansas, 2019)
Field goals made: 3, 3x (Last: vs. Georgia, 2019 SEC Championship Game)
Field goal attempts: 4, 2x (Last: vs. Georgia, 2019 SEC Championship Game)
Longest field goal: 52 at Ole Miss, 2019

CADE YORK'S CAREER STATISTICS

FIELD GOALS

YEAR	G	FGM-FGA	<20	20-29	30-39	40-49	50+	LONG	PAT	POINTS
2019	13	21-25	0-0	8-8	4-4	5-8	4-5	52	74-78	137
Totals	13	21-25	0-0	8-8	4-4	5-8	4-5	52	74-78	137

Game 1

Georgia Southern	3	August 31, 2019
#6 LSU	55	Tiger Stadium
		Baton Rouge, La.
		97,420

LSU							
RUSHING	Att.	Gain	Lost	Net	TD	Long	
Clyde Edwards-Helaire	9	45	0	45	1	13	
Chris Curry	2	23	0	23	0	20	
John Emery Jr.	6	20	0	20	0	7	
Lanard Fournette	6	20	1	19	1	10	
Tyrion Davis-Price	5	13	2	11	0	8	
Myles Brennan	3	5	2	3	0	4	
Joe Burrow	1	2	0	2	0	2	
Team	1	0	1	-1	0	0	
PASSING	Att.	Comp		Int	Yds	TD	Long Sacks
Joe Burrow	23	27		0	278	5	44 0
Myles Brennan	7	12		0	72	0	32 0

RECEIVING	No.	Yds.	TD	Long		
Justin Jefferson	5	87	1	44		
Terrace Marshall Jr.	4	31	3	11		
Clyde Edwards-Helaire	4	31	0	15		
Lanard Fournette	3	16	0	10		
Thaddeus Moss	2	61	0	44		
Tyrion Davis-Price	2	24	0	15		
Ja'Marr Chase	2	21	1	13		
Chris Curry	2	14	0	9		
Derrick Dillon	1	32	0	32		
John Emery Jr.	1	17	0	17		
TK McLendon	1	12	0	12		
Trey Palmer	1	6	0	6		
Devonta Lee	1	-1	0	0		
Jamal Pettigrew	1	-1	0	0		

PUNTING	No.	Yds.	Avg.	Long	I20	TB
Zach Von Rosenberg	3	155	51.7	53	3	0

FIELD GOALS	Att.	Made	Long	KICKS	
Cade York	2	2	48	Made: 39, 48	

ALL RETURNS	Punts			Kickoffs			Interceptions		
	No.	Yds.	Lg.	No.	Yds.	Lg.	No.	Yds.	Lg.
Derek Stingley Jr.	4	52	32	0	0	0	0	0	0

Georgia Southern

RUSHING	Att.	Gain	Lost	Net	TD	Long	
Logan Wright	13	37	0	37	0	11	
JD King	11	23	0	23	0	5	
Matt LaRoche	5	17	0	17	0	7	
Justin Tomlin	4	8	4	4	0	5	
Shai Werts	6	10	17	-7	0	10	
PASSING	Att.	Comp		Int.	Yds.	TD	Long Sacks
Justin Tomlin	3	8		0	24	0	12 1
Shai Werts	1	3		0	0	0	0 1

RECEIVING	No.	Yds.	TD	Long		
Khaleb Hood	1	12	0	12		
Cam Brown	1	10	0	10		
Malik Murray	1	2	0	2		
Matt LaRoche	1	0	0	0		

PUNTING	No.	Yds.	Avg.	Long	I20	TB
Anthony Beck II	9	396	44.0	74	2	0

FIELD GOALS	Att.	Made	Long	KICKS	
Tyler Bass	1	1	47	Made: 47	

ALL RETURNS	Punts			Kickoffs			Interceptions		
	No.	Yds.	Lg.	No.	Yds.	Lg.	No.	Yds.	Lg.
Monquavion Brinson	0	0	0	1	13	13	0	0	0

No. 6 LSU Dominates Season Opener, 55-3

Joe Burrow tied a school record with five touchdown passes, as the sixth-ranked LSU football team scored on its first five possessions to batter Georgia Southern, 55-3, on Saturday night in Tiger Stadium. LSU (1-0) tied its second-most points in a season opener in the SEC era (since 1933), amassing 473 yards of total offense while holding the Georgia Southern (0-1) to only 98 in its first trip to Baton Rouge. Burrow, LSU's senior quarterback, was 23-of-27 for 278 yards and five touchdowns, tying Zach Mettenberger's school record set in 2013. All five of Burrow's scoring passes came in the first half. **Myles Brennan** entered in the third quarter and finished 7-of-12 passing for 72 yards. Fourteen different Tigers caught passes in the contest, as **Justin Jefferson** led the way with 78 yards on five catches including LSU's first touchdown of the night. Sophomore **Terrace Marshall Jr.** scored on three of his four receptions, TD's of 8, 3 and 11 yards. LSU was balanced offensively, rushing 33 times for 122 net yards. **Clyde Edwards-Helaire** had team highs of 45 yards on nine carries including a 1-yard touchdown on the Tigers' second drive. Georgia Southern managed only eight first downs and was 1-of-12 on third down against a fast and furious LSU defense coach Ed Orgeron challenged prior to the season to dominate opponents. **Rashard Lawrence** and **K'Lavon Chaisson** both forced fumbles recovered by **Patrick Queen** and **Grant Delpit**, respectively.

Scoring		1	2	3	4	F
GS		0	3	0	0	3
LSU		21	21	10	3	55
LSU	1Q	12:36	Chase 13 yd pass from Burrow (York kick)			
LSU	1Q	8:10	Edwards-Helaire 1 yd run (York kick)			
LSU	1Q	3:09	Jefferson 9 yd pass from Burrow (York kick)			
LSU	2Q	13:10	Marshall 8 yd pass from Burrow (York kick)			
LSU	2Q	9:58	Marshall 3 yd pass from Burrow (York kick)			
GS	2Q	5:13	Bass 47 yd field goal			
LSU	2Q	0:58	Marshall 11 yd pass from Burrow (York kick)			
LSU	3Q	10:48	York 39 yd field goal			
LSU	3Q	5:47	Fournette 3 yd run (York kick)			
LSU	4Q	10:58	York 48 yd field goal			

Team Stats	GS	LSU
FIRST DOWNS	8	22
FIRST DOWNS	8	22
Rushing	3	8
Passing	2	13
Penalty	3	1
NET YARDS RUSHING	74	122
Rushing Attempts	39	33
Average Per Rush	1.9	3.7
Rushing Touchdowns	0	2
Yards Gained Rushing	95	128
Yards Lost Rushing	21	6
NET YARDS PASSING	24	350
Completions-Attempts-Int	4-11-0	30-39-0
Average Per Attempt	2.2	9.0
Average Per Completion	6.0	11.7
Passing Touchdowns	0	5
TOTAL OFFENSE YARDS	98	472
Total offense plays	50	72
Average Gain Per Play	2.0	6.6
Fumbles: Number-Lost	2-2	0-0
Penalties: Number-Yards	5-20	7-70
PUNTS-YARDS	9-396	3-155
Average Yards Per Punt	44.0	51.7
Net Yards Per Punt	38.2	51.7
Inside 20	2	3
50+ Yards	2	3
Touchbacks	0	0
Fair catch	3	1
KICKOFFS-YARDS	2-105	10-650
Average Yards Per Kickoff	52.5	65.0
Net Yards Per Kickoff	40.0	41.2
Touchbacks	1	9
Fair Catch Yards	24	0
Punt returns: Number-Yards-TD	0-0-0	4-52-0
Average Per Return	0.0	13.0
Kickoff returns: Number-Yds-TD	1-13-0	0-0-0
Average Per Return	13.0	0.0
Interceptions: Number-Yds-TD	0-0-0	0-0-0
Fumble Returns: Number-Yds-TD	0-0-0	1-10-0
Miscellaneous Yards	0	0
Possession Time	28:32	31:28
1st Quarter	6:23	8:37
2nd Quarter	9:27	5:33
3rd Quarter	6:12	8:48
4th Quarter	6:30	8:30
Third-Down Conversions	1 of 12	8 of 14
Fourth-Down Conversions	0 of 0	1 of 1
Red-Zone Scores-Chances	0-0	7-7
Touchdowns	0-0	7-7
Field goals	0-0	0-7
Sacks By: Number-Yards	0-0	2-14
PAT Kicks	0-0	7-7
Field Goals	1-1	2-2
Points off turnovers	0	14

Game 2

#6 LSU	45	September 7, 2019
#9 Texas	38	DKR Texas Memorial
		Austin, Texas
		98,763

LSU

RUSHING									
	Att.	Gain	Lost	Net	TD	Long			
Clyde Edwards-Helaire	15	91	4	87	1	24			
Lanard Fournette	3	12	3	9	0	9			
Joe Burrow	9	33	25	8	0	16			
Tyrion Davis-Price	1	0	0	0	0	0			
Team	1	0	2	-2	0	0			
PASSING									
	Att.	Comp		Int	Yds	TD	Long Sacks		
Joe Burrow	31	39		1	471	4	61* 4		
RECEIVING									
	No.	Yds.	TD	Long					
Justin Jefferson	9	163	3	61*					
Ja'Marr Chase	8	147	0	41					
Terrace Marshall Jr.	6	123	0	38					
Clyde Edwards-Helaire	4	15	0	6					
Lanard Fournette	2	3	0	2					
Thaddeus Moss	1	15	0	15					
Racey McMath	1	5	0	5					
PUNTING									
	No.	Yds.	Avg.	Long	I20	TB			
Zach Von Rosenberg	2	96	48.0	52	1	0			
FIELD GOALS									
	Att.	Made	Long	KICKS					
Cade York	3	3	40	Made: 26, 33, 40					
ALL RETURNS									
	Punts			Kickoffs			Interceptions		
	No.	Yds.	Lg.	No.	Yds.	Lg.	No.	Yds.	Lg.
Derek Stingley Jr.	1	11	11	0	0	0	0	0	0

Texas								
RUSHING								
	Att.	Gain	Lost	Net	TD	Long		
Sam Elinger	19	90	30	60	1	17		
Roschon Johnson	7	32	0	32	0	7		
Keaontay Ingram	10	29	0	29	0	7		
Devin Duvernay	1	0	0	0	0	0		
PASSING								
	Att.	Comp		Int.	Yds.	TD	Long Sacks	
Sam Ehlinger	31	47		0	401	4	55* 5	
Devin Duvernay	1	1		0	8	0	8 0	
RECEIVING								
	No.	Yds.	TD	Long				
Devin Duvernay	12	154	2	44				
Brennan Eagles	5	116	1	55*				
Keaontay Ingram	5	32	0	19				
Collin Johnson	3	49	0	19				
Roschon Johnson	3	17	0	7				
Jake Smith	1	20	1	20*				
Sam Ehlinger	1	8	0	8				
Reese Leitao	1	7	0	7				
Cade Brewer	1	6	0	6				
PUNTING								
	No.	Yds.	Avg.	Long	I20	TB		
Anthony Beck II	3	132	44.0	55	1	1		
FIELD GOALS								
	Att.	Made	Long	KICKS				
Tyler Bass	1	1	47	Made: 47				
ALL RETURNS								
	Punts			Kickoffs			Interceptions	
	No.	Yds.	Lg.	No.	Yds.	Lg.	No.	Yds. Lg.
Jake Smith	1	2	2	0	0	0	0	0 0 0
Joseph Ossai	0	0	0	0	0	0	1	8 8

Burrow, LSU Make History in Win Over Texas

Quarterback **Joe Burrow** passed for 471 yards, as No. 6 LSU earned its first non-conference road victory over a AP Top-10 team in program history, 45-38, over No. 9 Texas. Burrow finished 31-of-39 passing for 471 yards and four touchdowns. LSU had three receivers record more than 100 yards in a single game for the first time in program history: **Justin Jefferson** had nine catches for 163 yards with three touchdowns; **Ja'Marr Chase** added eight catches for 147 yards; **Terrace Marshall Jr.** had six catches for 123 yards with a touchdown. Burrow's 471 passing yards rank second-most in LSU history behind Rohan Davey's 528 at Alabama in 2001. Running back **Clyde Edwards-Helaire** led the Tigers with 87 yards on 15 carries with a touchdown in the fourth quarter. LSU recorded five sacks and had two goal-line stands in the first quarter in which the Tigers turned Texas over on downs twice inside the 2-yard line.

Scoring		1	2	3	4	F
LSU		3	17	3	22	45
UT		0	7	14	17	38
LSU	1Q	8:04	York 36 yd field goal			
UT	2Q	10:29	Eagles 55 yd pass from Ehlinger (Dicker kick)			
LSU	2Q	7:30	Jefferson 6 yd pass from Burrow (York kick)			
LSU	2Q	1:41	Cade York 33 yd field goal, 10-65 2:54			
LSU	2Q	0:47	Jefferson 21 yd pass from Burrow (York kick)			
UT	3Q	6:51	Sam Ehlinger 2 yd run (Dicker kick)			
LSU	3Q	5:10	Cade York 40 yd field goal			
UT	3Q	2:36	Smith 20 yd pass from Ehlinger (Dicker kick)			
LSU	4Q	14:52	Marshall Jr. 26 yd pass from Burrow (York kick)			
UT	4Q	12:09	Duvernay 44 yd pass from Ehlinger (Dicker kick)			
LSU	4Q	9:58	Edwards-Helaire 12 yd run (York kick)			
UT	4Q	3:59	Cameron Dicker 47 yd field goal			
LSU	4Q	2:27	Jefferson 61 yd pass from Burrow (Ja'Marr Chase pass from Joe Burrow)			
UT		4Q	0:22	Duvernay 15 yd pass from Ehlinger (Dicker kick)		

Team Stats	LSU	UT
FIRST DOWNS	28	30
Rushing	8	6
Passing	19	20
Penalty	1	4
NET YARDS RUSHING	102	121
Rushing Attempts	29	37
Average Per Rush	3.5	3.3
Rushing Touchdowns	1	1
Yards Gained Rushing	136	151
Yards Lost Rushing	34	30
NET YARDS PASSING	471	409
Completions-Attempts-Int	31-39-1	32-48-0
Average Per Attempt	12.1	8.5
Average Per Completion	15.2	12.8
Passing Touchdowns	4	4
TOTAL OFFENSE YARDS	573	530
Total offense plays	68	85
Average Gain Per Play	8.4	6.2
Fumbles: Number-Lost	0-0	1-0
Penalties: Number-Yards	6-65	6-50
PUNTS-YARDS	2-96	3-132
Average Yards Per Punt	48.0	44.0
Net Yards Per Punt	47.0	33.7
Inside 20	1	1
50+ Yards	1	1
Touchbacks	0	1
Fair catch	1	0
KICKOFFS-YARDS	9-585	7-359
Average Yards Per Kickoff	65.0	51.3
Net Yards Per Kickoff	40.0	37.0
Touchbacks	9	4
Fair Catch Yards	0	43
Punt returns: Number-Yards-TD	1-11-0	1-2-0
Average Per Return	11.0	2.0
Kickoff returns: Number-Yds-TD	0-0-0	0-0-0
Average Per Return	0.0	0.0
Interceptions: Number-Yds-TD	0-0-0	1-8-0
Fumble Returns: Number-Yds-TD	0-0-0	0-0-0
Miscellaneous Yards	0	0
Possession Time	26:07	33:53
1st Quarter	8:16	6:44
2nd Quarter	8:29	6:31
3rd Quarter	5:09	9:51
4th Quarter	4:13	10:47
Third-Down Conversions	6 of 12	8 of 15
Fourth-Down Conversions	0 of 0	1 of 3
Red-Zone Scores-Chances	5-5	3-5
Touchdowns	2-5	3-5
Field goals	3-5	0-5
Sacks By: Number-Yards	5-28	4-25
PAT Kicks	4-4	5-5
Field Goals	3-3	1-1
Points off turnovers	0	0

Game 3

Northwestern St.

14

September 14, 2019

#4 LSU

65

Tiger Stadium
Baton Rouge, La.
100,334

LSU

RUSHING	Att.	Gain	Lost	Net	TD	Long
Clyde Edwards-Helaire	13	51	1	50	1	13
Joe Burrow	7	35	5	30	1	9
Tyrion Davis-Price	7	29	0	29	2	10
Myles Brennan	1	9	0	9	0	9
Lanard Fournette	3	13	6	7	0	9
Team	1	0	1	-1	0	0
John Emery	3	4	6	-2	1	4

PASSING	Att.	Comp	Int	Yds	TD	Long	Sacks
Joe Burrow	21	24	1	373	2	65	1
Myles Brennan	8	9	0	115	0	35	0

RECEIVING	No.	Yds.	TD	Long
Terrace Marshall Jr.	6	75	2	21
Justin Jefferson	5	124	0	48
Jaray Jenkins	5	67	0	35
Stephen Sullivan	4	51	0	19
Derrick Dillon	3	41	0	26
Jontre Kirklin	2	75	0	65
Tyrion Davis-Price	2	20	0	18
Devonta Lee	1	28	0	28
Tory Carter	1	7	0	7

PUNTING	No.	Yds.	Avg.	Long	I20	TB
Zach Von Rosenberg	1	36	36.0	36	1	0

FIELD GOALS	Att.	Made	Long	KICKS
Cade York	1	1	26	Made: 26

ALL RETURNS	Punts			Kickoffs			Interceptions		
	No.	Yds.	Lg.	No.	Yds.	Lg.	No.	Yds.	Lg.
Derek Stingley Jr.	3	54	26	0	0	0	0	0	0
Trey Palmer	1	54	54	0	0	0	0	0	0
Clyde Edwards-Helaire	0	0	0	3	76	31	0	0	0

Northwestern State

RUSHING	Att.	Gain	Lost	Net	TD	Long
Stadford Anderson	9	30	0	30	0	7
Jared Wedt	7	18	2	16	0	6
Shelton Eppler	1	4	0	4	0	4
JaQuan Jackson	1	2	0	2	0	2
Trevor Morgan	2	1	0	1	0	1
Kaleb Fletcher	2	1	2	-1	0	1
Bryce Rivers	1	0	6	-6	0	0

PASSING	Att.	Comp	Int.	Yds.	TD	Long	Sacks
Shelton Eppler	21	38	0	225	2	28	0
Bryce Rivers	2	3	0	7	0	8	1

RECEIVING	No.	Yds.	TD	Long
Quan Shorts	8	66	1	17
David Fitzwater	3	68	1	27
Akile Davis	3	37	0	28
Gavin Landry	2	8	0	4
Trevor Morgan	2	7	0	8
Corey Smallwood	1	17	0	17
Jared West	1	12	0	12
Levar Gumms	1	8	0	8
Tanner Ash	1	6	0	6
Myles Ward	1	3	0	3

PUNTING	No.	Yds.	Avg.	Long	I20	TB
Parker Pastorello	7	290	41.4	49	1	0

FIELD GOALS	Att.	Made	Long	KICKS
Scotty Roblow	1	0	--	Miss: 34

ALL RETURNS	Punts			Kickoffs			Interceptions		
	No.	Yds.	Lg.	No.	Yds.	Lg.	No.	Yds.	Lg.
Myles Ward	0	0	0	1	16	16	0	0	0
Dylan Wilson	0	0	0	0	0	0	1	8	8

LSU Wins 800th Game in Big Win Over Demons

No. 4-ranked LSU Football amassed 610 yards of total offense to become the 12th program in NCAA Division I history to win 800 games, as the Tigers defeated Northwestern State, 65-14, on Saturday in Tiger Stadium. LSU (3-0), which passed for at least 300 yards for the fourth-straight game, scored 48 unanswered points to end the contest including a 41-0 second-half shutout. Senior quarterback **Joe Burrow** led the way for the nearly unstoppable Tigers offense, completing 21-of-24 passes for 373 yards with two touchdowns and an interception that led the the Demons' second-quarter touchdown. Wide receiver **Justin Jefferson** led the way with 124 yards on five carries, while **Terrace Marshall Jr.** caught touchdown passes of 14 and 6 yards on his way to 75 receiving yards on a team-high six receptions. LSU's **Clyde Edwards-Helaire** and freshman **Tyrion Davis-Price** each scored a pair of rushing touchdowns, while Burrow scored from 5 yards with a third-quarter run.

Scoring	1	2	3	4	F
NSU	7	7	0	0	14
LSU	3	21	27	14	65

LSU	1Q	5:30	York 26 yd field goal
NSU	1Q	0:16	Shorts 17 yd pass from Eppler (Roblow Kick)
LSU	2Q	12:38	Edwards-Helaire 4 yd run (York kick)
LSU	2Q	8:50	Marshall 14 yd pass from Burrow (York kick)
NSU	2Q	5:38	Fitzwater 26 yd pass from Eppler (Roblow kick)
LSU	2Q	3:27	Edwards-Helaire 3 yd run (York kick)
LSU	3Q	13:19	Burrow 5 yd run (York missed kick)
LSU	3Q	9:36	Marshall 6 yd pass from Burrow (York kick)
LSU	3Q	6:26	Emery 4 yd run (York kick)
LSU	3Q	2:16	Davis-Price 1 yd run (York kick)
LSU	4Q	7:22	Palmer 54 yd punt return (York kick)
LSU	4Q	2:12	Davis-Price 2 yd run (York kick)

Team Stats	NSU	LSU
FIRST DOWNS	15	31
Rushing	3	12
Passing	10	18
Penalty	2	1
NET YARDS RUSHING	46	122
Rushing Attempts	23	35
Average Per Rush	2.0	3.5
Rushing Touchdowns	0	6
Yards Gained Rushing	56	141
Yards Lost Rushing	10	19
NET YARDS PASSING	232	488
Completions-Attempts-Int	23-41-0	29-33-1
Average Per Attempt	5.7	14.8
Average Per Completion	10.1	16.8
Passing Touchdowns	2	2
TOTAL OFFENSE YARDS	278	610
Total offense plays	64	68
Average Gain Per Play	4.3	9.0
Fumbles: Number-Lost	0-0	0-0
Penalties: Number-Yards	3-34	4-55
PUNTS-YARDS	7-290	1-36
Average Yards Per Punt	41.4	36.0
Net Yards Per Punt	26.0	36.0
Inside 20	1	1
50+ Yards	0	0
Touchbacks	0	0
Fair catch	1	0
KICKOFFS-YARDS	3-184	11-690
Average Yards Per Kickoff	61.3	62.7
Net Yards Per Kickoff	36.0	40.8
Touchbacks	0	9
Fair Catch Yards	0	0
Punt returns: Number-Yards-TD	0-0-0	4-108-1
Average Per Return	0.0	27.0
Kickoff returns: Number-Yds-TD	1-16-0	3-76-0
Average Per Return	16.0	25.3
Interceptions: Number-Yds-TD	1-8-0	0-0-0
Fumble Returns: Number-Yds-TD	0-0-0	0-0-0
Miscellaneous Yards	0	0
Possession Time	33:38	26:22
1st Quarter	10:25	4:35
2nd Quarter	7:00	8:00
3rd Quarter	6:45	8:15
4th Quarter	9:28	5:32
Third-Down Conversions	6 of 17	5 of 7
Fourth-Down Conversions	0 of 2	0 of 0
Red-Zone Scores-Chances	1-3	9-9
Touchdowns	1-3	8-9
Field goals	0-3	1-9
Sacks By: Number-Yards	1-5	1-6
PAT Kicks	2-2	8-9
Field Goals	0-1	1-1
Points off turnovers	0	0

Game 4

#4 LSU
Vanderbilt

66
38
September 21, 2019
Vanderbilt Stadium
Nashville, Tenn.
32,048

LSU

RUSHING	Att.	Gain	Lost	Net	TD	Long
Clyde Edwards-Helaire	14	114	8	106	1	46
John Emery	9	51	0	51	1	21
Ty Davis-Price	4	20	1	19	0	9
Myles Brennan	2	14	0	14	0	9
Chris Curry	4	14	4	10	0	9
Lanard Fournette	1	1	0	1	0	1
Joe Burrow	2	0	20	-20	0	0

PASSING	Att.	Comp	Int	Yds	TD	Long	Sacks
Joe Burrow	25	34	0	398	6	64	2
Myles Brennan	1	4	1	20	0	20	0

RECEIVING	No.	Yds.	TD	Long
Ja'Marr Chase	10	229	4	64
Racey McMath	5	48	1	20
T. Marshall	4	75	0	29
Stephen Sullivan	3	48	0	30
Just. Jefferson	2	18	1	14
C. Ed.-Helaire	1	1	0	1
Ty Davis-Price	1	-1	0	0

PUNTING	No.	Yds.	Avg.	Long	I20	TB
Zach Von Rosenberg	5	211	42.2	56	2	0

FIELD GOALS	Att.	Made	Long	KICKS
Cade York	1	1	25	Made: 25

ALL RETURNS	Punts			Kickoffs			Interceptions		
	No.	Yds.	Lg.	No.	Yds.	Lg.	No.	Yds.	Lg.
C. Ed.-Helaire	0	0	0	1	22	22	0	0	0
JaCoby Stevens	0	0	0	0	0	0	1	0	0
Micah Baskerville	1	23	0	1	46	46	0	0	0
Derek Stingley	2	1	1	0	0	0	1	0	0
Trey Palmer	1	1	1	0	0	0	0	0	0

Vanderbilt

RUSHING	Att.	Gain	Lost	Net	TD	Long
Ke'Shawn Vaughn	20	138	8	130	2	52
Ja'Veon Marlow	3	19	0	19	0	8
Keyon Brooks	5	3	3	0	0	2
Riley Neal	6	19	23	-4	0	11

PASSING	Att.	Comp	Int.	Yds.	TD	Long	Sacks
Riley Neal	15	31	1	206	1	36	3
Deuce Wallace	4	8	1	23	0	12	0

RECEIVING	No.	Yds.	TD	Long
Kalija Lipscomb	5	68	1	36
Jared Pinkney	4	47	0	30
Cam Johnson	2	54	0	28
Ke'Shawn Vaughn	2	21	0	19
J SheltonMosley	2	11	0	9
Ben Bresnahan	2	9	0	8
James Bostic	1	12	0	12
C.J. Bolar	1	7	0	7

PUNTING	No.	Yds.	Avg.	Long	I20	TB
Harrison Smith	7	329	47.0	66	1	1
TEAM	1	0	0.0	0	0	0

FIELD GOALS	Att.	Made	Long	KICKS
Riley Guay	1	1	41	Made: 41

ALL RETURNS	Punts			Kickoffs			Interceptions		
	No.	Yds.	Lg.	No.	Yds.	Lg.	No.	Yds.	Lg.
J SheltonMosley	1	11	11	0	0	0	0	0	0
Randall Haynie	0	0	0	0	0	0	1	47	47

Burrow, Chase Lead LSU to Big SEC Blowout

Joe Burrow and the fourth-ranked LSU Football team continued to set records, as the Tigers defeated Vanderbilt, 66-38, on Saturday afternoon. Burrow completed 25-of-34 yards for 398 yards with a school-record six touchdowns. Chase became the third LSU receiver to score at least four touchdowns in a game while posting 229 receiving yards - fourth-most in LSU history. Chase caught a game-high 10 passes, while Terrace Marshall Jr. added four catches for 75 yards and Racey McMath had five catches for 48 yards and a touchdown. LSU's Clyde Edwards-Helaire earned his third career 100-yard rushing game with 106 yards on 14 carries including a 9-yard touchdown that capped the Tigers' 28-point first quarter. Jacob Phillips led the Tigers with 10 tackles, while freshman cornerback Derek Stingley Jr. and JaCoby Stevens each had interceptions. Micah Baskerville was the star of special teams, coming up with a 46-yard return of an onside kick to the Vanderbilt 1-yard line and blocking a punt and recovering the ball in the end zone for a touchdown.

Scoring	1	2	3	4	F
LSU	28	10	21	7	66
Vanderbilt	7	10	14	7	38

Vandy	1Q	11:04	Vaughn 5 yd run (Guay kick)
LSU	1Q	9:51	Jefferson 4 yd pass from Burrow (York kick)
LSU	1Q	8:38	Chase 64 yd pass from Burrow (York kick)
LSU	1Q	4:58	Edwards-Helaire 9 yd run (York kick)
LSU	1Q	0:51	Chase 25 yd pass from Burrow (York kick)
Vandy	2Q	12:14	Guay 41 yd field goal
LSU	2Q	5:55	York 25 yd field goal
LSU	2Q	1:56	Chase 51 yd pass from Burrow (York kick)
Vandy	2Q	0:49	McAllister 0 yd fumble recovery (Guay kick)
LSU	3Q	14:48	McMath 6 yd pass from Burrow (York kick)
Vandy	3Q	13:25	Vaughn 52 yd run (Guay kick)
LSU	3Q	9:29	Chase 16 yd pass from Burrow (York kick)
LSU	3Q	7:22	Baskerville 0 yd blocked punt (York kick)
Vandy	3Q	1:06	Lipscomb 18 yd pass from Neal (Guay kick)
LSU	4Q	9:37	Emery 6 yd run (York kick)
Vandy	4Q	1:51	Haynie 47 yd interception (Rice kick)

Team Stats	LSU	Vandy
FIRST DOWNS	26	17
Rushing	9	5
Passing	15	10
Penalty	2	2
NET YARDS RUSHING	181	145
Rushing Attempts	36	34
Average Per Rush	5.0	4.3
Rushing Touchdowns	2	2
Yards Gained Rushing	214	179
Yards Lost Rushing	33	34
NET YARDS PASSING	418	229
Completions-Attempts-Int	26-38-1	19-39-2
Average Per Attempt	11.0	5.9
Average Per Completion	16.1	12.1
Passing Touchdowns	6	1
TOTAL OFFENSE YARDS	599	374
Total offense plays	74	73
Average Gain Per Play	8.1	5.1
Fumbles: Number-Lost	1-1	0-0
Penalties: Number-Yards	6-54	3-27
PUNTS-YARDS	5-211	8-329
Average Yards Per Punt	42.2	41.1
Net Yards Per Punt	40.0	35.5
Inside 20	2	1
50+ Yards	2	2
Touchbacks	0	1
Fair catch	2	1
KICKOFFS-YARDS	11-715	6-327
Average Yards Per Kickoff	65.0	54.5
Net Yards Per Kickoff	40.0	30.7
Touchbacks	11	3
Fair Catch Yards	0	45
Punt returns: Number-Yards-TD	4-25-1	1-11-0
Average Per Return	6.2	11.0
Kickoff returns: Number-Yds-TD	2-68-0	0-0-0
Average Per Return	34.0	0.0
Interceptions: Number-Yds-TD	2-0-0	1-47-1
Fumble Returns: Number-Yds-TD	0-0-0	0-0-1
Miscellaneous Yards	0	0
Possession Time	27:27	32:33
1st Quarter	4:35	10:25
2nd Quarter	8:20	6:40
3rd Quarter	6:09	8:51
4th Quarter	8:23	6:37
Third-Down Conversions	7 of 15	6 of 17
Fourth-Down Conversions	1 of 1	1 of 2
Red-Zone Scores-Chances	6-6	3-3
Touchdowns	5-6	2-3
Field goals	1-6	1-3
Sacks By: Number-Yards	3-23	2-20
PAT Kicks	9-9	5-5
Field Goals	1-1	1-1
Points off turnovers	0	14

Game 5

Utah State

#5 LSU

642

October 5, 2019
Tiger Stadium
Baton Rouge, La.
100,266

LSU								
RUSHING								
	Att.	Gain	Lost	Net	TD	Long		
C. Edwards-Helaire	14	72	0	72	0	11		
Tyrion Davis-Price	11	54	1	53	0	11		
John Emery	8	45	0	45	0	13		
Joe Burrow	10	51	9	42	1	21		
Chris Curry	6	24	0	24	0	7		
Myles Brennan	2	11	0	11	0	6		
Adrian Magee	0	1	0	1	0	0		
PASSING								
	Att.	Comp		Int	Yds	TD	Long Sacks	
Joe Burrow	27	38		1	344	5	39 2	
Myles Brennan	1	1		0	9	0	9 0	
RECEIVING								
	No.	Yds.	TD	Long				
Justin Jefferson	9	155	2	39				
Ja'Marr Chase	3	54	1	25				
Derrick Dillon	4	42	1	19				
Thaddeus Moss	5	39	1	13				
John Emery	4	34	0	12				
C. Edwards-Helaire	1	12	0	12				
Racey McMath	1	9	0	9				
Stephen Sullivan	1	8	0	8				
PUNTING								
	No.	Yds.	Avg.	Long	I20	TB		
Zach Von Rosenberg	2	91	45.5	55	1	1		
FIELD GOALS								
	Att.	Made	Long	KICKS				
Cade York	0	1	--	Missed: 53				
ALL RETURNS								
	Punts			Kickoffs			Interceptions	
	No.	Yds.	Lg.	No.	Yds.	Lg.	No.	Yds. Lg.
Trey Palmer	1	10	10	0	0	0	0	0 0 0
C. Edwards-Helaire	0	0	0	1	38	38	0	0 0 0
Kary Vincent Jr.	0	0	0	0	0	0	1	5 5
Grant Delpit	0	0	0	0	0	0	1	0 0 0
Derek Stingley Jr.	0	0	0	0	0	0	1	0 0 0
Utah State								
RUSHING								
	Att.	Gain	Lost	Net	TD	Long		
Gerold Bright	8	20	2	18	0	8		
Enoch Nawahine	7	12	2	10	0	4		
Riley Burt	4	8	0	8	0	5		
Jordan Love	2	0	8	-8	0	0		
TEAM	1	0	9	-9	0	0		
PASSING								
	Att.	Comp		Int.	Yds.	TD	Long Sacks	
Jordan Love	15	30	130	0	3	35	2	
Henry Columbi	1	1	10	0	0	10	0	
RECEIVING								
	No.	Yds.	TD	Long				
Jordan Nathan	4	51	0	35				
Siaosi Mariner	2	45	0	35				
Savon Scarver	2	20	0	12				
Deven Thompson	2	18	0	10				
Derek Wright	1	10	0	10				
Carson Terrell	1	8	0	8				
Caleb Repp	1	-2	0	0				
Gerold Bright	2	-4	0	1				
Enoch Nawahine	1	-6	0	0				
PUNTING								
	No.	Yds.	Avg.	Long	I20	TB		
Pierce Callister	7	273	39.0	47	2	0		
FIELD GOALS								
	Att.	Made	Long	KICKS				
Dominik Eberle	2	2	47	Made: 30, 47				
ALL RETURNS								
	Punts			Kickoffs			Interceptions	
	No.	Yds.	Lg.	No.	Yds.	Lg.	No.	Yds. Lg.
Savon Scarver	0	0	0	1	21	21	0	0 0 0
Cameron Haney	0	0	0	0	0	0	1	19 19

No. 5 LSU Dominates on Both Sides in 42-6 Win

Fifth-ranked LSU out-gained Utah State, 601-159, on its way to a midday victory that wrapped up non-conference play for the Tigers, 42-6. Overcoming a pair of turnovers, LSU (5-0) was again led by quarterback **Joe Burrow**, who completed 27-of-38 passes for 344 yards with five touchdowns. Wide receiver **Justin Jefferson** led LSU with nine catches for 155 yards and two touchdowns, while tight end **Thaddeus Moss** caught five passes for 39 yards including an 8-yard TD. **Clyde Edwards-Helaire** carried a game-high 14 times for 72 net yards. LSU allowed only 1-of-12 on third downs, recorded 10 tackles for loss and interceptions by **Grant Delpit**, **Derek Stingley Jr.** and **Kary Vincent Jr.** **Patrick Queen** led the Tigers with six tackles, as Utah State ran only 53 plays and tallied only 56 yards of total offense in the second half.

Scoring		1	2	3	4	F
Utah State		6	0	0	0	6
LSU		7	14	14	7	42
LSU	1Q	10:41	7 yd pass from Burrow to Dillon (York kick)			
USU	1Q	6:25	30 yd field goal from Eberle			
USU	1Q	1:45	47 yd field goal from Eberle			
LSU	2Q	14:03	1 yd run by Burrow (York kick)			
LSU	2Q	4:44	25 yd pass from Burrow to Chase (York kick)			
LSU	3Q	9:55	4 yd pass from Burrow to Jefferson (York kick)			
LSU	3Q	2:54	39 yd pass from Burrow to Jefferson (York kick)			
LSU	4Q	13:23	8 yd pass from Burrow to Moss (York kick)			

Team Stats		USU	LSU
First Downs		10	32
Rushing		1	15
Passing		8	16
Penalty		1	1
Net Yards Rushing		19	248
Attempts		22	51
Avg. Per Rush		0.9	4.9
Rushing TDs		0	1
Yds. Gained		40	258
Yds. Lost		21	10
Net Yards Passing		140	353
Comp.-Att.-Int.		16-31-3	28-39-1
Avg. / Att.		4.5	9.1
Avg. / Comp.		8.8	12.6
TDs		0	5
Total Offense Yards		159	601
Plays		53	90
Avg. / Play		3.0	6.7
Fumbles - Lost		0-0	3-1
Penalties - Yds.		3-25	5-41
Punts - Yds.		7-273	2-91
Avg. / Punt		39.0	45.5
Inside 20		2	1
50+ Yds.		0	1
Touchbacks		0	1
Fair Catch		4	1
Kickoffs - Yds.		3-166	7-455
Avg. Yds. / Kickoff		55.3	65.0
Touchbacks		1	6
Punt Returns: Total - Yds. - TDs		0-0-0	1-10-0
Avg. / Return		0	10.0
Kickoff Returns: Total - Yds. - TDs		1-21-0	1-38-0
Avg. / Return		21.0	38.0
INT: Total - Yds. - TDs		1-19-0	3-5-0
Fumble: Total - Yds. - TDs		0-0-0	0-0-0
Poss. Time		18:57	41:03
3rd. Down Conv.		1 of 12	11 of 17
4th. Down Conversions		0 of 0	0 of 1
Red-Zone: Scores - Chances		1-1	4-4
Sacks: Total - Yds.		2-9	2-8
PAT: Total - Made		0-0	6-6
Field Goals: Total - Made		2-2	0-1
Points off Turnovers		3	14

Game 6

#7 Florida

28

October 12, 2019

#5 LSU

42

Tiger Stadium
Baton Rouge, La.
102,321

LSU

RUSHING	Att.	Gain	Lost	Net	TD	Long
Clyde Edwards-Helaire	13	136	2	134	2	57
Joe Burrow	6	43	0	43	0	19
Tyrion Davis-Price	3	40	0	40	1	33
John Emery	1	2	0	2	0	2
Team	1	0	1	-1	0	0

PASSING	Att.	Comp	Int	Yds	TD	Long	Sacks
Joe Burrow	21	24	0	293	3	54	0

RECEIVING	No.	Yds.	TD	Long
Ja'Marr Chase	7	127	2	54
Justin Jefferson	10	123	1	36
Thaddeus Moss	3	38	0	25
Stephen Sullivan	1	5	0	5

PUNTING	No.	Yds.	Avg.	Long	I20	TB
Zach Von Rosenberg	2	81	40.5	49	2	0

FIELD GOALS	Att.	Made	Long	KICKS
Cade York	0	1	--	Missed: 44

ALL RETURNS	Punts			Kickoffs			Interceptions		
	No.	Yds.	Lg.	No.	Yds.	Lg.	No.	Yds.	Lg.
Clyde Edwards-Helaire	0	0	0	1	20	20	0	0	0
Derek Stingley	0	0	0	0	0	0	1	0	0

Florida

RUSHING	Att.	Gain	Lost	Net	TD	Long
Lamical Perine	17	68	3	65	0	17
Emory Jones	9	36	0	36	0	12
Kyle Trask	10	40	19	21	0	12
Josh Hammond	1	11	0	11	0	11
Freddie Swain	1	8	0	8	0	8
Malik Davis	2	5	0	5	0	4

PASSING	Att.	Comp	Int.	Yds.	TD	Long	Sacks
Kyle Trask	23	39	1	310	3	28	2
Emery Jones	1	3	0	1	1	1	0
Lamical Perine	0	1	0	0	0	0	0
Team	0	1	0	0	0	0	0

RECEIVING	No.	Yds.	TD	Long
Kyle Pitts	5	108	0	28
Van Jefferson	8	73	2	20
Freddie Swain	2	39	0	21
Trevon Grimes	3	30	1	19
Jacob Copeland	2	25	0	13
Tyrie Cleveland	1	17	0	17
Lamical Perine	2	12	1	11
Josh Hammond	1	7	0	7

PUNTING	No.	Yds.	Avg.	Long	I20	TB
Tommy Townsend	4	171	42.8	49	1	0

FIELD GOALS	Att.	Made	Long	KICKS
-------------	------	------	------	-------

ALL RETURNS	Punts			Kickoffs			Interceptions		
	No.	Yds.	Lg.	No.	Yds.	Lg.	No.	Yds.	Lg.

Death Valley Comes Alive, as No. 5 LSU Tops No. 7 Florida

LSU quarterback **Joe Burrow** tossed three touchdowns and running back **Clyde Edwards-Helaire** ran for two more, as the fifth-ranked LSU Football team shutout No. 7 Florida in the final 25 minutes of a 42-28 victory. The Tigers defense stepped up its game for the duration, while its offense continued to operate like a surgeon - slicing Florida to the tune of 10.6 yards per play, third-most in school history and most against an SEC opponent. LSU ran only 48 plays against the Gators and scored 42 points while facing third down only four times, the fewest on record by a Tigers team (records since 1978). Edwards-Helaire and freshman running back **Tyrion Davis-Price** added third-quarter touchdowns of 5 and 33 yards to give LSU a lead it wouldn't relinquish with 3:15 remaining in the third quarter. Leading by a touchdown midway through the fourth quarter, Burrow connected on a 54-yard touchdown pass to **Ja'Marr Chase** that gave LSU an insurmountable two-score advantage. Burrow and the Tigers offense were a model of efficiency against the Gators. The LSU signal caller completed 21-of-24 passes for 293 yards with two touchdown passes to Chase and another to **Justin Jefferson**, who led LSU with 10 catches for 123 yards. Chase had a team-high 127 yards on seven receptions. Edwards-Helaire had 134 net rushing yards, while Burrow added 43 on six carries without being sacked. Davis-Price made the most of his three carries, totaling 40 yards. The Tigers defense overcame a frustrating first half - which included a dropped interception in the end zone which resulted in a Florida touchdown - to shutout the Gators with the game in the balance.

Scoring	1	2	3	4	F
Florida	7	14	7	0	28
LSU	7	14	14	7	42

LSU	1Q	9:55	9 yd pass from Burrow to Chase (York PAT)
UF	1Q	3:34	5 yd pass from Trask to Grimes (McPherson PAT)
LSU	2Q	12:44	7 yd pass from Burrow to Jefferson (York PAT)
UF	2Q	5:48	1 yd pass from Jones to Perine (McPherson PAT)
LSU	2Q	3:55	36 yd run by Ed.-Helaire (York PAT)
UF	2Q	0:04	6 yd pass from Trask to Jefferson (McPherson PAT)
UF	3Q	10:54	2 yd pass from Trask to Jefferson (McPherson PAT)
LSU	3Q	7:12	5 yd run by Ed.-Helaire (York PAT)
LSU	3Q	3:15	33 yd run by Davis-Price (York PAT)
LSU	4Q	5:43	54 yd pass from Burrow to Chase (York PAT)

Team Stats	USU	LSU
First Downs	28	22
Rushing	8	8
Passing	18	13
Penalty	2	1
Net Rushing Yards	146	218
Attempts	40	24
Avg. Per Rush	3.7	9.1
Rushing TDs	0	3
Yds. Gained	168	221
Yds. Lost	22	3
Net Yarss Passing	311	293
Comp.-Att.-Int.	24-44-1	21-24-0
Avg. / Att.	7.1	12.2
Avg. / Comp.	13.0	14.0
TDs	4	3
Total Offense Yards	457	511
Plays	84	48
Avg. / Play	5.4	10.6
Fumbles - Lost	0-0	0-0
Penalties - Yds.	5-39	4-28
Punts - Yds.	4-171	2-81
Avg. / Punt	42.8	40.5
Inside 20	1	2
50+ Yds.	0	0
Touchbacks	0	0
Fair Catch	2	1
Kickoffs - Yds.	5-245	7-455
Avg. Yds. / Kickoff	49.0	65.0
Touchbacks	1	7
Punt Returns: Total - Yds. - TDs	0-0-0	0-0-0
Punt: Avg. / Return	0	0
Kickoff Returns: Total - Yds. - TDs	0-0-0	1-20-0
Kickoff: Avg. / Return	0	20.0
INT: Total - Yds. - TDs	0-0-0	1-0-0
Fumble: Total - Yds. - TDs	0-0-0	0-0-0
Poss. Time	38:19	21:41
3rd. Down Conv.	9 of 17	1 of 4
4th. Down Conversions	1 of 2	0 of 0
Red-Zone: Scores - Chances	4-6	3-3
Sacks: Total - Yds.	0-0	2-17
PAT: Total - Made	4-4	6-6
Field Goals: Total - Made	0-0	0-1
Points off Turnovers	0	7

Game 7

#2 LSU	36	October 9, 2019
Mississippi State	13	Davis Wade Stadium
		Starkville, MS
		59,282

LSU										
RUSHING		Att.	Gain	Lost	Net	TD	Long			
Clyde Edwards-Helaire		11	55	2	53	0	17			
Tyrion Davis-Price		6	49	0	49	0	19			
John Emery Jr.		2	0	1	-1	0	0			
Team		2	0	4	-4	0	0			
Joe Burrow		4	11	22	-11	0	11			
PASSING		Att.	Comp	Int	Yds	TD	Long	Sacks		
Joe Burrow		25	32	0	327	4	60	3		
Myles Brennan		0	3	0	0	0	0	0		
RECEIVING		No.	Yds.	TD	Long					
Justin Jefferson		8	89	1	19					
Racey McMath		3	76	1	60					
Ja'Marr Chase		5	48	1	18					
Thaddeus Moss		3	48	0	24					
Derrick Dillon		1	37	1	37					
Clyde Edwards-Helaire		2	15	0	8					
Steph. Sullivan		2	9	0	6					
Ty Davis-Price		1	5	0	5					
PUNTING		No.	Yds.	Avg.	Long	I20	TB			
Zach Von Rosenberg		5	233	46.6	57	2	1			
FIELD GOALS		Att.	Made	Long	KICKS					
Cade York		3	3	25	Made: 20, 23, 25					
		Punts			Kickoffs			Interceptions		
ALL RETURNS		No.	Yds.	Lg.	No.	Yds.	Lg.	No.	Yds.	Lg.
Derek Stingley		1	2	2	0	0	0	0	0	0
Clyde Edwards-Helaire		0	0	0	2	24	22	0	0	0
Kristian Fulton		0	0	0	0	0	0	1	0	0
JaCoby Stevens		0	0	0	0	0	0	1	9	9

Mississippi State

RUSHING		Att.	Gain	Lost	Net	TD	Long			
Garrett Shrader		19	72	6	66	1	12			
Kylin Hill		15	41	7	34	0	11			
Deddrick Thomas		1	5	0	5	0	5			
Nick Gibson		2	1	4	-3	0	1			
PASSING		Att.	Comp	Int.	Yds.	TD	Long	Sacks		
Garrett Shrader		17	28	2	238	1	29	2		
RECEIVING		No.	Yds.	TD	Long					
Stephen Guidry		6	98	1	24					
Isaiah Zuber		3	53	0	29					
Deddrick Thomas		3	31	0	17					
Nick Gibson		1	24	0	24					
Lee Witherspoon		2	16	0	12					
Farrod Green		1	11	0	11					
Kylin Hill		1	5	0	5					
PUNTING		No.	Yds.	Avg.	Long	I20	TB			
Tucker Day		5	214	42.8	70	1	1			
FIELD GOALS		Att.	Made	Long	KICKS					
No Stats										
		Punts			Kickoffs			Interceptions		
ALL RETURNS		No.	Yds.	Lg.	No.	Yds.	Lg.	No.	Yds.	Lg.
Malik Dear		2	3	7	0	0	0	0	0	0
Isaiah Zuber		0	0	0	1	28	28	0	0	0

Burrow Sets Single-Season Records in Win at State

In only seven games, LSU quarterback **Joe Burrow** broke two LSU single-season touchdown records, as the No. 2 Tigers defeated Mississippi State, 36-13. Burrow, a senior who is putting an onslaught on the LSU record book, was 25-of-32 for 327 yards with four touchdowns. Burrow, who tied Rohan Davey (1998-2001) with seven 300-yard passing games in his career. With a 37-yard touchdown pass to wide receiver **Derrick Dillon** in the third quarter, Burrow set LSU's single-season record with his 30th touchdown responsible for (28 passing, 2 rushing). JaMarcus Russell (2006) and Matt Mauck (2003) held the record with 29. Later in the third quarter, an 18-yard touchdown pass to **Justin Jefferson** was Burrow's 29th of the season, breaking LSU's single-season record also held by Russell and Mauck. Jefferson led LSU with eight catches for 89 yards and a touchdowns, while **Ja'Marr Chase** added five catches for 48 yards and also scored. **Racey McMath** was on the receiving end of a 60-yard touchdown and finished with three catches for 76 yards, while **Thaddeus Moss** had three catches for 48 yards. Defensively, LSU forced three turnovers including interceptions by **JaCoby Stevens** and **Kristian Fulton**, and a fumble forced by **Michael Divinity Jr.** and recovered by **Rashard Lawrence**. Safety **Grant Delpit** led the Tigers with a career-high 11 tackles with a quarterback hurry, while Stevens, linebacker **Jacob Phillips** and safety **Kary Vincent Jr.** each added eight tackles.

Scoring		1	2	3	4	F
LSU		3	19	14	0	36
MSU		0	7	0	6	13
LSU	1Q	7:52	20 yd Field Goal by Cade York			
LSU	2Q	12:27	23 yd Field Goal by Cade York			
LSU	2Q	8:33	25 yd Field Goal by Cade York			
MSU	2Q	5:24	12 yd run by Shrader (Christmann kick)			
LSU	2Q	5:07	60 yd pass from Burrow to McMath			
LSU	2Q	0:50	8 d pass from Burrow to Chase (York kick)			
LSU	3Q	10:36	37 yd pass from Burrow to Dillon (York kick)			
LSU	3Q	5:36	18 yd pass from Burrow to Jefferson (York kick)			
MSU	4Q	0:59	24 yd pass from Shrader to Guidry (Failed Conv.)			

Team Stats		LSU	MSU
Total First Downs		21	21
Rushing		8	5
Passing		10	12
Penalty		3	4
Net Yards Rushing		86	102
Attempts		25	37
Avg. Per Rush		3.4	2.8
Rushing TDs		0	1
Yds. Gained		115	119
Yds. Lost		29	17
Net Yards Passing		327	238
Comp.-Att.-Int.		25-35-0	17-28-2
Avg. / Att.		9.3	8.5
Avg. / Comp.		13.1	14.0
TDs		4	1
Total Offensive Yards		413	340
Plays		60	65
Avg. / Play		6.9	5.2
Fumbles - Lost		1-0	1-1
Penalties - Yds.		7-88	13-109
Punts - Yds.		5-233	5-214
Avg. / Punt		46.6	42.8
Inside 20		2	1
50+ Yds.		2	1
Touchbacks		1	1
Fair Catch		1	1
Kickoffs - Yds.		8-518	3-179
Avg. Yds. / Kickoff		64.8	59.7
Touchbacks		7	1
Punt Returns: Total - Yds. - TDs		1-2-0	2-3-0
Punt: Avg. / Return		2.0	1.5
Kickoff Returns: Total - Yds. - TDs		2-24-0	1-28-0
Kickoffs: Avg. / Return		12.0	28.0
INT: Total - Yds. - TDs		2-9-0	0-0-0
Fumble: Total - Yds. - TDs		1-1-0	0-0-0
Poss. Time		25:39	34:21
3rd. Down Conv.		3 of 11	3 of 12
4th. Down Conversions		0 of 0	0 of 2
Red-Zone: Scores - Chances		5-5	1-1
Sacks: Total - Yds.		2-6	3-22
PAT: Total - Made		3-4	1-1
Field Goals: Total - Made		3-3	0-0
Points off Turnovers		10	0

Game 8

#9 Auburn 20 October 26, 2019
#2 LSU 23 Tiger Stadium
Baton Rouge, LA
102,160

LSU										
RUSHING		Att.	Gain	Lost	Net	TD	Long			
Clyde Edwards-Helaire		26	140	4	136	1	26			
Joe Burrow		13	47	16	31	1	14			
Ty Davis-Price		4	22	0	22	0	7			
Team		3	0	2	-2	0	0			
PASSING		Att.	Comp		Int	Yds	TD	Long Sacks		
Joe Burrow		32	42		1	321	1	45 3		
RECEIVING		No.	Yds.	TD	Long					
Ja'Marr Chase		8	123	0	45					
Just. Jefferson		7	60	0	21					
Clyde Edwards-Helaire		7	51	0	13					
Thaddeus Moss		7	45	0	12					
T. Marshall		2	29	1	20					
Ty Davis-Price		1	13	0	13					
PUNTING		No.	Yds.	Avg.	Long	I20	TB			
Zach Von Rosenberg		6	229	38.2	45	0	1			
FIELD GOALS		Att.	Made	Long	KICKS					
Cade York		1	1	20	Made: 20					
		Punts			Kickoffs			Interceptions		
ALL RETURNS		No.	Yds.	Lg.	No.	Yds.	Lg.	No.	Yds.	Lg.
Derek Stingley		2	7	7	0	0	0	1	0	0

Auburn									
RUSHING									
	Att.	Gain	Lost	Net	TD	Long			
D.J. Williams	13	131	1	130	0	70			
Shaun Shivers	4	22	0	22	0	13			
J. Whitlow	3	9	0	9	0	5			
Joey Gatewood	1	2	0	2	0	2			
Kam Martin	1	2	0	2	0	2			
Malik Miller	1	1	0	1	0	1			
Bo Nix	9	16	32	-16	1	6			
TEAM	1	0	20	-20	0	0			
PASSING									
	Att.	Comp		Int.	Yds.	TD	Long	Sacks	
Bo Nix	15	35		1	157	1	34	3	
TEAM	0	1		0	0	0	0	0	
RECEIVING									
	No.	Yds.	TD	Long					
Seth Williams	4	65	1	34					
A. Schwartz	3	33	0	18					
D.J. Williams	2	21	0	13					
Eli Stove	2	12	0	11					
Malik Miller	1	11	0	11					
Jay Jay Wilson	2	9	0	5					
John Shenker	1	6	0	6					
PUNTING									
	No.	Yds.	Avg.	Long	I20	TB			
Arryn Siposs	10	462	46.2	55	3	0			
FIELD GOALS									
	Att.	Made	Long	KICKS					
Anders Carlson	2	2	30	Made: 30, 23					
ALL RETURNS									
	Punts			Kickoffs			Interceptions		
	No.	Yds.	Lg.	No.	Yds.	Lg.	No.	Yds.	Lg.
Christian Tutt	1	3	3	0	0	0	0	0	0
N. Igbinoghene	0	0	0	1	32	32	0	0	0
Shaun Shivers	0	0	0	1	27	27	0	0	0
Roger McCreary	0	0	0	0	0	0	1	0	0

No. 2 LSU Earns 10th-Straight Home Win Over Auburn

No. 2 LSU had more than 500 yards of total offense and overcame a pair of turnovers to defeat No. 9 Auburn, 23-20, on Saturday afternoon in Tiger Stadium. LSU (8-0, 4-0 SEC) was again led by quarterback **Joe Burrow**, who posted career highs in passes (32) and attempts (42) for 321 yards with a touchdown passing and another rushing that put the home-standing Tigers ahead by 10 points early in the fourth quarter. Burrow's sixth 300-yard passing game tied Rohan Davey for LSU's single-season record. Running back **Clyde Edwards-Helaire** had a game-high 136 rushing yards on 26 carries including a 6-yard touchdown in the third quarter that put LSU up 16-13. Wide receiver **Ja'Marr Chase** had a game-high 123 receiving yards for LSU, while Edwards-Helaire, **Justin Jefferson**, and tight end **Thaddeus Moss** each caught seven passes from Burrow. LSU earned its third AP Top-10 victory in the 2019 season and head coach Ed Orgeron's eighth in his 42nd game as the Tigers' head coach. Defensively, LSU held Auburn to 287 yards, forced 10 punts and had three sacks. Safety **JaCoby Stevens** led LSU with 10 tackles, while linebackers **Jacob Phillips** and **Patrick Queen** added seven each. Phillips along with linebackers **Michael Divinity Jr.** and **Damone Clark** each had sacks. LSU freshman cornerback **Derek Stingley Jr.** came up with his fourth interception of the season. Though skies were overcast then clearing as the game progressed, the field at Tiger Stadium was slick following all-day rains on Friday from Tropical Storm Olga.

Scoring		1	2	3	4	F
AU	3	7	3	7	20	
LSU	0	10	6	7	23	
AU	1Q	8:39	30 yd field goal by AnderCarlson			
LSU	2Q	12:28	20 yd pass from Burrow to Marshall (York kick)			
AU	2Q	3:06	1 yd run by Nix (Carlson kick)			
LSU	2Q	0:33	30 yd field goal by Cade York			
AU	3Q	11:42	23 yd field goal by Anders Carlson			
LSU	3Q	4:58	6 yd run by Edwards-Helaire (York failed kick)			
LSU	4Q	13:29	7 yd run by Burrow (York kick)			
AU	4Q	2:32	5 yd pass from Nix to S. Williams (Carlson kick)			

Team Stats	AU	LSU
Total First Downs	16	30
Rushing	4	13
Passing	9	14
Penalty	3	3
Net Yards Rushing	130	187
Attempts	33	46
Avg. Per Rush	3.9	4.1
Rushing TDs	1	2
Yds. Gained	183	209
Yds. Lost	53	22
Net Yards Passing	157	321
Comp.-Att.-Int.	15-36-1	32-42-1
Avg. / Att.	4.4	7.6
Avg. / Comp.	10.5	10.0
TDs	1	1
Total Offesnive Yards	287	508
Plays	69	88
Avg. / Play	4.2	5.8
Fumbles - Lost	1-0	1-1
Penalties - Yds.	15-98	12-118
Punts - Yds.	10-462	6-229
Avg. / Punt	46.2	38.2
Inside 20	3	0
50+ Yds.	3	0
Touchbacks	0	1
Fair Catch	5	3
Kickoffs - Yds.	4-235	5-325
Avg. Yds. / Kickoff	58.8	65.0
Touchbacks	3	3
Punt Returns: Total - Yds. - TDs	1-3-0	2-7-0
Punt Return Avg. / Return	3.0	3.5
Kickoff Returns: Total - Yds. - TDs	2-59-0	0-0-0
Kickoff Return Avg. / Return	29.5	0
INT: Total - Yds. - TDs	1-0-0	1-0-0
Fumble: Total - Yds. - TDs	0-0-0	0-0-0
Poss. Time	26:58	33:02
3rd. Down Conv.	5 of 18	9 of 19
4th. Down Conversions	1 of 1	0 of 2
Red-Zone: Scores - Chances	4-4	4-5
Sacks: Total - Yds.	3-16	3-32
PAT: Total - Made	2-2	2-3
Field Goals: Total - Made	2-2	1-1
Points off Turnovers	7	0

Game 9

#1 LSU

#2 Alabama

46

41

November 9, 2019

Bryant-Denny Stadium

Tuscaloosa, Ala.

101,821

LSU

RUSHING									
	Att.	Gain	Lost	Net	TD	Long			
Clyde Edwards-Helaire	20	104	1	103	3	18			
Joe Burrow	14	96	32	64	0	19			
Ty Davis-Price	3	4	0	4	0	2			
Team	3	0	5	-5	0	0			
PASSING									
	Att.	Comp		Int	Yds	TD	Long	Sacks	
Joe Burrow	31	39		0	393	3	35	5	
RECEIVING									
	No.	Yds.	TD	Long					
Ja'Marr Chase	6	140	1	35					
Just. Jefferson	7	79	0	18					
Clyde Edwards-Helaire	9	77	1	14					
Thaddeus Moss	6	46	0	16					
T. Marshall	2	45	1	29					
Ty Davis-Price	1	6	0	6					
PUNTING									
	No.	Yds.	Avg.	Long	I20	TB			
Z.Von Rosenberg	4	159	39.8	46	2	0			
FIELD GOALS									
	Att.	Made	Long	KICKS					
Cade York	2	2	45	Made: 40, 45					
ALL RETURNS									
	Punts			Kickoffs			Interceptions		
	No.	Yds.	Lg.	No.	Yds.	Lg.	No.	Yds.	Lg.
Derek Stingley	2	19	11	0	0	0	0	0	0
Just. Jefferson	0	0	0	1	1	1	0	0	0
C. Ed.-Helaire	0	0	0	1	19	19	0	0	0
Patrick Queen	0	0	0	0	0	0	1	16	16
Alabama									
RUSHING									
	Att.	Gain	Lost	Net	TD	Long			
Najee Harris	19	149	3	146	1	31			
B. Robinson Jr.	3	7	4	3	0	7			
Slade Bolden	1	0	0	0	0	0			
TEAM	1	0	2	-2	0	0			
Tua Tagovailoa	3	4	9	-5	0	4			
Ty Perine	1	0	19	-19	0	0			
PASSING									
	Att.	Comp		Int.	Yds.	TD	Long	Sacks	
Tua Tagovailoa	21	40		1	418	4	85	1	
RECEIVING									
	No.	Yds.	TD	Long					
DeVonta Smith	7	213	2	85					
Jerry Jeudy	5	71	1	26					
Henry Ruggs III	3	68	0	26					
Najee Harris	3	44	1	23					
Jaylen Waddle	3	22	0	9					
PUNTING									
	No.	Yds.	Avg.	Long	I20	TB			
Ty Perine	3	146	48.7	51	0	1			
ALL RETURNS									
	Punts			Kickoffs			Interceptions		
	No.	Yds.	Lg.	No.	Yds.	Lg.	No.	Yds.	Lg.
Jaylen Waddle	1	77	77	0	0	0	0	0	0
Henry Ruggs III	0	0	0	3	71	29	0	0	0
B. Robinson Jr.	0	0	0	1	12	12	0	0	0
Major Tennison	0	0	0	1	8	8	0	0	0

Burrow, Edwards-Helaire Guide No. 1 LSU to End Bama Streaks

Joe Burrow had 393 yards passing with three touchdowns and **Clyde Edwards-Helaire** scored four times, as No. 1 LSU snapped No. 2 Alabama's 31-game home winning streak, 46-41, on Saturday night in Tuscaloosa. LSU, which improved to 5-0 in the SEC and 9-0 overall for the fifth time in school history (2011, 1973, 1958, 1908), tied a school record with its fourth top-10 victory of the season. LSU's senior quarterback Burrow finished 31-of-39 passing with touchdown passes to Edward-Helaire, **Ja'Marr Chase** and **Terrace Marshall Jr.** Edwards-Helaire had 180 yards of total offense, with three rushing touchdowns and 103 yards, along with nine catches for 77 and a score. Leading one of the most dynamic receiving corps in college football, Chase finished with six catches for a team-high 140 yards, while **Justin Jefferson** had seven catches for 79 yards and tight end **Thaddeus Moss** added six catches for 46 yards. LSU's defense was the star of the first-half show, holding the Tide offense to one big-play touchdown in the opening 30 minutes - a 64-yard touchdown catch by Smith with 6:43 remaining in the half. The Tigers stopped two Alabama drives with turnovers on downs and **Patrick Queen** intercepted Tagovailoa late in the second quarter, allowing LSU to increase its halftime advantage to 20 with a receiving touchdown by Edwards-Helaire. Linebacker **K'Lavon Chaisson** was dominant all over the field for the Tigers, recording 10 tackles (3.5 for loss). Linebackers **Jacob Phillips** and Queen, along with safety **JaCoby Stevens** each added seven tackles.

Scoring	1	2	3	4	F
LSU	10	23	0	13	46
Alabama	7	6	7	21	41
LSU	1Q	9:15	33 yd pass from Burrow to Chase (York kick)		
LSU	1Q	4:45	40 yd field goal by York		
UA	1Q	1:14	77 yd punt return by Waddle (Bulovas kick)		
LSU	2Q	13:03	29 yd pass from Burrow to Marshall (PAT Blocked)		
UA	2Q	6:43	64 yd pass from Tagovailoa to Smith (Missed PAT)		
LSU	2Q	4:20	45 yd field goal by York		
LSU	2Q	0:26	1 yd run by Edwards-Helaire (York kick)		
LSU	2Q	0:06	13 yd pass from Burrow to Edwards-Helaire (York kick)		
UA	3Q	4:51	15 yd pass from Tagovailoa to Harris (Bulovas kick)		
UA	4Q	14:33	1 yd run by Harris (Bulovas kick)		
LSU	4Q	10:07	5 yd run by Edwards-Helaire (Failed 2 pt. attempt)		
UA	4Q	5:32	5 yd pass from Tagovailoa to Jeudy (Bulovas kick)		
LSU	4Q	1:37	7 yd run by Edwards-Helaire (York kick)		
UA	4Q	1:21	85 yd pass from Tagovailoa to Smith (Bulovas)		
Team Stats		LSU		UA	
Total First Downs		29		22	
Rushing		10		7	
Passing		18		13	
Penalty		1		2	
Net Yards Rushing		166		123	
Attempts		40		28	
Avg. Per Rush		4.2		4.4	
Rushing TDs		3		1	
Yds. Gained		204		160	
Yds. Lost		38		37	
Net Yards Passing		393		418	
Comp.-Att.-Int.		31-39-0		21-40-1	
Avg. / Att.		10.1		10.5	
Avg. / Comp.		12.7		19.9	
TDs		3		4	
Total Offense Yards		559		541	
Plays		79		68	
Avg. / Play		7.1		8.0	
Fumbles - Lost		2-1		2-1	
Penalties - Yds.		4-35		7-53	
Punts - Yds.		4-159		3-146	
Avg. / Punt		39.8		48.7	
Inside 20		2		0	
50+ Yds.		0		2	
Touchbacks		0		1	
Fair Catch		2		0	
Kickoffs - Yds.		9-545		6-259	
Avg. Yds. / Kickoff		60.6		43.2	
Touchbacks		4		0	
Punt Returns: Total - Yds. - TDs		2-19-0		1-77-1	
Punt: Avg. / Return		9.5		77.0	
Kickoff: Total - Yds. - TDs		2-20-0		5-91-0	
Kickoff: Avg. / Return		10.0		18.2	
INT: Total - Yds. - TDs		1-16-0		0-0-0	
Fumble: Total - Yds. - TDs		0-0-0		1-2-0	
Misc. Yards		0		0	
Poss. Time		34:34		25:26	
3rd. Down Conv.		8 of 15		6 of 15	
4th. Down Conversions		0 of 0		3 of 5	
Red-Zone: Scores - Chances		5-5		3-4	
Sacks: Total - Yds.		1-9		5-37	
PAT: Total - Made		4-5		5-6	
Field Goals: Total - Made		2-2		0-0	
Points off turnovers		14		0	

Game 10

#1 LSU

Ole Miss

58

37

November 16, 2019

Vaught-Hemingway Stadium

Oxford, Miss.

53,797

LSU

RUSHING								
	Att.	Gain	Lost	Net	TD	Long		
Clyde Edwards-Helaire	176	4	172	1	49			
Joe Burrow	9	41	15	26	0	15		
John Emery Jr.	3	21	0	21	0	9		
Tyrion Davis-Price	3	8	0	8	1	4		
Team	1	0	2	-2	0	0		
PASSING								
	Att.	Comp		Int	Yds	TD	Long	Sacks
Joe Burrow	32	42		2	489	5	61	3
RECEIVING								
	No.	Yds.	TD	Long				
Ja'Marr Chase	8	227	3	61				
Justin Jefferson	9	112	2	48				
Thaddeus Moss	5	63	0	23				
Terrace Marshall Jr.	4	32	0	11				
Racey McMath	1	32	0	32				
Clyde Edwards-Helaire	4	22	0	12				
Tyrion Davis-Price	1	1	0	1				

FIELD GOALS				Att. MadeLong KICKS								
Cade York	3	4	52	Made: 33, 27, 52 Missed: 48								
ALL RETURNS				Punts			Kickoffs			Interceptions		
	No.	Yds.	Lg.	No.	Yds.	Lg.	No.	Yds.	Lg.	No.	Yds.	Lg.
Jontre Kirklin	0	0	0	1	0	0	0	0	0	0	0	0
Tory Carter	0	0	0	1	0	0	0	0	0	0	0	0
Kary Vincent Jr.	0	0	0	0	0	0	0	1	40	40		

Ole Miss								
RUSHING								
	Att.	Gain	Lost	Net	TD	Long		
John Rhys Plumlee	21	217	5	212	4	60		
Jerrion Ealy	13	143	2	141	0	49		
Snoop Conner	8	45	0	45	0	12		
Matt Corral	1	6	0	6	0	6		
Elijah Moore	1	0	2	-2	0	0		
PASSING								
	Att.	Comp		Int.	Yds.	TD	Long	Sacks
John Rhys Plumlee	9	16		0	123	0	30	0
Matt Corral	6	11		1	89	155	0	
RECEIVING								
	No.	Yds.	TD	Long				
Elijah Moore	9	143	1	55				
Octavious Cooley	1	29	0	29				
Dannis Jackson	2	24	0	19				
Jerrion Ealy	1	9	0	9				
Tylan Knight	2	7	0	4				

FIELD GOALS									
Luke Logan	1	0	--						
Missed: 38									
PUNTING									
Mac Brown	3	132	44.0	50	0	2			
Punts			Kickoffs			Interceptions			
ALL RETURNS									
Tylan Knight	0	0	0	1	30	30	0	0	0
Deantre Prince	0	0	0	0	0	0	1	0	0
Keidron Smith	0	0	0	0	0	0	1	0	0

LSU Shatters Records in 58-37 Victory at Ole Miss

Joe Burrow set LSU's single-season passing record and tossed five touchdowns, as top-ranked LSU built a 31-7 halftime lead and held off Ole Miss, 58-37, on Saturday evening at Vaught-Hemingway Stadium. Burrow, LSU's senior quarterback, completed 32-of-42 passes for a career-best 489 yards to give the Tigers a 10th win in 2019. In the process, he broke Rohan Davey's 2001 yardage record (3,347) and stands at 3,687 through 10 games. Burrow, who had the second-most yards in game in LSU history, saw his favorite targets - wide receivers **Ja'Marr Chase** and **Justin Jefferson** - each eclipse 1,000 yards on the season during the contest. The duo became the third in SEC history to reach the milestone, joining LSU's Jarvis Landry and Odell Beckham Jr. in 2013, and Florida's Jabar Gaffney and Reche Caldwell in 2001. Burrow completed a school-record 17-straight passes - including his last 16 of the first half - for 244 yards. Chase caught eight passes for 227 yards - fourth-most in LSU history - and became the first Tiger to record three-straight 100-yard games since Michael Clayton in 2003. With three touchdowns tonight, Chase set LSU's single-season record with 13. Jefferson had a team-high nine catches for 112 yards with two touchdowns, while tight end **Thaddeus Moss** added five catches for 63 yards. Running back **Clyde Edwards-Helaire** added his third-straight 100-yard game with career-best 172 yards on 23 carries with a touchdown. LSU's 714 yards of total offense is its second-most in program history and most against an SEC opponent. The most by LSU was 746 against Rice in 1977. The teams combined for 1,328 yards, third most in an SEC game in history.

Scoring		1	2	3	4	F
LSU		14	17	13	14	48
Ole Miss		0	7	16	14	37
LSU	1Q	12:56	34 yd pass from Burrow to Chase (York kick)			
LSU	1Q	1:22	4 yd run by Davis-Price (York kick)			
LSU	2Q	14:09	51 yd pass from Burrow to Chase (York kick)			
LSU	2Q	8:27	12 yd pass from Burrow to Jefferson (York kick)			
OM	2Q	5:40	5 yd run by Rhys Plumlee (Logan kick)			
LSU	2Q	0:05	33 yd field goal by York			
OM	3Q	14:29	46 yd run by Rhys Plumlee (2 pt. conv.)			
LSU	3Q	8:19	27 yd field goal by York			
OM	3Q	7:46	60 yd run by Rhys Plumlee (2 pt. conv.)			
LSU	3Q	6:50	7 yd pass from Burrow to Jefferson (York kick)			
LSU	3Q	3:25	52 yd field goal by York			
OM	4Q	13:26	35 yd run by Rhys Plumlee (Logan kick)			
LSU	4Q	5:11	61 yd pass from Burrow to Chase (York kick)			
OM	4Q	3:19	55 yd pass from Corral to Moore (Logan kick)			
LSU	4Q	3:08	49 yd run by Edwards-Helaire (York kick)			
Team Stats		LSU		OM		
First Downs		35		26		
Rushing		13		17		
Passing		20		9		
Penalty		2		0		
Net Yards Rushing		225		402		
Attempts		39		44		
Avg. Per Rush		5.8		9.1		
Rushing TDs		2		4		
Yds. Gained		246		411		
Yds. Lost		21		9		
Net Yards Passing		489		212		
Comp.-Att.-Int.		32-42-2		15-27-1		
Avg. / Att.		11.6		7.9		
Avg. / Comp.		15.3		14.1		
TDs		5		1		
Total Yards		714		614		
Plays		81		71		
Avg. / Play		8.8		8.6		
Fumbles - Lost		1-0		0-0		
Penalties - Yds.		4-35		5-50		
Punts - Yds.		0-0		3-132		
Avg. / Punt		0		44.0		
Inside 20		0		0		
50+ Yds.		0		1		
Touchbacks		0		2		
Fair Catch		0		0		
Kickoffs - Yds.		11-662		5-197		
Avg. Yds. / Kickoff		60.2		39.4		
Touchbacks		8		0		
Punt Returns: Total - Yds. - TDs		0-0-0		0-0-0		
Punt: Avg. / Return		0		0		
Kickoff Returns: Total - Yds. - TDs		2-0-0		1-30-0		
Kickoff: Avg. / Return		0.0		30.0		
INT: Total - Yds. - TDs		1-40-0		2-0-0		
Fumble: Total - Yds. - TDs		0-0-0		0-0-0		
Misc. Yards		0		0		
Poss. Time		32:51		27:09		
3rd. Down Conv.		7 of 12		2 of 11		
4th. Down Conversions		1 of 1		1 of 4		
Red-Zone: Scores - Chances		5-6		1-1		
Sacks: Total - Yds.		0-0		3-15		
PAT: Total - Made		7-7		3-3		
Field Goals: Total - Made		3-4		0-1		
Points off turnovers		3		7		

Game 11

Arkansas 20 November 23, 2019
#1 LSU 56 Tiger Stadium
Baton Rouge, La.
101,173

LSU								
RUSHING								
	Att.	Gain	Lost	Net	TD	Long		
Clyde Edwards-Helaire	6	188	0	188	3	89		
John Emery	2	42	0	42	1	39		
Joe Burrow	4	29	5	24	0	22		
Myles Brennan	1	4	0	4	0	4		
Chris Curry	1	1	0	1	0	1		
Tyrion Davis-Price	2	2	1	1	1	2		
PASSING								
	Att.	Comp		Int	Yds	TD	Long	Sacks
Joe Burrow	23	28		0	327	3	50	0
Myles Brennan	2	4		0	25	0	16	0
RECEIVING								
	No.	Yds.	TD	Long				
Ja'Marr Chase	6	144	2	50				
Thaddeus Moss	4	68	0	30				
Clyde Edwards-Helaire	7	65	0	15				
Justin Jefferson	4	27	1	10				
Racey McMath	2	27	0	16				
Terrace Marshall Jr.	1	12	0	12				
John Emery	1	9	0	9				
FIELD GOALS								
	Att.	Made	Long	KICKS				
N/A								
PUNTING								
	No.	Yds.	Avg.	Long	I20	TB		
Zach Von Rosenberg	3	111	37.0	44	1	0		

Arkansas									
RUSHING									
	Att.	Gain	Lost	Net	TD	Long			
Rakeem Boyd	13	43	10	33	0	11			
Jack Lindsey	3	31	1	30	0	30			
TJ Hammonds	5	26	0	26	0	15			
A'Montae Spivey	4	10	0	10	0	7			
Devwah Whaley	5	13	5	8	1	8			
Treyton Burks	1	7	0	7	0	7			
KJ Jefferson	12	27	27	0	0	10			
PASSING									
	Att.	Comp		Int.	Yds.	TD	Long	Sacks	
KJ Jefferson	7	14		0	105	0	38	3	
Jack Lindsey	3	4		0	51	1	24	0	
Nick Starkel	3	10		0	34	0	17	0	
RECEIVING									
	No.	Yds.	TD	Long					
Treyton Burks	3	80	0	38					
Mike Woods	3	47	1	24					
Rakeem Boyd	2	27	0	29					
John David White	2	27	0	14					
Hudson Henry	2	17	0	14					
KJ Jefferson	1	-8	0	0					
FIELD GOALS									
	Att.	Made	Long	KICKS					
Connor Limpert	3	2	47	Made: 24, 47 Missed: 45					
PUNTING									
	No.	Yds.	Avg.	Long	I20	TB			
Sam Loy	7	292	41.7	57	4	0			
ALL RETURNS									
	Punts			Kickoffs			Interceptions		
	No.	Yds.	Lg.	No.	Yds.	Lg.	No.	Yds.	Lg.
Treyton Burks	0	0	0	1	16	16	0	0	0

Quick Strikes Keep No. 1 LSU Perfect, 56-20 Over Hogs

With a relentless up-tempo offensive attack, No. 1-ranked LSU scored 49-unanswered points and defeated Arkansas, 56-20, on Saturday night in Tiger Stadium. LSU, 11-0 for the third time in school history (1958, 2011), improved to 7-0 in SEC play and earned a berth in the SEC Championship game. In 2 1/2 quarters of action, LSU senior quarterback **Joe Burrow** completed 23-of-28 passes for 327 yards and three touchdowns, including a 50-yarder to wide receiver **Ja'Marr Chase** on Burrow's final play of the contest with 7:48 left in the third quarter. Chase led the Tigers with six catches for 144 yards, while running back **Clyde Edwards-Helaire** continued to show off his versatility. The Doak Walker Award semifinalist and Hornung Award finalist had seven catches for 65 yards - all in the first half - and ran only six times for 188 yards and three touchdowns. Needing one yard for 100 on the evening, he took advantage of his last touch of the game, sprinting through the line, down the right sideline, eluding a tackler at 25, and high-stepped for an 89-yard touchdown. It was the fifth-longest rushing touchdown in LSU history. Burrow, who has touchdown passes in 15-straight games, became the fourth SEC quarterback to surpass 4,000 passing yards in a season and moved to third in league history with 41 touchdown passes. Edwards-Helaire became the 14th Tiger to rush for 1,000 yards in a season. Defensively, LSU had 11 tackles for loss including four by safety **JaCoby Stevens**, who had all three of LSU's sacks. Linebacker **Jacob Phillips** led the Tigers with 12 tackles.

Scoring		1	2	3	4	F
Arkansas		3	3	0	14	20
LSU		7	21	21	7	56
LSU	1Q	12:33	37 yd pass from Burrow to Chase (York kick)			
AR	1Q	3:39	24 yd field goal by Limpert			
AR	2Q	9:43	47 yd field goal by Limpert			
LSU	2Q	7:38	2 yd run by Davis-Price (York kick)			
LSU	2Q	3:17	27 yd run by Edwards-Helaire (York kick)			
LSU	2Q	0:14	10 yd pass from Burrow to Jefferson (York kick)			
LSU	3Q	7:48	50 yd pass from Burrow to Chase (York kick)			
LSU	3Q	5:47	26 yd run by Edwards-Helaire (York kick)			
LSU	3Q	2:58	89 yd run by Edwards-Helaire (York kick)			
LSU	4Q	14:52	39 yd run by Emery (York kick)			
AR	4Q	8:35	24 yd pass from Lindsey to Woods (Limpert kick)			
AR	4Q	7:02	2 yd run by Whaley (Limpert kick)			

Team Stats	AR	LSU
FIRST DOWNS	19	25
Rushing	6	7
Passing	11	16
Penalty	2	2
Rushing Yards	114	260
Attempts	43	16
Avg. Per Rush	2.7	16.3
Rushing TDs	1	5
Yds. Gained	157	266
Yds. Lost	43	6
Passing Yards	190	352
Comp.-Att.-Int.	13-28-0	25-32-0
Avg. / Att.	6.8	11.0
Avg. / Comp.	14.6	14.1
TDs	1	3
Total Yards	304	612
Plays	71	48
Avg. / Play	4.3	12.8
Fumbles - Lost	0-0	1-1
Penalties - Yds.	7-50	5-63
Punts - Yds.	7-292	3-111
Avg. / Punt	41.7	37.0
Inside 20	4	1
50+ Yds.	1	0
Touchbacks	0	0
Fair Catch	4	1
Kickoffs - Yds.	4-168	9-440
Avg. Yds. / Kickoff	42.0	48.9
Touchbacks	1	6
Punt Returns: Total - Yds. - TDs	0-0-0	0-0-0
Punt Returns: Avg. / Return	0	0
Kickoff Returns: Total - Yds. - TDs	1-16-0	0-0-0
Kickoff Returns: Avg. / Return	16.0	0
INT Returns: Total - Yds. - TDs	0-0-0	0-0-0
Fumble: Total - Yds. - TDs	0-0-0	0-0-0
Misc. Yards	0	0
Poss. Time	40:29	19:31
3rd. Down Conv.	5 of 17	2 of 5
4th. Down Conversions	1 of 1	0 of 0
Red-Zone: Scores - Chances	2-2	2-2
Sacks: Total - Yds.	0-0	3-26
PAT: Total - Made	2-2	8-8
Field Goals: Total - Made	2-3	0-0
Points off turnovers	0	0

Game 12

Texas A&M 7 November 30, 2019
#1 LSU 50 Tiger Stadium
Baton Rouge, La.
102,218

LSU

RUSHING									
	Att.	Gain	Lost	Net	TD	Long			
Clyde Edwards-Helaire	18	89	2	87	1	18			
Tyrion Davis-Price	7	25	1	24	1	10			
Chris Curry	4	15	0	15	0	11			
Joe Burrow	6	28	19	9	0	14			
John Emery Jr.	2	4	0	4	0	4			
Team	2	0	11	-11	0	0			
PASSING									
	Att.	Comp		Int	Yds	TD	Long	Sacks	
Joe Burrow	23	32		0	352	3	78	3	
Myles Brennan	2	4		0	73	1	58	0	
Team	0	0		0	0	0	0	1	
RECEIVING									
	No.	Yds.	TD	Long					
Ja'Marr Chase	7	197	2	78					
Racey McMath	2	67	1	58					
Just. Jefferson	6	55	1	15					
Clyde Edwards-Helaire	4	49	0	26					
Terrace Marshall	3	34	0	14					
Derrick Dillon	2	17	0	15					
Tyrion Davis-Price	1	6	0	6					
FIELD GOALS									
	Att.	Made	Long	KICKS					
Cade York	2	2	51	MADE: 51, 50					
PUNTING									
	No.	Yds.	Avg.	Long	I20	TB			
Zach Von Rosenberg	4	175	43.8	52	3	0			
ALL RETURNS									
	Punts			Kickoffs			Interceptions		
	No.	Yds.	Lg.	No.	Yds.	Lg.	No.	Yds.	Lg.
Clyde Edwards-Helaire	0	0	0	1	15	15	0	0	0
Trey Palmer	0	0	0	1	11	11	0	0	0
JaCoby Stevens	0	0	0	0	0	0	1	0	0
Kary Vincent	0	0	0	0	0	0	1	0	0
Grant Delpit	0	0	0	0	0	0	1	0	0

Texas A&M									
RUSHING									
	Att.	Gain	Lost	Net	TD	Long			
Isaiah Spiller	11	72	6	66	1	26			
Braden Mann	1	15	0	15	0	15			
James Foster	2	2	3	-1	0	2			
Kellen Mond	12	45	53	-8	0	18			
PASSING									
	Att.	Comp		Int.	Yds.	TD	Long	Sacks	
Kellen Mond	10	30		3	92	0	45	5	
James Foster	1	4		0	5	0	5	1	
RECEIVING									
	No.	Yds.	TD	Long					
Isaiah Spiller	3	45	0	45					
Jhamon Ausbon	2	22	0	16					
Quartney Davis	2	15	0	13					
Jalyn Wydermyer	3	13	0	5					
Ryan Renick	1	2	0	2					
FIELD GOALS									
	Att.	Made	Long	KICKS					
N/A									
PUNTING									
	No.	Yds.	Avg.	Long	I20	TB			
Braden Mann	7	352	50.3	62	3	2			
ALL RETURNS									
	Punts			Kickoffs			Interceptions		
	No.	Yds.	Lg.	No.	Yds.	Lg.	No.	Yds.	Lg.
Ainias Smith	1	21	21	0	0	0	0	0	0

Perfect Finale: No. 1 LSU Finishes 12-0 with 50-7 Win

On Senior Night, the most prolific quarterback in LSU history took his final bow on Saturday Night in Death Valley by setting a pair of SEC passing records. LSU's **Joe Burrow** threw for 352 yards and three touchdowns, as top-ranked LSU posted its most lopsided victory in the 58-game series history with Texas A&M, 50-7, to finish the regular season 12-0. Meanwhile, LSU's defense put forth its most complete performance of the season while holding Texas A&M to seven points, 169 total yards, and 2-of-13 on third down while coming up with a safety and six sacks for the first time in three seasons. The Tigers intercepted Kellen Mond three times, as the Aggies quarterback managed only 10-of-30 passing for 92 yards. Burrow, the Heisman Memorial Trophy front-runner, broke Kentucky quarterback Tim Couch's 1998 single-season passing yards SEC record (4,275), and tied Drew Lock's (Missouri) 2017 passing touchdowns record with his 44th of the season. Burrow, who has 4,366 passing yards this season, left to a standing ovation with 12 minutes remaining in the game. He also moved to second on LSU's career passing yards list with 7,257 - trailing only four-year starter Tommy Hodson (9,115). LSU wide receiver **Ja'Marr Chase** continued to be nearly impossible to defend, as the sophomore caught seven passes for 197 yards and two touchdowns. It was Chase's eighth 100-yard game in 11 appearances this season, as he moved to second on LSU's single-season receiving yards list behind SEC record holder Josh Reed with 1,457 yards. **Clyde Edwards-Helaire** scored his 16th rushing touchdown of the season while running for 87 yards on 18 carries. He also caught four passes for 49 yards. Wide receiver **Justin Jefferson** also scored for LSU - a 12-yard catch in the 21-0 first quarter - and finished with six catches for 55 yards. Jefferson moved to second on LSU's single-season receptions list with 81 in 2019, trailing only Josh Reed (94 in 2001). Burrow's backup, **Myles Brennan**, tossed his first touchdown of the 2019 season when he connected with tight end **Racey McMath** for a 58-yard catch-and-run in the fourth quarter.

Scoring		1	2	3	4	F
TAMU		0	0	7	0	7
LSU		21	10	10	9	50
LSU	1Q	12:50	5 yd run by Edwards-Helaire (York kick)			
LSU	1Q	7:00	12 yd pass from Burrow to Jefferson (York kick)			
LSU	1Q	1:47	78 yd pass from Burrow to Chase (York kick)			
LSU	2Q	10:46	4 yd run by Davis-Price (York kick)			
LSU	2Q	5:58	51 yd kick by York			
LSU	3Q	7:25	50 yd kick by York			
TAMU	3Q	4:13	1 yd run by Spiller (Small kick)			
LSU	3Q	1:31	18 yd pass from Burrow to Chase (York kick)			
LSU	4Q	10:36	58 yd pass from Brennan to McMath (York kick)			
LSU	4Q	3:32	Team Safety			
Team Stats		TAMU	LSU			
First Downs		12	31			
Rushing		7	10			
Passing		3	19			
Penalty		2	2			
Net Yards Rushing		72	128			
Attempts		26	39			
Avg. Per Rush		2.8	3.3			
Rushing TDs		1	2			
Yds. Gained		134	161			
Yds. Lost		62	33			
Net Yards Passing		97	425			
Comp.-Att.-Int.		11-34-3	25-36-0			
Avg. / Att.		2.9	11.8			
Avg. / Comp.		8.8	17.0			
TDs		0	4			
Total Yards		169	553			
Plays		60	75			
Avg. / Play		2.8	7.4			
Fumbles - Lost		1-0	0-0			
Penalties - Yds.		9-61	9-72			
Punts - Yds.		7-352	4-175			
Avg. / Punt		50.3	43.8			
Inside 20		3	3			
50+ Yds.		4	1			
Touchbacks		2	0			
Fair Catch		1	2			
Kickoffs - Yds.		3-197	9-585			
Avg. Yds. / Kickoff		65.7	65.0			
Touchbacks		1	9			
Punt Returns: Total - Yds. - TDs		1-21-0	0-0-0			
Punt Returns: Avg. / Return		21.0	0			
Kickoff Returns: Total - Yds. - TDs		0-0-0	2-26-0			
Kickoff Returns: Avg. / Return		0	13.0			
INT Returns: Total - Yds. - TDs		0-0-0	3-0-0			
Fumble Returns: Total - Yds. - TDs		0-0-0	0-0-0			
MISCELLANEOUS		0	0			
Poss. Time		25:22	34:38			
3rd. Down Conv.		2 of 13	4 of 11			
4th. Down Conversions		1 of 3	1 of 1			
Red-Zone: Scores - Chances		1-2	4-4			
Sacks: Total - Yds.		4-29	6-48			
PAT: Total - Made		1-1	6-6			
Field Goals: Total - Made		0-0	2-2			
Points off Turnovers		0	10			

Game 13

#4 Georgia 10 December 7, 2019
#1 LSU 37 Mercedes-Benz Stadium
Atlanta, Ga.
74,150

LSU										
RUSHING		Att.	Gain	Lost	Net	TD	Long			
Clyde Edwards-Helaire		15	58	1	57	0	20			
Joe Burrow		11	53	12	41	0	17			
Chris Curry		5	26	0	26	0	9			
Tyryion Davis-Price		4	10	0	10	0	4			
Team		1	0	2	-2	0	0			
PASSING		Att.	Comp		Int	Yds	TD	Long Sacks		
Joe Burrow		28	38		0	349	4	71	2	
RECEIVING		No.	Yds.	TD	Long					
Just. Jefferson		7	115	1	71					
T. Marshall		5	89	2	41					
C. Ed.-Helaire		7	61	0	24					
Ja'Marr Chase		3	41	1	23					
Joe Burrow		1	16	0	16					
Thaddeus Moss		2	12	0	6					
Derrick Dillon		2	11	0	6					
Racey McMath		1	4	0	4					
FIELD GOALS		Att.	Made			Long	KICKS			
Cade York		4	3	50	MADE: 41, 28, 50 MISSED: 48					
PUNTING		No.	Yds.	Avg.	Long	I20	TB			
Zach Von Rosenberg		2	90	45.0	51	0	0			
ALL RETURNS		Punts			Kickoffs			Interceptions		
		No.	Yds.	Lg.	No.	Yds.	Lg.	No.	Yds.	Lg.
Derek Stingley		0	0	0	0	0	0	2	17	17
Georgia										
RUSHING		Att.	Gain	Lost	Net	TD	Long			
Brian Herrien		8	24	0	24	0	9			
James Cook		5	23	0	23	0	14			
D'Andre Swift		2	13	0	13	0	13			
Zamir White		5	9	4	5	0	5			
Jake Fromm		5	16	20	-4	0	14			
PASSING		Att.	Comp		Int.	Yds.	TD	Long Sacks		
Jake Fromm		20	42		2	225	1	21	3	
Stetson Bennett		0	1		0	0	0	0	0	
RECEIVING		No.	Yds.	TD	Long					
George Pickens		4	54	1	19					
D. Robertson		4	52	0	21					
Tyler Simmons		3	40	0	19					
Brian Herrien		3	23	0	15					
D'Andre Swift		3	18	0	8					
Charlie Woerner		1	16	0	16					
James Cook		1	11	0	11					
D. Blaylock		1	11	0	11					
FIELD GOALS		Att.	Made			Long	KICKS			
Rodrigo Blankenship		3	1	39	MADE: 39 MISSED: 52, 37					
PUNTING		No.	Yds.	Avg.	Long	I20	TB			
Braden Mann		4	195	48.8	66	1	2			
		Punts			Kickoffs			Interceptions		
		No.	Yds.	Lg.	No.	Yds.	Lg.	No.	Yds.	Lg.
N/A										

No. 1 LSU Wins 12th SEC Title in Rout of Bulldogs, 37-10

Led by **Joe Burrow's** four touchdown passes, No. 1-ranked LSU won its 12th SEC Championship, 37-10, over No. 4 Georgia on Saturday at Mercedes-Benz Stadium. In head coach Ed Orgeron's third full season in Baton Rouge, LSU improved to 13-0 and solidified its place in the College Football Playoff Semifinals to be held Dec. 28. The Tigers beat five top-10 teams along the way and brought the league's trophy back to Baton Rouge for the first time since 2011. Burrow, the odds-on favorite to win the Heisman Trophy next Saturday in New York, was named the game's Most Valuable Player after completing 28-of-38 passes for 349 yards and four touchdowns. His footwork and escapability allowed him to lead LSU in rushing for most of the contest (41 yards), and he also caught a deflect pass that he threw for a 16-yard gain. In a contest played 70 miles from Georgia's Athens campus, only the vocal minority of LSU faithful remained in the stands as confetti rained over the purple and gold Tigers. The Tigers improved to 5-1 in SEC Championship games since the current format started in 1992. Wide receiver **Justin Jefferson** led LSU with 115 yards on seven catches with a touchdown, becoming the 10th LSU player to amass 2,000 career receiving yards. Versatile running back **Clyde Edwards-Helaire** ran for 57 yards and caught seven passes for 61 more. Wide receiver **Terrace Marshall Jr.** caught touchdown passes of 7 and 4 yards, finishing the evening with five catches for 89 yards. **Ja'Marr Chase** battled through illness to catch three passes for 41 yards including a 23-yard touchdown from Burrow on the Tigers' first drive. LSU cornerback **Derek Stingley Jr.** continued to remind the nation not to throw his way, as the freshman had a pair of interceptions in the second and third quarters. Safety **JaCoby Stevens** led the Tigers with seven tackles, while Thorpe Award finalist **Grant Delpit**, and linebackers **Patrick Queen** and **K'Lavon Chaisson** each had sacks of Georgia quarterback Jake Fromm.

Scoring		1	2	3	4	F
UGA		0	3	0	7	10
LSU		14	3	17	3	37
LSU	1Q	9:09	23 yd pass from Burrow to Chase (York kick)			
LSU	1Q	0:12	7 yd pass from Burrow to Marshall (York kick)			
UGA	2Q	11:28	39 yd field goal by Blankenship			
LSU	2Q	2:22	41 yd field goal by York			
LSU	3Q	8:20	26 yd field goal by York			
LSU	3Q	2:18	4 yd pass from Burrow to Marshall (York kick)			
LSU	3Q	0:45	8 yd pass from Burrow to Jefferson (York kick)			
UGA	4Q	11:41	2 yd pass from Fromm to Pickens (Blenkenship kick)			
LSU	4Q	7:41	50 yd field goal by York			
Team Stats			UGA	LSU		
First Downs			20	26		
Rushing			4	10		
Passing			13	15		
Penalty			3	1		
Net Rushing Yards			61	132		
Attempts			25	36		
Avg. Per Rush			2.4	3.7		
Rushing TDs			0	0		
Yds. Gained			85	147		
Yds. Lost			24	15		
Net Passing Yards			225	349		
Comp.-Att.-Int.			20-43-2	28-38-0		
Avg. / Att.			5.2	9.2		
Avg. / Comp.			11.3	12.5		
TDs			1	4		
Total Offense Yards			286	481		
Plays			68	74		
Avg. / Play			4.2	6.5		
Fumbles - Lost			0-0	0-0		
Penalties - Yds.			3-17	5-45		
Punts - Yds.			4-195	2-90		
Avg. / Punt			48.8	45.0		
Inside 20			1	0		
50+ Yds.			2	1		
Touchbacks			2	0		
Fair Catch			0	2		
Kickoffs - Yds.			3-183	8-520		
Avg. Yds. / Kickoff			61.0	65.0		
Touchbacks			2	8		
Punt Returns: Total - Yds. - TDs			0-0-0	0-0-0		
Punt Returns: Avg. / Return			0	0		
Kickoff Returns: Total - Yds. - TDs			0-0-0	0-0-0		
Kickoff Returns: Avg. / Return			0	0		
INT: Total - Yds. - TDs			0-0-0	2-17-0		
Fumble: Total - Yds. - TDs			0-0-0	0-0-0		
Misc. Yards			0	0		
Poss. Time			26:22	33:38		
3rd. Down Conv.			3 of 13	9 of 16		
4th. Down Conversions			3 of 3	0 of 0		
Red-Zone: Scores - Chances			1-2	4-4		
Sacks: Total - Yds.			2-12	3-20		
PAT: Total - Made			1-1	4-4		
Field Goals: Total - Made			1-3	3-4		
Points off Turnovers			0	7		

LSU Record Book - Rushing



Kevin Faulk

ATTEMPTS PER GAME

1.	43	Charles Alexander vs. Wyoming (231 yards)	1977
2.	41	Charles Alexander vs. Tulane (199 yards)	1977
3.	40	Charles Alexander vs. Florida (156 yards)	1977
4.	39	Dalton Hilliard vs. Tulane (179)	1985
5.	37	Derrius Guice vs. Texas A&M (285 yards)	2016
6.	36	Kevin Faulk vs. Arkansas (138 yards)	1996
7.	36	Dalton Hilliard vs. Florida State (183 yards)	1982
8.	34	Rondell Mealey vs. Notre Dame (233 yards)	1997
9.	32	Leonard Fournette vs. Texas A&M (159 yards)	2015
	32	Joseph Addai vs. Florida (156 yards)	2005
	32	Kevin Faulk vs. Mississippi State (177 yards)	1996
	32	Charles Alexander vs. Indiana (144 yards)	1978
	32	Art Cantrelle vs. Auburn (95 yards)	1970

SEASON

1.	311	Charles Alexander (1,686 yards)	1977
2.	300	Leonard Fournette (1,953 yards)	2015
3.	281	Charles Alexander (1,172 yards)	1978
4.	258	Dalton Hilliard (1,134 yards)	1985
5.	254	Dalton Hilliard (1,268 yards)	1984
6.	249	Stevan Ridley (1,147 yards)	2010
7.	248	Kevin Faulk (1,282 yards)	1996
8.	247	Art Cantrelle (892 yards)	1970
9.	240	Nick Brossette (1,039 yards)	2018
10.	237	Derrius Guice (1,251 yards)	2017
20.	197	Clyde Edwards-Helaire (1,290 yards)	2019

CAREER

1.	882	Dalton Hilliard (4,050 yards)	1982-85
2.	856	Kevin Faulk (4,557 yards)	1995-98
3.	855	Charles Alexander (4,035 yards)	1975-78
4.	616	Leonard Fournette (3,830 yards)	2014-16
5.	588	Harvey Williams (2,860 yards)	1986-90
6.	578	Terry Robiskie (2,517 yards)	1973-76
7.	511	LaBrandon Toefield (2,149 yards)	2000-02
8.	491	Garry James (2,217 yards)	1982-85
9.	490	Joseph Addai (2,576 yards)	2001-05
10.	471	Derrius Guice (3,074 yards)	2015-17

ATTEMPTS PER GAME

1.	28.3	Charles Alexander (311 • 11 games)	1977
2.	25.6	Charles Alexander (281 • 11 games)	1978
3.	25.0	Leonard Fournette (300 • 12 games)	2015
4.	23.5	Dalton Hilliard (258 • 11 games)	1985
5.	23.1	Dalton Hilliard (254 • 11 games)	1984
6.	22.8	Kevin Faulk (205 • 9 games)	1997
7.	22.6	Kevin Faulk (248 • 11 games)	1996
8.	22.5	Art Cantrelle (247 • 11 games)	1970
9.	20.8	Kevin Faulk (229 • 11 games)	1998
10.	20.4	Terry Robiskie (224 • 11 games)	1976



Leonard Fournette

CAREER

1.	20.88	Kevin Faulk (856 • 41 games)	1995-98
2.	20.02	Dalton Hilliard (882 • 44 games)	1982-85
3.	19.43	Charles Alexander (855 • 44 games)	1975-78
4.	19.25	Leonard Fournette (616 • 32 games)	2014-16
5.	16.54	Art Cantrelle (397 • 24 games)	1969-71
6.	16.48	LaBrandon Toefield (511 • 31 games)	2000-02
7.	15.00	Jeremy Hill (345 • 23 games)	2012-13
8.	14.70	Harvey Williams (588 • 40 games)	1986-90
9.	14.10	Terry Robiskie (578 • 41 games)	1973-76
10.	13.95	Jimmy Taylor (279 • 20 games)	1956-57

YARDS


1.	285	Derrius Guice vs. Texas A&M (37 att.)	2016
2.	284	Leonard Fournette vs. Ole Miss (16 att.)	2016
3.	276	Derrius Guice at Ole Miss (22 att.)	2017
4.	252	Derrius Guice vs. Arkansas (21 att.)	2016
5.	250	Alley Broussard vs. Ole Miss (26 att.)	2004
6.	246	Kevin Faulk vs. Houston (21 att.)	1996
7.	244	Leonard Fournette vs. Syracuse (26 att.)	2015
8.	237	Charles Alexander vs. Oregon (31 att.)	1977
9.	234	Kevin Faulk vs. Michigan State (25 att.)	1995
10.	233	Leonard Fournette vs. E. Michigan (26 att.)	2015

SEASON

1.	1,953	Leonard Fournette (300 att.)	2015
2.	1,686	Charles Alexander (311 att.)	1977
3.	1,401	Jeremy Hill (203 att.)	2013
4.	1,387	Derrius Guice (183 att.)	2016
5.	1,290	Clyde Edwards-Helaire (197 att.)	2019
6.	1,282	Kevin Faulk (248 att.)	1996
7.	1,279	Kevin Faulk (2e29 att.)	1998
8.	1,268	Dalton Hilliard (254 att.)	1984
9.	1,251	Derrius Guice (237 att.)	2017
10.	1,174	Charles Scott (217 att.)	2008

CAREER

1.	4,557	Kevin Faulk (41 games)	1995-98
2.	4,050	Dalton Hilliard (44 games)	1982-85
3.	4,035	Charles Alexander (44 games)	1975-78
4.	3,830	Leonard Fournette (32 games)	2014-16
5.	3,074	Derrius Guice (36 games)	2015-17
6.	2,860	Harvey Williams (40 games)	1986-90
7.	2,576	Joseph Addai (51 games)	2001-05
8.	2,517	Terry Robiskie (42 games)	1973-76
9.	2,317	Charles Scott (43 games)	2006-09
10.	2,238	Rondell Mealey (46 games)	1996-99



Dalton Hilliard

YARDS PER GAME

1.	162.8	Leonard Fournette (1,953 • 12 games)	2015
2.	153.3	Charles Alexander (1,686 • 11 games)	1977
3.	127.1	Kevin Faulk (1,144 • 9 games)	1997
4.	120.4	Leonard Fournette (843 • 7 games)	2016
5.	116.8	Jeremy Hill (1,401 • 12 games)	2013
6.	116.5	Kevin Faulk (1,282 • 11 games)	1996
7.	116.3	Kevin Faulk (1,279 • 11 games)	1998
8.	115.6	Derrius Guice (1,387 • 12 games)	2016
9.	115.3	Dalton Hilliard (1,268 • 11 games)	1984
10.	111.9	Steve Van Buren (1,007 • 9 games)	1943

CAREER (MIN. 20 GAMES)

1.	119.7	Leonard Fournette (3,830 • 32 games)	2014-16
2.	111.1	Kevin Faulk (4,557 • 41 games)	1995-98
3.	93.7	Jeremy Hill (2,156 • 23 games)	2012-13
4.	92.0	Dalton Hilliard (4,050 • 44 games)	1982-85
5.	91.7	Charles Alexander (4,035 • 44 games)	1975-78
6.	85.4	Derrius Guice (3,074 • 36 games)	2015-17
7.	71.5	Harvey Williams (2,860 • 40 games)	1986-90
8.	69.3	LaBrandon Toefield (2,149 • 31 games)	2000-02
9.	68.5	Art Cantrelle (1,644 • 24 games)	1969-71
10.	65.7	Jimmy Taylor (1,314 • 20 games)	1956-57

YARDS PER RUSH

1.	19.60	Harvey Williams vs. Rice (10/196)	1987
2.	17.75	Leonard Fournette vs. Ole Miss (16/284)	2016
3.	17.45	Billy Baggett vs. Ole Miss (11/192)	1950
4.	13.69	Kevin Faulk vs. Idaho (13/178)	1998
5.	13.09	Leonard Fournette vs. Notre Dame (11/144)	2014
6.	12.55	Derrius Guice at Ole Miss (22/276)	2017
7.	12.00	Derrius Guice at Arkansas (21/252)	2016
	12.00	Leonard Fournette vs. Auburn (19/228)	2015
9.	11.83	Lee Hedges vs. Tulane (12/142)	1949
10.	11.79	Harvey Williams vs. Ole Miss (14/165)	1987

GAME (MIN. 15 RUSHES)

1.	17.75	Leonard Fournette vs. Ole Miss (16/284)	2016
2.	12.55	Derrius Guice at Ole Miss (22/276)	2017
3.	12.00	Derrius Guice at Arkansas (21/252)	2016
	12.00	Leonard Fournette vs. Auburn (19/228)	2015
5.	11.71	Kevin Faulk vs. Houston (21/246)	1996
6.	11.17	Justin Vincent vs. Georgia (18/201)	2003
7.	10.59	Kevin Faulk vs. Arkansas State (17/180)	1998
8.	10.13	Derrius Guice vs. Southern Miss (16/162)	2016
9.	10.06	Derrius Guice vs. South Carolina (16/161)	2015
10.	10.00	Charles Scott vs. Appalachian St. (16/160)	2008

GAME (MIN. 40 RUSHES)

1.	5.37	Charles Alexander vs. Wyoming (43/231)	1977
2.	4.85	Charles Alexander vs. vs. Tulane (41/199)	1977

GAME (MIN. 30 RUSHES)

1.	7.70	Derrius Guice vs. Texas A&M (37/285)	2016
2.	7.65	Charles Alexander vs. Oregon (31/237)	1977

SEASON (MIN. 150 RUSHES)

1.	7.579	Derrius Guice (183/1,387)	2016
2.	6.901	Jeremy Hill (203/1,401)	2013
3.	6.540	Clyde Edwards-Helaire (197/1290)	2019
4.	6.510	Leonard Fournette (300/1,953)	2015

LSU Record Book - Rushing



Terry Robiskie

5.	6.500	Harvey Williams (154/1,001)	1987
6.	6.500	Justin Vincent (154/1,001)	2003
7.	5.855	Steve Van Buren (172/1,007)	1943
8.	5.652	Charles Alexander (155/876)	1976
9.	5.585	Kevin Faulk (229/1,279)	1998
10.	5.580	Kevin Faulk (205/1,144)	1997

SEASON (MIN. 200 RUSHES)

1.	6.901	Jeremy Hill (203/1,401)	2013
2.	6.510	Leonard Fournette (300/1,953)	2015
3.	5.585	Kevin Faulk (229/1,279)	1998
4.	5.580	Kevin Faulk (205/1,144)	1997
5.	5.421	Charles Alexander (311/1,686)	1977
6.	5.410	Charles Scott (217/1,174)	2008
7.	5.278	Derrius Guice (237/1,251)	2017
8.	5.169	Kevin Faulk (248/1,282)	1996
9.	4.992	Dalton Hilliard (254/1,268)	1984
10.	4.987	Terry Robiskie (224/1,117)	1976

CAREER (MIN. 400 RUSHES)

1.	6.53	Derrius Guice (471/3074)	2015-17
2.	6.22	Leonard Fournette (616,3830)	2014-16
3.	5.46	Charles Scott (424/2,317)	2006-09
4.	5.32	Kevin Faulk (856/4,557)	1995-98
5.	5.26	Joseph Addai (490/2,577)	2001-05

YARDS BY A QUARTERBACK

GAME

1.	142	Alvin Dark vs. Ole Miss (11 att.)	1942
2.	139	Paul Lyons at Wisconsin (19 att.)	1971
3.	133	Carl Trimble vs. Colorado (8 att.)	1974
4.	119	Anthony Jennings at Texas A&M (14 att.)	2014
5.	118	Nelson Stokley vs. Kentucky (15 att.)	1965
6.	114	Lynn Amedee vs. Tulane (12 att.)	1961
7.	101	Herb Tyler vs. Ole Miss (17 att.)	1997
8.	100	Joe Burrow at Texas A&M (29 att.)	2018
100		Jordan Jefferson vs. Tennessee (5 att.)	2010

SEASON

1.	450	Jordan Jefferson	2010
2.	449	Nelson Stokley	1965
3.	433	Alvin Dark	1942
4.	412	Fred Haynes	1966
5.	399	Joe Burrow	2018
6.	398	David Woodley	1978
7.	394	Paul Lyons	1971
8.	362	Alan Risher	1980
9.	348	Marcus Randall	2002
10.	299	Nelson Stokley	1967

CAREER

1.	1,018	Jordan Jefferson	2008-11
2.	938	Lee Hedges	1949-51
3.	890	Fred Haynes	1966-68
4.	829	David Woodley	1976-79
5.	821	Nelson Stokley	1965-67
6.	778	Herb Tyler	1995-98
7.	688	Joe Burrow	2018-present
8.	671	Paul Lyons	1970-72
9.	617	Marcus Randall	2001-04
10.	542	Alan Risher	1980-82



Charles Scott

TOUCHDOWNS RUSHING

GAME

1.	5	Kevin Faulk vs. Kentucky	1997
2.	4	Derrius Guice vs. Texas A&M	2016
4		Leonard Fournette vs. Texas Tech	2015
4		LaBrandon Toefield vs. Utah State	2001
4		Rondell Mealey vs. New Mexico State	1996
4		Harvey Williams vs. Miami (Ohio)	1990
4		Dalton Hilliard vs. Kentucky	1984
4		Charles Alexander vs. Oregon	1977
9.	3	By many	

Last: Clyde Edwards-Helaire vs. Arkansas 2019

SEASON

1.	22	Leonard Fournette	2015
2.	19	LaBrandon Toefield	2001
3.	18	Charles Scott	2008
4.	17	Charles Alexander	1977
5.	16	Clyde Edwards-Helaire	2019
16		Jeremy Hill	2013
7.	15	Derrius Guice	2016
15		Kevin Faulk	1997
15		Stevan Ridley	2010
10.	14	Nick Brossette	2018
14		Dalton Hilliard	1985
14		Charles Alexander	1978

CAREER

1.	46	Kevin Faulk	1995-98
2.	44	Dalton Hilliard	1982-85
3.	40	Leonard Fournette	2014-16
40		Charles Alexander	1975-78
5.	32	Charles Scott	2006-09
6.	29	Derrius Guice	2015-17
29		Rondell Mealey	1996-99
29		Terry Robiskie	1973-76
9.	28	Jeremy Hill	2012-13
10.	27	Kenny Hilliard	2011-14
27		Harvey Williams	1986-90
27		Garry James	1982-85
--	23	Clyde Edwards-Helaire	2017-present

RUSHING TDS BY A QUARTERBACK

GAME

1.	3	Joe Burrow vs. Texas A&M	2018
3		Herb Tyler vs. Kentucky	1998
3		David Woodley vs. Tulane	1978
3		Paul Lyons at Wisconsin	1971
3		Nelson Stokley vs. Tulane	1967
6.	2	22 occasions	
Last:		Joe Burrow vs. Georgia	2018

SEASON

1.	7	Joe Burrow	2018
7		Jordan Jefferson	2010
7		Herb Tyler	1998
7		Herb Tyler	1997
7		Herb Tyler	1996
7		Jeff Wickersham	1983
7		David Woodley	1979
8.	6	Alan Risher	1980
6		Steve Ensminger	1977
6		Paul Lyons	1971
6		Nelson Stokley	1967
6		Nelson Stokley	1965



Harvey Williams

CAREER

1.	23	Herb Tyler	1995-98
2.	15	David Woodley	1977-79
3.	13	Alan Risher	1980-82
13		Nelson Stokley	1965-67
5.	12	Jordan Jefferson	2008-11
6.	10	Joe Burrow	2018-Present
10		Steve Ensminger	1976-79
8.	9	Jeff Wickersham	1982-85
9.	8	Bert Jones	1970-72
8		Mike Hillman	1967-69

LONGEST RUSHING TOUCHDOWNS

1.	96	Derrius Guice vs. Arkansas	2016
2.	94	Sal Nicolò vs. Rice	1952
94		Jesse Fatheree vs. Georgia	1935
4	90	Cotton Milner vs. Auburn	1936
5.	89	Clyde Edwards-Helaire vs. Arkansas	2019
89		Leonard Fournette vs. Notre Dame	2014
7.	88	Adrian Dodson vs. Tulane	1940
8.	87	Leonard Fournette vs. South Carolina	2015
87		Jacob Hester vs. Louisiana Tech	2007
87		Justin Vincent vs. Georgia	2003
11.	86	Jeff Burkett vs. Georgia Navy	1942
12.	83	Jordan Jefferson vs. Tennessee	2010
13.	81	Kevin Faulk vs. Idaho	1998
81		Ripper Rowan vs. Alabama	1944
15.	80	Kevin Faulk vs. Houston	1996

200-YARD GAMES

SEASON

1.	4	Leonard Fournette	2015
2.	2	Derrius Guice	2016
2		Charles Alexander	1977

CAREER

1.	5	Leonard Fournette	2014-16
2.	4	Kevin Faulk	1995-98
3.	3	Derrius Guice	2015-17
4.	2	Charles Alexander	1975-78

100-YARD GAMES

SEASON

1.	10	Leonard Fournette	2015
10		Charles Alexander	1977
3.	8	Steve Van Buren	1943
4.	7	Jeremy Hill	2013
7		Kevin Faulk	1996
7		Charles Alexander	1978
7.	6	Clyde Edwards-Helaire	2019
6		Derrius Guice	2016
6		Charles Scott	2008
6		Kevin Faulk	1997
6		Dalton Hilliard	1984

LSU Record Book - Rushing



Jacob Hester

100-YARD GAMES

CAREER

1.	22	Kevin Faulk	1995-98
2.	20	Charles Alexander	1975-78
3.	19	Leonard Fournette	2014-16
	19	Dalton Hilliard	1982-85
5.	12	Derrius Guice	2015-17
6.	11	Jeremy Hill	2012-13
7.	8	Clyde Edwards-Helaire	2017-present
	8	Charles Scott	2006-09
	8	Rondell Mealey	1996-99
	8	Harvey Williams	1986-90
	8	Steve Van Buren	1941-43

200-YARD RUSHING GAMES (21)

NAME	OPPONENT	YARDS (ATT.)
Derrius Guice	Texas A&M, 2016	285 (37)
Leonard Fournette	Ole Miss, 2016	284 (16)
Derrius Guice	Ole Miss, 2017	276 (22)
Derrius Guice	Arkansas, 2016	252 (21)
Alley Broussard	Ole Miss, 2004	250 (26)
Kevin Faulk	Houston, 1996	246 (21)
Leonard Fournette	Syracuse, 2015	244 (26)
Charles Alexander	Oregon, 1977	237 (31)
Kevin Faulk	Michigan State, 1995*	234 (25)
Leonard Fournette	E. Michigan, 2015	233 (26)
Cecil Collins	Auburn, 1997	232 (27)
Charles Alexander	Wyoming, 1977	231 (43)
Leonard Fournette	Auburn, 2015	228 (19)
Rondell Mealey	Notre Dame, 1997*	222 (34)
Jeremy Hill	Iowa, 2013*	216 (28)
Harvey Williams	Kentucky, 1990	214 (28)
Terry Robiskie	Rice, 1976	214 (30)
Leonard Fournette	Texas Tech, 2015*	212 (29)
Kevin Faulk	Kentucky, 1997	212 (28)
Justin Vincent	Georgia, 2003	201 (18)
Kevin Faulk	Alabama, 1998	201 (30)

100-YARD RUSHING GAMES (289)

NAME	OPPONENT	YARDS (ATT.)
Charles Alexander	Tulane, 1977	199 (41)
Charles Alexander	Stanford, 1977 *	197 (31)
Harvey Williams	Rice, 1987	196 (10)
Billy Baggett	Ole Miss, 1950	192 (11)
Clyde Edwards-Helaire	Arkansas, 2019	188 (6)
Jeremy Hill	Auburn, 2013	184 (25)
LaBrandon Toefield	Utah State, 2001	183 (27)
Dalton Hilliard	Florida State, 1982	183 (36)
Charles Alexander	Vanderbilt, 1977	183 (26)
Harvey Williams	Tulane, 1987	181 (19)
Leonard Fournette	Florida, 2015	180 (31)
Kevin Faulk	Arkansas State, 1998	180 (17)
Cecil Collins	Akron, 1997	179 (20)
Kevin Faulk	Idaho, 1998	178 (13)
Dalton Hilliard	Tulane, 1985	174 (39)
LaBrandon Toefield	Arkansas, 2001	173 (30)
Clyde Edwards-Helaire	Ole Miss, 2019	172 (23)
Kevin Faulk	Ole Miss, 1997	172 (25)
Cecil Collins	Mississippi State, 1997	172 (22)
Kevin Faulk	Mississippi State, 1995	171 (23)
Jimmy Taylor	Tulane, 1957	171 (19)
Kevin Faulk	Mississippi State, 1996	170 (32)



Joseph Addai

Dalton Hilliard	East Carolina, 1985	170 (26)
Charles Alexander	Florida, 1977	170 (31)
Jimmy Taylor	Arkansas, 1956	170 (20)
Kevin Faulk	Alabama, 1997	168 (27)
Dalton Hilliard	Wichita State, 1984	166 (17)
Garry James	Tulane, 1982	166 (18)
Harvey Williams	Ole Miss, 1987	165 (14)
Dalton Hilliard	Kentucky, 1984	164 (31)
Derrius Guice	Missouri, 2016	163 (17)
Derrius Guice	Southern Miss, 2016	162 (16)
Derrius Guice	South Carolina, 2015	161 (16)
Rondell Mealey	Houston, 1996	161 (14)
Charles Scott	Appalachian State, 2008	160 (16)
Kevin Faulk	North Texas, 1995	160 (19)
Steve Van Buren	Texas A&M, 1943*	160 (22)
Leonard Fournette	Mississippi State, 2015	159 (28)
Leonard Fournette	Texas A&M, 2015	159 (32)
Stevan Ridley	Vanderbilt, 2010	159 (17)
Kevin Faulk	Ole Miss, 1995	159 (23)
Leonard Fournette	South Carolina, 2015	158 (20)
Rondell Mealey	San Jose State, 1999	158 (24)
Jeremy Hill	Mississippi State, 2013	157 (16)
Joseph Addai	Florida, 2005	156 (32)
Charles Alexander	Florida, 1978	156 (40)
Charles Alexander	Tulane, 1978	156 (28)
Brad Davis	South Carolina, 1973	156 (25)
Derrius Guice	Jacksonville State, 2016	155 (19)
Charles Alexander	Rice, 1977	155 (16)
Don Schwab	Tulane, 1963	154 (20)
Dalton Hilliard	Vanderbilt, 1984	152 (25)
Charles Alexander	Vanderbilt, 1976	152 (17)
Dalton Hilliard	Colorado State, 1985	151 (25)
Leonard Fournette	Western Kentucky, 2015	150 (26)
Terrence Magee	Texas A&M, 2013	149 (13)
Kevin Faulk	Tulane, 1996	148 (27)
Jessie Myles	Florida, 1980	148 (21)
Derrius Guice	Arkansas, 2017	147 (21)
Leonard Fournette	Mississippi State, 2016	147 (28)
Charles Alexander	Ole Miss, 1978	147 (28)
Leonard Fournette	Texas A&M, 2014	146 (19)
Clyde Edwards-Helaire	Georgia, 2018	145 (19)
Jeremy Hill	Arkansas, 2013	145 (20)
Dalton Hilliard	Arizona, 1984	145 (29)
Jim Dousay	Tulane, 1967	145 (29)
Charles Scott	Georgia, 2008	144 (21)
Charles Alexander	Indiana, 1978	144 (32)
Charles Alexander	Rice, 1978	144 (24)
Steve Van Buren	Georgia, Sept. 1943	144 (25)
Leonard Fournette	Notre Dame, 2014 *	143 (11)
Jeremy Hill	Furman, 2013	143 (14)
Brad Davis	Alabama, 1973	143 (17)
Jermaine Sharp	Tulane, 1994	142 (15)
Dalton Hilliard	North Carolina, 1985	142 (31)
Lee Hedges	Tulane, 1949	142 (12)
Alvin Dark • QB	Ole Miss, 1942	142 (11)
Kenny Hilliard	North Texas, 2012	141 (13)
Charles Scott	Mississippi State, 2008	141 (27)
Charles Alexander	Utah, 1976	141 (22)
Leonard Fournette	Florida, 2014	140 (27)
Odell Beckham Sr.	Tulane, 1991	140 (23)
Billy Cannon	Alabama, 1957	140 (8)
Paul Lyons • QB	Wisconsin, 1971	139 (19)
Derrius Guice	Louisville, 2016 *	138 (26)
Leonard Fournette	Wisconsin, 2016	138 (23)
Kevin Faulk	Arkansas, 1997	138 (28)



Garry James

Kevin Faulk	Kentucky, 1996	138 (21)
Charles Alexander	Ole Miss, 1976	138 (16)
Jeff Burkett	Georgia Navy, 1942	138 (14)
Nick Brossette	Southeastern La., 2018	137 (19)
Clyde Edwards-Helaire	Auburn, 2019	136 (26)
Clyde Edwards-Helaire	Louisiana Tech, 2018	136 (20)
Harvey Williams	Tulane, 1990	136 (27)
Charles Alexander	Mississippi State, 1977	136 (29)
Don Schwab	Florida, 1964	136 (19)
Kevin Faulk	Vanderbilt, 1997	135 (31)
Clyde Edwards-Helaire	Florida, 2019	134 (13)
Robert Davis	Texas A&M, 1992	134 (15)
Harvey Williams	Georgia, 1986	133 (24)
Dalton Hilliard	Tulane, 1984	133 (24)
Dalton Hilliard	Oregon State, 1982	133 (18)
Charles Alexander	Missouri, 1978 *	133 (24)
Carl Otis Trimble • QB	Colorado, 1974	133 (8)
Charles Scott	Auburn, 2008	132 (21)
Harvey Williams	Georgia, 1990	132 (24)
Steve Van Buren	ASTU, 1943	132 (43)
Rondell Mealey	Kentucky, 1997	131 (13)
Darrel Williams	Missouri, 2016	130 (21)
Joseph Addai	Miami (Fla.), 2005*	130 (24)
Jermaine Sharp	South Carolina, 1994	130 (23)
Dan Sandifer	Texas A&M, 1945	130 (11)
LaBrandon Toefield	Kentucky, 2001	129 (28)
Rondell Mealey	Auburn, 1997	129 (12)
Jermaine Sharp	Mississippi State, 1994	129 (23)
Terry Robiskie	Ole Miss, 1976	129 (24)
Dalton Hilliard	Florida State, 1983	128 (20)
Garry James	Oregon State, 1982	128 (12)
Derrius Guice	Texas A&M, 2017	127 (28)
Terrence Magee	Kentucky, 2014	127 (9)
Jeremy Hill	Texas A&M, 2012	127 (17)
Justin Vincent	Auburn, 2003	127 (14)
Dalton Hilliard	Florida, 1982	127 (26)
Jacob Hester	Arkansas, 2007	126 (28)
Keiland Williams	Virginia Tech, 2007	126 (7)
Terry Robiskie	Kentucky, 1976	126 (24)
Adrian Dodson	Holy Cross, 1940	126 (26)
Nick Brossette	Miami, 2018	125 (22)
Kevin Faulk	Arkansas, 1996	125 (36)
James Jacquet	Ole Miss, 1991	125 (13)
Levi Johns	Ole Miss, 1953	125 (16)
Jeremy Hill	Clemson, 2012*	124 (12)
Jeremy Hill	South Carolina, 2012	124 (17)
Shyrone Carey	Western Illinois, 2003	124 (21)
Dalton Hilliard	Mississippi State, 1985	124 (22)
Alfred Blue	North Texas, 2012	123 (16)
Stevan Ridley	Tennessee, 2010	123 (22)
Kevin Faulk	Mississippi State, 1998	123 (24)
Dalton Hilliard	Ole Miss, 1982	123 (23)
Charles Alexander	Wake Forest, 1978	123 (31)
Leroy Labat	Mississippi State, 1951	123 (29)
Gene Knight	Ole Miss, 1945	123 (13)
Derrius Guice	BYU, 2017	122 (27)
Leonard Fournette	New Mexico State, 2014	122 (18)
Domanick Davis	Mississippi State, 2002	122 (18)
Domanick Davis	Illinois, 2001*	122 (28)
Garry James	Wichita State, 1984	122 (21)
Billy Cannon	Tennessee, 1959	122 (22)
Jeremy Hill	Florida, 2013	121 (19)
Rondell Mealey	New Mexico State, 1996	121 (12)
Dalton Hilliard	Washington, 1983	121 (21)
Dalton Hilliard	South Carolina, 1983	121 (24)

LSU Record Book - Rushing



Rondell Mealey



Stevan Ridley



LaBrandon Toefield

Hokie Gajan	Rice, 1978	121 (21)
Ebert Van Buren	Texas A&M, 1949	121 (14)
Jacob Hester	Tennessee, 2007	120 (23)
LaBrandon Toefield	Auburn, 2001	120 (29)
LaBrandon Toefield	Tennessee, 2000	120 (15)
Anthony Jennings • QB	Texas A&M, 2014	119 (14)
Alfred Blue	Western Kentucky, 2011	119 (9)
LaBrandon Toefield	Mississippi State, 2000	119 (26)
Chris Dantin	Rice, 1972	119 (23)
Rondell Mealey	North Texas, 1999	118 (13)
Dalton Hilliard	Notre Dame, 1984	118 (13)
Dalton Hilliard	Tulane, 1983	118 (28)
Hokie Gajan	Rice, 1979	118 (19)
Allen Shorey	Alabama, 1969	118 (26)
Tommy Allen	Kentucky, 1967	118 (19)
Nelson Stokley • QB	Kentucky, 1965	118 (15)
Steve Van Buren	TCU, 1943	118 (23)
Nick Brossette	UCF, 2018*	117 (29)
Jeremy Hill	Kent State, 2013	117 (11)
Justin Vincent	Oklahoma, 2003*	117 (16)
Kevin Faulk	Ole Miss, 1996	117 (28)
Gene Lang	Mississippi State, 1980	117 (11)
Charles Alexander	Indiana, 1977	117 (24)
Brad Davis	Tulane, 1974	117 (23)
Art Cantrelle	Ole Miss, 1970	117 (25)
Billy Cannon	Tulane, 1958	117 (15)
Jimmy Taylor	Ole Miss, 1957	117 (15)
Albin Collins	Mississippi State, 1947	117 (17)
Kenny Hilliard	Idaho, 2012	116 (11)
Stevan Ridley	West Virginia, 2010	116 (20)
Keiland Williams	Louisiana Tech, 2009	116 (15)
Eddie Fuller	Tennessee, 1988	116 (18)
Garry James	Florida State, 1982	116 (20)
Jacob Hester	Louisiana Tech, 2007	115 (11)
Chris Dantin	Wisconsin, 1972	115 (27)
Eddie Ray	Tulane, 1969	115 (21)
Johnny Robinson	Tennessee, 1959	115 (17)
Jerry Marchand	Tulane, 1952	115 (13)
Charles Scott	Tulane, 2008	114 (12)
Kevin Faulk	Vanderbilt, 1996	114 (19)
Eddie Fuller	Ole Miss, 1988	114 (21)
Lynn Amedee • QB	Tulane, 1961	114 (12)
Levi Johns	Arkansas, 1955	114 (15)
Steve Van Buren	Texas A&M, 1943	114 (22)
Leonard Fournette	Ole Miss, 2014	113 (23)
Domanick Davis	South Carolina, 2002	113 (26)
Art Cantrelle	Texas A&M, 1970	113 (26)
Dan Sandifer	Miami (Fla.), 1946	113 (11)
Bill Montgomery	Ole Miss, 1945	113 (11)
Steve Van Buren	Rice, 1943	113 (19)
Charles Scott	Tulane, 2009	112 (18)
Justin Vincent	Arkansas, 2003	112 (18)
Vincent Gonzales	Florida, 1955	112 (23)
LaBrandon Toefield	Miami (Ohio), 2002	111 (17)
Jermaine Sharp	Arkansas, 1994	111 (9)
Levi Johns	Texas Tech, 1954	111 (21)
James Roshto	Alabama, 1951	111 (11)
Kenny Hilliard	Wisconsin, 2014	110 (18)
Eddie Fuller	Ohio, 1989	110 (8)
Charles Alexander	Alabama, 1977	110 (22)
Steve Van Buren	Georgia, Oct. 1943	110 (22)
Spencer Ware	Florida, 2011	109 (24)
Joseph Addai	Arizona State, 2005	109 (16)
Alley Broussard	Iowa, 2004*	109 (13)
Domanick Davis	North Texas, 1999	109 (17)
Terry Robiskie	South Carolina, 1975	109 (26)

Joe Labruzzo	TCU, 1963	109 (12)
Sal Nicolo	Rice, 1952	109 (4)
Leonard Fournette	Ole Miss, 2015	108 (25)
Terrence Magee	Kent State, 2013	108 (9)
Terrence Magee	Furman, 2013	108 (7)
Alley Broussard	South Carolina, 2003	108 (19)
Kevin Faulk	Notre Dame, 1998	108 (31)
Billy Cannon	Kentucky, 1958	108 (12)
Earl Gros	Mississippi State, 1961	108 (14)
Jeremy Hill	Alabama, 2012	107 (29)
Spencer Ware	Mississippi State, 2011	107 (22)
Keiland Williams	Notre Dame, 2006*	107 (14)
Joseph Addai	Ole Miss, 2004	107 (14)
Terry Robiskie	Vanderbilt, 1976	107 (17)
Clyde Edwards-Helaire	Vanderbilt, 2019	106 (14)
Darrel Williams	Texas A&M, 2017	106 (12)
Jacob Hester	Florida, 2007	106 (23)
Alley Broussard	Louisiana Tech, 2003	106 (16)
Domanick Davis	Ole Miss, 2000	106 (25)
Odell Beckham Sr.	Colorado State, 1992	106 (7)
Sam Martin	Georgia, 1986	106 (11)
Hokie Gajan	Florida State, 1979	106 (24)
Steve Rogers	Tulane, 1974	106 (22)
Jim Benglis	Texas A&M, 1971	106 (6)
Bill Schroll	Rice, 1947	106 (10)
Jabbo Stell	Loyola, 1937	106 (11)
Joseph Addai	Auburn, 2005	105 (24)
Stevan Ridley	Texas A&M, 2010*	105 (24)
Justin Vincent	Ole Miss, 2003	105 (22)
Kevin Faulk	Notre Dame, 1997	105 (26)
Jerry Murphree	Florida, 1977	105 (25)
Joe Labruzzo	Mississippi State, 1965	105 (15)
Jerry Marchand	Arkansas, 1953	105 (21)
Clyde Edwards-Helaire	Alabama, 2019	104 (20)
Jay Johnson	Ole Miss, 1993	104 (15)
Hokie Gajan	Kentucky, 1979	104 (20)
Don Schwab	Tulane, 1964	104 (20)
Jimmy Taylor	Oklahoma A&M, 1956	104 (12)
Darrel Williams	Ole Miss, 2017	103 (22)
Rondell Mealey	Akron, 1997	103 (15)
Gene Knight	Miami (Fla.), 1946	103 (18)
Bill Montgomery	Georgia Tech, 1945	103 (17)
Derrius Guice	Chattanooga, 2017	102 (15)
Kenny Hilliard	Arkansas, 2011	102 (19)
Spencer Ware	Texas A&M, 2010*	102 (10)
Charles Scott	North Texas, 2008	102 (7)
Joseph Addai	Vanderbilt, 2005	102 (24)
Justin Vincent	Arkansas State, 2004	102 (13)
Kendall Cleveland	Arkansas, 1995	102 (24)
Eddie Ray	Alabama, 1969	102 (16)
Jim Dousay	Mississippi State, 1967	102 (19)
Don Schwab	Mississippi State, 1964	102 (22)
Danny LeBlanc	Kentucky, 1963	102 (23)
Don Schwab	TCU, 1963	102 (16)
O.K. Ferguson	Florida, 1955	102 (24)
Zollie Toth	Ole Miss, 1949	102 (18)
Leonard Fournette	Auburn, 2016	101 (16)
Alfred Blue	Washington, 2012	101 (14)
Charles Scott	Tulane, 2006	101 (15)
Herb Tyler • QB	Ole Miss, 1997	101 (17)
Arthur Cantrelle	Wisconsin, 1971	101 (11)
Edward Campbell	North Carolina, 1961	101 (10)
Billy Baggett	Vanderbilt, 1950	101 (19)
Steve Van Buren	Georgia Tech, 1943	101 (14)
Sulcer Harris	Louisiana Tech, 1941	101 (9)
Joe Burrow • QB	Texas A&M, 2018	100 (29)

Jordan Jefferson • QB	Tennessee, 2010	100 (5)
Harvey Williams	Florida State, 1990	100 (22)
Joe Labruzzo	Kentucky, 1965	100 (14)
Vincent Gonzales	Texas Tech, 1954	100 (18)
Bill Montgomery	Georgia, 1945	100 (11)

* - Denotes bowl game



100 Yard History

Darrel Williams became the first player in LSU history to record 100 yards rushing and receiving in the same game when he accomplished the feat in the 40-24 win over Ole Miss on Oct. 21, 2017 in Oxford, Miss. Williams put his name in the record books that night with 103 rushing yards and 105 receiving yards on four catches, which included a 63-yard reception.

LSU Record Book - Rushing



Charles Alexander



Derrius Guice



Justin Vincent

CONSECUTIVE 100-YARD RUSHING GAMES

1.	9	Leonard Fournette	2014-15
		146 vs. Texas A&M, 143 vs. Notre Dame*,	
		159 at #25 Mississippi State, 228 vs. #18 Auburn,	
		244, at Syracuse, 233 vs. Eastern Michigan,	
		158 vs. South Carolina, 180 vs. #8 Florida,	
		150 vs. Western Kentucky	
	9	Charles Alexander	1977-78
		110 vs. #2 Alabama, 136 vs. Mississippi State,	
		199 at Tulane, 231 vs. Wyoming,	
		197 vs. Stanford*, 144 vs. Indiana,	
		123 vs. Wake Forest, 144 at Rice,	
		156 at Florida	
3.	7	Leonard Fournette	2015-16
		108 at #22 Ole Miss, 159 vs. Texas A&M,	
		212 vs. Texas Tech*, 138 vs. Wisconsin,	
		147 vs. Mississippi State, 101 at Auburn,	
		284 vs. #23 Ole Miss	
	7	Steve Van Buran	1943
		144 vs. Georgia, 113 vs. Rice,	
		114 vs. Texas A&M, 132 vs. Louisiana Army (STU)	
		110 vs. Georgia, 118 vs. TCU, 101 vs. Georgia Tech	
5.	5	Kevin Faulk	1997
		172 vs. Ole Miss, 212 at Kentucky,	
		168 at Alabama, 105 vs. Notre Dame,	
		138 vs. Arkansas	
6.	4	Clyde Edwards-Helaire	2019
		136 vs. #9 Auburn, 104 at No. 3 Alabama,	
		172 at Ole Miss, 188 vs. Arkansas	
	4	Derrius Guice	2016-17
		285 at Texas A&M, 138 vs. Louisville*, 122 vs. BYU,	
		102 vs Chattanooga	
	4	Charles Scott	2008
		160 vs. Appalachian State, 102 vs. North Texas,	
		132 at #10 Auburn, 141 vs. Mississippi State	
	4	Justin Vincent	2003
		105 at Ole Miss, 112 vs. Arkansas,	
		201 vs. #5 Georgia*, 117 vs. #1 Oklahoma*	
10.	3	Jeremy Hill	2012
		124 vs. #3 South Carolina, 127 at #20 Texas A&M,	
		107 vs. #1 Alabama	

3	Joseph Addai	2005	
	102 at Vanderbilt, 156 vs. #11 Florida, 105 vs. #16 Auburn		
3	Cecil Collins	1997	
	172 at Mississippi State, 232 vs. #12 Auburn, 179 vs. Akron		
3	Kevin Faulk	1996	
	117 at Ole Miss, 148 vs. Tulane, 125 at Arkansas		
3	Dalton Hilliard	1984	
	152 at #16 Kentucky, 164 vs. Notre Dame, 118 vs. Ole Miss		
3	Terry Robiskie	1976	
	107 vs. Vanderbilt, 126 at Kentucky, 129 vs. Ole Miss		
3	Don Schwab	1964	
	102 vs. Mississippi State, 104 at Tulane, 136 vs. Florida		
17.	2	Nick Brossette	2018
		125 vs. Miami, 137 vs. Southeastern La.	
	2	Derrius Guice	2016
		163 vs. Missouri, 162 vs. Southern Miss	
	2	Jeremy Hill	2013
		145 vs. Arkansas, 216 vs. Iowa*	
	2	Jeremy Hill	2013
		157 at Mississippi State, 121 vs. #17 Florida	
	2	Jeremy Hill	2013
		117 vs. Kent State, 185 vs. Auburn	
	2	Alfred Blue	2012
		123 vs. North Texas, 101 vs. Washington	
	2	Stevan Ridley	2010
		116 at #22 West Virginia, 123 vs. Tennessee	
	2	Charles Scott	2008
		144 vs. #9 Georgia, 114 vs. Tulane	
	2	Jacob Hester	2007
		126 vs. Arkansas, 120 vs. #14 Tennessee^	
	2	LaBrandon Toefield	2001
		173 vs. #24 Arkansas, 120 vs. #25 Auburn	
	2	Rondell Mealey	1999

2	158 vs. San Jose State, 118 vs. North Texas	1998
	Kevin Faulk	
	201 vs. Alabama, 108 at #10 Notre Dame	
2	Rondell Mealey	1997
	129 vs. #12 Auburn, 103 vs. Akron	
2	Kevin Faulk	1996
	138 vs. Kentucky, 170 vs. Mississippi State	
2	Kevin Faulk	1995-96
	234 vs. Michigan State*, vs. Houston	
2	Jermaine Sharp	1994
	142 at Tulane, 111 at Arkansas	
2	Harvey Williams	1990
	214 vs. Kentucky, 100 at #12 Florida State	
2	Dalton Hilliard	1985
	174 at Tulane, 170 vs. East Carolina	
2	Dalton Hilliard	1985
	148 at North Carolina, 151 vs. Colorado State	
2	Dalton Hilliard	1984
	166 vs. Wichita State, 145 vs. Arizona	
2	Garry James	1982
	116 vs. #7 Florida State, 166 vs. Tulane	
2	Hokie Gajan	1979
	104 vs. Kentucky, 106 vs. #8 Florida State	
2	Charles Alexander	1977
	170 vs. #9 Florida, 183 at Vanderbilt	
2	Charles Alexander	1976-77
	141 vs. Utah, 117 at Indiana	
2	Chris Dantin	1972
	115 vs. Wisconsin, 119 at Rice	
2	Jim Dousay	1967
	102 vs. Mississippi State, 145 vs. Tulane	
2	Billy Baggett	1950
	192 vs. Ole Miss, 101 at Vanderbilt	

^ = Denotes SEC Championship Game; * - Denotes bowl game

CONSECUTIVE 100-YARD RUSHING GAMES

PLAYER	YEAR	STREAK
Leonard Fournette	2014-15	9
Charles Alexander	1977-78	9
Leonard Fournette	2015-16	7
Steve Van Buren	1943	7
Kevin Faulk	1997	5
Clyde Edwards-Helaire	2019	4
Derrius Guice	2016-17	4
Charles Scott	2008	4
Justin Vincent	2003	4
Clyde Edwards-Helaire	2019	3
Jeremy Hill	2012	3
Joseph Addai	2005	3
Cecil Collins	1997	3
Kevin Faulk	1996	3

PLAYER	YEAR	STREAK
Dalton Hilliard	1984	3
Terry Robiskie	1976	3
Don Schwab	1964	3
Nick Brossette	2018	2
Derrius Guice	2016	2
Jeremy Hill	2013 (3x)	2
Alfred Blue	2012	2
Stevan Ridley	2010	2
Charles Scott	2008	2
Jacob Hester	2007	2
LaBrandon Toefield	2001	2
Rondell Mealey	1999	2
Kevin Faulk	1998	2
Rondell Mealey	1997	2

PLAYER	YEAR	STREAK
Kevin Faulk	1996	2
Kevin Faulk	1995-96	2
Jermaine Sharp	1994	2
Harvey Williams	1990	2
Dalton Hilliard	1985 (2x)	2
Dalton Hilliard	1984	2
Garry James	1982	2
Hokie Gajan	1979	2
Charles Alexander	1977	2
Charles Alexander	1976-77	2
Chris Dantin	1972	2
Jim Dousay	1967	2
Billy Baggett	1950	2

LSU Record Book - Rushing

SAME GAME 100-YARD RUSHING PERFORMANCES (32)

NAMES (YARDS) OPPONENT	COMBINED ATT./YDS.	
Derrius Guice (28/127) and Darrel Williams (12/106)	Texas A&M, 2017	40/233
Derrius Guice (22/276) and Darrel Williams (22/103)	Ole Miss, 2017	44/379
Derrius Guice (17/163) and Darrel Williams (21/130)	Missouri, 2016	38/293
Derrius Guice (16/161) and Leonard Fournette (20/158)	South Carolina, 2015	36/319
Leonard Fournette (19/146) and Anthony Jennings (14/119)	Texas A&M, 2014	33/265
Jeremy Hill (14/143) and Terrence Magee (7/108)	Furman, 2013	21/251
Jeremy Hill (11/117) and Terrence Magee (9/108)	Kent State, 2013	20/225
Kenny Hilliard (13/141) and Alfred Blue (16/123)	North Texas, 2012	29/264
Stevan Ridley (24/105) and Spencer Ware (10/102)	Texas A&M, 2010*	34/207
Stevan Ridley (22/123) and Jordan Jefferson (5/100)	Tennessee, 2010	27/223
Alley Broussard (26/250) and Joseph Addai (14/107)	Ole Miss, 2004	40/357
Rondell Mealey (13/118) and Domanick Davis (17/109)	North Texas, 1999	30/227
Kevin Faulk (28/212) and Rondell Mealey (13/131)	Kentucky, 1997	41/343
Kevin Faulk (25/172) and Herb Tyler (17/101)	Ole Miss, 1997	42/273
Cecil Collins (27/232) and Rondell Mealey (12/129)	Auburn 1997	39/361
Kevin Faulk (21/246) and Rondell Mealey (14/161)	Houston, 1996	35/407
Harvey Williams (24/133) and Sam Martin (11/109)	Georgia, 1986	35/242
Dalton Hilliard (17/166) and Garry James (21/122)	Wichita State, 1984	38/288
Dalton Hilliard (36/183) and Garry James (20/116)	Florida State, 1982	56/299
Dalton Hilliard (18/133) and Garry James (12/128)	Oregon State, 1982	30/261
Charles Alexander (24/144) and Hokie Gajan (21/121)	Rice, 1978	45/265
Charles Alexander (31/170) and Jerry Murphree (25/105)	Florida, 1977	56/275
Charles Alexander (16/138) and Terry Robiskie (24/129)	Ole Miss, 1976	40/267
Brad Davis (23/117) and Steve Rogers (22/106)	Tulane, 1974	55/223
Paul Lyons (19/139) and Arthur Cantrelle (11/101)	Wisconsin, 1971	30/240
Nelson Stokley (15/114) and Joe Labruzzo (14/100)	Kentucky, 1965	29/214
Joe Labruzzo (12/109) and Don Schwab (16/102)	TCU, 1963	28/211
Billy Cannon (22/122) and Johnny Robinson (17/115)	Tennessee, 1959	39/237
Vincent Gonzales (23/112) and O.K. Ferguson (24/102)	Florida, 1955	47/214
Levi Johns (21/111) and Vincent Gonzales (18/100)	Texas Tech, 1954	39/211
Dan Sandifer (11/113) and Gene Knight (18/103)	Miami (Fla.), 1946	29/216
Gene Knight (13/123) and Bill Montgomery (11/113)	Ole Miss, 1945	24/236
*- denotes bowl game		

1,000-YARD RUSHERS • SEASON (20)

PLAYER	YEAR	YARDS	CARRIES	AVG	GAMES TO 1,000
Leonard Fournette	2015	1,953	300	6.5	5
Charles Alexander	1977	1,686	311	5.4	7
Jeremy Hill *	2013	1,401	203	6.9	10
Derrius Guice	2016	1,387	183	7.6	11
Clyde Edwards-Helaire	2019	1,290	197	6.5	11
Kevin Faulk	1996	1,282	248	5.2	9
Kevin Faulk	1998	1,279	229	5.6	9
Dalton Hilliard	1984	1,268	254	5.0	9
Derrius Guice *	2017	1,251	237	5.3	10
Charles Scott	2008	1,174	217	5.4	10
Charles Alexander	1978	1,172	281	4.2	10
Stevan Ridley	2010	1,147	249	4.6	12
Kevin Faulk *	1997	1,144	205	5.6	8
Dalton Hilliard	1985	1,134	258	4.4	11
Terry Robiskie	1976	1,117	224	5.0	10
Jacob Hester	2007	1,103	225	4.9	13
Nick Brossette	2018	1,039	240	4.3	13
Leonard Fournette	2014	1,034	187	5.5	13
Justin Vincent	2003	1,001	154	6.5	14
Harvey Williams	1987	1,001	154	6.5	11

* Faulk did not play against Mississippi State and Auburn in 1997;
Hill did not play versus TCU in 2013; Guice did not play against Troy in 2017.

1,000-YARD RUSHERS • CAREER (50)


PLAYER (YEARS)	YARDS	PLAYER (YEARS)	YARDS
Kevin Faulk (1995-98)	4,557	Billy Cannon (1957-59)	1,867
Dalton Hilliard (1982-85)	4,050	Eddie Fuller (1986-89)	1,816
Charles Alexander (1975-78)	4,035	Jacob Hester (2004-07)	1,780
Leonard Fournette (2014-16)	3,830	Keiland Williams (2006-09)	1,699
Derrius Guice (2015-17)	3,074	Darrel Williams (2014-17)	1,651
Harvey Williams (1986-90)	2,860	Art Cantrelle (1969-71)	1,644
Joseph Addai (2001-05)	2,576	Hokie Gajan (1977-80)	1,563
Terry Robiskie (1973-76)	2,517	Kenny Hilliard (2011-14)	1,557
Charles Scott (2006-09)	2,317	Alley Broussard (2003-06)	1,537
Rondell Mealey (1996-99)	2,238	Chris Dantin (1970-72)	1,502
Garry James (1982-85)	2,217	Gene Knight (1943-46)	1,491
Brad Davis (1972-74)	2,163	Don Schwab (1963-65)	1,424
Jeremy Hill (2012-13)	2,156	Stevan Ridley (2008-10)	1,419
LaBrandon Toefield (2000-02)	2,149	Michael Ford (2011-12)	1,392
Domanick Davis (1999-02)	2,056	Sammy Martin (1984-97)	1,359
Justin Vincent (2003-06)	2,021	Nick Brossette (2015-18)	1,345
Clyde Edwards-Helaire (2017-Present)	1,979	Billy Baggett (1948-50)	1,334

YEAR-BY-YEAR INDIVIDUAL 100-YARD RUSHING GAMES

1937	1	1979	3
1938	0	1980	2
1939	0	1981	0
1940	1	1982	7
1941	1	1983	4
1942	2	1984	7
1943	8	1985	5
1944	0	1986	2
1945	5	1987	3
1946	2	1988	2
1947	2	1989	1
1948	0	1990	4
1949	3	1991	2
1950	2	1992	2
1951	2	1993	1
1952	2	1994	4
1953	2	1995	5
1954	2	1996	9
1955	3	1997	14
1956	2	1998	5
1957	3	1999	3
1958	2	2000	3
1959	2	2001	5
1960	0	2002	3
1961	3	2003	8
1962	0	2004	4
1963	4	2005	5
1964	3	2006	2
1965	3	2007	5
1966	0	2008	6
1967	3	2009	2
1968	0	2010	6
1969	3	2011	4
1970	2	2012	8
1971	3	2013	10
1972	2	2014	8
1973	2	2015	11
1974	3	2016	10
1975	1	2017	8
1976	7	2018	6
1977	11	2019	6
1978	8	TOTAL	310

PLAYER (YEARS)	YARDS
Terrence Magee (2011-14)	1,330
Jimmy Taylor (1956-57)	1,314
Tommy Allen (1966-68)	1,284
Joe Labruzzo (1963-65)	1,260
Steve Rogers (1972-74)	1,260
Alfred Blue (2010-13)	1,253
Spencer Ware (2010-12)	1,249
Jimmy Dousay (1965-67)	1,223
Chuck Johns (1952-55)	1,152
Jesse Myers (1979-82)	1,118
Dan Sandifer (1944-47)	1,078
Jerry Stovall (1960-62)	1,061
Robert Toomer (1992-95)	1,030
Jerry Marchand (1952-53)	1,027
Jordan Jefferson (2008-11)	1,018
Eddie Ray (1967-69)	1,011

LSU Record Book - Passing



Tommy Hodson



Josh Booty



Rohan Davey

ATTEMPTS

GAME

1.	58	Josh Booty vs. Auburn (29 comp., 285 yards)	1999
2.	51	Brandon Harris vs. Ole Miss (26 comp., 324 yards)	2015
	51	Jeff Wickersham vs. Mississippi State (33 comp., 368 yards)	1983
4.	49	Tommy Hodson vs. Tennessee (31 comp., 438 yards)	1989
5.	45	Marcus Randall vs. Texas (19 comp., 193 yards)	2003
	45	Josh Booty vs. Georgia (19 comp., 280 yards)	1999
	45	Jamie Howard vs. Florida (17 comp., 215 yards)	1995
	45	Tommy Hodson vs. Ohio State (25 comp., 267 yards)	1987
9.	44	Rohan Davey vs. Alabama (35 comp., 528 yards)	2001
	44	Jesse Daigle vs. Mississippi State (25 comp., 394 yards)	1991

SEASON

1.	439	Joe Burrow (342 comp., 4,715 yards)	2019
2.	379	Joe Burrow (219 comp., 2,894 yards)	2018
3.	367	Rohan Davey (217 comp., 3,347 yards)	2001
4.	359	Matt Flynn (202 comp., 2,407 yards)	2007
5.	358	Matt Mauck (229 comp., 2,825 yards)	2003
6.	352	Zach Mettenberger (207 comp., 2,609 yards)	2012
7.	346	Jeff Wickersham (209 comp., 2,145 yards)	1985
8.	342	JaMarcus Russell (232 comp., 3,129 yards)	2006
9.	337	Jeff Wickersham (193 comp., 2,542 yards)	1983
10.	333	Josh Booty (162 comp., 1,830 yards)	1999

CAREER

1.	1,163	Tommy Hodson (674 comp., 9,115 yards)	1986-89
2.	1,005	Jeff Wickersham (587 comp., 6,921 yards)	1982-85
3.	934	Jamie Howard (459 comp., 6,158 yards)	1992-95
4.	818	Joe Burrow (561 comp., 7,609 yards)	2018-present
5.	797	JaMarcus Russell (493 comp., 6,625 yards)	2004-06
6.	716	Herb Tyler (434 comp., 5,876 yards)	1995-98
7.	678	Jordan Jefferson (397 comp., 4,733 yards)	2008-11
8.	659	Zach Mettenberger (407 comp., 5,783 yards)	2011-13
9.	623	Josh Booty (307 comp., 3,951 yards)	1999-2000
10.	615	Alan Risher (381 comp., 4,585 yards)	1980-82

COMPLETIONS

GAME

1.	35	Rohan Davey vs. Alabama (44 atts., 528 yards)	2001
2.	33	Jeff Wickersham vs. Mississippi State (51 atts., 368 yards)	1983
3.	32	Joe Burrow at Ole Miss (42 atts., 489 yards)	2019
	32	Joe Burrow vs. Auburn (42 atts., 321 yards)	2019
5.	31	Joe Burrow at Alabama (42 atts., 393 yards)	2019
	31	Joe Burrow at Texas (39 atts., 471 yards)	2019
	31	Tommy Hodson vs. Tennessee (49 atts., 438 yards)	1989
	31	Jeff Wickersham vs. Notre Dame (42 atts., 294 yards)	1985
9.	29	Josh Booty vs. Auburn (58 atts., 285 yards)	1999
	29	Jeff Wickersham vs. Florida (42 atts., 271 yards)	1984

SEASON

1.	342	Joe Burrow (439 atts., 4,715 yards)	2019
2.	232	JaMarcus Russell (342 atts., 3,129 yards)	2006
3.	229	Matt Mauck (358 atts., 2,825 yards)	2003
4.	219	Joe Burrow (379 atts., 2,894 yards)	2018
5.	217	Rohan Davey (367 atts., 3,347 yards)	2001
6.	209	Jeff Wickersham (346 atts., 2,145 yards)	1985
7.	207	Zach Mettenberger (352 atts., 2,609 yards)	2012
8.	202	Matt Flynn (359 atts., 2,407 yards)	2007
9.	193	Jeff Wickersham (337 atts., 2,542 yards)	1983
10.	192	Zach Mettenberger (296 atts., 3,082 yards)	2013

CAREER

1.	674	Tommy Hodson (1,163 atts., 9,115 yards)	1986-89
2.	587	Jeff Wickersham (1,005 atts., 6,921 yards)	1982-85
3.	561	Joe Burrow (818 atts., 7,609 yards)	2018-Present
4.	493	JaMarcus Russell (797 atts., 6,625 yards)	2004-06
5.	459	Jamie Howard (934 atts., 6,158 yards)	1992-95
6.	434	Herb Tyler (715 atts., 5,876 yards)	1995-98
7.	407	Zach Mettenberger (659 atts., 5,783 yards)	2011-13
8.	397	Jordan Jefferson (678 atts., 4,733 yards)	2008-11
9.	381	Alan Risher (615 atts., 4,585 yards)	1980-82
10.	325	Danny Etling (544 att., 4,586 yards)	2016-17

CONSECUTIVE COMPLETIONS

1.	17	Joe Burrow (at Ole Miss)	2019
2.	14	JaMarcus Russell (vs. Mississippi State)	2006
	14	Matt Mauck (vs. Louisiana Tech)	2003
	14	Chad Loup (vs. Arkansas)	1993
5.	13	Joe Burrow (at Alabama)	2019
6.	12	Joe Burrow (vs. Arkansas)	2019
	12	Joe Burrow (vs. Florida)	2019
	12	Joe Burrow (at Vanderbilt)	2019
	12	Zach Mettenberger (at Mississippi State)	2013
	12	Tommy Hodson (at Tennessee)	1988
	12	Jeff Wickersham (at Tulane)	1985
	12	Alan Risher (vs. Rice)	1981

COMPLETION PERCENTAGE

GAME

(Min. 5 atts.)			
1.	100.0	Fred Haynes vs. Baylor (9-9)	1968
	100.0	Matt Flynn vs. North Texas (7-7)	2005
	100.0	Jordan Jefferson at Ole Miss (7-7)	2011
(Min. 10 atts.)			
1.	100.0	Rohan Davey vs. Western Carolina (11-11)	2000
2.	91.7	Nelson Stokley vs. Mississippi State (11-12)	1967
3.	90.9	Matt Mauck vs. Arizona (10-11)	2003
(Min. 20 atts.)			
1.	90.0	JaMarcus Russell vs. Mississippi St. (18-20)	2006
	90.0	Matt Mauck vs. Louisiana Tech (18-20)	2003
3.	87.5	Joe Burrow vs. Florida (21-24)	2019
	87.5	Joe Burrow vs. Northwestern State (21-24)	2019
	87.5	JaMarcus Russell vs. Mississippi St. (21-24)	2005

SEASON

(Min. 50 atts.)			
1.	77.9	Joe Burrow (342-439)	2019
2.	68.0	Ryan Perrilloux (51-75)	2007
3.	67.8	JaMarcus Russell (232-342)	2006
4.	65.2	Herb Tyler (45-69)	1996
5.	64.9	Zach Mettenberger (192-296)	2013
6.	64.4	Rohan Davey (38-59)	2000
7.	64.0	Nelson Stokley (32-50)	1965
8.	63.9	Matt Mauck (229-358)	2003
9.	63.7	Alan Risher (149-234)	1982
10.	63.0	Alan Risher (150-238)	1981

CAREER

(Min. 400 atts.)

1.	68.6	Joe Burrow (561-818)	2018-present
2.	62.0	Alan Risher (381-615)	1980-82
3.	61.9	JaMarcus Russell (493-797)	2004-06
4.	61.7	Zach Mettenberger (407-659)	2011-13
5.	60.7	Herb Tyler (434-715)	1995-98
6.	59.8	Rohan Davey (286-478)	1998-2001
7.	59.7	Danny Etling (325-544)	2016-17
8.	58.6	Matt Mauck (310-529)	2001-03
9.	58.6	Jordan Jefferson (397-678)	2008-11
10.	58.4	Jeff Wickersham (587-1,005)	1982-85

YARDS

GAME

1.	528	Rohan Davey at Alabama (35-44)	2001
2.	489	Joe Burrow at Ole Miss (32-42)	2019
3.	471	Joe Burrow at Texas (31-39)	2019
4.	438	Tommy Hodson vs. Tennessee (31-49)	1989
5.	398	Joe Burrow at Vanderbilt (25-34)	2019
6.	394	Joe Burrow vs. UCF (21-34)	2018
7.	394	Jesse Daigle vs. Mississippi State (25-44)	1991
8.	393	Joe Burrow at Alabama (31-39)	2019
9.	383	Rohan Davey at Kentucky (27-38)	2001
10.	381	Tommy Hodson at Ole Miss (18-30)	1989

SEASON

1.	*4,715	Joe Burrow (342-439)	2019
2.	3,347	Rohan Davey (217-367)	2001
3.	3,129	JaMarcus Russell (232-343)	2006
4.	3,082	Zach Mettenberger (192-296)	2013
5.	2,894	Joe Burrow (219-379)	2018
6.	2,825	Matt Mauck (229-358)	2003
7.	2,655	Tommy Hodson (183-317)	1989
8.	2,609	Zach Mettenberger (207-352)	2012
9.	2,542	Jeff Wickersham (193-337)	1983
10.	2,463	Danny Etling (165-275)	2017

* - SEC Record

CAREER

1.	9,115	Tommy Hodson (674-1,163)	1986-89
2.	7,609	Joe Burrow (561-818)	2018-Present
3.	6,921	Jeff Wickersham (587-1,005)	1982-85
4.	6,625	JaMarcus Russell (493-797)	2004-06
5.	6,158	Jamie Howard (459-934)	1992-95
6.	5,876	Herb Tyler (434-715)	1995-98
7.	5,783	Zach Mettenberger (407-659)	2011-13
8.	4,733	Jordan Jefferson (397-678)	2008-11
9.	4,586	Danny Etling (325-544)	2016-17
10.	4,585	Alan Risher (381-615)	1980-82

TOUCHDOWN PASSES

GAME

1.	6	Joe Burrow at Vanderbilt	2019
2.	5	Joe Burrow at Ole Miss	2019
	5	Joe Burrow vs. Utah State	2019
	5	Joe Burrow vs. Georgia Southern	2019
	5	Zach Mettenberger vs. UAB	2013
6.	4	Joe Burrow vs. Georgia	2019
	4	Joe Burrow vs. UCF	2018
	4	Matt Flynn vs. Ohio State	2008
	4	Matt Mauck vs. Western Illinois	2003
	4	Matt Mauck vs. Louisiana Tech	2003
	4	Matt Mauck vs. Arkansas	2003
	4	Rohan Davey vs. Tennessee	2000
	4	Josh Booty vs. Alabama	2000
	4	Herb Tyler vs. Akron	1997
	4	Jamie Howard vs. Rice	1995
	4	Tommy Hodson vs. Ohio	1989
	4	Tommy Hodson vs. Tennessee	1989
	4	Steve Ensminger vs. Rice	1977

LSU Record Book - Passing



JaMarcus Russell



Herb Tyler



Jeff Wickersham



Jordan Jefferson



Jarrett Lee



Danny Etling

SEASON

1.	* 48	Joe Burrow	2019
2.	28	JaMarcus Russell	2006
	28	Matt Mauck	2003
4.	22	Zach Mettenberger	2013
	22	Tommy Hodson	1989
6.	21	Matt Flynn	2007
7.	19	Tommy Hodson	1986
8.	18	Rohan Davey	2001
	18	Herb Tyler	1998
10.	17	Josh Booty	2000
	17	Jordan Jefferson	2009
	17	Alan Risher	1982

* - SEC Record

CAREER

1.	69	Tommy Hodson	1986-89
2.	64	Joe Burrow	2018-Present
3.	52	JaMarcus Russell	2004-06
4.	40	Herb Tyler	1995-98
5.	37	Matt Mauck	2001-03
6.	35	Zach Mettenberger	2011-13
7.	34	Jamie Howard	1992-95
	34	Jordan Jefferson	2008-11
9.	32	Jarrett Lee	2008-11
10.	31	Matt Flynn	2004-07
	31	Alan Risher	1980-82

CONSECUTIVE ATTEMPTS WITHOUT INTERCEPTION

GAME

1.	49	Tommy Hodson vs. Tennessee	1989
2.	44	Jesse Daigle vs. Mississippi State	1991
3.	43	Rohan Davey vs. Tennessee	2001
4.	40	Tommy Hodson vs. Ohio State	1988
5.	39	Joe Burrow at Alabama	2019
	39	Marcus Randall vs. Texas	2003
	39	Tommy Hodson vs. Ole Miss	1986

CAREER (MIN. 100)

1.	159	Joe Burrow	2018
2.	137	Alan Risher	1982
3.	131	Jarrett Lee	2010-11
4.	130	Zach Mettenberger	2012
5.	125	Rohan Davey	2000-01

LONGEST PASSES

1.	*94	Anthony Jennings to Travin Dural vs. Sam Houston State	2014
2.	*87	Danny Etling to Drake Davis vs. Syracuse	2017
3.	82	Steve Ensminger to Carlos Carson vs. Georgia	1978
4.	81	Jamie Howard to Brett Bech vs. Ole Miss	1994
5.	*80	Danny Etling to DJ Chark vs. Southern Miss	2016
	*80	Anthony Jennings to Travin Dural vs. Wisconsin	2014
	*80	Josh Booty to Reggie Robinson vs. Western Carolina	2000
	*80	Tommy Hodson to Sammy Martin vs. Rice	1987
	*80	Jeff Wickersham to Eric Martin vs. Alabama	1983
	*80	Norm Stevens to Al Doggett vs. Kentucky	1952
	*80	Y.A. Tittle to Dan Sandifer vs. Georgia Tech	1946
12.	*79	Chad Loup to Todd Kinchen vs. Texas A&M	1990
13.	*78	Joe Burrow to Ja'Marr Chase vs. Texas A&M	2019
	*76	Jamie Howard to Brett Bech vs. Auburn	1994
	*76	Alan Risher to Orlando McDaniel vs. Florida State	1981


*-Denotes Touchdown

PASS YARDS PER PLAY

GAME

(Min. 20 plays)

1.	15.54	Joe Burrow vs. Northwestern State (373 yards 24 plays)	2019
2.	15.48	Jamie Howard vs. Rice (356 yards • 23 plays)	1995
3.	14.59	JaMarcus Russell vs. Mississippi State (321 yards • 22 plays)	2006
4.	13.67	Zach Mettenberger vs. Furman (328 yards • 24 plays)	2013
5.	12.20	Joe Burrow vs. Florida (293 yards • 23 plays)	2019
6.	12.08	Joe Burrow at Texas (471 yards • 39 plays)	2019
7.	11.68	Joe Burrow vs. Arkansas (327 yards • 28 plays)	2019
	11.64	Joe Burrow at Ole Miss (489 yards • 42 plays)	2019
9.	11.59	Joe Burrow vs. UCF (394 yards • 34 plays)	2018
10.	11.57	Danny Etling vs. Texas A&M (347 yards • 30 plays)	2017
	11.57	Danny Etling vs. Texas A&M (324 yards • 28 plays)	2016



Warren Rabb



Jamie Howard



Zach Mettenberger

YARDS PER GAME

SEASON (MIN. 7 GAMES)

1.	362.7	Joe Burrow (4,715 • 13 games)	2019
2.	278.9	Rohan Davey (3,347 • 12 games)	2001
3.	256.8	Zach Mettenberger (3,082 • 12 games)	2013
4.	241.4	Tommy Hodson (2,655 • 11 games)	1989
5.	240.7	JaMarcus Russell (3,129 • 13 games)	2006
6.	231.1	Jeff Wickersham (2,542 • 11 games)	1983
7.	222.6	Joe Burrow (2,894 • 13 games)	2018
8.	213.3	Jamie Howard (1493 • 7 games)	1995
9.	212.2	Josh Booty (2,121 • 10 games)	2000
10.	205.6	Tommy Hodson (2,261 • 11 games)	1986

CAREER (MIN. 20 GAMES)

1.	292.7	Joe Burrow (7,609 • 26 games)	2018-present
2.	207.2	Tommy Hodson (9,115 • 44 games)	1986-89
3.	197.6	Josh Booty (3,951 • 20 games)	1999-2000
4.	192.8	Zach Mettenberger (5,783 • 30 games)	2011-13
5.	191.1	Danny Etling (4,586 • 24 games)	2016-17
6.	184.0	JaMarcus Russell (6,625 • 36 games)	2004-06
7.	182.1	Jeff Wickersham (6,921 • 38 games)	1982-85
8.	176.6	Rohan Davey (4,415 • 25 games)	1998-2001
9.	171.1	Jamie Howard (6,158 • 36 games)	1992-95
10.	166.6	Matt Mauck (3,831 • 23 games)	2001-03

WINS BY A STARTING QUARTERBACK

1.	31	Tommy Hodson (31-14-1)	1986-89
2.	27	Herb Tyler (27-11)	1995-98
3.	25	JaMarcus Russell (25-4)	2004-06
4.	25	Warren Rabb (25-7)	1957-59
5.	24	Jordan Jefferson (24-8)	2008-11
6.	23	Joe Burrow (23-3)	2018-present
7.	23	Y.A. Tittle (23-11-3)	1944-47

300-YARD PASSING GAMES

SEASON

1.	11	Joe Burrow	2019
2.	6	Rohan Davey	2001
3.	3	Zach Mettenberger	2013
4.	2	Joe Burrow	2018
	2	Matt Flynn	2007
	2	JaMarcus Russell	2006
	2	Matt Mauck	2003
	2	Jamie Howard	1995
	2	Tommy Hodson	1989
	2	Jeff Wickersham	1983

CAREER

1.	13	Joe Burrow	2018-present
2.	7	Rohan Davey	1998-2001
3.	3	Zach Mettenberger	2011-13
4.	3	Jamie Howard	1992-95
5.	3	Danny Etling	2016-17
	2	Matt Flynn	2004-07
	2	JaMarcus Russell	2004-06
	2	Matt Mauck	2001-03
	2	Tommy Hodson	1986-89
	2	Jeff Wickersham	1982-85

500-YARD PASSING GAMES (1)

NAME	OPPONENT	YARDS
Rohan Davey	Alabama, 2001	528

400-YARD PASSING GAMES (4)

NAME	OPPONENT	YARDS
Joe Burrow	Ole Miss, 2019	489
Joe Burrow	Texas, 2019	471
Rohan Davey	Illinois, 2001*	444
Tommy Hodson	Tennessee, 1989	438

300-YARD PASSING GAMES (33)

NAME	OPPONENT	YARDS
Joe Burrow	Vanderbilt, 2019	398
Joe Burrow	UCF, 2018 *	394
Jesse Daigle	Mississippi State, 1991	394
Rohan Davey	Kentucky, 2001	383
Tommy Hodson	Ole Miss, 1989	381
Joe Burrow	Northwestern State, 2019	373
Zach Mettenberger	Georgia, 2013	372
Jeff Wickersham	Mississippi State, 1983	368
Rohan Davey	Arkansas, 2001	359
Rohan Davey	Tennessee, 2001	356
Jamie Howard	Rice, 1995	356
Matt Flynn	Alabama, 2007	353
Joe Burrow	Texas A&M, 2019	352
Joe Burrow	Georgia, 2019	349
Danny Etling	Texas A&M, 2017	347
Jeff Wickersham	Alabama, 1983	344
Brandon Harris	Ole Miss, 2015	342
Zach Mettenberger	Mississippi State, 2013	340
Jamie Howard	Florida, 1995	339
Chad Loup	Arkansas, 1993	336
JaMarcus Russell	Notre Dame, 2006 *	332
JaMarcus Russell	Mississippi State, 2006	330
Zach Mettenberger	Furman, 2013	328
Marcus Randall	Troy, 2004	328
Joe Burrow	Arkansas, 2019	327
Danny Etling	Texas A&M, 2016	324
Matt Flynn	Auburn, 2007	319
Rohan Davey	Middle Tennessee, 2001	318
Rohan Davey	Tennessee, 2000	318
Jamie Howard	Southern Miss, 1994	314
Matt Mauck	Louisiana Tech, 2003	311
Alan Risher	Mississippi State, 1982	308
Joe Burrow	Rice, 2018	307
Matt Mauck	Western Illinois, 2003	305

CONSECUTIVE 300-YARD

PASSING GAMES

1.	7	Joe Burrow	2019
		327 at Mississippi State, 321 vs. Auburn,	
		393 at Alabama, 489 at Ole Miss,	
		327 vs. Arkansas, vs. Texas A&M	
		349 vs. Georgia	
2.	4	Joe Burrow	2019
		471 at Texas, 373 vs. Northwestern State,	
		398 at Vanderbilt, 344 vs. Utah State	

3.	3	Rohan Davey	2001
		528 at Alabama, 318 vs. Middle Tennessee,	
		359 vs. #24 Arkansas	
4.	2	Zach Mettenberger	2013
		372 at #9 Georgia, 340 at Mississippi State	
2		Matt Flynn	2007
		319 vs. #18 Auburn, 353 at #17 Alabama	
2		Tommy Hodson	1989
		438 vs. #11 Tennessee, 381 at Ole Miss	
2		Jeff Wickersham	1983
		344 vs. #19 Alabama, 368 vs. Mississippi State	

200-YARD PASSING GAMES (155)

NAME	OPPONENT	YARDS
Tommy Hodson	Ohio State, 1988	299
Zach Mettenberger	Alabama, 2012	298
Ryan Perrilloux	Middle Tennessee, 2007	298
Jeff Wickersham	Notre Dame, 1985	294
Joe Burrow	Ole Miss, 2019	293
Joe Burrow	Ole Miss, 2018	292
Josh Booty	Western Carolina, 2000	291
Josh Booty	Ole Miss, 2000	290
Jarrett Lee	Georgia, 2008	287
Alan Risher	Florida State, 1982	287
Brandon Harris	Western Kentucky, 2015	286
JaMarcus Russell	Vanderbilt, 2005	285
Josh Booty	Auburn, 1999	285
Tommy Hodson	Kentucky, 1989	283
Zach Mettenberger	UAB, 2013	282
Zach Mettenberger	Ole Miss, 2012	282
Josh Booty	Georgia, 1999	280
Jamie Howard	Auburn, 1994	280
Joe Burrow	Georgia Southern, 2019	278
Danny Etling	Southern Miss, 2016	276
Josh Booty	Alabama, 2000	275
Ole Miss, 2013		274
Jeff Wickersham	Florida State, 1983	274
Zach Mettenberger	Mississippi State, 2012	273
Brandon Harris	Arkansas, 2015	271
Jamie Howard	South Carolina, 1995	271
Jeff Wickersham	Florida, 1984	271
Jeff Wickersham	Florida, 1983	271
Joe Burrow	Texas A&M, 2018	270
JaMarcus Russell	Auburn, 2006	269
Chad Loup	Florida, 1990	269
Herb Tyler	Kentucky, 1998	268
Tommy Hodson	Ohio State, 1987	267
Tommy Hodson	Tulane, 1989	265
Zach Mettenberger	Kent State, 2013	264
Marcus Randall	Kentucky, 2002	264
Jeff Wickersham	Vanderbilt, 1985	262
Jarrett Lee	Mississippi State, 2008	261
Jeff Wickersham	Washington, 1983	259
Matt Flynn	Tulane, 2007	258
Chad Loup	Kentucky, 1991	257
Josh Booty	Ole Miss, 1999	256
Rohan Davey	Mississippi State, 2001	255
Herb Tyler	Ole Miss, 1996	255
Tommy Hodson	Kentucky, 1986	255
Jordan Jefferson	Ole Miss, 2010	254
Jeff Wickersham	Ole Miss, 1984	254

LSU Record Book - Passing



Y.A. Tittle



Steve Enslinger



Chad Loup



Matt Flynn



Matt Mauck



Alan Risher

JaMarcus Russell	Louisiana-Lafayette	253
Rohan Davey	Tulane, 2001	253
Zach Mettenberger	TCU, 2013	251
Matt Mauck	Alabama, 2003	251
Tommy Hodson	Ole Miss, 1986	251
Tommy Hodson	North Carolina, 1986	251
Jordan Jefferson	Ole Miss, 2009	250
Joe Burrow	Auburn, 2018	249
Tommy Hodson	Ole Miss, 1988	249
Jamie Howard	Mississippi State, 1993	248
Tommy Hodson	Notre Dame, 1986	248
Jeff Wickersham	Mississippi State, 1985	248
JaMarcus Russell	Tennessee, 2006	247
Jamie Howard	Ole Miss, 1994	247
Josh Booty	Mississippi State, 2000	246
Tommy Hodson	Tennessee, 988	246
Rohan Davey	Auburn, 2001	245
JaMarcus Russell	North Texas, 2005	244
Tommy Hodson	Tulane, 1986	244
Alan Risher	Florida, 1981	244
Ryan Perrilloux	Tennessee, 2007	243
Jordan Jefferson	Auburn, 2009	242
Bert Jones	Alabama, 1972	242
Zach Mettenberger	Alabama, 2013	241
Jeff Wickersham	Vanderbilt, 1984	240
Zach Mettenberger	Towson, 2012	238
Tommy Hodson	Miami (Fla.), 1988	238
Matt Flynn	Louisiana Tech, 2007	237
Jamie Howard	Mississippi State, 1994	237
Jeff Wickersham	Tulane, 1984	237
Y.A. Tittle	Tulane, 1944	237
JaMarcus Russell	Florida, 2005	236
Jamie Howard	Utah State, 1993	236
Rohan Davey	Arkansas, 1999	234
Herb Tyler	Florida, 1998	234
Chad Loup	Florida State, 1991	233
JaMarcus Russell	Arizona State, 2005	232
Matt Mauck	Florida, 2003	231

Tommy Hodson	Mississippi State, 1986	231
Tommy Hodson	Cal State Fullerton, 1987	230
Danny Etling	Notre Dame, 2017 *	229
Zach Mettenberger	Auburn, 2013	229
JaMarcus Russell	Alabama, 2005	229
Rohan Davey	Utah State, 2001	229
Brandon Harris	South Carolina, 2015	228
JaMarcus Russell	Florida, 2006	228
Tommy Hodson	Rice, 1987	228
Danny Etling	Chattanooga, 2017	227
JaMarcus Russell	Kentucky, 2006	226
Jamie Howard	Texas A&M, 1994	226
Josh Booty	Kentucky, 2000	225
Matt Mauck	Auburn, 2003	224
Tommy Hodson	South Carolina, 1987	224
Tommy Hodson	Ole Miss, 1987	224
Jamie Howard	Arkansas, 1994	223
Tommy Hodson	Florida, 1987	223
Zach Mettenberger	Idaho, 2012	222
Tommy Hodson	Florida State, 1989	222
Tommy Hodson	Alabama, 1988	222
Tommy Hodson	Kentucky, 1987	222
Jim Barton	Southern Miss, 1951	222
Tommy Hodson	Tulane, 1987	221
Jamie Howard	Auburn, 1995	220
Tommy Hodson	Tulane, 1988	220
Bert Jones	Tulane, 1971	219
Jamie Howard	Kentucky, 1992	218
Danny Etling	Arkansas, 2017	217
Danny Etling	Louisville, 2016 *	217
Zach Mettenberger	Arkansas, 2012	217
Matt Flynn	Virginia Tech, 2007	217
JaMarcus Russell	Ole Miss, 2006	217
Danny Etling	Missouri, 2016	216
Jarrett Lee	Troy, 2008	216
Danny Etling	Mississippi State, 2016	215
Matt Mauck	Miami (Ohio), 2002	215
Herb Tyler	Florida, 1996	215

Jamie Howard	Florida, 1995	215
Josh Booty	Auburn, 2000	214
Herb Tyler	Alabama, 1998	214
Jeff Wickersham	Alabama, 1985	214
Jarrett Lee	Mississippi State, 2011	213
Josh Booty	Houston, 1999	213
Herb Tyler	Kentucky, 1997	213
Jordan Jefferson	Georgia, 2009	212
Herb Tyler	Texas-El Paso, 1997	211
JaMarcus Russell	Fresno State, 2006	210
JaMarcus Russell	Arkansas, 2006	210
Jarrett Lee	Florida, 2008	209
Matt Flynn	Arkansas, 2007	209
Tommy Hodson	Georgia, 1987	209
Norm Stevens	Kentucky, 1952	209
Jordan Jefferson	Arkansas, 2011	208
JaMarcus Russell	Appalachian State, 2005	208
Herb Tyler	North Texas, 1995	208
Tommy Hodson	Mississippi State, 1989	208
JaMarcus Russell	Alabama, 2006	207
Herb Tyler	Idaho, 1998	207
Danny Etling	Auburn, 2017	206
Jeff Wickersham	North Carolina, 1985	206
JaMarcus Russell	Mississippi State, 2005	205
Herb Tyler	Georgia, 1998	205
Danny Etling	Florida, 2016	204
Danny Etling	Ole Miss, 2016	204
Sol Graves	Mississippi State, 1990	204
Marcus Randall	Arkansas, 2002	203
Pat Screen	Alabama, 1965	203
Brandon Harris	Florida, 2015	202
Jordan Jefferson	Penn State, 2009 *	202
Joe Burrow	Georgia, 2018	200
Danny Etling	Ole Miss, 2017	200

*- Denotes bowl game

LSU Record Book - Receiving



Josh Reed

CATCHES

GAME

1.	*19	Josh Reed at Alabama (293 yards)	2001
2.	14	Josh Reed vs. Illinois (239 yards)	2001
14		Wendell Davis vs. Ole Miss (208 yards)	1986
4.	13	Jerel Myers vs. Auburn (153 yards)	1999
5.	12	Brandon LaFell vs. Troy (126 yards)	2008
12		Michael Clayton at Alabama (130 yards)	2003
7.	11	Michael Clayton vs. West. Illinois (162 yards)	2003
11		Wendell Davis at Georgia (123 yards)	1987
11		Charles Alexander at Kentucky (94 yards)	1978
11		Tommy Morel vs. Mississippi St. (152 yards)	1967

* - SEC Record

SEASON

1.	94	Josh Reed (1,740 yards)	2001
2.	88	Justin Jefferson (1,207 yards)	2019
3.	80	Wendell Davis (1,244 yards)	1986
4.	78	Michael Clayton (1,079 yards)	2003
5.	77	Jarvis Landry (1,193 yards)	2013
6.	73	Ja'Marr Chase (1,498)	2019
7.	72	Wendell Davis (993 yards)	1987
8.	65	Josh Reed (1,127 yards)	2000
65		Dwayne Bowe (990 yards)	2006
10.	64	Jerel Myers (854 yards)	1999

CAREER

1.	183	Wendell Davis (2,708 yards)	1984-87
2.	182	Michael Clayton (2,582 yards)	2001-03
3.	175	Brandon LaFell (2,517 yards)	2006-09
4.	167	Josh Reed (3,001 yards)	1999-2001
5.	160	Early Doucet (1,943 yards)	2004-07
6.	154	Dwayne Bowe (2,403 yards)	2003-06
7.	152	Eric Martin (2,625 yards)	1981-84
8.	149	Jerel Myers (1,843 yards)	1999-2000
9.	143	Odell Beckham, Jr. (2,340 yards)	2011-13
10.	142	Justin Jefferson (2,082 yards)	2017-present

YARDS

GAME

1.	293	Josh Reed at Alabama (19 catches)	2001
2.	248	Todd Kinchen vs. Mississippi St. (9 catches)	1991
3.	239	Josh Reed vs. Illinois (14 catches)	2001
4.	229	Ja'Marr Chase (at Vanderbilt, 10 catches)	2019
5.	227	Ja'Marr Chase (at Ole Miss, 8 catches)	2019
6.	209	Eric Martin vs. Alabama (8 catches)	1983
7.	208	Wendell Davis vs. Ole Miss (14 catches)	1986
8.	204	Odell Beckham, Jr. vs. Furman (6 catches)	2013
9.	201	Devery Henderson at Kentucky (5 catches)	2001
201		Sheddrick Wilson vs. Rice (9 catches)	1995
201		Carlos Carson vs. Rice (5 catches)	1977

SEASON

1.	*1,740	Josh Reed (94 catches)	2001
2.	1,498	Ja'Marr Chase (73 catches)	2019
3.	1,244	Wendell Davis (80 catches)	1986
7.	1,207	Justin Jefferson (88 catches)	2019
4.	1,193	Jarvis Landry (77 catches)	2013
5.	1,152	Odell Beckham, Jr. (59 catches)	2013
6.	1,127	Josh Reed (65 catches)	2000
8.	1,079	Michael Clayton (78 catches)	2003
9.	1,064	Eric Martin (52 catches)	1983
10.	993	Wendell Davis (72 catches)	1987

* - SEC Record



Jarvis Landry

CAREER

1.	3,001	Josh Reed (167 catches)	1999-2001
2.	2,708	Wendell Davis (183 catches)	1984-87
3.	2,625	Eric Martin (152 catches)	1981-84
4.	2,582	Michael Clayton (182 catches)	2001-03
5.	2,517	Brandon LaFell (175 catches)	2006-09
6.	2,403	Dwayne Bowe (154 catches)	2003-06
7.	2,340	Odell Beckham, Jr. (143 catches)	2011-13
8.	2,196	Tony Moss (132 catches)	1986-89
9.	2,117	Craig Davis (141 catches)	2003-06
10.	2,082	Justin Jefferson (142 catches)	2017-present

YARDS PER GAME

SEASON

1.	*145.0	Josh Reed (1,740 • 12 games)	2001
2.	124.8	Ja'Marr Chase (1,498 • 12 games)	2019
3.	113.1	Wendell Davis (1,244 • 11 games)	1986
4.	102.5	Josh Reed (1,127 • 11 games)	2000
5.	96.7	Eric Martin (1,064 • 11 games)	1983

* - SEC Record

YARDS PER CATCH

GAME

(Min. 5 catches)

1.	40.2	Devery Henderson vs. Kentucky (5/201)	2002
	40.2	Carlos Carson vs. Rice (5/201)	1977
3.	34.0	Odell Beckham, Jr. vs. Furman (6/204)	2013
4.	32.5	Eddie Kennison vs. Utah State (6/195)	1993
5.	31.0	Orlando McDaniel vs. Florida State (5/155)	1981

SEASON

(Min. 25 catches)

1.	22.3	Andy Hamilton (39/870)	1970
2.	21.9	DJ Chark (40/874)	2017
3.	21.0	Carlos Carson (27/568)	1978

4. 20.5 Ja'Marr Chase (73/1,498)

5.	20.48	Travin Dural (37/758)	2014
6.	20.46	Eric Martin (52/1,064)	1983

(Min. 50 catches)

1.	20.5	Ja'Marr Chase (73/1,498)	2019
2.	*20.5	Eric Martin (52/1,064)	1983
3.	19.5	Odell Beckham, Jr. (59/1,152)	2013
4.	18.5	Josh Reed (94/1,740)	2001
5.	17.4	Tony Moss (55/957)	1988
6.	17.33	Josh Reed (65/1,127)	2000
7.	17.3	Rueben Randle (53/917)	2011
8.	16.24	Devery Henderson (53/861)	2003
9.	16.20	Justin Jefferson (54/875)	2018
10.	16.1	Todd Kinchen (53/855)	1991

(Min. 75 catches)

1.	*18.5	Josh Reed (94/1,740)	2001
2.	15.6	Wendell Davis (80/1,244)	1986
3.	15.5	Jarvis Landry (77/1,193)	2013
4.	13.8	Michael Clayton (78/1,079)	2003
5.	13.7	Justin Jefferson (88/1,207)	2019

* - SEC Record



Odell Beckham Jr.

TOUCHDOWN CATCHES

GAME

1.	*5	Carlos Carson vs. Rice	1977
2.	4	Ja'Marr Chase at Vanderbilt	2019
4		Tony Moss vs. Ohio	1989
4.	3	Ja'Marr Chase at Ole Miss	2019
3		Terrace Marshall Jr. vs. Georgia Southern	2019
3		Travin Dural vs. Sam Houston State	2014
3		Odell Beckham, Jr. vs. UAB	2013
3		Terrence Toliver vs. Texas A&M	2010
3		Dwayne Bowe vs. Kentucky	2006
3		Devery Henderson at Kentucky	2002
3		Josh Reed vs. Tennessee	2000
3		Sheddrick Wilson vs. Rice	1995
3		Wendell Davis at Ole Miss	1987
3		Wendell Davis vs. South Carolina	1987
3		Wendell Davis vs. Tulane	1986
3		Gerald Keigley vs. Auburn	1972
3		Andy Hamilton vs. Notre Dame	1971
3		Tommy Morel vs. Mississippi State	1967
3		Ken Kavanaugh Sr. at Holy Cross	1939

* - SEC Record

SEASON

1.	18	Ja'Marr Chase	2019
2.	14	Justin Jefferson	2019
3.	12	Dwayne Bowe	2006
4.	11	Brandon LaFell	2009
11		Devery Henderson	2003
11		Wendell Davis	1986
7.	10	Terrace Marshall Jr.	2019
10		Jarvis Landry	2013
10		Michael Clayton	2003
10		Josh Reed	2000
10		Carlos Carson	1977

CAREER

1.	26	Dwayne Bowe	2003-06
2.	25	Brandon LaFell	2006-09
3.	21	Ja'Marr Chase	2018-present
21		Michael Clayton	2001-03
5.	20	Justin Jefferson	2017-present
20		Early Doucet	2004-07
7.	19	Devery Henderson	2000-03
19		Wendell Davis	1984-87
9.	18	Andy Hamilton	1969-71
10.	17	Josh Reed	1999-2001
17		Ken Kavanaugh Sr.	1937-39

CONSECUTIVE GAMES WITH A CATCH

1.	41	Brandon LaFell	2006-09
2.	40	Michael Clayton	2001-03
3.	35	Craig Davis	2004-06
35		Eric Martin	1982-84
5.	33	Larry Foster	1996-98
6.	32	Eddie Kennison	1993-95
7.	29	Reggie Robinson	1998-2000
8.	28	Dwayne Bowe	2004-06
28		Josh Reed	1999-2001
10.	27	Odell Beckham Jr.	2011-13
27		Wendell Davis	1985-87

CONSECUTIVE GAMES WITH RECEIVING TD

1.	7	Jarvis Landry	2012-13
7		Dwayne Bowe	2005
3.	6	Michael Clayton	2003

LSU Record Book - Receiving



Jerel Myers

RECEPTIONS BY A RUNNING BACK
SEASON

1.	50	Clyde Edwards-Halire	2019
	50	Garry James	1985
3.	38	Eddie Fuller	1989
4.	35	Jacob Hester	2006
5.	34	Dalton Hilliard	1985

CAREER

1.	122	Garry James	1982-85
2.	100	Dalton Hilliard	1982-85
3.	76	Sammy Martin	1984-87
4.	75	Eddie Fuller	1986-89
5.	66	Joseph Addai	2001-05

RECEPTIONS BY A TIGHT END
SEASON

1.	38	Thaddeus Moss	2019
2.	34	Mitch Andrews	1985
	34	Malcolm Scott	1981
4.	32	Richard Dickson	2007
5.	31	Richard Dickson	2008
6.	30	David LaFleur	1996
7.	28	Malcolm Scott	1982
8.	27	Brian Kinchen	1986
9.	26	Mitch Andrews	1983
10.	25	Ken Kavanaugh, Jr.	1970

CAREER

1.	90	Richard Dickson	2006-09
2.	87	Mitch Andrews	1982-85
3.	75	Malcolm Scott	1979-82
4.	71	David LaFleur	1993-96
5.	59	Robert Royal	1998-01
6.	56	Brad Boyd	1971-74
7.	52	Foster Moreau	2015-18
	52	Chris Hill	1992-95
9.	48	Brian Kinchen	1984-87
10.	45	Ken Kavanaugh, Jr.	1968-71

YARDS RECEIVING BY A TIGHT END
SEASON

1.	439	David LaFleur	1996
2.	435	Thaddeus Moss	2019
3.	433	Malcolm Scott	1981
4.	375	Richard Dickson	2007
5.	340	Robert Royal	2000

CAREER

1.	952	Richard Dickson	2006-09
2.	881	David LaFleur	1993-96
3.	877	Malcolm Scott	1982-85
4.	865	Mitch Andrews	1982-85
5.	832	Brad Boyd	1972-74

TD RECEPTIONS BY A TIGHT END
SEASON

1.	5	Richard Dickson	2008
	5	Richard Dickson	2007
	5	Robert Royal	2000
	5	Brad Boyd	1972
5.	4	Brian Kinchen	1986
	4	Ken Kavanaugh, Jr.	1971
	4	Billy Hendrix	1958



Dwayne Bowe

CAREER

1.	10	Richard Dickson	2006-09
	10	Brad Boyd	1972-74
3.	7	Robert Royal	1998-01
4.	6	Foster Moreau	2015-18
	6	Eric Edwards	2000-03
	6	Brian Kinchen	1984-87

QUARTERBACK-RECEIVER
TD COMBINATIONS

1.	23	JaMarcus Russell-Dwayne Bowe
2.	21	Joe Burrow-Ja'Marr Chase
	21	Tommy Hodson-Wendell Davis
4.	20	Joe Burrow-Justin Jefferson
5.	15	Zach Mettenberger-Jarvis Landry
6.	14	Tommy Hodson-Tony Moss
	14	Matt Mauck-Devery Henderson
8.	13	Tommy Hodson-Eddie Fuller
	13	Rohan Davey-Josh Reed
10.	12	JaMarcus Russell-Early Doucet

100-YARD GAMES
SEASON

1.	11	Josh Reed	2001
2.	8	Ja'Marr Chase	2019
3.	6	Justin Jefferson	2019
	6	Josh Reed	2000
	6	Wendell Davis	1987
	6	Wendell Davis	1986
6.	5	Odell Beckham, Jr.	2013
	5	Jarvis Landry	2013
	5	Tony Moss	1988
	5	Eric Martin	1983
	5	Andy Hamilton	1971

CAREER

1.	18	Josh Reed	1999-2001
2.	13	Wendell Davis	1984-87
3.	11	Eric Martin	1981-84
4.	9	Tony Moss	1986-89
	9	Andy Hamilton	1969-71
6.	8	Todd Kinchen	1989-91
7.	8	Justin Jefferson	2017-present
	8	Ja'Marr Chase	2018-present
9.	7	Odell Beckham, Jr.	2011-13
	7	Michael Clayton	2001-03

200-YARD RECEIVING GAMES (11)

NAME	OPPONENT	YARDS (REC.)
Josh Reed	Alabama, 2001	293 (19)
Todd Kinchen	Mississippi State, 1991	248 (9)
Josh Reed	Illinois, 2001 *	239 (14)
Ja'Marr Chase	Vanderbilt, 2019	229 (10)
Ja'Marr Chase	Ole Miss, 2019	227 (8)
Eric Martin	Alabama, 1983	209 (8)
Wendell Davis	Ole Miss, 1986	208 (14)
Odell Beckham Jr.	Furman, 2013	204 (6)
Devery Henderson	Kentucky, 2002	201 (5)
Shedrick Wilson	Rice, 1995	201 (9)
Carlos Carson	Rice, 1977	201 (5)



Michael Clayton

100-YARD RECEIVING GAMES (190)

NAME	OPPONENT	YARDS (REC.)
Ja'Marr Chase	Texas A&M, 2019	197 (7)
Eddie Kennison	Utah State, 1993	195 (6)
Josh Reed	Auburn, 2001	186 (10)
Wendell Davis	North Carolina, 1986	184 (9)
Josh Reed	Arkansas, 2001	183 (7)
Odell Beckham Jr.	Mississippi State, 2013	179 (9)
Josh Reed	Ole Miss, 2000	173 (8)
Orlando McDaniel	Mississippi State, 1979	172 (3)
Josh Reed	Auburn, 2000	167 (8)
Andy Hamilton	Iowa State, 1971*	165 (6)
Andy Hamilton	Baylor, 1970	165 (10)
Justin Jefferson	Texas, 2019	163 (9)
Michael Clayton	Western Illinois, 2003	162 (11)
Andy Hamilton	Tulane, 1971	161 (6)
Josh Reed	Kentucky, 2001	160 (8)
Jarvis Landry	Georgia, 2013	156 (10)
Justin Jefferson	Vanderbilt, 2019	155 (9)
Orlando McDaniel	Florida State, 1981	155 (5)
Reggie Robinson	Arkansas, 1999	154 (5)
Jerel Myers	Auburn, 1999	153 (13)
Abram Booty	Notre Dame, 1998	153 (8)
Andy Hamilton	Notre Dame, 1971	153 (7)
Michael Clayton	Louisiana-Monroe, 2003	152 (6)
Tommy Morel	Mississippi State, 1967	152 (11)
Travin Dural	Wisconsin, 2014	151 (3)
Wendell Davis	Cal State Fullerton, 1987	151 (8)
DJ Chark	Auburn, 1971	150 (5)
Brett Bech	Ole Miss, 1994	149 (6)
Andy Hamilton	Ole Miss, 1971	148 (9)
Ja'Marr Chase	Texas, 2019	147 (8)
Josh Reed	Mississippi State, 2001	146 (10)
Josh Reed	Tennessee, 2000	146 (7)
Andy Hamilton	Nebraska, 1970*	146 (9)
Todd Kinchen	Miami (Ohio), 1990	145 (5)
Ja'Marr Chase	Arkansas, 2019	144 (6)
Demetrius Byrd	Alabama, 2007	144 (6)
Eric Martin	Kentucky, 1983	143 (7)
Warren Virgets	Vanderbilt, 1950	143 (4)
Ja'Marr Chase	Auburn, 2019	140 (6)
Travin Dural	Sam Houston State, 2014	140 (3)
Malachi Dupre	Louisville, 2016*	139 (7)
Josh Reed	Western Carolina, 2000	137 (5)
Larry Foster	Kentucky, 1998	137 (5)
Eric Martin	Washington, 1983	137 (7)
Odell Beckham Jr.	UAB, 2013	136 (3)
Josh Reed	Tulane, 2001	135 (6)
Carlos Carson	Georgia, 1978	135 (5)
Rueben Randle	Arkansas, 2011	134 (9)
Brett Bech	Arkansas, 1993	134 (9)
Todd Kinchen	Texas A&M, 1990	133 (5)
Tony Moss	Alabama, 1988	133 (6)
Wendell Davis	Ole Miss, 1987	133 (6)
Travin Dural	Western Kentucky, 2015	132 (3)
Wendell Davis	South Carolina, 1987*	132 (9)
Wendell Davis	Texas A&M, 1986	132 (9)
DJ Chark	Arkansas, 2017	130 (4)
Michael Clayton	Alabama, 2003	130 (12)
Josh Reed	Alabama, 2000	129 (8)
Eddie Kennison	South Carolina, 1995	129 (9)
Andy Hamilton	Wisconsin, 1971	129 (5)
Dan Sandifer	Tulane, 1944	129 (4)
Odell Beckham Jr.	Towson, 2012	128 (5)
Alvin Lee	Tennessee, 1988	128 (10)
Tony Moss	Ole Miss, 1988	128 (6)
Ja'Marr Chase	Florida, 2019	127 (7)
Rueben Randle	Florida, 2011	127 (4)


LSU Record Book - Receiving



Wendell Davis



Brandon LaFell



Eric Martin



DJ Chark



Foster Moreau



Richard Dickson


Brandon LaFell	Troy, 2008	126 (12)
Michael Clayton	Alabama, 2001	126 (7)
Eric Martin	Mississippi State, 1983	126 (9)
Rueben Randle	Alabama, 2010	125 (3)
Brandon LaFell	Virginia Tech, 2007	125 (7)
Josh Reed	Tennessee, 2001	125 (7)
Scott Ray	Florida, 1992	125 (8)
Carlos Carson	Alabama, 1978	125 (5)
Justin Jefferson	Northwestern State, 2019	124 (5)
Travin Dural	Mississippi State, 2014	124 (6)
Josh Reed	Utah State, 2001	124 (5)
Jerel Myers	Ole Miss, 1999	124 (9)
Eddie Kennison	Michigan State, 1995*	124 (5)
Ja'Marr Chase	Auburn, 2019	123 (8)
Justin Jefferson	Florida, 2019	123 (10)
Terrace Marshall Jr.	Texas, 2019	123 (6)
Josh Reed	Florida, 2001	123 (6)
Larry Foster	Texas-El Paso, 1997	123 (7)
Tony Moss	Ohio, 1989	123 (7)
Wendell Davis	Georgia, 1987	123 (11)
Eric Martin	Mississippi State, 1984	123 (6)
Dwayne Bowe	Iowa, 2004*	122 (8)
Jarvis Landry	Ole Miss, 2013	121 (7)
Rueben Randle	Middle Tennessee State, 2011	121 (5)
Wendell Davis	Notre Dame, 1986	121 (7)
Eric Martin	Florida State, 1982	121 (3)
Malachi Dupre	Mississippi State, 2014	120 (4)
Michael Clayton	Illinois, 2001*	120 (8)
Josh Reed	Middle Tennessee, 2001	120 (9)
Terrence Toliver	Louisiana Tech, 2007	119 (3)
Wendell Davis	Alabama, 1985	119 (3)
Odell Beckham Jr.	Georgia, 2013	118 (6)
Odell Beckham Jr.	TCU, 2013	118 (5)
Todd Kinchen	Florida State, 1991	118 (7)
Jarvis Landry	Auburn, 2013	118 (7)
Justin Jefferson	Arkansas, 2018	117 (6)
Terrence Toliver	Washington, 2009	117 (4)
Jerel Myers	Western Carolina, 2000	117 (6)
Shedrick Wilson	Auburn, 1995	117 (8)
Tony Moss	Florida State, 1989	117 (6)
Tony Moss	Ohio State, 1988	117 (6)
Abram Booty	Arkansas State, 1998	116 (7)

Abram Booty	Arkansas, 1997	116 (10)
Justin Jefferson	Georgia, 2019	115 (7)
Malachi Dupre	Florida, 2015	115 (4)
Early Doucet	Notre Dame, 2006*	115 (8)
Tony Moss	Miami, 1988	115 (7)
Devery Henderson	Mississippi State, 2003	114 (7)
Jerel Myers	Houston, 1999	114 (8)
Jarvis Landry	Arkansas, 2013	113 (8)
Josh Reed	Mississippi State, 2000	113 (10)
Eddie Kennison	Rice, 1995	113 (4)
Justin Jefferson	Ole Miss, 2019	112 (9)
Odell Beckham Jr.	Arkansas, 2012	112 (4)
Terrence Toliver	Texas A&M, 2010*	112 (5)
Eric Martin	Mississippi State, 1982	112 (5)
Malcolm Scott	Florida State, 1981	112 (8)
Tony Moss	Tulane, 1988	112 (5)
Terrence Toliver	Florida, 2010	111 (6)
Dwayne Bowe	Kentucky, 2006	111 (6)
Larry Foster	Auburn, 1998	111 (10)
Eric Martin	Florida, 1984	111 (9)
Tommy Morel	Mississippi State, 1968	111 (6)
Brett Bech	Arkansas, 1994	110 (5)
Lonny Myles	Kentucky, 1969	110 (7)
Tommy Morel	Ole Miss, 1968	110 (6)
Malachi Dupre	Arkansas, 2015	109 (8)
Travin Dural	South Carolina, 2015	109 (4)
Jarvis Landry	TCU, 2013	109 (8)
Jarvis Landry	Mississippi State, 2012	109 (9)
Michael Clayton	Arizona, 2003	109 (6)
Devery Henderson	Florida, 2003	109 (5)
Eric Martin	Kentucky, 1982	109 (6)
Abner Wimberly	Ole Miss, 1948	109 (2)
Justin Jefferson	Georgia, 2018	108 (6)
Abram Booty	Idaho, 1998	108 (7)
Shedrick Wilson	Florida, 1995	108 (7)
Todd Kinchen	Ole Miss, 1989	108 (5)
Alvin Lee	Ohio State, 1988	108 (6)
Wendell Davis	Georgia, 1986	108 (8)
Eric Martin	Tennessee, 1982	108 (6)
Lee Hedges	Pacific, 1950	108 (3)
Terrence Toliver	Ole Miss, 2009	107 (5)
Rueben Randle	Auburn, 2011	106 (5)

Dwayne Bowe	Fresno State, 2006	106 (4)
Eric Martin	Florida, 1983	106 (5)
Darrel Williams	Ole Miss, 2017	105 (4)
DJ Chark	Troy, 2017	105 (4)
Michael Clayton	Kentucky, 2001	105 (9)
Tony Moss	Mississippi State, 1989	105 (3)
Carlos Carson	Rice, 1979	105 (6)
Brett Bech	Auburn, 1994	104 (3)
Chris Hill	Southern Miss, 1994	104 (5)
Herman Fontenot	Vanderbilt, 1984	104 (6)
DJ Chark	Chattanooga, 2017	103 (3)
Dwayne Bowe	Oregon State, 2004	103 (5)
Skyler Green	Louisiana Tech, 2003	103 (9)
Todd Kinchen	Kentucky, 1990	103 (4)
Rogie Magee	Ohio State, 1987	103 (5)
Gerald Keigley	Auburn, 1972	103 (5)
Andy Hamilton	Mississippi State, 1970	103 (2)
Andy Hamilton	Texas A&M, 1970	103 (4)
Lonny Myles	Mississippi State, 1969	103 (8)
Tommy Morel	Tulane, 1968	103 (10)
Tommy Morel	Florida State, 1968	103 (6)
Wendell Davis	Florida, 1987	102 (8)
Reggie Robinson	Mississippi State, 2000	102 (10)
Eddie Fuller	Ole Miss, 1989	102 (5)
Wendell Davis	Mississippi State, 1986	102 (6)
Brandon LaFell	Mississippi State, 2009	101 (6)
Early Doucet	Alabama, 2006	101 (7)
Craig Davis	Mississippi State, 2006	101 (6)
Devery Henderson	Auburn, 2003	101 (6)
Abram Booty	Florida, 1997	101 (4)
Todd Kinchen	Alabama, 1991	101 (7)
Tony Moss	Tulane, 1989	101 (5)
Wendell Davis	Alabama, 1987	101 (9)
Doug Moreau	Texas A&M, 1964	101 (6)
Dilton Richmond	Louisiana Normal, 1942	101 (7)
Brandon LaFell	Mississippi State, 2008	101 (3)
Malachi Dupre	Southern Miss, 2016	100 (3)
Josh Reed	Houston, 1999	100 (5)
Todd Kinchen	Georgia, 1990	100 (6)
Ken Kavanaugh	Vanderbilt, 1939	100 (5)

*- Denotes bowl game

LSU Record Book - Receiving



Ken Kavanaugh Sr.



Travin Dural



Andy Hamilton



Craig Davis



Early Doucet



Devery Henderson

CONSECUTIVE 100-YARD RECEIVING GAMES

1.	6	Josh Reed	2001
		135 vs. Tulane, 124 vs. Utah State, 125 at #7 Tennessee, 123 vs. #2 Florida 160 at Kentucky, 146 at Mississippi State	
2.	5	Ja'Marr Chase	2019
		123 vs. #9 Auburn, 140 at #3 Alabama, 227 at Ole Miss, 144 vs. Arkansas, 197 vs. Texas A&M	
3.	4	Josh Reed	2001
		293 at Alabama, 120 vs. Middle Tennessee 183 vs. #24 Arkansas, 186 vs. #25 Auburn	
4.	3	Michael Clayton	2003
		152 vs. Louisiana-Monroe, 109 at Arizona, 162 vs. Western Carolina	
	3	Josh Reed	2000
		113 vs. #13 Mississippi State, 129 at Alabama, 173 at Ole Miss	
	3	Andy Hamilton	1971
		153 vs. #7 Notre Dame, 161 vs. Tulane, 165 vs. Iowa State*	
	3	Tommy Morel	1968
		111 vs. Mississippi State, 103 at Tulane, 103 vs. #19 Florida State	
8.	2	Justin Jefferson	2019
		155 vs. Utah State, 123 vs. #7 Florida	
2		Ja'Marr Chase	2019
		147 at #9 Texas, 229 at Vanderbilt	
2		Justin Jefferson	2019
		at #9 Texas, 124 vs. Northwestern State	
2		Travin Dural	2014
		151 vs. #14 Wisconsin, 140 vs. Sam Houston State	
2		Odell Beckham Jr.	2013
		118 at #9 Georgia, 179 at Mississippi State	
2		Jarvis Landry	2013
		118 vs. Auburn, 156 at #9 Georgia	
2		Odell Beckham Jr.	2013
		118 vs. #20 TCU, 136 vs. UAB	

2	Dwayne Bowe	2004
	111 vs. Kentucky, 106 vs. Fresno State	
2	Devery Henderson	2003
	114 at Mississippi State, 109 at Florida	
2	Eddie Kennison	1995
	113 vs. Rice, 129 at South Carolina	
2	Sheddrick Wilson	1995
	117 vs. #5 Auburn, 201 vs. Rice	
2	Todd Kinchen	1991
	101 vs. #6 Alabama, 248 vs. Mississippi State	
2	Todd Kinchen	1990
	100 vs. Georgia, 145 vs. Miami (Ohio)	
2	Tony Moss	1989
	105 vs. Mississippi State, 101 at Tulane	
2	Tony Moss	1989
	117 vs. Florida State, 123 vs. Ohio	
2	Tony Moss	1988
	115 vs. #3 Miami (Fla.), 112 vs. Tulane	
2	Tony Moss	1988
	128 vs. Ole Miss, 133 at #18 Alabama	
2	Alvin Lee	1988
	128 at Tennessee, 108 at #18 Ohio State	
2	Wendell Davis	1987
	133 at Ole Miss, 101 vs. #13 Alabama	
2	Wendell Davis	1987
	102 vs. #19 Florida, 123 at #16 Georgia	
2	Wendell Davis	1986
	102 at Mississippi State, 121 vs. Notre Dame	
2	Wendell Davis	1986
	184 vs. North Carolina, 133 vs. Ole Miss	
2	Eric Martin	1983
	209 vs. #19 Alabama, 126 vs. Mississippi State	
2	Eric Martin	1983
	137 vs. #9 Washington, 106 vs. #12 Florida	
2	Eric Martin	1982
	112 at Mississippi State, 121 vs. #7 Florida State	
2	Eric Martin	1982
	108 vs. Tennessee, 109 at Kentucky	

*- Denotes bowl game

CONSECUTIVE 100-YARD RECEIVING GAMES

PLAYER	YEAR	STREAK
Josh Reed	2001	6
Ja'Marr Chase	2019	5
Josh Reed	2001	4
Ja'Marr Chase	2019	3
Michael Clayton	2003	3
Josh Reed	2000	3
Andy Hamilton	1971	3
Tommy Morel	1968	3
Justin Jefferson	2019 (2x)	2
Ja'Marr Chase	2019 (Games 3-4)	2
Travin Dural	2014	2
Odell Beckham Jr.	2013 (2x)	2
Jarvis Landry	2013	2
Dwayne Bowe	2004	2
Devery Henderson	2003	2
Eddie Kennison	1995	2
Sheddrick Wilson	1995	2
Todd Kinchen	1991	2
Todd Kinchen	1990	2
Tony Moss	1989 (2x)	2
Alvin Lee	1988	2
Tony Moss	1988 (2x)	2
Wendell Davis	1987 (2x)	2
Wendell Davis	1986 (2x)	2
Eric Martin	1983 (2x)	2
Eric Martin	1982 (2x)	2


LSU Record Book - Receiving



Devery Henderson



Todd Kinchen



Tony Moss

1,000-YARD RECEIVERS • SEASON (9)

PLAYER	YEAR	YARDS	CATCHES	AVG	GAMES TO 1,000
Josh Reed	2001	1,740	94	18.5	8
Ja'Marr Chase	2019	1,498	73	20.5	10
Wendell Davis	1986	1,244	80	15.6	9
Justin Jefferson	2019	1,207	88	13.7	10
Jarvis Landry	2013	1,193	77	15.5	11
Odell Beckham, Jr.	2013	1,152	59	19.5	9
Josh Reed	2000	1,127	65	17.3	10
Michael Clayton	2003	1,079	78	13.8	13
Eric Martin	1983	1,064	52	20.5	10


SAME GAME 100-YARD RECEIVING PERFORMANCES (16)

NAMES (REC./YDS.)	OPPONENT, SEASON	COMBINED REC./YDS.
Ja'Marr Chase (8/227) and Justin Jefferson (9/112)	at Ole Miss, 2019	17/339
Ja'Marr Chase (7/127) and Justin Jefferson (10/123)	vs. Florida, 2019	17/250
Justin Jefferson (9/163), Ja'Marr Chase (8/147), Terrace Marshall Jr. (6/123)	at Texas, 2019	23/433
Travin Dural (6/124) and Malachi Dupre (4/120)	Mississippi State, 2014	10/244
Jarvis Landry (10/156) and Odell Beckham Jr. (6/118)	Georgia, 2013	16/274
Odell Beckham, Jr. (5/118) and Jarvis Landry (8/109)	TCU, 2013	13/227
Josh Reed (14/239) and Michael Clayton (8/120)	Illinois, 2001*	22/359
Josh Reed (19/293) and Michael Clayton (7/126)	Alabama, 2001	26/419
Josh Reed (8/160) and Michael Clayton (9/105)	Kentucky, 2001	17/265
Josh Reed (10/113) and Reggie Robinson (10/102)	Mississippi State, 2000	20/215
Josh Reed (5/137) and Jarel Myers (6/117)	Western Carolina, 2000	11/254
Jerel Myers (8/114) and Josh Reed (5/100)	Houston, 1999	13/214
Sheddrick Wilson (9/201) and Eddie Kennison (4/113)	Rice, 1995	13/314
Tony Moss (6/117) and Alvin Lee (6/108)	Ohio State, 1998	12/225
Todd Kinchen (5/108) and Eddie Fuller (5/102)	Ole Miss, 1989	10/210
Orlando McDaniel (5/155) and Malcolm Scott (8/112)	Florida State, 1981	13/267

* - denotes bowl game



Travin Dural



Eddie Kennison


YEAR-BY-YEAR INDIVIDUAL 100-YARD RECEIVING GAMES

1939	1	1979	2	2000	8
1940-41	0	1980	0	2001	14
1942	1	1981	2	2002	1
1943	0	1982	4	2003	8
1944	1	1983	5	2004	2
1945-47	0	1984	3	2005	0
1948	1	1985	1	2006	5
1949	0	1986	6	2007	3
1950	2	1987	7	2008	2
1951-63	0	1988	7	2009	3
1964	1	1989	6	2010	3
1965-66	0	1990	4	2011	4
1967	1	1991	3	2012	3
1968	5	1992	1	2013	10
1969	2	1993	2	2014	4
1970	4	1994	4	2015	4
1971	5	1995	6	2016	2
1972	1	1996	0	2017	5
1973-76	0	1997	3	2018	2
1977	1	1998	5	2019	15
1978	2	1999	5	TOTAL	202

LSU Record Book - Total Offense

PLAYS			6. 418 Joe Burrow vs. UCF (24 rush, 394 pass) 2018			CAREER (MIN. 20 GAMES)		
GAME			7. 403 Joe Burrow vs. Northwestern State 2019			1. 319.1 Joe Burrow (8,297 in 26 games) 2018-present		
1. 67	Joe Burrow vs. Texas A&M (29 rush, 38 pass)	2018	8. 400	Jesse Daigle vs. Mississippi State (6 rush, 394 pass)	1991	2. 203.1	Tommy Hodson (8,938 in 44 games)	1986-89
2. 61	Josh Booty vs. Auburn (3 rush, 58 pass)	1999	9. 390	Joe Burrow vs. Georgia (41 rush, 349 pass)	2019	3. 198.3	Danny Etling (4760 in 24 games)	2016-17
3. 57	Brandon Harris at Ole Miss (6 rush, 51 pass)	2015	10. 386	Joe Burrow vs. Utah State (42 rush, 344 pass)	2019	4. 197.5	Josh Booty (3,951 in 20 games)	1999-00
4. 56	Matt Flynn vs. Arkansas (9 rush, 47 pass)	2007	SEASON			5. 186.2	JaMarcus Russell (6,704 in 36 games)	2004-06
56	Marcus Randall vs. Texas* (11 rush, 45 pass)	2002	1. 5,004	Joe Burrow (289 rush, 4,715 pass)	2019	6. 184.8	Herb Tyler (6,654 in 20 games)	1995-98
6. 55	Joe Burrow vs. Auburn (13 rush, 42 pass)	2019	2. 3,351	Rohan Davey (4 rush, 3,347 pass)	2001	7. 182.3	Zach Mettenberger (5,470 in 30 games)	2011-13
55	Tommy Hodson vs. Tennessee (6 rush, 49 pass)	1989	3. 3,293	Joe Burrow (399 rush, 2,894 pass)	2018	8. 181.6	Matt Mauck (4,176 in 23 games)	2001-03
8. 54	Matt Flynn at Alabama (10 rush, 44 pass)	2007	4. 3,271	JaMarcus Russell (142 rush, 3,129 pass)	2006	9. 179.7	Rohan Davey (4,492 in 25 games)	1998-01
9. 53	Joe Burrow at Alabama (14 rush, 39 pass)	2019	5. 2,949	Zach Mettenberger (-133 rush, 3,082 pass)	2013	10. 176.4	Jeff Wickersham (6,705 in 38 games)	1982-85
53	Herb Tyler at Ole Miss (14 rush, 39 pass)	1998	6. 2,922	Matt Mauck (97 rush, 2,825 pass)	2003	MOST TOUCHDOWNS RESPONSIBLE FOR		
53	Jeff Wickersham vs. Mississippi St. (2 rush, 51 pass)	1983	7. 2,622	Matt Flynn (215 rush, 2,407 pass)	2007	GAME		
SEASON			8. 2,604	Tommy Hodson (-51 rush, 2,655 pass)	1989	1. 6	Joe Burrow vs. Utah State (1 rush, 5 pass)	2019
1. 535	Joe Burrow (96 rush, 439 pass)	2019	9. 2,591	Danny Etling (128 rush, 2,463 pass)	2017	6	Joe Burrow at Vanderbilt (6 pass)	2019
2. 507	Joe Burrow (128 rush, 379 pass)	2018	10. 2,436	Jeff Wickersham (-106 rush, 2,542 pass)	1983	6	Joe Burrow vs. Texas A&M (3 rush, 3 pass)	2018
3. 459	Matt Flynn (100 rush, 359 pass)	2007	CAREER			4. 5	Joe Burrow at Ole Miss (5 pass)	2019
4. 437	Matt Mauck (79 rush, 358 pass)	2003	1. 8,938	Tommy Hodson (-177 rush, 9,115 pass)	1986-89	5	Joe Burrow vs. Georgia Southern (5 pass)	2019
5. 414	Jeff Wickersham (68 rush, 346 pass)	1985	2. 8,297	Joe Burrow (688 rush, 7,609 pass)	2018-present	5	Leonard Fournette vs. Texas Tech* (4 rush, 1 rec)	2015
6. 408	Jordan Jefferson (112 rush, 296 pass)	2009	3. 6,705	Jeff Wickersham (-216 rush, 6,921 pass)	1982-85	5	Brandon Harris vs. New Mexico St. (3 pass, 2 rush)	2014
7. 405	Rohan Davey (38 rush, 367 pass)	2001	4. 6,704	JaMarcus Russell (79 rush, 6,625 pass)	2004-06	5	Zach Mettenberger vs. UAB (5 pass)	2013
8. 399	Zach Mettenberger (47 rush, 352 pass)	2012	5. 6,654	Herb Tyler (778 rush, 5,876 pass)	1995-98	5	Herb Tyler vs. Kentucky (3 rush, 2 pass)	1998
9. 395	Jeff Wickersham (58 rush, 337 pass)	1983	6. 6,010	Jamie Howard (-148 rush, 6,158 pass)	1992-95	5	Kevin Faulk at Kentucky (5 rush)	1997
10. 394	JaMarcus Russell (52 rush, 342 pass)	2006	7. 5,751	Jordan Jefferson (1,018 rush, 4,733 pass)	2008-11	5	Tommy Hodson vs. Tennessee (4 pass, 1 rush)	1989
CAREER			8. 5,470	Zach Mettenberger (-313 rush, 5,783 pass)	2011-13	5	Carlos Carson vs. Rice (5 rec)	1977
1. 1,307	Tommy Hodson (144 rush, 1,163 pass)	1986-89	9. 5,127	Alan Risher (542 rush, 4,585 pass)	1980-82	SEASON		
2. 1,181	Jeff Wickersham (176 rush, 1,005 pass)	1982-85	10. 4,760	Danny Etling (174 rush, 4,586 pass)	2016-17	1. 51	Joe Burrow (3 rush, 48 pass)	2019
3. 1,063	Jamie Howard (129 rush, 934 pass)	1992-95	YARDS PER GAME			29	JaMarcus Russell (1 rush, 28 pass)	2006
6. 1,042	Joe Brurrow (224 rush, 818 pass)	2018-present	SEASON			29	Matt Mauck (1 rush, 28 pass)	2003
4. 1,037	Jordan Jefferson (359 rush, 678 pass)	2008-11	1. 384.9	Joe Burrow (5,004 in 13 games)	2019	4. 25	Matt Flynn (4 rush, 21 pass)	2007
5. 1,006	Herb Tyler (291 rush, 715 pass)	1995-98	2. 279.3	Rohan Davey (3,351 in 12 games)	2001	25	Herb Tyler (7 rush, 18 pass)	1998
7. 992	Alan Risher (377 rush, 615 pass)	1980-82	3. 253.3	Joe Burrow (3,293 in 13 games)	2018	6. 24	Tommy Hodson (2 rush, 22 pass)	1989
8. 936	JaMarcus Russell (139 rush, 797 pass)	2004-06	4. 251.6	JaMarcus Russell (3,271 in 13 games)	2006	7. 23	Joe Burrow (7 rush, 16 pass)	2018
9. 884	Dalton Hilliard (882 rush, 2 pass)	1982-85	5. 245.8	Zach Mettenberger (2,949 in 12 games)	2013	23	Leonard Fournette (22 rush, 1 rec)	2015
10. 859	Kevin Faulk (856 rush, 3 pass)	1995-98	6. 236.7	Tommy Hodson (2,604 in 11 games)	1989	9. 22	Zach Mettenberger (22 pass)	2013
TOTAL YARDS			7. 221.5	Jeff Wickersham (2,436 in 11 games)	1983	21	Alan Risher (4 rush, 17 pass)	1982
1. 540	Rohan Davey at Alabama (12 rush, 528 pass)	2001	8. 220.0	Herb Tyler (2,200 in 10 games)	1998	CAREER		
2. 515	Joe Burrow at Ole Miss (26 rush, 489 pass)	2019	9. 218.5	Matt Flynn (2,622 in 12 games)	2007	1. 74	Joe Burrow (10 rush, 64 pass)	2018-present
3. 479	Joe Burrow at Texas (8 rush, 471 pass)	2019	10. 212.2	Josh Booty (2,121 in 10 games)	2000	2. 71	Tommy Hodson (2 rush, 69 pass)	1986-89
4. 457	Joe Burrow at Alabama (64 rush, 393 pass)	2019				3. 63	Herb Tyler (23 rush, 40 pass)	1995-98
5. 433	Tommy Hodson vs. Tennessee (-5 rush, 438 pass)	1989				4. 56	JaMarcus Russell (4 rush, 52 pass)	2004-06
						5. 53	Kevin Faulk (46 rush, 4 rec, 1 KOR)	1995-98
						6. 50	Dalton Hilliard (44 rush, 6 rec)	1982-85
						7. 46	Jordan Jefferson (12 rush, 34 pass)	2008-11
						8. 44	Alan Risher (13 rush, 31 pass)	1980-82
						9. 42	Leonard Fournette (40 rush, 1 rec, 1 KOR)	2014-16
						10. 40	Matt Mauck (5 rush, 35 pass)	2001-03
						40	Charles Alexander (40 rush)	1975-78
						* - Denotes bowl game		

LSU Record Book - Total Offense



Mike Miley

LSU'S ALL-TIME STARTING QUARTERBACK CAREER RECORD (SINCE 1957)


YEARS	QB	CAREER RECORD BY WINS
1986-89	Tommy Hodson	31-14-1
1995-98	Herb Tyler	27-11
2004-06	JaMarcus Russell	26-4
1957-59	Warren Rabb	25-7
2008-11	Jordan Jefferson	24-8
2018-pres.	Joe Burrow	23-3
1983-85	Jeff Wickersham	21-12-2
1960-62	Jimmy Field	20-6-2
2011-13	Zach Mettenberger	19-6
2001-03	Matt Mauck	18-2
1980-82	Alan Risher	17-14-2
2016-17	Danny Etling	16-7
2008-11	Jarrett Lee	14-4
1977-79	David Woodley	14-7
1963-65	Pat Screen	13-3-1
1970-72	Bert Jones	12-4-1
1999-01	Rohan Davey	12-5
1992-95	Jamie Howard	12-19-1
2004-07	Matt Flynn	11-2
1967-69	Mike Hillman	11-2
1966-68	Fred Haynes	11-5-1
1976-79	Steve Ensminger	11-6
1972-73	Mike Miley	9-3
1969-70	Buddy Lee	9-3
2014-16	Brandon Harris	9-5
2013-15	Anthony Jennings	9-4
1965-67	Nelson Stokley	9-5-1
1975-77	Pat Lyons	9-8-1
1999-00	Josh Booty	8-10
1963-65	Billy Ezell	7-5
1990-93	Chad Loup	7-10
1970-72	Paul Lyons	6-1
2002-04	Marcus Randall	6-7
1960-62	Lynn Amedee	4-0-1
1973-74	Billy Broussard	4-5-1
2008	Andrew Hatch	3-0
1990	Sol Graves	3-2
2007	Ryan Perrilloux	2-0
1990-92	Jesse Daigle	2-4
2002	Rick Clausen	1-0
1979-80	Robert Mahfouz	1-0
1974-76	Carl Otis Trimble	1-0
1967-69	Jimmy Gilbert	1-0
1998-99	Craig Nall	1-1
1975-77	Bobby Moreau	1-1
1985-88	Mickey Guidry	0-1
1995-97	Melvin Hill	0-3



Danny Etling

LSU'S ALL-TIME STARTING QUARTERBACK RECORD BY SEASON (SINCE 1957)

YEAR	STARTING QUARTERBACK	RECORD
1957	Warren Rabb	5-5
1958	Warren Rabb	11-0
1959	Warren Rabb	9-2
1960	Jimmy Field	2-4
	Lynn Amedee	3-0-1
1961	Jimmy Field	10-1
1962	Jimmy Field	8-1-1
	Lynn Amedee	1-0
1963	Billy Ezell	4-3
	Pat Screen	3-1
1964	Pat Screen	5-0-1
	Billy Ezell	3-2
1965	Pat Screen	5-2
	Nelson Stokley	3-1
1966	Fred Haynes	4-3-1
	Nelson Stokley	1-1
1967	Nelson Stokley	5-3-1
	Fred Haynes	2-0
1968	Fred Haynes	5-2
	Mike Hillman	2-1
	Jimmy Gilbert	1-0
1969	Mike Hillman	9-1
1970	Buddy Lee	9-3
1971	Paul Lyons	6-1
	Bert Jones	3-2
1972	Bert Jones	9-2-1
1973	Mike Miley	9-3
1974	Billy Broussard	4-5-1
	Carl Otis Trimble	1-0
1975	Pat Lyons	4-5
	Bobby Moreau	1-1
1976	Pat Lyons	5-3-1
	Steve Ensminger	2-0
1977	Steve Ensminger	7-4
	David Woodley	1-0
1978	David Woodley	8-4
1979	David Woodley	5-3
	Steve Ensminger	2-2
1980	Alan Risher	6-4
	Robert Mahfouz	1-0
1981	Alan Risher	3-7-1
1982	Alan Risher	8-3-1
1983	Jeff Wickersham	4-7
1984	Jeff Wickersham	8-3-1
1985	Jeff Wickersham	9-2-1
1986	Tommy Hodson	9-3
1987	Tommy Hodson	10-0-1
	Mickey Guidry	0-1
1988	Tommy Hodson	8-4
1989	Tommy Hodson	4-7



Jarrett Lee

1990	Sol Graves	3-2
	Chad Loup	2-4
1991	Chad Loup	3-3
	Jesse Daigle	2-3
1992	Chad Loup	2-2
	Jamie Howard	0-6
	Jesse Daigle	0-1
1993	Jamie Howard	5-5
	Chad Loup	0-1
1994	Jamie Howard	4-5
	Melvin Hill	0-2
1995	Herb Tyler	4-0
	Jamie Howard	3-3-1
	Melvin Hill	0-1
1996	Herb Tyler	10-2
1997	Herb Tyler	9-3
1998	Herb Tyler	4-6
	Craig Nall	0-1
1999	Craig Nall	1-0
	Rohan Davey	1-1
	Josh Booty	1-7
2000	Josh Booty	7-3
	Rohan Davey	1-1
2001	Rohan Davey	10-3
2002	Matt Mauck	5-1
	Marcus Randall	2-4
	Rick Clausen	1-0
2003	Matt Mauck	13-1
2004	JaMarcus Russell	5-0
	Marcus Randall	4-3
2005	JaMarcus Russell	10-2
	Matt Flynn	1-0
2006	JaMarcus Russell	11-2
2007	Matt Flynn	10-2
	Ryan Perrilloux	2-0
2008	Jarrett Lee	4-4
	Andrew Hatch	3-0
	Jordan Jefferson	1-1
2009	Jordan Jefferson	8-4
	Jarrett Lee	1-0
2010	Jordan Jefferson	11-2
2011	Jarrett Lee	9-0
	Jordan Jefferson	4-1
2012	Zach Mettenberger	10-3
2013	Zach Mettenberger	9-3
	Anthony Jennings	1-0
2014	Anthony Jennings	8-4
	Brandon Harris	0-1
2015	Brandon Harris	9-3
2016	Danny Etling	7-3
	Brandon Harris	1-1
2017	Danny Etling	9-4
2018	Joe Burrow	10-3
2019	Joe Burrow	13-0

LSU Record Book - All Purpose

ALL PURPOSE YARDS

GAME			
1.	376	Kevin Faulk vs. Houston (246 rush, 8 rec., 106 PR, 16 KOR)	1996
2.	338	Josh Reed at Alabama (293 rec., 5 PR, 40 KOR)	2001
3.	331	Odell Beckham, Jr. vs. UAB (15 rush, 136 rec., 59 PR, 21 KOR, 100 FGR)	2013
4.	309	Leonard Fournette (285 rush, 25 rec.)	2016
5.	300	Cecil Collins vs. Auburn (232 rush, 11 rec., 57 KOR)	1997
6.	298	Devery Henderson at Kentucky (10 rush, 201 rec., 87 KOR)	2002
7.	290	Odell Beckham, Jr. at Mississippi State (179 rec., 111 KOR)	2013
8.	289	Odell Beckham, Jr. at Georgia (118 rec., -4 PR, 175, KOR)	2013
9.	286	Domanick Davis vs. Mississippi State (122 rush, 128 PR, 36 KOR)	2002
10.	285	Derrius Guice at Texas A&M (285 rush)	2016

SEASON			
1.	2,315	Odell Beckham, Jr. (58 rush, 1,152 rec., 160 PR, 845 KOR, 100 FGR)	2013
2.	2,206	Leonard Fournette (1,953 rush, 253 rec.)	2015
3.	2,120	Domanick Davis (31 rush, 130 rec., 499 PR, 560 KOR)	2002
4.	2,109	Kevin Faulk (1,279, rush, 287 rec., 265 PR, 278 KOR)	1998
5.	2,104	Kevin Faulk (1,282 rush, 134 rec., 375 PR, 313 KOR)	1996
6.	1,903	Clyde Edwards-Helaire (1,290 rush, 399 rec., 214 KOR)	2019
7.	1,860	Josh Reed (7 rush, 1,740 rec., 5 PR, 108 KOR)	2001
8.	1,786	Leonard Fournette (1,034 rush, 127 rec., 625 KOR)	2014
9.	1,766	Charles Alexander (1,686 rush, 80 rec.)	1977
10.	1,716	Derrius Guice (1,387 rush, 106 rec., 223 KOR)	2016

CAREER			
1.	*6,883	Kevin Faulk (4,557 rush, 600 rec., 832 PR, 844 KOR)	1995-98
2.	5,743	Domanick Davis (2,056 rush, 393 rec., 1,126 PR, 2,168 KOR)	1999-2002
3.	5,326	Dalton Hilliard (4,050 rush, 1,133 rec., 143 KOR)	1982-85
4.	4,981	Leonard Fournette (3,830 rush, 526 rec., 625 KOR)	2014-16
5.	4,513	Charles Alexander (4,035 rush, 431 rec., 47 KOR)	1975-78
6.	4,118	Odell Beckham, Jr. (77 rush, 2,340 rec., 557 PR, 1,044 KOR, 100 FGR)	2011-13
7.	4,066	Harvey Williams (2,860 rush, 674 rec., 532 KOR)	1986-90
8.	4,019	Derrius Guice (3,074 rush, 250 rec., 695 KOR)	2015-17
9.	3,833	Eric Martin (357 rush, 2,625 rec., 851 KOR)	1981-84
10.	3,819	Eddie Kennison (140 rush, 1,554 rec., 947 PR, 1,178 KOR)	1993-95

* - SEC Record

ALL PURPOSE YARDS PER GAME

SEASON			
1.	191.7	Kevin Faulk (1,279 rush, 287 rec., 265 PR, 278 KOR in 11 games)	1998
2.	191.3	Kevin Faulk (1,282 rush, 134 rec., 375 PR, 313 KOR in 11 games)	1996
3.	183.8	Leonard Fournette (1,953 rush, 253 rec. in 12 games)	2015
4.	182.9	Kevin Faulk (1,144 rush, 93 rec., 192 PR, 217 KOR in 9 games)	1997
5.	178.1	Odell Beckham Jr. (58 rush, 1,152 rec., 160 PR, 845 KOR in 13 games)	2013

CAREER			
1.	166.7	Kevin Faulk (6,833 yards in 41 games)	1995-98
2.	155.7	Leonard Fournette (4,981 yards in 32 games)	2014-16
3.	137.2	Odell Beckham Jr. (4,118 yards in 30 games)	2011-13

SCORING • POINTS

GAME			
1.	30	Leonard Fournette vs. Texas Tech (5 TDs)	2015
	30	Kevin Faulk at Kentucky (5 TDs)	1997
	30	Carlos Carson vs. Rice (5 TDs)	1977
4.	26	Harvey Williams vs. Miami (Ohio) (4 TDs, 1 2-PT Conv.)	1990
	26	Wendell Harris vs. Tulane (3 TDs, 1 FG, 2 PAT)	1961
6.	24	13 players	
Last:		Clyde Edwards-Helaire (4 TDs)	2019

SEASON			
1.	147	Colt David (1 TD, 26 FG, 63 PAT)	2007
2.	138	Leonard Fournette (34 TDs)	2015
3.	137	Cade York (21 FG, 74 PAT)	2019
4.	129	Cole Tracy (29 FG, 42 PAT)	2018
5.	120	Josh Jasper (28 FG, 36 PAT)	2010
6.	114	LaBrandon Toefield (19 TD)	2001
7.	110	Drew Alleman (16 FG, 62 PAT)	2011
8.	108	Charles Scott (18 TD)	2008
9.	107	Drew Alleman (21 FG, 44 PAT)	2012
10.	104	Charles Alexander (17 TD, 1 2-PT Conv.)	1977

CAREER			
1.	369	Colt David (54 FG, 201 PAT, 1 TD)	2005-08
2.	318	Kevin Faulk (53 TDs)	1995-98
3.	302	Dalton Hilliard (50 TDs, 1 2-PT Conv.)	1982-85
4.	292	David Browndyke (61 FG, 109 PAT)	1986-89
5.	279	John Corbello (50 FG, 129 PAT)	1999-02
6.	254	Charles Alexander (42 TDs, 1 2-PT Conv.)	1975-78
7.	252	Leonard Fournette (42 TDs)	2014-16
8.	235	Colby Delahoussaye (35 FG, 130 PAT)	2013-16
9.	217	Drew Alleman (37 FG, 106 PAT)	2011-12
10.	216	Josh Jasper (47 FG, 75 PAT)	2008-10

SCORING • TOUCHDOWNS

GAME			
1.	5	Leonard Fournette vs. Texas Tech	2015
	5	Kevin Faulk at Kentucky	1997
	5	Carlos Carson vs. Rice	1977
4.	4	Clyde Edwards-Helaire at Alabama	2019
	4	Ja'Marr Chase at Vanderbilt	2019
	4	Derrius Guice at Texas A&M	2016
	4	Odell Beckham, Jr. vs. UAB	2013
	4	LaBrandon Toefield vs. Utah State	2001
	4	Rondell Mealey vs. New Mexico State	1996
	4	Harvey Williams vs. Miami (Ohio)	1990
	4	Dalton Hilliard at Kentucky	1984
	4	Charles Alexander vs. Oregon	1977
	4	Ken Kavanaugh Sr. at Holy Cross	1939

SEASON			
1.	23	Leonard Fournette	2015
2.	19	LaBrandon Toefield	2001
3.	18	Ja'Marr Chase	2019
	18	Charles Scott	2008
5.	17	Clyde Edwards-Helaire	2019
	17	Kevin Faulk	1997
	17	Charles Alexander	1997
8.	16	Dalton Hilliard	1982
	16	Charles Alexander	1978
	16	Jeremy Hill	2013

CAREER			
1.	53	Kevin Faulk	1995-98
2.	50	Dalton Hilliard	1982-85
3.	42	Leonard Fournette	2014-16
	42	Charles Alexander	1975-78
5.	35	Charles Scott	2006-09
6.	33	Rondell Mealey	1996-99
7.	32	Derrius Guice	2015-17
8.	30	Garry James	1982-85
9.	29	Harvey Williams	1986-90
	29	Terry Robiskie	1973-76

LONGEST SCORING PLAYS • RETURNS

1.	100	Leonard Fournette, Kickoff vs. Notre Dame	2014
	100	Odell Beckham, Jr., FG vs. UAB	2013
	100	Craig Loston, INT vs. Ole Miss	2012
	100	Eddie Kennison, Punt vs. Mississippi State	1994
	100	Greg Jackson, INT at Mississippi State	1988
	100	Eric Martin, Kickoff vs. Kentucky	1981
	100	Sammy Grezaffi, Kickoff at Tennessee	1967
	100	White Graves, INT at Kentucky	1964
	100	Ken Kavanaugh Sr., Fumble at Rice	1937

LSU Record Book - Special Teams



Cole Tracy

Kicking

FIELD GOAL ATTEMPTS

GAME

1.	6	David Brownध्ये (made 4) vs. Ole Miss	1986
	6	Juan Roca (made 1) vs. Florida	1972
3.	5	Cole Tracy (made 5) vs. Georgia	2018
	5	Trent Domingue (made 3) vs. Texas A&M	2015
	5	Josh Jasper (made 5) vs. Mississippi St.	2010
	5	Colt David (made 3) at Arkansas	2008
	5	John Corbello (made 3) vs. So. Carolina	2002
	5	David Lafleur (made 4) at Auburn	1994
	5	David Brownध्ये (made 4) at Mississippi St.	1986
	5	Mike Conway (made 4) at Kentucky	1978
	5	Carlos Rabb (made 3) at Florida	1967

SEASON

1.	34	Josh Jasper (28/34)	2010
2.	33	Cole Tracy (29/33)	2018
	33	Colt David (26/33)	2007
4.	29	Drew Alleman (21/29)	2012
5.	25	Cade York (21/25)	2019
	24	John Corbello (17/24)	2002
7.	23	John Corbello (14/23)	2001
	23	David Brownध्ये (19/23)	1988
9.	21	Colt David (16/21)	2008
10.	21	Doug Moreau (13/21)	1964

CAREER

1.	77	John Corbello (50/77)	1999-02
2.	75	David Brownध्ये (61/75)	1986-89
3.	72	Colt David (54/72)	2005-08
4.	56	Josh Jasper (47/56)	2008-10
5.	55	Juan Betanzos (36/55)	1982-84
6.	50	André LaFleur (37/50)	1993-95
7.	48	Mike Conway (33/48)	1975-78
8.	47	Drew Alleman (37/47)	2011-12
9.	45	Pedro Suarez (33/45)	1990-92
10.	44	Colby Delahoussaye (35/44)	2013-16
	44	Chris Jackson (26/44)	2003-06

FIELD GOALS MADE

GAME

1.	5	Cole Tracy vs. Georgia	2018
	5	Josh Jasper vs. Mississippi State	2010
3.	4	Cole Tracy vs. UCF	2018
	4	Cole Tracy vs. Mississippi State	2018
	4	Cole Tracy vs. Miami	2018
	4	Connor Culp at Ole Miss	2017
	4	Mike Conway at Kentucky	1978
	4	David Brownध्ये vs. Ole Miss	1986
	4	David Brownध्ये at Mississippi State	1986
	4	David Brownध्ये at Georgia	1987
	4	David Brownध्ये at Ohio State	1988
	4	André LaFleur at Auburn	1994
	4	John Corbello vs. Miami (Ohio)	2002
	4	Josh Jasper vs. Arkansas	2009
	4	Drew Alleman at Mississippi State	2011



Colt David

SEASON

1.	29	Cole Tracy (33 att.)	2018
2.	28	Josh Jasper (34 att.)	2010
3.	26	Colt David (33 att.)	2007
4.	21	Cade York (25 att.)	2019
	21	Drew Alleman (29 att.)	2012
6.	19	David Brownध्ये (23 att.)	1988
7.	17	John Corbello (24 att.)	2002
	17	Josh Jasper (20 att.)	2009
9.	16	Colt David (21 att.)	2008
	16	Drew Alleman (18 att.)	2011

CAREER

1.	61	David Brownध्ये (75 att.)	1986-89
2.	54	Colt David (72 att.)	2005-08
3.	50	John Corbello (77 att.)	1999-2002
4.	47	Josh Jasper (56 att.)	2008-10
5.	37	André LaFleur (50 att.)	1993-95
	37	Drew Alleman (47 att.)	2011-12
7.	36	Juan Betanzos (55 att.)	1982-84
8.	35	Colby Delahoussaye (44 att.)	2013-16
9.	33	Mike Conway (48 att.)	1975-78
	33	Pedro Suarez (45 att.)	1990-92

LONG FIELD GOALS

GAME


1.	54	Cole Tracy vs. Miami	2018
	54	Wade Richey vs. Kentucky	1996
	54	Ron Lewis at North Carolina	1985
4.	53	Josh Jasper vs. Louisiana-Monroe	2010
	53	Colt David vs. Georgia Tech	2008
	53	Chris Jackson at Arkansas	2004
	53	Juan Roca at Rice	1972
8.	52	Cade York at Ole Miss	2019
	52	Josh Jasper vs. Louisiana-Lafayette	2009
	52	Colt David vs. Ole Miss	2008
	52	Colt David vs. Troy	2008
	52	David Brownध्ये vs. Ole Miss	1986
	52	Juan Roca vs. Mississippi State	1973
	52	Juan Roca vs. Wisconsin	1972

FIELD GOAL PERCENTAGE

SEASON

(Min. 10 attempts)

1.	100.0	David Brownध्ये (14 of 14)	1989
2.	93.3	Mike Conway (14 of 15)	1978
3.	92.9	Colby Delahoussaye (13 of 14)	2013
4.	88.9	Drew Alleman (16 of 18)	2011
5.	88.0	Pedro Suarez (15 of 17)	1990
6.	87.9	Cole Tracy (29 of 33)	2018
7.	85.0	Josh Jasper (17 of 20)	2009
8.	84.0	Cade York (21 of 25)	2019
	83.3	Johnston (10 of 12)	1981
10.	83.0	David Brownध्ये (19 of 23)	1988



Josh Jasper

CAREER:

(Min. 20 attempts)

1.	.879	Cole Tracy (29-33)	2018
2.	.840	Cade York (21 of 25)	2019
3.	.839	Josh Jasper (47-56)	2008-10
4.	.813	David Brownध्ये (61-75)	1986-89
5.	.800	David Johnston (16-20)	1980-81
6.	.796	Colby Delahoussaye (35-44)	2014-16
7.	.787	Drew Alleman (37-47)	2011-12
8.	.750	Colt David (54-72)	2005-08
9.	.740	André LaFleur (37-50)	1993-95
10.	.733	Pedro Suarez (33-45)	1990-92

PAT KICKS MADE

GAME

1.	10	Bobby Moreau vs. Rice	1977
2.	9	Cade York at Vanderbilt	2019
	9	Colby Delahoussaye vs. New Mexico St.	2014
	9	Wade Richey vs. New Mexico State	1996
	9	Drew Alleman vs. Idaho	2012
6.	8	Cade York vs. Arkansas	2019
	8	Cade York vs. Northwestern State	2019
	8	Colby Delahoussaye at Mississippi St.	2013
	8	Colby Delahoussaye vs. UAB	2013
	8	Colt David vs. North Texas	2005
	8	Mark Lumpkin vs. Ole Miss	1970
	8	Mike Conway vs. Oregon	1977
	8	David Brownध्ये vs. Cal State Fullerton	1987

SEASON

1.	74	Cade York	2019
2.	63	Colt David	2007
3.	62	Drew Alleman	2011
4.	56	Colby Delahoussaye	2013
5.	50	Colt David	2006
6.	49	Trent Domingue	2015
7.	47	Juan Betanzos	1982
8.	45	Colt David	2005
9.	44	Colt David	2008
	44	Drew Alleman	2012

CAREER

1.	201	Colt David	2005-08
2.	130	Colby Delahoussaye	2013-16
3.	129	John Corbello	1999-2002
4.	109	David Brownध्ये	1986-89
5.	106	Drew Alleman	2011-12
6.	92	Mark Lumpkin	1968-70
7.	90	Juan Betanzos	1982-84
8.	88	Mike Conway	1975-78
9.	81	Rusty Jackson	1972-74
10.	78	André LaFleur	1993-95

CONSECUTIVE PAT KICKS MADE

1.	109	David Brownध्ये	1986-89
2.	106	Drew Alleman	2011-12
3.	77	Colt David	2005-06
4.	72	Colt David	2006-07
5.	69	André LaFleur	1993-95
6.	56	Josh Jasper	2008-10
7.	47	John Corbello	1999-02
8.	43	Juan Betanzos	1982
9.	42	Cole Tracy	2018
	42	Trent Domingue	2015
	42	Mike Conway	1976-77
	42	Pedro Suarez	1989-92

LSU Record Book - Special Teams

TOTAL POINTS SCORED BY KICKING

GAME			
1.	18	Cole Tracy vs. Georgia (5 FG, 3 PAT)	2018
2.	17	Josh Jasper vs. Miss. St. (5 FG, 2 PAT)	2010
	17	David Brown dyke at Miss. St. (4 FG, 5 PAT)	1986
4.	16	Cade York at Ole Miss (3 FG, 7 PAT)	2019
	16	Cole Tracy vs. UCF (4 FG, 4 PAT)	2018
	16	Connor Culp at Ole Miss (4 FG, 4 PAT)	2017
7.	15	Cole Tracy vs. Miami (4 FG, 3 PAT)	2018
	15	Josh Jasper vs. UL-Monroe (3 FG, 6 PAT)	2010
	15	Josh Jasper vs. Arkansas (4 FG, 3 PAT)	2009
	15	John Corbello vs. Miami (Oh.) (4 FG, 3 PAT)	2002
	15	David Brown dyke at Ohio St. (4 FG, 3 PAT)	1988

SEASON			
1.	*141	Colt David (26 FG, 63 PAT)	2007
2.	137	Cade York (21 FG, 74 PAT)	2019
3.	129	Cole Tracy (29 FG, 42 PAT)	2018
4.	120	Josh Jasper (28 FG, 36 PAT)	2010
5.	110	Drew Alleman (16 FG, 62 PAT)	2011
6.	107	Drew Alleman (21 FG, 44 PAT)	2012
7.	95	Colby Delahoussaye (13 FG, 56 dPAT)	2013
8.	91	Colt David (16 FG, 44 PAT)	2008
9.	88	Trent Domingue (13 FG, 49 PAT)	2015
10.	85	Josh Jasper (17 FG, 34 PAT)	2009
	85	John Corbello (17 FG, 34 PAT)	2002

CAREER			
1.	363	Colt David (54 FG, 201 PAT)	2005-08
2.	292	David Brown dyke (61 FG, 109 PAT)	1986-89
3.	279	John Corbello (33 FG, 95 PAT)	1999-02
4.	235	Colby Delahoussaye (35 FG, 130 PAT)	2013-16
5.	217	Drew Alleman (37 FG, 106 PAT)	2011-12
6.	216	Josh Jasper (47 FG, 75 PAT)	2008-10
7.	198	Juan Betanzos (36 FG, 90 PAT)	1982-84
8.	187	Mike Conway (33 FG, 88 PAT)	1975-78

Punting

MOST PUNTS

GAME			
1.	13	Matt DeFrank at Ole Miss (489 yards)	1985
	13	Leo Bird vs. Tennessee (519 yards)	1941
3.	12	Rusty Jackson vs. Texas A&M (496 yds)	1975
	12	Al Doggett vs. Tennessee	1952
5.	11	Brian Griffith at Texas A&M (489)	1991
	11	Jerry Stovall at Georgia Tech (370)	1962
	11	Jerry Stovall vs. Texas A&M (473)	1960
	11	Jim Barton at Mississippi State	1951
9.	10	9 times; Last: Jamie Keehn vs. Iowa (469)	2012

SEASON			
1.	81	Al Doggett (38.9 avg.)	1952
2.	75	Jim Barton (36.0 avg.)	1951
3.	73	Steve Jackson (40.0 avg.)	1975
4.	71	Jamie Keehn (44.9 avg.)	2014
5.	67	James Wagner (40.0 avg.)	1981
6.	66	David Johnston (39.0 avg.)	1980
7.	65	Donnie Jones (42.4 avg.)	2003
8.	64	Donnie Jones (44.0 avg.)	2002
	64	Wayne Dickinson (37.5 avg.)	1970
	64	Jerry Stovall (42.1 avg.)	1960

CAREER			
1.	233	Donnie Jones (42.1 avg.)	2000-03
2.	186	Chad Kessler (42.9 avg.)	1994-97
3.	184	Jamie Keehn (42.6 avg.)	2012-15
4.	180	Clay Parker (40.6 avg.)	1981-84
5.	167	Rusty Jackson (39.5 avg.)	1972-74
6.	165	Jerry Stovall (39.3 avg.)	1960-62
7.	160	Al Doggett (38.1 avg.)	1951-54
8.	153	Eddie Ray (41.2 avg.)	1967-69
9.	140	Chris Jackson (41.0 avg.)	2003-06
10.	136	Brian Griffith (40.5 avg.)	1988-91

LONGEST PUNTS

1.	86	Donnie Jones at Kentucky	2002
2.	82	Derek Helton at Arkansas	2010
3.	73	Brad Wing at Alabama	2011
4.	71	Matt DeFrank vs. Notre Dame	1986
5.	69	Donnie Jones vs. UAB	2000
	69	Brad Wing at Arkansas	2012
7.	68	Josh Growden vs. Southern Miss	2016
	68	Donnie Jones at Kentucky	2001
9.	67	Brad Wing vs. Georgia	2011
	67	Donnie Jones vs. Auburn	2003
	67	Matt DeFrank vs. Kentucky	1987
	67	James Parker vs. South Carolina	1982

GAME WINNING FIELD GOALS

DATE	OPPONENT	PLACEKICKER	GAME WINNING FG	FINAL
Sept. 15, 2018	at #7 Auburn	Cole Tracy	42-yarder with 0:00 left in 4th Quarter	W, 22-21
Oct. 11, 2014	at Florida	Colby Delahoussaye	50-yarder with 0:03 left in 4th Quarter	W, 30-27
Nov. 5, 2011	at #2 Alabama	Drew Alleman	25-yarder in OT	W, 9-6 (OT)
Nov. 28, 2009	Arkansas	Josh Jasper	36-yarder in OT	W, 33-30 (OT)
Nov. 18, 2006	Ole Miss	Colt David	26-yarder in OT	W, 23-20 OT
Oct. 22, 2005	#16 Auburn	Chris Jackson	30-yarder in OT	W, 20-17 OT
Sept. 11, 1993	at Mississippi St.	Andre' Lafleur	26-yarder with 0:10 left in 4th Quarter	W, 18-16
Sept. 21, 1991	Vanderbilt	Pedro Suarez	31-yarder with 7:28 left in 4th Quarter	W, 16-14
Nov. 5, 1988	at #18 Alabama	David Brown dyke	34-yarder with 0:28 left in 4th Quarter	W, 19-18
Oct. 3, 1987	#19 Florida	David Brown dyke	24-yarder with 5:34 left in 4th Quarter	W, 13-10
Sept. 20, 1980	Colorado	David Johnston	17-yarder with 0:35 left in 4th Quarter	W, 23-20
Nov. 12, 1977	Mississippi St.	Mike Conway	28-yarder with 2:40 left in 4th Quarter	W, 27-24
Oct. 26, 1968	TCU	Mark Lumpkin	37-yarder with 5:25 left in 4th Quarter	W, 10-7
Sept. 26, 1964	at Rice	Doug Moreau	28-yarder with 2:29 left in 4th Quarter	W, 3-0
Oct. 6, 1962	at #5 Georgia Tech	Lynn Amedee	24-yarder with 4:35 left in 4th Quarter	W, 10-7
Oct. 25, 1958	Florida	Tommy Davis	19-yarder with 2:53 left in 4th Quarter	W, 10-7
Oct. 25, 1941	Florida	Bernie Lipkis	22-yarder with 0:04 left in 4th quarter	W, 10-7

YARDS PUNTED

GAME			
1.	519	Leo Bird vs. Tennessee (13 punts)	1941
2.	496	Rusty Jackson vs. Texas A&M (12 punts)	1975
3.	489	Brian Griffith at Texas A&M (11 punts)	1991
	489	Matt DeFrank at Ole Miss (13 punts)	1985
5.	473	Jerry Stovall vs. Texas A&M (11 punts)	1960
6.	469	Jamie Keehn vs. Iowa (10 punts)	2012
7.	468	Al Doggett at Ole Miss	1952
8.	451	Brad Wing at Texas A&M (10 punts)	2012
9.	445	Jim Barton vs. Maryland	1951
10.	439	Scott Holstein at Texas A&M (9 punts)	1993

SEASON			
1.	3,189	Jamie Keehn (71 punts)	2014
2.	3,147	Al Doggett (81 punts)	1952
3.	2,936	Steve Jackson (73 punts)	1975
4.	2,813	Donnie Jones (64 punts)	2002
5.	2,757	Donnie Jones (65 punts)	2003
6.	2,696	Jerry Stovall (64 punts)	1960
7.	2,696	Jim Barton (75 punts)	1951
8.	2,682	James Wagner (67 punts)	1981
9.	2,643	Brad Wing (59 punts)	2012
10.	2,627	Patrick Fisher (59 punts)	2007

CAREER			
1.	9,798	Donnie Jones (233 punts)	2000-03
2.	7,976	Chad Kessler (186 punts)	1994-97
3.	7,837	Jamie Keehn (184 punts)	2012-15
4.	7,304	Clay Parker (180 punts)	1981-84
5.	6,603	Rusty Jackson (167 punts)	1972-74
6.	6,477	Jerry Stovall (165 punts)	1960-62
7.	6,309	Eddie Ray (153 punts)	1967-69
8.	6,099	Al Doggett (160 punts)	1951-54
9.	5,739	Chris Jackson (140 punts)	2003-06
10.	5,545	Zach Von Rosenberg (125 punts)	2017-present

PUNTING AVERAGE

GAME (MIN. 2 PUNTS)			
1.	58.0	Josh Growden vs. So. Miss (3/174)	2016
2.	56.7	Patrick Fisher vs. Ohio State (3/170)	2007
3.	55.5	Chad Kessler vs. Auburn (4/222)	1995
4.	54.3	Brad Wing at Washington (3/163)	2012
5.	53.2	Chad Kessler at Mississippi St. (5/266)	1997
6.	53.0	Chad Kessler vs. Tulane (3/159)	1996
7.	52.8	Zach Von Rosenberg vs. Auburn (4/211)	2018
	52.8	Donnie Jones vs. The Citadel (4/211)	2002
9.	52.4	Corey Gibbs vs. Arkansas (5/262)	1999
10.	52.0	Chris Jackson at Tennessee (2/104)	2006
	52.0	Patrick Fisher vs. Auburn (4/208)	2007

SEASON			
1.	50.28	Chad Kessler (39/1,961)	1997
2.	45.73	Derek Helton (34/1,555)	2010
3.	45.69	Zach Von Rosenberg (51/2,330)	2018
4.	44.92	Jamie Keehn (71/3,189)	2014
5.	44.80	Brad Wing (59/2,643)	2012
6.	44.52	Patrick Fisher (59/2,627)	2007
7.	44.37	Brad Wing (59/2,618)	2011
8.	44.09	Chad Kessler (47/2,072)	1995
9.	43.97	Rene Bourgeois (39/1,715)	1989
10.	43.95	Donnie Jones (64/2,813)	2002

CAREER (MIN. 65 PUNTS)			
1.	44.58	Brad Wing (118/5,261)	2011-12
2.	44.1	Patrick Fisher (65/2,865)	2004-07
3.	44.0	Zach Von Rosenberg (126/5,545)	ACTIVE
4.	42.9	Chad Kessler (186/7,976)	1994-97
5.	42.6	Jamie Keehn (184/7,837)	2012-15
6.	42.4	Derek Helton (80/3,397)	2009-10
7.	42.0	Donnie Jones (233/9,788)	2000-03
8.	41.2	Eddie Ray (153/6,309)	1967-69
9.	41.1	Chris Jackson (146/5,994)	2003-06
10.	40.6	Clay Parker (180/7,304)	1981-84

Punt Returns

MOST RETURNS

GAME			
1.	7	Eddie Kennison vs. Kentucky	1994
	7	Norman Jefferson vs. Miami (Ohio)	1986
	7	Norman Jefferson vs. Ole Miss	1983
	7	Sammy Grezaffi vs. Ole Miss	1967
	7	Young Bussey vs. Tulane	1939

SEASON			
1.	41	Sammy Grezaffi (369 yards)	1967
2.	37	Young Bussey (465 yards)	1937
3.	36	Domanick Davis (499 yards)	2002
	36	Eddie Kennison (438 yards)	1994
	36	Todd Kinchen (339 yards)	1991

CAREER			
1.	94	Domanick Davis (1,126 yards)	1999-2002
2.	79	Sammy Grezaffi (905 yards)	1965-67
3.	77	Skyler Green (1,064 yards)	2002-05

PUNT RETURN YARDS

GAME			
1.	169	Norman Jefferson at Ole Miss (7 ret.)	1983
2.	157	Patrick Peterson vs. N. Carolina (4 ret.)	2010
3.	145	Joe Labruzzo vs. Rice (3 ret.)	1965
4.	141	Eddie Kennison vs. Mississippi St. (3 ret.)	1994
	141	Tommy Casanova vs. Ole Miss (3 ret.)	1970
6.	128	Domanick Davis vs. Miss. St. (4 ret.)	2002
7.	127	Craig Burns vs. Mississippi State (3 ret.)	1970
8.	125	Kenny Konz at Tulane (3 ret.)	1949
9.	123	Skyler Green vs. Florida (4 ret.)	2003
10.	122	Sammy Grezaffi vs. Tulane (4 ret.)	1965

SEASON			
1.	539	Pinky Rohm (35 ret.)	1937
2.	499	Domanick Davis (36 ret.)	2002
3.	465	Young Bussey (37 ret.)	1937
4.	462	Skyler Green (25 ret.)	2003
5.	438	Eddie Kennison (36 ret.)	1994
6.	421	Tyrann Mathieu (27 ret.)	2011
7.	418	Patrick Peterson (26 ret.)	2010
8.	375	Kevin Faulk (24 ret.)	1996
9.	369	Sammy Grezaffi (41 ret.)	1967
10.	362	Trindon Holliday (20 ret.)	2009

LSU Record Book - Special Teams



Tommy Casanova



Domanick Davis

CAREER		
1.	1,126	Domanick Davis (94 ret.) 1999-2002
2.	1,064	Skyler Green (77 ret.) 2002-05
3.	947	Eddie Kennison (75 ret.) 1993-95
4.	905	Sammy Grezaffi (79 ret.) 1965-67
5.	832	Kevin Faulk (61 ret.) 1995-98
6.	688	Tre'Davious White (31 ret.) 2014-16
7.	687	Joe Labruzzo (48 ret.) 1963-65
8.	673	Tre'Davious White (69 ret.) 2013-16
9.	647	Trindon Holliday (43 ret.) 2006-09
10.	597	Norman Jefferson (78 ret.) 1983-86

PUNT RETURN TOUCHDOWNS		
GAME		
1.	2	Tommy Casanova vs. Ole Miss 1970
SEASON		
1.	3	Pinky Rohm 1937
CAREER		
1.	4	Skyler Green 2002-05

LONGEST PUNT RETURNS		
1.	*100	Eddie Kennison vs. Mississippi State 1994
2.	93	Chad Jones at Mississippi State 2009
3.	92	Tyrann Mathieu vs. Arkansas 2011
	92	Trindon Holliday vs. North Texas 2008
	92	Kenny Konz at Tulane 1949
6.	90	Craig Burns vs. Mississippi State 1970
7.	89	Billy Cannon vs. Ole Miss 1959
	89	Odell Beckham Jr. vs. Ole Miss 2012
9.	87	Patrick Peterson vs. North Carolina 2010
	87	Trindon Holliday vs. Arkansas 2009
* - NCAA Record		

LONGEST MISSED FIELD GOAL RETURNS		
1.	*100	Odell Beckham, Jr. vs. UAB 2013
* - NCAA Record		

Kickoff Returns

MOST RETURNS		
GAME		
1.	7	Odell Beckham, Jr. at Georgia 2013
	7	Trindon Holliday vs. Georgia 2008
	7	Trindon Holliday at Florida 2008
4	6	Eddie Kennison at Texas A&M 1995
5.	5	Leonard Fournette vs. Wisconsin 2014
	5	Odell Beckham, Jr. at Mississippi State 2013
	5	Morris Claiborne at Alabama 2011
	5	Domanick Davis vs. Alabama 2002
	5	Domanick Davis vs. Arkansas 2001
	5	Robert Dow vs. Vanderbilt 1976

SEASON		
1.	32	Odell Beckham, Jr. (845 yards) 2013
	32	Patrick Peterson (932 yards) 2010
3.	27	Trindon Holliday (609 yards) 2008
4.	25	Domanick Davis (618 yards) 1999
5.	24	Leonard Fournette (625 yards) 2014
	24	Domanick Davis (560 yards) 2002
	24	Domanick Davis (572 yards) 2000
8.	23	Robert Dow (598 yards) 1975

CAREER		
1.	95	Domanick Davis (2,168 yards) 1999-2002
2.	73	Trindon Holliday (1,806 yards) 2006-09
3.	70	Robert Dow (1,780 yards) 1973-76
4.	51	Eddie Kennison (1,178 yards) 1993-95
5.	43	Sammy Martin (1,066 yards) 1984-87
6.	42	Odell Beckham Jr. (1,044 yards) 2011-13
7.	38	Skyler Green (792 yards) 2002-05
	38	Hokie Gajan (890 yards) 1977-80
9.	34	Kevin Faulk (744 yards) 1995-98
	34	David Butler (794 yards) 1992-95

YARDS RETURNED		
GAME		
1.	164	Trindon Holliday vs. Georgia (7 ret.) 2008
2.	163	Patrick Peterson at Arkansas (4 ret.) 2010
3.	155	Eddie Kennison at Texas A&M (6 ret.) 1995
4.	154	Morris Claiborne at West Virginia (3 ret.) 2011
5.	145	Eric Martin vs. Kentucky (2 ret.) 1981
6.	141	Trindon Holliday at Florida (7 ret.) 2008
7.	137	Hokie Gajan vs. Wyoming (3 ret.) 1978
8.	136	Odell Beckham, Jr. vs. TCU (4 ret.) 2013

SEASON (SINCE 1937)		
1.	932	Patrick Peterson (32 ret.) 2010
2.	845	Odell Beckham, Jr. (32 ret.) 2013
3.	625	Leonard Fournette (24 ret.) 2014
4.	618	Domanick Davis (25 ret.) 1999
5.	609	Trindon Holliday (27 ret.) 2008
6.	598	Robert Dow (23 ret.) 1975
7.	572	Domanick Davis (24 ret.) 2000
8.	560	Domanick Davis (24 ret.) 2002

CAREER		
1.	2,168	Domanick Davis (95 ret.) 1999-2002
2.	1,806	Trindon Holliday (73 ret.) 2006-09
3.	1,780	Robert Dow (70 ret.) 1973-76
4.	1,178	Eddie Kennison (51 ret.) 1993-95
5.	1,066	Sammy Martin (43 ret.) 1984-87
6.	1,044	Odell Beckham, Jr. (42 ret.) 2011-13

LONGEST KICKOFF RETURNS		
1.	*100	Leonard Fournette vs. Notre Dame • TD 2014
	*100	Eric Martin vs. Kentucky • TD 1981
	*100	Sammy Grezaffi at Tennessee • TD 1967
4.	99	Morris Claiborne at West Virginia • TD 2011
	99	Hokie Gajan vs. Wyoming • TD 1978
	99	J.W. Brodnax at Florida • TD 1957
7.	98	Trindon Holliday at Ole Miss • TD 2007
	98	Jerry Stovall at Georgia Tech • TD 1962
9.	97	Billy Cannon at Texas Tech • TD 1957
10.	95	Joe May vs. Kentucky • TD 1955
* - NCAA Record		

Miscellaneous Records

CAREER STARTS		
1.	53	Ciron Black 2006-09
2.	52	Andrew Whitworth 2002-05
3.	48	LaRon Landry 2003-06
	48	Jerel Myers 1999-02
	48	Rodney Reed 2000-03

CONSECUTIVE STARTS		
1.	53	Ciron Black 2006-09
2.	52	Andrew Whitworth 2002-05
3.	48	LaRon Landry 2003-06
	48	Rodney Reed 2000-03

LSU Record Book - Special Teams

ALL-TIME KICKOFF RETURNS FOR TOUCHDOWNS

YARDS PLAYER

100	Leonard Fournette vs. Notre Dame (Dec. 30, 2014) – Music City Bowl
100 *	<i>Eric Martin vs. Kentucky (Oct. 17, 1981)</i>
100	Sammy Grezaffi at #4 Tennessee (Oct. 28, 1967)
99	Morris Claiborne at #16 West Virginia (Sept. 24, 2011)
99	Hokie Gajan vs. Wyoming (Dec. 2, 1978)
99	J. W. Brodnax at Florida (Oct. 26, 1957)
98	Trindon Holliday at Ole Miss (Nov. 17, 2007)
98	Jerry Stovall at #5 Georgia Tech (Oct. 6, 1962)
97	Billy Cannon at Texas Tech (Oct. 5, 1957)
95	Joe May vs. Kentucky (Sept. 17, 1955)
93	Pinky Rohm vs. Louisiana Normal (Nov. 20, 1937)
92	Trindon Holliday at #5 Arkansas (Nov. 24, 2006)
92	Eddie Kennison vs. Michigan St. (Dec. 29, 1995) – Independence Bowl
92	Robert Dow vs. Utah (Nov. 30, 1974)
88	Kevin Faulk at #10 Notre Dame (Nov. 21, 1998)
87	Kenny Konz at Vanderbilt (Nov. 6, 1948)
86	Pinky Rohm vs. Loyola-New Orleans (Oct. 30, 1937)

* = most recent LSU kickoff return for TD in Tiger Stadium.

ALL-TIME PUNT RETURNS FOR TOUCHDOWNS

YARDS PLAYER

100	Eddie Kennison vs. Mississippi State (Sept. 10, 1994)
93	Chad Jones at Mississippi State (Sept. 18, 2009)
92	Tyrann Mathieu vs. Arkansas (Nov. 25, 2011)
92	Trindon Holliday vs. North Texas (Sept. 13, 2008)
92	Ken Konz at #10 Tulane (Nov. 26, 1949)
90	Craig Burns vs. Mississippi State (Nov. 14, 1970)
89	Odell Beckham Jr. vs. Ole Miss (Nov. 17, 2012)
89	Billy Cannon vs. #3 Ole Miss (Oct. 31, 1959)
87	Patrick Peterson vs. #18 North Carolina (Sept. 4, 2010)
87	Trindon Holliday vs. Arkansas (Nov. 28, 2009)
84	Norman Hodgins vs. Rice (Oct. 2, 1971)
83	Joe Labruzzo vs. Texas A&M (Sept. 21, 1963)
82	Joe Labruzzo vs. Rice (Sept. 25, 1965)
80	Skyler Green vs. Florida (Oct. 11, 2003)
80	Sammy Grezaffi at Kentucky (Oct. 15, 1966)
78	Domanick Davis vs. Mississippi State (Sept. 28, 2002)
78	Kevin Faulk vs. Houston (Sept. 7, 1996)
78	Sammy Grezaffi vs. Tulane (Nov. 20, 1965)
77	Craig Davis vs. Fresno State (Oct. 21, 2006)
76	Kenny Konz vs. Georgia Tech (Oct. 14, 1950)
75	<i>DJ Chark vs. #10 Auburn (Oct. 14, 2017)</i>
75	Norman Jefferson vs. Baylor (Dec. 27, 1985) – Liberty Bowl
74	Todd Kinchen vs. Kentucky (Oct. 19, 1991)
74	Tommy Casanova vs. #16 Ole Miss (Dec. 5, 1970)
73	Todd Kinchen vs. Arkansas State (Oct. 12, 1991)
71	Domanick Davis vs. Ole Miss (Oct. 27, 2001)
70	Odell Beckham Jr. vs. North Texas (Sept. 1, 2012)
69	Tre'Davious White at Syracuse (Sept. 26, 2015)
68	Tommy Casanova at Rice (Sept. 27, 1969)
67	Tre'Davious White vs. Kentucky (Oct. 18, 2014)
66	Skyler Green vs. #16 Auburn (Oct. 22, 2005)
65	DJ Chark vs. Chattanooga (Sept. 9, 2017)
65	Skyler Green vs. Vanderbilt (Oct. 30, 2004)
65	Norman Jefferson at Ole Miss (Oct. 29, 1983)
62	Tyrann Mathieu vs. #12 Georgia (Dec. 3, 2011) – SEC Championship Game
62	Skyler Green at Arizona (Sept. 6, 2003)
62	Wendell Harris vs. Texas A&M (Sept. 30, 1961)
61	Tommy Casanova vs. #16 Ole Miss (Dec. 5, 1970)
61	Craig Burns vs. #16 Ole Miss (Dec. 5, 1970)
60	Tre'Davious White vs. Jacksonville State (Sept. 10, 2016)
60	Patrick Peterson vs. West Virginia (Sept. 25, 2010)
60	Chris Williams at Tulane (Nov. 19, 1977)
60	Pinky Rohm vs. Texas (Oct. 2, 1937)
58	Kevin Faulk vs. Arkansas State (Sept. 12, 1998)
54 *	Trey Palmer vs. Northwestern State (Sept. 14, 2019)
54	Clinton Burrell vs. Ole Miss (Nov. 2, 1974)
53	J.W. Brodnax at #14 Ole Miss (Nov. 9, 1957)
53	Pinky Rohm vs. Mississippi State (Nov. 6, 1937)
50	Larry Foster vs. Idaho (Sept. 26, 1998)
39	Craig Burns vs. #19 Florida State (Dec. 30, 1968) – Peach Bowl
35	Pinky Rohm vs. Loyola-New Orleans (Oct. 30, 1937)
34	Johnny Robinson at Tulane (Nov. 22, 1958)
31	Derwood Graham vs. #18 Mississippi State (Nov. 12, 1955)

* = most recent LSU punt return for TD in Tiger Stadium.



Trindon Holliday



Kevin Faulk

ALL-TIME RETURN/RECOVERY OF BLOCKED PUNT FOR TOUCHDOWN

YARDS PLAYER

33	Paul Ziegler at Florida (Oct. 15, 1955)
29	Craig Steltz at #15 Arizona State (Sept. 10, 2005)
19	Ernie Maggiorie vs. Texas A&M (Sept. 18, 1965)
19	Blythe Clark vs. Mississippi State (Nov. 6, 1937)
13	Tommy Fussell at Miami (Fla) (Oct. 9, 1965)
4	Tommy Fussell vs. Texas A&M (Sept. 19, 1964)
3	David Lee vs. Florida (Oct. 6, 1973)
0	Micah Baskerville at Vanderbilt (Sept. 21, 2019)
0	Ryan Clark at #12 Mississippi State (Oct. 23, 1999)
0	Kenny Mixon at Ole Miss (Oct. 29, 1994)
0	Alex Knight vs. #11 Texas A&M (Sept. 20, 1975)
0	George Bevan vs. South Carolina (Sept. 17, 1966)
0	Gene Sykes vs. #7 Colorado (Jan. 1, 1962) – Orange Bowl
0	Billy West at Georgia (Oct. 20, 1951)

LSU Record Book - Defense



Anthony McFarland

TACKLES

GAME

1.	21	Al Richardson vs. South Carolina	1982
2.	20	Kevin Minter at Florida	2012
	20	Chuck Wiley at Kentucky	1995
	20	Rudy Harmon at Florida	1988
	20	Toby Caston vs. Georgia	1986

SEASON

1.	154	Bradie James	2002
2.	150	Al Richardson	1981
3.	144	Lawrence Williams	1981
4.	133	Devin White	2017
5.	130	Kevin Minter	2012
6.	129	Al Richardson	1980
7.	123	Devin White	2018
	123	Lawrence Williams	1982
9.	122	Steve Cassidy	1975
10.	121	Al Richardson	1982

CAREER

1.	452	Al Richardson	1979-82
2.	418	Bradie James	1999-02
3.	386	Lawrence Williams	1979-82
4.	346	Steve Cassidy	1972-75
5.	336	Shawn Burks	1983-85
6.	316	Lyman White	1977-80
7.	315	LaRon Landry	2003-06
	315	Ryan Clark	1998-01
9.	311	Kelvin Sheppard	2007-10
10.	305	Toby Caston	1983-86

TACKLES FOR LOSS

GAME (SINCE 1971)

1.	6.0	Marcus Spears vs. Troy	2004
	6.0	Gabe Northern at Ole Miss	1994
3.	5.0	Anthony McFarland vs. Arkansas St.	1998
4.	4.5	Drake Nevis at Florida	2010
5.	4.0	JaCoby Stevens vs. Arkansas	2019
	4.0	Rashard Lawrence vs. UCF*	2018
	4.0	Devin White at Texas A&M	2018
	4.0	JaCoby Stevens at Texas A&M	2018
	4.0	Kendell Beckwith vs. Texas Tech	2015
	4.0	Claude Wroten vs. Alabama	2004
	4.0	Jarvis Green vs. San Jose State	1999
	4.0	Anthony McFarland vs. Georgia	1998
	4.0	Bobby Williams vs. Alabama	1992
	4.0	Michael Brooks at Kentucky	1984
	4.0	Leonard Marshall vs. Oregon State	1981
	4.0	Lyman White at Colorado	1979
	4.0	Bobby Conn vs. Florida	1975
	4.0	Charles Miciotto vs. Texas A&M	1972



Al Richardson

TACKLES FOR LOSS

SEASON (SINCE 1972)

1.	23	Gabe Northern	1994
2.	21	Kenny Bordelon	1975
3.	18	Anthony McFarland	1998
4.	17	Marcus Spears	2004
	17	Jarvis Green	1998
6.	16	Chad Lavalais	2003
	16	Michael Brooks	1985
	16	John Adams	1978
9.	15	Kevin Minter	2012
	15	Barkevious Mingo	2011
	15	Chuck Wiley	1995

CAREER

1.	55	Anthony McFarland	1995-98
2.	43	Chuck Wiley	1994-97
3.	40	Gabe Northern	1992-95
4.	39	Jarvis Green	1998-01
5.	38	Michael Brooks	1983-86
6.	37	Ron Sancho	1985-88
7.	34.5	Marcus Spears	2001-04
8.	32.5	Chad Lavalais	2000-03
	32.5	Sam Montgomery	2010-12
10.	30	Kenny Bordelon	1972-75
11.	29	Devin White	2016-18
	29	Barkevious Mingo	2010-12

SACKS

GAME

1.	4	Chuck Wiley at South Carolina	1995
2.	3	Many Times	
		Last: JaCoby Stevens vs. Arkansas	2019

SEASON

1.	12	Arden Key	2016
2.	11	Gabe Northern	1994
3.	10	Rydell Malancon	1981
4.	9	Sam Montgomery	2011
	9	Melvin Oliver	2005
	9	Marcus Spears	2004
	9	Gabe Northern	1995
	9	Ron Sancho	1987
9.	8.5	Tyson Jackson	2006
10.	8	Many Times	
		Last: Lewis Neal	2015

CAREER

1.	25	Rydell Malancon	1980-83
2.	23	Ron Sancho	1985-88
3.	21	Arden Key	2015-17
	21	Gabe Northern	1992-95
5.	20	Melvin Oliver	2002-05
	20	Jarvis Green	1998-01
7.	19	Sam Montgomery	2010-12
	19	Marcus Spears	2001-04
	19	Chuck Wiley	1994-97
10.	18.5	Tyson Jackson	2006-09



Chuck Wiley

INTERCEPTIONS

GAME

1.	3	Craig Steltz at Mississippi State	2007
	3	Corey Webster at Florida	2002
	3	Chris Williams at Rice	1978
	3	Clinton Burrell at Tulane	1975
	3	Craig Burns vs. Ole Miss	1970
	3	Jerry Joseph vs. Kentucky	1965
	3	Kenny Konz at Tulane	1949

SEASON

1.	8	Chris Williams (72 yards)	1978
	8	Craig Burns (117 yards)	1970
3.	7	Corey Webster (60 yards)	2003
	7	Corey Webster (75 yards)	2002
	7	Cedric Donaldson (192 yards)	1997
	7	Greg Jackson (219 yards)	1988
7.	6	Derek Stingley Jr. (17 yards)	2019
	6	Greedy Williams (32 yards)	2017
	6	Morris Claiborne (173 yards)	2011
	6	Craig Steltz (153 yards)	2007
	6	Chris Carrier (98 yards)	1986
	6	Liffort Hobley (66 yards)	1984
	6	Chris Williams (8 yards)	1980
	6	Jerry Joseph (64 yards)	1965

CAREER

1.	20	Chris Williams (91 yards)	1977-80
2.	16	Corey Webster (181 yards)	2001-04
3.	12	LaRon Landry (151 yards)	2003-06
	12	Craig Burns (139 yards)	1968-70
	12	Charles Oakley (251 yards)	1951-53
6.	11	Morris Claiborne (274 yards)	2009-11
	11	Craig Steltz (286 yards)	2004-07
	11	Tory James (110 yards)	1992-95
	11	Greg Jackson (260 yards)	1985-88
10.	10	Mark Roman (263 yards)	1996-99
	10	Chris Carrier (144 yards)	1984-87
	10	Kevin Guidry (54 yards)	1984-87
	10	Norman Jefferson (58 yards)	1983-86
	10	Liffort Hobley (120 yards)	1980-84
	10	Willie Teal (120 yards)	1976-79

INTERCEPTION RETURN YARDS

GAME

1.	100	Craig Loston vs. Mississippi St. (1 INT)	2012
	100	Craig Steltz at Mississippi St. (3 INTs)	2007
	100	Greg Jackson at Mississippi St. (1 INT)	1988
	100	White Graves at Kentucky (1 INT)	1964
5.	99	Cedric Donaldson vs. Florida (2 INTs)	1997
6.	89	Morris Claiborne at Tennessee (1 INT)	2011
	89	Wayne Williams vs. Vanderbilt (2 INTs)	1991
8.	85	Patrick Peterson vs. UL-Monroe (1 INT)	2010
	85	Mark Roman vs. Tulane (1 INT)	1996
	85	Clinton Burrell vs. Tulane (2 INTs)	1974
11.	77	Billy Cannon vs. TCU (1 INT)	1959

LSU Record Book - Defense



LaRon Landry

SEASON		
1.	219	Greg Jackson (7 INTs) 1988
2.	192	Cedric Donaldson (7 INTs) 1997
3.	173	Morris Claiborne (6 INTs) 2011
4.	153	Craig Steltz (6 INTs) 2007
5.	145	Billy Cannon (4 INTs) 1959
6.	141	Charles Oakley (6 INTs) 1952
7.	134	Patrick Peterson (4 INTs) 2010
8.	125	George Brancato (7 INTs) 1952
9.	117	Craig Burns (8 INTs) 1970
10.	116	Mark Roman (4 INTs) 1996

CAREER		
1.	286	Craig Steltz (11 INTs) 2004-07
2.	274	Morris Claiborne (11 INTs) 2009-11
3.	263	Mark Roman (10 INTs) 1996-99
4.	260	Greg Jackson (11 INTs) 1985-88
5.	251	Charles Oakley (12 INTs) 1951-53
6.	199	Cedric Donaldson (8 INTs) 1996-97
7.	181	Corey Webster (16 INTs) 2001-04
8.	171	Patrick Peterson (7 INTs) 2008-10
9.	170	Jonathan Zenon (9 INTs) 2003-07
10.	168	Damien James (9 INTs) 1999-02

PASSES DEFENDED

SEASON		
1.	32	Corey Webster 2003
2.	28	Travis Daniels 2003
3.	21	Derek Stingley Jr. 2019
	21	Chevis Jackson 2007
5.	17	Greedy Williams 2017
	17	Demetrius Hookfin 2002
	17	Corey Webster 2002
8.	16	Chevis Jackson 2006
	16	Jonathan Zenon 2006
10.	15	Patrick Peterson 2009
	15	Norman LeJeune 2002

CAREER		
1.	62	Corey Webster 2001-04
2.	44	Chevis Jackson 2004-07
3.	40	LaRon Landry 2003-06
4.	35	Travis Daniels 2001-04
5.	34	Tre'Davious White 2013-16
	34	Morris Claiborne 2009-11
	34	Jonathan Zenon 2004-07
8.	31	Patrick Peterson 2008-10
9.	29	Tharold Simon 2010-12
	29	Demetrius Hookfin 1999-02



Tyrann Mathieu

FUMBLE RECOVERIES		
SEASON		
1.	6	Alex Knight 1976
2.	5	Tyrann Mathieu 2011
	5	Greg Dubroc 1981
4.	4	Trev Faulk 2000
	4	Ramsey Dardar 1980
	4	Lyman White 1978
	4	Sammy Grezaffi 1967

CAREER		
1.	11	Greg Dubroc 1981-84
2.	9	Jeffery Dale 1981-84
3.	8	Tyrann Mathieu 2010-11
	8	Lyman White 1977-80
	8	Alex Knight 1974-76
6.	7	Ron Sancho 1985-88
	7	Sammy Grezaffi 1965-67
8.	6	Al Richardson 1979-82
	6	Ramsey Dardar 1980-82
	6	John Adams 1976-79
	6	Rand Dennis 1972-74

FORCED FUMBLES

SEASON		
1.	6	Tyrann Mathieu 2011
2.	5	Tyrann Mathieu 2010
	5	Mark Roman 1998
4.	3	Devin White 2018
	3	Arden Key 2016
	3	Drake Nevis 2010
	3	Harry Coleman 2009
	3	Craig Steltz 2007
	3	Danny McCray 2006
	3	Ali Highsmith 2005
	3	Jarvis Green 1999
	3	Ryan Clark 1999
	3	Joe Wesley 1998
	3	Mike Sutton 1996
	3	Gabe Northern 1995
	3	Ricardo Washington 1991

CAREER		
1.	*11	Tyrann Mathieu 2010-11
2.	7	Ali Highsmith 2004-07
3.	6	Kelvin Sheppard 2007-10
	6	Clarence LeBlanc 1996-99
5.	5	Mark Roman 1996-99
	5	Gabe Northern 1992-95
	5	Eric Hill 1985-88
8.	4	Devin White 2016-18
	4	Arden Key 2015-17
	4	Ronald Martin 2011-14
	4	Barkevious Mingo 2010-12
	4	Drake Nevis 2007-10
	4	Harry Coleman 2006-09

* - SEC record



Corey Webster

ALL-TIME FUMBLE RETURNS FOR TDS		
YDS	PLAYER	
100	Ken Kavanaugh Sr. at Rice (Oct. 9, 1937)	
58	Michael Divinity at Texas A&M (Nov. 24, 2018)	
37	Gabe Northern vs. Michigan St. (Dec. 29, 1995) – Independence Bowl	
36	Kenny Konz vs. Texas A&M (Oct. 9, 1948)	
29	Lavar Edwards vs. UL-Monroe (Nov. 13, 2010)	
25	Danielle Hunter vs. Mississippi St. (Sept. 20, 2014)	
25	Eric Alexander vs. Arkansas (Nov. 28, 2003)	
25	Dwight Robinson at Florida (Oct. 28, 1961)	
24	Chris Hawkins vs. Tulane (Nov. 1, 2008)	
23	Tyrann Mathieu vs. Kentucky (Oct. 1, 2011)	
22	Ali Highsmith at Vanderbilt (Oct. 8, 2005)	
15	Jason LeDoux at South Carolina (Oct. 18, 2003)	
8	Cameron Vaughn vs. Alabama (Nov. 13, 2004)	
3	Tyrann Mathieu vs. #3 Oregon (Sept. 3, 2011)	
1	Johnny Robinson vs. Tulane (Nov. 30, 1957)	
0	Kevin Minter at Ole Miss (Nov. 19, 2011)	
0	Chuck Wiley at Alabama (Nov. 8, 1997)	
0	Mike Williams vs. Kentucky (Oct. 20, 1973)	
0	Walter Barnes vs. Mississippi State (Oct. 5, 1946)	

LSU Record Book - Defense



Morris Claiborne

ALL-TIME INTERCEPTION RETURNS FOR TOUCHDOWNS

YARDS	PLAYER
100	Craig Loston vs. #22 Mississippi State (Nov. 10, 2012)
100	Greg Jackson at Mississippi State (Nov. 12, 1988)
99	White Graves at Kentucky (Oct. 17, 1964)
85	Mark Roman vs. Tulane (Nov. 23, 1996)
85	Larry King vs. #18 Mississippi State (Nov. 12, 1955)
83	Jabbo Stell vs. Louisiana Normal (Nov. 20, 1937)
82	Dan Sandifer vs. Alabama (Nov. 9, 1946)
78	Lou Deutschmann vs. #18 Ole Miss (Oct. 31, 1953)
76	Jim Barton vs. Southeastern Louisiana (Nov. 19, 1949)
73	John Aubrey Adams vs. Indiana (Sept. 16, 1978)
72	Tommy Casanova vs. Mississippi State (Nov. 12, 1977)
71	Greg Jackson vs. Tulane (Nov. 26, 1988)
66	Johnny Mitchell at #12 Alabama (Nov. 6, 1998)
66	Pat Rogers at Kentucky (Oct. 14, 1995)
65	Y.A. Tittle vs. Alabama (Nov. 9, 1946)
56	Damien James vs. Houston (Sept. 9, 2000)
53	Mark Roman at #10 Notre Dame (Nov. 21, 1998)
51	Jim Cason vs. Rice (Sept. 29, 1945)
50	Fred Booker vs. San Jose State (Sept. 4, 1999)
50	Billy Cannon vs. Baylor (in Shreveport, La.) (Oct. 3, 1959)
48	Travis Daniels at Mississippi State (Sept. 27, 2003)
46	Ron Brooks at Ole Miss (Nov. 19, 2011)
45	Jacob Phillips vs. Miami (Sept. 2, 2018)
45	Ronald Martin vs. Idaho (Sept. 15, 2012)
45	Morris Claiborne vs. #12 Georgia (Dec. 3, 2011) SEC Championship Game
45	Corey Webster at #16 Florida (Oct. 12, 2002)
45	Norman Hodgins vs. Texas A&M (Sept. 23, 1973)
44	Carlton Buckels vs. Arkansas State (Oct. 12, 1991)
44	James Britt vs. Tennessee (Oct. 9, 1982)
43	Duane Leopard vs. Tulane (Nov. 30, 1957)
42	Lloyd Frye at Rice (Sept. 27, 1969)
42	Gerry Kent vs. Baylor (Oct. 5, 1968)
42	John Garlington at Rice (Sept. 24, 1966)
41	Jonathan Zenon vs. Arizona (Sept. 9, 2006)
39	Raion Hill at #14 Auburn (Sept. 21, 1996)
37	Patrick Peterson at Mississippi State (Sept. 26, 2009)
37	Jeffrey Dale vs. Ole Miss (Nov. 3, 1984)
36	Johnny Mitchell vs. Idaho (Sept. 26, 1998)
36	Corey Raymond (TD, 30)/Anthony Marshall (INT, 6) vs. Arkansas St. (Oct. 12, 1991)
36	Michael Brooks vs. #7 Texas A&M (Sept. 13, 1986)
35	Marcus Spears vs. Mississippi State (Sept. 25, 2004)



Patrick Peterson

YARDS	PLAYER
35	Al Doggett vs. Tulane (Nov. 28, 1953)
32	Ron Brooks vs. Louisiana-Monroe (Nov. 13, 2010)
32	Damien James vs. The Citadel (Sept. 7, 2002)
31	Mark Roman vs. North Texas (Sept. 11, 1999)
31	Cedric Donaldson vs. #1 Florida (Oct. 1, 1997)
31	Cedric Donaldson vs. Texas-El Paso (Sept. 6, 1997)
31	David Walkup vs. Arkansas State (Oct. 12, 1991)
31	Jimmy Taylor vs. Kentucky (Oct. 19, 1957)
30	Jeff Burkett vs. Ole Miss (Nov. 2, 1946)
30	Albert Sanders at #12 Georgia (Oct. 20, 1945)
29	Kendell Beckwith vs. New Mexico State (Sept. 27, 2014)
29	Jacob Cutrera at Washington (Sept. 5, 2009)
29	Jack Hunt vs. Louisiana Tech (Nov. 1, 2003)
28	Ron Brooks vs. #19 Auburn (Oct. 22, 2011)
27	Jim Gainey vs. Colorado (Sept. 11, 1971)
27	Bob Ziegler vs. Arkansas (in Shreveport, La.) (Nov. 24, 1956)
26	Norman Jefferson at Vanderbilt (Oct. 12, 1985)
25	Joseph Wesley vs. North Texas (Oct. 21, 1995)
25	Gary Champagne vs. #10 Colorado (Sept. 15, 1973)
24	Tory James vs. #15 Texas A&M (Sept. 3, 1994)
24	Greg Jackson at Florida (Oct. 4, 1986)
23	Lavar Edwards vs. Idaho (Sept. 15, 2002)
22	Rodney Young at Tulane (Nov. 19, 1994)
22	Wendall Nealy vs. Villanova (in Shreveport, La.) (Nov. 24, 1951)
21	Tre'Davious White vs. Wisconsin (in Green Bay, Wisc.) (Sept. 3, 2016)
21	Clarence LeBlanc at Auburn (Sept. 19, 1998)
21	Wilbert Abney vs. Vanderbilt (Oct. 27, 1945)
20	Jonathan Zenon vs. Louisiana-Lafayette (Sept. 2, 2006)
20	Marcus Spears vs. #3 Oklahoma (Jan. 4, 2004) BCS National Championship Game
20	Ron Sancho vs. #10 Texas A&M (Sept. 3, 1988)
18	Jonathan Zenon vs. #14 Tennessee (Dec. 1, 2007) SEC Championship Game
18	Lionel Turner vs. #5 Georgia (Dec. 6, 2003) – SEC Championship Game
18	Abner Wimberly at Georgia (Oct. 4, 1947)
12	William Gunnels vs. Rice (Sept. 24, 1977)
10	Demetrius Hookfin vs. South Carolina (Oct. 19, 2002)
8	Don Addison at Miami (Fla.) (Oct. 10, 1969)
3	Kenneth Hollis vs. #10 Tennessee (Sept. 26, 2005)
1	Travis Daniels vs. Arkansas State (Sept. 11, 2004)
1	Ricardo Washington vs. Vanderbilt (Sept. 21, 1991)

Record for TD Returns: 3 vs. Arkansas St., Oct. 12, 1991

Games with 2 TD Returns: 2 vs. Idaho, Sept. 15, 2012; 2 vs. Alabama, Nov. 9, 1946

LSU Record Book - Team Records

Total Offense

PLAYS		
GAME		
1.	99	vs. Tulane
2.	98	at Tulane
	98	vs. Wyoming
4.	97	vs. Illinois*
	97	vs. Kentucky
6.	96	vs. Baylor
	96	at Florida
8.	95	vs. Florida
	95	at Florida
	95	vs. Texas *
	95	vs. Arkansas

SEASON		
1.	1,054	(6,152 total yards)
2.	994	(5,857 total yards)
3.	959	(6,013 total yards)
4.	957	(4,917 total yards)
5.	950	(5,227 total yards)
6.	940	(4,371 total yards)
7.	928	(4,219 total yards)
8.	925	(7,206 total yards)
9.	917	(4,016 total yards)
10.	913	(4,491 total yards)

YARDS		
GAME		
1.	746	vs. Rice (502 rush, 244 pass)
2.	714	vs. Ole Miss (212 rush, 489 pass)
3.	680	vs. W. Carolina (195 rush, 485 pass)
4.	672	vs. Furman (332 rush, 340 pass)
5.	664	vs. Rice (436 rush, 228 pass)

SEASON		
1.	7,206	(2,177 rush, 5,029 pass)
2.	6,152	(2,998 rush, 3,154 pass)
3.	6,013	(1,991 rush, 4,022 pass)
4.	5,893	(2,630 rush, 3,263 pass)
5.	5,857	(2,600 rush, 3,257 pass)

YARDS PER PLAY		
GAME		
1.	^12.8	vs. Arkansas
2.	10.9	vs. Southern Miss
3.	10.8	vs. Furman
4.	10.6	vs. Florida
5.	10.4	vs. Kent State
^ - SEC record		

SEASON		
1.	7.80	
2.	6.94	
3.	6.71	
4.	6.70	
	6.70	

YARDS PER GAME		
SEASON		
1.	554.3	
2.	453.3	
3.	451.5	
4.	440.3	
5.	439.4	

TD'S BY RUSHING AND PASSING		
SEASON		
1.	78	(29 rush, 49 pass)
2.	64	(35 rush, 29 pass)
3.	60	(37 rush, 23 pass)
4.	56	(35 rush, 21 pass)
5.	55	(25 rush, 30 pass)

TIME OF POSSESSION		
GAME (SINCE 1978)		
1.	42:33	vs. Missouri
2.	41:48	at Florida
3.	41:43	at South Carolina
4.	41:13	at Texas A&M
5.	41:06	at Tennessee
6.	41:03	vs. Utah State
7.	40:19	Texas A&M
8.	39:53	South Carolina
9.	39:30	at Alabama
10.	39:16	vs. Illinois *

Rushing

RUSHES		
GAME		
1.	83	vs. Wyoming (487 yards)
2.	82	vs. Florida (385 yards)
3.	80	at Florida (315 yards)
4.	76	vs. Ole Miss (426 yards)
5.	75	vs. Tulane (334 yards)
	75	vs. Holy Cross (313 yards)

SEASON		
1.	675	(2,622 yards)
2.	674	(3,352 yards)
3.	663	(3,041 yards)
4.	655	(2,525 yards)
5.	621	(2,919 yards)

YARDS		
GAME		
1.	503	vs. Oregon (69 atts.)
2.	502	vs. Rice (72 atts.)
3.	475	vs. Wyoming (83 atts.)
4.	441	vs. Rice (69 atts.)
5.	437	vs. Colorado (74 atts.)

SEASON		
1.	3,352	(674 atts.)
2.	3,082	(505 atts.)
3.	3,041	(663 atts.)
4.	2,998	(612 atts.)
5.	2,973	(563 atts.)

YARDS PER RUSH		
GAME		
1.	^16.3	vs. Arkansas (16/260)
	10.1	vs. Rice (43/436)
3.	9.7	vs. Texas Tech * (39/377)
^ - SEC record		

SEASON		
1.	6.8	

YARDS PER GAME		
SEASON		
1.	304.7	(3,352 yards)
2.	274.5	(3,041 yards)
3.	256.8	(3,082 yards)
4.	256.6	(2,823 yards)
5.	243.5	(2,678 yards)

RUSHING TOUCHDOWNS		
GAME		
1.	8	at Kentucky
	8	vs. Baylor
	8	vs. Tulane

SEASON		
1.	37	
2.	36	
3.	35	
	35	
	35	

Passing

PASSES ATTEMPTED		
GAME		
1.	69	vs. Auburn (33 comp.)
2.	56	at Tulane (26 comp.)
3.	53	vs. Illinois * (31 comp.)
4.	52	vs. Florida (20 comp.)
5.	51	vs. Mississippi State (33 comp.)
	51	at Ole Miss (26 comp.)

SEASON		
1.	476	(363 Comp.)
2.	442	(256 comp.)
3.	411	(238 comp.)
4.	405	(200 comp.)
5.	401	(255 comp.)

PASSES COMPLETED		
GAME		
1.	35	at Alabama (44 atts.)
2.	33	vs. Auburn (69 atts.)
	33	vs. Mississippi State (51 atts.)
4.	32	at Ole Miss (42 atts.)
	32	vs. Auburn (42 atts.)

SEASON		
1.	363	(476 atts.)
2.	256	(442 atts.)
3.	255	(401 atts.)
4.	245	(368 atts.)
5.	238	(411 atts.)

HIGHEST PERCENTAGE		
PASSES COMPLETED		
GAME		
(Min. 20 atts.)		
1.	.879	vs. Northwestern State (29-33)
2.	.875	vs. Florida (21-24)
3.	.862	vs. Mississippi State (25-29)
(Min. 30 atts.)		
1.	.879	vs. Northwestern State (29-33)
2.	.875	vs. Florida (21-24)
3.	.813	at South Carolina (26-32)

SEASON		
(Min. 200 atts.)		
1.	.763	(363-476)
2.	.666	(245-368)
3.	.636	(255-401)
4.	.635	(162-255)
5.	.629	(205-326)

MOST PASS ATTEMPTS		
W/O AN INTERCEPTION		
GAME		
1.	53	vs. Illinois *
2.	49	vs. Tennessee
3.	47	vs. Arkansas
4.	44	vs. Mississippi State
5.	43	at Tennessee

PASSES HAD INTERCEPTED		
GAME		
1.	6	at Auburn
	6	vs. Tennessee
3.	5	at Auburn
	5	at Auburn
	5	vs. Holy Cross
	5	at Georgia Tech
	5	vs. Ole Miss
	5	vs. Alabama
	5	vs. Nebraska *

SEASON		
1.	25	
2.	21	
3.	19	
	19	
	19	
	19	
	19	
	19	

FEWEST PASSES INTERCEPTED		
SEASON		
1.	4	
	4	
3.	5	
	5	
5.	6	
	6	
	6	
8.	7	
	7	
	7	
	7	
	7	
	7	

YARDS PASSING		
GAME		
1.	528	at Alabama
2.	489	at Ole Miss
	488	vs. Northwestern State
3.	485	vs. Western Carolina
4.	471	at Texas
5.	456	vs. Rice

SEASON		
1.	5,029	(363-476)
2.	3,578	(238-411)
3.	3,272	(245-268)
4.	3,263	(205-326)
5.	3,257	(255-401)

LSU Record Book - Team Records

YARDS PER GAME PASSING

SEASON		
1.	386.8 (5,029 yards)	2019
2.	298.2 (3,578 yards)	2001
3.	258.1 (2,839 yards)	1989
4.	251.7 (3,272 yards)	2006

TOUCHDOWN PASSES

GAME		
1.	7 vs. Ohio	1989
2.	6 at Vandebilt	2019
3.	5 at Ole Miss	2019
5	vs. Utah State	2019
5	vs. Georgia Southern	2019
5	vs. UAB	2013
5	vs. Western Carolina	2000
5	vs. Akron	1997
5	vs. Cal State Fullerton	1987
5	vs. Rice	1982
5	vs. Rice	1977
5	vs. Tulane	1946

SEASON		
1.	49	2019
2.	30	2006
	30	2003
4.	29	2007
5.	26	1989

Scoring

POINTS

GAME (SEC ERA, SINCE 1933)		
1.	93 vs. Louisiana-Lafayette	1936
2.	77 vs. Rice	1977
3.	72 at Texas A&M (7OT)	2018
4.	70 vs. Arkansas State	1991
5.	66 at Vandebilt	2019
66	vs. Wyoming	1977
7.	65 vs. Northwestern State	2019
63	vs. New Mexico State	2014
63	vs. Idaho	2012
63	at Kentucky	1997
63	vs. New Mexico State	1996
63	vs. Baylor	1969

SEASON		
1.	621	2019
2.	541	2007
3.	500	2011
5.	475	2003
6.	465	2013

POINTS PER GAME

SEASON		
1.	47.8	2019
2.	38.6	2007
3.	35.8	2013
4.	35.7	2011
5.	34.9	1969

POINTS IN A HALF

1.	56 at Tulane (2nd)	1958
2.	52 vs. Louisiana-Lafayette (1st)	1936
3.	49 vs. Louisiana Tech (1st)	2003
49	vs. Rice (2nd)	1977

MOST POINTS IN A QUARTER

1.	35 vs. Rice (3rd)	1977
	35 at Tulane (4th)	1958
3.	30 vs. Troy (4th)	2008
4.	28 at Vanderbilt (1st)	2019
28	vs. Southern Miss (3rd)	2016
28	vs. New Mexico State (2nd)	2014
28	at Mississippi State (4th)	2013
28	vs. Georgia Tech* (2nd)	2008
28	at Arizona State (4th)	2005
28	vs. Louisiana Tech (1st)	2003
28	vs. New Mexico State (2nd)	1996
28	vs. Ole Miss (4th)	1970
28	vs. Tulane (1st)	1965
28	vs. Louisiana-Lafayette (3rd)	1936

TOTAL TOUCHDOWNS

GAME		
1.	11 vs. Rice, 1977	
2.	9	Several: Last at Vanderbilt, 2019

SEASON		
1.	78	2019
2.	66	2007
3.	65	2011
4.	63	2003
5.	61	2013

PAT'S BY KICKING

GAME		
1.	11 vs. Rice, 1977	
2.	9	Several: Last at Vanderbilt, 2019

SEASON		
1.	74	2019
2.	63	2007
3.	62	2011
4.	60	2013
5.	57	2006
	57	2003

CONSECUTIVE PAT'S

SEASON		
1.	63	2007
2.	59	2006
	59	2003

OVERALL

1.	147 (Alleman 106, Delahoussaye 41)	2011-13
2.	110 (Browndyke 109, Lewis 1)	1986-89
3.	106 (David 104, Gaudet 2)	2006-08

FIELD GOALS

GAME		
1.	5 vs. Georgia	2018
	5 vs. Mississippi State	2010
2.	4 vs. UCF	2018
4.	vs. Mississippi State	2018
4	vs. Miami	2018
4	at Ole Miss	2017
4	at Mississippi State	2011
4	vs. Miami (Fla.)*	2005
4	vs. Arkansas	2009
4	at Kentucky	2007
4	vs. Miami (Ohio)	2002
4	at Auburn	1994
4	at Mississippi State	1993
4	at Ohio State	1988
4	at Georgia	1987
4	vs. Ole Miss	1986
4	at Mississippi State	1986
4	at Kentucky	1978

SEASON		
1.	29	2018
2.	28	2010
3.	26	2007
4.	21	2019
	21	2012

Punting

MOST PUNTS

GAME		
1.	17 vs. Mississippi State	1940
	17 at Tennessee	1942
SEASON		
1.	104	1941
2.	87	1942
3.	83	1951
4.	82	1952
5.	80	1950
	80	1948

YARDS PUNTED

GAME		
1.	664 vs. Mississippi State (17 punts)	1940

SEASON		
1.	4,010	1941

PUNTING YARDS PER GAME

GAME		
(Min. 5 Punts)		
1.	53.2 at Mississippi State (5/266)	1997
2.	52.4 vs. Arkansas (5/262)	1999
3.	51.3 at Ole Miss (7/359)	1957
(Min. 10 Punts)		
1.	47.3 at Ole Miss (10-473)	1960
SEASON		
1.	46.0 (54/2,486)	1997

Kickoff Returns

RETURNS

GAME		
1.	9 vs. Florida (168 yards)	2008
2.	8 vs. Georgia (193 yards)	2008
	8 vs. Florida (166 yards)	1993
	8 vs. Miami (190 yards)	1988
	8 vs. Tulane (185 yards)	1948

SEASON		
1.	54	2008
2.	47	1989

YARDS RETURNED

GAME		
1.	193 vs. Georgia	2008
2.	178 vs. Alabama	1983

SEASON		
1.	1,190 (46 returns)	2010

Punt Returns

RETURNS

GAME		
1.	13 at Tulane	1937

SEASON		
1.	72	1937

YARDS RETURNED

GAME		
1.	205 vs. Ole Miss (6 returns, 3 TDs)	1970
2.	192 vs. Baylor (5 returns 0 TDs)	1969

SEASON		
1.	1,004	1937

LSU Record Book - Team Records

Miscellaneous

GAMES PLAYED

SEASON	
1. 14	2011
14	2007
14	2003
4. 13	12 times (Last: 2019)

WINS

SEASON	
1. 13	2019
13	2011
13	2003
4. 12	2007
5. 11	4 times (2010, 2006, 2005, 1958)

CONSECUTIVE WINS

SEASON	
1. 13	2019
13	2011
3. 11	1958
4. 10	1961
5. 9	2005
9	1973
9	1935

OVERALL

1. 19	1957-59
2. 15	1907-09
3. 14	2018-19
14	2010-11
5. 13	2006-07

SEC WINS

SEASON	
1. 8	2019
8	2011
7	2003
7	2005
5. 6	12 times
	2017, '13, '12, '10, '07, '06, '04, 1997, '96, '88, '61, '58, '36

CONSECUTIVE SEC WINS

OVERALL	
1. 13	1935-37
2. 11	1960-62
3. 10	1957-59
4. 9	2011-12
9	1969-71

MOST FIRST DOWNS

GAME	
1. 35	at Ole Miss
35	vs. Mississippi State
3. 34	vs. Rice
34	vs. Mississippi State

SEASON

SEASON	
1. 358	2019
2. 316	2007
3. 298	2003

MOST YARDS PENALIZED

GAME	
1. 184	at Florida

SEASON

SEASON	
1. 880	2007
2. 794	2018
3. 790	1989

MOST FUMBLES LOST

GAME	
1. 6	vs. Rice
6	vs. Georgia
6	vs. Texas
6	at Rice

SEASON

SEASON	
1. 29	1974

Total Defense

FEWEST YARDS ALLOWED

GAME	
1. 26	vs. Mercer

SEASON

SEASON	
1. 1,236	1937

FEWEST YARDS ALLOWED PER GAME

SEASON	
1. 123.6	1937
2. 143.2	1959
3. 170.3	1961
4. 175.7	1964
5. 191.4	1958

Rushing Defense

FEWEST YARDS ALLOWED

GAME	
1. -50	vs. Ole Miss
2. -43	vs. Mercer

SEASON

SEASON	
1. 389	1969
2. 574	1970
3. 687	1937
4. 794	1961
5. 832	1962

FEWEST YARDS ALLOWED PER GAME

SEASON	
1. 38.9	1969
2. 52.2	1970
3. 62.5	1937
4. 67.0	2003
5. 79.4	1961

Passing Defense

FEWEST YARDS ALLOWED

GAME	
1. 0	vs. Alabama
0	vs. Ole Miss
0	at Alabama
0	vs. Texas Tech
0	vs. Ole Miss
0	vs. Louisiana Normal
0	vs. Auburn
0	vs. Texas
0	vs. Florida

FEWEST YARDS ALLOWED PER GAME

SEASON	
1. 52.4	1959
2. 54.9	1937
3. 64.2	1955
4. 65.1	1941
5. 67.4	1946

MOST INTERCEPTIONS

GAME	
1. 8	vs. Villanova

SEASON

SEASON	
1. 27	1984
27	1986
3. 25	1953
25	1970
5. 23	1945
23	1946
23	1951
23	2007

MOST INTERCEPTIONS

RETURNED FOR TOUCHDOWNS

GAME	
1. 3	vs. Arkansas State

SEASON

SEASON	
1. 4	1991

MOST DEFENSIVE TOUCHDOWNS

GAME	
1. 3	vs. Arkansas State

SEASON

SEASON	
1. 7	2003

MOST SACKS

GAME	
1. 9	at Tulane
2. 8	vs. Louisville
3. 7	vs. South Carolina
7	at South Carolina
7	Alabama
7	vs. Notre Dame
7	Louisiana-Lafayette
7	at Alabama
7	Sam Houston State

SEASON

SEASON	
1. 44 (14 games)	2003
2. 41 (12 games)	1995
3. 40 (11 games)	1994
4. 39 (14 games)	2011
39 (13 games)	2006
6. 38 (13 games)	2005
38 (12 games)	1997
8. 37 (14 games)	2007
37 (12 games)	2004
10. 36 (12 games)	2016

Scoring Defense

FEWEST POINTS ALLOWED

GAME	
1. 0	vs. many opponents
	Last: vs. Southeastern La,

SEASON

SEASON	
1. 27	1937
27	1933
3. 29	1959
4. 33	1936
5. 34	1962

FEWEST POINTS ALLOWED PER GAME

SEASON	
1. 2.7	1937

FEWEST TOUCHDOWNS ALLOWED

SEASON	
1. 3	1959

MOST SHUTOUTS

SEASON	
1. 6	1937
6	1933
6	1962
4. 5	5 times (1961, '59, '38, '36, '35)

*- Denotes bowl game

LSU Record Book - Yearly Offensive Stats

	G	PLAYS	YDS	YPG	RUSHING				ATT	PASSING							
					RUSH	YDS	YPG	TDS		COMP.	YDS	YPG	COMP%	TDS	INTS.	POINTS	PPG
2019	13	925	7,206	554.3	449	2,177	167.5	29	476	363	5,029	386.8	76.3	49	7	621	47.8
2018	13	950	5,227	402.1	563	2,257	173.6	29	387	224	2,970	228.5	57.8	17	5	421	32.4
2017	13	863	5,344	411.1	563	2,699	207.6	25	300	179	2,645	203.5	60.0	17	4	354	27.2
2016	12	757	5,077	423.1	459	2,796	233.0	30	298	174	2,281	190.1	58.4	12	7	340	28.3
2015	12	783	5,247	437.2	505	3,082	256.8	36	278	149	2,165	180.4	53.6	13	6	394	32.8
2014	13	897	5,037	387.5	621	2,919	224.5	25	276	138	2,118	162.9	50.0	17	9	359	27.6
2013	13	849	5,893	453.3	523	2,630	202.3	37	326	205	3,263	251.0	62.9	23	9	465	35.8
2012	13	883	4,865	374.2	527	2,258	173.7	29	356	208	2,607	200.5	58.4	12	7	387	29.8
2011	14	870	4,971	355.1	591	2,836	202.6	35	279	173	2,135	152.5	62.0	21	5	500	35.7
2010	13	839	4,437	341.3	538	2,414	185.7	29	301	173	2,023	155.6	57.4	10	11	386	29.7
2009	13	771	3,959	304.5	435	1,596	122.8	15	336	198	2,363	181.8	58.9	19	8	323	24.8
2008	13	886	4,785	368.1	495	2,168	166.8	27	391	206	2,617	201.3	52.7	21	18	402	30.9
2007	14	1,054	6,152	439.4	612	2,998	214.1	35	442	256	3,154	225.3	57.9	29	13	541	38.6
2006	13	818	5,427	417.5	450	2,155	165.8	25	368	245	3,272	251.7	66.6	30	9	438	33.7
2005	13	869	4,863	374.1	509	1,951	150.1	21	360	216	2,912	224.0	60.0	22	10	383	29.5
2004	12	825	4,747	395.6	506	2,326	193.8	20	319	179	2,421	201.8	56.1	19	10	344	28.7
2003	14	994	5,857	418.4	593	2,600	185.7	24	401	255	3,257	201.8	63.6	28	14	475	33.9
2002	13	883	4,550	350.0	558	2,560	196.9	19	325	155	1,990	153.1	47.7	16	8	323	24.8
2001	12	862	5,418	451.5	451	1,840	153.3	28	411	238	3,578	298.2	57.9	18	12	371	30.9
2000	11	746	4,140	376.4	393	1,442	131.1	13	353	183	2,698	245.3	51.8	24	16	292	26.5
1999	11	713	3,319	301.7	308	907	82.5	13	405	200	2,412	219.3	49.4	11	25	223	20.3
1998	11	740	4,231	384.6	432	1,853	168.5	23	348	188	2,378	216.2	54.0	18	9	337	30.6
1997	11	746	4,517	410.6	521	2,823	256.6	34	225	137	1,694	154.0	60.9	11	7	346	31.5
1996	11	737	4,399	399.9	488	2,322	211.1	33	249	131	2,077	188.8	52.6	8	11	325	29.5
1995	11	727	3,924	356.7	410	1,635	148.6	18	317	175	2,289	208.1	55.2	14	8	279	25.4
1994	11	753	3,791	344.6	418	1,756	159.6	13	335	175	2,426	220.5	52.2	17	21	270	24.6
1993	11	759	3,451	313.7	418	1,449	131.7	12	341	161	2,002	182.0	47.2	9	16	190	17.3
1992	11	696	3,309	300.8	381	1,322	120.2	14	315	161	1,987	180.6	51.1	8	20	175	15.9
1991	11	711	3,561	323.7	396	1,710	155.5	10	315	174	2,147	195.2	55.2	14	13	248	22.6
1990	11	730	3,447	313.4	464	1,982	180.2	10	266	133	1,755	159.5	50.0	10	6	183	16.6
1989	11	728	4,293	390.3	401	1,454	132.2	10	327	188	2,839	258.1	57.5	26	12	295	26.8
1988	11	764	3,796	345.1	425	1,581	143.7	9	339	182	2,439	221.7	53.7	14	12	239	21.7
1987	11	747	4,843	440.3	436	2,289	208.1	24	311	187	2,554	232.2	60.1	18	10	335	30.5
1986	11	800	4,544	413.1	465	2,110	191.8	11	335	207	2,623	238.5	61.8	21	12	291	26.5
1985	11	882	4,284	389.5	516	2,405	218.6	22	366	220	2,267	206.1	60.1	6	10	220	20.0
1984	11	821	4,243	385.7	497	1,984	180.4	24	324	183	2,259	205.4	56.5	12	14	305	27.7
1983	11	788	4,129	375.4	448	1,583	143.9	22	340	194	2,546	231.5	57.1	7	18	251	22.8
1982	11	839	4,544	413.1	584	2,526	229.6	26	255	162	2,018	183.5	63.5	21	8	365	33.2
1981	11	763	3,403	309.4	496	1,493	135.7	26	267	163	1,910	173.6	61.0	6	12	169	15.4
1980	11	743	3,185	289.5	564	1,952	177.5	19	179	99	1,233	112.1	55.3	9	7	213	19.4
1979	11	791	3,919	356.3	496	1,858	168.9	26	295	137	2,061	187.4	46.4	7	14	241	21.9
1978	11	837	4,127	375.2	613	2,678	243.5	25	224	111	1,449	131.7	49.6	5	11	264	24.0
1977	11	872	4,542	412.9	674	3,352	304.7	35	198	85	1,190	108.2	42.9	12	6	375	34.1
1976	11	840	3,972	361.1	663	3,041	276.5	29	177	72	931	84.6	40.7	3	10	255	23.2
1975	11	771	3,001	272.8	575	1,935	175.9	15	196	83	1,066	96.9	42.3	4	17	159	14.5
1974	11	799	3,438	312.5	655	2,525	229.5	23	144	59	913	83.0	41.0	2	7	202	18.4
1973	11	818	3,832	348.4	675	2,622	238.4	21	143	76	1,210	110.0	53.1	9	13	258	23.5
1972	11	856	3,942	358.4	609	2,241	203.7	11	247	125	1,701	154.6	50.6	17	12	235	21.4
1971	11	832	4,263	387.5	590	2,501	227.4	21	242	123	1,762	160.2	50.8	20	11	320	29.1
1970	11	840	3,738	339.8	599	1,702	154.7	21	241	126	2,036	185.1	52.3	11	14	277	25.2
1969	10	860	4,089	408.9	591	2,202	220.2	30	269	139	1,887	188.7	51.7	14	13	349	34.9
1968	10	796	3,507	350.7	567	1,962	196.2	19	229	121	1,545	154.5	52.8	6	13	190	19.0
1967	10	741	3,605	360.5	554	2,361	236.1	27	187	95	1,244	124.4	50.8	6	9	248	24.8
1966	10	669	2,466	246.6	537	1,859	185.9	11	132	56	607	60.7	42.4	4	9	135	13.5
1965	10	645	3,073	307.3	497	2,077	207.7	23	148	73	996	99.6	49.3	8	9	251	25.1
1964	10	665	2,639	263.9	483	1,694	169.4	4	182	86	945	94.5	47.3	5	11	115	11.5
1963	10	612	2,499	249.9	518	2,087	208.7	16	94	42	412	41.2	44.7	2	8	135	13.5
1962	10	644	2,679	267.9	536	1,960	196.0	16	108	40	719	71.9	37.0	3	4	162	16.2
1961	10	636	2,900	290.0	516	2,196	219.6	23	120	52	704	70.4	43.3	4	6	234	23.4
1960	10	608	2,429	242.9	484	1,709	170.9	9	124	57	720	72.0	46.0	4	9	105	10.5
1959	10	641	2,600	260.0	510	1,866	186.6	15	131	59	734	73.4	45.0	8	9	164	16.4
1958	10	583	2,787	278.7	441	1,965	196.5	28	142	62	822	82.2	43.7	11	8	275	27.5
1957	10	570	2,447	244.7	477	1,936	193.6	16	93	34	511	51.1	36.6	3	8	159	15.9
1956	10	653	2,533	253.3	505	1,803	180.3	11	148	54	730	73.0	36.5	3	19	104	10.4
1955	10	655	2,516	251.6	491	1,670	167.0	9	164	65	846	84.6	39.6	8	18	139	13.9
1954	11	654	2,547	231.5	507	1,803	163.9	14	147	54	744	67.6	36.7	5	20	125	11.4
1953	11	693	2,933	266.6	518	2,059	187.2	21	175	77	874	79.5	44.0	5	14	194	17.6
1952	10	614	2,681	268.1	436	1,827	182.7	17	178	76	854	85.4	42.7	4	13	148	14.8
1951	11	794	2,962	269.3	602	1,977	179.7	15	192	79	985	89.5	41.1	2	19	128	11.6
1950	11	690	2,866	260.5	518	1,981	180.1	16	172	62	885	80.5	36.0	7	12	168	15.3

NOTE: Bowl games are not included in stats until 2002.

BOLD: Indicates school record

LSU Record Book - Yearly Defensive Stats

				RUSHING						PASSING						
	G	PLAYS	YDS	YPG	YDS	YPG	TDS	ATT	COMP.	YDS	YPG	COMP%	TDS	INTS.	POINTS	PPG
2019	13	881	4,437	341.3	1,555	119.6	12	450	230	2,882	221.7	51.1	20	16	275	21.2
2018	13	915	4,403	338.7	1,802	138.6	15	449	223	2,601	200.1	49.6	18	17	283	21.8
2017	13	811	4,108	316.0	1,669	128.4	16	202	378	2,439	187.6	53.4	11	12	246	18.9
2016	12	793	3,773	314.4	1,407	117.2	7	364	194	2,366	197.2	53.3	9	9	189	15.8
2015	12	806	4,166	347.2	1,475	122.9	14	419	236	2,691	224.2	56.3	22	10	291	24.2
2014	13	845	4,119	316.8	1,985	152.6	16	385	199	2,134	164.2	51.7	10	10	228	17.5
2013	13	872	4,429	340.7	1,862	143.2	15	398	223	2,567	197.5	56.0	15	11	286	22.0
2012	13	897	3,999	307.6	1,321	101.6	14	457	254	2,678	206.0	55.6	15	18	228	17.5
2011	14	897	3,661	261.5	1,261	90.1	7	437	229	2,400	171.4	52.4	7	18	158	11.3
2010	13	822	3,993	307.2	1,785	137.3	15	344	196	2,208	169.8	56.9	15	19	237	18.2
2009	13	910	4,259	327.6	1,734	133.4	6	416	222	2,525	194.2	53.4	13	13	211	16.2
2008	13	846	4,232	325.5	1,432	110.2	17	425	227	2,800	215.4	53.4	15	8	314	24.2
2007	14	915	4,043	288.8	1,485	106.1	14	451	212	2,558	182.7	47.0	19	23	279	19.9
2006	13	764	3,156	242.8	1,262	97.1	7	364	172	1,894	145.7	47.3	11	16	164	12.6
2005	13	833	3,469	266.8	1,190	91.5	8	431	204	2,279	175.3	47.3	12	10	185	14.2
2004	12	743	3,083	256.9	1,197	99.8	7	333	160	1,886	157.2	48.0	16	14	205	17.1
2003	14	877	3,528	252.0	938	67.0	5	477	213	2,590	185.0	44.7	12	21	154	11.0
2002	13	825	3,728	286.8	1,743	134.1	16	361	163	1,985	152.7	45.1	13	17	238	18.3
2001	12	832	4,752	396.0	1,399	116.6	9	457	261	3,353	279.4	57.1	25	18	268	22.3
2000	11	788	3,861	351.0	1,483	134.8	9	401	220	2,378	216.2	54.9	15	9	221	20.1
1999	11	800	3,840	349.1	1,675	152.3	18	200	188	2,165	196.8	94.0	11	17	259	23.5
1998	11	760	4,496	408.7	1,462	132.9	12	339	213	3,034	275.8	62.8	23	9	279	25.4
1997	11	788	3,821	347.4	1,274	115.8	13	404	203	2,547	231.5	50.2	11	14	179	16.3
1996	11	740	3,533	321.2	1,686	153.3	16	306	150	1,847	167.9	49.0	9	10	203	18.5
1995	11	789	3,398	308.9	1,491	135.5	11	343	158	1,907	173.4	46.1	8	13	160	14.6
1994	11	711	3,211	291.9	1,874	170.4	14	299	162	1,746	158.7	54.2	9	15	271	24.6
1993	11	734	4,353	395.7	2,149	195.4	20	300	176	2,204	200.4	58.7	20	13	308	28.0
1992	11	830	4,110	373.6	2,332	212.0	21	279	149	1,778	161.6	53.4	8	11	261	23.7
1991	11	789	4,229	384.5	2,676	243.3	22	241	125	1,782	162.0	51.9	11	11	263	23.9
1990	11	755	3,739	339.9	2,528	229.8	20	244	122	1,395	126.8	50.0	8	19	238	21.6
1989	11	800	4,172	379.3	2,166	196.9	23	296	173	2,006	182.4	58.4	5	14	252	22.9
1988	11	729	3,216	292.4	1,463	133.0	9	339	168	1,956	177.8	49.6	6	15	181	16.5
1987	11	749	3,530	320.9	1,726	156.9	8	310	169	1,804	164.0	54.5	9	11	171	15.5
1986	11	748	3,528	320.7	1,672	152.0	8	320	181	2,112	192.0	56.6	9	26	155	14.1
1985	11	751	3,336	303.3	1,428	129.8	6	363	185	2,158	196.2	51.0	6	20	113	10.3
1984	11	842	3,812	346.5	1,771	161.0	12	359	178	2,041	185.5	49.6	7	27	198	18.0
1983	11	751	3,589	326.3	1,863	169.4	19	262	145	1,726	156.9	55.3	11	16	253	23.0
1982	11	704	2,707	246.1	1,004	91.3	6	298	157	1,703	154.8	52.7	12	13	170	15.5
1981	11	762	3,698	336.2	2,096	190.5	26	201	105	1,602	145.6	52.2	16	11	272	24.7
1980	11	763	3,067	278.8	1,925	175.0	16	226	91	1,142	103.8	40.3	7	15	193	17.5
1979	11	793	3,336	303.3	1,784	162.2	7	265	120	1,552	141.1	45.3	10	14	141	12.8
1978	11	749	3,122	283.8	1,570	142.7	9	257	114	1,552	141.1	44.4	8	20	173	15.7
1977	11	735	3,504	318.5	2,024	184.0	15	231	105	1,480	134.5	45.5	7	15	196	17.8
1976	11	702	2,564	233.1	1,568	142.5	11	198	82	996	90.5	41.4	6	13	149	13.5
1975	11	771	3,121	283.7	1,919	174.5	13	213	89	1,202	109.3	41.8	10	13	202	18.4
1974	11	728	2,934	266.7	1,960	178.2	13	173	75	974	88.5	43.4	5	6	168	15.3
1973	11	662	3,021	274.6	1,554	141.3	10	202	91	1,467	133.4	45.0	9	14	153	13.9
1972	11	674	2,853	259.4	1,561	141.9	9	212	91	1,292	117.5	42.9	3	15	121	11.0
1971	11	695	2,798	254.4	1,690	153.6	12	223	101	1,108	100.7	45.3	4	17	138	12.5
1970	11	746	2,689	244.5	574	52.2	2	390	187	2,115	192.3	47.9	8	25	96	8.7
1969	10	714	2,802	280.2	906	90.6	5	361	166	1,896	189.6	46.0	8	18	91	9.1
1968	10	693	2,779	277.9	1,096	109.6	6	292	134	1,683	168.3	45.9	10	13	144	14.4
1967	10	683	2,777	277.7	1,460	146.0	8	224	109	1,317	131.7	48.7	6	10	114	11.4
1966	10	611	2,306	230.6	1,077	107.7	8	213	105	1,229	122.9	49.3	6	11	124	12.4
1965	10	628	2,452	245.2	997	99.7	12	255	126	1,455	145.5	49.4	8	16	157	15.7
1964	10	532	1,757	175.7	1,068	106.8	6	142	61	689	68.9	43.0	2	9	79	7.9
1963	10	575	2,163	216.3	1,013	101.3	-	171	91	1,150	115.0	53.2	-	9	98	9.8
1962	10	579	2,062	206.2	832	83.2	-	230	114	1,230	123.0	49.6	-	14	34	3.4
1961	10	564	1,703	170.3	794	79.4	-	178	81	909	90.9	45.5	-	18	50	5.0
1960	10	581	1,979	197.9	1,199	119.9	-	147	62	780	78.0	42.2	-	17	50	5.0
1959	10	625	1,432	143.2	908	90.8	-	169	56	524	52.4	33.1	-	13	29	2.9
1958	10	623	1,914	191.4	1,131	113.1	5	163	69	783	78.3	42.3	3	16	54	5.4
1957	10	654	2,726	272.6	1,876	187.6	11	123	67	850	85.0	54.5	5	14	110	11.0
1956	10	583	2,414	241.4	1,773	177.3	11	103	40	648	64.1	38.8	8	7	149	14.9
1952	10	731	3,108	310.8	1,910	191.0	18	225	85	1,198	119.8	37.8	10	22	214	21.4

NOTE: Bowl games are not included in stats until 2002.

BOLD: Indicates school record

2019 NUMERICAL ROSTER

NO.	NAME	POS.	HT.	WT.	CL./EXP.	HOMETOWN (HS/PREVIOUS SCHOOL)
1*	Ja'Marr Chase	WR	6-1	200	So.-1L	Metairie, La. (Rummel HS)
1*	Kristian Fulton	CB	6-0	200	Sr.-1L	Metairie, La. (Rummel HS)
2	Justin Jefferson	WR	6-3	192	Jr.-2L	St. Rose, La. (Destrehan HS)
3*	AJ Aycock	QB	6-5	212	Fr.-RS	Jonesboro, Ark. (Academies at Jonesboro HS)
3*	Tyrion Davis-Price	RB	6-1	226	Fr.-HS	Baton Rouge, La. (Southern Lab HS)
3*	JaCoby Stevens	S	6-2	225	Jr.-2L	Murfreesboro, Tenn. (Oakland HS)
4*	John Emery Jr.	RB	6-0	203	Fr.-HS	St. Rose, La. (Destrehan HS)
4*	Todd Harris Jr.	S	5-11	190	Jr.-2L	Maringouin, La. (Plaquemine HS)
5*	Devonta Lee	WR	6-1	223	Fr.-HS	Fluker, La. (Amite HS)
5*	Kary Vincent Jr.	CB	5-10	185	Jr.-2L	Houston, Texas (Port Arthur Memorial HS)
6*	Terrace Marshall Jr.	WR	6-4	200	So.-1L	Bossier City, La. (Parkway HS)
6*	Jacob Phillips	LB	6-4	233	Jr.-2L	Nashville, Tenn. (East Nashville HS)
7	Grant Delpit	S	6-3	203	Jr.-2L	Houston, Texas (IMG Academy)
8*	Peter Parrish	QB	6-1	190	Fr.-HS	Phenix City, Ala. (Central HS)
8*	Patrick Queen	LB	6-1	227	Jr.-2L	Ventress, La. (Livonia HS)
9*	Marcel Brooks	OLB	6-2	194	Fr.-HS	Fort Worth, Texas (Marcus HS)
9*	Joe Burrow	QB	6-4	216	Sr.-1L	Athens, Ohio (Athens HS/Ohio State)
10	Stephen Sullivan	TE	6-5	242	Sr.-3L	Donaldsonville, La. (Donaldsonville HS)
11	Eric Monroe	S	6-1	208	Jr.-1L	Houston, Texas (North Shore HS)
12*	Walker Kinney	QB	6-2	218	Fr.-HS	Stilwell, Kan. (Blue Valley HS)
12*	Donte Starks	LB	6-1	217	Fr.-HS	Marrero, La. (John Ehret HS)
13	Jontre Kirklin	WR	6-0	185	Jr.-2L	Lutcher, La. (Lutcher HS)
14*	Mo Hampton Jr.	DB	6-0	214	Fr.-HS	Memphis, Tenn. (University HS)
14*	John Gordon McKernan	QB	6-2	186	Fr.-HS	Baton Rouge, La. (University HS)
15	Myles Brennan	QB	6-4	207	So.-1L	Long Beach, Miss. (St. Stanislaus HS)
16	Jay Ward	CB	6-2	167	Fr.-HS	Moultrie, Ga. (Colquitt County HS)
17	Racey McMath	WR	6-3	221	Jr.-1L	New Orleans, La. (Edna Karr HS)
18	K'Lavon Chaisson	OLB	6-4	250	So.-1L	Houston, Texas (North Shore HS)
19	Derrick Dillon	WR	5-11	186	Sr.-3L	Franklinton, La. (Pine HS)
22*	Clyde Edwards-Helaire	RB	5-8	209	Jr.-2L	Baton Rouge, La. (Catholic HS)
22*	Zaven Fountain	S	6-3	171	Fr.-RS	Marrero, La. (John Ehret HS)
23*	Micah Baskerville	LB	6-1	228	So.-1L	Shreveport, La. (Evangel Christian Academy)
23*	Corren Norman	RB	5-9	191	Fr.-HS	Broussard, La. (Lafayette HS)
24*	Chris Curry	RB	6-0	215	Fr.-RS	Lehigh Acres, Fla. (Lehigh HS)
24*	Derek Stingley Jr.	CB	6-1	190	Fr.-HS	Baton Rouge, La. (Dunham School)
25*	Cordale Flott	CB	6-2	160	Fr.-HS	Saraland, Ala. (Saraland HS)
25*	Josh Williams	RB	5-10	192	Fr.-HS	Houston, Texas (The Kinkaid School)
29*	Alex Aucoin	WR	6-0	180	Fr.-RS	Baton Rouge, La. (Parkview Baptist HS)
29*	Raydarius Jones	CB	6-2	161	Fr.-HS	Horn Lake, Miss. (Horn Lake HS)
30*	Cade Comeaux	DB	6-0	178	Fr.-RS	New Orleans, La. (John Curtis HS)
30*	Jack Mashburn	TE	6-3	207	Fr.-HS	Covington, La. (St. Paul's HS)
31*	Cameron Lewis	S	6-2	197	Jr.-SQ	Monroe, La. (Wossman HS)
31*	Thomas McGoey	WR	6-0	187	Fr.-HS	Thibodaux, La. (E.D. White Catholic HS)
32	Avery Atkins	PK	5-11	217	So.-1L	Auburn, Ala. (Auburn HS)
33	Trey Palmer	WR	6-1	180	Fr.-HS	Kentwood, La. (Kentwood HS)
34*	Lloyd Cole	CB	6-0	200	Jr.-RS	Bossier City, La. (Parkway HS/Grambling)
34*	Connor Culp	PK	5-10	187	Jr.-1L	Phoenix, Ariz. (Desert Vista HS)
35	Damone Clark	LB	6-3	239	So.-1L	Baton Rouge, La. (Southern Lab HS)
36	Cade York	PK	6-2	189	Fr.-HS	McKinney, Texas (Prosper HS)
38	Zach Von Rosenberg	P	6-5	240	Jr.-2L	Zachary, La. (Zachary HS)
39	Mason Bruns	PK	5-10	167	Fr.-HS	Fort Walton Beach, Fla. (Choctawhatchee HS)
41	Carlton Smith	LB	6-3	243	So.-SQ	Houston, Texas (Lamar HS)
42*	Hunter Faust	LB	6-1	232	Fr.-RS	New Orleans, La. (Jesuit HS)
42*	Aaron Moffitt	TE	6-2	252	So.-SQ	Baton Rouge, La. (Catholic HS)
43*	Preston Stafford	PK	5-11	164	Fr.-RS	Pontotoc, Miss. (Catholic HS)
43*	Ray Thornton	OLB	6-3	227	Jr.-2L	Killeen, Texas (Shoemaker HS)
44*	Tory Carter	FB	6-1	250	Jr.-2L	Valdosta, Ga. (Lee County HS)
44*	Dylan Thompson	OLB	6-1	258	Fr.-HS	Irving, Texas (Ranchview HS)
45*	Michael Divinity Jr.	OLB	6-2	241	Sr.-3L	Marrero, La. (John Ehret HS)
45*	Stephen King	TE	6-6	228	Fr.-RS	Alexandria, Va. (Hayfield Secondary School)
46	Andre Anthony	OLB	6-4	250	Jr.-1L	New Orleans, La. (Edna Karr HS)
47*	Nelson Jenkins III	DL	6-4	286	Fr.-RS	Maringouin, La. (Plaquemine HS)
47*	Quentin Skinner	SNP	6-0	253	Fr.-HS	Buford, Ga. (Buford HS)
48	Blake Ferguson	SNP	6-3	235	Sr.-3L	Smyrna, Ga. (Buford HS)
49*	Jansen Mayea	TE	6-3	239	Fr.-RS	New Iberia, La. (Westgate HS)
49*	Travez Moore	OLB	6-4	246	Jr.-RS	Bastrop, La. (Bastrop HS/Copiah-Lincoln CC)
51	Dare Rosenthal	OT	6-7	314	Fr.-RS	Ferriday, La. (Ferriday HS)
52	Tayte Langley	LB	6-3	245	Fr.-HS	Iota, La. (Iota HS)
53	Soni Fonua	OLB	6-3	274	Jr.-JC	Salt Lake City, Utah (East HS/Mesa CC)
54	Aaron Benfield	LB	6-2	230	Fr.-HS	Thibodaux, La. (E.D. White Catholic HS)

ALPHABETICAL ROSTER

No.	Name	Pos.
46	Andre Anthony	OLB
32	Avery Atkins	PK
29*	Alex Aucoin	WR
3*	AJ Aycock	QB
23*	Micah Baskerville	LB
54	Aaron Benfield	LB
75	Anthony Bradford	OL
15	Myles Brennan	QB
9*	Marcel Brooks	OLB
89	Colby Brunet	WR
39	Mason Bruns	PK
9*	Joe Burrow	QB
71	Donavaughn Campbell	OL
44	Tory Carter	FB
18	K'Lavon Chaisson	OLB
77	Saahdiq Charles	OT
1*	Ja'Marr Chase	WR
55	Jarell Cherry	DE
35	Damone Clark	LB
34*	Lloyd Cole	CB
30*	Cade Comeaux	DB
34*	Connor Culp	PK
24*	Chris Curry	RB
79	Lloyd Cushenberry III	C
3*	Tyrion Davis-Price	RB
76	Austin Deculus	OT
7	Grant Delpit	S
19	Derrick Dillon	WR
45*	Michael Divinity Jr.	LB
26	Keenen Dunn	RB
22*	Clyde Edwards-Helaire	RB
4*	John Emery Jr.	RB
94	Joseph Evans	NT
92	Neil Farrell Jr.	DE
42*	Hunter Faust	LB
91	Breiden Fehoko	DE
48	Blake Ferguson	SNP
25*	Cordale Flott	CB
53	Soni Fonua	OLB
22*	Zaven Fountain	S
87	Evan Francioni	WR
1*	Kristian Fulton	CB
14*	Mo Hampton Jr.	DB
64	Austin Harden	OL
4*	Todd Harris Jr.	S
57	Chasen Hines	OG
82	Brandon Hubicz	TE
62	Siaki Ika	NT
70	Ed Ingram	OG
2	Justin Jefferson	WR
83	Jaray Jenkins	WR
47*	Nelson Jenkins III	DL
29*	Raydarius Jones	CB
45	Stephen King	TE
12*	Walker Kinney	QB
13	Jontre Kirklin	WR
52	Tayte Langley	LB
90	Rashard Lawrence	DE
5*	Devonta Lee	WR
31*	Cameron Lewis	S
68	Damien Lewis	OG
59	Desmond Little	OLB
97	Glen Logan	DE
73	Adrian Magee	OL
6*	Terrace Marshall Jr.	WR
86	Michael Martin	WR
30*	Jack Mashburn	TE
49	Jansen Mayea	TE
31*	Thomas McGoey	WR

55	Jarell Cherry	DE	6-3	264	Fr.-RS	Dallas, Texas (Carter HS)
57	Chasen Hines	OG	6-3	336	So.-1L	Marshall, Texas (Marshall HS)
58*	Jared Small	LB	6-0	213	So.-SQ	Baton Rouge, La. (Catholic HS)
58*	Kardell Thomas	OL	6-3	329	Fr.-HS	Baton Rouge, La. (Southern Lab HS)
59	Desmond Little	OLB	6-5	210	Fr.-HS	Prichard, Ala. (Vigor HS)
61	Cameron Wire	OT	6-6	300	Fr.-RS	Gonzales, La. (East Ascension HS)
62	Siaki Ika	NT	6-4	354	Fr.-HS	Salt Lake City, Utah (East HS)
63	Michael Smith	OL	6-2	325	Jr.-SQ	Killeen, Texas (Ellison HS)
64	Austin Harden	OL	6-1	310	Fr.-HS	Patterson, La. (Patterson HS)
65	Jakori Savage	OL	6-6	294	Jr.-2L	Bay Minette, Ala. (Baldwin County HS)
68	Damien Lewis	OG	6-3	332	Sr.-1L	Canton, Miss. (Canton HS/NW Mississippi CC)
69	Charles Turner	OL	6-4	266	Fr.-HS	Canton, Ohio (IMG Academy)
70	Ed Ingram	OG	6-4	295	So.-1L	DeSoto, Texas (DeSoto HS)
71	Donavaughn Campbell	OL	6-5	360	Jr.-1L	Ponchatoula, La. (Ponchatoula HS)
72	Tyler Shelvin	NT	6-3	346	So.-1L	Lafayette, La. (Notre Dame HS)
73	Adrian Magee	OT/OG	6-4	343	Sr.-3L	Franklinton, La. (Franklinton HS)
74	Badara Traore	OT	6-7	320	Sr.-1L	Boston, Mass. (Matignon HS/ASA College)
75	Anthony Bradford	OL	6-7	355	Fr.-HS	Muskegon, Mich. (Muskegon HS)
76	Austin Deculus	OT	6-7	322	Jr.-2L	Mamou, La. (Cy-Fair HS)
77	Saahdiq Charles	OT	6-4	295	Jr.-2L	Jackson, Miss. (Madison-Ridgeland Academy)
78	Thomas Perry	OL	6-6	341	Fr.-HS	Lafayette, La. (Teurlings Catholic HS)
79	Lloyd Cushenberry III	C	6-4	315	Jr.-2L	Carville, La. (Dutchtown HS)
80	Jamal Pettigrew	TE	6-6	258	Jr.-1L	New Orleans, La. (Saint Augustine HS)
81	Thaddeus Moss	TE	6-3	249	Jr.-SQ	Charlotte, N.C. (Mallard Creek HS/NC State)
82	Brandon Hubicz	TE	6-2	197	Fr.-HS	Baton Rouge, La. (Catholic HS)
83	Jaray Jenkins	WR	6-4	195	Fr.-RS	Jena, La. (Jena HS)
84	TK McLendon	TE	6-5	263	Jr.-JC	Soperton, Ga. (Treulton HS/Copiah-Lincoln CC)
85	Ray Parker	DE	6-5	233	Fr.-HS	Ruston, La. (Ruston HS)
86	Michael Martin	WR	5-9	174	Fr.-RS	Weslaco, Texas (University HS)
87	Evan Francioni	WR	6-0	194	Fr.-RS	River Ridge, La. (Archbishop Rummel HS/UNO)
89	Colby Brunet	WR	6-0	194	Jr.-1L	Metairie, La. (Archbishop Rummel HS)
90	Rashard Lawrence	DE	6-2	308	Sr.-3L	Monroe, La. (Neville HS)
91	Breiden Fehoko	DE	6-2	291	Sr.-1L	Honolulu, Hawaii (Farrington HS/Texas Tech)
92	Neil Farrell Jr.	DE	6-4	298	Jr.-2L	Mobile, Ala. (Murphy HS)
93	Justin Thomas	DE	6-5	256	Jr.-1L	Daphne, Ala. (Spanish Fort HS)
94	Joseph Evans	NT	6-2	288	Fr.-HS	Haynesville, La. (Haynesville HS)
97	Glen Logan	DE	6-4	309	Jr.-2L	Kenner, La. (Destrehan HS)

Pronunciation Guide

#	Name	Pronunciation	#	Name
89	Colby Brunet	Brew-nay	91	Breiden Fehoko
18	K'Lavon Chaisson	K-luh-von		
		Chase-on	53	Soni Funua
77	Saahdiq Charles	Sah-deek		
55	Jarell Cherry	juh-Rell	57	Chasen Hines
35	Damone Clark	duh-Moan	62	Siaki Ika
3	Tyrion Davis-Price	Ty-ree-un		
76	Austin Deculus	Deck-you-luss	83	Jaray Jenkins
22	Clyde Edwards-Helaire	E-lair	29	Raydarius Jones
92	Neil Farrell Jr.	Fair-ull	13	Jontre Kirklin
			90	Rashard Lawrence

Pronunciation	#	Name	Pronunciation
Bray-den	5	Devonta Lee	duh-VON-tay
fuh-Ho-ko	39	Jansen Mayea	My-yay
So-nee	17	Racey McMath	Race-ee
Fuh-new-uh	49	Travez Moore	Truh-vez
Chase-in	51	Dare Rosenthal	Dare (rhymes with "care")
see-Ah-key			Juh-core-ee
Eye-kuh	65	Jakori Savage	stuh-Fahn
juh-Ray	10	Stephen Sullivan	buh-Dah-ruh
Ray-dare-ee-us	74	Badora Traore	Tray-or
Jon-tray			
Ruh-shard			
COACHES			
		Dave Aranda	uh-Ran-duh

14*	John Gordon McKernan	QB
84	TK McLendon	TE
17	Racey McMath	WR
42*	Aaron Moffitt	TE
11	Eric Monroe	S
49	Travez Moore	DE
81	Thaddeus Moss	TE
23*	Corren Norman	RB
33	Trey Palmer	WR
85	Ray Parker	TE
8*	Peter Parrish	QB
78	Thomas Perry	OL
80	Jamal Pettigrew	TE
6*	Jacob Phillips	LB
8*	Patrick Queen	LB
51	Dare Rosenthal	OT
65	Jakori Savage	OL
72	Tyler Shelvin	NT
47*	Quentin Skinner	SNP
58	Jared Small	LB
41	Carlton Smith	LB
63	Michael Smith	OL
43*	Preston Stafford	PK
12*	Donte Starks	LB
3*	JaCoby Stevens	S
24*	Derek Stingley Jr.	CB
10	Stephen Sullivan	TE
93	Justin Thomas	DE
58	Kardell Thomas	OL
43*	Ray Thornton	OLB
74	Badara Traore	OT
69	Charles Turner	OL
5*	Kary Vincent Jr.	CB
38	Zach Von Rosenberg	P
16	Jay Ward	CB
25*	Josh Williams	RB
61	Cameron Wire	OT
36	Cade York	PK

* denotes duplicate number

Listen to all pronunciations on the roster page at LSUsports.net/football