



GEORGIA FOOTBALL

13 SEC Titles: 1942, 1946, 1948, 1959, 1966, 1968, 1976, 1980, 1981, 1982, 2002, 2005, 2017
Two Consensus National Championships: 1942, 1980

THE MATCHUP

UGA	2019 Avg.	LSU
32.9	Scoring Offense	48.7
10.4	Scoring Defense	22.1
+2	Turnover Margin	+6
420.6	Total Offense	560.4
200.0	Rushing Offense	170.4
220.6	Passing Offense	390.0
11.4	Punt Returns	12.3
18.8	Kickoff Returns	20.9

DID YOU KNOW?

Georgia is making its third straight appearance in the SEC Championship Game and will be facing its third different opponent in the contest.

ON THE CALL

TELEVISION: CBS - Brad Nessler (PxP), Gary Danielson (analyst), Jamie Erdahl (sidelines)

NATIONAL RADIO: Westwood One - Ryan Radtke (PxP), Derek Rackley (analyst), Olivia Dekker (sidelines)

SEC RADIO: Dave Neal (PxP), Dave Archer (analyst), Steven Hartzell (sidelines)

LOCAL RADIO: Georgia Bulldog Sports Network (IMG) - Scott Howard (PxP), Eric Zeier (analyst), Chuck Dowdle (sideline)

SiriusXM RADIO/Internet: 138/191/962 (Georgia broadcast)

ONLINE: GTV on georgiadogs.com

SEC Replay: TBA

SID CONTACTS

GEORGIA - Claude Felton

(706) 542-1621; cfelton@sports.uga.edu

LSU - Michael Bonnette

(225) 578-8226; mbonnet@lsu.edu

2019 BULLDOG SCHEDULE

Aug. 31	@ *Vanderbilt (ESPN)	W, 30-6
Sept. 7	Murray State (ESPN2)	W, 63-17
Sept. 14	Arkansas St. (ESPN2)	W, 55-0
Sept. 21	#7 Notre Dame (CBS)	W, 23-17
Oct. 5	@ *Tennessee (ESPN)	W, 43-14
Oct. 12	*South Carolina (ESPN)	L, 20-17 2OT
Oct. 19	*Kentucky (ESPN)	W, 21-0
Nov. 2	vs. #6 *Florida (CBS)	W, 24-17
Nov. 9	*Missouri (ESPN)	W, 27-0
Nov. 16	@ #12 *Auburn (CBS)	W, 21-14
Nov. 23	#24 *Texas A&M (CBS)	W, 19-13
Nov. 30	@ Georgia Tech (ABC)	W, 52-7
Dec. 7	vs. #2 LSU (CBS)	4 p.m.

*SEC games; ^TIAA Bank Field (Jacksonville, Fla.);
\$SEC Championship Game - Mercedes-Benz (Atlanta, Ga.)

#4/#4/#4 **GEORGIA** (11-1, 7-1 SEC) vs. #2/#1/#1 **LSU** (12-0, 8-0 SEC)



Dec. 7, 2019, 4 p.m. - CBS
Mercedes-Benz (73,000)
Atlanta, Ga.

georgiadogs.com

LSU



Bulldogs Take Aim At 14th SEC Title

Fourth-ranked Georgia (11-1) looks to capture its 14th SEC title and second in the past three seasons when it meets LSU (12-0), ranked No. 2 in the CFP, Saturday in the SEC Championship Game in Atlanta. Georgia is 43-11 under Kirby Smart since 2016, including 33-3 the last three years in the regular season. The Bulldogs will be making their third consecutive appearance in the SEC Championship Game in Mercedes-Benz Stadium and will be facing their third different opponent from the Western Division. Sixth-ranked Georgia beat fourth-ranked Auburn 28-7 for the 2017 SEC crown. Top-ranked Alabama rallied past fourth-ranked Georgia 35-28 for the 2018 SEC title. Georgia's 13 conference titles rank second in the SEC. The Bulldogs are 3-4 all-time in SECCG, including 1-2 versus LSU. The Tigers lead the overall series 17-13-1.

Also, with a victory Saturday, Georgia would become just the fifth team in school history to register at least 12 wins in a season. The teams that have done it are: **1980:** 12-0 National Champions, Final Ranking #1; **2002:** 13-1, Final Ranking: #3; **2012:** 12-2, Final Ranking: #5; **2017:** 13-2, CFP National Finalist, Final Ranking: #2.

SEC Championship Game: Top-Rated Defense Faces Top-Rated Offense

Currently, Georgia leads the SEC and is second nationally in Scoring Defense, allowing just 10.4 points a game while LSU ranks first in the league and second nationally in Scoring Offense at 48.7 points per game. Georgia and Clemson are the only FBS teams not to allow more than 20 points in a game this season. Georgia was the first FBS team in at least the past 20 years to not allow a rushing TD through its first nine games. At No. 12 Auburn, the Tigers ended the streak in the fourth quarter. It is the lone rushing TD allowed by the Bulldogs this year.

Currently, Georgia is fifth in the SEC in Scoring Offense (32.9 ppg) while the Tigers are eighth in Scoring Defense at 22.1 ppg. Georgia leads the league and is fourth nationally in Total Defense (257.0 yards per game) while the Tigers are first in the league and second nationally in Total Offense (560.4 ypg). In Rushing Offense, Georgia is fifth in the SEC and the Tigers are sixth. LSU has the league's best Passing Offense and second nationally while the Bulldogs rank seventh in the league in that category. The Bulldogs lead the SEC and are second nationally in Rushing Defense (71.0 ypg) while the Tigers are fourth in the SEC. In Passing Defense, Georgia is fourth and LSU is ninth.

The Bulldogs have finished a season with the league's top scoring defense six times, most recently in 2002 when they won the SEC title. That year, Georgia gave up just 15.1 points a game. In 1968, Georgia led the SEC and NCAA in scoring defense at 9.8 points a game. In a season with 12+ games, Georgia's school record for Scoring Defense is 14.5 by the 2003 squad that won the SEC Eastern Division, went 11-3 and ended the year ranked # 7.

Bulldogs Versus Top 10 Teams In The Smart Era

Georgia is 7-3 against top 10 teams in the Kirby Smart era, including 2-0 this year. Two of the games so far have been on the road and six have come at neutral sites, including two victories in Jacksonville the last two years.

Nov. 12, 2016	NR Georgia d. #9 Auburn 13-7 in Athens
Nov. 11, 2017	#10 Auburn d. #2 Georgia 40-17 in Auburn
Dec. 2, 2017	#6 Georgia d. #4 Auburn 28-7 in Atlanta, SEC Championship Game
Jan. 1, 2018	#3 Georgia d. #2 Oklahoma 54-48 (2OT) in Pasadena, CFP Semifinal - Rose Bowl Game
Jan. 8, 2018	#4 Alabama d. #3 Georgia 26-23 (OT) in Atlanta, National Championship Game
Oct. 27, 2018	#7 Georgia d. #9 Florida 36-17 in Jacksonville
Nov. 3, 2018	#6 Georgia d. #9 Kentucky 34-17 in Lexington
Dec. 1, 2018	#1 Alabama d. #4 Georgia 35-28 in Atlanta, SEC Championship Game
Sept. 21, 2019	#3 Georgia d. #7 Notre Dame 23-17 in Athens
Nov. 2, 2019	#8 Georgia d. #6 Florida 24-17 in Jacksonville



Head Football Coach



When Georgia looked for a head coach after the 2015 season, the arrows pointed to Kirby Smart, longtime Alabama defensive coordinator and former UGA player and assistant. The 2017 *Associated Press* SEC Coach of the Year has not disappointed.

In his first year leading the Dogs in 2016, Georgia extended its school record to 20 consecutive bowl appearances and had five fourth-quarter comebacks including wins over No. 8 Auburn and No. 22 UNC.

In 2017, Smart directed UGA to a 13-2 record, an SEC title, a win at

The Rose Bowl Game during the CFP semifinal and a spot in the National Championship. He was named the **Maxwell Football Club's George Munger National Coach of the Year**. Before 2017, the Bulldogs last SEC title was 2005.

The 2018 season saw the Bulldogs go 11-3 and earn a second straight trip to the SEC Championship Game and a berth to the Sugar Bowl.

He has also made an immediate impact in recruiting, posting the nation's top-ranked class in 2018, the second-ranked class in 2019 and the third-ranked class in 2017. In addition to coaching, Smart oversees the Kirby Smart Family Foundation, which is focused on being champions in the community by supporting and giving back to needy children and families.

Smart officially came home to Georgia on Dec. 6, 2015. But he still had unfinished business at Alabama, which was chasing a national title. He juggled two jobs for a month until January 11, 2016, when the Tide won its fourth national championship in a seven-year span. Twelve hours later, he was at work in Athens.

Inside the Numbers Under Smart

Record (SEC)	43-11 (*26-9)
Home/Away/Neutral	22-4/14-3/7-4
Versus Ranked Teams (H/A/N)	5-1/4-3/5-4
Versus Top 10 Teams (H/A/N)	2-0/1-1/4-2
Day/Night	28-9/15-2
After Bye Week	4-1
SEC East/West/Non-Conf.	21-4/*5-5/17-2
Conference Record (H/A/*N)	11-3/11-3/*4-3
Score First/Opp. Scores First	35-6/7-6
Leading/Trailing/Tied at Half	37-3/6-7/0-1
Leading/Tr./Tied after 3rd Qtr	37-5/4-6/2-0
In Overtime	1-2
Scoring < 20 Pts./20+ Pts.	2-6/41-5
Allowing less than 20 Pts.	32-1
Allowing 20-29/30-39/40+ Pts.	10-5/0-3/2-2
Rushing for less than 100 yards	1-4
Rushing for over 100 yards	42-7
Rushing for 200+ yards	32-2
Passing for less than 100 yards	3-0
Passing for 300+ yards	5-1
Totaling less than 300 yards	3-3
400+ yards of Total Offense	29-4
Allowing less than 100 yds. rushing	21-1
Allowing less than 300 yds. Total Off.	27-3
Allowing 400+ yds. total offense	3-4
Having 100-yard rusher	23-2
Opp. have 100-yard rusher	3-2
No Turnovers / No Takeaways	13-3/8-5
In Aug./Sept./Oct./Nov./Dec./Jan.	1-0/16-1/8-5/15-2/2-1/1-2

*includes 2017 SECCG win; 2018 SECCG app., 2018 CFP Natl. Champ. App.

Top Ind. Single-Game Performances Under Smart

Rushing Yards: 222, Nick Chubb vs. #22 UNC (9/3/16)
Rushing TDs: 3, Sony Michel vs. UK (11/18/17); vs. #2 Oklahoma (1/1/18)
Longest Rush: 83-TD, D'Andre Swift @ #9 UK (11/3/18)
Passing Yards: 346, Jacob Eason vs. VU (10/15/16)
Passing TDs: 4, Jake Fromm vs. GT (x2) (11/25/18; 11/30/19)
Receiving TDs: 2, Isaiah McKenzie @ Missouri (9/17/16); Terry Godwin vs. Samford (9/16/17); Jeremiah Holloman vs. #9 Florida (10/27/18); Riley Ridley vs. GT (11/25/18); George Pickens vs. Missouri (11/9/19)
Longest Pass/TD Pass: 80-TD, Fromm to Mecole Hardman vs. BAMA (1/8/18)
Tackles: 13, Roquan Smith vs. GT (11/26/16); SECCG (12/2/17); CFPNC (1/1/18)
Sacks: 3, Trenton Thompson vs. TCU (12/30/16)
TFL: 3, Thompson vs. Nicholls (9/10/16)

13 Defense/Special Teams Scores

2016: Safety vs. #22 UNC; **Lorenzo Carter** 24-yd fumble recovery for TD vs. Nicholls; **Terry Godwin** 43-yd KOR for TD @ SC; **Maurice Smith** 34-yd INT return for TD vs. #8 AU; **Isaiah McKenzie** 82-yd PR for TD vs. ULL
2017: **J.R. Reed** 3-yd fumble recovery for TD vs. Florida
2018: **Juwan Taylor** 1-yd INT return for TD @ USC; **Mecole Hardman** 70-yd PR for TD vs. MTSU; **Tyson Campbell** 64-yd fumble recovery for TD & **Eric Stokes** 8-yd blocked punt for TD @ Missouri
2019: **J.R. Reed** 14-yd fumble recovery for TD vs. MSU; **Tae Crowder** 60-yd fumble recovery for TD @ UT; **Tyson Campbell** 0-yd fumble recovery for TD @ GT

Did You Know?

Kirby Smart is one of 11 head coaches at schools from Power 5 conferences that are coaching at their alma maters.

The complete list:

Paul Chryst (Wisconsin)
 Pat Fitzgerald (Northwestern)
 Scott Frost (Nebraska)
 Mike Gundy (Oklahoma State)
 Jim Harbaugh (Michigan)

*Barry Lunney Jr. (Arkansas - interim)
 David Shaw (Stanford)
Kirby Smart (GEORGIA)
 Jonathan Smith (Oregon State)
 Tom Allen (Indiana)
 *Odell Haggins (FSU - interim)

Seven Victories When Tied Or Trailing Late

Year	Opponent	Start of 4th Qtr.	Final
2016	%#22 UNC	Trailed 24-23	33-24
2016	@ Missouri	Trailed 27-21	28-27
2016	@ Kentucky	Trailed 21-16	27-24
2016	#8 Auburn	Tied 7-7	13-7
2016	^TCU	Trailed 23-21	31-23
2017	@ #24 Notre Dame	17-16, trailed 19-17 with 10:21 left	20-19
2018	\$ #2 Oklahoma	31-31, trailed 45-38 with 0:55 left	54-48 2ot

%Chick-fil-A Kickoff Classic; ^Liberty Bowl; \$Rose Bowl Game

Personal

Full Name: Kirby Paul Smart
Birthdate: December 23, 1975
Birthplace: Montgomery, Alabama
Family: Wife: Mary Beth; Children: twins Weston and Julia (2-8-08), and Andrew (5-25-12)
High School: Bainbridge (Ga.)
College: BBA Georgia '98; MS Florida State '03

Coaching Experience

1999	Georgia	Admin. Asst.
2000	Valdosta State	Defensive Backs
2001	Valdosta State	Def. Coord.
2002-03	Florida State	Grad. Assistant
2004	LSU	Defensive Backs
2005	Georgia	Running Backs
2006	Miami (NFL)	Safeties
2007	Alabama	Asst. HC/DBs

2008-13, '15	Alabama	Def. Coord./ILBs
2014	Alabama	Asst. HC/DC/Safeties
2016-curr.	Georgia	Head Coach

Playing Experience

Georgia (1995-98): Four-year letterman as defensive back. First team All-SEC in '98; 13 career interceptions; four-time member of SEC Academic Honor Roll.

The Kirby Smart Record

Year	W	L	Pct.	SEC
2016	8	5	.615	4-4
2017	13	2	.867	*8-2
2018	11	3	.786	*7-2
2019	11	1	.917	7-1
TOTAL	43	11	.796	*26-9

*includes 2017, 2018 SECCG, 2018 CFPNC

Quick Facts

*Advanced to 2017, 2018 and 2019 SECCG, making Georgia the first from the East to win at least three straight since 1996.
 *Clinched the 2018 SEC East title with the team's second straight 6-0 mark in the division.
 *2017 *Georgia Munger National Coach of the Year* finalist, leading UGA to a 13-2 record, a Rose Bowl Game victory and an appearance the CFP National Championship Game.
 *The Bulldogs' No. 2 AP ranking in 2017 was the team's top AP ranking since week three of the 2008 season when Georgia was No. 2.
 *Went 6-0 in the division in 2017 and 2018 for the first time since the SEC split into divisions in 1992.
 *Seven fourth-quarter comebacks, including wins over #8 AU ('16), #22 UNC in Atlanta ('16), @ #24 Notre Dame ('17), vs. #2 Oklahoma in 2018 Rose Bowl Game.
 *Led UGA to its first win over a ranked team in a season opener away from Sanford Stadium in school history.

GEORGIA RESULTS IN THE SMART ERA/2019 STAFF

2016 (8-5, 4-4 SEC)

Capt's: Maurice Smith (Def.); Nick Chubb,
Brandon Kublanow, Sony Michel (Off.)

9/3	33	#22 N. Carolina	24	Atlanta
9/10	26 Nicholls	24	Athens
9/17	28 Missouri	27	Columbia, MO
9/24	14#23 Ole Miss	45	Oxford, MS
10/1	31#11 Tennessee	34	Athens
10/9	28S. Carolina	14	Columbia, SC
10/15	16 Vanderbilt	17	Athens
10/29	10#14 Florida	24	Jax., FL
11/5	27 Kentucky	24	Lexington, KY
11/12	13 Auburn	7	Athens
11/19	35	UL Lafayette	21	Athens
11/26	27 Ga. Tech	28	Athens
AUTOZONE LIBERTY BOWL					
12/30	31 TCU	23	Memphis, TN

2017 (13-2, 7-1 SEC)

SEC CHAMPIONS

ROSE BOWL GAME CHAMPIONS

Capt's: Roquan Smith (Def.); Nick Chubb,
Sony Michel, Isaiah Wynn (Off.)

9/2	31 App. State	10	Athens
9/9	21	#24 Notre Dame	19	South Bend, IN
9/16	42 Samford	14	Athens
9/23	31	#17 Miss. State	3	Athens
9/30	41 Tennessee	0	Knoxville, TN
10/7	45 Vanderbilt	14	Nashville, TN
10/14	53 Missouri	14	Athens
10/28	42 Florida	7	Jax., FL
11/4	24 S. Carolina	10	Athens
11/11	17#10 Auburn	40	Auburn, AL
11/18	42 Kentucky	13	Athens
11/25	38	Georgia Tech	7	Atlanta
SEC CHAMPIONSHIP GAME					
12/2	28 #4 Auburn	7	Atlanta
CFP Semifinal: ROSE BOWL GAME					
1/1/18	54	#2 Oklahoma (2OT)	48	Pasadena, CA
CFP CHAMPIONSHIP GAME					
1/8/18	23	#4 Alabama (OT)	26	Atlanta

2018 (11-3, 7-1 SEC)

SEC EASTERN DIV. CHAMPIONS

Capt's: Jonathan Ledbetter (Def.); Jake Fromm
(Off.), Lamont Gaillard, Elijah Holyfield

9/1	45 Austin Peay	0	Athens
9/8	41	#24 S. Carolina	17	Columbia, SC
9/15	49 Mid. Tenn.	7	Athens
9/22	43 Missouri	29	Columbia, MO
9/29	38 Tennessee	12	Athens
10/6	41 Vanderbilt	13	Athens
10/13	16 #13 LSU	36	B. Rouge, LA
10/27	36 #9 Florida	17	Jax, FL
11/3	34 #9 Kentucky	17	Lexington, KY
11/10	27 #24 Auburn	10	Athens
11/17	66 UMass	27	Athens
11/24	45 Ga. Tech	21	Athens
SEC CHAMPIONSHIP GAME					
12/1	28 #1 Alabama	35	Atlanta
ALLSTATE SUGAR BOWL					
1/1	21 #15 Texas	28	N.O., LA

2019 (11-1, 7-1 SEC)

SEC EASTERN DIV. CHAMPIONS

8/31	30 Vanderbilt	6	Nashville, TN
9/7	63 Murray State	17	Athens, Ga.
9/14	55 Arkansas State	0	Athens, Ga.
9/21	23#7 Notre Dame	17	Athens, Ga.
10/5	43 Tennessee	14	Knoxville, Tenn.
10/12	17S. Carolina (2OT)	20	Athens, Ga.
10/19	21 Kentucky	0	Athens, Ga.
11/2	24#6 Florida	17	Jacksonville, Fla.
11/9	27 Missouri	0	Athens, Ga.
11/16	21 #12 Auburn	14	Auburn, Ala.
11/23	19#24 Texas A&M	13	Athens, Ga.
11/30	52 Georgia Tech	7	Atlanta, Ga.
SEC CHAMPIONSHIP GAME					
12/7		#2 LSU		Atlanta, Ga.



**JAMES
COLEY**

Offensive Coord./
Quarterbacks


*FSU '97
*4th Season at UGA
*1st as OC
*Former OC at FSU
2010-12 and Miami
(Fla.) 2013-15



**SCOTT
FOUNTAIN**

Special Teams
Coordinator

*Samford '88
*2nd Season at UGA
*At Auburn 2009-16



**TODD
HARTLEY**

Tight Ends

*Georgia '08
*1st Season at UGA
*At Miami (Fla.) 2016-18
*Student Assistant at
UGA 2005-07



**SAM
PITTMAN**

Assoc. Head Coach/
Offensive Line


*Pittsburg St. (Kan.) '86
*4th Season at UGA
*At Arkansas 2013-15



**TRAY
SCOTT**

Asst. Coach/
Defensive Line

*Arkansas Tech '08
*3rd Season at UGA
*At UNC 2015-16



**DAN
LANNING**

Fain & Billy Slaughter
Defensive Coord./

Outside Linebackers
*William Jewell '08
*2nd season at UGA
*1st as DC
*At Memphis 2016-17



**CORTEZ
HANKTON**

Pass Game Coord./
Wide Receivers

*Texas Southern '02
*2nd season at UGA
*Former NFL receiver
*At Vandy 2015-17



**DELL
MCGEE**

Run Game Coord./
Running Backs

*Auburn '01
*4th season at UGA
*Former NFL DB
*At Ga. Southern
2014-15



**GLENN
SCHUMANN**

Co-Defensive Coord./
Inside Linebackers

*Alabama '11
*4th season at UGA
*1st as Co-DC
*At Alabama 2008-15



**CHARLTON
WARREN**

Assistant Coach/
Defensive Backs

*Air Force '99
*1st season at UGA
*At UF 2018, UT 2017

2018 Flashback: #13 LSU defeats #2 Georgia 36-16

The 13th-ranked Tigers built a 16-0 halftime lead and ultimately posted a 36-16 upset of second-ranked Georgia in front of a crowd of 102,321 at Tiger Stadium. Defensively, Georgia surrendered a season-high 36 points and 475 yards of total offense plus the Tigers were four-for-four on fourth down conversions. The Bulldogs did force LSU to five field goals inside the 25-yard line.

In the first half, quarterback **Jake Fromm** was only 5-of-16 for 47 yards while **D'Andre Swift** and Elijah Holyfield combined for 80 yards rushing. Georgia's best drive failed to produce points when the Tigers snuffed a fake field goal at the LSU 14-yard line. Fromm finished 16-for-34 for 209 yards and one TD while Tiger signal-caller Joe Burrow was 15-for-30 for 200 yards and one rushing TD. Swift ended the day with 72 yards while Clyde Edwards-Helaire led the Tigers with 145 yards on 19 carries. LSU tallied 275 yards on the ground. Georgia's scores came from a 40-yard field goal by **Rodrigo Blankenship**, a 10-yard run by Holyfield and a 27-yard reception to Riley Ridley from Fromm.

Fromm Directs The Offense

* **Jake Fromm** is 34-6 as a starter, including 12-5 versus Top 25 teams. He has started an FBS best 40 straight games for QBs.

* The Warner Robins, Ga., native is in the top five in UGA history for TD passes (75-No. 2), passing yards (7,749-No. 4) and pass completions (581-No. 4).

* Has directed Georgia to three straight SEC Eastern Division titles, one SEC title and an appearance in the CFP National Championship Game. In his last SEC road game, Fromm had three TD passes in a 21-14 win at #12 Auburn to clinch the 2019 East crown.

* Pushed his career record versus Florida to 3-0 by topping the #6 Gators 24-17 with a performance that included 20-for-30 for 279 yards and two scores. The team was 12-for-18 on third downs.

* Currently he has a 62.0% completion percentage and has 2,385 passing yards and 21 touchdown tosses in 2019.

* Georgia ranks fifth in the SEC in Scoring Offense (32.9 ppg). The Bulldogs ranks third nationally in Red Zone Offense (95.9%).

* In his career, Fromm has led his team to three comeback wins when trailing at the half, including versus #7 Notre Dame in Athens this season and over #2 Oklahoma in the 2018 Rose Bowl Game/College Football Playoff Semifinal Game.

* Currently, the No. 2 QB is RSo. **Stetson Bennett**, who is in his second stint with the Bulldogs after re-enrolling in UGA in January. Bennett was on the 2017 Bulldog team. This season, Bennett is 20-for-26 (76.9%) for 260 yards with two TDs and one pick.

Jake Fromm (UGA Career)

2017	Att	Cmp	TD	Int	Yds	Sk	Eff.
*ASU	15	10	1	0	143	0	168.7
@ #24 ND (W)	29	16	1	1	141	2	100.5
SU (W)	13	8	3	0	165	0	244.3
#17 MSU (W)	12	9	2	0	201	0	270.7
@ UT (W)	15	7	1	1	84	2	102.4
@ VU (W)	11	7	2	0	102	1	201.5
MU (W)	26	18	2	1	326	1	192.2
vs. UF (W)	7	4	1	1	101	0	196.9
USC (W)	22	16	2	0	196	1	177.6
@ #10 Auburn (L)	28	13	1	0	184	4	113.4
UK (W)	14	9	1	1	123	1	147.4
@ GT (W)	16	12	2	0	224	0	233.8
SECCG #2 AU (W)	22	16	2	0	183	2	172.6
ROSE #2 OU (W)	29	20	2	0	210	2	152.6
CFP NC #4 UA (L)	32	16	1	2	232	4	108.7
2017 TOTAL	291	181	24	7	2,615	20	160.1

* Jacob Eason started the opener and was injured on the Bulldogs' third series

2018	Att	Cmp	TD	Int	Yds	Sk	Eff.
APSU (W)	16	12	2	0	157	0	198.7
@ #24 USC (W)	18	15	1	1	194	2	181.1
MTSU (W)	12	10	3	0	128	2	255.4
@ MIZZOU (W)	23	13	3	1	260	0	185.8
UT (W)	22	16	0	0	185	3	143.3
VU (W)	23	17	3	0	276	0	217.8
@ #13 LSU (L)	34	16	1	2	209	4	96.6
vs. #9 ^UF (W)	24	17	3	0	240	1	196.1
@ #9 UK (W)	20	14	1	0	113	0	134.0
#24 AU (W)	20	13	2	1	193	0	169.1
UMASS (W)	5	5	1	0	106	0	344.1
GT (W)	16	13	4	0	175	0	255.6
SECCG #1 BAMA (L)	39	25	3	0	301	2	154.3
SUGAR #15 Texas (L)	34	20	3	1	212	2	134.4
2018 TOTAL	306	206	30	6	2,749	16	171.2

2019	Att	Cmp	TD	Int	Yds	Sk	Eff.
@ VU (W)	23	15	1	0	156	0	136.5
MSU (W)	11	10	1	0	166	1	247.7
ASU (W)	22	17	3	0	279	0	228.8
#7 ND (W)	26	20	1	0	187	0	150.0
@ UT (W)	29	24	2	0	288	0	188.9
USC (L)	51	28	1	3	295	3	98.2
UK (W)	12	9	0	0	35	0	99.5
#6 UF (W)	30	20	2	0	279	0	166.8
MU (W)	29	13	2	0	173	1	117.7
#12 AU (W)	28	13	3	0	110	1	114.8
#24 A&M (W)	23	11	1	0	163	2	121.7
GT (W)	29	14	4	0	254	1	167.4
2019 TOTAL	313	194	21	3	2,385	9	146.2

CAREER TOTAL 910 581 75 16 7,749 45 159.1

Pound The Rock

* For the second straight year, junior **D'Andre Swift** has gone over a 1,000 yards for the season. He eclipsed the mark in the second quarter at #12 AU on a 26-yard run. Swift is the fifth Bulldog in history to have a pair of 1,000-yard seasons and the first since Nick Chubb did it three times (2014, '16-17). He has registered more than 100 yards five times this season (nine in his career) and ranks seventh in Bulldog history with 2,870 career rushing yards.

* A 2019 Maxwell Award semifinalist, Swift has 1,203 yards on 193 carries (6.2 per carry) along with seven touchdowns.

* Swift earned SEC Offensive Player of the Week honors after carrying the ball 21 times for 179 yards (8.5 avg.) in the win over UK. This was the highest output for Swift since he piled up a career-high 186 on 17 carries during the win over #24 Auburn last year.

* Along with Swift, Georgia's tailbacks who have shared the load include Sr. **Brian Herrien**, So. **James Cook** and RFr. **Zamir White**. Five different Bulldog tailbacks have scored this season.

* Herrien shined versus #6 UF in the receiving game with career highs of four for 46 yards. He had a one-handed grab on third down that led to a field goal in the third quarter. Against #12 AU, Herrien had his second career TD catch (first of 2019) to put the Bulldogs up 14-0.

A Look At The Line

* Georgia's starting offensive line, which is a 2019 Joe Moore Award semifinalist, averages 6 feet, 5 inches and 328.6 pounds, making it the biggest unit in Bulldog history.

* Georgia is ranked third nationally giving up only nine sacks this year.

* UGA is fifth in the SEC at 200.2 rushing yards/game.

* The Bulldogs returned four of five starters, including All-American LT **Andrew Thomas** and Freshman All-American RT **Isaiah Wilson** and **Cade Mays**, who lined up at OG and OT last season and has continued that trend in 2019. The trio is also joined by junior guards **Solomon Kindley** and **Ben Cleveland** and sophomore C **Trey Hill**, who all had starts in 2018.

* Thomas was recently named a Midseason All-American and an Outland Trophy semifinalist and is a two-time SEC Offensive Lineman of the Week this year.

* Mays has now played every spot on the line in 2019, including C against Missouri after Hill went down with an ankle injury.

Top Targets

* UGA's leading receivers are graduate transfer **Lawrence Cager** (33 rec., 476 yds., 4 TDs), freshman **George Pickens** (33 rec., 498 yds., 6 TDs) and junior **Demetris Robertson** (26 rec., 281 yds., 3 TDs).

* Cager, who has been limited because of an injury since the win over #6 UF, sustained an ankle injury during practice leading up to the GT game. Kirby Smart said Cager is doubtful to return.

* Pickens registered his team-leading sixth touchdown catch in the rout at Georgia Tech. However, he will miss the first half of the SEC Championship Game after being ejected for an unsportsmanlike conduct penalty.

* Freshman **Dominick Blaylock** (17 rec., 299 yds., 5 TDs) has also shined this season, leading the group with an 17.6 per catch average. Blaylock had his first career 100-yard game in the win over Arkansas State (4 rec., 112 yds., 1 TD) and caught his third career TD against the Gators. In the win over #12 AU, he started the scoring with a 51-yard touchdown catch. He is also serving as the team's punt returner, returning three for 45 last time out at GT.

* Senior **Tyler Simmons** had his first TD of the year in the blowout of GT. He has 14 catches for 168 yards this season.

* The Bulldogs also have a pair of veteran tight ends in senior **Charlie Woerner** and graduate transfer **Eli Wolf** (Tennessee). Wolf has 13 catches for 194 yards this season and one touchdown while Woerner has eight for 62 yards and a score. Woerner scored the first TD of his career in his last regular season game at GT.

Defense Leading The Way

* Georgia is one of only two FBS teams (Clemson) to not allow more than 20 points in a game this year.

* Georgia leads the SEC in Scoring Defense at 10.4 points/game (tied No. 2 nationally), Rushing Defense at 71.0 yds/g (No. 2 nationally) and in Total Defense at 257.0 yds/g (No. 4 nationally).

* The Bulldogs have allowed just 125 points in 2019 including only 84 in SEC action.

* The Bulldogs held #12 AU scoreless through the first three quarters. The Tigers ended up running 86 plays for the game, which is the most ever by an opponent in the **Kirby Smart** era.

* UGA has allowed just one rushing touchdown. Georgia ranks third in the nation in Red Zone Defense (66.7%).

* The defense has posted 31 scoreless quarters, including shutouts against Arkansas State (55-0), Kentucky (21-0) and Missouri (27-0). The school record for fewest average points allowed in a 12+ game season is 14.5 in 2003. The fewest points allowed in a 12+ game season is 198 in 2004.

* In its last 10 games, Georgia has surrendered just 48 points in the second half. The Bulldogs have outscored opponents in the second half 182-58, including 98-42 in the fourth quarter.

* Georgia held #24 Texas A&M to minus-two yards rushing, the lowest by a Bulldog opponent since 2011 (UF had minus-19). The Aggies averaged 434.3 yards of total offense a game and managed 273 against Georgia.

* The Bulldogs blanked Missouri by holding the Tigers to 198 total yards, including just 50 on 24 carries.

* Georgia held the #6 Gators to 21 yards rushing on 19 carries and just 278 total yards during a 24-17 win. UF came in averaging more than 400 yards/game on offense.

* Georgia was trailing #7 Notre Dame 10-7 at the half (*the touchdown allowed was on a five-play, 8-yard drive following a turnover*) and held the Irish scoreless in the third quarter and just a touchdown in the final period in the 23-17 win.

Up Front

* The personnel up front this season includes primarily **Jordan Davis**, **Michael Barnett**, **Tyler Clark**, **Malik Herring** and **Devonte Wyatt**.

* Freshman **Travon Walker** extinguished #12 AU's last hope with a sack in the fourth quarter.

* Clark leads the unit with 24 stops, including a team-leading 8.0 tackles for loss of 34 yards.

* Georgia held #7 Notre Dame (46), #6 Florida (21) and #24 Texas A&M (minus-2) to a combined total of 65 yards rushing.

Reed Leading Defensive Backfield

* Graduate **J.R. Reed** and Jr. **Richard LeCounte** are starting at the safety spots along with RSo. **Eric Stokes** and Jr. **DJ Daniel** on the corners. Jr. **Mark Webb**, RFr. **Divaad Wilson** and So. **Tyson Campbell** also have a combined 11 starts in the backfield.

* LeCounte is third on the team with 53 tackles while Reed, a 2019 *Bronko Nagurski Trophy* & *Jim Thorpe Award* finalist, is fourth with 48 stops.

* LeCounte, who leads the SEC with three recovered fumbles and is tied for the team lead with two fumble recoveries, had his second pick of the year and third of his career against Missouri. He returned it 71 yards.

* In the most recent action, Campbell jumped on a fumbled punt late in the fourth quarter at Georgia Tech for a touchdown.

* With Campbell out against #7 Notre Dame and Stokes leaving in the first series with a knee injury, Georgia leaned on Wilson and Daniel. Wilson had his first career pick and an 11-yard return. Daniel finished with five stops, including a TFL, and had the final pass breakup at the 7-yard line on fourth down with 0:48 left.

Linebacker Leaders

* Led by veteran linebackers **Tae Crowder** and **Monty Rice**, the Bulldogs have welcomed in a younger contingent of RFr. **Azeez Ojulari**, JUCO transfer **Jermaine Johnson** and Fr. **Nolan**

Smith and **Nakobe Dean** along with So. **Quay Walker**.

* Rice is the team leader with 79 tackles and had a 10-tackle performance during the win at #12 AU.

* Crowder, a 2019 *Butkus Award* semifinalist, is second on the team with 55 stops.

* Ojulari has a team leading 4.5 sacks for the year and is second on the squad with five tackles for loss. He became the first freshman captain in the **Kirby Smart** era at UT and responded with a pair of sacks.

* Crowder led Georgia with nine stops, including a TFL, against #7 Notre Dame. At UT, Crowder scooped up a fumble following a sack by Stokes and returned in 60 yards for a touchdown.

Rodrigo Owns The Record

* 2019 Midseason All-American PK and *Lou Groza Award* finalist **Rodrigo Blankenship** owns the Bulldog record for Career Points with 428

and that is second in SEC history. He set the mark in the 19-13 win over No. 24 Texas A&M as he tallied 13 points in the victory. He has 115 points this year. His 9.6 pts/game is second in the SEC.

He is 24-for-28 on FGs and 43-for-43 on PATs.

* Made three 50-yarders this year (@ VU, @ UT, SC).

* Named the **SEC Special Teams Player of the Week** six times in 2019 (@ VU, #7 ND, @ UT, vs. #6 UF, MU, #24 A&M).

* Finalist of the **2019 William V. Campbell Trophy** for academic success, football performance and leadership.

* Connected on a school record 197 consecutive PATs, which ranks 2nd in SEC history. {SEC record: 198, Daniel Carlson, AU, 2014-17; NCAA record: 233 by Alex Trlica, Texas Tech, 2004-07}

* School record holder with 227 career touchbacks in 54 games (227 out of 321 kickoffs = 71%). Currently in 12 games, he has 58 touchbacks out of 76 kickoffs (76%). Set school single season record for touchbacks in 2018 with 82 out of 96 kickoffs (85%).

* Set a Rose Bowl Game record by drilling a career-long 55-yard field goal during the 2OT win over #2 Oklahoma. His performance included a 38-yard FG in overtime. In the 2018 National Championship Game, he drilled a 51 yarder in overtime to give Georgia a 23-20 lead over #4 Alabama.

Blankenship Kicking Stats

Year	PAT	FG	LG	TP
2016	26x26	14-18	49	68
2017	63x63	20-23	55	123
2018	65x65	19-23	53	122
2019	43x43	24-28	50	115
Total	197x197	^77-92	55	*428

*UGA all-time leading scorer; ^FBS active career leader

Field Goal Breakdown

Year	<20	20-29	30-39	40-49	50+
2016 (14-18)	0-0	7-7	3-4	4-6	0-1
2017 (20-23)	0-0	8-8	6-6	4-7	2-2
2018 (19-23)	2-2	7-7	2-4	7-9	1-1
2019 (24-28)	1-1	4-4	8-8	8-11	3-4
Total (77-92)	3-3	26-26	19-22	23-33	6-8

Camarda, Nixon, Walker Round Out Specialists

* Sophomore P **Jake Camarda** has averaged 47.3 yards/punt this season, which ranks fourth in the SEC. In SEC games only, Camarda ranks second at 48.3. Overall, he has punted 50 times, including two career long punts of 66. For his career, he has nine punts of 60 or more yds., including 66 yarders at #12 AU and versus South Carolina.

The Bulldogs are using two snappers. Graduate transfer **Steven Nixon** (punts) and RFr. **Payne Walker** (FGs/PATs) are sharing duties during their first year of action.

CAREER HIGHS FOR BLANKENSHIP

Points: 17 (MU17; 4FG, 5PAT)
PATs: 9 (x2/MSU19); **FG Att:** 5 (2x)
FG Made: 4 (4x, last A&M19)
FG Long: 55 (OU18); **KO:** 10 (MU17)

Georgia Returns To The SEC Championship Game

The Bulldogs will be making their eighth appearance in the game, and they are 3-4 including winning the 2017 title over No. 4 Auburn. The Bulldogs have won or shared the SEC Eastern Division title 10 times (1992, 2002, '03, '05, '07, '11, '12, '17, '18, 19). In 1992, UF won the tiebreaker over UGA to represent the East in the SECCG and the same went for UT in 2007.

The Bulldogs will be aiming for their 14th SEC title in school history. Georgia's SEC titles have come in 1942-46-48-59-66-68-76-80-81-82-02-05-17. In the league, Georgia's 13 SEC titles trails only Alabama's 27.

Georgia's Record In SECCG: 3-4 (Atlanta, Ga.)

2002: #4 Georgia d. #22 Arkansas 30-3 (Ga. Dome)

2003: #3 LSU d. #5 Georgia 34-13 (Ga. Dome)

2005: #13 Georgia def. #3 LSU 34-14 (Ga. Dome)

2011: #1 LSU d. #12 Georgia 42-10 (Ga. Dome)

2012: #2 Alabama d. #3 Georgia 32-28 (Ga. Dome)

2017: #6 Georgia d. #4 Auburn 28-7 (Mercedes-Benz)

2018: #1 Alabama d. #4 Georgia 35-28 (Mercedes-Benz)

MVPs: David Greene, QB, '02; D.J. Shockley, QB, '05; Roquan Smith, ILB, '17

A Look At The Eight SEC Eastern Division

Clinchers When The Bulldogs Advanced To Atlanta

2019: #4 UGA beat #12 Auburn 21-14 on Nov. 16 in Auburn to go to 6-1 in SEC.

2018: #6 UGA beat #9 Kentucky 34-17 on Nov. 3 in Lexington to go to 6-1 in SEC. It marked the earliest that both participants (Alabama) in the SEC Championship game had been determined as the Crimson Tide beat LSU later that day.

2017: #1 UGA beat South Carolina 24-10 on Nov. 4 in Athens to go to 6-0 in SEC. It was the earliest a team had clinched since Florida (Oct. 31 in 2009).

2012: #7 UGA beat Auburn 38-0 on Nov. 10 in Auburn to go to 7-1 in SEC.

2011: #18 UGA beat Kentucky 19-10 on Nov. 19 in Athens to go to 7-1 in SEC.

2005: #14 UGA beat Kentucky 45-13 on Nov. 19 in Athens to go to 6-2 in SEC.

2003: A three-way tie with UT and UF (all were 6-2 in the SEC) to represent the Eastern Division in the SEC Championship Game was broken using the BCS rankings. #5 Georgia had the best ranking plus a win over UT who had the next best ranking.

2002: #7 UGA beat #24 Auburn 24-21 on Nov. 16 in Auburn to go to 7-1 in SEC for their first appearance in the SEC Championship Game.

Note: in 1992, Georgia and Florida were co-champions in the Eastern Division at 6-2, but the Gators won the tie-breaker by virtue of a 26-24 win in Jacksonville. In 2007, Georgia and UT were co-champions at 6-2, and the Vols won the tie-breaker after posting a 35-14 win in week six.

Bulldog Graduates

Georgia has seven players on this year's roster who have already earned their undergraduate degrees. The graduates include: WR **Lawrence Cager** (Miami-Business Management), TE **Eli Wolf** (Tennessee-Business Marketing), DB **J.R. Reed** (UGA-Communication Studies), QB **Jes Sutherland** (Samford-Business Management/Marketing), LS **Steven Nixon** (Mercer-Business Management), DT **Michael Barnett** (UGA-Communication Studies) and PK **Rodrigo Blankenship** (UGA-Journalism). These Bulldogs get to wear the SEC graduate patch on their uniforms.



Georgia Versus No. 1 Ranked Teams

The Bulldogs are 1-5 all-time against a top-ranked team and all five games have been at neutral sites. Currently, LSU is ranked No. 1 in the AP and Coaches polls and No. 2 in the College Football Playoff poll.

Jan. 1, 1977: #1 Pittsburgh def. #5 GEORGIA 27-3 in the Sugar Bowl in New Orleans, La.

Nov. 9, 1985: #17 GEORGIA def. #1 Florida 24-3 in Jacksonville, Fla.

Nov. 2, 1996: #1 Florida def. Unranked GEORGIA 47-7 in Jacksonville, Fla.

Oct. 31, 2009: #1 Florida def. Unranked GEORGIA 41-17 in Jacksonville, Fla.

Dec. 3, 2011: #1 LSU def. #12 GEORGIA 42-10 in SEC Championship Game in Atlanta, Ga.

Dec. 1, 2018: #1 Alabama def. #4 GEORGIA 35-28 in SEC Championship Game in Atlanta, Ga.

Bulldogs, Tigers Share Common Opponents

Georgia and LSU had four common opponents during the regular season with each team going 4-0 versus those foes (Vanderbilt, Florida, Auburn and Texas A&M).

Both squads faced the Commodores in Nashville, Tenn. Georgia defeated Florida in Jacksonville, Auburn on The Plains and Texas A&M at home. The Tigers beat the Gators, Tigers and Aggies in Baton Rouge.

GEORGIA

W, 30-6

W, 24-17

W, 21-14

W, 19-13

Vanderbilt

Florida

Auburn

Texas A&M

LSU

W, 66-38

W, 42-28

W, 23-20

W, 50-7

Starting Streaks

OFFENSE	'19	'18	'17	'16	'15	Total	Cons.
Dominick Blaylock, WR	3	n/a	n/a	n/a	n/a	3	2
Trey Blount, WR	-	-	1	n/a	n/a	1	-
Lawrence Cager, WR	6	^12	^5	RS	^1	24	-
Ben Cleveland, OG	6	4	5	RS	n/a	15	2
James Cook, TB	3	-	n/a	n/a	n/a	3	-
John FitzPatrick, TE	1	RS	n/a	n/a	n/a	1	-
Jake Fromm, QB	12	14	14	n/a	n/a	40	40
Brian Herrien, TB	1	-	-	-	n/a	1	-
Trey Hill, C/RG	12	4	n/a	n/a	n/a	16	16
Kearis Jackson, WR	6	4	n/a	n/a	n/a	10	5
Solomon Kindley, OG	9	14	7	RS	n/a	30	5
Matt Landers, WR	1	-	RS	n/a	n/a	1	-
Cade Mays, OL	10	7	n/a	n/a	n/a	17	-
George Pickens, WR	1	n/a	n/a	n/a	n/a	1	-
Demetris Robertson, WR	4	-	!2	!11	n/a	17	-
Jamaree Salyer, OT	1	-	n/a	n/a	n/a	1	-
Justin Shaffer, OG	2	-	-	n/a	n/a	2	-
Tyler Simmons, WR	10	6	-	-	n/a	16	2
D'Andre Swift, TB	11	5	1	n/a	n/a	17	11
Andrew Thomas, OT	12	13	15	n/a	n/a	40	23
Charlie Woerner, TE	12	2	1	2	n/a	17	12
Isaiah Wilson, RT	9	14	RS	n/a	n/a	23	8

^Cager was at Miami from 2015-18, redshirting in 2016; !Robertson was at Cal from 2016-17

DEFENSE	'19	'18	'17	'16	'15	Total	Cons.
Michael Barnett, DL	4	1	0	0	n/a	5	2
Tyson Campbell, DB	3	11	n/a	n/a	n/a	14	-
Tyler Clark, DL	12	10	12	0	n/a	34	13
Tae Crowder, ILB	12	5	-	-	n/a	17	16
DJ Daniel, DB	9	n/a	n/a	n/a	n/a	9	9
Jordan Davis, DL	8	4	n/a	n/a	n/a	12	-
Walter Grant, OLB	3	8	0	n/a	n/a	11	1
Malik Herring, DT	7	1	0	n/a	n/a	8	-
Jermaine Johnson, OLB	1	n/a	n/a	n/a	n/a	1	-
Richard LeCounte, DB	12	13	1	n/a	n/a	26	16
David Marshall, DE	5	-	3	4	n/a	12	1
Tyrique McGhee, DB	-	7	2	0	n/a	9	-
Azeez Ojulari, OLB	12	-	n/a	n/a	n/a	12	12
William Poole, DB	-	1	0	n/a	n/a	1	-
*J.R. Reed, DB	12	14	15	RS	*0	41	41
Otis Reese, DB	-	1	n/a	n/a	n/a	1	-
Monty Rice, ILB	12	5	2	n/a	n/a	19	12
Julian Rochester, DL	-	12	1	6	n/a	19	-
Eric Stokes, DB	11	3	RS	n/a	n/a	14	10
Mark Webb, DB	7	1	0	n/a	n/a	8	-
Divaad Wilson, DB	2	RS	n/a	n/a	n/a	2	-

Note: *Italicized players* have finished their Georgia careers. RS=Redshirted; n/a=not at UGA yet; inj=injured; *Reed played at Tulsa in 2015

First-Time Starters In 2019

The Bulldogs have had 15 first-time starters this season.

@ **VU:** 4 (Azeez Ojulari, Kearis Jackson, John FitzPatrick, Brian Herrien)

MSU: 4 (Jamaree Salyer, Matt Landers, James Cook, Jermaine Johnson)

ASU: 1 (Lawrence Cager)

#7 ND: 3 (Demetris Robertson, DJ Daniel, Divaad Wilson)

@ **UT:** 1 (Justin Shaffer)

UK: 1 (George Pickens)

#6 UF: 1 (Dominick Blaylock)

The True Freshman Experience

During the opener, six true freshmen played for the Bulldogs.

In the home opener, another 13 true freshmen got their first snaps versus Murray State.

Bulldog Captains In 2019

@ **VU:** Solomon Kindley, Jake Fromm, J.R. Reed

MSU: Andrew Thomas, Charlie Woerner, Monty Rice

ASU: Michael Barnett, Tyler Simmons, Walter Grant

#7 ND: Fromm, Reed, D'Andre Swift

@ **UT:** Azeez Ojulari, Tyrique McGhee, Thomas

USC: Lawrence Cager, Brian Herrien, Reed

UK: Swift, Fromm, Rice

vs. #6 UF: Swift, Fromm, Reed

MU: Kindley, Swift, Tae Crowder

@ **#13 AU:** Swift, Fromm, Reed

#24 A&M: Swift, Kindley, Reed

@ **GT:** Barnett, Swift, Thomas

Assistant Coaches

*James Coley, 4th season..... Offensive Coord./Quarterbacks
 Dan Lanning, 2nd season..... Defensive Coord./Outside Linebackers
 Sam Pittman, 4th season Associate Head Coach/Offensive Line
 Scott Fountain, 2nd season..... Special Teams Coord.
 Cortez Hankton, 2nd season Pass Game Coord./Wide Receivers
 Dell McGee, 4th season..... Run Game Coord./Running Backs
 *Glenn Schumann, 4th season..... Co-Defensive Coord./Inside LBs
 Tray Scott, 3rd season Defensive Line
 *Todd Hartley, 1st season Tight Ends
 Charlton Warren, 1st season Secondary
 Scott Sinclair, 4th season Director of Strength & Conditioning
 *in coaching box during games

Game-by-Game Starters In 2019

Game	WR	LT	LG	C	RG	RT	TE	WR	QB	TB	Multiple
@ VU (W)	Simmons	Thomas	Kindley	Hill	Mays	Wilson	Woerner	Jackson	Fromm	Herrien	FitzPatrick (TE)
MSU (W)	Simmons	Thomas	Kindley	Hill	Mays	Salyer	Woerner	Landers	Fromm	Swift	Cook (TB)
ASU (W)	Simmons	Thomas	Kindley	Hill	Mays	Cleveland	Woerner	Cager	Fromm	Swift	Cook (TB)
#7 ND (W)	Simmons	Thomas	Kindley	Hill	Mays	Cleveland	Woerner	Cager	Fromm	Swift	Robertson (WR)
@ UT (W)	Simmons	Thomas	Shaffer	Hill	Mays	Wilson	Woerner	Cager	Fromm	Swift	Cook (WR)
USC (L)	Simmons	Thomas	Shaffer	Hill	Mays	Wilson	Woerner	Cager	Fromm	Swift	Mays (TE)
UK (W)	Simmons	Thomas	Cleveland	Hill	Mays	Wilson	Woerner	Pickens	Fromm	Swift	Robertson (WR)
vs. #6 & UF (W)	Simmons	Thomas	Kindley	Hill	Mays	Wilson	Woerner	Blaylock	Fromm	Swift	Robertson (WR)
MIZZOU (W)	Jackson	Thomas	Kindley	Hill	Mays	Wilson	Woerner	Cager	Fromm	Swift	Robertson (WR)
@ #12 AU (W)	Jackson	Thomas	Kindley	Hill	Mays	Wilson	Woerner	Cager	Fromm	Swift	Robertson (WR)
#24 A&M (W)	Jackson	Thomas	Kindley	Hill	Mays	Wilson	Woerner	Simmons	Fromm	Swift	Blaylock (WR)
@ GT (W)	Jackson	Thomas	Kindley	Hill	Mays	Wilson	Woerner	Simmons	Fromm	Swift	Blaylock (WR)
^#2 LSU											
Consecutive Career	5	23	5	16	2	8	12	2	40	11	2
	10	40	30	16	15	23	17	16	40	17	3
Game	DE	DT	JACK	MLB	WLB	SLB	CB	CB	CB	CB	Multiple
@ VU (W)	Marshall	Clark	Ojulari	Crowder	Rice	Webb (DB)	Campbell	Reed	LeCounte	Stokes	Davis (N)
MSU (W)	Marshall	Clark	Ojulari	Crowder	Rice	Webb (DB)	Campbell	Reed	LeCounte	Stokes	Davis (N)
ASU (W)	Herring	Clark	Ojulari	Crowder	Rice	Webb (DB)	Campbell	Reed	LeCounte	Stokes	Davis (N)
#7 ND (W)	Herring	Clark	Ojulari	Crowder	Rice	Wilson (DB)	Daniel	Reed	LeCounte	Stokes	Davis (N)
@ UT (W)	Marshall	Clark	Ojulari	Crowder	Rice	Grant	Daniel	Reed	LeCounte	Stokes	Davis (N)
USC (L)	Herring	Clark	Ojulari	Crowder	Rice	Webb (DB)	Daniel	Reed	LeCounte	Stokes	Barnett (N)
UK (W)	Herring	Clark	Ojulari	Crowder	Rice	Wilson (DB)	Daniel	Reed	LeCounte	Stokes	Barnett (N)
vs. #6 & UF (W)	Herring	Clark	Ojulari	Crowder	Rice	Webb (DB)	Daniel	Reed	LeCounte	Stokes	Davis (N)
MIZZOU (W)	Herring	Clark	Ojulari	Crowder	Rice	Webb (DB)	Daniel	Reed	LeCounte	Stokes	Davis (N)
@ #12 AU (W)	Marshall	Clark	Ojulari	Crowder	Rice	Grant	Daniel	Reed	LeCounte	Stokes	Davis (N)
#24 A&M (W)	Herring	Clark	Ojulari	Crowder	Rice	Webb (DB)	Daniel	Reed	LeCounte	Stokes	Barnett (N)
@ GT (W)	Marshall	Clark	Ojulari	Crowder	Rice	Grant	Daniel	Reed	LeCounte	Stokes	Barnett (N)
^#2 LSU											
Consecutive Career	1	13	12	16	12	1	9	41	16	10	2
	12	34	12	17	19	11	9	41	26	14	5

& Jacksonville, Fla. (TIAA Bank Field); ^SEC Championship Game - Atlanta, Ga. (Mercedes Benz)

SCORING DRIVES

43TDs by the Offense, 3 by the Defense

TD DRIVES

TD	TD PLAY	DRIVE
0-10 yards:	25	0
11-20 yards:	8	0
21-30 yards:	2	1
31-40 yards:	2	4
41-50 yards:	2	2
51-60 yards:	3	6
61-70 yards:	1	7
71-80 yards:	0	11
81-90 yards:	0	9
91-99 yards:	0	3
Average:	15.5 yds.	68.8 yds.
Shortest:	1 yd.	30 yds.
	(5x)	(MSU)
Longest:	62 yds.	98 yds.
	(AS)	(AS)

NUMBER OF PLAYS ON TD SCORING DRIVES

1:	2
2:	0
3:	5
4:	3
5:	3
6:	6
7:	8
8:	3
9:	2
10:	3
11:	1
12:	4
13:	3
Avg:	7.1 plays

Fewest: 1 (2x)
39 yds. in 0:11 vs. UK; 41 yds. in 0:07 @ GT

Most: 13 (3x)
(75 yds. in 8:12 vs. #7 ND)
(96 yds. in 4:38 vs. SC)
(92 yds. in 8:18 vs. UK)

TD DRIVE POSS. TIMES

0:00-0:30	2
0:31-1:00	4
1:01-2:00	8
2:01-3:00	10
3:01-4:00	5
4:01-5:00	3
5:01-6:00	4
6:01-7:00	5
7:01-8:00	0
8:01-9:00	2

Average: 3:28
Quickest: 0:07
(1 play, 41 yards @ GT)
Longest: *8:18
(13 plays, 92 yards vs. UK)
*third-longest TD drive by time in school history & longest since a record 8:45 drive (19 plays, 87 yds.) against Tennessee in 1998

Did You Know?

The Bulldogs lead the nation with 288 consecutive PATs dating back to 2014.

INSIDE THE RED ZONE

	Inside 20	TD%	Score%	TD (Rush/Pass)	FG	*No Points
--	-----------	-----	--------	----------------	----	------------

UGA	49 times	67%	96%	33 (17-R, 16-P)	14	2 (2TO)
Opp.	21 times	38%	67%	8 (1-R, 7-P)	6	7 (4 D, 2 MFG, TO)

*No Points due to: BFG=Blocked FG; MFG=Missed FG; TO=Turnover; D=Downs; C=Clock Expired (took a knee); P=Punt.

Georgia's Red Zone Offense

@ Vanderbilt: 5-for-6 (3TDs, 2 FG, TO)
Murray State: 7-for-7 (7TDs)
Arkansas State: 4-for-4 (3TDs, FG)
#7 Notre Dame: 3-for-3 (2TDs, FG)
@ Tennessee: 6-for-6 (4TDs, 2 FGs)
South Carolina: 2-for-2 (2TDs)
Kentucky: 2-for-2 (2TDs)
vs. #6 Florida: 4-for-4 (1TD, 3 FGs)
Missouri: 4-for-4 (1TD, 3 FGs)
@ #13 Auburn: 2-for-2 (2TDs)
#24 Texas A&M: 3-for-3 (1TD, 2 FGs)
@ Ga. Tech: 5-for-6 (5TDs, 1 TO)
*Georgia ranks 3rd nationally in Red Zone Offense (95.9%)

Opponent's Red Zone Offense

@ Vanderbilt: 1-for-2 (FG, D)
Murray State: 1-for-1 (FG)
Arkansas State: 0-for-1 (INT)
#7 Notre Dame: 3-for-3 (2TDs, FG)
@ Tennessee: 1-for-2 (TD, D)
South Carolina: 1-for-2 (MFG, FG)
Kentucky: 0-for-1 (D)
vs. #6 Florida: 1-for-1 (TD)
Missouri: 0-for-1 (D)
@ #13 Auburn: 2-for-2 (2TDs)
#24 Texas A&M: 3-for-3 (1TD, 2 FGs)
@ Ga. Tech: 1-for-2 (TD, MFG)
*Georgia ranks 3rd nationally in Red Zone Defense (66.7%)

POINTS OFF TURNOVERS

Georgia is +2 in turnover margin this year. The Bulldogs have scored 43 points off 13 turnovers. Opponents have scored 28 points off 11 Georgia miscues.

@ **VU (W, 30-6)**: UGA got 3 points off 1 turnover; VU got no points off 1 turnover.

MS (W, 63-17): UGA got 7 points off 2 turnovers; MS got 7 points off 2 turnovers.

AS (W, 55-0): UGA got no points off 1 turnover; AS did not create any turnovers.

#7 ND (W, 23-17): UGA got 6 points off 2 turnovers; #7 ND got 7 points off 1 turnover.

@ **UT (W, 43-14)**: UGA got 7 points off 1 turnover; UT did not create any turnovers.

USC (L, 20-17 2OT): UGA did not create any turnovers; USC got 7 points off 4 turnovers.

UK (W, 21-0): UGA got 7 points off 1 turnover; UK did not create any turnovers.

vs. #6 UF (W, 24-17): No turnovers by either team.

MU (W, 27-0): UGA got 3 points off 1 turnover; MU did not create any turnovers.

@ **#13 AU (W, 21-14)**: UGA got no points off 1 turnover; AU did not create any turnovers.

#24 A&M (W, 19-13): UGA got 3 points off 1 turnover; A&M did not create any turnovers.

@ **GT (W, 52-7)**: UGA got 7 points off 1 turnover; GT got 7 points off 3 turnovers.

BIG PLAYS

UGA has 45 plays that have covered 25 yards or more while opponents have had 18.

GAME 1: #3 Georgia @ Vanderbilt

UGA: 4 plays; Longest: 38-yd. pass (Jake Fromm to Lawrence Cager)
VU: *none; 1st time since 2018 opener vs. Austin Peay

GAME 2: #3 Georgia vs. Murray State

UGA: 6 plays; Longest: 43-yd. pass (Fromm to George Pickens)
MS: 4 plays; Longest: 60-yard TD pass (Preston Rice to DaQuan Green)

GAME 3: #3 Georgia vs. Arkansas State

UGA: 7 plays; Longest: 62-yd. TD run (Kenny McIntosh)
AS: 1 play; 45-yard pass (Layne Hatcher to Jonathan Adams)

GAME 4: #3 Georgia vs. #7 Notre Dame

UGA: 1 play; Longest: 36-yd. pass (Fromm to Cager)
#7 ND: 3 plays; Longest: (2x) 28-yard pass (Ian Book to Cole Kmet)

GAME 5: #3 Georgia @ Tennessee

UGA: 6 plays; Longest: 60-yd. fumble ret. for TD (Tae Crowder)
UT: 2 plays; Longest: 73-yard TD pass (Brian Maurer to Marquez Callaway)

GAME 6: #3 Georgia vs. South Carolina

UGA: 1 play; Longest: 33-yd. pass (Fromm to George Pickens)
USC: 2 plays; Longest: 56-yd. INT ret. for TD (Israel Mukuamu)

GAME 7: #10 Georgia vs. Kentucky

UGA: 1 play; Longest: 39-yd. TD run (D'Andre Swift)
UK: 1 play; Longest: 58-yd. KOR (Zach Johnson)

GAME 8: #8 Georgia vs. #6 Florida

UGA: 4 plays; Longest: 52-yd. TD pass (Fromm to Cager)
UF: 2 plays; Longest: 29-yd. pass (Kyle Trask to Kyle Pitts)

GAME 9: #6 Georgia vs. Missouri

UGA: 4 plays; Longest: 71-yd. INT ret (Richard LeCounte)
MU: none

GAME 10: #5 Georgia @ #13 Auburn

UGA: 2 plays; Longest: 51-yd TD pass (Fromm to Dominick Blaylock)
AU: 2 plays; Longest: 28-yd pass (Bo Nix to Seth Williams)

GAME 11: #4 Georgia @ #24 Texas A&M

UGA: 3 plays; Longest: 41-yd KOR (Brian Herrien)
A&M: No plays

GAME 12: #4 Georgia @ Ga. Tech

UGA: 6 plays; Longest: 47-yd pass (Fromm to Eli Wolf)
A&M: 1 play; 25-yd KOR (Juanyeh Thomas)

BULLDOG RECORD BOOK WATCH

MOST RUSHING YARDS - CAREER:

1. 5,259 - Herschel Walker, 1980-82 (SEC Rec.)
2. 4,769 - Nick Chubb, 2014-17
3. 3,638 - Sony Michel, 2014-17
4. 3,285 - Todd Gurley, 2012-14
5. 3,232 - Garrison Hearst, 1990-92 /
6. 3,017 - Lars Tate, 1984-87
7. **2,870 - D'Andre Swift, 2017-curr.**

AVERAGE GAIN PER RUSH - CAREER:

1. 6.44 - Todd Gurley, 2012-14 (510 x 3,285)
 2. 6.42 - Charley Trippi, 1942, 45-46*
(*incomplete due to war)
 3. 6.37 - Glynn Harrison, 1972-75
 4. 6.29 - Nick Chubb, 2014-17
 5. 6.23 - Elijah Holyfield, 2016-18
- Currently 6.57 - D'Andre Swift, 2017- (437 for 2,870)**

MOST PASS ATTEMPTS - CAREER:

1. 1,478 - Aaron Murray, 2010-13
2. 1,440 - David Greene, 2001-04
3. 1,402 - Eric Zeier, 1991-94
4. 987 - Matthew Stafford, 2006-08
5. **910 - Jake Fromm, 2017-curr.**

MOST PASS COMPLETIONS - CAREER:

1. 921 - Aaron Murray, 2010-13 (SEC Rec.)
2. 849 - David Greene, 2001-04
3. 838 - Eric Zeier, 1991-94
4. **581 - Jake Fromm, 2017-curr.**

MOST PASSING YARDS - CAREER:

1. 13,166 - Aaron Murray, 2010-13 (SEC Rec.)
2. 11,528 - David Greene, 2001-04
3. 11,153 - Eric Zeier, 1991-94
4. **7,749 - Jake Fromm, 2017-curr.**

MOST TOUCHDOWN PASSES - CAREER:

1. 121 - Aaron Murray, 2010-13 (SEC Rec.)
2. **75 - Jake Fromm, 2017-curr.**

TOTAL OFFENSE - CAREER:

1. 13,562 - Aaron Murray, 2010-13 (SEC Rec.)
2. 11,270 - David Greene, 2001-04
3. 10,841 - Eric Zeier, 1991-94
4. 7,944 - Matthew Stafford, 2006-08
5. **7,755 - Jake Fromm, 2017-curr.**

MOST POINTS SCORED - CAREER:

1. **^428 - Rodrigo Blankenship, 2016-curr.**
^2nd in SEC history (Daniel Carlson-AU PK, 480, 2014-17)

MOST PATS MADE - CAREER:

1. 215 - Marshall Morgan, 2012-15(SEC Rec.)
2. ***197 - Rodrigo Blankenship, 2016-curr.**
*Blankenship owns the UGA record for consecutive PATs; the SEC consecutive PAT record is 198 (Daniel Carlson, Auburn, 2014-17) and Blankenship is No. 2. The NCAA record is 233 (Alex Trlica, Texas Tech, 2004-07).

PATS ATTEMPTED - CAREER:

1. 220 - Marshall Morgan, 2012-15(SEC Rec.)
2. **197 - Rodrigo Blankenship, 2016-curr.**

FIELD GOALS MADE - CAREER:

1. 87 - Billy Bennett, 2000-03
- T2. **77 - Rodrigo Blankenship, 2016-curr.**
- T2. 77 - Kevin Butler, 1981-84

FIELD GOALS ATTEMPTED - CAREER:

1. 110 - Billy Bennett, 2000-03
2. 103 - Blair Walsh, 2008-11
3. 98 - Kevin Butler, 1981-84
4. **92 - Rodrigo Blankenship, 2016-curr.**

2019 Honors & Awards

LT Andrew Thomas - SEC Offensive Lineman of the Week (9/2; 11/4); *Sporting News/CBS Sports/Athlon/ESPN.com/AP* Mid-season All-American; Outland Trophy Player of the Month (Oct.)

PK Rodrigo Blankenship - SEC Special Teams Player of the Week (9/2; 9/23; 10/7; 11/4; 11/11; 11/25); Lou Groza Award "Star of the Week" (9/23; 11/11); CBS Sports/Athlon Midseason All-American; CoSIDA Academic All-District

TB Prather Hudson - Joel Eaves Award winner (highest GPA of any male Bulldog student-athlete starting his senior year academically); CoSIDA Academic All-District

QB Jake Fromm - Allstate AFCA Good Works Team; Manning Award "Star of the Week" (10/7; 11/4); Davey O'Brien Award "Great 8" (11/4); CoSIDA Academic All-District

TB D'Andre Swift - SEC Offensive Player of the Week (10/21)

OL - Joe Moore Award Midseason Honor Roll

WR George Pickens - FWA Midseason Freshman All-American

OLB Azeez Ojulari - FWA Midseason Freshman All-American

RG Ben Cleveland - SEC Offensive Lineman of the Week (11/11)

ILB Monty Rice - SEC Defensive Player of the Week

P Jake Camarda - SEC Special Teams Player of The Week

National Award Watch Lists

Manning Award - QB **Jake Fromm**
Rimington Trophy - C **Trey Hill**

National Award Semifinalists

Maxwell Award - TB **D'Andre Swift**
Bednarik Award - S **J.R. Reed**
Butkus Award - ILB **Tae Crowder**
Wuerffel Trophy - PK **Rodrigo Blankenship**
Davey O'Brien Award/Jason Witten Collegiate Man of the Year - QB **Jake Fromm**
Joe Moore Award - **OL**
Outland Trophy - LT **Andrew Thomas**
George Munger Award - **Kirby Smart**
Walter Camp Player of the Year - TB **D'Andre Swift**
Broyles Award - DC/OLBs **Dan Lanning**

National Award Finalist

William V. Campbell Trophy/Burlsworth Trophy/Lou Groza Award - PK **Rodrigo Blankenship**
Bronko Nagurski Trophy/Jim Thorpe Award - S **J.R. Reed**

National Award Winner

NFF Scholar Athlete Award - PK **Rodrigo Blankenship**

Current Bulldog Graduates

WR Lawrence Cager (Miami-Business Management)
TE Eli Wolf (Tennessee-Business Marketing)
DB J.R. Reed (UGA-Communication Studies)
QB Jes Sutherland (Samford-Business Management/Marketing)
LS Steven Nixon (Mercer-Business Management)
DT Michael Barnett (UGA-Communication Studies)
PK Rodrigo Blankenship (UGA-Journalism)

BULLDOGS IN THE NFL

The Bulldogs had 35 players on opening day NFL rosters.

Georgia has had four First Round draft picks in the **Kirby Smart** era (Roquan Smith, Chicago Bears, 2018; Sony Michel & Isaiah Wynn, New England Patriots, 2018; Deandre Baker, New York Giants, 2019).

Eight former Bulldogs on NFL opening day rosters are team captains, including a trio on the Bengals.

Arizona Cardinals

Lamont Gaillard, OL - 1st season

Buffalo Bills

Isaiah McKenzie, WR - 3rd season

Carolina Panthers

Elijah Holyfield, RB ** - 1st season

Chicago Bears

Leonard Floyd, LB - 4th season

Riley Ridley, WR - 1st season

Roquan Smith, LB - 2nd season

Javon Wims, WR - 2nd season

Cincinnati Bengals

Geno Atkins, DL - 10th season, C

Cordy Glenn, OL - 8th season

A.J. Green, WR - 9th season, C

Shawn Williams, DB - 7th season, C

Davin Bellamy, OLB ** - 2nd season

Cleveland Browns

Nick Chubb, RB - 2nd season

Denver Broncos

Orson Charles, TE - 8th season

Detroit Lions

John Atkins, DL - 1st season

Isaac Nauta, TE ** - 1st season

Matthew Stafford, QB - 11th season, C

Indianapolis Colts

Justin Houston, LB - 9th season

Jacksonville Jaguars

Chris Conley, WR - 5th season

Abry Jones, DL - 7th season

Terry Godwin, WR ** - 1st season

Kansas City Chiefs

Mecole Hardman, WR - 1st season

Los Angeles Chargers

Thomas Davis, LB - 15th season, C

Los Angeles Rams

Todd Gurley, RB - 5th season

Natrez Patrick, LB - 1st season

Miami Dolphins

John Jenkins, DT - 7th season

Reshad Jones, DB - 10th season

Jonathan Ledbetter, DL * - 1st season

Jayson Stanley, DB ** - 1st season

New England Patriots

David Andrews, C * - 5th season, C

Sony Michel, RB - 2nd season

Ben Watson - 16th season

Isaiah Wynn, OL * - 2nd season

New York Giants

Deandre Baker, DB - 1st season

Lorenzo Carter, LB - 2nd season

Alec Ogletree, LB - 7th season, C

New York Jets

Jordan Jenkins, LB - 4th season

Tennessee Titans

Ben Jones, OL - 8th season, C

D'Andre Walker, LB * - 1st season

Washington Redskins

Maurice Smith, S ** - 3rd season

C- team captain

* Injured Reserve

** Practice Squad

RUNNING BACKS

	ATT. (G)	YDS. (G)	TDs (G)	LG (G)	100-yd Games
Sevaughn Clark	4 (MSU19)	13 (MSU19)	-	7 (MSU19)	-
James Cook	11 (SC18)	76 (UMASS18)	2 (UMASS18)	37TD (AS19)	-
Ian Donald-McIntyre	4 (UMASS18)	14 (UMASS18)	-	7 (2x/UMASS18)	-
Willie Erdman	1 (2x/GT18)	7 (UMASS18)	-	7 (UMASS18)	-
Brian Herrien	15 (UT16)	88 (UT19)	2 (OM16)	40 (UT19)	-
Prather Hudson	6 (SU17)	19 (SC18)	-	11 (2x/VU18)	-
Kenny McIntosh	9 (MSU19)	67 (AS19)	1 (2x/GT19)	62TD (AS19)	-
D'Andre Swift	25 (UF19)	186 (AU18)	2 (4x/UK19)	83 (UK18)	9
Zamir White	12 (SC19)	72 (MSU19)	1 (2x/AS19)	29 (MSU19)	-

Others -----

*Stetson Bennett, QB	2 (GT19)	14 (AS19)	1 (MSU19)	14 (AS19)	-
Rodrigo Blankenship, PK	1 (LSU18)	-2 (LSU18)	-	-	-
Jake Fromm, QB	7 (2x/CFPNC18)	36 (VU17)	2 (UT17)	21 (UK17)	-
Kearis Jackson, WR	1 (3x/A&M19)	9 (AU19)	-	9 (AU19)	-
Matt Landers, WR	1 (ND19)	-6 (ND19)	-	-	-
Nathan Priestley, QB	1 (MSU19)	-	-	-	-
*Demetris Robertson, WR	2 (2x/AU19)	72 (AP18)	1 (AP18)	72 (AP18)	-
Tyler Simmons, WR	3 (UT19)	56 (MT18)	1 (2x/UMASS18)	56 (MT18)	-

QUARTERBACKS

	ATT. (G)	COMP. (G)	YDS. (G)	TDs (G)	LG (G)	INT (G)
Jake Fromm	51 (SC19)	28 (SC19)	326 (MU17)	4 (GT18)	80TD (CFPNC18)	3 (SC19)
*Stetson Bennett	13 (MSU19)	9 (2x/AS19)	124 (MSU19)	2 (MSU19)	28 (AS19)	1 (MSU19)
Nathan Priestley	1 (2x/AS19)	1 (MSU19)	2 (MSU19)	-	2 (MSU19)	-

Others -----

Rodrigo Blankenship, PK	1 (AU18)	-	-	-	-	-
D'Andre Swift, TB	1 (UT17)	-	-	-	-	-

RECEIVERS/TE

	REC. (G)	YDS. (G)	TDs (G)	LG (G)	100-yd Games
Dominick Blaylock	4 (AS19)	112 (AS19)	1 (5x/GT19)	60TD (AS19)	1
Trey Blount	1 (4x/AS19)	19 (AP18)	-	19 (AP18)	-
Tommy Bush	1 (GT19)	1 (GT19)	-	1 (GT19)	-
*Lawrence Cager	7 (UF19)	132 (UF19)	1 (4x/UF19)	52TD (UF)	1
Willie Erdman	1 (3x/AS19)	12 (AS19)	-	12 (AS19)	-
John FitzPatrick	1 (MSU19)	22 (MSU19)	-	22 (MSU19)	-
Kearis Jackson	2 (VU19)	31 (VU19)	-	32 (VU19)	-
Jaylen Johnson	2 (AS19)	20 (AS19)	-	11 (AS19)	-
Matt Landers	2 (2x/UT19)	26 (2x/GT19)	-	15 (VU19)	-
George Pickens	7 (SC19)	98 (SC19)	2 (MU19)	43 (MSU19)	-
*Demetris Robertson	5 (SC19)	61 (UT19)	1 (3x/SC19)	33 (UT19)	-
Tyler Simmons	4 (SC19)	81 (UMASS18)	1 (3x/GT19)	71 (UMASS18)	-
Charlie Woerner	3 (OU18)	66 (MU17)	1 (GT19)	50 (MU17)	-
*Eli Wolf	4 (MSU19)	73 (MSU19)	1 (AU19)	47 (GT19)	-

Others -----

James Cook, TB	3 (SC19)	37 (MT18)	-	24 (MT18)	-
Brian Herrien, TB	4 (UF19)	46 (UF19)	1 (2x/AU19)	18 (UF19)	-
Prather Hudson, TB	1 (2x/AS19)	15 (UMASS18)	-	15 (UMASS18)	-
D'Andre Swift, TB	6 (UA18)	84 (UF17)	1 (5x/AS19)	48TD (AS19)	-
Zamir White, TB	1 (2x/SC19)	15 (SC19)	-	15 (SC19)	-

*at Georgia

TACKLES

Bulldog, Pos.	Solo (G)	Assist (G)	Total	10+	Bulldog, Pos.	Solo (G)	Assist (G)	Total	10+
Adam Anderson, OLB	2 (2x/GT18)	3 (2x/GT18)	5 (GT18)	-	Hugh Nelson, DB	1 (AS19)	-	1 (AS19)	-
Michael Barnett, DE	2 (3x/GT19)	4 (SC19)	5 (SC19)	-	Azeez Ojulari, OLB	3 (2x/SC19)	4 (2x/UF19)	6 (2x/SC19)	-
Robert Beal Jr., LB	2 (2x/UMASS18)	5 (AS19)	5 (AS19)	-	William Poole, DB	4 (MT18)	1 (2x/MSU19)	4 (MT18)	-
Latavious Brini, DB	1 (AP18)	-	1 (AP18)	-	J.R. Reed, DB	7 (SC19)	7 (4x/LSU18)	11 (AU17)	2
Tyson Campbell, DB	8 (LSU18)	3 (2x/UF18)	11 (LSU18)	1	Otis Reese, DB	3 (MT18)	2 (VU18)	4 (MT18)	-
Michail Carter, DL	2 (UT17)	2 (LA16)	2 (3x/SC18)	-	Monty Rice, ILB	8 (2x/GT19)	7 (2x/UF19)	12 (SC19)	3
Lewis Cine, S	1 (AS19)	2 (2x/MU19)	3 (2x/MU19)	-	Julian Rochester, N	4 (UK16)	7 (UF16)	8 (UK16)	-
Tyler Clark, DL	4 (OU18)	3 (6x/AS19)	5 (5x/AS19)	-	Jake Skole, DB	-	1 (AP18)	1 (AP18)	-
Tae Crowder, ILB	5 (UA18)	8 (SC19)	12 (SC19)	1	Christopher Smith, DB	2 (MT18)	2 (UT19)	3 (MT18)	-
DJ Daniel, DB	6 (AU19)	3 (ND19)	6 (AU19)	-	Nolan Smith, OLB	2 (2x/GT19)	1 (6x/GT19)	3 (2x/GT19)	-
Jordan Davis, DL	3 (GT18)	6 (LSU18)	7 (LSU18)	-	Ameer Speed, DB	3 (ASU17)	1 (MT18)	3 (ASU17)	-
Nakobe Dean, ILB	4 (UK19)	3 (MSU19)	6 (UK19)	-	Tyrique Stevenson, DB	2 (AS19)	1 (2x/UT19)	2 (2x/AS19)	-
Walter Grant, OLB	3 (MU18)	3 (AP18)	4 (MU18)	-	Eric Stokes, DB	6 (AU19)	1 (9x/A&M19)	7 (AU19)	-
Malik Herring, DL	4 (AU19)	3 (GT18)	5 (GT18)	-	Channing Tindall, ILB	1 (7x/AUT19)	5 (VU18)	5 (VU18)	-
Jermaine Johnson, OLB	3 (AU19)	3 (MSU19)	4 (2x/AU19)	-	Quay Walker, ILB	3 (2x/UK19)	3 (2x/UK19)	6 (UK19)	-
Netori Johnson, DL	2 (GT19)	1 (SC19)	2 (GT19)	-	Travon Walker, DL	2 (AU19)	2 (2x/UF19)	2 (4x/AU19)	-
Richard LeCounte, DB	7 (SC18)	6 (UF18)	10 (SC18)	1	Mark Webb, DB	6 (MSU19)	3 (2x/UF19)	7 (VU19)	-
David Marshall, DT	4 (OU18)	3 (4x/UT18)	4 (4x/OU18)	-	Divaad Wilson, DB	4 (A&M19)	2 (2x/MSU19)	4 (2x/A&M19)	-
Trezmen Marshall, ILB	1 (3x/GT19)	2 (MSU19)	3 (MSU19)	-	Devonte Wyatt, DL	5 (TX19)	4 (AS19)	7 (TX19)	-
Nate McBride, ILB	2 (AS19)	2 (UT19)	3 (2x/UT19)	-	Kolby Wyatt, TE/DL	-	1 (AP18)	1 (AP18)	-
Tyrique McGhee, DB	5 (OU18)	3 (2x/UF18)	5 (3x/UF18)	-	Justin Young, DL	1 (6x/UT19)	3 (UT16)	3 (UT16)	-
Tymon Mitchell, DL	1 (AS19)	3 (AS19)	4 (AS19)	-	*the following offensive players have tackles after turnovers or on special teams: Rodrigo Blankenship, Ben Cleveland, Jake Fromm, Brian Herrien, Prather Hudson, Tyrique McGhee, Tyler Simmons, D'Andre Swift, Charlie Woerner				
Bill Norton, DL	2 (GT19)	2 (AS19)	2 (2x/GT19)	-					

2019 ROSTER

GEORGIA BULLDOGS

Alphabetical Roster

19 Adam Anderson, OLB
94 Michael Barnett, DT
33 Robert Beal Jr., OLB
43 Tyler Beaver, DB
13 Stetson Bennett, QB
98 Rodrigo Blankenship, PK
8 Dominick Blaylock, WR
14 Trey Blount, WR
37 Patrick Bond, WR
36 Latavious Brini, DB
24 Matthew Brown, OLB
97 Brooks Buce, PK
26 Patrick Burke, WR
12 Tommy Bush, WR
15 Lawrence Cager, WR
90 Jake Camarda, P
3 Tyson Campbell, DB
76 Michail Carter, DL
95 Noah Chumley, PK/P
8 Lewis Cine, DB
20 Sevaughn Clark, RB
52 Tyler Clark, DL
74 Ben Cleveland, OL
75 Owen Condon, OT
4 James Cook, TB
30 Tae Crowder, ILB
14 DJ Daniel, DB
99 Jordan Davis, DL
12 Rian Davis, LB
17 Nakobe Dean, LB
33 Ian Donald-McIntyre, TB
23 Willie Erdman, WR
50 Warren Ericson, OL
86 John FitzPatrick, TE
48 Jarrett Freeland, TE
11 Jake Fromm, QB
88 Ryland Goede, TE
57 Daniel Gothard, OL
84 Walter Grant, OLB
43 Chase Harof, OL
78 D'Marcus Hayes, OL
35 Brian Herrien, TB
10 Malik Herring, DL
55 Trey Hill, OL
24 Prather Hudson, TB
47 Dan Jackson, DB
29 Darius Jackson, RB
10 Kearis Jackson, WR
32 Ty James, WR
81 Jaylen Johnson, WR
11 Jermaine Johnson, LB
72 Netori Johnson, DL
36 Garrett Jones, RB
66 Solomon Kindley, OL
5 Matt Landers, WR
2 Richard LeCounte, DB
96 Zion Logue, DL
97 Tyler Malakius, DL
51 David Marshall, DE
15 Trezmen Marshall, LB
2 D'Wan Mathis, QB
77 Cade Mays, OL
22 Nate McBride, ILB
70 Warren McClendon, OL
39 KJ McCoy, RB
26 Tyrique McGhee, DB
6 Kenny McIntosh, RB
37 Jordon McKinney, DB
44 Peyton Mercer, TE
55 Miles Miccichi, ILB
91 Tymon Mitchell, DL
85 Cameron Moore, WR
17 Josh Moran, WR
56 William Mote, LS
39 Hugh Nelson, DB
59 Steven Nixon, LS
45 Bill Norton, DL
13 Azeez Ojulari, OLB
38 Aaron Olalude, DB

No.	Name	Pos.	Cl.	Ht.	Wt.	Exp.	Hometown	Previous School
1	George Pickens	WR	Fr.	6-3	190	HS	Hoover, Ala.	Hoover
1	Divaad Wilson	DB	RFr.	6-0	195	SQ	Miami, Fla.	Miami Northwestern
2	Richard LeCounte	DB	Jr.	5-11	190	2VL	Riceboro, Ga.	Liberty County
2	D'Wan Mathis	QB	Fr.	6-6	205	HS	Oak Park, Mich.	Oak Park
3	Tyson Campbell	DB	So.	6-2	185	1VL	Plantation, Fla.	American Heritage HS
3	Zamir White	TB	RFr.	6-0	215	SQ	Laurinburg, N.C.	Scotland
4	James Cook	TB	So.	5-11	190	1VL	Miami, Fla.	Miami Central HS
4	Nolan Smith	LB	Fr.	6-3	235	HS	Savannah, Ga.	IMG Academy
5	Matt Landers	WR	RSO.	6-5	200	1VL	St. Petersburg, Fla.	St. Petersburg
5	Julian Rochester	DL	Sr.	6-5	300	3VL	Mableton, Ga.	McEachern
6	Kenny McIntosh	RB	Fr.	6-1	210	HS	Ft. Lauderdale, Fla.	University School
6	Otis Reese	DB	So.	6-3	210	1VL	Leesburg, Ga.	Lee County HS
7	Tyrique Stevenson	DB	Fr.	6-0	202	HS	Miami, Fla.	Miami Southridge
7	D'Andre Swift	TB	Jr.	5-9	215	2VL	Philadelphia, Pa.	St. Joseph's Prep
8	Dominick Blaylock	WR	Fr.	6-1	195	HS	Marietta, Ga.	Walton
8	Lewis Cine	DB	Fr.	6-1	185	HS	Cedar Hill, Texas	Trinity Christian
9	Ameer Speed	DB	RSO.	6-3	211	1VL	Jacksonville, Fla.	Sandalwood
9	Nathan Priestley	QB	Fr.	6-4	205	HS	Los Angeles, Ca.	Loyola
10	Malik Herring	DL	Jr.	6-3	280	2VL	Forsyth, Ga.	Mary Persons
10	Kearis Jackson	WR	RFr.	6-0	200	SQ	Fort Valley, Ga.	Peach County
11	Jake Fromm	QB	Jr.	6-2	220	2VL	Warner Robins, Ga.	Houston County
11	Jermaine Johnson	LB	Jr.	6-5	240	TR	Eden Prairie, Minn.	Independence (Kan.) C.C.
12	Tommy Bush	WR	RFr.	6-5	195	SQ	Schertz, Texas	Samuel Clemens HS
12	Rian Davis	LB	Fr.	6-2	230	HS	Apopka, Fla.	Wekiva
13	Azeez Ojulari	OLB	RFr.	6-3	240	SQ	Marietta, Ga.	Marietta HS
13	Stetson Bennett	QB	RSO.	5-11	190	TR	Blackshear, Ga.	Jones County J.C. (Miss.)
14	Trey Blount	WR	Jr.	6-2	200	2VL	Atlanta, Ga.	Pace Academy
14	DJ Daniel	DB	Jr.	6-1	185	TR	Griffin, Ga.	Georgia Military College
15	Lawrence Cager	WR	*Gr.	6-5	220	TR	Baltimore, Md.	Miami
15	Trezmen Marshall	LB	Fr.	6-1	230	HS	Homerville, Ga.	Clinch County
16	Demetris Robertson	WR	Jr.	6-0	190	1VL	Savannah, Ga.	California
16	John Seter	QB	RSO.	6-3	180	SQ	Athens, Ga.	Lovejoy
17	Nakobe Dean	LB	Fr.	6-0	220	HS	Horn Lake, Miss.	Horn Lake
17	Josh Moran	WR	Jr.	6-2	193	SQ	Alpharetta, Ga.	Milton
17	Eli Wolf	TE	*Gr.	6-4	236	TR	Minster, Ohio	Tennessee
18	Brett Seither	TE	Fr.	6-5	228	HS	Clearwater, Fla.	Clearwater Central Catholic
19	Adam Anderson	OLB	So.	6-5	225	1VL	Rome, Ga.	Rome HS
19	Makiya Tongue	WR	Fr.	6-2	210	HS	Baton Rouge, La.	University Lab School
20	Sevaughn Clark	RB	Fr.	6-1	215	HS	Dawsonville, Ga.	Dawson County
20	J.R. Reed	DB	*Gr.	6-1	194	2VL	Frisco, Texas	Tulsa
22	Nate McBride	ILB	Jr.	6-2	223	2VL	Vidalia, Ga.	Vidalia
22	Jes Sutherland	QB	*Gr.	6-2	190	TR	College Park, Ga.	Samford
23	Willie Erdman	WR	Jr.	5-10	191	1VL	Merritt Island, Fla.	Melbourne Central
23	Mark Webb	DB	Jr.	6-1	200	2VL	Philadelphia, Pa.	Archbishop Wood
24	Matthew Brown	OLB	RFr.	6-2	210	SQ	Guyton, Ga.	South Effingham
24	Prather Hudson	TB	Jr.	5-11	200	2VL	Columbus, Ga.	Brookstone
25	Quay Walker	ILB	So.	6-4	240	1VL	Cordele, Ga.	Crisp County HS
26	Patrick Burke	WR	Jr.	6-3	197	SQ	Marietta, Ga.	Pope
26	Tyrique McGhee	DB	Sr.	5-10	187	3VL	Byron, Ga.	Peach County
27	Eric Stokes	DB	RSO.	6-1	185	1VL	Covington, Ga.	Eastside
28	Anthony Summey	RB	Fr.	6-0	210	HS	Ocean Township, N.J.	St. Peter's Preparatory
29	Darius Jackson	RB	RSO.	5-10	200	SQ	Sandersville, Ga.	Washington County
29	Christopher Smith	DB	So.	5-11	180	1VL	Atlanta, Ga.	Hapeville Charter HS
30	Tae Crowder	ILB	Sr.	6-3	235	2VL	Pine Mountain, Ga.	Harris County
31	William Poole	DB	Jr.	6-0	190	2VL	Atlanta, Ga.	Hapeville Charter
31	Reid Tulowitzky	WR	RSO.	5-10	175	SQ	Augusta, Ga.	Lakeside
32	Ty James	WR	Fr.	6-0	190	HS	Norcross, Ga.	Greater Atlanta Christian
32	Monty Rice	ILB	Jr.	6-1	235	2VL	Huntsville, Ala.	James Clemens
33	Robert Beal Jr.	OLB	RSO.	6-4	244	1VL	Lawrenceville, Ga.	Peachtree Ridge
33	Ian Donald-McIntyre	TB	Jr.	5-10	207	SQ	Fayetteville, Ga.	Whitewater
35	Brian Herrien	TB	Sr.	6-0	210	3VL	Douglasville, Ga.	New Manchester
36	Latavious Brini	DB	RSO.	6-2	210	1VL	Miami Gardens, Fla.	Mater Academy Charter
36	Garrett Jones	RB	RFr.	6-0	203	SQ	Albany, Ga.	Deerfield-Windsor
37	Patrick Bond	WR	RFr.	5-10	180	SQ	Milton, Ga.	Milton
37	Jordon McKinney	DB	Jr.	6-0	187	SQ	Dalton, Ga.	Dalton
38	Aaron Olalude	DB	Jr.	6-2	207	TR	Ibadan, Nigeria	Athens Technical College

GEORGIA BULLDOGS

2019 ROSTER

Alphabetical Roster

1	George Pickens, WR
96	Jack Podlesny, PK
93	Antonio Poole, N
31	William Poole, DB
9	Nathan Priestley, QB
49	Koby Pyrz, OL
20	J.R. Reed, DB
6	Otis Reese, DB
32	Monty Rice, ILB
16	Demetris Robertson, WR
5	Julian Rochester, DL
58	Hayden Rubin, OL
93	Bill Rubright, P
69	Jamaree Salyer, OL
18	Brett Seither, TE
16	John Seter, QB
54	Justin Shaffer, OL
87	Tyler Simmons, WR
42	Jake Skole, DB
29	Christopher Smith, DB
4	Nolan Smith, LB
9	Ameer Speed, DB
7	Tyrique Stevenson, DB
27	Eric Stokes, DB
28	Anthony Summey, RB
22	Jes Sutherland, QB
7	D'Andre Swift, TB
71	Andrew Thomas, OT
41	Channing Tindall, ILB
19	Makiya Tongue, WR
73	Xavier Truss, OL
31	Reid Tulowitzky, WR
64	David Vann, OL
48	JC Vega, LS
47	Payne Walker, LS
25	Quay Walker, ILB
44	Travon Walker, DL
90	Tramel Walthour, DL
61	Blake Watson, OL
60	Clay Webb, OL
23	Mark Webb, DB
42	Mitchell Wernitz, TE
3	Zamir White, TB
1	Divaad Wilson, DB
79	Isaiah Wilson, OL
46	Jake Wilson, DB
89	Charlie Woerner, TE
17	Eli Wolf, TE
95	Devonte Wyatt, DL
82	Kolby Wyatt, TE
92	Justin Young, DE

PRONUNCIATIONS

Trey BlountBLUNT
Latavious BriniBREE-nee
Jake Camarda	..Cuh-Mar-duh
Michail Cartermih-KALE
Lewis CineSEEN
Rian DavisRYAN
Nakobe DeanNUH-kobe
Jake FrommFRAHM
Ryland GoedeGo-Dee
Brian HerrienHAIR-ee-in
Malik HerringMUH-leak
Kearis JacksonKey-air-is
Richard LeCounteluhCOUNT
D'Wan MathisDuh-WHAN
Tyrique McGheetie-REEK
Miles MiccichiMuh-KEY-chee
Azeez Ojulariah-ZEEZ
.....Oju-LAHREE	
Bill RubrightROO-bright
Jamaree SalyerMAHR-ee
Justin ShafferSHAY-fur
Tramel WalthourTRUH-mel
.. Wall-thour (sounds like 'our')	
Zamir Whitezuh-MEER
Divaad Wilsondi-VAHD
Charlie WoernerWER-ner
Devonte Wyattdi-VAHN-tay

No. Name

39	KJ McCoy
39	Hugh Nelson
41	Channing Tindall
42	Jake Skole
42	Mitchell Wernitz
43	Tyler Beaver
43	Chase Harof
44	Peyton Mercer
44	Travon Walker
45	Bill Norton
46	Jake Wilson
47	Dan Jackson
47	Payne Walker
48	Jarrett Freeland
48	JC Vega
49	Koby Pyrz
50	Warren Ericson
51	David Marshall
52	Tyler Clark
54	Justin Shaffer
55	Trey Hill
55	Miles Miccichi
56	William Mote
57	Daniel Gothard
58	Hayden Rubin
59	Steven Nixon
60	Clay Webb
61	Blake Watson
64	David Vann
66	Solomon Kindley
69	Jamaree Salyer
70	Warren McClendon
71	Andrew Thomas
72	Netori Johnson
73	Xavier Truss
74	Ben Cleveland
75	Owen Condon
76	Michail Carter
77	Cade Mays
78	D'Marcus Hayes
79	Isaiah Wilson
81	Jaylen Johnson
82	Kolby Wyatt
84	Walter Grant
85	Cameron Moore
86	John FitzPatrick
87	Tyler Simmons
88	Ryland Goede
89	Charlie Woerner
90	Jake Camarda
90	Tramel Walthour
91	Tymon Mitchell
92	Justin Young
93	Antonio Poole
93	Bill Rubright
94	Michael Barnett
95	Noah Chumley
95	Devonte Wyatt
96	Zion Logue
96	Jack Podlesny
97	Brooks Buce
97	Tyler Malakius
98	Rodrigo Blankenship
99	Jordan Davis

Pos.

RB	RSo.	5-10	200	TR
DB	RFr.	6-2	198	SQ
ILB	So.	6-2	218	1VL
DB	RSo.	6-2	215	SQ
TE	RSo.	6-4	220	SQ
DB	Sr.	6-0	215	TR
OL	Jr.	6-2	250	TR
TE	RFr.	6-4	222	SQ
DL	Fr.	6-5	290	HS
DL	Fr.	6-6	285	HS
DB	Fr.	5-9	175	HS
DB	Fr.	6-1	180	HS
LS	RFr.	6-2	249	SQ
TE	RFr.	6-7	258	HS
LS	Fr.	6-0	225	HS
OL	Jr.	6-2	282	SQ
OL	RFr.	6-4	305	SQ
DE	Sr.	6-3	274	3VL
DL	Sr.	6-4	300	3VL
OL	Jr.	6-4	330	2VL
OL	So.	6-4	330	1VL
ILB	RFr.	6-1	227	SQ
LS	Fr.	6-2	230	HS
OL	Jr.	6-6	327	SQ
OL	Fr.	6-5	321	HS
LS	*Gr.	6-0	230	TR
OL	Fr.	6-3	290	HS
OL	RFr.	6-6	300	SQ
OL	Fr.	6-4	305	HS
OL	Jr.	6-4	335	2VL
OL	So.	6-4	325	1VL
OL	Fr.	6-4	320	HS
OT	Jr.	6-5	320	2VL
DL	RSo.	6-4	320	1VL
OL	Fr.	6-7	330	HS
OL	Jr.	6-6	335	2VL
OL	Fr.	6-5	315	1VL
OL	RSo.	6-7	340	1VL
WR	RFr.	6-2	192	SQ
TE	RSo.	6-4	215	SQ
OLB	Jr.	6-4	245	2VL
WR	RSo.	5-10	170	SQ
TE	RFr.	6-6	230	SQ
WR	Sr.	6-0	201	3VL
TE	Fr.	6-6	240	HS
TE	Sr.	6-5	245	3VL
P	So.	6-2	180	1VL
DL	So.	6-3	280	TR
DL	Fr.	6-3	315	HS
DE	Sr.	6-4	275	2VL
N	Jr.	6-2	333	SQ
P	RSo.	6-3	182	SQ
DT	*Gr.	6-4	304	3VL
PK/P	Fr.	6-3	185	HS
DL	Jr.	6-3	301	1VL
DL	Fr.	6-5	295	HS
PK	RFr.	6-4	180	HS
PK	RSo.	6-0	175	SQ
DL	Fr.	6-3	280	HS
PK	*Gr.	6-1	191	3VL
DL	So.	6-6	330	1VL

Hometown

Swainsboro, Ga.
Powder Springs, Ga.
Columbia, S.C.
Roswell, Ga.
Brookhaven, Ga.
Blue Ridge, Ga.
Roswell, Ga.
Twin City, Ga.
Thomaston, Ga.
Memphis, Tenn.
Acworth, Ga.
Gainesville, Ga.
Suwanee, Ga.
Lilburn, Ga.
Buford, Ga.
Cairo, Ga.
Suwanee, Ga.
Thomaston, Ga.
Americus, Ga.
Ellenwood, Ga.
Warner Robins, Ga.
Atlanta, Ga.
Hoover, Ala.
Dunwoody, Ga.
Atlanta, Ga.
Kennesaw, Ga.
Oxford, Ala.
Roswell, Ga.
Jesup, Ga.
Jacksonville, Fla.
Atlanta, Ga.
Brunswick, Ga.
Lithonia, Ga.
Ellenwood, Ga.
Warwick, R.I.
Toccoa, Ga.
Oklahoma City, Okla.
Jackson, Ga.
Knoxville, Tenn.
Madison, Miss.
Brooklyn, N.Y.
Duluth, Ga.
San Diego, Ca.
Cairo, Ga.
Alpharetta, Ga.
Atlanta, Ga.
Powder Springs, Ga.
Kennesaw, Ga.
Tiger, Ga.
Norcross, Ga.
Hinesville, Ga.
Nashville, Tenn.
Loganville, Ga.
Milledgeville, Ga.
Atlanta, Ga.
Ridgeville, S.C.
Savannah, Ga.
Decatur, Ga.
Lebanon, Tenn.
St. Simons Island, Ga.
Johns Creek, Ga.
Byron, Ga.
Marietta, Ga.
Charlotte, N.C.

Previous School

East Georgia State College
Hillgrove
Spring Valley HS
Blessed Trinity
Marist
Dalton State
Reinhardt
Emanuel County Institute
Upson-Lee
Christian Brothers
Mount Paran
North Hall
North Gwinnett
Parkview
Buford
Cairo
North Gwinnett
Upson-Lee
Americus-Sumter
Cedar Grove
Houston County
Lakeside
Spain Park
Dunwoody
Riverwood International Charter
Mercer University
Oxford
Milton
Wayne County
Raines
Pace Academy
Brunswick
Pace Academy
Cedar Grove
Bishop Hendricken
Stephens County
Bishop McGuinness HS
Jackson
Knoxville Catholic
Gulf Coast CC
Poly Prep Country Day
Peachtree Ridge
Shiloh
Cairo
Cambridge
The Marist School
McEachern
Kennesaw Mountain
Rabun County
Norcross HS
Hutchinson (Kan.) C.C.
Franklin Road Academy
Grayson
Georgia Military College
Marist
Woodland
Savannah Christian
Hutchinson (Kan.) CC
Lebanon
Glynn Academy
Greater Atlanta Christian
Westfield
Sprayberry
Mallard Creek HS

*Senior athletically, has already earned undergraduate degree

GEORGIA BULLDOGS*

**STARTING LINEUP FOR GAME 13*

Offense

WR	87	Tyler Simmons (6-0, 201, Sr.)	
	1	George Pickens (6-3, 190, Fr.)	
LT	71	Andrew Thomas (6-5, 320, Jr.)	
	78	D'Marcus Hayes (6-5, 315, Sr.)	
LG	66	Solomon Kindley (6-4, 335, Jr.)	
	54	Justin Shaffer (6-4, 330, Jr.)	
C	55	Trey Hill (6-4, 330, So.)	
	50	Warren Ericson (6-4, 305, RFr.)	
RG	77	Cade Mays (6-6, 318, So.)	OR
	74	Ben Cleveland (6-6, 335, Jr.)	
RT	79	Isaiah Wilson (6-7, 340, RSo.)	OR
	69	Jamaree Salyer (6-4, 325, So.)	
TE	89	Charlie Woerner (6-5, 245, Sr.)	
	17	*Eli Wolf (6-4, 236, Gr.)	OR
	86	John FitzPatrick (6-6, 230, RFr.)	
QB	11	Jake Fromm (6-2, 220, Jr.)	
	13	Stetson Bennett (5-11, 190, RSo.)	
TB	7	D'Andre Swift (5-9, 215, Jr.)	OR
	35	Brian Herrien (6-0, 210, Sr.)	
	3	Zamir White (6-0, 215, RFr.)	OR
	4	James Cook (5-11, 190, So.)	
WR	16	Demetris Robertson (6-0, 190, Jr.)	OR
	10	Kearis Jackson (6-0, 200, RFr.)	
	8	Dominick Blaylock (6-1, 195, Fr.)	
WR	5	Matt Landers (6-5, 200, RSo.)	OR
	15	*Lawrence Cager (6-5, 220, Gr.)	

Defense (12 starters listed)

DT	52	Tyler Clark (6-4, 300, Sr.)	OR
	95	Devonte Wyatt (6-3, 301, Jr.)	
	76	Michail Carter (6-3, 295, Sr.)	
NOSE	94	*Michael Barnett (6-4, 304, Gr.)	OR
	99	Jordan Davis (6-6, 330, So.)	
DE	51	David Marshall (6-3, 274, Sr.)	OR
	10	Malik Herring (6-3, 280, Jr.)	
	90	Tramel Walthour (6-3, 280, So.)	
	44	Travon Walker (6-5, 290, Fr.)	
SAM	84	Walter Grant (6-4, 245, Jr.)	OR
	11	Jermaine Johnson (6-5, 240, Jr.)	
	19	Adam Anderson (6-5, 225, So.)	
JACK	13	Azeez Ojulari (6-3, 240, RFr.)	
	4	Nolan Smith (6-3, 235, Fr.)	OR
	33	Robert Beal (6-4, 244, RSo.)	
MIKE	30	Tae Crowder (6-3, 235, Sr.)	
	25	Quay Walker (6-4, 240, So.)	
WILL	32	Monty Rice (6-1, 235, Jr.)	
	17	Nakobe Dean (6-0, 220, Fr.)	
LC	27	Eric Stokes (6-1, 185, RSo.)	
	7	Tyrique Stevenson (6-0, 202, Fr.)	
LS	2	Richard LeCounte (5-11, 190, Jr.)	OR
	8	Lewis Cine (6-1, 185, Fr.)	
	6	Otis Reese (6-3, 210, So.)	
RS	20	*J.R. Reed (6-1, 194, Gr.)	
	26	Tyrique McGhee (5-10, 187, Sr.)	
	29	Christopher Smith (5-11, 180, So.)	
RC	14	DJ Daniel (6-1, 185, Jr.)	OR
	3	Tyson Campbell (6-2, 185, So.)	
STAR	23	Mark Webb (6-1, 200, Jr.)	OR
	1	Divaad Wilson (6-0, 195 RFr.)	

*senior eligibility athletically

Special Teams

P	90	Jake Camarda (6-2, 180, So.)	
	93	Bill Rubright (6-3, 182, RSo.)	
PK	98	*Rodrigo Blankenship (6-1, 191, Gr.)	
	97	Brooks Buce (6-0, 175, RSo.)	
SN	59	*Steven Nixon (6-0, 230, Gr.)	OR
	47	Payne Walker (6-2, 249, RFr.)	
H	90	Jake Camarda (6-2, 180, So.)	
	13	Stetson Bennett (5-11, 190, RSo.)	
KOR	4	James Cook (5-11, 190, So.)	OR
	35	Brian Herrien (6-0, 210, Sr.)	
PR	87	Tyler Simmons (6-0, 201, Sr.)	OR
	10	Kearis Jackson (6-0, 200, RFr.)	OR
	8	Dominick Blaylock (6-1, 195, Fr.)	

Head Coach:

Kirby Smart.....43-11 (4th year overall)
at Georgia.....43-11 (same)

LSU

Offense

LT	77	Saahdiq Charles (6-4, 29, Jr.)	
	51	Dare Rosenthal (6-7, 314, RFr.)	
LG	73	Adrian Magee (6-4, 343, Sr.)	
	70	Ed Ingram (6-4, 295, So.)	
C	79	Lloyd Cushenberry III (6-4, 315, Jr.)	
	57	Chasen Hines (6-3, 336, So.)	
RG	68	Damien Lewis (6-3, 332, Sr.)	
	71	Donavaughn Campbell (6-5, 360, Jr.)	
RT	76	Austin Deculus (6-7, 322, Jr.)	
	74	Badara Traore (6-7, 320, Sr.)	
TE	81	Thaddeus Moss (6-3, 249, Jr.)	
	10	Stephen Sullivan (6-5, 242, Sr.)	
WR	1	Ja'Marr Chase (6-1, 200, So.)	
	17	Racey McMath (6-3, 221, Jr.)	
WR	6	Terrace Marshall Jr. (6-4, 200, So.)	
	10	Stephen Sullivan (6-5, 242, So.)	
WR	2	Justin Jefferson (6-3, 192, Jr.)	
	33	Trey Palmer (6-1, 180, Fr.)	
QB	9	Joe Burrow (6-4, 216, Sr.)	
	15	Myles Brennan (6-4, 207, So.)	
RB	22	Clyde Edwards-Helaire (5-8, 209, Jr.)	
	24	Chris Curry (6-0, 215, RFr.)	OR
	3	Tyrion Davis-Price (6-1, 226, Fr.)	OR
	4	John Emery Jr. (6-0, 203, Fr.)	

Defense

OLB	35	Damone Clark (6-3, 239, So.)	
	46	Andre Anthony (6-4, 250, Jr.)	
DE	97	Glen Logan (6-4, 309, Jr.)	
	92	Neil Farrell Jr. (6-4, 298, Jr.)	
NT	72	Tyler Shelvin (6-3, 346, So.)	
	62	Siaki Ika (6-4, 354, Fr.)	
DE	90	Rashard Lawrence (6-2, 308, Sr.)	
	91	Breiden Fehoko (6-2, 291, Sr.)	
OLB	18	K'Lavon Chaisson (6-4, 250, So.)	
	46	Andre Anthony (6-4, 250, Jr.)	
MLB	8	Patrick Queen (6-1, 227, Jr.)	
	35	Damone Clark (6-3, 239, So.)	
MLB	6	Jacob Phillips (6-4, 233, Jr.)	
	23	Micah Baskerville (6-1, 228, So.)	
CB	1	Kristian Fulton (6-0, 200, Sr.)	
	25	Cordale Flott (6-2, 160, Fr.)	
S	7	Grant Delpit (6-3, 203, Jr.)	
	14	Mo Hampton (6-0, 214, Fr.)	
S	3	JaCoby Stevens (6-1, 228, Jr.)	
	5	Kary Vincent Jr. (5-10, 185, Jr.)	
CB	24	Derek Stingley Jr. (6-1, 190, Fr.)	
	16	Jay Ward (6-2, 167, Fr.)	

Special Teams

PK	36	Cade York (6-2, 189, Fr.)	
	34	Connor Culp (5-10, 187, Jr.)	
KO	32	Avery Atkins (5-11, 217, So.)	
P	38	Zach Von Rosenberg (6-5, 240, Jr.)	
	32	Avery Atkins (5-11, 217, So.)	
SNP	48	Blake Ferguson (6-3, 235, Sr.)	
	47	Quentin Skinner (6-0, 253, Fr.)	
HOLDER	38	Zach Von Rosenberg (6-5, 240, Jr.)	
KOR	22	Clyde Edwards-Helaire (5-8, 209, Jr.)	
PR	24	Derek Stingley Jr. (6-1, 190, Fr.)	

Head Coach:

Ed Orgeron.....53-36 (8th year overall)
at LSU.....37-9 (3rd year)

PRONUNCIATION

GEORGIA

Trey Blount.....	BLUNT
Latavious Brini.....	BREE-nee
Jake Camarda.....	Cuh-Mar-duh
Michail Carter.....	mih-KALE
Lewis Cine.....	SEEN
Rian Davis.....	Ryan
Nakobe Dean.....	NUH-kobe
Jake Fromm.....	FRAHM
Ryland Goede.....	Go-Dee
Brian Herrien.....	HAIR-ee-in
Malik Herring.....	MUH-leak
Kearis Jackson.....	Key-air-is
Richard LeCounte.....	luh-COUNT
D'Wan Mathis.....	Duh-WHAN
Tyrique McGhee.....	tie-REEK
Miles Miccichi.....	Muh-KEY-chee
Azeez Ojulari.....	ah-ZEEZ
.....	Oju-LAHREE
Bill Rubright.....	ROO-bright
Jamaree Salyer.....	juh-MAHR-ee
.....	SAL-yur
Justin Shaffer.....	SHAY-fur
Tramel Walthour.....	TRUH-mel
.....	Wall-thour (sounds like 'our')
Zamir White.....	zuh-MEER
Divaad Wilson.....	di-VAHD
Charlie Woerner.....	WER-ner
Devonte Wyatt.....	di-VAHN-tay

LSU

Colby Brunet.....	Brew-nay
K'Lavon Chaisson.....	K-luh-von Chase-on
Saahdiq Charles.....	Sah-deek
Jarell Cherry.....	juh-Rell
Damone Clark.....	duh-Moan
Tyrion Davis-Price.....	Ty-ree-un
Austin Deculus.....	Deck-you-luss
Clyde Edwards-Helaire.....	E-lair
Neil Farrell Jr.....	Fair-ull
Breiden Fehoko.....	Bray-den fuh-Ho-ko
Soni Funua.....	So-nee Fuh-new-uh
Chasen Hines.....	Chase-in
Siaki Ika.....	see-Ah-key Eye-kuh
Jaray Jenkins.....	juh-Ray
Raydarius Jones.....	Ray-dare-ee-us
Jontre Kirklain.....	Jon-tray
Rashard Lawrence.....	Ruh-shard
Devonta Lee.....	duh-VON-tay
Jansen Mayea.....	My-yay
Racey McMath.....	Race-ee
Travez Moore.....	Truh-vez
Dare Rosenthal.....	Dare (rhymes with "care")
Jakori Savage.....	Juh-core-ee
Stephen Sullivan.....	stuh-Fahn
Badara Traore.....	buh-Dah-ruh Tray-or

DATE	Away Team	Home Team	Neutral Site	Winner
9/21/19	No. 7 Notre Dame	No. 3 Georgia	No	Georgia 23-17
12/1/2018	No. 4 Georgia	No. 1 Alabama	Yes (SEC Championship Game-Atlanta)	Alabama 35-28
10/27/2018	No. 7 Georgia	No. 9 Florida	Yes (Jacksonville, Fla)	Georgia 36-17
1/8/2018	No. 3 Georgia	No. 4 Alabama	Yes (CFP National Championship-Atlanta)	Alabama 26-23 OT
1/1/2018	No. 2 Oklahoma	No. 4 Georgia	Yes (Rose Bowl Game-Pasadena)	Georgia 54-48 2OT
9/28/2013	No. 6 LSU	No. 9 Georgia	No	Georgia 44-41
8/31/2013	Georgia	No. 8 Clemson	No	Clemson 38-35
12/1/2012	No. 3 Georgia	No. 2 Alabama	Yes (SEC Championship Game-Atlanta)	Alabama 32-28
10/6/2012	No. 5 Georgia	No. 6 South Carolina	No	South Carolina 35-7
12/3/2011	No. 12 Georgia	No. 1 LSU	Yes (SEC Championship Game-Atlanta)	LSU 42-10
9/27/2008	No. 8 Alabama	No. 3 Georgia	No	Alabama 41-30
9/22/2007	No. 22 Georgia	No. 16 Alabama	No	Georgia 26-23 OT
10/29/2005	No. 4 Georgia	No. 16 Florida	Yes (Jacksonville, Fla.)	Florida 14-10
9/11/2004	No. 3 Georgia	South Carolina	No	Georgia 20-16
11/13/2004	No. 8 Georgia	No. 3 Auburn	No	Auburn 24-26
9/20/2003	No. 7 Georgia	No. 11 LSU	No	LSU 17-10
11/2/2002	Florida	No. 5 Georgia	Yes (Jacksonville, Fla.)	Florida 20-13
10/5/2002	No. 7 Georgia	No. 22 Alabama	No	Georgia 27-25
10/30/1999	No. 5 Florida	No. 10 Georgia	Yes (Jacksonville, Fla.)	Florida 30-14
10/10/1998	No. 5 Tennessee	No. 7 Georgia	No	Tennessee 22-3
9/9/1995	Georgia	No. 8 Tennessee	No	Tennessee 30-27

SEC Championship Games in **BOLD**

2019 GEORGIA FOOTBALL COMPARISON

#4/4/4 Georgia Bulldogs (11-1, 7-1) vs. #2/1/1 LSU Tigers (12-0, 8-0)



December 7, 2019, 4 p.m. ET (CBS)
Mercedes-Benz Stadium - Atlanta, GA



OFFENSE

	Georgia Bulldogs	LSU Tigers
Average Points Per Game	32.9	48.7
First Downs	256	332
RUSHING YARDS	2400	2045
Number of Rushing Plays	460	413
Average Yards Per Rush	5.2	5.0
Average Rushing Yards Per Game	200.0	170.4
PASSING YARDS	2647	4680
Number of Passing Plays	342	438
Average Yards Per Completion	12.3	14.0
Average Passing Yards Per Game	220.6	390.0
TOTAL OFFENSIVE YARDS	5047	6725
AVERAGE YARDS PER GAME	420.6	560.4
Average Kickoff Return	18.8	20.9
Average Punt Return	11.4	12.3
Third Down Conversions	69 of 158 (43.7%)	71 of 142 (50.0%)

DEFENSE

	Georgia Bulldogs	LSU Tigers
Average Points Per Game	10.4	22.1
First Downs Allowed	175	224
RUSHING YARDS ALLOWED	852	1494
Number of Rushing Plays	335	406
Average Yards Per Rush	2.5	3.7
Average Rushing Yards Per Game	71.0	124.5
PASSING YARDS ALLOWED	2232	2657
Number of Passing Plays	413	407
Average Yards Per Completion	9.7	12.7
Average Passing Yards Per Game Allowed	186.0	221.4
OPPONENT TOTAL OFFENSE	3084	4151
OPPONENT AVERAGE YARDS PER GAME	257.0	345.9
Opponent Average Kickoff Return	18.4	21.1
Opponent Average Punt Return	8.0	16.7
Opponent Third Down Conversions	49 of 175 (28.0%)	54 of 176 (30.7%)

SCORE BY QUARTERS - Georgia LSU

1st	2nd	3rd	4th	OT	Total
84	129	84	98	0	395
124	197	153	110	---	584

TIME OF POSSESSION - Georgia LSU

32:45 (27:15 opp)
29:32 (30:28 opp)

PENALTIES - Georgia LSU

67 for 586 yards
73 for 724 yards

FUMBLES - Georgia LSU

14-7
10-5

FUMBLES CAUSED - Georgia LSU

14-7
8-4

INTERCEPTIONS BY - Georgia LSU

6 Opponents
14 Opponents

4
7

TURNOVER MARGIN - Georgia LSU

TOs GAINED	TOs LOST	MARGIN
13	11	+2
18	12	+6

2019 GEORGIA FOOTBALL STATS

OVERALL: 11-1 (HOME: 6-1; ROAD: 4-0; NEUTRAL: 1-0) SEC: 7-1 (HOME: 3-1; ROAD: 3-0; NEUTRAL: 1-0)

Date	Rank	Opponent (AP/USA)	TV	W-L	Score/Time	Attend.	Top Rusher	Top Passer	Top Receiver	Top Tackler
8/31	3/3	* at Vanderbilt	ESPN	W	30-6	40,350	Swift (16-147)	Fromm (15-23-156)	Robertson (3-23)	Rice/Webb (7)
9/7	3/3	Murray State	ESPN2	W	63-17	92,746	White (8-72)	Fromm (10-11-124)	Pickens (4-78)	Webb (6)
9/14	3/3	Arkansas State	ESPN2	W	55-0	92,746	Swift (9-76)	Fromm (12-22-279)	Pickens (5-84)	Beall/Clark (5)
9/21	3/3	7/7 Notre Dame	CBS	W	23-17	93,246	Swift (18-98)	Fromm (20-26-187)	Cager (5-82)	Crowder (9)
10/5	3/3	* at Tennessee	ESPN	W	43-14	92,709	Herrien (11-88)	Fromm (24-29-288)	Cager (5-58)	LeCounte/Webb (5)
10/12	3/3	* South Carolina	ESPN	L (2OT)	17-20	92,746	Swift (23-113)	Fromm (28-51-295)	Pickens (7-98)	Crowder/Rice (12)
10/19	10/10	* Kentucky	ESPN	W	21-0	92,746	Swift (21-179)	Fromm (9-12-35)	Pickens (4-35)	4 Players (6)
11/2	8/7	* vs. 6/6 Florida	CBS	W	24-17	84,789	Swift (25-86)	Fromm (20-30-279)	Cager (7-132)	Rice (9)
11/9	6/6/6	* Missouri	ESPN	W	27-0	92,746	Swift (12-83)	Fromm (13-29-173)	Cager (6-93)	Crowder (7)
11/16	4/5/5	* at 12/13/13 Auburn	CBS	W	21-14	87,451	Swift (17-106)	Fromm (13-28-110)	Robertson (3-20)	Rice (10)
11/23	4/4/4	* 24/24 Texas A&M	CBS	W	19-13	92,746	Swift (19-103)	Fromm (11-23-163)	Swift (4-29)	LeCounte (7)
11/30	4/4/4	at Ga. Tech	ABC	W	52-7	55,000	Swift (10-73)	Fromm (14-29-254)	Simmons (3-52)	Rice (8)
12/7	4/4	& vs. 1/1 LSU	CBS		4:00					

If two rankings listed AP/USA Today; if three rankings listed CFP/AP/USA Today ♦ ALL TIMES EASTERN ♦ *-SEC Games ♦ Florida game at Jacksonville, Fla. ♦ &-SEC Championship game (Atlanta)

TEAM STATISTICS

	GA	OPP
SCORING.....	395	125
Points Per Game.....	32.9	10.4
Points Off Turnovers.....	43	28
FIRST DOWNS.....	256	175
Rushing.....	115	55
Passing.....	121	100
Penalty.....	20	20
RUSHING YARDAGE.....	2400	852
Yards gained rushing.....	2590	1161
Yards lost rushing.....	190	309
Rushing Attempts.....	460	335
Average Per Rush.....	5.2	2.5
Average Per Game.....	200.0	71.0
TDs Rushing.....	20	1
PASSING YARDAGE.....	2647	2232
Comp-Att-Int.....	215-342-4	229-413-6
Average Per Pass.....	7.7	5.4
Average Per Catch.....	12.3	9.7
Average Per Game.....	220.6	186.0
TDs Passing.....	23	11
TOTAL OFFENSE.....	5047	3084
Total Plays.....	802	748
Average Per Play.....	6.3	4.1
Average Per Game.....	420.6	257.0
KICK RETURNS: #-Yards.....	13-244	13-239
KICK RETURN AVERAGE.....	18.8	18.4
PUNT RETURNS: #-Yards.....	24-273	10-80
PUNT RETURN AVERAGE.....	11.4	8.0
INT RETURNS: #-Yards.....	6-97	4-88
INT RETURN AVERAGE.....	16.2	22.0
FUMBLES-LOST.....	14-7	14-7
PENALTIES-Yards.....	67-586	79-578
Average Per Game.....	48.8	48.2
PUNTS-Yards.....	50-2367	86-3713
Average Per Punt.....	47.3	43.2
Net punt average.....	42.9	39.1
KICKOFFS-Yards.....	80-4965	32-1883
Average Per Kick.....	62.1	58.8
Net kick average.....	40.0	38.7
TIME OF POSSESSION/Game.....	32:45	27:15
3RD-DOWN Conversions.....	69/158	49/175
3rd-Down Pct.....	44%	28%
4TH-DOWN Conversions.....	2/6	6/20
4th-Down Pct.....	33%	30%
SACKS BY-Yards.....	26-202	9-64
MISC YARDS.....	0	0
TOUCHDOWNS SCORED.....	46	14
FIELD GOALS-ATTEMPTS.....	24-28	9-16
ON-SIDE KICKS.....	0-1	1-1
RED-ZONE SCORES.....	(47-49) 96%	(14-21) 67%
RED-ZONE TOUCHDOWNS.....	(33-49) 67%	(8-21) 38%
PAT-ATTEMPTS.....	(43-43) 100%	(14-14) 100%
ATTENDANCE.....	649722	275510
Games/Avg Per Game.....	7/92817	4/68878
Neutral Site Games.....		1/84789

SCORING	1ST	2ND	3RD	4TH	1OT	2OT	TOTAL
Georgia	84	129	84	98	0	0	395
Opponents	21	46	13	42	0	3	125

POSSESSION	1ST	2ND	3RD	4TH	TOTAL
Georgia	8:36	7:34	8:47	7:46	32:45
Opponents	6:23	7:25	6:12	7:13	27:14

RUSHING

	GP-GS	ATT	GAIN	LOSS	NET	AVG	TD	LONG	AVG/G
D'Andre Swift.....	12-11	193	1230	27	1203	6.2	7	47 MIZ	100.2
Brian Herrien.....	11-1	95	476	10	466	4.9	6	40 UT	42.4
Zamir White.....	11-0	55	318	7	311	5.7	2	29 MSU	28.3
James Cook.....	12-3	23	159	6	153	6.7	2	37 ASU	12.8
Kenny McIntosh.....	10-0	19	149	1	148	7.8	2	62 ASU	14.8
Tyler Simmons.....	12-10	9	69	2	67	7.4	0	17 UT	5.6
Demetris Robertson.....	11-4	5	49	1	48	9.6	0	16 MIZ	4.4
Sevaughn Clark.....	2-0	6	20	1	19	3.2	0	7 MSU	9.5
Stetson Bennett.....	4-0	4	15	3	12	3.0	1	14 ASU	3.0
Kearis Jackson.....	9-6	2	10	0	10	5.0	0	9 AU	1.1
Prather Hudson.....	12-0	1	5	0	5	5.0	0	5 MSU	0.4
Jake Fromm.....	12-12	30	90	86	4	0.1	0	15 VU	0.3
Nathan Priestley.....	2-0	1	0	1	-1	-1.0	0	0 MSU	-0.5
Matt Landers.....	10-1	1	0	6	-6	-6.0	0	0 ND	-0.6
TEAM.....	12-0	16	0	39	-39	-2.4	0	0	-3.2
Total.....	12	460	2590	190	2400	5.2	20	62 ASU	200.0
Opponents.....	12	335	1161	309	852	2.5	1	35 MSU	71.0

PASSING

	GP-GS	EFFIC	COMP-ATT-INT	PCT	YDS	TD	LONG	AVG/G
Jake Fromm.....	12-12	146.21	194-313-3	62.0	2385	21	60 ASU	198.8
Stetson Bennett.....	4-0	178.62	20-26-1	76.9	260	2	28 ASU	65.0
Nathan Priestley.....	2-0	58.40	1-2-0	50.0	2	0	2 MSU	1.0
TEAM.....	12-0	0.00	0-1-0	0.0	0	0	0	0.0
Total.....	12	147.73	215-342-4	62.9	2647	23	60 ASU	220.6
Opponents.....	12	106.73	229-413-6	55.4	2232	11	73 UT	186.0

RECEIVING

	GP-GS	NO.	YDS	AVG	TD	LONG	AVG/G
George Pickens.....	12-1	33	498	15.1	6	43 MSU	41.5
Lawrence Cager.....	9-6	33	476	14.4	4	52 UF	52.9
Demetris Robertson.....	11-4	26	281	10.8	3	33 UT	25.5
D'Andre Swift.....	12-11	21	198	9.4	1	48 ASU	16.5
Dominick Blaylock.....	11-3	17	299	17.6	5	60 ASU	27.2
James Cook.....	12-3	15	121	8.1	0	19 MSU/GT	10.1
Tyler Simmons.....	12-10	14	168	12.0	1	27 TAMU	14.0
Eli Wolf.....	12-0	13	194	14.9	1	47 GT	16.2
Brian Herrien.....	11-1	13	87	6.7	1	18 UF	7.9
Charlie Woerner.....	12-12	8	62	7.8	1	20 GT	5.2
Matt Landers.....	10-1	7	80	11.4	0	26 GT	8.0
Kearis Jackson.....	9-6	5	79	15.8	0	32 VU	8.8
Zamir White.....	11-0	2	20	10.0	0	15 SC	1.8
Jaylen Johnson.....	3-0	2	20	10.0	0	11 ASU	6.7
Willie Erdman.....	2-1	2	14	7.0	0	12 MSU	7.0
John FitzPatrick.....	11-0	1	22	22.0	0	22 MSU	2.0
Prather Hudson.....	12-0	1	14	14.0	0	14 ASU	1.2
Trey Blount.....	4-0	1	13	13.0	0	13 ASU	3.2
Tommy Bush.....	1-0	1	1	1.0	0	1 GT	1.0
Total.....	12	215	2647	12.3	23	60 ASU	220.6
Opponents.....	12	229	2232	9.7	11	73 UT	186.0

TOTAL OFFENSE

	GP-GS	PLAYS	RUSH	PASS	TOTAL	AVG/P	AVG/G
Jake Fromm.....	12-12	343	4	2385	2389	7.0	199.1
D'Andre Swift.....	12-11	193	1203	0	1203	6.2	100.2
Brian Herrien.....	11-1	95	466	0	466	4.9	42.4
Zamir White.....	11-0	55	311	0	311	5.7	28.3
Stetson Bennett.....	4-0	30	12	260	272	9.1	68.0
James Cook.....	12-3	23	153	0	153	6.7	12.8
Kenny McIntosh.....	10-0	19	148	0	148	7.8	14.8
Tyler Simmons.....	12-10	9	67	0	67	7.4	5.6
Demetris Robertson.....	11-4	5	48	0	48	9.6	4.4
Sevaughn Clark.....	2-0	6	19	0	19	3.2	9.5
Kearis Jackson.....	9-6	2	10	0	10	5.0	1.1
Prather Hudson.....	12-0	1	5	0	5	5.0	0.4
Nathan Priestley.....	2-0	3	-1	2	1	0.3	0.5
Matt Landers.....	10-0	1	-6	0	-6	-6.0	-0.6
TEAM.....	12-0	17	-39	0	-39	-2.3	-3.2
Total.....	12	802	2400	2647	5047	6.3	420.6
Opponents.....	12	748	852	2232	3084	4.1	257.0

2019 GEORGIA FOOTBALL STATS

PUNT RETURNS	NO.	YDS	AVG	TD	LONG
Dominick Blaylock	14	128	9.1	0	32 GT
Tyler Simmons.....	8	134	16.8	0	42 MSU
Kearis Jackson.....	2	11	5.5	0	6 VU
Total.....	24	273	11.4	0	42 MSU
Opponents.....	10	80	8.0	0	24 AU

INTERCEPTIONS	NO.	YDS	AVG	TD	LONG
Richard LeCounte	2	71	35.5	0	71 MIZ
Lewis Cine	1	15	15.0	0	15 ASU
Divaad Wilson.....	1	11	11.0	0	11 ND
Latavious Brini.....	1	0	0.0	0	0 MSU
J.R. Reed.....	1	0	0.0	0	0 ND
Total.....	6	97	16.2	0	71 MIZ
Opponents.....	4	88	22.0	2	53 SC

KICK RETURNS	NO.	YDS	AVG	TD	LONG
Brian Herrien.....	6	149	24.8	0	41 TAMU
James Cook.....	4	57	14.2	0	22 VU
D'Andre Swift.....	2	16	8.0	0	12 UF
Zamir White.....	1	22	22.0	0	22 GT
Total.....	13	244	18.8	0	41 TAMU
Opponents.....	13	239	18.4	0	58 UK

FUMBLE RETURNS	NO.	YDS	AVG	TD	LONG
Tae Crowder.....	1	60	60.0	1	60 UT
J.R. Reed.....	1	14	14.0	1	14 MSU
Richard LeCounte.....	1	1	1.0	0	1 UK
Total.....	3	75	25.0	2	60 UT
Opponents.....	2	20	10.0	0	12 VU

ALL PURPOSE	GP	RUSH	REC	RET	TOT	AVG/G
D'Andre Swift.....	12	1203	198	16	1417	118.1
Brian Herrien.....	11	466	87	149	702	63.8
George Pickens.....	12	0	498	0	498	41.5
Lawrence Cager.....	9	0	476	0	476	52.9
Dominick Blaylock.....	11	0	299	128	427	38.8
Tyler Simmons.....	12	67	168	134	369	30.8
Zamir White.....	11	311	20	22	353	32.1
James Cook.....	12	153	121	57	331	27.6
Demetris Robertson.....	11	48	281	0	329	29.9
Eli Wolf.....	12	0	194	0	194	16.2
Kenny McIntosh.....	10	148	0	0	148	14.8
Kearis Jackson.....	9	10	79	11	100	11.1
Matt Landers.....	10	-6	80	0	74	7.4
Richard LeCounte.....	12	0	0	71	71	5.9
Charlie Woerner.....	12	0	62	0	62	5.2
John FitzPatrick.....	11	0	22	0	22	2.0
Jaylen Johnson.....	3	0	20	0	20	6.7
Prather Hudson.....	12	5	14	0	19	1.6
Sevaughn Clark.....	2	19	0	0	19	9.5
Lewis Cine.....	11	0	0	15	15	1.4
Willie Erdman.....	2	0	14	0	14	7.0
Trey Blount.....	4	0	13	0	13	3.2
Stetson Bennett.....	4	12	0	0	12	3.0
Divaad Wilson.....	12	0	0	11	11	0.9
Jake Fromm.....	12	4	0	0	4	0.3
Tommy Bush.....	1	0	1	0	1	1.0
Nathan Priestley.....	2	-1	0	0	-1	-0.5
TEAM.....	12	-39	0	0	-39	-3.2
Total.....	12	2400	2647	614	5661	471.8
Opponents.....	12	852	2232	407	3491	290.9

PUNTING	NO.	YDS	AVG	LONG	TB	FC	120	50+	BLK
Jake Camarda.....	50	2367	47.3	67 AU	7	9	21	19	0
Total.....	50	2367	47.3	67 AU	7	9	21	19	0
Opponents.....	86	3713	43.2	69 UK	4	33	27	26	0

DEFENSE	GP	GS	SOLO	AST	TOT	TFL-YDS	SACKS-YDS	INT-YDS	PBU	QBP
Monty Rice.....	12-12	41	38	79	2-0-6	.	.	.	3	10
Tae Crowder.....	12-12	23	32	55	3-0-9	.	.	.	3	3
Richard LeCounte.....	12-12	29	24	53	4-5-9	.	.	2-71	3	.
J.R. Reed.....	12-12	25	23	48	2-0-5	0.5-1	1-0	.	7	2
Mark Webb.....	12-7	27	13	40	3-0-11	.	.	.	3	4
Eric Stokes.....	12-11	26	7	33	1-0-10	1-0-10	.	.	8	4
DJ Daniel.....	11-9	25	6	31	2-0-3	.	.	.	5	3
Azeez Ojulari.....	12-12	11	19	30	5-0-36	4-5-35	.	.	1	34
Tyler Clark.....	12-12	10	14	24	8-0-34	2-5-19	.	.	.	11
Nakobe Dean.....	12-0	12	11	23	0-5-0	.	.	.	1	3
Michael Barnett.....	11-4	5	18	23	0-5-0	.	.	.	1	3
Quay Walker.....	12-0	11	11	22	3-5-15	2-5-14	.	.	.	9
Devonte Wyatt.....	11-0	7	15	22	0-5-0	19
Divaad Wilson.....	12-2	16	6	22	.	.	1-11	.	1	1
Jermaine Johnson.....	12-1	9	10	19	3-0-14	2-5-13	.	.	1	12
Malik Herring.....	11-7	10	7	17	3-5-22	0-5-9	.	.	1	18
Jordan Davis.....	12-8	6	9	15	3-5-20	1-5-15	.	.	.	4
Nolan Smith.....	12-0	8	6	14	2-5-19	2-5-19	.	.	1	15
Tyson Campbell.....	7-3	8	6	14	0-5-1	.	.	.	4	1
Travon Walker.....	10-0	5	6	11	2-5-8	1-5-7	.	.	1	8
David Marshall.....	11-5	3	8	11	1-5-14	2
Nate McBride.....	12-0	5	5	10	1-0-1	.	.	.	2	.
Tyrique Stevenson.....	12-0	7	2	9	1-0-3	1-0-3	.	.	5	4
Channing Tindall.....	9-0	4	5	9	1-5-14	1-5-14	.	.	.	3
Lewis Cine.....	12-0	4	4	8	0-5-1	.	1-15	.	2	1
Robert Beal Jr.....	5-0	1	7	8	0-5-1	2
Walter Grant.....	11-3	5	2	7	2-0-10	1-0-6	.	.	.	5
Christopher Smith.....	12-0	2	5	7
Justin Young.....	9-0	3	3	6	1-0-1	.	.	.	1	1
Ameer Speed.....	11-0	5	.	5
Trezmen Marshall.....	12-0	3	2	5
Tymon Mitchell.....	2-0	1	3	4
Bill Norton.....	3-0	2	2	4	1-0-1
Adam Anderson.....	12-0	3	1	4	1-0-14	1-0-14	.	.	.	11
Netori Johnson.....	4-0	3	1	4	2-0-15	1-0-12	.	.	.	3
Otis Reese.....	12-0	2	1	3
Prather Hudson.....	12-0	3	.	3
William Poole.....	3-0	2	1	3
Michail Carter.....	7-0	1	1	2
Tyrique McGhee.....	8-0	.	2	2	1	3
Julian Rochester.....	2-0	1	1	2	1-0-1	1
Hugh Nelson.....	1-0	1	.	1
TEAM.....	12-0	1	.	1	1-0-11	1-0-11
Latavious Brini.....	4-0	1-0	.	.	.
Zion Logue.....	2-0	2
Total.....	12-0	376	337	713	66-309	26-202	6-97	55	202	

CAUSED FUMBLES (8): LeCounte (2); Webb (2); Dean (1); Jer. Johnson (1); Reed (1); Stokes (1).

FUMBLE RECOVERIES (7): LeCounte (3); Campbell (1); Crowder (1); J.R. Reed (1); D. Wyatt (1).

BLOCKED KICKS (0):

SCORING	TD	FGS	KICK	RUSH	PATS	RCV	PASS	DXP	SAF	PTS
Rodrigo Blankenship...0	24-28	43-43	0-0	0	0-0	0	0-0	0	0	115
D'Andre Swift.....8	0-0	0-0	0-0	0	0-0	0	0-0	0	0	48
Brian Herrien.....7	0-0	0-0	0-0	0	0-0	0	0-0	0	0	42
George Pickens.....6	0-0	0-0	0-0	0	0-0	0	0-0	0	0	36
Dominick Blaylock.....5	0-0	0-0	0-0	0	0-0	0	0-0	0	0	30
Lawrence Cager.....4	0-0	0-0	0-0	1	0-0	0	0-0	0	0	26
Demetris Robertson...3	0-0	0-0	0-0	0	0-0	0	0-0	0	0	18
James Cook.....2	0-0	0-0	0-0	1	0-0	0	0-0	0	0	14
Kenny McIntosh.....2	0-0	0-0	0-0	0	0-0	0	0-0	0	0	12
Zamir White.....2	0-0	0-0	0-0	0	0-0	0	0-0	0	0	12
Stetson Bennett.....1	0-0	0-0	0-0	0	0-0	0	0-0	0	0	6
Tyson Campbell.....1	0-0	0-0	0-0	0	0-0	0	0-0	0	0	6
Tae Crowder.....1	0-0	0-0	0-0	0	0-0	0	0-0	0	0	6
J.R. Reed.....1	0-0	0-0	0-0	0	0-0	0	0-0	0	0	6
Tyler Simmons.....1	0-0	0-0	0-0	0	0-0	0	0-0	0	0	6
Charlie Woerner.....1	0-0	0-0	0-0	0	0-0	0	0-0	0	0	6
Eli Wolf.....1	0-0	0-0	0-0	0	0-0	0	0-0	0	0	6
Jake Fromm.....0	0-0	0-0	0-0	0	2-3	0	0-0	0	0	0
Total.....	46	24-28	43-43	0-0	2	2-3	0	0	0	395
Opponents.....	14	9-16	14-14	0-0	0	0-0	0	0	0	125

CONSECUTIVE PAT KICKS MADE: Blankenship, 197; Georgia, 288 (last miss was blocked attempt vs. Vanderbilt on 10/4/14); Opponents, 69.

FIELD GOALS	FGM-FGA	PCT	01-19	20-29	30-39	40-49	50-99	LG	BLK
Rodrigo Blankenship.....	24-28	85.7	0-0	5-5	8-8	8-11	3-4	50 UT/SC	1
Totals.....	24-28	85.7	0-0	5-5	8-8	8-11	3-4	50 UT/SC	1
Opponents.....	9-16	56.3	0-0	4-5	3-4	2-5	0-2	49 SC	0

2019 GEORGIA FOOTBALL STATS

GAME-BY-GAME INDIVIDUAL OFFENSIVE STATISTICS

RUSHING	NO-YDS/TD	VU	MS	ASU	ND	UT	SC	UK	UF	MIZ	AU	TAMU	GT	LSU
D'Andre Swift	193-1203/7	16-147/0	6-67/2	9-76/0	18-98/1	17-72/1	23-113/1	21-179/2	25-86/0	12-83/0	17-106/0	19-103/0	10-73/0	
Brian Herrien	95-466/6	12-65/1	5-31/1	4-25/1	8-42/0	11-88/1	DNP	13-60/1	7-13/0	10-42/0	7-24/0	10-30/0	8-46/1	
Zamir White	55-311/2	5-51/0	8-72/1	6-18/1	DNP	7-57/0	12-44/0	1-3/0	1-2/0	6-24/0	3-10/0	-	6-30/0	
James Cook	23-153/2	2-22/1	3-30/0	3-51/1	1-4/0	-	2-10/0	-	1-6/0	6-7/0	1-1/0	-	4-30/0	
Kenny McIntosh	19-148/2	DNP	9-61/0	4-67/1	DNP	-	-	-	-	-	-	-	6-20/1	
Tyler Simmons	9-67/0	2-10/0	-	1-7/0	1-9/0	3-19/0	-	-	-	-	-	-	2-22/0	
D. Robertson	5-48/0	2-29/0	-	DNP	-	-	-	-	-	1-16/0	2-3/0	-	-	
Sevaughn Clark	6-19/0	DNP	4-13/0	2-6/0	DNP	DNP	DNP	DNP	DNP	DNP	DNP	DNP	DNP	
Stetson Bennett	4-12/1	DNP	1-1/1	1-14/0	DNP	-	DNP	DNP	DNP	DNP	DNP	DNP	2-3/0	
Kearis Jackson	2-10/0	-	DNP	DNP	DNP	-	-	-	-	-	1-9/0	1-1/0	-	
Prather Hudson	1-5/0	-	1-5/0	-	-	-	-	-	-	-	-	-	-	
Jake Fromm	30-4/0	-	1--9/0	2-6/0	2-15/0	1-5/0	6-6/0	5-2/0	3-12/0	3--6/0	2--8/0	3--20/0	2-1/0	
N. Priestley	1--1/0	DNP	1--1/0	-	DNP	DNP	DNP	DNP	DNP	DNP	DNP	DNP	DNP	
Matt Landers	1--6/0	-	-	-	1--6/0	-	-	DNP	-	-	-	DNP	DNP	
TEAM	16--39/0	1--1/0	1--1/0	1--2/0	2--2/0	2--3/0	-	3--9/0	-	-	3--4/0	3--17/0	-	

RECEIVING	NO-YDS/TD	VU	MS	ASU	ND	UT	SC	UK	UF	MIZ	AU	TAMU	GT	LSU
George Pickens	33-498/6	-	4-78/1	5-84/0	-	3-23/1	7-98/0	4-35/0	1-4/0	5-67/2	1-11/0	2-57/1	1-41/1	
Lawrence Cager	33-476/4	2-41/0	-	3-16/1	5-82/1	5-58/1	4-48/0	DNP	7-132/1	6-93/0	1-6/0	DNP	DNP	
D. Robertson	26-281/3	3-23/1	3-21/1	DNP	4-48/0	2-61/0	5-51/1	1-1/0	2-24/0	-	3-20/0	1-10/0	2-22/0	
D'Andre Swift	21-198/1	-	1-9/0	2-64/1	3-2/0	4-72/0	2-8/0	1--7/0	1-24/0	1-0/0	2--3/0	4-29/0	-	
D. Blaylock	17-299/5	DNP	3-48/1	4-112/1	2-19/0	-	2-27/0	-	1-3/1	-	2-50/1	1-11/0	2-29/1	
James Cook	15-121/0	2-13/0	2-27/0	2-17/0	-	2-12/0	3-15/0	2-3/0	-	-	-	-	2-34/0	
Tyler Simmons	14-168/1	-	-	2-21/0	1-9/0	3-26/0	4-33/0	-	-	-	-	1-27/0	3-52/1	
Eli Wolf	13-194/1	1-11/0	4-73/0	1-6/0	1-8/0	2-18/0	-	-	2-26/0	-	1-5/1	-	1-47/0	
Brian Herrien	13-87/1	1-4/0	-	1-4/0	1-12/0	1-1/0	DNP	1-3/0	4-46/0	-	2-8/1	-	2-9/0	
Charlie Woerner	8-62/1	2-7/0	-	-	2-8/0	-	-	-	2-20/0	-	-	1-7/0	1-20/1	
Matt Landers	7-80/0	2-26/0	1-12/0	-	1--1/0	2-17/0	-	DNP	-	-	-	DNP	1-26/0	
Kearis Jackson	5-79/0	2-31/0	DNP	DNP	DNP	-	-	-	-	1-13/0	1-13/0	1-22/0	-	
Jaylen Johnson	2-20/0	DNP	-	2-20/0	DNP	DNP	DNP	DNP	DNP	DNP	DNP	DNP	-	
Zamir White	2-20/0	-	-	1-5/0	DNP	-	1-15/0	-	-	-	-	-	-	
Willie Erdman	2-14/0	DNP	1-2/0	1-12/0	DNP	DNP	DNP	DNP	DNP	DNP	DNP	DNP	DNP	
J. FitzPatrick	1-22/0	-	1-22/0	-	-	-	-	-	-	-	-	DNP	-	
Prather Hudson	1-14/0	-	-	1-14/0	-	-	-	-	-	-	-	-	-	
Trey Blount	1-13/0	-	-	1-13/0	-	DNP	DNP	DNP	DNP	DNP	DNP	DNP	DNP	
Tommy Bush	1-1/0	DNP	DNP	DNP	DNP	DNP	DNP	DNP	DNP	DNP	DNP	DNP	1-1/0	

PUNT RETURNS	NO-YDS	VU	MS	ASU	ND	UT	SC	UK	UF	MIZ	AU	TAMU	GT	LSU
D. Blaylock	14-128	DNP	1-11	-	-	1-6	-	1-7	1-7	4-34	2-0	1-18	3-45	
Tyler Simmons	8-134	3-55	3-65	1-17	1--3	-	-	-	-	-	-	-	-	
Kearis Jackson	2-11	1-6	DNP	DNP	DNP	-	-	-	-	1-5	-	-	-	

KICK RETURNS	NO-YDS	VU	MS	ASU	ND	UT	SC	UK	UF	MIZ	AU	TAMU	GT	LSU
Brian Herrien	6-149	-	2-37	-	-	-	DNP	-	2-51	-	1-20	1-41	-	
James Cook	4-57	2-41	-	-	1-16	-	-	1-0	-	-	-	-	-	
D'Andre Swift	2-16	-	-	-	1-4	-	-	-	1-12	-	-	-	-	
Zamir White	1-22	-	-	-	DNP	-	-	-	-	-	-	-	1-22	

INT. RETURNS	NO-YDS	VU	MS	ASU	ND	UT	SC	UK	UF	MIZ	AU	TAMU	GT	LSU
R. LeCounte	2-71	-	-	-	-	1-0	-	-	-	1-71	-	-	-	
Lewis Cine	1-15	-	-	1-15	-	-	-	-	-	-	-	-	DNP	
Divaad Wilson	1-11	-	-	-	1-11	-	-	-	-	-	-	-	-	
Latavious Brini	1-0	DNP	1-0	-	DNP	DNP	DNP	DNP	DNP	-	DNP	DNP	-	
J.R. Reed	1-0	-	-	-	1-0	-	-	-	-	-	-	-	-	

FUM. RETURNS	NO-YDS	VU	MS	ASU	ND	UT	SC	UK	UF	MIZ	AU	TAMU	GT	LSU
Tae Crowder	1-60	-	-	-	-	1-60	-	-	-	-	-	-	-	
J.R. Reed	1-14	-	1-14	-	-	-	-	-	-	-	-	-	-	
R. LeCounte	1-1	-	-	-	-	-	-	1-1	-	-	-	-	-	

PASSING	ATT	CMP	INT	PCT	YDS	TD	LONG	SACK	YDS	EFFIC
Jake Fromm										
Vanderbilt	23	15	0	65.2	156	1	38	0	0	136.5
Murray State	11	10	0	90.9	166	1	43	1	9	247.7
Arkansas State	22	17	0	77.3	279	3	60	0	0	228.8
Notre Dame	26	20	0	76.9	187	1	36	0	0	150.0
Tennessee	29	24	0	82.8	288	2	44	0	0	188.9
S. Carolina	51	28	3	54.9	295	1	33	3	11	98.2
Kentucky	12	9	0	75.0	35	0	22	0	0	99.5
Florida	30	20	0	66.7	279	2	52	0	0	166.8
Missouri	29	13	0	44.8	173	2	32	1	9	117.7
Auburn	28	13	0	46.4	110	3	51	1	8	114.8
Texas A&M	23	11	0	47.8	163	1	41	2	19	121.7
Georgia Tech	29	14	0	48.3	254	4	47	1	8	167.4
TOTALS	313	194	3	62.0	2385	21	60	9	64	146.2

Stetson Bennett										
Murray State	13	9	1	69.2	124	2	25	0	0	184.7
Arkansas State	10	9	0	90.0	109	0	28	0	0	181.6
Georgia Tech	3	2	0	66.7	27	0	26	0	0	142.3
TOTALS	26	20	1	76.9	260	2	28	0	0	178.6

Nathan Priestley										
Murray State	1	1	0	100.0	2	0	2	0	0	116.8
Arkansas State	1	0	0	0.0	0	0	0	0	0	0.0
TOTALS	2	1	0	50.0	2	0	2	0	0	58.4

2019 GEORGIA FOOTBALL STATS

GAME-BY-GAME INDIVIDUAL DEFENSIVE STATISTICS

TACKLES	S-A	TOT	VU	MSU	ASU	ND	UT	SC	UK	UF	MIZ	AU	TAMU	GT	LSU
Monty Rice	41-38	79	4-3	1-3	2-2	1-6	2-2	6-6	2-1	2-7	2-4	8-2	3-2	8-0	
Tae Crowder	23-32	55	2-1	0-2	2-1	4-5	0-1	4-8	1-5	-	2-5	3-2	3-1	2-1	
R. LeCounte	29-24	53	2-2	2-3	1-0	2-5	4-1	1-0	2-4	2-4	1-3	5-1	6-1	1-0	
J.R. Reed	25-23	48	1-2	0-4	3-1	2-5	2-2	7-2	2-1	1-1	0-2	5-0	2-1	0-2	
Mark Webb	27-13	40	4-3	6-0	1-2	2-1	4-1	-	-	3-3	2-1	2-0	1-2	2-0	
Eric Stokes	26-7	33	3-0	1-0	2-1	0-1	2-1	5-1	-	3-1	4-0	6-1	0-1	-	
DJ Daniel	25-6	31	1-0	DNP	2-0	2-3	2-0	2-2	3-0	1-1	2-0	6-0	3-0	1-0	
Azeez Ojulari	11-19	30	2-4	0-2	0-1	1-1	2-1	3-3	-	1-4	1-1	0-1	1-1	-	
Tyler Clark	10-14	24	0-2	1-2	2-3	0-1	-	2-1	-	0-2	1-2	2-0	1-1	1-0	
Nakobe Dean	12-11	23	-	0-3	-	-	1-0	0-1	4-2	1-1	1-2	2-1	0-1	3-0	
Michael Barnett	5-18	23	1-0	0-3	0-2	0-1	1-1	1-4	0-3	DNP	-	0-1	0-2	2-1	
Divaad Wilson	16-6	22	1-1	0-2	0-1	3-0	-	2-0	1-1	2-1	-	2-0	4-0	1-0	
Quay Walker	11-11	22	3-1	1-3	1-0	0-1	1-0	-	3-3	0-1	1-1	1-0	-	0-1	
Devonte Wyatt	7-15	22	1-2	0-2	0-4	0-1	-	1-0	0-2	0-2	2-1	1-1	2-0	DNP	
Jer. Johnson	9-10	19	-	1-3	2-0	-	-	-	1-1	1-2	0-2	3-1	1-1	-	
Malik Herring	10-7	17	DNP	0-1	1-0	0-1	1-1	1-0	1-2	1-1	-	4-0	0-1	1-0	
Jordan Davis	6-9	15	1-1	0-1	1-1	-	-	-	0-2	0-2	1-1	0-1	2-0	1-0	
Tyson Campbell	8-6	14	0-1	1-2	1-2	DNP	DNP	DNP	DNP	DNP	-	1-0	4-1	1-0	
Nolan Smith	8-6	14	1-0	2-1	-	0-1	-	1-1	1-0	0-1	1-1	-	-	2-1	
Travon Walker	5-6	11	1-1	0-2	0-1	-	-	DNP	DNP	0-2	1-0	2-0	1-0	-	
David Marshall	3-8	11	0-2	0-1	0-1	-	0-1	-	0-2	DNP	-	1-0	0-1	1-0	
Nate McBride	5-5	10	1-0	0-1	2-1	-	1-2	-	-	-	-	-	-	1-1	
T. Stevenson	7-2	9	1-0	1-1	2-0	-	0-1	-	-	-	2-0	1-0	-	-	
C. Tindall	4-5	9	0-1	1-2	0-1	-	1-1	-	1-0	DNP	DNP	1-0	DNP	-	
Lewis Cine	4-4	8	-	0-1	1-2	-	-	-	-	-	2-1	-	-	1-0	
Robert Beal Jr.	1-7	8	DNP	0-2	0-5	DNP	-	DNP	DNP	DNP	1-0	DNP	DNP	-	
Walter Grant	5-2	7	-	1-0	-	0-1	2-0	1-1	1-0	-	DNP	-	-	-	
C. Smith	2-5	7	1-0	1-1	-	-	0-2	-	0-1	-	0-1	-	-	-	
Justin Young	3-3	6	0-1	-	-	1-1	1-0	0-1	1-0	-	-	DNP	DNP	DNP	
Ameer Speed	5-0	5	-	1-0	2-0	1-0	-	-	-	1-0	DNP	-	-	-	
T. Marshall	3-2	5	-	1-2	-	-	-	-	-	-	-	-	1-0	1-0	
Adam Anderson	3-1	4	-	1-0	-	-	-	1-0	-	-	-	-	-	1-1	
Netori Johnson	3-1	4	DNP	1-0	-	DNP	DNP	0-1	DNP	DNP	DNP	DNP	DNP	2-0	
Bill Norton	2-2	4	DNP	-	0-2	DNP	DNP	DNP	DNP	DNP	DNP	DNP	DNP	2-0	
Tymon Mitchell	1-3	4	DNP	-	1-3	DNP	DNP	DNP	DNP	DNP	DNP	DNP	DNP	DNP	
Prather Hudson	3-0	3	-	-	-	-	-	-	-	-	1-0	-	1-0	1-0	
William Poole	2-1	3	DNP	1-1	-	DNP	DNP	DNP	DNP	DNP	DNP	DNP	DNP	1-0	
Otis Reese	2-1	3	-	-	1-1	-	-	-	-	-	-	-	-	1-0	
Michail Carter	1-1	2	-	0-1	DNP	DNP	DNP	-	-	-	DNP	1-0	DNP	-	
J. Rochester	1-1	2	DNP	DNP	DNP	DNP	1-1	DNP	DNP	-	DNP	DNP	DNP	DNP	
Tyrique McGhee	0-2	2	-	-	DNP	0-1	0-1	-	-	DNP	DNP	DNP	DNP	-	
Hugh Nelson	1-0	1	DNP	DNP	1-0	DNP	DNP	DNP	DNP	DNP	DNP	DNP	DNP	DNP	
TEAM	1-0	1	1-0	-	-	-	-	-	-	-	-	-	-	-	
TFLs	S-A	TOT	VU	MSU	ASU	ND	UT	SC	UK	UF	MIZ	AU	TAMU	GT	LSU
Tyler Clark	7-2	8.0	-	1.0-4	1.5-9	-	-	1.0-4	-	-	-	2.0-2	1.5-11	1.0-4	
Azeez Ojulari	3-4	5.0	0.5-6	0.5-6	0.5-1	-	2.0-12	-	-	1.5-11	-	-	-	-	
R. LeCounte	4-1	4.5	-	-	-	-	1.0-1	1.0-2	-	-	0.5-1	1.0-4	-	1.0-1	
Malik Herring	3-1	3.5	DNP	-	-	-	1.0-4	-	-	0.5-9	-	1.0-8	-	1.0-1	
Jordan Davis	3-1	3.5	1.0-4	-	-	-	-	-	-	0.5-10	1.0-1	-	1.0-5	-	
Quay Walker	3-1	3.5	-	-	1.0-7	-	1.0-1	-	0.5-2	-	1.0-5	-	-	-	
Jer. Johnson	2-2	3.0	-	1.0-7	1.0-6	-	-	-	-	-	-	-	1.0-1	-	
Mark Webb	2-2	3.0	-	1.0-6	0.5-2	-	-	-	-	-	-	-	0.5-1	1.0-2	
Tae Crowder	2-2	3.0	-	-	1.0-4	1.0-2	0.5-1	0.5-2	-	-	-	-	-	-	
Nolan Smith	2-1	2.5	-	1.5-10	-	-	-	-	-	-	1.0-9	-	-	-	
Travon Walker	2-1	2.5	-	0.5-2	-	-	-	DNP	DNP	-	1.0-1	1.0-5	-	-	
Netori Johnson	2-0	2.0	DNP	1.0-3	-	DNP	DNP	-	DNP	DNP	DNP	DNP	DNP	1.0-12	
Walter Grant	2-0	2.0	-	1.0-6	-	-	1.0-4	-	-	-	DNP	-	-	-	
Monty Rice	1-2	2.0	-	-	-	-	-	-	-	0.5-1	0.5-2	-	1.0-3	-	
J.R. Reed	0-4	2.0	-	0.5-1	-	-	0.5-0	0.5-3	0.5-1	-	-	-	-	-	
DJ Daniel	2-0	2.0	-	DNP	-	1.0-1	-	-	-	-	-	1.0-2	-	-	
David Marshall	1-1	1.5	-	-	-	-	0.5-1	-	-	DNP	-	1.0-13	-	-	
C. Tindall	1-1	1.5	0.5-5	1.0-9	-	-	-	-	-	DNP	DNP	-	DNP	-	
Adam Anderson	1-0	1.0	-	1.0-14	-	-	-	-	-	-	-	-	-	-	
TEAM	1-0	1.0	1.0-11	-	-	-	-	-	-	-	-	-	-	-	
Eric Stokes	1-0	1.0	-	-	-	-	1.0-10	-	-	-	-	-	-	-	
T. Stevenson	1-0	1.0	-	-	-	-	-	-	-	-	-	1.0-3	-	-	
Nate McBride	1-0	1.0	-	-	-	-	1.0-1	-	-	-	-	-	-	-	
Bill Norton	1-0	1.0	DNP	-	-	DNP	DNP	DNP	DNP	DNP	DNP	DNP	DNP	1.0-1	
J. Rochester	1-0	1.0	DNP	DNP	DNP	DNP	1.0-1	-	DNP	-	-	DNP	DNP	DNP	
Justin Young	1-0	1.0	-	-	-	1.0-1	-	-	-	-	-	DNP	DNP	DNP	
Robert Beal Jr.	0-1	0.5	DNP	-	0.5-1	DNP	-	DNP	DNP	DNP	-	DNP	DNP	-	
Tyson Campbell	0-1	0.5	-	-	0.5-1	DNP	DNP	DNP	DNP	DNP	-	-	-	-	
Lewis Cine	0-1	0.5	-	-	0.5-1	-	-	-	-	-	-	-	-	-	
Michael Barnett	0-1	0.5	-	-	-	-	0.5-0	-	-	DNP	-	-	-	-	
Nakobe Dean	0-1	0.5	-	0.5-0	-	-	-	-	-	-	-	-	-	-	
Devonte Wyatt	0-1	0.5	-	0.5-0	-	-	-	-	-	-	-	-	-	DNP	
SACKS	S-A	TOT	VU	MSU	ASU	ND	UT	SC	UK	UF	MIZ	AU	TAMU	GT	LSU
Azeez Ojulari	3-3	4.5	0.5-6	0.5-6	0.5-1	-	2.0-12	-	-	1.0-10	-	-	-	-	
Tyler Clark	2-1	2.5	-	-	1.5-9	-	-	-	-	-	-	-	1.0-10	-	
Nolan Smith	2-1	2.5	-	1.5-10	-	-	-	-	-	-	1.0-9	-	-	-	
Quay Walker	2-1	2.5	-	-	1.0-7	-	-	-	0.5-2	-	1.0-5	-	-	-	
Jer. Johnson	2-1	2.5	-	0.5-6	1.0-6	-	-	-	-	-	-	-	1.0-1	-	
Jordan Davis	1-1	1.5	-	-	-	-	-	-	-	0.5-10	-	-	1.0-5	-	
C. Tindall	1-1	1.5	0.5-5	1.0-9	-	-	-	-	-	DNP	DNP	-	DNP	-	
Travon Walker	1-1	1.5	-	0.5-2	-	-	-	DNP	DNP	-	-	1.0-5	-	-	
Adam Anderson	1-0	1.0	-	1.0-14	-	-	-	-	-	-	-	-	-	-	
Netori Johnson	1-0	1.0	DNP	-	-	DNP	DNP	-	DNP	DNP	DNP	DNP	DNP	1.0-12	
TEAM	1-0	1.0	1.0-11	-	-	-	-	-	-	-	-	-	-	-	
Eric Stokes	1-0	1.0	-	-	-	-	1.0-10	-	-	-	-	-	-	-	
Walter Grant	1-0	1.0	-	1.0-6	-	-	-	-	-	-	DNP	-	-	-	
T. Stevenson	1-0	1.0	-	-	-	-	-	-	-	-	-	1.0-3	-	-	
Malik Herring	0-1	0.5	DNP	-	-	-	-	-	-	0.5-9	-	-	-	-	
J.R. Reed	0-1	0.5	-	-	-	-	-	-	0.5-1	-	-	-	-	-	

2019 GEORGIA FOOTBALL STATS

GAME-BY-GAME INDIVIDUAL PARTICIPATION

PLAYER	GP/GS	VU	MSU	ASU	ND	UT	SC	UK	UF	MIZ	AU	TAMU	GT	LSU
19 Adam Anderson	12/0	XXX	XXX	XXX	XXX	XXX	XXX	XXX	XXX	XXX	XXX	XXX	XXX	XXX
94 Michael Barnett	11/4	XXX	XXX	XXX	XXX	XXX	START	START	XXX	XXX	XXX	START	START	XXX
33 Robert Beal Jr.	5/0	...	XXX	XXX	...	XXX	XXX	XXX	XXX
15 Stetson Bennett	4/0	...	XXX	XXX	...	XXX	XXX	XXX
98 R. Blankenship	12/0	XXX	XXX	XXX	XXX	XXX	XXX	XXX	XXX	XXX	XXX	XXX	XXX	XXX
8B D. Blaylock	11/3	...	XXX	XXX	XXX	XXX	XXX	XXX	START	XXX	XXX	START	START	XXX
1B Trey Blount	4/0	XXX	XXX	XXX	XXX	XXX
36 Latavious Brini	4/0	...	XXX	XXX	XXX	XXX	XXX
97 Brooks Buce	2/0	...	XXX	XXX	XXX
1T Tommy Bush	1/0	XXX	XXX
15 Lawrence Cager	9/6	XXX	XXX	START	START	START	START	...	XXX	START	START	XXX
90 Jake Camarda	12/0	XXX	XXX	XXX	XXX	XXX	XXX	XXX	XXX	XXX	XXX	XXX	XXX	XXX
3C Tyson Campbell	7/3	START	START	START	XXX	XXX	XXX	XXX	XXX
76 Michail Carter	7/0	XXX	XXX	XXX	XXX	XXX	XXX	XXX	XXX	XXX	XXX	XXX	XXX	XXX
8 Lewis Cine	12/0	XXX	XXX	XXX	XXX	XXX	XXX	XXX	XXX	XXX	XXX	XXX	XXX	XXX
2C Sevaughn Clark	2/0	...	XXX	XXX	XXX
52 Tyler Clark	12/12	START	START	START	START	START	START	START	START	START	START	START	START	START
74 Ben Cleveland	12/6	XXX	XXX	START	START	XXX	START	START	XXX	XXX	XXX	START	START	START
75 Owen Condon	1/0	XXX	XXX
4 James Cook	12/3	XXX	START	START	XXX	START	XXX	XXX	XXX	XXX	XXX	XXX	XXX	XXX
30 Tae Crowder	12/12	START	START	START	START	START	START	START	START	START	START	START	START	START
14 DJ Daniel	11/9	XXX	...	XXX	START	START	START	START	START	START	START	START	START	START
99 Jordan Davis	12/8	START	START	START	START	START	XXX	XXX	START	START	START	XXX	XXX	XXX
12 Rian Davis	1/0	XXX	XXX	XXX
1D Nakobe Dean	12/0	XXX	XXX	XXX	XXX	XXX	XXX	XXX	XXX	XXX	XXX	XXX	XXX	XXX
2E Willie Erdman	2/0	...	XXX	XXX	XXX
50 Warren Ericson	5/0	...	XXX	XXX	...	XXX	XXX	XXX	XXX
86 J. FitzPatrick	11/1	START	XXX	XXX	XXX	XXX	XXX	XXX	XXX	XXX	XXX	START	START	START
11 Jake Fromm	12/12	START	START	START	START	START	START	START	START	START	START	START	START	START
88 Ryland Goede	2/0	...	XXX	XXX
57 Daniel Gothard	2/0	...	XXX	XXX
84 Walter Grant	11/3	XXX	XXX	XXX	XXX	START	XXX	XXX	XXX	...	START	XXX	START	START
78 D'Marcus Hayes	6/0	XXX	XXX	XXX	...	XXX	XXX	XXX	XXX	XXX	XXX	XXX
35 Brian Herrien	11/1	START	XXX	XXX	XXX	XXX	...	XXX	XXX	XXX	XXX	XXX	XXX	XXX
1H Malik Herring	11/7	...	XXX	START	START	XXX	START	START	START	START	XXX	START	XXX	XXX
55 Trey Hill	12/12	START	START	START	START	START	START	START	START	START	START	START	START	START
24 Prather Hudson	12/0	XXX	XXX	XXX	XXX	XXX	XXX	XXX	XXX	XXX	XXX	XXX	XXX	XXX
10 Kearis Jackson	9/6	START	XXX	XXX	XXX	START	START	START	START	START	START
81 Jaylen Johnson	3/0	...	XXX	XXX	XXX
1J Jer. Johnson	12/1	XXX	START	XXX	XXX	XXX	XXX	XXX	XXX	XXX	XXX	XXX	XXX	XXX
72 Netori Johnson	4/0	...	XXX	XXX	XXX	XXX
66 Solomon Kindley	11/9	START	START	START	START	...	XXX	XXX	START	START	START	START	START	START
5L Matt Landers	10/1	XXX	START	XXX	XXX	XXX	XXX	...	XXX	XXX	XXX	XXX
2 R. LeCounte	12/12	START	START	START	START	START	START	START	START	START	START	START	START	START
9L Zion Logue	2/0	...	XXX	XXX
51 David Marshall	11/5	START	START	XXX	XXX	START	XXX	XXX	...	XXX	START	XXX	START	START
1M T. Marshall	12/0	XXX	XXX	XXX	XXX	XXX	XXX	XXX	XXX	XXX	XXX	XXX	XX	XX
77 Cade Mays	12/10	START	START	START	START	START	START	START	START	START	START	XXX	XXX	XXX
22 Nate McBride	12/0	XXX	XXX	XXX	XXX	XXX	XXX	XXX	XXX	XXX	XXX	XXX	XXX	XXX
70 W. McClendon	3/0	...	XXX	XXX	XXX
26 Tyrique McGhee	8/0	XXX	XXX	...	XXX	XXX	XXX	XXX	...	XXX	...	XXX	XXX	XXX
6M Kenny McIntosh	10/0	...	XXX	XXX	...	XXX	XXX	XXX	XXX	XXX	XXX	XXX	XXX	XXX
4M Peyton Mercer	2/0	...	XXX	XXX
91 Tymon Mitchell	2/0	...	XXX	XXX
39 Hugh Nelson	1/0	XXX
59 Steven Nixon	12/0	XXX	XXX	XXX	XXX	XXX	XXX	XXX	XXX	XXX	XXX	XXX	XXX	XXX
45 Bill Norton	3/0	...	XXX	XXX	XXX
13 Azeez Ojulari	12/12	START	START	START	START	START	START	START	START	START	START	START	START	START
1 George Pickens	12/1	XXX	XXX	XXX	XXX	XXX	XXX	START	XXX	XXX	XXX	XXX	XXX	XXX
31 William Poole	3/0	...	XXX	XXX	XXX
9P N. Priestley	2/0	...	XXX	XXX
49 Koby Pyrz	1/0	XXX
20 J.R. Reed	12/12	START	START	START	START	START	START	START	START	START	START	START	START	START
6 Otis Reese	12/0	XXX	XXX	XXX	XXX	XXX	XXX	XXX	XXX	XXX	XXX	XXX	XXX	XXX
32 Monty Rice	12/12	START	START	START	START	START	START	START	START	START	START	START	START	START
16 D. Robertson	11/4	XXX	XXX	...	START	XXX	XXX	START	XXX	START	START	XXX	XXX	XXX
5 J. Rochester	2/0	XXX	XXX	XXX	XXX	XXX	XXX	XXX
69 Jamaree Salyer	11/1	...	START	XXX	XXX	XXX	XXX	XXX	XXX	XXX	XXX	XXX	XXX	XXX
18 Brett Seither	2/0	...	XXX	XXX
54 Justin Shaffer	6/2	XXX	XXX	XXX	XXX	START	START
87 Tyler Simmons	12/10	START	START	START	START	START	START	START	START	XXX	XXX	START	START	START
42 Jake Skole	2/0	...	XXX	XXX
29 C. Smith	12/0	XXX	XXX	XXX	XXX	XXX	XXX	XXX	XXX	XXX	XXX	XXX	XXX	XXX
4S Nolan Smith	12/0	XXX	XXX	XXX	XXX	XXX	XXX	XXX	XXX	XXX	XXX	XXX	XXX	XXX
9 Ameer Speed	11/0	XXX	XXX	XXX	XXX	XXX	XXX	XXX	XXX	XXX	XXX	XXX	XXX	XXX
7S T. Stevenson	12/0	XXX	XXX	XXX	XXX	XXX	XXX	XXX	XXX	XXX	XXX	XXX	XXX	XXX
27 Eric Stokes	12/11	START	XXX	START	START	START	START	START	START	START	START	START	START	START
28 Anthony Summey	2/0	...	XXX	XXX
7 D'Andre Swift	12/11	XXX	START	START	START	START	START	START	START	START	START	START	START	START
71 Andrew Thomas	12/12	START	START	START	START	START	START	START	START	START	START	START	START	START
41 C. Tindall	9/0	XXX	XXX	XXX	XXX	XXX	XXX	XXX	XXX	...	XXX	XXX
1Y Makiya Tongue	3/0	...	XXX	XXX	XXX
73 Xavier Truss	3/0	...	XXX	XXX	XXX
47 Payne Walker	12/0	XXX	XXX	XXX	XXX	XXX	XXX	XXX	XXX	XXX	XXX	XXX	XXX	XXX
25 Quay Walker	12/0	XXX	XXX	XXX	XXX	XXX	XXX	XXX	XXX	XXX	XXX	XXX	XXX	XXX
44 Travon Walker	10/0	XXX	XXX	XXX	XXX	XXX	XXX	XXX	XXX	XXX	XXX	XXX
92 Tramel Walthour	1/0	XXX
61 Blake Watson	2/0	...	XXX	XXX	XXX
60 Clay Webb	2/0	...	XXX	XXX
23 Mark Webb	12/7	START	START	START	XXX	XXX	START	XXX	START	START	XXX	START	XXX	XXX
4W Mitchell Werntz	1/0	...	XXX
3 Zamir White	11/0	XXX	XXX	XXX	...	XXX	XXX	XXX	XXX	XXX	XXX	XXX	XXX	XXX
1W Divaad Wilson	12/2	XXX	XXX	XXX	START	XXX	XXX	START	XXX	XXX	XXX	XXX	XXX	XXX
79 Isaiah Wilson	10/9	START	XXX	START	START	START	START	START	START	START	START	START
89 Charlie Woerner	12/12	START	START	START	START	START	START	START	START	START	START	START	START	START
17 Eli Wolf	12/0	XXX	XXX	XXX	XXX	XXX	XXX	XXX	XXX	XXX	XXX	XXX	XXX	XXX
95 Devonte Wyatt	11/0	XXX	XXX	XXX	XXX	XXX	XXX	XXX	XXX	XXX	XXX	XXX	...	XXX
82 Kolby Wyatt	3/0	...	XXX	XXX	XXX
92 Justin Young	9/0	XXX	XXX	XXX	XXX	XXX	XXX	XXX	XXX	XXX

INDIVIDUAL AND TEAM SUPERLATIVES

LONGEST RUN FROM SCRIMMAGE: 62 yards by Kenny McIntosh vs. ASU
LONGEST TD RUN: 62 yards by Kenny McIntosh vs. ASU
LONGEST PUNT RETURN: 42 yards by Tyler Simmons vs. MSU
LONGEST INTERCEPTION RETURN: 71 yards by Richard LeCounte vs. MIZ
LONGEST FUMBLE RETURN: 60 yards by Tae Crowder vs. UT
MOST RUSHING ATTEMPTS: 25 by D'Andre Swift vs. UF
MOST YARDS RUSHING: 179 yards by D'Andre Swift vs. UK
MOST PASS COMPLETIONS: 28 by Jake Fromm vs. SC
MOST YARDS PASSING: 295 yards by Jake Fromm vs. SC
MOST TOUCHDOWN PASSES THROWN: 4 by Jake Fromm vs. GT
MOST TOUCHDOWN PASSES CAUGHT: 2 by George Pickens vs. MIZ
MOST PASSES CAUGHT: 7 by George Pickens vs. SC, 7 by Lawrence Cager vs. UF
MOST YARDS RECEIVING: 132 yards by Lawrence Cager vs. UF
MOST POINTS SCORED BY NON-KICKER: 12 by D'andre Swift vs. MSU, UK, 12 by George Pickens vs. MIZ
MOST POINTS SCORED BY KICKING: 13 by Rodrigo Blankenship vs. ASU, UT, MIZ
MOST TOTAL TACKLES: 12 by Tae Crowder vs. SC, 12 by Monty Rice vs. SC, A&M
MOST SOLO TACKLES: 8 by Monty Rice vs. GT
MOST SACKS: 2 by Azeez Ojulari vs. UT
MOST TACKLES FOR LOSS: 2 by Azeez Ojulari vs. UT
MOST INTERCEPTIONS: 1 by Latavious Brini vs. MSU, 1 by Lewis Cine vs. ASU, 1 by J.R. Reed vs. ND, 1 by Divaad Wilson vs. ND, 1 by Richard LeCounte vs. UT, MIZ
MOST FUMBLES RECOVERED: 1 by Devonte Wyatt vs. Vandy, 1 by J.R. Reed vs. MSU, 1 by Tae Crowder vs. UT, 1 by Richard LeCounte vs. UK, AU, 1 by Tyson Campbell vs. GT
MOST EXTRA POINTS/FIELD GOALS BLOCKED:
MOST PUNTS: 11 punts by Jake Camarda vs. AU
BEST PUNTING AVERAGE: 57.7 by Jake Camarda vs. SC

	UGA High	UGA Low	Opponent High	Opponent Low
POINTS SCORED:	63 vs. MSU	17 vs. SC	20 by SC	0 by ASU, UK, MIZ
FIRST DOWNS:	30 vs. SC	12 vs. A&M	22 by AU	7 by GT
by Rushing	17 vs. Vandy	6 vs. A&M	11 by Vandy	1 by MIZ
by Passing	18 vs. ASU, SC	3 vs. UK	14 by A&M	1 by UK, GT
by Penalty	5 vs. SC	0 vs. ASU, ND, A&M	4 by Vandy, UT	0 by MSU, UK, GT
RUSHING YARDS:	325 vs. Vandy	97 vs. A&M	142 by SC	-2 by A&M
PASSING YARDS:	388 vs. ASU	35 vs. UK	275 by ND, A&M	17 by UK
TOTAL OFFENSE:	656 vs. ASU	251 vs. AU	343 by UT	139 by GT
TOTAL PLAYS:	95 vs. SC	55 vs. UK	86 by AU	51 by UK
RUSHING ATTEMPTS:	43 vs. SC, UK	32 vs. GT	36 by SC, AU	20 by A&M
PASSING ATTEMPTS:	52 vs. SC	12 vs. UK	50 by AU	16 by UK
PASSES COMPLETED:	28 vs. ASU	9 vs. UK	30 by AU	2 by UK
PASSES INTERCEPTED:	3 vs. SC	0 vs. Vandy, ASU, ND, UT, UK, UF, MIZ, AU, A&M, GT	1 by MSU, ASU, ND, UT, MIZ	0 by Vandy, SC, UK, UF, AU, A&M, GT
FUMBLES:	4 vs. ND	0 vs. ASU, UT, UK, UF, MIZ, A&M	2 by ND, UT, UK	0 by ASU, SC, UF, MIZ
FUMBLES LOST:	2 vs. GT	0 vs. ASU, UT, UK, UF, MIZ, AU, A&M	1 by Vandy, MSU, UT, UK, AU, A&M, GT	0 by ASU, ND, SC, UF, MIZ
TURNOVERS:	4 vs. SC	0 vs. ASU, UT, UK, UF, MIZ, AU, A&M	2 by MSU, ND, UT	0 by SC, UF
QUARTERBACK SACKS:	6 vs. MSU	0 vs. ND, SC	3 by SC	0 by Vandy, ASU, ND, UT, UF
TACKLES FOR LOSS:	11 vs. MSU, UT	2 vs. A&M	8 by A&M	1 by ASU
YARDS PENALIZED:	117 vs. Vandy	0 vs. GT	85 by ND	10 by ASU

SEASON KICKING STATISTICS

KICKOFFS	No.	Yds	Avg	TB	OB	Ret.	Avg Yd Ln
Rodrigo Blankenship							
2019.....	75	4746	63.3	41	0		
Brooks Bruce							
2019.....	4	237	59.3	3	0		
Opponents.....	33	1733	52.5	17	1		
FG Sequence (makes in parentheses)						GA	
Vanderbilt						(50), (37), (31)	
Murray State						-	
Arkansas State						(29), (41)	
Notre Dame						(40), (31), (43)	
Tennessee						(50), (34), (27)	
South Carolina						(50), 53, 42	
Kentucky						-	
Florida						(31), (37), (27)	
Missouri						(20), (48), 43, (47), (29)	
Auburn						-	
Texas A&M						(41), (49), (37), (31)	
Georgia Tech						(49), 42	

CAREER KICKING STATISTICS

FIELD GOALS	FGM-FGA	Pct	0-19	20-29	30-39	40-49	50-99	Long	Blk
Rodrigo Blankenship									
2016	14-18	77.8	0-0	7-7	3-4	4-6	0-1	49 UK	1
2017	20-23	87.0	0-0	8-8	6-6	4-7	2-2	55 OU	0
2018	19-23	82.6	1-1	8-8	2-4	7-9	1-1	53 VU	1
2019	24-28	85.7	0-0	5-5	8-8	8-11	3-4	50 VU, UT, SC	1
Total	77-92	83.7	1-1	28-28	19-22	23-33	6-8	55 OU	3

NET PUNTING	No.	Yds	Avg	No Ret	Ret Yds	Ret Avg	Pct Ret	TB	Net Avg	Blk	I20	Pct I20	Long	50+
Jake Camarda														
2018	43	1830	42.6	5	64	12.8	13.2	8	37.3	0	10	23.2	63 APSU	10
2019	50	2367	47.3					7		0	21	42.0	67 AU	19
Totals	93	4197	45.0	5	64	12.8	13.2	15	37.3	0	31	32.6	67 AU	29

GAME-BY-GAME TEAM STATISTICS

Totals

Opponent

DEFENSE	SOLO	AST	TOTAL	TFL-YDS	SACKS-YDS	FR/	INT/	QBH	PBU	BLK/	PAT				
						FF	YDS			YDS	KICK	ATT-MAD	RU	RC	SAF
GEORGIA at Vanderbilt	32	28	60	3-26	2-22	1/0-0	0/0	6	2	0	3-3	0	0	0	3
	36	40	76	2-4	0-0	1/2-12	0/0	X	3	0	0-0	0	0	0	0
GEORGIA Murray State	26	52	78	11-68	6-53	1/1-14	1/0	25	1	0	9-9	0	0	0	9
	34	44	78	4-14	1-9	1/1-8	1/35	X	3	0	2-2	0	0	0	2
GEORGIA Arkansas State	31	38	69	7-32	4-23	0/0 0	1/15	17	8	0	7-7	0	0	0	7
	30	40	70	1-1	0-0	0/0 0	0/0	X	3	0	0-0	0	0	0	0
GEORGIA Notre Dame	19	36	55	3-4	0-0	0/1 0	2/11	13	6	0	2-2	0	0	0	2
	31	34	65	6-18	0-0	1/1 0	0/0	X	2	0	2-2	0	0	0	2
GEORGIA at Tennessee	28	20	48	11-36	3-22	1/1 60	1/0	25	5	0	4-4	0	0	0	4
	39	40	79	2-6	0-0	0/0 0	0/0	X	4	0	2-2	0	0	0	2
GEORGIA South Carolina	39	32	71	3-11	0-0	0/0 0	0/0	17	3	0	2-2	0	0	0	2
	44	40	84	6-16	3-11	1/0 0	3/53	X	6	1	2-2	0	0	0	2
GEORGIA Kentucky	25	30	55	1-3	1-3	1/2 1	0/0	15	5	0	3-3	0	0	0	3
	32	30	62	2-8	0-0	0/0 0	0/0	X	1	0	0-0	0	0	0	0
GEORGIA vs. Florida	18	34	52	1-2	2-29	0/0 0	0/0	24	6	0	1-1	0	1	0	3
	35	38	73	6-12	0-0	0/0 0	0/0	X	3	0	2-2	0	0	0	2
GEORGIA Missouri	28	28	56	5-19	2-14	0/0 0	1/71	13	4	0	1-1	0	1	0	3
	30	44	74	4-13	1-9	0/0 0	0/0	X	2	0	0-0	0	0	0	0
GEORGIA at Auburn	57	12	69	8-37	2-8	1/1 0	0/0	10	3	0	3-3	0	0	0	3
	37	18	55	5-15	1-8	0/1 0	0/0	X	7	0	2-2	0	0	0	2
GEORGIA Texas A&M	36	18	54	5-21	3-16	1/1 0	0/0	22	5	0	1-1	0	0	0	1
	34	16	50	8-33	2-19	0/0 0	0/0	X	1	0	1-1	0	0	0	1
GEORGIA at Georgia Tech	38	8	46	6-21	1-12	1/1 0	0/0	X	7	0	7-7	0	0	0	7
	49	1	50	4-15	1-8	3/2 0	0/0	X	7	0	1-1	0	0	0	1
Totals Opponent															

THE LAST TIME...

IN A GAME GEORGIA HAD...

30 or more first downs – South Carolina 2019 (30)
25-29 first downs – Georgia Tech 2019 (26)
11-15 first downs – Texas A&M 2019 (12)
10 or fewer first downs – Florida 2016 (8)
500 or more yards rushing – South Carolina 1974 (502)
400-499 or more yards rushing – UMass 2018 (426)
300-399 yards rushing – Vanderbilt 2019 (323)
51-100 yards rushing – Texas A&M 2019 (97)
50 or fewer yards rushing – Auburn 2017 (46)
Two 100-yard rushers – Kentucky 2018 – Swift (157) & Holyfield (117)
400 or more yards passing – Auburn 2013 (415)
300-399 yards passing – Arkansas State 2019 (388)
51-100 yards passing – Tennessee 2017 (84)
50 or fewer yards passing – Kentucky 2019 (35)
Zero yards passing – Auburn 1976
Two 100-yard passers – Arkansas State 2019 – Fromm (279) & Bennett (109)
Two 100-yard receivers – Nebraska 2013 – Conley (136) & King (104)
100-yard rusher & receiver – North Carolina 2016 – Chubb (222) & McKenzie (122)
600 or more yards total offense – Arkansas State (656)
500-599 yards total offense – Georgia Tech 2019 (500)
150 or fewer yards total offense – Clemson 1990 (131)
100 or more plays total offense – Kentucky 1967 (105)
70 points – Northeast Louisiana 1994 (70)
60-69 points – Murray State 2019 (63)
Zero points – Alabama 1995 (31-0)
Five or more rushing TDs – Murray State 2019 (5)
Five or more passing TDs – Kentucky 2014 (5)
Failed to score a TD – Florida 2015
Both Returned a punt & a kickoff for TDs – Kentucky 2014
Recorded a safety – North Carolina 2016 (Team Safety)
Five or more sacks – Murray State 2019 (6)
Both Blocked a punt & a field goal – Texas A&M 2009
Both Recovered & Returned Fumbles for TDs – Florida 2017
Zero punts – UMass 2018
Zero penalties – Northeast Louisiana 1997
Zero penalties & zero turnovers – Northeast Louisiana 1997

IN A GAME A GEORGIA PLAYER...

Rushed 45 or more times – Herschel Walker vs. Florida 1981 (47)
Rushed 30-44 times – Nick Chubb vs. North Carolina 2016 (32)
Rushed for over 250 yards – Nick Chubb vs. Louisville 2014 (266)
Rushed for 200-249 yards – Nick Chubb vs. North Carolina 2016 (222)
Rushed for 150-199 yards – D'Andre Swift vs. Kentucky 2019 (179)
Had a run of 80 yards or more – D'Andre Swift vs. Kentucky 2018 (83)
Had a run of 50-79 yards – Kenny McIntosh (67) vs. Arkansas St 2019
Attempted 60 or more passes – Cory Phillips vs. Georgia Tech 2000 (62)
Attempted 50-59 passes – Jake Fromm vs. South Carolina 2019 (51)
Attempted 40-49 passes – Jacob Eason vs. Vanderbilt 2016 (40)
Completed 30 or more passes – Aaron Murray vs. Auburn 2013 (33)
Completed 25-29 passes – Jake Fromm vs. South Carolina 2019 (28)
Passed for 400 yards or more – Aaron Murray vs. Auburn 2013 (415)
Passed for 350-399 yards – Aaron Murray vs. Ole Miss 2012 (384)
Caught 10 or more passes – Isaiah McKenzie vs. Missouri 2016 (10)
Caught for 200 or more yards – Tavarres King vs. Michigan State 2012 (205)
Caught for 150-199 yards – Tavarres King vs. Kentucky 2012 (188)
Caught for 100-149 yards – Lawerance Cager vs. Florida 2019 (132)
Had 400 yards total offense – Aaron Murray vs. Auburn 2013 (452)
Scored four or more TDs – Sony Michel vs. Oklahoma 2018 (4)
Scored three TDs – Sony Michel vs. Kentucky 2017
Rushed for four or more TDs – Washaun Ealey vs. Kentucky 2010 (5)
Rushed for three TDs – Sony Michel vs. Oklahoma 2018
Passed for five or more TDs – Aaron Murray vs. Nebraska 2013 (5)
Passed for four TDs – Jake Fromm vs. Georgia Tech 2019
Caught three TD passes – Mohamed Massaquoi vs. Georgia Tech 2008
Caught two TD passes – George Pickens vs. Missouri 2019
Rushed for and received a TD – D'Andre Swift vs. Alabama 2018
Passed for and received a TD – Terry Godwin vs. Penn State 2016
Kicked four or more FGs – Rodrigo Blankenship vs. Texas A&M 2019 (4)
Blocked a PAT – Sterling Bailey vs. Florida 2015
Blocked a FG – Lorenzo Carter vs. Oklahoma 2018
Blocked a FG & a PAT in a game – Ray Drew vs. Georgia Tech 2014
Blocked a punt – Eric Stokes Jr. vs. Missouri 2018
Returned a punt for a TD – Isaiah McKenzie vs. UL Lafayette 2016 (82)
Returned a blocked FG for a TD – Alec Ogletree vs. Alabama 2012 (55)
Returned a blocked punt for a TD – Eric Stokes Jr. vs. Missouri 2018 (8)
Returned a kickoff for a TD – Terry Godwin vs. South Carolina 2016 (43)
Returned a kickoff and a punt for a TD – Isaiah McKenzie vs. Kentucky 2014 (90,59)
Returned an interception for a TD – Maurice Smith vs. Auburn 2016 (34)
Recovered a fumble for a TD – Brian Herrien vs. Vanderbilt 2018 (0)
Returned a fumble for a TD – Tyson Campell vs. Georgia Tech 2019 (0)
Returned a blocked PAT for two points – Tim Wansley vs. Vanderbilt 2000 (86)
Attempted a two-point conv. – Jake Fromm vs. Missouri 2019 (pass succesful)

Attempted an onside kick – Rodrigo Blankenship vs. Texas A&M 2019 (failed)
Attempted a fake punt – Justin Fields vs. Alabama 2018 (2-yard rush, failed)
Attempted a fake FG – Rodrigo Blakenship vs. Auburn 2018 (pass, failed)
Scored 10-14 points kicking – Rodrigo Blankenship vs. Georgia Tech 2019 (10)
Scored 15 or more points kicking – Rodrigo Blankenship vs. Missouri 2017 (18)
Kicked a 60-yard FG – Kevin Butler vs. Clemson 1984 (60)
Kicked a 50-yard FG – Rodrigo Blankenship vs. South Carolina 2019(50)
Missed or had a PAT kick blocked – Marshall Morgan vs. Vanderbilt 2014
Threw five interceptions – Quincy Carter vs. South Carolina 2000 (5)
Intercepted two passes – Quincy Mauger vs. Missouri 2016
Intercepted three passes – Tra Battle vs. Auburn 2006
Recovered two fumbles – Roquan Smith vs. Auburn (SEC CG) 2017
Had three or more sacks – Trenton Thompson vs. TCU 2016 (3)
Had four or more TFLs – Jordan Jenkins vs. Vanderbilt 2015 (5.5)
Had a 70-yard punt – Drew Butler vs. Oklahoma State 2009 (75)
Had a 60-69 yard punt – Jake Camarda vs. Auburn 2019 (67)

IN A GAME AN OPPOSING TEAM HAD...

30 or more first downs – Georgia Tech 2014 (32)
25-29 first downs – Missouri 2018 (26)
10 or fewer first downs – Georgia Tech 2019 (7)
400 or more yards rushing – Florida 2014 (418)
300-399 yards rushing – Georgia Tech 2014 (399)
250-299 yards rushing – LSU 2018 (275)
11-50 yards rushing – Missouri 2019 (50)
10 or fewer yards rushing – North Texas 2013 (7)
Negative yards rushing – Texas A&M 2019 (-1)
Two 100-yard rushers – Florida 2014 – Taylor (197) & Jones (192)
500 or more yards passing – Kentucky 2000 (528)
400-499 yards passing – Arkansas 2009 (408)
350-399 yards passing – Missouri 2016 (376)
50 or fewer yards passing – Georgia Tech 2019 (40)
Zero yards passing – Cal State Fullerton 1992
Four or more TD rushes – Missouri 2018 (4)
Four or more TD passes – Missouri 2017 (4)
Two 100-yard passers – Penn State 2016 – McSorley (142) & Hackenberg (139)
Two 100-yard receivers – Tennessee 2019 – Jennings (114) & Callaway (105)
600 or more yards of total offense – Kentucky 2000 (620)
500-599 yards of total offense – Oklahoma 2018 (531)
50 or more points – Tennessee 2006 (51)
40-49 points – Oklahoma 2018 (48)
Zero points – Missouri 2019 (27-0)
More than 10 fumbles – Cal State Fullerton 1992 (13, lost 5)
Recorded a safety – Florida 2013 (Licious Purifoy sack)
Five or more sacks – Georgia Tech 2013 (5)
Blocked a punt – Alabama 2015 (Collin Barber, punter)
Blocked a FG – South Carolina 2019 (Rodrigo Blankenship, kicker)

IN A GAME AN OPPOSING PLAYER...

Rushed 40 or more times – Carnell Williams of Auburn 2001 (41)
Rushed 35-39 times – Marcus Lattimore of South Carolina 2010 (37)
Rushed 30-34 times – Kerryon Johnson of Auburn 2017 (32)
Rushed for 200 or more yards – Rodney Anderson of Oklahoma 2018 (201)
Rushed for 150-199 yards – Kerryon Johnson of Auburn 2017 (167)
Had a run of 80 yards or more – Justin Vincent of LSU 2003 (87)
Had a run of 50-79 yards – Josh Jacobs of Alabama 2018 (59)
Attempted 60 or more passes – Drew Brees of Purdue 1999 (60)
Attempted 50-59 passes – Bo Nix of Auburn 2019 (50)
Attempted 45-49 passes – Ian Book of Notre Dame 2019 (47)
Completed 40 or more passes – Tim Couch of Kentucky 1997 (41)
Completed 35-39 passes – Rick Clausen of Tennessee 2005 (36)
Passed for 500 or more yards – Jared Lorenzen of Kentucky 2000 (528)
Passed for 400-499 yards – Ryan Mallett of Arkansas 2009 (408)
Passed for 350-399 yards – Drew Lock of Missouri 2016 (376)
Caught 15 or more passes – Andy Isabella of UMass 2018 (15)
Caught 10-14 passes – Seth Williams of Auburn 2019 (13)
Caught for 200 or more yards – Andy Isabella of UMass 2018 (219)
Caught for 100-199 yards – Seth Williams of Auburn 2019 (121)
Scored four TDs – James Whalen of Kentucky 1999 (4)
Rushed for and received a TD – Rex Burkhead of Nebraska 2013
Rushed for three or more TDs – Anthony Jennings of UL Lafayette 2016 (3)
Returned a punt for a TD – Ace Sanders of South Carolina 2012 (70)
Returned a blocked punt for a TD – Minkah Fitzpatrick of Alabama 2015 (1)
Recovered a muffed punt for a TD – Nick Washington of Florida 2015
Returned a kickoff for a TD – Juanyeh Thomas of Georgia Tech 2018 (100)
Returned an interception for a TD – Israel Mukuamu of South Carolina (53)
Recovered a fumble for a TD – Josh Jacobs of Alabama 2018 (0)
Returned a fumble for a TD – Steven Parker of Oklahoma 2018 (46)
Attempted a fake punt – Ryan Johnson of Louisville 2014 (pass attempt, failed)
Attempted a fake FG – Michael McNeely of Florida 2014 (21 yard rush, successful)
Scored 10 or more points kicking – Cole Tracy of LSU 2018 (18)
Kicked a 50-yard FG – Daniel Carlson of Auburn 2017 (54)
Intercepted two passes – Israel Mukuamu of South Carolina 2019 (3)

No. 3 Georgia 30, Vanderbilt 6

Aug. 31, 2019 • Vanderbilt Stadium • Nashville, Tenn.

NASHVILLE, Tenn. - The third-ranked Georgia Bulldogs opened their 2019 season with a 30-6 victory over Vanderbilt in front of 40,350 at Vanderbilt Stadium and an ESPN nationally televised audience.

Junior quarterback Jake Fromm began his third season under center for the Bulldogs with a 15-of-23 passing performance for 156 yards and a touchdown. Junior tailback D'Andre Swift led the Bulldogs with 147 yards rushing, the fifth time he has eclipsed the century mark in his career.

The Georgia defense also turned in a stout effort, allowing 225 total yards of Vanderbilt offense and only five plays of over 10 yards. Junior defensive back Mark Webb and junior inside linebacker Monty Rice tied for the team lead with seven tackles.

The Bulldogs opened the contest with an impressive 8-play, 75-yard drive, asserting themselves with six rushes for 60 yards before Fromm found junior wide receiver Demetris Robertson in the back of the end zone for a touchdown. Georgia then turned toward the air with Fromm connecting again with Robertson on a 17-yard completion, finishing with sophomore running back James Cook scoring on an 18-yard rush to cap off a 10-play, 89-yard drive.

Fromm and the offense continued to roll on the ensuing possession, highlighted by a game-high 38-yard strike to graduate receiver Lawrence Cager and a 16-yard run from Swift. After a Commodore pass interference penalty in the end zone, the Bulldogs extended their lead to 21-0 on a 1-yard touchdown run by senior running back Brian Herrien, completing a 7-play, 80-yard drive.

The remainder of the scoring came from the kicking game with Vanderbilt kicker Ryley Guay connecting on two field goals late in the first half and senior Rodrigo Blankenship notched three in the second half. Junior defensive lineman Devonte Wyatt also grabbed a fumble recovery in the fourth quarter, leading to Georgia's final field goal of the night.

Coach Kirby Smart said...

"We've still got a long way to go...But, I'm proud of our guys. I don't take it lightly when you go on the road in a SEC opener and you open up with a couple touchdowns. We had a lot of young guys on defense step up and play well...We wanted to come in here and play physical, establish a brand of football that we play. I thought we did that... We have a chance to be explosive offensively, and we're going to try to be aggressive defensively...We're going back to work Monday, and go out there and go good-on-good, and put the hammer down and find out who's going to get better."



D'Andre Swift posted his fifth career 100+ yard game with 149 yards, helping the Bulldogs amass 325 total yards on the ground.

SCORING SUMMARY

Georgia (1-0)	14	7	3	6	=	30
Vanderbilt (0-1)	0	6	0	0	=	6

GA - Robertson, 3-yard pass from Fromm (Blankenship kick), 11:01, 1Q

GA - Cook, 18-yard run (Blankenship kick), 00:56, 1Q

GA - Herrien, 1-yard run (Blankenship kick), 08:01, 2Q

VU - Guay, 26-yard field goal, 02:25, 2Q

VU - Guay, 46-yard field goal, 00:04, 2Q

GA - Blankenship, 50-yard field goal, 07:48, 3Q

GA - Blankenship, 37-yard field goal, 07:20, 4Q

GA - Blankenship, 31-yard field goal, 02:13, 4Q

Weather: 87 degrees, partly cloudy, 9-mph wind.

GAME STATISTICS

	UGA	VU
First Downs	25	17
Rushing: Att.-Yards	40-323	30-116
Passing: Comp.-Att.-Yds.-Int	15-23-156-0	16-32-109-0
Total Plays-Total Net Yards	63-479	62-225
Fumbles: Number-Lost	2-1	1-1
Penalties: Number-Yards	10-115	10-63
Punts: Number-Yards (Avg.)	2-108 (54.0)	7-330 (47.1)
Kickoff Returns: Number-Yards (Avg.)	2-41 (20.5)	2-35 (17.5)
Time of Possession	34:01	25:59
Third Down Conversions	1 of 7	3 of 14
Fourth Down Conversions	0 of 1	1 of 2
Sacks By: Number-Yards	2-22	0-0

INDIVIDUAL LEADERS

Rushing	Att.	Yds.	TD	Long
GA - D'Andre Swift	16	147	0	36
VU - Ke'Shawn Vaughn	15	74	0	16
Passing	Cmp.	Att.	Yds.	TD
GA - Jake Fromm	15	23	156	1
VU - Riley Neal	14	25	85	0
Receiving	Rec.	Yds.	TD	Long
GA - Lawrence Cager	2	41	0	38
VU - Ke'Shawn Vaughn	3	24	0	12
Punting	No.	Yds.	Avg.	Long
GA - Jake Camarda	2	108	54.0	65
VU - Harrison Smith	7	330	47.1	54
Tackles	UT	AT	Tot.	
GA - Mark Webb/Monty Rice	4	3	7	
VU - Dashaun Jenkins	10	4	14	

Worth Noting...

- With the victory, the Bulldogs improved to 96-27-3 in season openers including 4-0 under Kirby Smart. Georgia is now 58-20-2 in the all-time series with Vanderbilt including 27-12-2 in Nashville. The game marked Georgia's first season opener versus an SEC team since 1995 and the first time an SEC season-opener was on the road since 1994. Georgia also extended its streak to 14 consecutive wins over SEC Eastern Division teams, dating back to the 2016 season.

- Junior QB Jake Fromm was efficient in the first half, completing 8-of-12 for 103 yards and 1 TD and finished the night 15-for-23 for 156 yards and 1 TD as the offense ended the night with 481 yards on 63 plays. He led Georgia to TD drives in the first three possessions of the contest to build a 21-0 lead. The first one was eight plays, 75 yards in 3:59, and the second tallied 10 plays for 89 yards in 5:34 while the third covered 80 yards in seven plays in 4:03.

- Junior Demetris Robertson's first career catch as a Bulldog resulted in a 3-yard TD from Jake Fromm. He finished with three for 23 yards and a score. Redshirt sophomore Matt Landers notched his first career catch for 11 yards. Graduate transfer Lawrence Cager notched a 38-yard catch for his first as a Bulldog in the 2ndquarter. In the third quarter, redshirt freshman RB Zamir White made his debut with a 3-yard rush. Graduate transfer TE Eli Wolf made his first catch as a Bulldog for 11 yards in the fourth quarter.

- Redshirt freshman Kearis Jackson (WR), redshirt freshman John FitzPatrick (TE) and redshirt freshman Azeez Ojulari (OLB) made their first career starts. Sophomore Trey Hill made his fifth career start but his first at center. Junior QB Jake Fromm started his 29th straight to lead the offense while graduate J.R. Reed (S) now leads the defense with 30.

No. 3 Georgia 63, Murray State 17

Sept. 7, 2019 • Dooley Field at Sanford Stadium • Athens, Ga.

ATHENS, Ga. - A 35-point second quarter helped the third-ranked Georgia Bulldogs defeat Murray State, 63-17, Saturday afternoon in front of 92,746 fans at the newly-named Dooley Field at Sanford Stadium and an ESPN2 national audience. Before kickoff, former head coach and athletic director Vince Dooley was joined by his family and captains from each of his 25 Georgia teams for the unveiling of Dooley Field.

The Bulldogs used an efficient 10-of-11 passing effort from junior quarterback Jake Fromm, as well as 269 rushing yards from seven different running backs to run past the Racers. Redshirt-freshman tailback Zamir White led all rushers with 72 total yards and scored the first touchdown of his career off a six-yard scamper in the second quarter. Fromm then directed a four-play, 56-yard drive, capped off by D'Andre Swift's first touchdown of the season to open the game.

Murray State quickly answered as quarterback Preston Rice connected with wide receiver DaQuon Green for a 60-yard score to knot the game at 7-7 with 6:36 remaining in the first quarter, but the Bulldogs scored back-to-back touchdowns early in the second, thanks to a Brian Herrien two-yard rush and a J.R. Reed fumble recovery that he took back for a 14-yard score.

With Georgia up 21-7, Swift added a 10-yard touchdown rush, followed by freshman wide receiver's George Pickens' first career score, a 15-yard reception from Fromm. That set up White's six-yard touchdown that put Georgia up 42-7.

On the Bulldogs' first offensive possession of the second half, Racer defensive back Nigel Watson intercepted a Stetson Bennett pass and ran it back 35 yards to cut into Georgia's lead. The home team quickly answered as Bennett connected with Demetris Robertson for a 15-yard strike — the quarterback's first career touchdown pass. The Bulldogs led 49-17 at the end of three quarters and maintained their lead the rest of the game, adding a pair of touchdowns in the fourth.

Coach Kirby Smart said...

"We're always proud to get a win ... At the end of the day, a lot of work goes into a game, and I want the kids to be able to celebrate that. We just need to fix a few things. ... We'll work this week, like we always do, on fundamentals. We've got to tackle better. We had sloppy, sloppy tackling. Against good people, that will come back to haunt you. We'll work on that."



George Pickens led the Bulldogs with 78 yards receiving, including one touchdown and a 43-yard catch.

SCORING SUMMARY

Murray State (1-1)	7	0	10	0	=	17
Georgia (2-0, 1-0)	7	35	7	14	=	63

GA - Swift, 3-yard run (Blankenship kick), 13:37, 1Q
MUR - Green, 60-yard pass from Rice (Vicente kick), 06:36, 1Q
GA - Herrien, 2-yard run (Blankenship kick), 14:24, 2Q
GA - Reed, 14-yard fumble recovery (Blankenship kick), 13:51, 2Q
GA - Swift, 10-yard run (Blankenship kick), 09:07, 2Q
GA - Pickens, 15-yard pass from Fromm (Blankenship kick), 06:11, 2Q
GA - White, 6-yard run (Blankenship kick), 02:11, 2Q
MUR - Walton, 35-yard interception (Vicente kick), 09:33, 3Q
GA - Robertson, 15-yard pass from Bennett (Blankenship kick), 05:22, 3Q
MUR - Vicente, 26-yard field goal, 01:18, 3Q
GA - Blaylock, 25-yard pass from Bennett (Blankenship kick), 10:49, 4Q
GA - Bennett, 1-yard run (Blankenship kick), 07:42, 4Q

Weather: 92 degrees, sunny, 41 percent humidity, 9-mph NW wind.

GAME STATISTICS

	MUR	UGA
First Downs	11	25
Rushing: Att.-Yards	27-23	40-269
Passing: Comp.-Att.-Yds.-Int	24-33-261-1	20-25-292-1
Total Plays-Total Net Yards	60-284	65-561
Fumbles: Number-Lost	1-1	1-1
Penalties: Number-Yards	5-40	5-40
Punts: Number-Yards (Avg.)	7-319 (45.6)	2-96 (48.0)
Kickoff Returns: Number-Yards (Avg.)	1-7 (7.0)	2-37 (18.5)
Time of Possession	29:19	30:41
Third Down Conversions	6 of 16	8 of 10
Fourth Down Conversions	0 of 1	0 of 0
Sacks By: Number-Yards	1-9	6-53

INDIVIDUAL LEADERS

Rushing	Att.	Yds.	TD	Long
MUR - Rodney Castille	5	8	0	3
GA - Zamir White	8	72	1	29
Passing	Cmp.	Att.	Yds.	TD
MUR - Preston Rice	20	25	216	1
GA - Jake Fromm	10	11	166	1
Receiving	Rec.	Yds.	TD	Long
MUR - DaQuon Green	5	101	1	60
GA - George Pickens	4	78	1	43
Punting	No.	Yds.	Avg.	Long
MUR - Steve Dawson	7	319	45.6	51
GA - Jake Camarda	2	96	48.0	48
Tackles	UT	AT	Tot.	
MUR - Dior Johnson	6	2	8	
GA - Mark Webb	6	0	6	

Worth Noting...

- The 42 first half points was the most points since UGA scored 42 points against New Mexico State in 2011 in route to a 63-16 victory. The Bulldogs also scored 42 points in the first half versus Middle Tennessee and UMass last year. Today, Georgia collected 561 yards of total offense on 65 plays. The Bulldogs have won eight consecutive home openers including 4-0 under Kirby Smart.

- J.R. Reed collected a fumble in the second quarter and returned it 14 yards for a touchdown, marking the first time the Bulldogs returned a fumble for a score since sophomore DB Tyson Campbell went 64 yards to the end zone against Missouri last year. Reed last returned a fumble for a touchdown during the 2017 Florida game. This marks the sixth defensive touchdown for Georgia since the Kirby Smart era started in 2016.

- With his nine extra points (tied career high), graduate Rodrigo Blankenship is second in SEC history for Career Consecutive PATs made with 166 and tied his career mark. The SEC record is 198 held by Daniel Carlson (Auburn) with 198. Blankenship already owns the Bulldog record.

- Sophomore Jamaree Salyer (RT), redshirt sophomore Matt Landers (WR), sophomore James Cook (TB) and junior Jermaine Johnson (OLB) made their first career starts. Jake Fromm started his 30th straight to lead the offense while graduate J.R. Reed (S) now leads the defense with 31 in a row.

No. 3 Georgia 55, Arkansas State 0

Sept. 14, 2019 • Dooley Field at Sanford Stadium • Athens, Ga.

ATHENS, Ga. - The third-ranked Georgia Bulldogs totaled nearly 700 yards of offense and held Arkansas State scoreless in a 55-0 win Saturday afternoon at a sold-out Dooley Field at Sanford Stadium and an ESPN2 national audience. The fans in attendance filled the stands with pink attire as they honored Wendy Anderson, the late wife of Arkansas State head coach Blake Anderson, who passed away from breast cancer on Aug. 19.

Georgia finished with 656 total yards, while the Bulldogs' defense helped the team record its largest margin of victory under head coach Kirby Smart. Arkansas State finished with 220 total yards, including just 43 on the ground. Junior quarterback Jake Fromm completed 17-of-22 passes for 279 yards and three touchdowns, while junior tailback D'Andre Swift led all rushers with 76 yards on the ground.

Swift did most of the heavy lifting on Georgia's first offensive possession with two rushes for 17 yards. Brian Herrien capped off the six-play, 60-yard drive with a three-yard touchdown to put the Bulldogs up 7-0.

Following an Arkansas State three-and-out, Georgia's drive stalled at the Red Wolves' 12-yard line. Senior kicker Rodrigo Blankenship knocked in a field goal from 29 yards and followed with a 41-yarder to send the Bulldogs to the second quarter with a 13-0 advantage.

Georgia scored quick with 60-yard TD strike from Fromm to freshman Dominick Blaylock on the first play of the second quarter. Swift added a 48-yard TD dash and Lawrence Cager caught a five-yard TD score to give the Bulldogs a 34-0 halftime advantage.

Georgia's defense held the Red Wolves to just 81 yards in the first half, including 11 total yards in the opening quarter.

It was much of the same in the final 30 minutes. The Bulldogs added a 37-yard touchdown from James Cook, a one-yard score from Zamir White and a 62-yard scamper from Kenny McIntosh to put the final score at 55-0.

Coach Kirby Smart said...

"We played really hard and we were focused ... Our Saturday scrimmages leading up the season helped us toward that. We started fast and really played hard. ... We did some good things. At the end of the day, it's all about execution. You can't have a lack of focus or discipline, and our kids did that ... I was happy with the way the defense played. We had good matchups outside and we challenged our guys to get their hands on them. They made some plays. ... With our bigger people up front, they struggled to move us (in the running game). They could not get us out of there. We controlled the line of scrimmage."



Jake Fromm powered the Bulldogs' offense, completing 17 of 22 passes for 279 yards and three touchdowns.

SCORING SUMMARY

Arkansas State (1-2)	0	0	0	0	=	0
Georgia (3-0, 1-0)	13	21	14	7	=	55

GA - Herrien, 3-yard run (Blankenship kick), 09:02, 1Q
GA - Blankenship, 29-yard field goal, 05:28, 1Q
GA - Blankenship, 41-yard field goal, 01:08, 1Q
GA - Blaylock, 60-yard pass from Fromm (Blankenship kick), 14:47, 2Q
GA - Swift, 48-yard run (Blankenship kick), 10:21, 2Q
GA - Cager, 5-yard pass from Fromm (Blankenship kick), 00:54, 2Q
GA - Cook, 37-yard run (Blankenship kick), 12:02, 3Q
GA - White, 1-yard run (Blankenship kick), 04:20, 3Q
GA - McIntosh, 62-yard run (Blankenship kick), 09:07, 4Q

Weather: 77 degrees, overcast, 85 percent humidity, 8-mph NE wind.

GAME STATISTICS

	ASU	UGA
First Downs	14	27
Rushing: Att.-Yards	28-43	33-268
Passing: Comp.-Att.-Yds.-Int	23-40-177-1	26-33-388-0
Total Plays-Total Net Yards	68-220	66-656
Fumbles: Number-Lost	0-0	0-0
Penalties: Number-Yards	2-10	5-41
Punts: Number-Yards (Avg.)	10-386	3-146
Kickoff Returns: Number-Yards (Avg.)	1-12 (12.0)	0-0 (0.0)
Time of Possession	29:45	30:15
Third Down Conversions	5 of 17	4 of 10
Fourth Down Conversions	0 of 1	1 of 1
Sacks By: Number-Yards	0-0	4-23

INDIVIDUAL LEADERS

Rushing	Att.	Yds.	TD	Long
ASU - D.J. Chatman	7	24	0	10
GA - D'Andre Swift	9	76	0	39
Passing	Cmp.	Att.	Yds.	TD
ASU - Logan Bonner	20	35	124	0
GA - Jake Fromm	17	22	279	3
Receiving	Rec.	Yds.	TD	Long
ASU - Jonathan Adams	7	85	0	45
GA - Dominick Blaylock	4	112	1	60
Punting	No.	Yds.	Avg.	Long
ASU - Cody Grace	10	386	38.6	51
GA - Jake Camarda	3	146	48.7	61
Tackles	UT	AT	Tot.	
ASU - Tajhea Chambers	2	8	10	
GA - Tyler Clark	2	3	5	

Worth Noting...

- The Bulldogs (3-0) posted their first shutout of the year and the first since the 2018 season opener (45-0 over Austin Peay). The 55-point margin of victory was the largest by the Bulldogs since 2014 when it blanked Troy 66-0. The Bulldogs have allowed only 23 points in three games.
- For the third straight game, Georgia's opponent was held under 300 yards of total offense. ASU finished with 220 on 68 plays. The leading tacklers were Robert Beal, Jr., and Tyler Clark with five apiece. Clark registered his first sack of 2019 and the fifth of his career. Sophomore OLB Quay Walker also had his first career sack as the Bulldogs had four.
- The Bulldogs upped their lead to 55-0 at the 9:07 mark in the fourth quarter on a six-play, 98-yard drive. This was the longest TD-drive since going 98 yards in 11 plays against Auburn in 2014 that made it 34-7 Bulldogs. Freshman TB Kenny McIntosh went 62 yards for a touchdown on the drive, marking the first score of his career.
- Junior Malik Herring (DL) started his first game of the year and the second of his career. Lawrence Cager got the start for the first time in his Bulldog career after starting a total of 18 games at Miami. While sophomore Cade Mays moved from RG to RT, junior Ben Cleveland started at RG, marking his first start of 2019 and 10th of his career. Jake Fromm started his 31st straight to lead the offense while graduate J.R. Reed (S) now leads the defense with 32 in a row.

No. 3 Georgia 23, No. 7 Notre Dame 17

Sept. 21, 2019 • Dooley Field at Sanford Stadium • Athens, Ga.

ATHENS, Ga. - The third-ranked Georgia Bulldogs scored 16 unanswered points to start the second half and held off a late push from seventh-ranked Notre Dame in a 23-17 victory at Dooley Field at Sanford Stadium Saturday night. The game was played in front of a record crowd of 93,246 and a CBS primetime national audience.

In the first quarter, Notre Dame was able to move the ball into Georgia territory, but a fumbled snap by quarterback Ian Book on 4th-and-2 stalled the Irish drive.

A muffed punt by Tyler Simmons set Notre Dame up at the Georgia 8-yard line, eventually leading to a 4th-and-goal at the one. The Bulldogs were able to press Book out of the pocket, but he found tight end Cole Kmet in the end zone for the first score of the night, giving the Irish a 7-0 lead.

The Bulldogs countered with an 8-play, 75-yard drive capped off by a 3-yard touchdown plunge by D'Andre Swift. Irish kicker Jonathan Doerer ended the half with a 27-yard field goal to put the halftime score at 10-7.

On the Irish's first possession of the second half, Wilson intercepted a Book pass and set the Bulldogs up at the Notre Dame 22-yard line. Georgia's drive came to a halt and Rodrigo Blankenship knotted the score at 10-10 with a 40-yard field goal, before adding another - this time from 31 yards out - to give Georgia its first lead at 13-10.

Georgia's surge continued into the fourth quarter as senior wide receiver Lawrence Cager capped off an 8-play, 82 yard drive with a 15-yard touchdown reception in the corner of the end zone. Following another Blankenship field goal, Book marched the Fighting Irish down the field on a 10-play, 75-yard drive, which ended with Chase Claypool's 4-yard TD reception.

Notre Dame forced a 3-and-out and got the ball back with two minutes left. On a 4th-and-8 play, Book's heave fell just short and the Bulldogs held on for the 23-17 win.

Coach Kirby Smart said...

"That was a hard-fought game. I have a lot of respect for Notre Dame and their program and how they battled. But man, our kids played hard ... That was a huge win for them. They play so hard and work so hard and play with toughness. I was happy to see them pull that out... They (the crowd) impacted those guys. They had 5-6-7 penalties and had to use their timeouts. Our fans caused their quarterback to have some issues. ... We need that out of our fans all the time. That is a real homefield advantage. You need that in college football"



J.R. Reid tallied seven tackles against Notre Dame, in addition to his critical fourth-quarter interception in Georgia territory.

SCORING SUMMARY

Notre Dame (2-1)	0	10	0	7	=	17
Georgia (4-0, 1-0)	0	7	6	10	=	23

ND - Kmet, 1-yard pass from Book (Doerer kick), 10:39, 2Q

GA - Swift, 3-yard run (Blankenship kick), 02:27, 2Q

ND - Doerer, 27-yard field goal, 00:00, 2Q

GA - Blankenship, 40-yard field goal, 08:31, 3Q

GA - Blankenship, 31-yard field goal, 04:21, 3Q

GA - Cager, 15-yard pass from Fromm (Blankenship kick), 13:19, 4Q

GA - Blankenship, 43-yard field goal, 06:54, 4Q

ND - Claypool, 4-yard pass from Book (Doerer kick), 03:12, 4Q

Weather: 73 degrees, fair, 62 percent humidity, calm wind.

GAME STATISTICS

	ND	UGA
First Downs	14	18
Rushing: Att.-Yards	14-46	33-152
Passing: Comp.-Att.-Yds.-Int	29-47-275-2	20-26-187-0
Total Plays-Total Net Yards	61-321	59-339
Fumbles: Number-Lost	2-0	4-1
Penalties: Number-Yards	12-85	6-43
Punts: Number-Yards (Avg.)	4-190 (47.5)	4-141 (35.2)
Kickoff Returns: Number-Yards (Avg.)	1-9 (9.0)	2-20 (10.0)
Time of Possession	25:29	34:31
Third Down Conversions	4 of 13	4 of 11
Fourth Down Conversions	1 of 3	0 of 0
Sacks By: Number-Yards	0-0	0-0

INDIVIDUAL LEADERS

Rushing	Att.	Yds.	TD	Long
ND - Tony Jones, Jr.	9	21	0	6
GA - D'Andre Swift	18	98	1	15
Passing	Cmp.	Att.	Yds.	TD
ND - Ian Book	29	47	275	2
GA - Jake Fromm	20	26	187	1
Receiving	Rec.	Yds.	TD	Long
ND - Cole Kmet	9	108	1	31
GA - Lawrence Cager	5	82	1	36
Punting	No.	Yds.	Avg.	Long
ND - Jay Bramblett	4	190	47.5	58
GA - Jake Camarda	4	141	35.2	48
Tackles	UT	AT	Tot.	
ND - Jer. Owusu-Koramoah	7	1	8	
GA - Tae Crowder	4	5	9	

Worth Noting...

- Georgia is now 7-4 all time in top-10 matchups at Dooley Field at Sanford Stadium, with this being the first involving a non-conference team since 1966 (No. 7 Georgia beat No. 5 Ga. Tech 23-14). The Bulldogs are now 6-3 against top 10 teams in the Kirby Smart era and 2-0 in Athens. It also marked Georgia's 16th straight win at home dating back to 2017, which ranks third in school history. The Bulldogs are now 3-0 against Notre Dame.

- The game was scoreless in the opening period, which is the first time UGA and its opponent did not score in the first quarter since the 2018 National Championship Game versus Alabama. It was the first time Georgia won a game after trailing at halftime since the 2018 Rose Bowl Game victory over Oklahoma 54-48 in double overtime.

- Junior DJ Daniel (DB) started his first game with sophomore Tyson Campbell on the sideline with a right foot injury from the Arkansas State game. Junior Demetris Robertson (WR) started his first game at Georgia after starting a total of 15 games between the 2016-17 seasons for California before transferring. Jake Fromm started his 32nd straight to lead the offense while J.R. Reid now leads the defense with 33 in a row.

- The attendance for the matchup at Dooley Field at Sanford Stadium was a record 93,246 after UGA added 500 additional seats in the west plaza deck under the scoreboard.

No. 3 Georgia 43, Tennessee 14

Oct. 5, 2019 • Neyland Stadium • Knoxville, Tenn.

KNOXVILLE, Tenn. - The third-ranked Georgia Bulldogs used 33 unanswered points to run away from Tennessee in a 43-14 victory in front of 92,709 fans at Neyland Stadium and an ESPN nationally-televised audience on Saturday evening.

After Tennessee punted on its opening possession, Georgia took nearly seven minutes off the clock with a methodical drive that concluded with a 1-yard touchdown run from junior tailback D'Andre Swift. Tennessee then quickly responded with a 73-yard touchdown strike from freshman quarterback Brian Maurer to senior wide receiver Marquez Callaway.

On the next Georgia possession, the offensive momentum was slowed by the Volunteer defense, leading to a 50-yard field goal from senior place kicker Rodrigo Blankenship. Tennessee responded by efficiently moving down the field before Maurer found redshirt senior wide receiver Jauan Jennings for a 12-yard touchdown on the first play of the second quarter, giving the Volunteers a 14-10 lead. The Bulldogs then would again settle for a 34-yard Blankenship field goal.

Following three consecutive stalled drives from both teams, Georgia took advantage of great field position with a 6-play drive that concluded with a 3-yard touchdown pass from Fromm to Cager. Tennessee looked to answer, but came away empty when kicker Brent Cimaglia missed from 47 yards out.

With an extra possession to end the half, Georgia padded its lead with a 7-yard touchdown catch from freshman wide receiver George Pickens in the back of the end zone with nine seconds remaining.

In the third, Blankenship notched his third field goal of the night with a 27-yard try. On the next drive, the Volunteers reached midfield, but a deep throw from Maurer was intercepted by LeCounte at the Georgia 22-yard line. Later, Georgia steadily moved down the field on a game-sealing drive that ended with a 1-yard Herrien touchdown run. The Bulldogs added another score with senior linebacker Tae Crowder's 60-yard fumble recovery touchdown, resulting from a Maurer fumble on a blind side sack by redshirt sophomore cornerback Eric Stokes. On Tennessee's final drive, the Volunteers were set up with 1st-and-goal at the 5-yard line, but a Bulldog goal line stand preserved the second half shutout.

Coach Kirby Smart said...

"We knew they would come ready to play. They had a week off and they have a good football team...They came out and played physical, and so did we...Our kids came back and played hard. They came out in the second half and played a lot harder...A lot of time people think it's adjustments when it's just guys doing what they're supposed to do. They had us rattled with the big play early. We busted a coverage and got beat on it, and our kids got a little awe-struck...The defense came to play, and in the second half, they played a lot harder."



Brian Herrien led Georgia in rushing with a career-high 88 yards, including a career-best 40-yard rush.

SCORING SUMMARY

Georgia (5-0, 2-0)	10	16	3	14	=	43
Tennessee (1-4, 0-2)	7	7	0	0	=	14

GA - Swift, 1-yard run (Blankenship kick), 07:07, 1Q
 UT - Callaway, 73-yard pass from Maurer (Cimaglia kick), 06:25, 1Q
 GA - Blankenship, 50-yard field goal, 02:34, 1Q
 UT - Jennings, 12-yard pass from Maurer (Cimaglia kick), 14:57, 2Q
 GA - Blankenship, 34-yard field goal, 11:31, 2Q
 GA - Cager, 3-yard pass from Fromm (Blankenship kick), 01:59, 2Q
 GA - Pickens, 7-yard pass from Fromm (Blankenship kick), 00:09, 2Q
 GA - Blankenship, 27-yard field goal, 07:03, 3Q
 GA - Herrien, 1-yard run (Blankenship kick), 08:02, 4Q
 GA - Crowder, 60-yard fumble recovery (Blankenship kick), 04:39, 4Q
Weather: 81 degrees, partly cloudy, 11 mph SSW wind.

GAME STATISTICS

	UGA	UT
First Downs	26	20
Rushing: Att.-Yards	41-238	29-70
Passing: Comp.-Att.-Yds.-Int	24-29-288-0	15-33-273-1
Total Plays-Total Net Yards	70-526	62-343
Fumbles: Number-Lost	0-0	2-1
Penalties: Number-Yards	11-107	6-51
Punts: Number-Yards (Avg.)	2-71 (35.5)	5-167 (33.4)
Kickoff Returns: Number-Yards (Avg.)	0-0 (0.0)	0-0 (0.0)
Time of Possession	36:28	23:32
Third Down Conversions	5 of 11	5 of 12
Fourth Down Conversions	0 of 1	0 of 1
Sacks By: Number-Yards	3-22	0-0

INDIVIDUAL LEADERS

Rushing	Att.	Yds.	TD	Long
GA - Brian Herrien	11	88	1	40
UT - Tim Jordan	9	47	0	17
Passing	Cmp.	Att.	Yds.	TD
GA - Jake Fromm	24	29	288	2
UT - Brian Maurer	14	28	259	2
Receiving	Rec.	Yds.	TD	Long
GA - D'Andre Swift	4	72	0	44
UT - Jauan Jennings	7	114	1	33
Punting	No.	Yds.	Avg.	Long
GA - Jake Camarda	2	71	35.5	53
UT - Joe Doyle	5	167	33.4	44
Tackles	UT	AT	Tot.	
GA - R. LeCount/M. Webb	4	1	5	
UT - Nigel Warrior	3	7	10	

Worth Noting...

- With Georgia's 43-14 victory, the Bulldogs now lead the all-time series 24-23-2 as it dates back to 1899. It marks the first time they broke a tie to take a series lead over UT since 1981 when it went up 9-8-2. Also, the Bulldogs now have won 15 straight games over teams from the SEC's Eastern Division dating back to 2016.
- The Bulldog defense only allowed 104 yards from the Volunteers in the second half, with 70 of those coming on their final drive of the game. Junior safety Richard LeCounte and junior defensive back Mark Webb tied for the team lead with five tackles, while redshirt freshman linebacker Azeez Ojulari tallied two sacks.
- Graduate PK Rodrigo Blankenship made four PATs, nailed a 50-yard field goal in the first quarter, a 34-yarder in the 2ndquarter and a 27-yarder in the 3rd-quarter for a total of 13 points. He is 11-for-11 in field goals this season. In his career, Blankenship is 5-for-6 from at least 50 yards including 2-for-2 this year. He made a 50-yarder at Vanderbilt this year too. For his career, Blankenship now has tallied 371 points including 64 field goals.
- Junior Justin Shaffer made his first career start for the injured Solomon Kindley, getting the nod at left guard. Junior QB Jake Fromm started his 33rd-straight to lead the offense while graduate J.R. Reed (S) now leads the defense with 34. Junior DJ Daniel made his second straight start at RC while junior Walter Grant made his first of the year at LB and ninth of his career. Sophomore N Jordan Davis left the game in the first series due to an ankle injury.

South Carolina 20, No. 3 Georgia 17 (2OT)

Oct. 12, 2019 • Sanford Stadium • Athens, Ga.

ATHENS, Ga. - Georgia senior kicker Rodrigo Blankenship missed a 42-yard field goal in the second overtime period to seal South Carolina's 20-17 win in front of a sold-out crowd at Dooley Field at Sanford Stadium and an ESPN television audience Saturday afternoon.

After receiving the opening kickoff, the Bulldogs worked their way down field, but were stopped at the South Carolina 32-yard line. Blankenship came on to knock in a 50-yard field goal to put the Bulldogs ahead 3-0 in the first quarter. Despite opening their drive deep in its own territory, South Carolina strung together a nine-play, 93-yard drive, highlighted by a 63-yard passing touchdown from Ryan Hilinski to Bryan Edwards to give the Gamecocks the 7-3 lead.

Georgia opened the second quarter by completing a nine-play, 75-yard drive capped by a one-yard rushing touchdown by junior tailback D'Andre Swift to put the Bulldogs back in front. The Gamecocks evened the score with three minutes left in the half on a 49-yard field goal by White. With a minute left in the half, Israel Mukuamu intercepted a Jake Fromm pass and returned it 53 yards to give the Gamecocks the 17-10 advantage. In the final seconds of the first half, D.J. Wonnum blocked a 53-yard field goal attempt by Blankenship.

After trailing most of the game, Fromm directed a 13-play, 96 yard-yard drive that ended with a Demetris Robertson 6-yard TD reception in the back of the end zone to knot the score. Following a missed Gamecocks field goal, Georgia's drive stalled on the ensuing possession, and the two teams went to overtime.

In the extra period, Fromm threw an interception on Georgia's second play. South Carolina kicker Parker White then missed a 33-yard field goal to send the game into a second overtime. From there, the Gamecocks ran seven plays to set up a chip-shot for White. This time he knocked in from 24 yards to give his team a 20-17 lead. A 3-and-out on Georgia's next possession set up Blankenship with his 42-yard attempt that went wide right and sealed the game for South Carolina.

Coach Kirby Smart said...

"Any time you get ready to play a football game, you have to set your jaw and go play physical. We didn't do that. They played physical and attacked us. We've got to go out and help our players, and that starts with me ... This is when you find out about yourself. You look in the mirror and say, 'What can I do better?' As coaches and leaders of the team, we've got to do what helps our guys ... We'll learn from it. If you let it linger, South Carolina beats you twice. Everything we want to achieve is still in front of us. We'll work to get better. We've got to look at ourselves and what situations we need to be in to be successful."

SCORING SUMMARY

South Carolina (3-3, 2-2)	7	10	0	0	3	=	20
Georgia (5-1, 2-1)	3	7	0	7	0	=	17

GA - Blankenship, 50-yard field goal, 10:15, 1Q
 SC - Edwards, 46-yard pass from Hilinski (White kick), 01:58, 1Q
 GA - Swift, 1-yard run (Blankenship kick), 13:35, 2Q
 SC - White, 49-yard field goal, 03:00, 2Q
 SC - Mukuamu, 53-yard interception (White kick), 01:00, 2Q
 GA - Robertson, 6-yard pass from Fromm, 01:48, 4Q
 SC - White, 24-yard field goal, 2OT

Weather: 80 degrees, sunny, 38 percent humidity, 7 mph SW wind.

GAME STATISTICS

	SC	UGA
First Downs	16	30
Rushing: Att.-Yards	36-142	43-173
Passing: Comp.-Att.-Yds.-Int	21-32-155-0	28-52-295-3
Total Plays-Total Net Yards	68-297	95-468
Fumbles: Number-Lost	0-0	1-1
Penalties: Number-Yards	11-68	6-60
Punts: Number-Yards (Avg.)	7-318 (45.4)	3-173 (57.7)
Kickoff Returns: Number-Yards (Avg.)	0-0 (0.0)	0-0 (0.0)
Time of Possession	23:56	36:04
Third Down Conversions	5 of 17	9 of 18
Fourth Down Conversions	1 of 1	0 of 1
Sacks By: Number-Yards	3-11	0-0

INDIVIDUAL LEADERS

Rushing	Att.	Yds.	TD	Long
SC - Rico Dowdle	21	79	0	17
GA - D'Andre Swift	23	113	1	14
Passing	Cmp.	Att.	Yds.	TD
SC - Ryan Hilinski	15	20	116	1
GA - Jake Fromm	28	51	295	1
Receiving	Rec.	Yds.	TD	Long
SC - Bryan Edwards	6	78	1	46
GA - George Pickens	7	98	0	33
Punting	No.	Yds.	Avg.	Long
SC - Joseph Charlton	7	318	45.4	58
UT - Jake Camarda	3	173	57.7	66
Tackles	UT	AT	Tot.	
SC - Ernest Jones	4	8	12	
GA - T. Crowder/M. Rice	4/6	8/6	12	

Worth Noting...

- With today's 20-17 loss in double overtime, Georgia is now 8-7 all-time in overtime including 1-2 in Athens. Today marked the first overtime game for the Bulldogs since the 2018 National Championship game in Atlanta versus Alabama. The Gamecocks snapped Georgia's 15-game winning streak against SEC Eastern Division foes dating back to 2016. Also, it ended Georgia's four-game winning streak in the series that the Bulldogs lead 51-19-2.

- Sophomore punter Jake Camarda drilled a career-long 66 yarder in the opening period that positioned the Gamecocks on their own 7-yard line. Graduate place kicker Rodrigo Blankenship has connected on a school record 181 consecutive PATs and the Bulldogs are second nationally with a streak of 272 consecutive PATs dating back to 2014.

- Junior Justin Shaffer started his second straight game at LG for Solomon Kindley. Kindley did return to the lineup on the second series. The Bulldogs actually started six linemen with sophomore Cade Mays lining up at a TE spot. Graduate defensive tackle Michael Barnett started his first game of the season and second of his career. Jake Fromm started his 34th straight to lead the offense while graduate S J.R. Reed now leads the defense with 35.

- Georgia is now 6-7 when it is trailing at halftime under Kirby Smart. Before today, the last time was when the Bulldogs were trailing 10-7 at halftime to #7 Notre Dame earlier this year and UGA won 23-17.



Tae Crowder tied with teammate Monty Rice for Georgia's team lead with a career-high 12 tackles.

No. 10 Georgia 21, Kentucky 0

Oct. 19, 2019 • Dooley Field at Sanford Stadium • Athens, Ga.

ATHENS, Ga. - The No.10-ranked Georgia Bulldogs scored 21 second-half points on a rain-soaked Dooley Field at Sanford Stadium to beat the Kentucky Wildcats on Saturday evening in front of an ESPN national audience.

The elements immediately impacted the opening quarter as both teams struggled to find momentum on offense. The Bulldogs appeared to have finally broken into Wildcat territory midway through the second half as Fromm scrambled to the Kentucky 49-yard line, but the spot was changed following a review. On the ensuing 4th-and-1 at midfield, Fromm's sneak was stopped at the line and Kentucky took over on downs.

Kentucky opened the second half with the ball and proceeded to drive into Georgia's side of the field, reaching the 27-yard line before a holding penalty coerced another punt. After a poor Wildcat punt set up the Bulldogs in Kentucky territory, Swift immediately scored with a 39-yard touchdown run, putting Georgia ahead 7-0 at the 6:20 mark of the third quarter.


On the ensuing Wildcat possession, the Bulldogs' defense announced its arrival as senior safety J.R. Reed forced a fumble by Kentucky quarterback Lynn Bowden, Jr. that was recovered by junior safety Richard LeCounte at the Kentucky 31-yard line. With an opportunity to assume control of the contest, Herrien scampered for an 8-yard touchdown run that capped off a 5-play, 31-yard drive and extended the lead to 14-0 with 1:54 to play in the third.

Needing a response, Kentucky got off to a strong start when senior kick returner Zach Johnson brought the kickoff back to the Georgia 40-yard line. A 21-yard Bowden rush placed the Wildcats in the red zone for the first time, but freshman running back Chris Rodriguez was unable to haul in a wide-open touchdown catch. After an incompletion, the Georgia front forced Bowden out of the pocket on fourth down and held the Wildcats out of the end zone.

Georgia opened the following drive deep in their own end, but a heavy emphasis on the run game brought the Bulldogs back into the Wildcat red zone. Swift's 3-yard touchdown run with just over six minutes to go put the final touches on Georgia's 21-0 win.

Coach Kirby Smart said...

"You have to be patient with those type of elements. You're not just going to run the ball down their throats or throw it 30-40 times in those conditions. It was a field position game, and we needed to win field position. In the second half, we did that, along with running the ball...That's how you win in those conditions. That's important. We were talking to (James) Coley and the offensive staff on the headsets about being patient and keep running the ball. Trying to throw in those conditions, you can turn it over quickly. It's not easy throwing. Anybody would struggle in those conditions...Our guys worked their tails off and were in great spirits. They are grinding and preparing. Our best football is ahead."



D'Andre Swift broke a scoreless tie with a 39-yard touchdown run in the third quarter, finishing the game with 179 yards.

SCORING SUMMARY

Kentucky (3-4, 1-4)	0	0	0	0	=	0
Georgia (6-1, 3-1)	0	0	14	7	=	21

GA - Swift, 39-yard run (Blankenship kick), 06:20, 3Q

GA - Herrien, 8-yard run (Blankenship kick), 01:54, 3Q

GA - Swift, 3-yard run (Blankenship kick), 06:24, 4Q

Weather: 53 degrees, light rain, 93 percent humidity, 16 mph E wind.

GAME STATISTICS

	UK	UGA
First Downs	9	14
Rushing: Att.-Yards	35-160	43-235
Passing: Comp.-Att.-Yds.-Int	2-16-17-0	9-12-35-0
Total Plays-Total Net Yards	51-177	55-270
Fumbles: Number-Lost	2-1	1-0
Penalties: Number-Yards	7-60	4-33
Punts: Number-Yards (Avg.)	7-281 (40.1)	6-317 (52.8)
Kickoff Returns: Number-Yards (Avg.)	2-75 (37.5)	1-0 (0.0)
Time of Possession	26:32	33:28
Third Down Conversions	3 of 13	3 of 12
Fourth Down Conversions	0 of 2	1 of 2
Sacks By: Number-Yards	0-0	1-3

INDIVIDUAL LEADERS

Rushing	Att.	Yds.	TD	Long
KY - Lynn Bowden, Jr.	17	99	0	21
UT - D'Andre Swift	21	179	2	39
Passing	Cmp.	Att.	Yds.	TD
KY - Lynn Bowden, Jr.	2	15	17	0
GA - Jake Fromm	9	12	35	0
Receiving	Rec.	Yds.	TD	Long
KY - Bryce Oliver	1	9	0	9
GA - George Pickens	4	35	0	22
Punting	No.	Yds.	Avg.	Long
KY - Max Duffy	7	281	40.1	69
GA - Jake Camarda	6	317	52.8	64
Tackles	UT	AT	Tot.	
KY - Yusuf Coker	7	4	11	
GA - Nakobe Dean	4	2	6	

Worth Noting...

- Georgia was able to score 21 points following a scoreless half and registered a shutout. It was the second shutout of the year (Arkansas State 55-0 on Sept. 14) and fourth in the Kirby Smart era. Before tonight, the last one in an SEC contest came in 2017, 44-0 over Tennessee in Knoxville. With tonight's win, Georgia leads the UK series 59-12-2 including 10 straight over the Wildcats. Also, Georgia is 78-18-2 on Homecoming including 15-2-1 against the Wildcats. This was the first shutout of Kentucky since a 1981 Homecoming win (21-0).

- Georgia came into the game leading the SEC and sitting sixth nationally in Scoring Defense at 12.3 points/game. Tonight marked the Bulldogs' second shutout of the year after topping Arkansas State 55-0. The Bulldog defense held Kentucky to 177 yards of total offense (160-rushing, 17-passing). The Wildcats had just two first downs on 21 plays in the first two quarters. Senior Tae Crowder, junior Richard LeCounte, sophomore Quay Walker and freshman Nakobe Dean tied for the team lead with six tackles apiece. Sophomore Jake Camarda punted the ball six times for an average of 52.8, including a long of 64.

- Graduate PK Rodrigo Blankenship kicked three extra points. He has connected on a school record 184 consecutive PATs. The Bulldogs lead the nation with a streak of 275 consecutive PATs dating back to 2014. Blankenship is now tied with Blair Walsh (2008-11) for second place in all-time career PATs made by a Bulldog.

- Freshman WR George Pickens started his first game. Brian Herrien returned to action after missing last week with a back strain. Jake Fromm started his 35th straight to lead the offense while J.R. Reed now leads the defense with 36 in a row. Also of note, redshirt freshman DB Divaad Wilson made his second start of the year.

No. 8 Georgia 24, No. 6 Florida 17

Nov. 2, 2019 • TIAA Bank Field • Jacksonville, Fla.

JACKSONVILLE, Fla. - In a matchup of two top-10 teams, the eighth-ranked Georgia Bulldogs defeated the sixth-ranked Florida Gators, 24-17, Saturday in front of a crowd of 84,789 at TIAA Bank Field and a CBS national television audience.

The Bulldogs gained possession after stopping Florida on a 4th-and-1 on its first drive. Georgia drove down the field and converted 4-of-5 third downs to set up a 31-yard field goal by Rodrigo Blankenship. Up 3-0, Azeez Ojulari sacked Kyle Trask to set up a 3rd-and-25. The Gators were unable to convert and Georgia took the ball back deep in its own territory.

A pass interference penalty on the Gators set Georgia up 1st-and-10 at the Florida 26. The Bulldogs once again were impressive on 3rd downs, converting 3-for-3 on the drive, including a 3-yard TD pass from Fromm to Dominick Blaylock. Down 10-0, the Gators drove 54 yards in six plays, capped off by an Evan McPherson 38-yard field goal to cut into Georgia's early advantage. Following a season-high 27-yard kickoff return from Brian Herrien, Blankenship added another score — this time from 37 yards out to give Georgia a 13-3 halftime lead.

Georgia put together an efficient drive to open the half, highlighted by an acrobatic 18-yard reception by Herrien. Blankenship knocked in his third field goal of the day to give the Bulldogs a 16-3 lead with just under 10 minutes to go in the third quarter. In the fourth quarter, Florida took just three plays to score with a 23-yard TD pass from Trask to Van Jefferson. On the ensuing Bulldog possession, Fromm hit a wide open Cager on a 52-yard touchdown strike to give the Bulldogs the answer and the 22-10 lead. Cager was not finished as he caught a pass from Fromm to convert a two-point conversion to give his team a 24-10 advantage.

Florida answered with a 17-play, 75-yard drive capped off by a Freddie Swain to cut Georgia's lead to 24-17. The Gators' offense would not the ball the rest of the way as the Bulldogs hung on for the win.

Coach Kirby Smart said...

"That was a hard-earned win against a good football team. Credit goes to these kids who played hard and played with grit. So many people doubted and they never did. I am just happy for these guys in that locker room...We played really well on third down on both sides of the ball. When I was on the set of SEC Nation this morning, I told them that would be a key today. We executed well on both sides of the ball and that was a difference maker today...I am proud of Jake Fromm, those receivers, and our entire offense. Those guys at receiver have a chip on their shoulder and did a good job today."



Lawrence Cager hauled in seven catches for a career-high 132 yards, including the clinching 52-yard touchdown in the fourth quarter.

SCORING SUMMARY

Georgia (7-1, 4-1)	3	10	3	8	=	24
Florida (7-2, 4-2)	0	3	0	14	=	17

GA - Blankenship, 31-yard field goal, 03:58, 1Q
 GA - Blaylock, 3-yard pass from Fromm, 04:43, 2Q
 UF - McPherson, 38-yard field goal, 02:40, 2Q
 UF - Blankenship, 37-yard field goal, 00:14, 2Q
 GA - Blankenship, 27-yard field goal, 09:45, 3Q
 UF - Jefferson, 23-yard pass from Trask, 13:51, 4Q
 GA - Cager, 52-yard pass from Fromm, 10:01, 4Q
 UF - Swain, 2-yard pass from Trask, 03:11, 4Q
Weather: 64 degrees, cloudy, 11-mph NW wind.

GAME STATISTICS

	UGA	UF
First Downs	20	18
Rushing: Att.-Yards	37-119	19-21
Passing: Comp.-Att.-Yds.-Int	20-30-279-0	21-33-257-0
Total Plays-Total Net Yards	67-398	52-278
Fumbles: Number-Lost	0-0	0-0
Penalties: Number-Yards	8-46	6-40
Punts: Number-Yards (Avg.)	2-77 (38.5)	3-131 (43.7)
Kickoff Returns: Number-Yards (Avg.)	3-63 (21.0)	1-18 (18.0)
Time of Possession	35:48	24:12
Third Down Conversions	12 of 18	2 of 9
Fourth Down Conversions	0 of 0	2 of 3
Sacks By: Number-Yards	2-29	0-0

INDIVIDUAL LEADERS

Rushing	Att.	Yds.	TD	Long
GA - D'Andre Swift	25	86	0	30
UF - LaMical Perine	7	31	0	9
Passing	Comp.	Att.	Yds.	TD
GA - Jake Fromm	20	30	279	2
UF - Kyle Trask	21	33	257	2
Receiving	Rec.	Yds.	TD	Long
GA - Lawrence Cager	7	132	1	52
UF - Freddie Swain	8	91	1	23
Punting	No.	Yds.	Avg.	Long
GA - Jake Camarda	2	77	38.5	41
UF - Tommy Townsend	3	131	43.7	56
Tackles	UT	AT	Tot.	
GA - Monty Rice	2	7	9	
UF - Jonathan Greenard	5	4	9	

Worth Noting...

- Georgia's 24-17 win over No. 6 Florida gave the Bulldogs their third straight win in the series (for the first time since 2011-13) and now the Bulldogs are 4-3 all-time when both teams are ranked in the top 10. This was the second straight year it was a top 10 matchup. The Bulldogs lead the all-time series now 53-43-2. Bulldog coach Kirby Smart is 7-3 against top 10 teams in his career including 2-0 this year and 2-0 versus UF when both are in the top 10.
- QB Jake Fromm improved to 3-0 against the Gators in his career, joining Johnny Rauch (4-0 from 1945-48), Buck Belue (3-1 from 1979-81) and Aaron Murray (3-1 from 2010-13) as the only Bulldog quarterbacks with at least three wins in starts over Florida.
- Graduate Lawrence Cager enjoyed a career afternoon. He caught a 52-yard touchdown from Jake Fromm with 10:01 left that gave him seven catches for 132 yards, all career highs. They connected on a two-point conversion to make it 24-10. It capped a 7 play, 75-yard drive in 3:50. It was Georgia's first successful two-point conversion since the 2017 SEC Championship Game win over Auburn.
- For the 14th-straight year in the series, the team with the most rushing yards got the victory as Georgia outgained Florida 119 to 21. Junior D'Andre Swift had a game-high 86 yards on 25 attempts.
- Graduate DB J.R. Reed now has a team-high 37 consecutive starts for the defense while junior QB Jake Fromm leads the offense with 36 consecutive starts. Today's game captains were Reed, Fromm and D'Andre Swift.

No. 6 Georgia 27, Missouri 0

Nov. 9, 2019 • Dooley Field at Sanford Stadium • Athens, Ga.

ATHENS, Ga. - The sixth-ranked Georgia Bulldogs defeated the Missouri Tigers, 27-0, Saturday in front of 92,746 fans at Dooley Field at Sanford Stadium and an ESPN primetime national television audience.

After forcing the Tigers to punt on their opening drive, Georgia drove the field and scored when Fromm connected with Pickens, his third touchdown of the season, on a 25-yard pass to jump on the board first, 7-0. Georgia's scoring drive included six plays, covering 60 yards.

The second quarter began with a 20-yard field goal by Blankenship, adding to Georgia's lead, 10-0. The field goal, Blankenship's 16th of the season, punctuated a 13-play, 67-yard drive that lasted five minutes, 51 seconds. Junior defensive back Richard LeCounte intercepted a pass from Taylor Powell and returned it 71 yards to the Missouri 18-yard line around the eight-minute mark, his second interception of the season.

Following a rush for a loss, Blankenship came on and split the uprights on a 48-yard attempt, widening the lead to 13-0 with 6:06 left in the half. The field goal was Blankenship's fourth from 40 or longer this season and 19th of his career. The first half concluded with a 47-yard field goal by Blankenship to bring Georgia's lead to 16-0 at halftime. The opening half was the eighth time Georgia has held an opponent scoreless in a half this season, the third scoreless first half.

Blankenship connected on his fourth made field goal just under the seven-minute mark in the third, this time a 29-yarder, widening the lead to 19-0. The Bulldogs' second touchdown came with 14:02 left in the contest when Fromm completed an 18-yard pass to Pickens. Georgia completed a two-point conversion on a pass to sophomore James Cook, bringing the Bulldogs' tally to 27-0. The touchdown completed an 11-play, 86-yard drive by the Bulldogs.

Coach Kirby Smart said...

"I have a lot of respect for our offense. That (Missouri) defense is really good; they're big and physical... We made more plays than they did. Our quarterback made some throws. They didn't make explosive throws and we did... Our defense takes a lot of pride. I'm happy with our coaching staff and they deserve a lot of credit. The kids have bought in, too, thinking, 'You're not running it in.' They made some big stops on second, third, and fourth down (on the final drive). ... That's hard to do in this day and age of college football. And we don't leave our starters in. We rotate players. If they score, they score. We take a lot of pride in our defense."



Richard LeCounte picked off his second interception of the season, returning it 71 yards to the Missouri 18-yard line.

SCORING SUMMARY

Missouri (5-4, 2-3)	0	0	0	0	=	0
Georgia (8-1, 5-1)	7	9	3	8	=	27

GA - Pickens, 25-yard pass from Fromm (Blankenship kick), 10:43, 1Q

GA - Blankenship, 20-yard field goal, 14:05, 2Q

GA - Blankenship, 48-yard field goal, 06:06, 2Q

GA - Blankenship, 47-yard field goal, 00:00, 2Q

GA - Blankenship, 29-yard field goal, 06:56, 3Q

GA - Pickens, 18-yard pass from Fromm (Cook pass from Fromm), 14:02, 4Q

Weather: 40 degrees, fair, calm wind, 77 percent humidity.

GAME STATISTICS

	MU	UGA
First Downs	11	17
Rushing: Att.-Yards	24-50	38-166
Passing: Comp.-Att.-Yds.-Int	18-34-148-1	13-29-173-0
Total Plays-Total Net Yards	58-198	67-339
Fumbles: Number-Lost	0-0	0-0
Penalties: Number-Yards	5-47	3-15
Punts: Number-Yards (Avg.)	9-389 (43.2)	5-227 (45.4)
Kickoff Returns: Number-Yards (Avg.)	2-35 (17.5)	0-0 (0.0)
Time of Possession	24:33	35:27
Third Down Conversions	4 of 14	8 of 18
Fourth Down Conversions	0 of 1	0 of 0
Sacks By: Number-Yards	1-9	2-14

INDIVIDUAL LEADERS

Rushing	Att.	Yds.	TD	Long
MU - Larry Rountree	9	24	0	8
GA - D'Andre Swift	12	83	0	47
Passing	Cmp.	Att.	Yds.	TD
MU - Taylor Powell	10	22	84	0
GA - Jake Fromm	13	29	173	2
Receiving	Rec.	Yds.	TD	Long
MU - Jonathan Nance	4	45	0	20
GA - Lawrence Cager	6	93	0	32
Punting	No.	Yds.	Avg.	Long
MU - Tucker McCann	9	389	43.2	52
GA - Jake Camarda	5	227	45.4	53
Tackles	UT	AT	Tot.	
MU - Nick Bolton	4	5	9	
GA - Tae Crowder	2	5	7	

Worth Noting...

- This was the third shutout of the year for the Georgia defense, which marks the first time since 1981 that Georgia has done that. The Bulldogs held Missouri scoreless in the first half and went into the locker room with a 16-0 edge. This marked the 21st scoreless quarter Georgia has held its opponents to this year and the eighth scoreless half (third scoreless first half) that the Bulldog defense has held its opponents to in 2019. Georgia remains the only FBS team in the nation not to surrender a rushing touchdown.

- Graduate PK Rodrigo Blankenship connected on two PATs and then kicked four field goals (20, 48, 47 and 29-yards) to tie his career high (2016 at Kentucky, 2017 vs. Missouri). He has now connected on a school record 187 consecutive PATs and is No. 2 in the SEC all-time record books by 11 kicks. Blankenship has 403 points in his career, which ranks fourth in school history and fifth in SEC history. He is 20-for-28 from 40-49 yards in his career and 5-for-7 from that distance in 2019.

- Georgia now has won six in a row over Missouri and leads the all-time series 8-1. This was the third shutout in the series (1960 Orange Bowl 14-0; 34-0 in 2014 in Columbia).

- Jake Fromm started his 37th straight to lead the offense while graduate S J.R. Reed now leads the defense with 38 in a row. After missing five games with a foot injury, sophomore DB Tyson Campbell returned to action on special teams and on defense.

No. 4 Georgia 21, No. 12 Auburn 14

Nov. 16, 2019 • Jordan-Hare Stadium • Auburn, Ala.

AUBURN, Ala. - Despite a fourth-quarter rally by Auburn, the fourth-ranked Georgia Bulldogs clinched their third-consecutive SEC Eastern Division championship Saturday afternoon with a 21-14 victory over the 12th-ranked Tigers in front of 87,451 fans at Jordan-Hare Stadium and a CBS television audience.

On their opening possession, the Tigers quickly moved into Bulldog territory with a pair of first downs, but came away empty as Anders Carlson missed wide right from 47 yards out. Midway through the quarter, Fromm's 51-yard touchdown strike to freshman wide receiver Dominick Blaylock, capped off a 3-play, 61-yard drive and put the Bulldogs on the board first.

After a series of punts, Auburn's 4th-down conversion attempt was stopped at the Bulldog 37-yard line as the Georgia defense perfectly read the wildcat formation. The Bulldog defense continued to assert itself later in the quarter as junior linebacker Jermaine Johnson forced a Bo Nix fumble that was recovered by junior safety Richard LeCounte at the Georgia 44-yard line, his second recovery of the season.

Although the Bulldogs were unsuccessful on the ensuing drive, they would close out the first half with a one-minute scoring drill, powered by Swift's 26-yard rush to the Auburn 14-yard line. Three plays later, senior tailback Brian Herrien scored on a 5-yard screen pass from Fromm, concluding a 7-play, 81-yard drive that gave the Bulldogs a 14-0 lead entering the locker room.

In the third quarter, Georgia embarked on its longest drive of the afternoon, a 12-play, 88-yard sequence that effectively closed the quarter. After a touchdown pass to redshirt freshman wide receiver Kearis Jackson was overturned on review, Fromm found graduate tight end Eli Wolf for a 5-yard touchdown to make the score, 21-0. Auburn would score twice in the fourth quarter to narrow the margin, but their final drive was stifled when freshman defensive lineman Travon Walker sacked Nix on 4th-and-10.

Coach Kirby Smart said...

"Good teams never quit, and we've got to do a good job of putting people away when we have an opportunity to. We have a lot of respect for Gus and this program, their staff. A lot of friends on their staff. Their kids played really hard...Our kids were very resilient to come into this place, lose momentum, obviously lose momentum, and be able to go back out and get it shows some fortitude and the ability to handle adversity. I'm really proud of our guys... We're not where we need to be, but I give Auburn a lot of credit for that as well."



Travon Walker sealed the game and SEC Eastern Division title with his 4th-down sack of Bo Nix, the first solo sack of his career.

SCORING SUMMARY

Georgia (9-1, 6-1)	7	7	7	0	=	21
Auburn (7-3, 4-3)	0	0	0	14	=	14

GA - Blaylock, 51-yard pass from Fromm (Blankenship kick), 05:56, 1Q

GA - Herrien, 5-yard pass from Fromm (Blankenship kick), 00:20, 2Q

GA - Wolf, 5-yard pass from Fromm (Blankenship kick), 00:13, 3Q

AU - Stove, 3-yard pass from Nix (Carlson kick), 10:04, 4Q

AU - Nix, 2-yard run (Carlson kick), 07:03, 4Q

Weather: 64 degrees, sunny, 10-mph N wind.

GAME STATISTICS

	UGA	AU
First Downs	16	22
Rushing: Att.-Yards	36-141	36-84
Passing: Comp.-Att.-Yds.-Int	13-28-110-0	30-50-245-0
Total Plays-Total Net Yards	64-251	86-329
Fumbles: Number-Lost	1-0	2-1
Penalties: Number-Yards	7-56	4-35
Punts: Number-Yards (Avg.)	11-558 (50.7)	7-316 (45.1)
Kickoff Returns: Number-Yards (Avg.)	1-20 (20.0)	0-0 (0.0)
Time of Possession	27:43	32:17
Third Down Conversions	3 of 15	5 of 18
Fourth Down Conversions	0 of 0	1 of 4
Sacks By: Number-Yards	2-8	1-8

INDIVIDUAL LEADERS

Rushing	Att.	Yds.	TD	Long
GA - D'Andre Swift	17	106	0	26
AU - Bo Nix	13	42	1	9
Passing	Cmp.	Att.	Yds.	TD
GA - Jake Fromm	13	28	110	3
AU - Bo Nix	30	50	245	1
Receiving	Rec.	Yds.	TD	Long
GA - Dominick Blaylock	2	50	1	51
AU - Seth Williams	13	121	0	28
Punting	No.	Yds.	Avg.	Long
GA - Jake Camarda	11	558	50.7	67
AU - Arryn Siposs	7	316	45.1	52
Tackles	UT	AT	Tot.	
GA - Monty Rice	8	2	10	
AU - Jeremiah Dinson	7	1	8	

Worth Noting...

- With the 21-14 victory, Georgia clinched its third consecutive SEC Eastern Division title in this Kirby Smart's fourth year as a head coach. They are the first Eastern Division team to win three straight since Florida won five in a row from 1992-96. The Bulldogs will make their eighth appearance in the SEC Championship Game where they are 3-4, winning titles in 2002, 2005 and 2017.

- Georgia became the first team to defeat Auburn under Gus Malzahn following a bye week as the Tigers were 9-0 coming off a bye week, including 8-0 against SEC foes and 5-0 against ranked opponents under Malzahn after a bye. The Tigers were the fifth team this year that Georgia faced that was coming off a bye week including the fourth SEC opponent. In the overall series, Georgia now leads 60-56-8, including winning 14 of the past 19 meetings. Georgia is 17-12-2 on the Plains in this the Deep South's oldest rivalry.

- Georgia's leading tackler was junior Monty Rice with 10 stops, and he leads the team this year now with 66. It was his third career game with 10+ stops. Coming in, Georgia and Auburn were two of the six FBS teams that have not allowed more than 24 points in a game this year and that streak continued.

- Sophomore Jake Camarda had an eventful day, punting 11 times for a 50.7 average including six for 50+ yards and four inside the 20. His 11 punts tied for the third-most in a game in school history and most since Bucky Dilts had 11 versus Ole Miss in 1976. His first punt today tied his career high as it went 66 yards and was downed at the AU 2.

- Graduate DB J.R. Reed now has a team-high 39 consecutive starts for the defense while junior QB Jake Fromm leads the offense with 38 consecutive starts. Today's game captains were Reed, Fromm and junior tailback D'Andre Swift.

No. 4 Georgia 19, No. 24 Texas A&M 13

Nov. 23, 2019 • Dooley Field at Sanford Stadium • Athens, Ga.

ATHENS, Ga. - The fourth-ranked Georgia Bulldogs defeated No. 24 Texas A&M, 19-13, before 92,746 fans and a CBS television audience Saturday afternoon.

Senior Rodrigo Blankenship etched his name as Georgia's career points leader Saturday, concluding the game with four field goals. He also extended his school record PATs-made streak to 190. Defensively, Georgia held the Aggies to -1 rushing yards and 274 total yards on 62 plays.

Blankenship put the Bulldogs on the board with 8:22 left in the opening quarter, connecting on a 41-yard field goal. The Aggies knotted the contest on a 37-yard field goal from Seth Small just a minute and 31 seconds into the second quarter. The following drive resulted in a 49-yard field goal from Blankenship with 11:38 left in the half, giving the Bulldogs the three-point advantage back, 6-3.


Fromm then connected with Pickens on a 16-yard touchdown pass, lengthening Georgia's lead to 13-3 with 6:44 remaining in the opening half, with that tally holding until halftime. The scoring drive spanned seven plays over 65 yards highlighted by pass completions to Tyler Simmons (27 yards) and Kearis Jackson (22).

LeCounte forced a turnover on the Aggies' opening drive of the second half, giving Georgia the ball on the Texas A&M 21-yard line. Georgia's resulting drive ended on a 37-yard field goal by Blankenship, breaking Georgia's all-time points record, previously 412 held by Blair Walsh (2008-11), and widening the lead to 16-3.

Seth Small capped a six-play, 39-yard drive for Texas A&M with 4:14 left in the third, making a 35-yard field goal and bringing Georgia's lead back to 10, 16-6. Blankenship began the fourth quarter hitting a 31-yard field goal, bringing the Bulldog advantage back to 13 at 19-6. The Aggies sliced the lead to six with 11:16 left in game on a touchdown pass to Jhamon Ausbon, 19-13.

Coach Kirby Smart said...

"We make things so complicated. If we had cashed in on a touchdown, the game's over. We just couldn't put them away. Give them credit, they had us on our heels. It was like Auburn when we were tired. We've got to clean things up offensively. We need to run the ball and score some points...(Rodrigo's) incredible. What a great kid, what a great story. He's given so much to our university. He's methodical in what he does and he's so trustworthy... The fans were tremendous, especially in the second half. The atmosphere was awesome. The noise affected their communications and was a factor in their delay of games."



Rodrigo Blankenship closed his home career by setting a new school record for career points as he hit four field goals and a PAT.

SCORING SUMMARY

Texas A&M (7-4, 4-3)	0	3	3	7	=	13
Georgia (10-1, 7-1)	3	10	3	3	=	19

GA - Blankenship, 41-yard field goal, 08:22, 1Q

A&M - Small, 37-yard field goal, 13:29, 2Q

GA - Blankenship, 49-yard field goal, 11:36, 2Q

GA - Pickens, 16-yard pass from Fromm (Blankenship kick), 06:44, 2Q

GA - Blankenship, 37-yard field goal, 11:59, 3Q

A&M - Small, 35-yard field goal, 04:14, 3Q

GA - Blankenship, 31-yard field goal, 14:56, 4Q

A&M - Ausbon, 19-yard pass from Mond (Small kick), 11:16, 4Q

Weather: 63 degrees, rainy, 93 percent humidity, 8-mph S wind.

GAME STATISTICS

	A&M	UGA
First Downs	16	12
Rushing: Att.-Yards	20-(-1)	36-97
Passing: Comp.-Att.-Yds.-Int	25-42-275-0	11-23-163-0
Total Plays-Total Net Yards	62-274	59-260
Fumbles: Number-Lost	2-1	1-0
Penalties: Number-Yards	7-45	2-30
Punts: Number-Yards (Avg.)	7-298	6-268
Kickoff Returns: Number-Yards (Avg.)	1-14 (14.0)	1-41 (41.0)
Time of Possession	31:34	28:26
Third Down Conversions	4 of 15	5 of 15
Fourth Down Conversions	0 of 1	0 of 0
Sacks By: Number-Yards	2-19	2-15

INDIVIDUAL LEADERS

Rushing	Att.	Yds.	TD	Long
A&M - Isaiah Spill	11	7	0	5
GA - D'Andre Swift	19	112	0	23
Passing	Comp.	Att.	Yds.	TD
A&M - Kellen Mond	25	42	275	1
GA - Jake Fromm	11	23	163	1
Receiving	Rec.	Yds.	TD	Long
A&M - Jhamon Ausbon	9	96	1	23
GA - George Pickens	2	57	1	41
Punting	No.	Yds.	Avg.	Long
A&M - Braden Mann	7	298	42.6	59
GA - Jake Camarda	6	268	44.7	54
Tackles	UT	AT	Tot.	
A&M - Demani Richardson	5	3	8	
GA - Richard LeCounte	6	1	7	

Worth Noting...

- Coming into the game, Georgia led the SEC and ranked second nationally in Scoring Defense, allowing just 10.5 points per game and third nationally in rushing defense (75.5 yards per game). After today's 19-13 win, Georgia improves to 10-1 (7-1 SEC) and held the Aggies to 274 yards of total offense (-1 rushing, 275 passing) on 62 plays. It was the first time since 2011 when a team facing the Bulldogs was held to negative yards rushing. Florida finished with minus 19 in Georgia's 24-20 win in Jacksonville in 2011.

- Georgia is one of three FBS teams (Clemson, Ohio State) to not allow more than 21 points in a game this season. The Aggies came in averaging 34 points a game and 434.3 yards a game of total offense (175 on the ground). Georgia led 3-0 after the first quarter. It was the 28th scoreless quarter by the Bulldog defense this year.

- The senior class closed out their Sanford Stadium career with a 19-13 win today over No. 24 Texas A&M to improve to 42-11. The 42 wins is tied for third most in school history with the 2004 (42-10) and 2018 (42-13) classes.

- Graduate DB Jake Reed now has a team-high 40 consecutive starts for the defense while junior QB Jake Fromm leads the offense with 39 consecutive starts. Today's game captains were Reed and juniors Solomon Kindley and Monty Rice.

No. 4 Georgia 52, Georgia Tech 7

Nov. 30, 2019 • Bobby Dodd Stadium • Atlanta, Ga.

ATLANTA - The fourth-ranked Georgia Bulldogs defeated rival Georgia Tech, 52-7, in front of 55,000 fans and an ABC television audience Saturday afternoon.

After being forced to punt on its first drive, Georgia then scored on three consecutive drives in the first quarter. Rodrigo Blankenship put the Bulldogs on the board with a 49-yard field goal, his eighth this season from over 40 yards. The next scoring drive was capped off by a two-yard rushing touchdown from Brian Herrien, followed by a 25-yard scoring pass from Jake Fromm to Tyler Simmons. On the ensuing drive, Charlie Woerner caught his first career touchdown with a 20-yard reception.

Georgia Tech was able to capitalize on a fumbled punt return with their lone score of the game, a 6-yard touchdown pass to Tyler Davis early in the second quarter. The fumble by returner Dominick Blaylock was the first turnover committed by the Bulldogs since their loss to South Carolina on Oct. 12. After another Georgia fumble, Georgia Tech could not add more points, missing a 42-yard field goal to end the half.

Following a Georgia Tech punt that allowed Georgia to begin its drive on the Yellow Jacket 41-yard line, Fromm immediately connected with George Pickens on a 41-yard touchdown pass in the third quarter. The lead was widened on a Fromm touchdown pass to Blaylock, tying the quarterback's career high set last season against Georgia Tech.

In the fourth quarter, redshirt-sophomore Stetson Bennett handed off to Kenny McIntosh, who punched in a two-yard touchdown to lengthen the lead. Later, a Georgia Tech fumble in the end zone was picked up by sophomore Tyson Campbell with three minutes left in the game, finalizing Georgia's lead at 52-7.

Coach Kirby Smart said...

"I'm proud of our seniors. The senior class that's going out of here, somebody told me, may be tied for the second-most wins of any senior class to ever leave Georgia... They continued to play really well. I mean, I thought our defensive guys played super hard. They've got an unbelievable challenge in front of us this week. It'll be a whole lot different than the team we just played, I can promise you that. They have passion, energy, juice. They love just playing football. They love to get in those situations, and I think they were 3-of-17 or something. Our guys really enjoy that."



Seniors Tyler Simmons and Charlie Woerner celebrate Woerner's first career touchdown catch, a 20-yard reception in the first quarter.

SCORING SUMMARY

Georgia (11-1, 7-1)	17	0	21	14	=	52
Georgia Tech (3-9, 2-6)	0	7	0	0	=	7

GA - Blankenship, 49-yard field goal, 10:00, 1Q
GA - Herrien, 2-yard run (Blankenship kick), 04:52, 1Q
GA - Woerner, 20-yard pass from Fromm (Blankenship kick), 01:21, 1Q
GT - Davis, 6-yard pass from Graham (King kick), 10:58, 2Q
GA - Simmons, 17-yard pass from Fromm (Blankenship kick), 13:32, 3Q
GA - Pickens, 41-yard pass from Fromm (Blankenship kick), 07:44, 3Q
GA - Blaylock, 9-yard pass from Fromm (Blankenship kick), 04:28, 3Q
GA - McIntosh, 2-yard run (Blankenship kick), 11:19, 4Q
GA - Campbell, 0-yard fumble recovery (Blankenship kick), 03:06, 4Q

Weather: 67 degrees, partly cloudy, calm wind.

GAME STATISTICS

	UGA	GT
First Downs	26	7
Rushing: Att.-Yards	40-219	37-99
Passing: Comp.-Att.-Yds.-Int	16-32-281-0	5-21-40-0
Total Plays-Total Net Yards	72-500	58-139
Fumbles: Number-Lost	3-3	2-1
Penalties: Number-Yards	0-0	4-34
Punts: Number-Yards (Avg.)	4-185 (46.2)	13-587 (45.2)
Kickoff Returns: Number-Yards (Avg.)	1-22 (22.0)	2-34 (17.0)
Time of Possession	30:12	29:48
Third Down Conversions	7 of 13	3 of 17
Fourth Down Conversions	0 of 0	0 of 0
Sacks By: Number-Yards	1-12	1-8

INDIVIDUAL LEADERS

Rushing	Att.	Yds.	TD	Long
GA - D'Andre Swift	10	73	0	18
GT - Jordan Mason	16	37	0	11
Passing	Cmp.	Att.	Yds.	TD
GA - Jake Fromm	14	29	254	4
GT - James Graham	5	20	40	1
Receiving	Rec.	Yds.	TD	Long
GA - Tyler Simmons	3	52	1	25
GT - Malachi Carter	1	23	0	23
Punting	No.	Yds.	Avg.	Long
GA - Jake Camarda	4	185	46.2	52
GT - Pressley Harvin III	13	587	45.2	58
Tackles	UT	AT	Tot.	
GA - Monty Rice	8	0	8	
GT - C. Campbell/J. King	6	0	6	

Worth Noting...

• The Bulldog defense has posted 31 scoreless quarters this season. Georgia, along with Clemson, is one of two FBS teams not to allow an opponent more than 20 points in a game this year. Also, Georgia has surrendered just one rushing TD all year (to Auburn on Nov. 16).

• With today's 52-7 victory, Georgia finishes the regular season 11-1 for the third straight year and fifth time since 2002. This year's squad is the 12th in school history to tally at least 11 wins in a season. Georgia extends its advantage in the Tech series to 70-39-5 and retains the Governor's Cup Trophy. The victory here was Georgia's 10th straight over Tech in Atlanta.

• The 52 points and the 45-point margin of victory was the largest in the series that dates back to 1893. This year's senior class improves to 43-11, which is tied for the second most wins in school history (1983 squad went 43-4-1). The 2005 class has the most wins with a 44-9 mark.

• Georgia got a touchdown when Tech fumbled a punt in the end-zone (recovered by Tyson Campbell) while Tech scored seven points off three Bulldog miscues. Georgia now has 13 scores by the defense or special teams in the Kirby Smart era. It was Campbell's second career TD as he had a 64-yard fumble recovery for a TD at Missouri in 2018.

• Graduate DB J.R. Reed now has a team-high 41 consecutive starts for the defense while junior QB Jake Fromm leads the offense with 40 consecutive starts. Today's game captains were juniors D'Andre Swift and Andrew Thomas, along with graduate Michael Barnett.

13 Stetson Bennett

QB, RSo., 5-11, 190, Blackshear, Ga.

2019

Has played in four of 12 games and has completed 20 of his 26 pass attempts, with two TDs...saw his first action as a Bulldog vs. Murray State, when he completed nine of 13 passes for 124 yards and 2 TDs...also ran for a TD...completed two of three passes for 27 yards vs. Georgia Tech...saw action for more than a quarter vs. the Jackets...participated in Spring drills...completed 12 of 22 passes for 210 yards and a TD in the annual G-Day intrasquad game, playing for both sides.

Career Statistics

Year	G/GS	Cmp.	Att.	Pct.	Yds.	INT	TD	Eff.	LG
2019	4/0	20	26	76.9	260	1	2	178.62	28 AS

8 Dominick Blaylock

WR, Fr., 6-1, 195, Marietta, Ga.

2019

Has seen action in 11 of 12 games, starting vs. Florida, Texas A&M and Georgia Tech...has 17 catches for 299 yards and five TDs...scored Georgia's first TD in two key November games: an 8-yarder vs. Florida and a 51-yarder at Auburn...four catches vs. Arkansas State for a team-high 112 yards...scored his first collegiate TD on a 60-yard catch and run vs. ASU...that pass/catch remains Georgia's longest pass play of the season thus far...has become Georgia's primary punt returner, with 14 returns for an average of 9.1, which ranks 21st nationally...season-best 32-yard return vs. Georgia Tech...two catches for 19 yards vs. Notre Dame.

Career Statistics

Year	G/GS	Rec.	Yards	Per/Rec.	Per/Gm.	TD	LG
2019	11/3	17	299	17.6	27.2	5	60 AS

15 Lawrence Cager

WR, Gr., 6-5, 220, Baltimore, Md.

2019

Has played in nine of 12 games to date, with six starts, and has a team-high 33 catches for 476 yards and four TDs...led the Bulldogs with seven catches for 132 yards, including a 52-yard TD pass and run, vs. Florida...his 132 receiving yards vs. the Gators were the most by a Georgia receiver in over six years...had a team-best five receptions for 82 yards and a touchdown vs. Notre Dame, including a 36-yarder and a 15-yarder for a fourth-quarter touchdown...six catches for 93 yards (both team highs) vs. Missouri...also led team with five catches vs. Tennessee...named one of three team captains for the South Carolina game...missed the UK and GT games due to injury.

Career Statistics

Year	G/GS	Rec.	Yards	Per/Rec.	Per/Gm.	TD	LG
2019	9-6	33	476	14.4	52.9	4	52 UF

74 Ben Cleveland

OL, Jr., 6-6, 335, Toccoa, Ga.

2019

Has seen action in all 12 games at right guard, starting there vs. Arkansas State, Notre Dame, South Carolina, Kentucky, Texas A&M and Georgia Tech...SEC Offensive Lineman of the Week vs. Missouri...also participates on punt and placement kick units...preseason All-SEC Third Team Offense by media.

4 James Cook

RB, So., 5-11, 190, Miami, Fla.

2019

Has played in all 12 games, starting in three...has 153 yards on just 23 carries (6.7 avg.), with two TDs...also has 121 yards receiving on 15 catches...scored on a career-long 37-yard run vs. Arkansas State.

Career Statistics

Rushing

Year	G/GS	Att.	Yards	Per/Att.	Per/Gm.	TD	LG
2018	13/0	41	284	6.9	21.8	2	36 AP
2019	12/3	23	153	6.7	12.8	2	37 AS
Total	25/3	64	437	6.8	17.5	4	37 AS

Receiving

Year	G/GS	Rec.	Yards	Per/Rec.	Per/Gm.	TD	LG
2018	13/0	8	89	11.1	6.8	0	24 MT
2019	12/3	15	121	8.1	10.1	0	19 MS
Total	25/3	23	210	9.1	8.4	0	24 MT

Career Highs

Rushing Attempts 11 vs. South Carolina, 2018
 Rushing Yards 76 vs. UMass, 2018
 Rushing TDs 2 vs. UMass, 2018
 Long Rush 37 yards vs. Arkansas State, 2019
 Long Completion 80 yards vs. Alabama, 2018 (2017 season)

86 John FitzPatrick

TE, RFr., 6-6, 230, Atlanta, Ga.

2019

Has seen action in 10 of 11 games thus far, starting in the opener at Vanderbilt...first collegiate catch came vs. Murray State for 22 yards.

Career Statistics

Year	G/GS	Rec.	Yards	Per/Rec.	Per/Gm.	TD	LG
2019	11/1	1	22	22.0	2.0	0	22 MS

11 Jake Fromm

QB, Jr., 6-2, 220, Warner Robins, Ga.

2019

Named a Davey O'Brien "Great 8" and a Manning Award "Star of the Week" after the Florida game, when he went 20-for-30 for 279 yards and two TDs...also earned Manning Award "Star of the Week" recognition after he completed 24 of 29 passes for 288 yards and two TDs in win at Tennessee...as started all 12 games and has completed 194 of 313 passes (62.0%) for 2385 yards and 21 TDs...named one of three team captains for the Vanderbilt, Notre Dame, Kentucky, Florida and Auburn games...his 7,749 career passing yards ranks third on UGA's all-time list...his 75 career TD passes put him in second place on UGA's all-time list... named to the 2019 Allstate AFCA Good Works Team...one of 20 semifinalists for the third annual Jason Witten Collegiate Man of the Year...named to pre-season watch lists for Maxwell Award, Davey O'Brien Award, Walter Camp Player of the Year, and Allstate Sugar Bowl Manning Award...Athlon Sports Preseason All-America Fourth Team...Preseason All-SEC Second Team Offense by media...one of three Bulldogs to earn spots on the 2019 CoSIDA Academic All-District Team.

Career Statistics

Passing

Year	G/GS	Cmp.	Att.	Pct.	Yds.	INT	TD	Eff.	LG
2017	15/14	181	291	62.2	2615	7	24	160.09	80 UA
2018	14/14	206	306	67.3	2749	6	30	171.21	75 VU
2019	12/12	194	313	62.0	2385	3	21	146.21	60 AS
Total	41/40	581	910	63.8	7749	16	75	159.10	80 UA

Rushing

Year	G/GS	Att.	Yards	Per/Att.	Per/Gm.	TD	LG
2017	15/14	55	79	1.4	5.3	3	21 UK
2018	14/14	41	-27	-0.7	-1.9	0	10 UF
2019	12/12	30	4	0.1	0.3	0	15 VU
Total	41/40	126	56	0.4	1.4	3	21 UK

Career Highs

Completions 28 vs. South Carolina, 2019
 Attempts 51 vs. South Carolina, 2019
 Passing Yards 326 vs. Missouri, 2017
 TD Passes 4 vs. Georgia Tech, 2018; vs. Georgia Tech, 2019
 Long Completion 80 yards vs. Alabama, 2018 (2017 season)

35 Brian Herrien

RB, Sr., 6-0, 210, Douglasville, Ga.

2019

Has played in 11 of 12 games to date, starting in the season opener at Vanderbilt...team's second-leading rusher with 466 yards on 95 carries and six TDs...has also caught 13 passes for 87 yards and one TD...that lone score was a big one, a 5-yard catch for Georgia's second TD at Auburn...also has a team-best six kickoff returns...career-long return of 41 yards came against Texas A&M...team-high 88 yards rushing in win at Tennessee were also a career high...career-long 40-yard carry in that game...career-high four receptions vs. Florida included catches for 16 and 18 yards in one third-quarter drive, the latter a diving, one-handed grab...named one of three team captains for USC game.

Career Statistics

Rushing

Year	G/GS	Att.	Yards	Per/Att.	Per/Gm.	TD	LG
2016	12/0	63	363	5.8	30.3	3	23 NIC
2017	14/0	61	265	4.3	18.9	1	30 UK
2018	14/0	50	295	5.9	21.1	3	24 UM
2019	11/1	95	466	4.9	42.4	6	40 UT
Total	51/1	269	1389	5.2	27.2	13	40 UT

Receiving

Year	G/GS	Rec.	Yards	Per/Rec.	Per/Gm.	TD	LG
2016	12/0	2	14	7.0	0.2	0	9 OM
2017	14/0	2	1	0.5	0.1	0	1 MU
2018	14/0	8	42	5.3	3.0	1	17 TX
2019	11/1	13	87	6.7	7.9	1	18 UF
Total	51/1	25	144	5.8	2.8	2	18 UF

Career Highs

Rushing Attempts15 vs. Tennessee, 2016
 Rushing Yards88 vs. Tennessee, 2019
 Rushing TDs2 vs. Ole Miss, 2016
 Long Rush40 yards vs. Tennessee, 2019
 Receptions4 vs. Florida, 2019
 Receiving Yards46 vs. Florida, 2019
 Receiving TDs1 vs. Texas, 2019 (2018 season); vs. Auburn, 2019
 Long Reception18 yards vs. Florida, 2019

55 Trey Hill

OL, So., 6-4, 330, Warner Robins, Ga.

2019

Has started at center in all 12 games to date...has played every offensive snap in six games: Vanderbilt, Notre Dame, South Carolina, Kentucky, Florida and Auburn...left Missouri game in first half because of injury, only to return the following week as a starter at Auburn...Rimington Award Watch List.

10 Kearis Jackson

WR, RFr., 6-0, 200, Fort Valley, Ga.

2019

Has played in nine of 12 games, with six starts...has five catches for 79 yards...started the season opener at Vanderbilt and caught two passes 31 yards before leaving the game with a hand injury...also had a punt return for six yards...missed three contests because of injury...had a 13-yard reception and a punt return of five yards vs. Missouri.

Career Statistics

Year	G/GS	Rec.	Yards	Per/Rec.	Per/Gm.	TD	LG
2019	9/6	5	79	15.8	8.8	0	32 VU

66 Solomon Kindley

OL, Jr., 6-4, 335, Jacksonville, Fla.

2019

Has played in 11 games overall, starting in nine...named one of three team captains for season opener at Vanderbilt and also vs. Missouri and Texas A&M...played every offensive snap vs. Florida and Auburn, and all but one vs. Vanderbilt...left the Notre Dame game with an injury...Outland Trophy Watch List...Sports Illustrated Preseason All-America Second Team...Preseason All-SEC Second Team Offense by media.

5 Matt Landers

WR, RSo., 6-5, 200, St. Petersburg, Fla.

2019

Has played in 10 of 12 games, starting vs. Murray State...has seven catches for 80 yards thus far...career-long catch of 26 yards vs. Ga. Tech.

Career Statistics

Year	G/GS	Rec.	Yards	Per/Rec.	Per/Gm.	TD	LG
2018	4/0	0	0	0.0	0.0	0	---
2019	10/1	7	80	11.4	8.0	0	26 GT

77 Cade Mays

OL, Jr., 6-6, 318, Knoxville, Tenn.

2019

Has played in all 12 games, starting in 10...has seen playing time at every OL position...started six games at right guard, two at right tackle and the other two at left guard...played extensively at center in the Missouri game.

1 George Pickens

WR, Fr., 6-3, 190, Hoover, Ala.

2019

Has played in all 12 games, earning his first starting assignment vs. Kentucky...has 33 catches for 498 yards (team high)...also leads the Bulldogs in TD catches with six...two of his five catches vs. Missouri went for scores (25 & 18 yards)...first TD catch was a second-quarter score, from 15 yards out, vs. Murray State...one of his three catches vs. Tennessee was a 7-yard score...had five catches for 84 yards vs. Arkansas State...season highs of seven catches and 98 yards both came vs. South Carolina...team-high four catches for 35 yards vs. Kentucky...lone catch vs. Georgia Tech went for 41 yards and a TD.

Career Statistics

Year	G/GS	Rec.	Yards	Per/Rec.	Per/Gm.	TD	LG
2019	12/1	33	498	15.1	41.5	6	43 MS

16 Demetris Robertson

WR, Jr., 6-0, 190, Savannah, Ga.

2019

Has played in 11 of 12 games, with four starts, and has 26 catches for 281 yards and three TDs...scored the Bulldogs' first TD of the season, a 3-yard pass in the first quarter vs. Vanderbilt...season-high five receptions for 51 yards and a fourth-quarter TD vs. South Carolina...four catches for 48 yards in a starting assignment vs. Notre Dame...team-high three catches vs. Auburn...caught two passes in win at Tennessee, a 33-yarder and a 28-yarder...also has five rushes for 48 yards.

Career Statistics

Receiving

Year	G/GS	Rec.	Yards	Per/Rec.	Per/Gm.	TD	LG
2018	9/0	0	0	0.0	0.0	0	---
2019	11/4	26	281	10.8	25.5	3	33 UT
Total	20/4	26	281	10.8	14.1	3	33 UT

Rushing

Year	G/GS	Att.	Yards	Per/Att.	Per/Gm.	TD	LG
2018	9/0	4	109	27.2	12.1	1	72 AP
2019	11/4	5	48	9.6	4.8	0	16 MZ
Total	20/4	9	157	17.4	7.9	1	72 AP

69 Jamaree Salyer

OL, Jr., 6-4, 325, Atlanta, Ga.

2019

Has played in 11 of 12 games...saw his first action of the season in a starting assignment at right tackle vs. Murray State...also played extensively vs. Arkansas State, Notre Dame, South Carolina, Kentucky and Missouri...played center in a backup role vs. Missouri...also plays on punt coverage unit.

87 Tyler Simmons
WR, Sr., 6-0, 210, Douglasville, Ga.
2019

Has played in all 12 games thus far, starting in 10...has 14 catches for 168 yards, nine rushes for 67 yards and also eight punt returns for 134 yards...team-high three catches for 52 yards and a TD vs. Georgia Tech...was named one of three team captains for the Arkansas State game...his 27-yard catch vs. Texas A&M was his longest of the season.

Career Statistics
Receiving

Year	G/GS	Rec.	Yards	Per/Rec.	Per/Gm.	TD	LG
2016	6/0	2	19	9.5	3.8	0	11 UL
2017	15/0	3	26	8.7	1.7	0	10 SAM
2018	13/6	9	138	15.3	10.6	2	71 MA
2019	12/10	14	168	12.0	14.0	1	27 TAM
Total	46/16	28	351	12.5	7.6	3	71 MA

Rushing

Year	G/GS	Att.	Yards	Per/Att.	Per/Gm.	TD	LG
2016	6/0	0	0	0.0	0.0	0	---
2017	15/0	0	0	0.0	0.0	0	---
2018	13/6	5	131	26.2	10.1	2	56 MT
2019	12/10	9	67	7.4	5.6	0	17 UT
Total	46/16	14	198	14.1	4.3	2	56 MT

Career Highs

Receptions 4 vs. South Carolina, 2019
 Receiving Yards 81 vs. UMass, 2018
 Receiving TDs 1 vs. Auburn & UMass, 2018
 Long Reception 71 vs. UMass, 2018

7 D'Andre Swift
RB, Jr., 5-9, 215, Philadelphia, Pa.
2019

Has played in all 12 games, starting in 11...team's leading rusher with 1203 yards on 193 carries, with seven TDs...also has 21 catches for 198 yards, including a 48-yarder for a TD vs. Arkansas State, as well as a 44-yarder vs. Tennessee...in the Auburn game he became the fifth player in UGA history to have multiple 1,000-yard seasons and first since Nick Chubb (2014, 16-17)...enters the LSU game with 2,870 career yards, good for seventh place on UGA's all-time list...he now has nine career games of over 100 yards rushing...SEC Offensive Player of the Week for his performance vs. Kentucky...named one of three team captains for the Kentucky, Florida, Missouri and Auburn games...named to pre-season watch lists for the Maxwell Award, Doak Walker Award and Walter Camp Player of the Year...Sporting News Preseason All-America Second Team...Athlon Sports Preseason All-America Second Team... Sports Illustrated Preseason All-America Second Team ... CBS Sports Preseason All-America Second Team ... Preseason All-SEC First Team Offense by media.

Career Statistics
Rushing

Year	G/GS	Att.	Yards	Per/Att.	Per/Gm.	TD	LG
2017	15/1	81	618	7.6	41.2	3	71 MU
2018	14/5	163	1049	6.4	74.9	10	83 UK
2019	12/11	193	1203	6.2	100.3	7	47 MZ
Total	41/17	437	2870	6.6	70.0	20	83 UK

Receiving

Year	G/GS	Rec.	Yards	Per/Rec.	Per/Gm.	TD	LG
2017	15/1	17	153	9.0	10.2	1	39 UF
2018	14/5	32	297	9.3	21.2	3	35 VU
2019	12/11	21	198	9.4	16.5	1	48 AS
Total	41/17	70	648	9.3	15.8	5	48 AS

Career Highs

Rushing Attempts 25 vs. Florida, 2019
 Rushing Yards 186 vs. Auburn, 2018
 Rushing TDs 2 vs. four teams (recent: Kentucky, 2019)
 Long Rush 83 yards vs. Kentucky (2018)
 Receptions 6 vs. Alabama, 2018
 Receiving Yards 84 vs. Florida, 2017
 Receiving TDs 1 vs. five teams (recent: Ark. State, 2019)
 Long Reception 48 yards vs. Ark. State, 2019

71 Andrew Thomas
OL, Jr., 6-5, 320, Lithonia, Ga.
2019

Has started all 12 games to date at left tackle...semifinalist for the 2019 Outland Trophy...Outland Trophy National Player of the Month for October...Mid-Season All-American by The Sporting News, CBS Sports, Athlon, ESPN.com and Associated Press...twice named SEC Offensive Lineman of the Week this season: after wins over Vanderbilt (Aug. 31) and Florida (Nov. 2)...played every offensive snap vs. Notre Dame, South Carolina, Kentucky, Florida, Auburn and Texas A&M... named one of three team captains for Murray State, Tennessee and Georgia Tech games...Outland Trophy Watch List...Sports Illustrated Preseason All-America First Team...CBS Sports Preseason All-America First Team...Athlon Sports Preseason All-America First Team Offense... Sporting News Preseason All-America Second Team...All-SEC First Team Offense by media.

3 Zamir White
RB, RFr., 6-0, 215, Laurinburg, N.C.
2019

Has played in 11 of 12 games thus far...third on the team in rushing yards with 311 on just 55 carries...scored his first collegiate touchdown on a second-quarter run of six yards vs. Murray State...has also caught two passes for 20 yards...had his first KO return (22 yards) vs. Georgia Tech.

Career Statistics
Rushing

Year	G/GS	Att.	Yards	Per/Att.	Per/Gm.	TD	LG
2019	11/0	55	311	5.7	28.3	2	29 MS

Career Highs

Rushing Attempts 12 vs. South Carolina, 2019
 Rushing Yards 72 vs. Murray State, 2019

79 Isaiah Wilson
OL, RSo., 6-7, 340, Brooklyn, N.Y.
2019

Has played in 10 games, starting in nine...started at right tackle in season opener at Vanderbilt...missed the Murray State and Arkansas games due to injury but returned to action vs. Notre Dame...played every offensive snap vs. Kentucky, Florida, Auburn and Texas A&M... played over 95 percent of offensive snaps in three others: Vandy, Tennessee and Missouri...Outland Trophy Watch List...Preseason All-SEC Second Team Offense by media.

89 Charlie Woerner
TE, Sr., 6-5, 245, Tiger, Ga.
2019

Has played and started in all 12 games at tight end...has eight catches for 62 yards...first career TD catch went for 20 yards vs. Georgia Tech... two catches for 20 yards vs. Florida included a season-long 17-yarder... named one of three team captains for Murray State game...John Mackey Award Watch List...Preseason All-SEC Third Team Offense by media.

Career Statistics
Receiving

Year	G/GS	Rec.	Yards	Per/Rec.	Per/Gm.	TD	LG
2016	12/2	5	50	10.0	4.5	0	29 NIC
2017	14/1	9	100	11.1	7.1	0	50 MU
2018	14/2	11	148	13.5	10.6	0	35 UF
2019	12/12	8	62	7.8	5.2	1	20 GT
Total	52/17	33	360	10.9	6.9	1	50 MU

Career Highs

Receptions 3 vs. Oklahoma, 2018 (2017 season)
 Receiving Yards 66 vs. Missouri, 2017
 Long Reception 50 yards vs. Missouri, 2017
 Receiving TD 1 vs. Georgia Tech, 2019

19 Adam Anderson

OLB, So., 6-5, 225, Rome, Ga.

2019

Has seen action in all 12 games and has four tackles and 11 QB pressures... had two third-down stops vs. Georgia Tech... had a second-quarter sack vs. Murray State that resulted in a 14-yard loss and an intentional grounding penalty against the Racers.

Career Statistics

Year	G/GS	Solo	Asst.	Total	Sacks	TFL	FF	FR	PBU	Int.	QBP
2018	14/0	6	10	16	0.5/2	2.5/6	0	0	1	0	4
2019	12/0	3	1	4	1.0/14	1.0/14	0	0	0	0	11
Total	26/0	9	11	20	1.5/16	3.5/20	0	0	1	0	15

Career Highs

Tackles.....5 vs. Georgia Tech, 2018
QB Pressures.....4 vs. South Carolina, 2019
TFL1 vs. three teams (recent: Murray State, 2019)
QB Sack.....1 vs. Murray State, 2019

94 Michael Barnett

DT, Sr., 6-4, 304, Ridgeville, S.C.

2019

Has played in 11 of 12 games, starting in four, with 23 stops and three QB pressures...two tackles, one TFL assist and two QB hurries in win at Tennessee...career-high five stops in his first starting assignment vs. USC...selected as one of three game captains for the Arkansas State and Ga. Tech games.

Career Statistics

Year	G/GS	Solo	Asst.	Total	Sacks	TFL	FF	FR	PBU	Int.	QBP
2015	7/0	0	5	5	0.0/0	0.0/0	0	0	0	0	1
2017	12/0	4	1	5	0.0/0	0.0/0	0	0	0	0	0
2018	14/1	6	8	14	0.0/0	0.0/0	0	0	1	0	0
2019	11/4	5	18	23	0.0/0	0.5/0	0	0	1	0	3
Total	44/5	15	32	47	0.0/0	0.5/0	0	0	2	0	3

Career Highs

Tackles.....5 vs. South Carolina, 2019
QB Pressures.....2 vs. Tennessee, 2019

3 Tyson Campbell

DB, So., 6-2, 185, Plantation, Fla.

2019

Has played in seven of 12 games...started at cornerback in the season's first three games...has 14 total stops and four pass breakups...had three PBUs against Arkansas State...missed five games because of injury...season-high five stops vs. Texas A&M...scored his second career TD when he recovered a fumbled punt in the end zone vs. Ga. Tech.

Career Statistics

Year	G/GS	Solo	Asst.	Total	Sacks	TFL	FF	FR	PBU	Int.	QBP
2018	13/10	29	16	44	0.0/0	0.5/2	1	2	1	0	0
2019	7/3	8	6	14	0.0/0	0.5/1	0	1	4	0	1
Total	20/13	37	22	59	0.0/0	1.0/3	1	3	5	0	1

Career Highs

Tackles.....11 vs. LSU, 2018
Pass Breakups.....3 vs. Arkansas State, 2019

52 Tyler Clark

DL, Sr., 6-4, 300, Americus, Ga.

2019

Has started all 12 games...leads all interior linemen with 24 total stops, including 2.5 sacks and a team-high 8.0 tackles for loss...also has 11 QB pressures...had a tackle for a 4-yard loss in OT vs. USC...had two tackles for lost yardage in win at Auburn...had perhaps the biggest defensive play of the Texas A&M game, a 4th-quarter sack for a 10-yard loss.

Career Statistics

Year	G/GS	Solo	Asst.	Total	Sacks	TFL	FF	FR	PBU	Int.	QBP
2016	13/0	7	14	21	0.5/5	1.5/7	0	0	0	0	4
2017	14/12	18	23	41	2.5/14	6.0/21	0	0	0	0	6
2018	14/10	15	16	31	1.0/4	4.0/12	0	1	3	0	4
2019	12/12	10	14	24	2.5/19	8.0/34	0	0	0	0	11
Total	53/34	50	67	117	6.5/42	19.5/74	0	1	3	0	25

Career Highs

Tackles.....5 vs. five teams (recent: Arkansas State, 2019)
QB Sacks.....1.5 vs. Arkansas State, 2019
TFL2 vs. Auburn, 2019

30 Tae Crowder

ILB, Sr., 6-3, 235, Pine Mountain, Ga.

2019

Has started all 12 games thus far and has 55 total stops (second-best on team), including 3.0 for lost yardage, and three QB pressures... one of 12 semifinalists for the Butkus Award, given to the nation's top linebacker...Georgia's leading tackler vs. South Carolina with a career-high 12 stops...also its top tackler vs. Notre Dame, with a then career-high nine tackles...one of four Bulldogs with a team-high six stops in shutout of Kentucky...scored his first collegiate touchdown when he picked up a Tennessee fumble and returned it 60 yards for a score...led Georgia in tackles vs. Missouri with seven...was named one of three team captains for the Missouri game.

Career Statistics

Year	G/GS	Solo	Asst.	Total	Sacks	TFL	FF	FR	PBU	Int.	QBP
2016	1/0	0	0	0	0.0/0	0.0/0	0	0	0	0	0
2017	13/0	3	4	7	0.0/0	0.0/0	0	0	0	0	0
2018	14/5	18	35	53	1.5/8	6.0/16	1	1	3	2	5
2019	12/12	23	32	55	0.0/0	3.0/9	0	1	3	0	3
Total	41/16	42	70	112	1.5/8	9.0/25	1	2	6	2	8

Career Highs

Tackles.....12 vs. South Carolina, 2019
TFL1.5 vs. Alabama, 2018
INT.....1 vs. Missouri, UMass, 2018
INT return43 yards vs. Missouri, 2018
FUM return.....60 yards vs. Tennessee, 2019

14 DJ Daniel

DB, Jr., 6-1, 185, Griffin, Ga.

2019

Has played in 11 of 12 games, having started the past nine games, and has 31 total stops...had a season-high six tackles, including a third-down stop for a 2-yard loss, in win at Auburn...started vs. Notre Dame and contributed five tackles, one for lost yardage...also snuffed Notre Dame's final play with a fourth-down pass breakup...had two tackles and a pass breakup vs. Florida...second on the team with 5 pass breakups...had two solo tackles vs. Arkansas State...enrolled at UGA in January and participated in Spring drills...had three tackles and two pass breakups in the annual G-Day intrasquad game.

Career Statistics

Year	G/GS	Solo	Asst.	Total	Sacks	TFL	FF	FR	PBU	Int.	QBP
2019	11/9	25	6	31	0.0/0	2.0/3	0	0	5	0	3

Career Highs

Tackles.....6 vs. Notre Dame, 2019
Pass Breakups.....1 vs. four teams (recent: Auburn, 2019)

99 Jordan Davis

DL, So., 6-6, 330, Charlotte, N.C.

2019

Has started eight of 12 games thus far and has 15 total stops...assisted on a QB sack for a 10-yard loss vs. Florida...one of his two tackles vs. Texas A&M was a solo QB sack for a 5-yard loss...recorded a tackle for 4-yard loss vs. Vanderbilt...had a tackle for loss vs. Missouri...left Tennessee game in first quarter with ankle injury.

Career Statistics

Year	G/GS	Solo	Asst.	Total	Sacks	TFL	FF	FR	PBU	Int.	QBP
2018	11/4	6	19	25	1.5/6	1.5/6	0	0	0	0	3
2019	12/8	6	9	15	1.5/15	3.5/20	0	0	0	0	4
Total	23/12	12	28	40	3.0/21	5.0/26	0	0	0	0	7

Career Highs

Tackles.....7 vs. LSU, 2018
TFL1 vs. three teams (recent: Texas A&M, 2019)
QB Sacks.....1 vs. Ga. Tech, 2018; vs. Texas A&M, 2019

17 Nakobe Dean
ILB,Fr., 6-0, 220, Horn Lake, Miss.
2019

Has played in all 12 games and has 23 total stops, including one TFL vs. Murray State...one of four Bulldogs to have a team-high six tackles in shutout of Kentucky...also forced a fumble on a UK punt return...had two tackles and a QB pressure vs. Florida...three solo tackles and a pass breakup vs. Georgia Tech...also had a QB pressure vs. Arkansas State...enrolled at UGA in January and participated in Spring drills...had five tackles in the annual G-Day intrasquad game.

Career Statistics

Year	G/GS	Solo	Asst.	Total Sacks	TFL	FF	FR	PBU	Int.	QBP
2019	12/0	12	11	23	0.0/0	0.5/0	1	0	0	3

Career Highs

Tackles.....6 vs. Kentucky, 2019
TFL0.5 vs. Murray State, 2019)

84 Walter Grant
OLB,Jr., 6-4, 245, Cairo, Ga.
2019

Has played in 11 of 12 games thus far and has seven tackles, including a QB sack vs. Murray State that resulted in a 6-yard loss...one of his two stops at Tennessee resulted in a 4-yard loss...also has five QB pressures...was named one of three team captains for the Arkansas State game...spent part of spring practice working at a running back position.

Career Statistics

Year	G/GS	Solo	Asst.	Total Sacks	TFL	FF	FR	PBU	Int.	QBP
2017	15/0	5	4	9	0.5/4	2.5/11	0	0	0	3
2018	14/8	9	12	21	0.0/0	1.0/1	0	0	1	1
2019	11/3	5	2	7	1.0/6	2.0/10	0	0	0	5
Total	40/11	19	18	37	1.5/10	5.5/22	0	0	1	9

Career Highs

Tackles.....4 vs. Missouri, 2018

10 Malik Herring
DE,Jr., 6-3, 280, Forsyth, Ga.
2019

Has played in 11 of 12 games, starting in seven of the past 10 contests...has 17 total stops...also has 18 QB pressures, third-best among all defenders...season-high four tackles in win at Auburn, including a stop for an 8-yard loss...had two tackles, including one for a 4-yard loss, and a QB pressure in win at Tennessee...three tackles and a QB pressure vs. Kentucky...two tackles, including an assisted stop for a 9-yard loss, and four QB pressures vs. Florida... lone tackle vs. Georgia Tech resulted in a 1-yard loss.

Career Statistics

Year	G/GS	Solo	Asst.	Total Sacks	TFL	FF	FR	PBU	Int.	QBP
2017	15/0	1	6	7	0.0/0	0.0/0	0	0	0	1
2018	14/1	10	13	23	1.5/8	3.5/16	1	0	0	3
2019	11/7	10	7	17	0.5/9	3.5/22	0	0	1	18
Total	40/8	21	26	47	2.0/17	7.0/38	1	0	1	22

Career Highs

Tackles.....5 vs. Georgia Tech, 2018
TFL1.5 vs. Georgia Tech, 2018
QB Sack.....0.5 vs. four teams (recent: Florida, 2019)

11 Jermaine Johnson
OLB,Jr., 6-5, 240, Eden Prairie, Minn.
2019

Has played in all 12 games, starting vs. Murray State...has 19 total stops, including 3.0 tackles for 14 lost yards, 2.5 of which came on QB sacks...credited with solo QB sacks vs. Ark. State and Texas A&M.

Career Statistics

Year	G/GS	Solo	Asst.	Total Sacks	TFL	FF	FR	PBU	Int.	QBP
2017	12/1	9	10	19	2.5/13	3.0/14	1	0	1	12

Career Highs

Tackles.....4 vs. Murray State, Auburn, 2019
TFL1.0 vs. Murray State, Arkansas State & TAMU, 2019
QB Sack.....1.0 vs. Arkansas State, 2019; vs. Texas A&M, 2019

2 Richard LeCounte
DB,Jr., 5-11, 190, Riceboro, Ga.
2019

Has started all 12 games at safety thus far...team's third-leading tackler to date with 53 total stops (29 solo, 24 assists)...ranks 5th nationally (1st in SEC) in fumbles recovered with three...caused and recovered a third-quarter Texas A&M fumble...was also the team's leading tackler in the game with seven stops.....in win at Auburn, he had six tackles (1 TFL), a fumble recovery and a pass breakup on the Tigers' final possession...had seven tackles and a pass breakup vs. Notre Dame...had six tackles and a key fourth-down pass breakup vs. Florida...had four tackles, including an assisted stop for lost yardage, vs. Missouri...highlight of the Missouri game was his third career interception and 71-yard return...led team with five stops at Tennessee, including one for lost yardage...one of four Bulldogs with a team-high six stops in shutout of Kentucky...added his third career fumble recovery in the pivotal third quarter vs. UK...had second career interception in the Tennessee game...preseason All-SEC Third Team Defense by media.

Career Statistics

Year	G/GS	Solo	Asst.	Total Sacks	TFL	FF	FR	PBU	Int.	QBP
2017	10/1	10	5	15	0.0/0	0.0/0	0	0	0	0
2018	14/13	45	29	74	0.0/0	1.0/2	2	2	3	1
2019	12/12	29	24	53	0.0/0	4.5/9	2	3	3	2
Total	36/26	84	58	142	0.0/0	5.5/11	4	5	6	3

Career Highs

Tackles.....10 vs. South Carolina, 2018
* INT.....1 (3x) vs. Alabama, 2018; vs. Tennessee and Missouri, 2019
* Long INT return.....71 yards vs. Missouri, 2019

51 David Marshall
DE,Sr., 6-3, 274, Thomaston, Ga.
2019

Has played in 11 of 12 games to date, starting in five...has 11 total stops, including an assisted tackle for loss at Tennessee...lone tackle at Auburn was a big one, a fourth-down stop for a loss of 13 yards.

Career Statistics

Year	G/GS	Solo	Asst.	Total Sacks	TFL	FF	FR	PBU	Int.	QBP
2016	12/4	12	14	26	2.5/10	3.5/17	1	0	2	5
2017	14/3	13	13	26	1.0/9	2.5/11	0	0	1	3
2018	6/0	0	6	6	0.0/0	1.0/1	0	0	1	0
2019	11/5	3	8	11	0.0/0	1.5/14	0	0	0	2
Total	43/12	28	41	69	3.5/19	8.5/43	1	0	4	10

Career Highs

Tackles.....5 vs. Georgia Tech, 2016
QB Sack.....1.0 vs. four teams (recent: Oklahoma, 2018)
TFL1.0 vs. six teams (recent: Auburn, 2019)

13 Azeez Ojulari

OLB, RFr., 6-3, 240, Marietta, Ga.

2019

Has started at LB in all 12 games to date...has 30 total stops, including a team-best 4.5 sacks and a team-high 34 QB pressures...had 10 QB pressures in the Tennessee game...was named one of three team captains for the Tennessee game, becoming the first freshman in the Smart era to earn that honor...had five tackles, including a solo QB sack for a 10-yard loss, and three QB pressures vs. Florida...had four pressures vs. Arkansas State...assisted in QB sacks in both Murray State and Arkansas State games.

Career Statistics

Year	G/GS	Solo	Asst.	Total	Sacks	TFL	FF	FR	PBU	Int.	QBP
2018	3/0	3	1	4	0.0/0	1.0/1	0	0	0	0	0
2019	12/12	11	19	30	4.5/35	5.0/36	0	0	0	0	34
Total	15/12	14	20	34	4.5/35	6.0/37	0	0	0	0	34

Career Highs

Tackles.....7 vs. LSU, 2018
TFL 1 vs. three teams (recent: Texas A&M, 2019)
QB Sacks..... 1 vs. Ga. Tech, 2018; vs. Texas A&M, 2019

20 J.R. Reed

DB, Gr., 6-1, 194, Frisco, Texas

2019

Has started all 12 games and has 48 total stops, fourth-best on the team...also has seven pass breakups, ranking second among all defenders...one of five finalists for the Bronko Nagurski Trophy, awarded annually to the nation's top defensive player...one of 14 semifinalists for the Paycom Jim Thorpe Award as the nation's top defensive back...had a fourth-quarter interception vs. Notre Dame, his fifth as a Bulldog...scored his second collegiate TD when he scooped a fumble and ran 14 yards for a score vs. Murray State...season-high nine stops, including an assisted tackle for a 3-yard loss, came vs. South Carolina...played every defensive snap in six games: Notre Dame, USC, Kentucky, Florida, Auburn and Texas A&M...named one of three team captains for the Vanderbilt, Notre Dame, South Carolina, Auburn and Texas A&M games...named to watch lists for Bednarik Award, Paycom Jim Thorpe Award and Bronko Nagurski Trophy...Athlon Sports Preseason All-America Second Team Defense...CBS Sports Preseason All-America Second Team...Preseason All-SEC First Team Defense by media.

Career Statistics

Year	G/GS	Solo	Asst.	Total	Sacks	TFL	FF	FR	PBU	Int.	QBP
2017	15/15	40	39	79	1.5/19	5.0/23	1	2	5	2	6
2018	14/14	38	28	66	1.0/8	2.0/9	0	0	2	2	1
2019	12/12	25	23	48	0.5/1	2.0/5	1	1	7	1	2
Total	41/41	103	90	193	3.0/28	9.0/37	2	3	14	5	9

Career Highs

Tackles.....11 vs. Auburn, 2017
TFL 1.0 vs. six teams (recent: USC, 2018)
QB Sacks..... 1.0 vs. App. State, 2017; UMass, 2018
INT..... 1 vs. five teams (recent: Notre Dame, 2019)
PBU 3 vs. Miss. State, 2017; Notre Dame, 2019

32 Monty Rice

ILB, Jr., 6-1, 235, Huntsville, Ala.

2019

Has played and started at LB in all 12 games...team's leading tackler with 79 total stops...career-best 12 tackles vs. South Carolina...added two QB pressures and a pass breakup vs. the Gamecocks...SEC Defensive Player of the Week after his team-high 10 stops in win at Auburn...led team with nine stops vs. Florida, assisting on a tackle for loss and adding a QB pressure and a pass breakup...had seven tackles vs. Notre Dame...also has 10 QB pressures...team-high eight solo tackles and a pass breakup vs. Georgia Tech...named one of three team captains for the Kentucky and Texas A&M games.

Career Statistics

Year	G/GS	Solo	Asst.	Total	Sacks	TFL	FF	FR	PBU	Int.	QBP
2017	14/1	10	12	22	0.0/0	2.0/2	0	0	0	0	0
2018	10/5	25	34	59	1.0/13	1.5/15	1	0	1	0	2
2019	12/12	41	38	79	0.0/0	2.0/6	0	0	3	0	10
Total	36/18	76	84	160	1.0/13	5.5/23	1	0	4	0	12

Career Highs

Tackles.....12 vs. South Carolina, 2019
TFL 1 vs. four teams (recent: Texas A&M, 2019)
QB Sacks..... 1 vs. Kentucky, 2018

4 Nolan Smith

ILB, Fr., 6-3, 235, Savannah, Ga.

2019

Has played in all 12 games thus far and has 14 total stops, including 2.5 sacks for 19 lost yards...also has 15 QB pressures, fourth-best on the team...three tackles and a QB pressure vs. Georgia Tech...two stops vs. Missouri included a QB sack for a 9-yard loss...had 1.5 sacks vs. Murray State...enrolled at UGA in January and participated in Spring drills.

Career Statistics

Year	G/GS	Solo	Asst.	Total	Sacks	TFL	FF	FR	PBU	Int.	QBP
2019	12/0	8	6	14	2.5/19	2.5/19	0	0	1	0	15

Career Highs

Tackles..... 3 vs. Murray State & Georgia Tech, 2019
TFL 1.5 vs. Murray State, 2019
QB Sacks..... 1.5 vs. Murray State, 2019

7 Tyrique Stevenson

DB, Fr., 6-0, 202, Miami, Fla.

2019

Has played in all 12 games thus far and has nine total stops...also has five pass breakups, second-best on the team, and four QB pressures...lone tackle at Auburn was a third-quarter QB sack on third down...had two solo tackles and a pass breakup vs. Arkansas State...also had a pass breakup vs. Kentucky...enrolled at UGA in January and participated in Spring drills.

Career Statistics

Year	G/GS	Solo	Asst.	Total	Sacks	TFL	FF	FR	PBU	Int.	QBP
2019	12/0	7	2	9	1.0/3	1.0/3	0	0	5	0	4

Career Highs

Tackles..... 2.0 vs. Arkansas State & Missouri, 2019
TFL 1.0 vs. Auburn, 2019
QB Sacks..... 1.0 vs. Auburn, 2019

27 Eric Stokes

DB, RSo., 6-1, 185, Covington, Ga.

2019

Has played in all 12 games thus far, starting in 11...has 33 total tackles and a team-high eight pass breakups...career-high seven tackles in win at Auburn...had three tackles in win at Tennessee, including a 10-yard sack and forced fumble that resulted in a defensive TD...then career-best six stops vs. South Carolina.

Career Statistics

Year	G/GS	Solo	Asst.	Total	Sacks	TFL	FF	FR	PBU	Int.	QBP
2018	13/3	16	4	20	0.0/0	1.0/1	0	0	9	0	0
2019	12/11	26	7	33	1.0/10	1.0/10	1	0	8	0	4
Total	25/14	42	11	53	1.0/10	2.0/11	1	0	17	0	4

Career Highs

Tackles..... 7 vs. Auburn, 2019
TFL 1.0 vs. Austin Peay, 2018; vs. Tennessee, 2019
QB Sacks..... 1.0 vs. Tennessee, 2019

25 Quay Walker
ILB, So., 6-4, 240, Cordele, Ga.
2019

Has played in all 12 games and has 22 total stops...had a sack for a 7-yard loss and two QB pressures vs. Arkansas State...had one TFL and a QB pressure vs. Tennessee...had a QB sack for a 5-yard loss vs. Missouri...has nine total QB pressures...career-high six tackles vs. Kentucky included an assisted QB sack.

Career Statistics

Year	G/GS	Solo	Asst.	Total	Sacks	TFL	FF	FR	PBU	Int.	QBP
2018	14/0	4	2	6	0.0/0	0.0/0	0	0	0	0	0
2019	12/0	11	11	22	2.5/14	3.5/15	0	0	0	0	9

Career Highs

Tackles.....6 vs. Kentucky, 2019
TFL1.0 vs. Arkansas, Tennessee, Missouri, 2019
QB Sacks.....1.0 vs. Arkansas State, Missouri, 2019

44 Travon Walker
DL, Fr., 6-5, 290, Thomaston, Ga.
2019

Has played in 10 of 12 games and has 11 total stops, including 1.5 sacks and an assisted tackle for loss...also has eight QB pressures...biggest stop of the season was a 5-yard sack on Auburn's final offensive play...had two tackles and batted down a pass vs. Florida...assisted on a sack and had a QB pressure vs. Murray State...also plays on kick coverage units.

Career Statistics

Year	G/GS	Solo	Asst.	Total	Sacks	TFL	FF	FR	PBU	Int.	QBP
2019	10/0	5	6	11	1.5/7	2.5/8	0	0	1	0	8

Career Highs

Tackles.....2 vs. four teams (recent: Auburn, 2019)
TFL1.0 vs. Missouri, Auburn, 2019
QB Sacks.....1.0 vs. Auburn, 2019

23 Mark Webb
DB, Jr., 6-1, 200, Philadelphia, Pa.
2019

Starter at the STAR position in seven of 12 games...fifth on the team with 40 total tackles (27 solo, 13 asts.)...also has four QB pressures...led team with five stops in win at Tennessee...had six tackles and a pass breakup vs. Florida...had three stops and a forced fumble vs. Notre Dame...had six solo tackles (career best) and a forced fumble vs. Murray State.

Career Statistics

Year	G/GS	Solo	Asst.	Total	Sacks	TFL	FF	FR	PBU	Int.	QBP
2017	13/0	0	1	1	0.0/0	0.0/0	0	0	0	0	0
2018	14/1	8	6	14	0.0/0	0.0/0	0	0	3	0	1
2019	12/7	27	13	40	0.0/0	2.0/9	2	0	3	0	4
Total	39/8	35	20	55	0.0/0	2.0/9	2	0	3	0	5

Career Highs

Tackles.....7 vs. Vanderbilt, 2019
TFL1.0 vs. Murray State, 2019

1 Divaad Wilson
DB, RFr., 6-0, 195, Miami, Fla.
2019

Has seen action in all 12 games thus far, starting at the STAR position vs. Notre Dame and Kentucky...had three tackles, a pass breakup and his first collegiate interception vs. the Fighting Irish...has 22 total stops on the season...had four solo tackles vs. Texas A&M.

Career Statistics

Year	G/GS	Solo	Asst.	Total	Sacks	TFL	FF	FR	PBU	Int.	QBP
2019	12/2	16	6	22	0.0/0	0.0/0	0	0	1	1	1

Career Highs

Tackles.....4 vs. Texas, 2018; vs. Texas A&M, 2019
INT.....1 vs. Notre Dame, 2019

95 Devonte Wyatt
DL, Jr., 6-3, 301, Decatur, Ga.
2019

Has played in 11 games thus far and has 22 total stops, including an assisted sack vs. Murray State, and 19 QB pressures, second-best on the team...had four assisted tackles vs. Arkansas State...also recovered a fumble vs. Vanderbilt...had three stops and two QB pressures vs. Missouri.

Career Statistics

Year	G/GS	Solo	Asst.	Total	Sacks	TFL	FF	FR	PBU	Int.	QBP
2018	12/0	8	11	19	1.5/8	1.5/8	0	0	1	0	2
2019	11/0	7	15	22	0.0/0	0.5/0	0	1	0	0	19
Total	23/0	15	26	41	1.5/8	2.0/8	0	1	1	0	21

Career Highs

Tackles.....7 vs. Texas, 2018
TFL1.5 vs. Texas, 2018
QB Sack.....1.5 vs. Texas, 2018

SPECIALISTS
98 Rodrigo Blankenship
PK, Gr., 6-1, 191, Marietta, Ga.
2019

One of three finalists for the 2019 Lou Groza Award, which is given to the nation's top placekicker...has made 24 of 28 FG attempts this season...six-time SEC Special Teams Player of the Week this season: vs. Vanderbilt, Notre Dame, Tennessee, Florida, Missouri and Texas A&M...just 12 of his 76 kickoffs have been returned, with 57 others resulting in touchbacks...ranks 12th nationally (2nd in SEC) in scoring (9.6 ppg)...became UGA's all-time leading scorer after his 13 points vs. Texas A&M...currently has 428 for his career...that figure ranks 2nd in SEC history...already UGA's career FG pct. leader, he's improved his own mark to 83.70 pct...one of nine semifinalists for the 2019 Wuerffel Trophy, which is described as college football's premier award for community service...one of three finalists for the Burlsworth Trophy, which is awarded to the outstanding football player in America who began his career as a walk-on...one of 12 recipients of the National Football Foundation (NFF) Scholar-Athlete Award.

Career Statistics

Year	PAT	Pct.	FG	Pct.	LG	TP
2016	26x26	100.0	14x18	.778	49	68
2017	63x63	100.0	20x23	.870	55	123
2018	65x65	100.0	19x23	.826	53	122
2019	43x43	100.0	24x28	.857	50	115
Total	197x197	100.0	77x92	.837	55	428

Career Highs

Field Goals.....4 vs. UK in 2016; vs. MZ in 2017 & 2019; TAMU in 2019
Long Field Goal.....55 yards vs. Oklahoma, 2018 (2017 season)

90 Jake Camarda
P, So., 6-2, 180, Norcross, Ga.
2019

Has punted 50 times thus far for a 47.3 average...ranks 5th nationally (4th in the SEC) in punting average...a major factor in Georgia's improvement in net punting from 70th nationally in 2018 to its current ranking of 4th...SEC Special Teams Player of the Week after he punted 11 times (tied for third most in UGA history) for a 50.7 average in win at Auburn...eighteen of his punts have been downed inside the opponent's 20-yard line...two longest punts of his career were both downed inside the 10-yard line (67 yards, downed at the Auburn 2; 66 yards, downed at the SC 7 in 2018)...had punts of 64, 63 and 54 yards in the rain vs. Kentucky...also Georgia's holder on placement kicks...has 30 career punts over 50 yards, seven of which covered 60 or more yards.

Career Statistics

Year	Punts	Yards	Avg.	I20	50+	60+	FC	BL	LG
2018	43	1830	42.6	10	11	3	16	0	63 AP
2019	50	2367	47.3	21	19	4	9	0	67 AU
Total	93	4197	45.1	31	30	7	25	0	67 AU