



Postseason Bowl Games
Southeastern Conference Communications Office
SECSports.com • CollegePressBox.com

Chuck Dunlap (Primary SEC Football Contact) • cdunlap@sec.org • @SEC_Chuck
Ben Beaty (Secondary Football Contact) • bbeaty@sec.org • @BenBeaty
Phone: (205) 458-3000

EASTERN DIVISION

	SEC	Pct.	PF	PA	Overall	Pct.	PF	PA	Home	Away	Neutral	vs. Div.	Top 25	Top 10	Streak
%Georgia	7-1	.875	202	84	11-2	.846	405	162	6-1	4-0	1-1	5-1	4-1	2-1	L1
Florida	6-2	.750	249	136	10-2	.833	396	173	6-0	3-1	1-1	5-1	1-2	1-2	W3
Tennessee	5-3	.625	160	186	7-5	.583	291	260	5-3	2-2	0-0	4-2	0-3	0-3	W5
South Carolina	3-5	.375	159	221	4-8	.333	269	313	3-4	1-3	0-1	3-3	1-3	1-3	L3
Kentucky	3-5	.375	145	160	7-5	.583	316	221	6-2	1-3	0-0	2-4	0-2	0-2	W3
Vanderbilt	1-7	.125	102	287	3-9	.250	198	381	3-4	0-5	0-0	1-5	1-3	0-3	L1
*Missouri	3-5	.375	143	179	6-6	.500	304	233	5-2	1-4	0-0	1-5	0-2	0-1	W1

% - SEC Championship Game Eastern Division Representative; * - Not eligible for postseason play

WESTERN DIVISION

	SEC	Pct.	PF	PA	Overall	Pct.	PF	PA	Home	Away	Neutral	vs. Div.	Top 25	Top 10	Streak
^LSU	8-0	1.000	377	204	13-0	1.000	621	275	7-0	5-0	1-0	6-0	5-0	5-0	W13
Alabama	6-2	.750	360	203	10-2	.833	579	226	6-1	3-1	1-0	4-2	1-2	0-1	L1
Auburn	5-3	.625	250	180	9-3	.750	408	223	6-1	2-2	1-0	5-1	3-3	1-3	W2
Texas A&M	4-4	.500	202	224	7-5	.583	360	272	5-2	1-3	1-0	3-3	0-5	0-5	L2
Mississippi State	3-5	.375	186	256	6-6	.500	331	337	4-3	1-3	1-0	2-4	0-3	0-3	W2
Ole Miss	2-6	.250	208	243	4-8	.333	319	318	4-3	0-5	0-0	1-5	0-3	0-2	L2
Arkansas	0-8	.000	139	319	2-10	.167	257	442	2-5	0-4	0-1	0-6	0-4	0-2	L9

^ - SEC Champion

NOTES: The SEC has placed three teams in the College Football Playoff during the first six years of the CFP - more than any other league. The SEC has been represented in the Playoff each year.
vs. Top 25 - Record vs. teams in Top 25 (AP, USA Today) when game was played; Teams listed in alphabetical order unless tie-breaker applicable

2019-2020 SEC BOWL SCHEDULE

Bowl Game	Date/Time (ET)	Stadium/Site	*Matchup	Network
Academy Sports +Outdoors Texas Bowl Series History: Texas A&M leads, 17-10 • Last Meeting: OSU, 30-29 (2011 at College Station)	Dec. 27 / 6:45 p.m.	NRG Stadium (71,795) / Houston, Texas	Texas A&M (7-5, 4-4 SEC) vs. Oklahoma State (8-4)	ESPN SiriusXM: 80
Chick-fil-A Peach Bowl CFP Semifinal Series History: Tied, 1-1 • Last Meeting: LSU, 21-14 (2004 at BCS National Championship Game in New Orleans)	Dec. 28 / 4 p.m.	Mercedes-Benz Stadium (73,000) / Atlanta, Ga.	#1 LSU (13-0, 8-0 SEC) vs. #4 Oklahoma (12-1)	ESPN SiriusXM: 80
Franklin American Mortgage Music City Bowl Series History: Mississippi State leads, 3-2 • Last Meeting: MSU, 31-17 (2017 at Gator Bowl)	Dec. 30 / 4 p.m.	Nissan Stadium (68,000) / Nashville, Tenn.	Mississippi State (6-6, 3-5 SEC) vs. Louisville (7-5)	ESPN SiriusXM: 80
Capital One Orange Bowl Series History: Florida leads, 1-0 • Last Meeting: UF, 55-10 (1959 at Gainesville)	Dec. 30 / 8 p.m.	Hard Rock Stadium (65,326) / Miami Gardens, Fla.	#9 Florida (10-2, 6-2 SEC) vs. #24 Virginia (9-4)	ESPN SiriusXM: 80
Belk Bowl Series History: Kentucky leads, 11-6-2 • Last Meeting: UK, 14-7 (1987 at Lexington)	Dec. 31 / Noon	Bank of America Stadium (73,778) / Charlotte, N.C.	Kentucky (7-5, 3-5 SEC) vs. Virginia Tech (8-4)	ESPN SiriusXM: 80
Outback Bowl Series History: First Meeting	Jan. 1 / 1 p.m.	Raymond James Stadium (65,657) / Tampa, Fla.	#12 Auburn (9-3, 5-3 SEC) vs. #18 Minnesota (10-2)	ESPN SiriusXM: 105/207
Vrbo Citrus Bowl Series History: Tied, 2-2 • Last Meeting: UA, 41-14 (2012 at Advocare Kickoff Classic in Arlington)	Jan. 1 / 1 p.m.	Camping World Stadium (60,219) / Orlando, Fla.	#13 Alabama (10-2, 6-2 SEC) vs. #14 Michigan (9-3)	ABC SiriusXM: 80
Allstate Sugar Bowl Series History: Georgia leads 4-0 • Last Meeting: UG, 15-3 (1989 at Athens)	Jan. 1 / 8:45 p.m.	Mercedes-Benz Superdome (72,500) / New Orleans, La.	#5 Georgia (11-2, 7-1 SEC) vs. #7 Baylor (11-2)	ESPN SiriusXM: 80
TaxSlayer Gator Bowl Series History: Tennessee leads 1-0 • Last Meeting: UT, 27-22 (1988 at Peach Bowl)	Jan. 2 / 7 p.m.	TIAA Bank Field (77,511) / Jacksonville, Fla.	Tennessee (7-5, 5-3 SEC) vs. Indiana (8-4)	ESPN SiriusXM: 84

* - CFP Poll Final Rank (Final Poll - Dec. 8, 2019)



SECSports.com • CollegePressBox.com • SECSportsMedia.com • @SEC

SEC on Facebook, Instagram, Shapchat
#ItJustMeansMore



ACADEMY SPORTS + OUTDOORS TEXAS BOWL



Texas A&M vs. Oklahoma State
 December 27 • 5:45 p.m. CT • Houston, Texas • NRG Stadium (71,795)
TV: ESPN (Kevin Brown, Andre Ware, Alyssa Lang)
Radio: ESPN Radio (Taylor Zarzour, Matt Stinchcomb, Taylor Davis)
Sirius/XM: 80

**Texas A&M Aggies (7-5, 4-4 SEC)**

Head Coach: Jimbo Fisher (Samford '89)

Overall / Years: 99-32 / 10th season

Texas A&M / Years: 16-9 / Second season

National Rankings: Not ranked

Bowl Appearance: 41st

Bowl Record: 18-22

Bowl Streak: W1 (last def. NC State 52-13 in 2018 Gator Bowl)

Key Players**DL Justin Madubuike (6-3, 304, Jr., McKinney, Texas)**

Leads the Aggies with 11.5 tackles for loss, 5.5 sacks and seven QB hurries this season ... As a junior, he posted career-highs in tackles, tackles for loss, fumbles forced and matched his 5.5 sacks from a season ago ... All-SEC Second Team.

P Braden Mann (5-11, 195, Sr., Houston, Texas)

Ranks second nationally in punting ... Posted his second-straight season with an average over 47 yards per kick ... Boomed 28 punts of 50-or-more yards with 23 kicks downed inside the opponent's 20-yard line ... All-SEC First Team.

QB Kellen Mond (6-3, 217, Jr., San Antonio, Texas)

Ranks in the top five all-time at A&M in career wins, passing yards, passing touchdowns, completions and attempts ... Joined Johnny Manziel as the only Aggies to throw for over 7,000 yards and rush for 1,000 more ... Has thrown and rushing for a touchdown in the same game 14 times.

TE Jalen Wydermyer (6-5, 260, Fr., Dickinson, Texas)

Led all freshman tight ends in the country with six touchdowns while his 31 receptions were tied for the third most among tight ends in the SEC ... Posted a first down or touchdown on 23 of his 31 catches this season ... All-SEC Second Team.

Oklahoma State Cowboys (8-4, 5-4 Big 12)

Head Coach: Mike Gundy (Oklahoma State '90)

Overall / Years: 129-63 / 15th season

Oklahoma State / Years: Same

National Rankings: 25 CFP, 25 AP

Bowl Appearance: 30th

Bowl Record: 19-10

Bowl Streak: W3 (last def. Missouri 38-33 in 2018 Liberty Bowl)

Key Players**S Kolby Harvell-Peel (6-0, 210, So., College Station, Texas)**

Third on the team with 71 total tackles ... Leads the Cowboys with 13 pass break-ups ... Has forced two fumbles and recovered two fumbles ... Recorded a pair of interceptions in games against TCU and Kansas ... Six pass break-ups vs. Iowa State.

RB Chuba Hubbard (6-1, 207, RSo., Sherwood Park, Alberta, Canada)

Finished the regular season ranked No. 1 in the FBS in rushing yards, rushing yards per game, all-purpose yards and all-purpose yards per game ... Big 12 Offensive Player of the Year and a finalist for the Doak Walker Award.

S Malcolm Rodriguez (6-0, 205, Jr., Wagoner, Okla.)

Leads the team with 94 total tackles and 57 solo stops ... Also has a forced fumble, a fumble recovery and an interception ... Has registered 6.5 tackles for loss, including 1.5 sacks ... 11 tackles in regular season finale vs. Oklahoma ... Earned All-Big 12 honors.

WR Dillon Stoner (6-0, 198, Jr., Tulsa, Okla.)

Second on the team with 598 receiving yards, five touchdowns and 49.83 receiving yards per game ... Tallied a season-high 150 receiving yards and a pair of touchdowns vs. Kansas ... Five touchdowns came in last four games of the regular season.

2019 Statistical Comparison () - SEC Ranking; [] - NCAA Ranking

	Texas A&M	Oklahoma State
Scoring Offense	30.0 (6) [62]	33.4 [34]
Total Offense	340.8 (8) [31]	463.9 [17]
Rushing Offense	151.7 (8) [74]	236.3 [16]
Passing Offense	247.1 (4) [54]	227.7 [71]
Scoring Defense	2.75 (14) [108]	27.0 [63]
Total Defense	340.8 (8) [31]	418.1 [86]
Rushing Defense	129.1 (5) [29]	151.0 [60]
Passing Defense	211.7 (8) [45]	267.1 [113]
Turnover Margin	-0.33 (13) [90]	-0.25 [86]

Series/Game Notes

Record: Texas A&M, 17-10

Last: Oklahoma State, 30-29 (Sept. 24, 2011)

Series: Texas A&M and Oklahoma State will meet for the first time since they were both members of the Big 12 Conference in 2011 ... The two teams met annually from 1996-2011 ... Texas A&M's last win in the series came in 2007.

Game Notes: Texas A&M is in the midst of a school-record 11-year streak of bowl game invitations ... Jimbo Fisher will be seeking the 100th victory of his career in the game ... Texas A&M's 18 bowl victories rank as the 20th-most among FBS programs.

CHICK-FIL-A PEACH BOWL - CFP SEMIFINAL



LSU vs. Oklahoma

December 28 • 4 p.m. ET • Atlanta, Ga. • Mercedes-Benz Stadium (73,000)

TV: ESPN (Sean McDonough, Todd Blackledge, Holly Rowe, Laura Rutledge)

Radio: ESPN Radio (Steve Levy, Brian Griese, Todd McShay, Molly McGrath)

Sirius/XM: 80

**LSU Tigers (13-0, 8-0 SEC)**

Head Coach: Ed Orgeron (Northwestern State '84)

Overall / Years: 54-36 / Eighth season

LSU / Years: 38-9 / Fourth season

National Rankings: 1 CFP, 1 AP, 1 Coaches

Bowl Appearance: 51st

Bowl Record: 26-23-1

Bowl Streak: W1 (last def. UCF 40-32 in 2019 Fiesta Bowl)

Key Players**QB Joe Burrow (6-4, 216, Sr., Athens, Ohio)**

Heisman Trophy winner ... Set LSU records for passing yards (4,715), passing touchdowns (48), passing yards per game (362.7), completions (342), total offense (5,004) and total offense per game (384.9) this season ... Broke the SEC records for passing yards and passing touchdowns.

S Grant Delpit (6-3, 203, Jr., Houston, Texas)

Semifinalist for the Thorpe Award, which is given to the nation's top defensive back ... Ranks fourth on the team in tackles with 56 to go along with 3.0 tackles for loss, one sack and two pass interceptions ... First team All-SEC for the second straight year.

RB Clyde Edwards-Helaire (5-8, 209, Jr., Baton Rouge, La.)

Finished second in the SEC in rushing yards with 1,290 and he led the league in rushing touchdowns with 16 ... Averaged 99.2 rushing yards per game and he rushed for 100 or more yards six times in 2019 ... Also led the league in all-purpose yards with 1,903.

S Jacoby Stevens (6-1, 228, Jr., Murfreesboro, Tenn.)

Twice named the SEC Defensive Player of the Week ... Second on the team with 82 tackles to go along with 8.5 tackles for loss, 5.0 sacks and three interceptions ... Voted All-SEC Second Team by the league's head coaches.

Oklahoma Sooners (12-1, 8-1 Big 12)

Head Coach: Lincoln Riley (Texas Tech '06)

Overall / Years: 36-5 / Third season

Oklahoma / Years: Same

National Rankings: 4 CFP; 4 AP; 4 Coaches

Bowl Appearance: 53rd

Bowl Record: 29-22-1

Bowl Streak: L2 (last lost to Alabama 45-34 in 2018 Orange Bowl)

Key Players**RB Kennedy Brooks (5-11, 216, RSo., Mansfield, Texas)**

Leads the Big 12 and ranks third nationally in yards per carry (7.2) and ranks fourth in the league with his 917 rushing yards ... Averages 83.4 rushing yards per game this season, and has rushed for 534 yards (133.5 per game) over the last four contests.

OL Creed Humphrey (6-5, 316, RSo., Shawnee, Okla.)

Finalist for the Rimington Trophy ... Has started 25 of his 27 career games for the Sooners at the center position ... Anchor of a line that has paved the way for Oklahoma to lead the nation with 8.2 yards per play and 11.4 yards per pass attempt.

QB Jalen Hurts (6-2, 218, Sr., Houston, Texas)

Leads the nation in yards per pass attempt (11.8), yards per completion (16.4), points responsible for per game (23.7; tied) and touchdowns accounted for (51; tied), while ranking third in total offense (376.1 ypg) and passing efficiency rating ... Heisman Trophy finalist.

WR CeeDee Lamb (6-2, 189, Jr., Richmond, Texas)

Ranks third nationally with 14 receiving touchdowns, 10th with his 20.7 yards per catch and 19th with his 94.1 receiving yards per game ... Unanimous All-Big 12 selection ... All-Big 12 Honorable Mention as a kick returner/punt returner.

2019 Statistical Comparison () - SEC Ranking; [] - NCAA Ranking

	LSU	Oklahoma
Scoring Offense	47.8 (2) [3]	43.2 [5]
Total Offense	554.4 (1) [1]	554.2 [2]
Rushing Offense	167.5 (7) [62]	251.2 [12]
Passing Offense	386.8 (1) [2]	303.0 [16]
Scoring Defense	21.2 (7) [27]	24.5 [50]
Total Defense	341.3 (9) [32]	330.6 [24]
Rushing Defense	119.6 (4) [24]	132.1 [32]
Passing Defense	221.7 (9) [56]	198.5 [24]
Turnover Margin	0.62 (2) [16]	-0.54 [110]

Series/Game Notes

Record: 1-1

Last: LSU, 21-14 (Jan. 1, 2004)

Series: LSU and Oklahoma will be meeting for the third time and the first time since the 2003 BCS Championship Game in New Orleans ... This is the fourth consecutive year in which Oklahoma is facing a team from the SEC in a bowl game.

Game Notes: This is LSU's first appearance in the Atlanta bowl game since 2012 ... This is LSU's 20th consecutive bowl appearance and first in the College Football Playoffs ... LSU's last bowl game against a Big 12 opponent was in the 2015 Texas Bowl vs. Texas Tech.

FRANKLIN AMERICAN MORTGAGE MUSIC CITY BOWL



Mississippi State vs. Louisville
 December 30 • 3 p.m. CT • Nashville, Tenn. • Nissan Stadium (68,000)
TV: ESPN (Tom Hart, Jordan Rodgers, Cole Cubelic)
Radio: ESPN Radio (Dave O'Brien, Mike Golic Jr, Jerry Punch)
Sirius/XM: 80

**Mississippi State Bulldogs (6-6, 3-5 SEC)**

Head Coach: Joe Moorhead (Fordham '96)

Overall / Years: 52-24 / Sixth season

Mississippi State / Years: 14-11 / Second season

National Rankings: NR

Bowl Appearance: 23rd

Bowl Record: 13-9

Bowl Streak: L1 (last lost to Iowa 27-22 in 2019 Outback Bowl)

Key Players**RB Kylin Hill (5-11, 215, Jr., Columbus, Miss.)**

Associated Press All-SEC First Team ... Led the SEC in rushing with 1,347 yards and 10 touchdowns ... Finished the regular season with eight 100-yard rushing games, tying the single-season school record ... He is just 45 rushing yards away from setting the school single-season record.

DT Nathan Pickering (6-4, 315, Fr., Mount Olive, Miss.)

All-SEC Freshman Team ... His 3.0 sacks this season led all SEC freshman defensive linemen. and his 5.5 tackles for loss were the second most by any SEC rookie ... Logged at least 1/2 sack in four different games this year.

DE Chauncey Rivers (6-3, 275, Sr., Stone Mountain, Ga.)

Associated Press All-SEC Second Team ... Leads the Bulldogs in sacks (5.0) and tackles for loss (7.5) this season ... Tops on the team and 10th in the SEC in total pressures (29) ... Registered five tackles in games against Tennessee, Texas A&M and Ole Miss.

LB Erroll Thompson (6-1, 250, Jr., Florence, Ala.)

Has registered a team-high 84 tackles, including 3.5 tackles for loss to go along with six quarterback hurries and a forced fumble ... Has started all 12 games ... Season-best 13 tackles at Tennessee ... 11 stops in regular season finale vs. Ole Miss.

Louisville Cardinals (7-5, 5-3 ACC)

Head Coach: Scott Satterfield (Appalachian State '96)

Overall / Years: 58-29/ Seventh season

Louisville / Years: 7-5 / First season

National Rankings: NR

Bowl Appearance: 23rd

Bowl Record: 10-11-1

Bowl Streak: L2 (last lost to Mississippi State 31-27 in 2017 TaxSlayer Bowl)

Key Players**WR Tutu Atwell (5-9, 153, So., Miami, Fla.)**

First Team All-ACC ... Leads the ACC in receiving yards (1125 on 60 receptions) and touchdowns (12), while posting six 100-yard receiving games ... Closed the season with a touchdown reception in five-straight games.

ILB C.J. Avery (5-11, 221, Jr., Grenada, Miss.)

Has recorded a team-high 84 total tackles, including 3.0 tackles for loss, six pass-break ups, three quarterback hurries and a forced fumble ... Registered 13 tackles against Wake Forest and nine stops in games against Florida State and Syracuse.

QB Micale Cunningham (6-1, 192, RSo., Montgomery, Ala.)

Has thrown for a career-best 1,786 yards and 20 touchdowns, posting a 6-4 record as the starter ... Threw a touchdown pass in nine of his 10 starts ... Tossed multiple touchdown passes in six games including a career high five scores in a win over Syracuse.

RB Javian Hawkins (5-9, 182, RFr., Titusville, Fla.)

Freshman All-America by The Athletic ... Rushed for school freshman record of 1,420 yards and eight touchdowns ... Averaged 118.3 yards per game, which ranks seventh nationally ... Ranks fourth on the school's single-season list and stands third in league history among freshmen.

2019 Statistical Comparison () - SEC Ranking; [] - NCAA Ranking

	Mississippi State	Louisville
Scoring Offense	27.6 (7) [75]	32.7 [40]
Total Offense	402.9 (7) [65]	442.1 [36]
Rushing Offense	226.9 (3) [18]	214.1 [23]
Passing Offense	176.0 (12) [112]	228.0 [70]
Scoring Defense	28.1 (12) [68]	33.8 [111]
Total Defense	389.9 (10) [68]	446.1 [107]
Rushing Defense	148.6 (10) [56]	210.8 [115]
Passing Defense	241.3 (13) [92]	235.3 [84]
Turnover Margin	0.17 (6) [52]	-0.17 [81]

Series/Game Notes

Record: Mississippi State leads 3-2

Last: Mississippi State, 31-27 (Dec. 30, 2017)

Series: This is the sixth meeting between Mississippi State and Louisville. The last meeting was in the 2017 TaxSlayer Bowl.

Game Notes: This is Mississippi State's school record 10th consecutive bowl appearance ... MSU is making its 23rd all-time bowl appearance and will conclude the decade as one of only five SEC programs to go to a bowl every season from 2010-19. This is the second time Mississippi State has played in the Music City Bowl.

CAPITAL ONE ORANGE BOWL



Florida vs. Virginia

January 1 • 8 p.m. ET • Miami Gardens, Fla. • Hard Rock Stadium (65,326)

TV: ESPN (Steve Levy, Brian Griese, Todd McShay, Molly McGrath)

Radio: ESPN Radio (Sean Kelley, Barrett Jones, Ian Fitzsimmons)

Sirius/XM: 80

**Florida Gators (10-2, 6-2 SEC)**

Head Coach: Dan Mullen (Ursinus '94)

Overall / Years: 89-51 / 11th season

Florida / Years: 20-5 / Second season

National Rankings: 9 CFP, 6 AP, 7 Coaches

Bowl Appearance: 45th

Bowl Record: 23-21

Bowl Streak: W2 (last def. Michigan 41-15 in 2018 Peach Bowl)

Key Players**LB Jonathan Greenard (6-3, 263, Gr., Hiram, Ga.)**

All-SEC First Team ... League-best nine sacks for a total loss of 49 yards ... Four-time SEC Defensive Lineman of the Week honoree and Bednarik Award Watch List selection ... Has helped the Gators reach their highest sack total (46) since 1997.

TE Kyle Pitts (6-6, 239, So., Philadelphia, Pa.)

All-SEC First Team ... Team-high 51 receptions for 610 yards, while becoming the first Gator since 2016 to haul in 50 receptions ... Has corralled five touchdowns on the year, good for third on the team, while he leads all SEC tight ends in receptions, receiving yards and touchdowns.

LB David Reese II (6-0, 220, RFr., Fort Pierce, Fla.)

All-SEC Second Team ... Team-high 89 tackles this season, placing him sixth among the SEC ... Received SEC Defensive Player of the Week and Bronko Nagurski Defensive Player of the Week nods this season, recording three double-digit tackle performances.

QB Kyle Trask (6-5, 239, Jr., Manvel, Texas)

Compiled 2,636 passing yards, throwing for 24 touchdowns on 213 completions (213-for-315, 67.6%) and just six interceptions, while also rushing for three touchdowns on the season ... Has thrown for over 275 yards on five occasions.

Virginia Cavaliers (9-3, 6-2 ACC)

Head Coach: Bronco Mendenhall (Oregon State '88)

Overall / Years: 124-69 / 1th season

Virginia / Years: 25-26 / Fourth season

National Rankings: 24 CFP, NR AP, 25 Coaches

Bowl Appearance: 21st

Bowl Record: 8-12

Bowl Streak: W1 (last def. South Carolina 28-0 in 2018 Belk Bowl)

Key Players**ILB Jordan Mack (6-2, 230, Sr., Lithonia, Ga.)**

Has appeared in all 13 of UVA's games with 12 starts ... Has registered 69 total tackles this season, including a season-best 13 against Florida State ... 8.5 tackles for loss, including 7.5 sacks ... Has also forced a pair of fumbles.

QB Bryce Perkins (6-3, 215, Sr., Queen Creek, Ariz.)

Tied for No. 3 in UVA program history for 300+ passing games (4) and tied for No. 2 in UVA program history for 200+ passing games (15) ... Has two games this season with 300+ passing yards and 100+ rushing yards ... Threw for 378 yards and rushed for 112 against North Carolina.

WR Joe Reed (6-1, 215, Sr., Charlotte Court House, Va.)

Finalist for the Paul Hornung Award and currently leads the nation with a 34.7 kick return average ... Only player in the nation with 22 or fewer kick returns to go with 700+ kick return yards ... Has 70 receptions and 627 receiving yards to go with six touchdowns.

ILB Zane Zandier (6-3, 230, Jr., Pittsburgh, Pa.)

No. 1 on the team and No. 8 in the ACC with 95 tackles ... Made 10 tackles and 1.0 tackle for loss against Clemson in the ACC Championship game ... Has started all 13 of UVA's games ... Returned an interception for a touchdown against Old Dominion.

2019 Statistical Comparison () - SEC Ranking; [] - NCAA Ranking

	Florida	Virginia
Scoring Offense	33.0 (4) [37]	32.4 [43]
Total Offense	420.7 (5) [54]	390.0 [81]
Rushing Offense	120.3 (14) [122]	126.5 [113]
Passing Offense	300.4 (3) [17]	263.5 [37]
Scoring Defense	14.4 (2) [8]	26.5 [59]
Total Defense	299.0 (2) [10]	358.2 [40]
Rushing Defense	107.0 (2) [12]	130.0 [30]
Passing Defense	192.0 (5) [18]	228.2 [70]
Turnover Margin	0.42 (4) [29]	-0.23 [85]

Series/Game Notes

Record: Florida leads 1-0

Last Meeting: Florida, 55-10 (Oct. 3, 1959)

Series: This is the second meeting between Florida and Virginia. The only other meeting between the two was on Oct. 3, 1959, and the No. 19 Gators came away with a 55-10 victory in Gainesville.

Game Notes: This is Florida's second consecutive appearance in a New Year's Six Bowl ... This will be Florida's fourth Orange Bowl appearance, and it boasts a 3-0 record in its previous outings. ... Three of Virginia's last four bowl opponents have been from the SEC dating back to 2011.

BELK BOWL



Kentucky vs. Virginia Tech
 December 31 • 12 p.m. ET • Charlotte, N.C. • Bank of America Stadium (73,778)
TV: ESPN (Beth Mowins, Anthony Becht, Rocky Boiman)
Radio: ESPN Radio (Chris Cotter, Mark Herzlich, Kelsey Riggs)
Sirius/XM: 80

**Kentucky Wildcats (7-5, 3-5 SEC)**

Head Coach: Mark Stoops (Iowa '89)

Overall / Years: 29-36 / Seventh season

Kentucky / Years: Same

National Rankings: NR

Bowl Appearance: 19th

Bowl Record: 9-9

Bowl Streak: W1 (last def. Penn State 27-24 in 2019 Citrus Bowl)

Key Players**QB/WR Lynn Bowden Jr. (6-1, 199, Jr., Youngstown, Ohio)**

Winner of the Paul Hornung Award for nation's most versatile player ... Leads the SEC and ranks eighth nationally in all-purpose yardage, averaging 153.0 yards per game ... One of only three players in the top eight nationally with rushing, receiving, punt return and kickoff return yards.

P Max Duffy (6-1, 186, Jr., Perth, Australia)

Ray Guy Award winner ... UK's career punt leader with a 46.5-yard average and with his distance and placement ... Kentucky leads the nation in net punting with a 45.13-yard net average ... Duffy leads the nation in punting at 48.6 yards per punt.

LB DeAndre Square (6-1, 204, So., Detroit, Mich.)

Led the team with 68 total tackles in the regular season, including 4.0 tackles for loss ... Also registered an interception, a forced fumble and three quarterback hurries ... Had nine tackles in SEC games against Mississippi State and Georgia.

OL Logan Stenberg (6-6, 322, Fr., Louisville, Ky.)

All-Southeastern Conference Coaches' Second Team ... Has started 38 consecutive games for the Wildcats ... Helped pave the way for the nation's fourth-ranked rushing offense this season ... Kentucky rushed for 274.4 yards per game.

Virginia Tech Hokies (8-4, 5-3 ACC)

Head Coach: Justin Fuente (Murray State '99)

Overall / Years: 59-42 / Eighth season

Virginia Tech / Years: 33-19 / Fourth season

National Rankings: NR

Bowl Appearance: 33rd

Bowl Record: 13-19

Bowl Streak: L2 (last lost to Cincinnati 35-31 in 2018 Military Bowl)

Key Players**LB Rayshard Ashby (5-10, 237, Jr., Chesterfield, Va.)**

All-ACC Second Team ... Named ACC Linebacker of the Week five times this season ... Finished third in the voting for ACC Defensive Player of the Year ... Leads the team with 106 total tackles and ranks fourth in the ACC.

OL Christian Darrisaw (6-5, 311, So., Upper Marlboro, Md.)

All-ACC Honorable Mention ... Has started all 12 games at left tackle ... Helped jumpstart Virginia Tech's rushing game in the regular season's final eight games as the Hokies averaged 184.4 rushing yards per game and scored 17 rushing touchdowns over that span.

DB Caleb Farley (6-2, 207, RSo., Maiden, N.C.)

All-ACC First Team ... Leads the ACC with 16 passes defended and ranks fourth in the nation averaging 1.5 passes defended per game ... Tied for the ACC lead with four interceptions and registered a 17-yard INT return TD in a 45-0 shutout of Georgia Tech.

WR Damon Hazelton (6-2, 215, Jr., Baltimore, Md.)

All-ACC Honorable Mention ... Missed the first season's first three games due to injury, but has still posted a team-best seven touchdown catches ... Earned All-ACC third-team honors in 2018 ... Ranks second on the squad with 30 receptions for 506 yards.

2019 Statistical Comparison () - SEC Ranking; [] - NCAA Ranking

	Kentucky	Virginia Tech
Scoring Offense	26.3 (9) [86]	30.9 [52]
Total Offense	391.5 (9) [79]	389.8 [82]
Rushing Offense	274.4 (1) [4]	172.5 [53]
Passing Offense	117.1 (14) [126]	217.3 [80]
Scoring Defense	18.4 (3) [12]	23.7 [45]
Total Defense	324.3 (6) [20]	359.9 [42]
Rushing Defense	151.6 (11) [60]	123.3 [27]
Passing Defense	172.7 (1) [4]	236.6 [86]
Turnover Margin	0.0 (9) [65]	-0.42 [97]

Series/Game Notes

Record: Kentucky leads 11-6-2
 Last: Kentucky, 14-7 (Oct. 31, 1987)

Series: Kentucky and Virginia Tech have played 19 times, but not since 1987. Eleven of the previous meetings came from 1966-1982. Kentucky had a stretch of seven straight wins during that period.

Game Notes: This marks the first appearance for Kentucky in the Belk Bowl. Mark Stoops is the second coach in school history to lead Kentucky to four straight bowl berths. ... Virginia Tech owns the nation's longest bowl streak, this the Hokie's 27th consecutive appearance in a bowl game.

OUTBACK BOWL



Auburn vs. Minnesota
 January 1 • 1 p.m. ET • Tampa, Fla. • Raymond James Stadium (65,657)
 TV: ESPN (Jason Benetti, Rod Gilmore, Quint Kessenich)
 Sirius/XM: 105/207

**Auburn Tigers (9-3, 5-3 SEC)**

Head Coach: Gus Malzahn (Henderson State '90)

Overall / Years: 71-35 / Eighth season

Auburn / Years: 62-32 / Seventh season

National Rankings: 12 CFP, 9 AP, 13 Coaches

Bowl Appearance: 44th

Bowl Record: 24-17-2

Bowl Streak: W1 (last def. Purdue 63-14 in 2018 Music City Bowl)

Key Players**DT Derrick Brown (6-5, 318, Sr., Sugar Hill, Ga.)**

Registered 12.5 tackles, four sacks and forced a pair of fumbles ...

Named SEC Defensive Lineman of the Week three times and was named a finalist for the Bednarik, Nagurski, Wuertffel, Outland, Senior Class, Pop Warner and Lott Impact awards ... SEC Defensive Player of the Year.

DE Marlon Davidson (6-3, 278, Sr., Greenville, Ala.)

Earned Coaches All-SEC First Team accolades after recording 41 tackles, including 10.0 TFL, 6.5 sacks, and a pair of forced fumbles ... Selected as the SEC Defensive Lineman of the Week four times ... Recorded multiple sacks, TFL and forced and recovered a fumble in win at Arkansas.

QB Bo Nix (6-2, 207, Fr., Pinson, Ala.)

Holds the Auburn freshman record for passing yards (2,366) pass completions (200) and touchdown passes (15) in a season ... Has also rushed for seven scores ... In his last four games, has thrown for 908 yards and three touchdowns without an interception.

WR Seth Williams (6-3, 224, So., Cottondale, Ala.)

Leads Auburn with 756 receiving yards on 51 catches with eight touchdowns ... Top performance was against Mississippi State, when he hauled in eight catches for 161 yards and a pair of scores ... Had 13 receptions for 121 yards against Georgia.

Minnesota Golden Gophers (10-2, 7-2 Big Ten)

Head Coach: P.J. Fleck (Northern Illinois '04)

Overall / Years: 52-37 / Seventh season

Minnesota / Years: 22-15 / Third season

National Rankings: 18 CFP, 16 AP, 16 Coaches

Bowl Appearance: 21st

Bowl Record: 8-12

Bowl Streak: W3 (last def. Georgia Tech 34-10 in 2018 Quick Lane Bowl)

Key Players**QB Tanner Morgan (6-2, 215, RSo., Union, Ky.)**

All-Big Ten First Team ... Has set single-season records in passing yards (2,975), touchdowns (28) and consecutive games with a touchdown pass (13, dating back to last season) ... Threw for 396 yards and four touchdowns at Purdue.

DB Antoine Winfield (5-10, 205, RSo., The Woodlands, Texas)

All-Big Ten First Team ... Leads the team with 83 tackles, which includes 58 solo stops ... Winfield's seven interceptions tied a school single-season record and also rank among the NCAA leaders ... Finalist for the Bronko Nagurski Award.

WR Rashod Bateman (6-2, 210, So, Tifton, Ga.)

All-Big Ten First Team ... Semifinalists for the Biletnikoff Award ... 57 catches this year for 1,170 yards and 11 touchdowns ... His 1,170 yards is a single-season school record ... His 11 touchdowns is one shy of the record 12 set last year.

RB Rodney Smith (5-11, 210, Sr., Jonesboro, Ga.)

All-Big Ten Second Team ... Has rushed for 1,094 yards and eight touchdowns and rushed for more than 100 yards in five straight Big Ten games to start conference play ... School record holder with 5,364 all-purpose yards.

2019 Statistical Comparison () - SEC Ranking; [] - NCAA Ranking

	Auburn	Minnesota
Scoring Offense	34.0 (3) [27]	34.3 [22]
Total Offense	421.1 (4) [53]	426.8 [49]
Rushing Offense	211.0 (4) [26]	175.7 [47]
Passing Offense	210.1 (9) [85]	251.2 [51]
Scoring Defense	18.6 (4) [13]	22.4 [35]
Total Defense	323.9 (5) [19]	312.8 [15]
Rushing Defense	115.5 (3) [21]	127.9 [28]
Passing Defense	208.4 (7) [41]	184.9 [12]
Turnover Margin	0.50 (3) [26]	0.33 [37]

Series/Game Notes

Record: First Meeting

Series: This is the first meeting between Auburn and Minnesota.

Game Notes: A win would give Auburn its 15th 10-win season and third for Gus Malzahn ... This is Auburn's fifth appearance in the Outback Bowl and first since January 2015 against Wisconsin ... This is Minnesota's first appearance in the Outback Bowl The Golden Gophers last played an SEC team in a bowl game in January 2015 vs. Missouri ... Minnesota has won its last three bowl games.

VRBO CITRUS BOWL



Alabama vs. Michigan
 January 1 • 1 p.m. ET • Orlando, Fla. • Camping World Stadium (60,219)
TV: ABC (Dave Pasch, Greg McElroy, Tom Luginbill)
Radio: ESPN Radio (Adam Amin, Matt Hasselbeck, Molly McGrath)
Sirius/XM: 80

**Alabama Crimson Tide (10-2, 6-2 SEC)**

Head Coach: Nick Saban (Kent State, '73)
 Overall / Years: 247-65-1 / 24th season
 Alabama / Years: 156-23 / 13th season
 National Rankings: 13 CFP; 9 AP; 13 Coaches
 Bowl Appearance: 70th
 Bowl Record: 40-26-3
 Bowl Streak: L1 (last lost to Clemson 44-16 in 2019 CFP Championship)

Key Players**RB Najee Harris (6-2, 230, Jr., Antioch, Calif.)**

Selected to the All-SEC second team by the Associated Press and league coaches ... Has totaled 2,241 career rushing yards, good for 16th all-time by an Alabama runner ... Recorded six 100-plus yard games in his career, including five this season.

WR Jerry Jeudy (6-1, 192, Jr., Deerfield Beach, Fla.)

First team All-SEC ... Has recorded 25 touchdown receptions over his two-plus years at the Capstone to rank second all-time in Alabama history ... In 2019, he has recorded 25 explosive receptions of 16-plus yards ... Semifinalist for the Biletnikoff Award.

DB Xavier McKinney (6-1, 200, Jr., Roswell, Ga.)

Walter Camp Second Team All-America ... Ranks 12th in the SEC in tackles with 85 through 12 games ... Alabama's leader in tackles, including 4.5 for loss (-32 yards) and two sacks (-13 yards) ... Has forced four fumbles and added three interceptions (78 yards)

OL Jerdrick Wills Jr. (6-5, 320, Jr., Lexington, Ky.)

Walter Camp Second Team All-America ... Has anchored the Tide's offensive line that has surrendered only 12 sacks in 381 pass attempts this season ... Graded out at over 91 percent for the Crimson Tide along the front allowing only one sack all season and only 3.5 quarterback hurries.

Michigan Wolverines (9-3, 6-3 Big Ten)

Head Coach: Jim Harbaugh (Michigan '86)
 Overall / Years: 105-44 / 12th season
 Michigan / Years: 47-17 / Fifth season
 National Rankings: 14 CFP, 17 AP, 17 Coaches
 Bowl Appearance: 55th
 Bowl Record: 27-25-3
 Bowl Streak: L3 (last lost to Florida 41-15 in 2018 Peach Bowl)

Key Players**OL Ben Bredeson (6-5, 325, Sr., Hartland, Wis.)**

First team All-Big ten selection, coaches and media ... Led an offense which averaged 402.1 yards per game ... Anchored a line which allowed 1.83 sacks per game, 1.6 in Big Ten play (No. 2, Big Ten) ... Part of the only interior line in the FBS to not allow a sack all year.

DB Lavert Hill (5-11, 182, Sr., Detroit, Mich.)

Led the Big Ten in passer rating against by a full 12 points (23.9 passer rating allowed) ... Made 15 tackles with a team-leading 12 pass breakups (nine breakups, three interceptions) ... Tied for sixth on Michigan's all-time list of pass breakup leaders with 26 career breakups.

LB Khaleke Hudson (6-0, 220, Sr., McKeesport, Pa.)

Team's leading tackler in 2019 with a career-best 97 stops, including 3.5 for loss with two sacks ... Added three pass breakups, three quarterback hurries and one blocked kick ... His 11.5 tackles for loss are second on the team, and he leads the way with 8.5 sacks.

QB Shea Patterson (6-2, 202, Sr., Shreveport, La.)

Has totaled 2,828 yards in the air this season on 197-of-344 passing with 22 passing touchdowns, three shy of the single-season school record ... Has added another five touchdowns rushing and has thrown touchdowns to nine different Wolverines this year.

2019 Statistical Comparison () - SEC Ranking; [] - NCAA Ranking

	Alabama	Michigan
Scoring Offense	48.3 (1) [2]	33.0 [37]
Total Offense	513.3 (2) [7]	402.1 [68]
Rushing Offense	169.8 (6) [57]	149.8 [81]
Passing Offense	343.5 (2) [3]	252.3 [50]
Scoring Defense	18.8 (5) [15]	19.5 [18]
Total Defense	318.6 (4) [17]	292.8 [6]
Rushing Defense	135.2 (7) [36]	119.1 [23]
Passing Defense	183.4 (3) [10]	173.8 [5]
Turnover Margin	1.33 (1) [2]	0.17 [52]

Series/Game Notes

Record: Tied 2-2
 Last: Alabama, 45-31 (Sept. 1, 2012)

Series: This is the fifth meeting between Alabama and Michigan. The two teams last met in the 2012 season opener in Arlington, Texas with Alabama taking a 41-14 win.

Game Notes: Alabama and Michigan have met in a bowl game three previous times. The last time was in the Orange Bowl on Jan. 1, 2000, with Michigan winning 35-34 ... Alabama is making its third appearance in the Citrus Bowl.

ALLSTATE SUGAR BOWL



Georgia vs. Baylor
 January 1 • 7:45 p.m. CT • New Orleans, La. • Mercedes-Benz Superdome (72,500)
TV: ESPN (Sean McDonough, Todd Blackledge, Holly Rowe)
Radio: ESPN Radio (Sean Kelley, Barrett Jones, Ian Fitzsimmons)
Sirius/XM: 80

**Georgia Bulldogs (11-2, 7-1 SEC)**

Head Coach: Kirby Smart (Georgia '98)
 Overall / Years: 43-11 / Fourth season
 Georgia / Years: Same
 National Rankings: 5 CFP, 5 AP, 5 Coaches
 Bowl Appearance: 56th
 Bowl Record: 31-21-3
 Bowl Streak: L2 (last lost to Texas 28-21 in 2019 Sugar Bowl)

Key Players**PK Rodrigo Blankenship (6-1, 191, Sr., Marietta, Ga.)**

One of three finalists for the 2019 Lou Groza Award, which is given to the nation's top placekicker ... SEC's second leading scorer this year, averaging 9.2 points per game, and connecting on 25-of-31 field goal attempts ... Lou Groza Award winner.

QB Jake Fromm (6-2, 220, Jr., Warner Robins, Ga.)

34-7 as a starter, including 12 wins versus Top 25 teams ... Has started an FBS best 41 straight games for QBs ... Ranks in the top five in UGA history for TD passes, passing yards and pass completions ... One of four permanent team captains.

DB J.R. Reed (6-1, 194, Sr., Frisco, Texas)

Has started all 13 games and has 54 total stops, fourth-best on the team ... Also has seven pass breakups, ranking second among all defenders ... 2019 Bronko Nagurski Trophy finalist ... One of three finalists for the Jim Thorpe Award as the nation's top defensive back.

RB D'Andre Swift (5-9, 215, Jr., Philadelphia, Pa.)

Coaches' All-SEC 1st Team ... All-SEC 2nd Team by AP ... Co-winner of Vince Dooley Offensive MVP, given at team's post-season awards gala ... Has played in all 13 games, starting in 11 ... Team's leading rusher with 1216 yards on 195 carries, with seven TDs.

Baylor Bears (11-2, 8-1 Big 12)

Head Coach: Matt Rhule (Penn State '97)
 Overall / Years: 47-42 / Seventh season
 Baylor / Years: 19-19 / Third season
 National Rankings: 7 CFP, 8 AP, 8 Coaches
 Bowl Appearance: 25th
 Bowl Record: 13-11
 Bowl Streak: W3 (last def. Vanderbilt 45-38 in 2018 Texas Bowl)

Key Players**S Grayland Arnold (5-10, 190, Jr., Kountze, Texas)**

Second team All-America by Sports Illustrated ... Paced the Bears with six interceptions, good for second-best in the Big 12 ... Also earned AP All-Big 12 second team honors and was a first team honoree by the Waco Tribune-Herald.

DT James Lynch (6-4, 295, Jr., Round Rock, Texas)

Baylor's all-time sack leader with 21.0 for his career ... finished the season with a program-best 12.5 sacks on the year and his 18.5 TFL rank fourth-best in program single season history ... Walter Camp First Team All-America.

WR Denzel Mims (6-3, 215, Sr., Daingerfield, Texas)

AP and Waco Tribune-Herald All-Big 12 second team ... One of three wide receivers on Dave Campbell's Texas Football Postseason All-Texas College Team ... 945 receiving yards on 61 receptions with 11 touchdowns.

DT Bravvion Roy (6-1, 333, Sr., Spring, Texas)

Earned his second and third All-Big 12 first team honors as he was named to the AP and Waco Tribune-Herald teams ... Tallied 56 tackles, 12.0 tackles for loss and 4.5 sacks ... Also named to the Dave Campbell's Texas Football Postseason All-Texas Team.

2019 Statistical Comparison () - SEC Ranking; [] - NCAA Ranking

	Georgia	Baylor
Scoring Offense	31.2 (5) [51]	35.2 [17]
Total Offense	410.2 (6) [60]	431.2 [45]
Rushing Offense	189.3 (5) [37]	174.5 [49]
Passing Offense	220.9 (7) [76]	256.7 [43]
Scoring Defense	12.5 (1) [2]	19.3 [16]
Total Defense	274.2 (1) [4]	358.9 [41]
Rushing Defense	75.7 (1) [3]	143.8 [51]
Passing Defense	198.5 (6) [25]	215.1 [51]
Turnover Margin	0.0 (9) [65]	1.08 [5]

Series/Game Notes

Record: Georgia leads 4-0
 Last: Georgia, 15-3 (Sept. 16, 1989)

Series: Georgia and Baylor have met on four previous occasions, all in the regular season. The Bulldogs have won all four: 1972 (24-14), 1978 (16-14), 1985 (17-14), and 1989 (15-3).

Game Notes: This will be Georgia's 56th bowl game appearance and 11th in the Sugar Bowl, which is more than the Bulldogs have played in any other postseason game ... Baylor is making its second appearance in the Sugar Bowl. The first came at the end of the 1956 season.

TAXSLAYER GATOR BOWL



Tennessee vs. Indiana
 January 2 • 7 p.m. ET • Jacksonville, Fla. • TIAA Bank Field (67,164)
 TV: ESPN (Dave O'Brien, Tim Hasselbeck, Katie George)
 Sirius/XM: 84

**Tennessee Volunteers (7-5, 5-3 SEC)**

Head Coach: Jeremy Pruitt (West Alabama '99)
 Overall / Years: 12-12 / Second season
 Tennessee / Years: Same

National Rankings: NR
 Bowl Appearance: 53rd
 Bowl Record: 28-24
 Bowl Streak: W3 (last def. Nebraska 38-24 in 2016 Music City Bowl)

Key Players**WR Marquez Callaway (6-2, 204, Sr., Warner Robins, Ga.)**

All-SEC Second Team ... Fifth in the league with 150 punt return yards and averaging 15.0 yards per return ... 65-yard punt return for a touch-down vs. South Carolina, the third of his career, and currently ranks fifth among active players in the FBS in career punt return average (13.8 avg).

QB Jarrett Guarantano (6-4, 213, Jr., Lodi, N.J.)

Has passed for 1,937 yards this season with 16 passing touchdowns ... Threw for a season-high 415 yards vs. Missouri ... Six games with two or more passing touchdowns ... 4,841 career passing yards with 32 touchdowns.

OL Trey Smith (6-6, 325, Jr., Jackson, Tenn.)

All-SEC First Team ... Two-time SEC Offensive Lineman of the Week ... Started the last 11 games at left guard and is Tennessee's highest-graded player on the offensive line with 46 knockdowns ... Jason Witten Collegiate Man of the Year semifinalist.

DB Nigel Warrior (6-0, 190, Sr., College Park, Ga.)

All-SEC Second Team ... Tied for the SEC lead with four interceptions ... Second on the team with 68 tackles and also leads the Vols with seven pass breakups ... Named to the PFF College SEC Defensive Team of the Week on three occasions.

Indiana Hoosiers (8-4, 5-4 Big Ten)

Head Coach: Tom Allen (Marantha Baptist '92)
 Overall / Years: 18-19 / Fourth season
 Indiana / Years: Same

National Rankings: N/A
 Bowl Appearance: 12th
 Bowl Record: 3-8
 Bowl Streak: L4 (last lost to Utah 26-24 in 2016 Foster Farms Bowl)

Key Players**K Logan Justus (5-11, 182, Sr., McCordsville, Ind.)**

Two-time Lou Groza Award semifinalist ... Connected on 14-of-17 field goals (82.4 percent) and 44-of-45 extra points (97.8 percent) in 2019 ... Opened the year with 14-straight makes, which ranks second in program history.

DB Tiawan Mullen (5-10, 175, Fr., Fort Lauderdale, Fla.)

The Athletic first-team Freshman All-America ... Has started the last seven games and played in all 12 ... Shares the league lead (15th nationally) with 12 passes broken up ... Has 25 stops, 22 solo, with 3.5 TFLs, and a team-high-tying two forced fumbles

WR Whop Philyor (5-11, 178, Jr., Tampa, Fla.)

Second in the Big Ten with 6.3 receptions per game (T-22nd nationally) and third with 91.0 yards per game (T-21st) ... Sits third in the Big Ten with 69 catches (T-31st) and fourth with 1,001 yards (T-24th) to go along with five touchdowns.

RB Stevie Scott III (6-2, 231, So., Syracuse, N.Y.)

Owns 845 yards (5th in the Big Ten) on 178 carries (5th) with 10 rushing touchdowns (T-4th) and a 4.7 average ... Fourth in the conference with a 76.8 average per game ... Second among all Big Ten backs with 26 catches and third with 211 yards.

2019 Statistical Comparison () - SEC Ranking; [] - NCAA Ranking

	Tennessee	Indiana
Scoring Offense	24.3 (110) [97]	32.6 [41]
Total Offense	364.8 (12) [100]	443.6 [31]
Rushing Offense	144.8 (12) [87]	134.9 [100]
Passing Offense	220.0 (8) [77]	308.7 [13]
Scoring Defense	21.7 (8) [29]	24.5 [49]
Total Defense	337.1 (7) [29]	350.4 [37]
Rushing Defense	145.8 (9) [54]	138.8 [46]
Passing Defense	191.3 (4) [17]	211.7 [45]
Turnover Margin	0.0 (9) [65]	0.08 [58]

Series/Game Notes

Record: Tennessee leads 1-0
 Last: Tennessee, 27-22 (Jan. 2, 1988)

Series: This is the second meeting between Tennessee and Indiana. The first meeting came in the Peach Bowl following the 1987 season. Tennessee won the game in Atlanta, 27-22.

Game Notes: This will be UT's seventh time playing in the Gator Bowl. The Vols are 4-2 in the previous six appearances, including a 45-28 victory over Iowa in 2015. ... Indiana is making its 12th bowl appearance. The Hoosiers' last bowl game against an SEC opponent was in the Peach Bowl following the 1990 season.

2019 SEC Football

2019 SOUTHEASTERN CONFERENCE TEAM SCHEDULES AND RESULTS

ALABAMA CRIMSON TIDE (10-2, 6-2 SEC)

Home Stadium: Bryant-Denny Stadium (101,821)

Aug. 31	[2/2] vs. Duke (Atlanta, Ga.)	W, 42-3	ABC	71,916
Sept. 7	[2/2] NEW MEXICO STATE	W, 62-10	SEC Network	100,710
Sept. 14	[2/2] at South Carolina*	W, 47-23	CBS	81,954
Sept. 21	[2/2] SOUTHERN MISS	W, 49-7	ESPN2	101,821
Sept. 28	[2/2] OLE MISS*	W, 59-31	CBS	99,950
Oct. 12	[1/1] at Texas A&M* (24/21)	W, 47-28	CBS	106,749
Oct. 19	[1/1] TENNESSEE*	W, 35-13	ESPN	101,821
Oct. 26	[1/1] ARKANSAS*	W, 48-7	ESPN	100,233
Nov. 9	[2/1] LSU* (1/2)	L, 41-46	CBS	101,821
Nov. 16	[4/4] at Mississippi State*	W, 38-7	ESPN	57,607
Nov. 23	[5/5] WESTERN CAROLINA	W, 66-3	ESPN	101,821
Nov. 30	[5/5] at Auburn* (16/16)	L, 45-48	CBS	87,451
Jan. 1	[9/9] vs. Michigan (17/17)	ABC	Noon CT	

Verbo Citrus Bowl • Orlando, Fla.

ARKANSAS RAZORBACKS (2-10, 0-8 SEC)

Home Stadium(s): Reynolds Razorback (72,000); War Memorial (54,120)

Aug. 31	PORTLAND STATE	W, 20-13	SEC Network	61,055
Sept. 7	at Ole Miss*	L, 17-31	SEC Network	47,915
Sept. 14	COLORADO STATE	W, 55-34	SEC Network	55,583
Sept. 21	SAN JOSE STATE	L, 24-31	SEC Network	56,058
Sept. 28	vs. Texas A&M* (23/21)	L, 27-31	ESPN	51,441
Oct. 12	at Kentucky*	L, 20-24	SEC Network	57,060
Oct. 19	AUBURN (11/11)	L, 10-51	SEC Network	54,619
Oct. 26	at Alabama* (1/1)	L, 7-48	ESPN	100,233
Nov. 2	MISSISSIPPI STATE*	L, 24-54	SEC Network	52,256
Nov. 9	WESTERN KENTUCKY	L, 19-45	SEC Network	42,985
Nov. 23	at LSU* (1/1)	L, 20-56	ESPN	101,173
Nov. 29	MISSOURI*	L, 14-24	CBS	33,961

AUBURN TIGERS (9-3, 5-3 SEC)

Home Stadium: Jordan-Hare Stadium (87,451)

Aug. 31	[16/16] vs. Oregon (Dallas) (11/13)	W, 27-21	ABC	60,662
Sept. 7	[10/13] TULANE	W, 24-6	ESPN2	85,317
Sept. 14	[8/9] KENT STATE	W, 55-16	ESPN2	84,542
Sept. 21	[8/9] at Texas A&M* (17/15)	W, 28-20	CBS	101,681
Sept. 28	[7/7] MISSISSIPPI STATE* (rv/rv)	W, 56-23	ESPN	87,451
Oct. 5	[7/7] at Florida* (10/8)	L, 13-24	CBS	90,584
Oct. 19	[11/11] at Arkansas*	W, 51-10	SEC Network	54,619
Oct. 26	[9/10] at LSU* (2/3)	L, 20-23	CBS	102,160
Nov. 2	[11/12] OLE MISS*	W, 20-14	ESPN	87,457
Nov. 16	[13/13] GEORGIA* (5/5)	L, 14-21	CBS	87,451
Nov. 23	[16/16] SAMFORD	W, 52-0	SEC Network	80,692
Nov. 30	[16/16] ALABAMA* (5/5)	W, 48-45	CBS	87,451
Jan. 1	[9/13] vs. Minnesota (16/16)	ESPN	Noon CT	

Outback Bowl • Tampa, Fla.

FLORIDA GATORS (10-2, 6-2 SEC)

Home Stadium: Steve Spurrier-Florida Field at Ben Hill Griffin Stadium (88,548)

Aug. 24	[8/8] vs. Miami (Orlando, Fla.) (rv/rv)	W, 24-20	ESPN	66,543
Sept. 7	[11/10] UT MARTIN	W, 45-0	ESPNU	80,007
Sept. 14	[9/8] at Kentucky* (rv/rv)	W, 29-21	ESPN	63,076
Sept. 21	[9/8] TENNESSEE*	W, 34-3	ESPN	82,776
Sept. 28	[9/8] TOWSON	W, 38-0	SEC Network	79,126
Oct. 5	[10/8] AUBURN* (7/7)	W, 24-13	CBS	90,584
Oct. 12	[7/7] at LSU* (5/6)	L, 28-42	ESPN	102,321
Oct. 19	[9/9] at South Carolina* (rv/rv)	W, 38-27	ESPN	78,883
Nov. 2	[6/6] vs. Georgia* (8/7) (Jacksonville, Fla.)	L, 17-24	CBS	84,789
Nov. 9	[10/11] VANDERBILT*	W, 56-0	ESPN	86,201
Nov. 16	[11/12] at Missouri*	W, 23-6	CBS	57,280
Nov. 30	[8/8] FLORIDA STATE	W, 40-17	SEC Network	89,409
Dec. 30	[6/7] vs. Virginia (rv/25)	ESPN	8 p.m. ET	

Capital One Orange Bowl • Miami Gardens, Fla.

GEORGIA BULLDOGS (11-2, 7-1 SEC)

Home Stadium: Sanford Stadium (92,746)

Aug. 31	[3/3] at Vanderbilt*	W, 30-6	SEC Network	40,350
Sept. 7	[3/3] MURRAY STATE	W, 63-17	ESPN2	92,746
Sept. 14	[3/3] ARKANSAS STATE	W, 55-0	ESPN2	92,746
Sept. 21	[3/3] NOTRE DAME (7/7)	W, 23-17	CBS	93,246
Oct. 5	[3/3] at Tennessee*	W, 43-14	ESPN	92,709
Oct. 12	[3/3] SOUTH CAROLINA*	L, 17-20 (2 OT)	ESPN	92,746
Oct. 19	[10/10] KENTUCKY*	W, 21-0	ESPN	92,746
Nov. 2	[8/7] vs. Florida* (6/6) (Jacksonville, Fla.)	W, 24-17	CBS	84,789
Nov. 9	[6/6] MISSOURI*	W, 27-0	ESPN	92,746
Nov. 16	[5/5] at Auburn* (13/13)	W, 21-14	CBS	87,451
Nov. 23	[4/4] TEXAS A&M* (24/24)	W, 19-13	CBS	92,746
Nov. 30	[4/4] at Georgia Tech	W, 52-7	ABC	55,000
Dec. 7	[4/4] vs. LSU (1/1)	W, 37-10	CBS	74,150

SEC Championship Game - Atlanta, Ga.

Jan. 1 [5/5] vs. Baylor (8/8) ESPN 7:45 p.m. CT

Allstate Sugar Bowl • New Orleans, La.

KENTUCKY WILDCATS (7-5, 3-5 SEC)

Home Stadium: Kroger Field (61,000)

Aug. 31	[-/RV] TOLEDO	W, 38-24	SEC Network	54,610
Sept. 7	[-/RV] EASTERN MICHIGAN	W, 38-17	SEC Network	55,240
Sept. 14	[RV/RV] FLORIDA* (9/8)	L, 21-29	ESPN	63,076
Sept. 21	[-/RV] at Mississippi State* (rv/rv)	L, 13-28	SEC Network	54,556
Sept. 28	at South Carolina*	L, 7-24	SEC Network	80,828
Oct. 12	ARKANSAS*	W, 24-20	SEC Network	57,060
Oct. 19	at Georgia* (10/10)	L, 0-21	ESPN	92,746
Oct. 26	MISSOURI* (rv/-)	W, 29-7	SEC Network	48,446
Nov. 9	TENNESSEE*	L, 13-17	SEC Network	56,760
Nov. 16	at Vanderbilt*	W, 38-14	SEC Network	23,288
Nov. 23	UT MARTIN	W, 50-7	SEC Network	41,495
Nov. 30	LOUISVILLE	W, 45-13	SEC Network	48,336
Dec. 31	[-/RV] vs. Virginia Tech (-/rv)	ESPN	Noon ET	

Belk Bowl • Charlotte, N.C.

LSU TIGERS (13-0, 8-0 SEC)

Home Stadium: Tiger Stadium (102,321)

Aug. 31	[6/6] GA SOUTHERN	W, 55-3	ESPN2	97,420
Sept. 7	[6/6] at Texas (10/10)	W, 45-38	ABC	98,763
Sept. 14	[4/5] NORTHWESTERN ST	W, 65-14	SEC Network	100,334
Sept. 21	[4/4] at Vanderbilt*	W, 66-38	SEC Network	32,048
Oct. 5	[5/6] UTAH STATE	W, 42-6	SEC Network	100,266
Oct. 12	[5/6] FLORIDA* (7/7)	W, 42-28	ESPN	102,321
Oct. 19	[2/3] at Mississippi State*	W, 36-13	CBS	59,282
Oct. 26	[2/3] AUBURN* (9/10)	W, 23-20	CBS	102,160
Nov. 9	[1/2] at Alabama* (2/1)	W, 46-41	CBS	101,821
Nov. 16	[1/1] at Ole Miss*	W, 58-37	ESPN	53,797
Nov. 23	[1/1] ARKANSAS*	W, 56-20	ESPN	101,173
Nov. 30	[1/1] TEXAS A&M* (rv/rv)	W, 50-7	ESPN	102,218
Dec. 7	[1/1] vs. Georgia (4/4)	W, 37-10	CBS	74,150

SEC Championship Game - Atlanta, Ga.

Dec. 28 [1/1] vs. Oklahoma (4/4) ESPN 3 p.m. CT
Chick-fil-A Peach Bowl National Semifinal • Atlanta, Ga.

OLE MISS REBELS (4-8, 2-6 SEC)

Home Stadium: Vaught-Hemingway Stadium (64,038)

Aug. 31	[-/RV] at Memphis	L, 10-15	ABC	44,107
Sept. 7	ARKANSAS*	W, 31-17	SEC Network	47,915
Sept. 14	SE LOUISIANA	W, 40-29	SEC Network	45,238
Sept. 21	CAL (23/23)	L, 20-28	ESPNU	46,850
Sept. 28	at Alabama* (2/2)	L, 31-59	CBS	99,590
Oct. 5	VANDERBILT*	W, 31-6	SEC Network	47,601
Oct. 12	at Missouri* (rv/-)	L, 27-38	ESPN2	62,621
Oct. 19	TEXAS A&M* (RV/RV)	L, 17-21	SEC Network	50,257
Nov. 2	at Auburn* (11/12)	L, 14-20	ESPN	87,457
Nov. 9	NEW MEXICO STATE	W, 41-3	SEC Network	45,973
Nov. 16	LSU* (1/1)	L, 37-58	CBS	53,797
Nov. 28	at Mississippi State*	L, 20-21	ESPN	57,529

TV Key - (1) CBS; (2) ESPN; (3) ESPN2; (4) ESPNU; (5) SEC Network; (6) ESPN App; (7) ABC; (8) Fox Sports 1; (9) ESPNews; (10) ESPN3; (11) CBS Sports Network; (12) Big Ten Network; (13) NBC

* - SEC Game

2019 SEC Football

2019 SOUTHEASTERN CONFERENCE TEAM SCHEDULES AND RESULTS

MISSISSIPPI STATE BULLDOGS (6-6, 3-5 SEC)

Home Stadium: Davis Wade Stadium at Scott Field (61,337)

Aug. 31	[RV/RV] vs. LA-Lafayette (New Orleans)	W, 38-28	ESPNU	22,440
Sept. 7	[RV/RV] SOUTHERN MISS	W, 38-15	ESPNU	55,143
Sept. 14	[RV/23] KANSAS STATE	L, 24-31	ESPN	54,522
Sept. 21	[RV/RV] KENTUCKY* (-/rv)	W, 28-13	SEC Network	54,556
Sept. 28	[RV/RV] at Auburn* (7/7)	L, 23-56	ESPN	87,451
Oct. 12	[-/RV] at Tennessee*	L, 10-20	SEC Network	85,462
Oct. 19	LSU* (2/3)	L, 13-36	CBS	59,282
Oct. 26	at Texas A&M* (rv/rv)	L, 30-49	SEC Network	102,025
Nov. 2	at Arkansas*	W, 54-24	SEC Network	52,256
Nov. 16	ALABAMA* (4/4)	L, 7-38	ESPN	57,607
Nov. 23	ABILENE CHRISTIAN	W, 45-7	SEC Network	54,638
Nov. 28	OLE MISS*	W, 21-20	ESPN	57,529
Dec. 30	vs. Louisville	ESPN	3 p.m. CT	
Franklin American Mortgage Music City Bowl • Nashville, Tenn.				

MISSOURI TIGERS (6-6, 3-5 SEC)

Home Stadium: Memorial Stadium - Faurot Field (62,621)

Aug. 31	[RV/-] at Wyoming	L, 31-37	CBS Sports Network	26,037
Sept. 7	WEST VIRGINIA	W, 38-7	ESPN2	51,215
Sept. 14	SE MISSOURI STATE	W, 50-0	SEC Network	56,620
Sept. 21	SOUTH CAROLINA*	W, 34-14	SEC Network	52,012
Oct. 5	[RV/-] TROY	W, 42-10	SEC Network	50,023
Oct. 12	[RV/-] OLE MISS*	W, 38-27	ESPN2	62,621
Oct. 19	[22/-] at Vanderbilt*	L, 14-21	SEC Network	23,900
Oct. 26	[RV/-] at Kentucky*	L, 7-29	SEC Network	48,446
Nov. 9	at Georgia* (6/6)	L, 0-27	ESPN	92,746
Nov. 16	FLORIDA* (11/12)	L, 6-23	CBS	57,280
Nov. 23	TENNESSEE*	L, 20-24	SEC Network	49,348
Nov. 29	at Arkansas*	W, 24-14	CBS	33,961

SOUTH CAROLINA GAMECOCKS (4-8, 3-5 SEC)

Home Stadium: Williams-Brice Stadium (80,250)

Aug. 31	[RV/RV] vs. North Carolina (Charlotte)	L, 20-24	ESPN	52,183
Sept. 7	CHARLESTON SOUTHERN	W, 72-10	SEC Network	70,698
Sept. 14	ALABAMA* (2/2)	L, 23-47	CBS	81,954
Sept. 21	at Missouri*	L, 14-34	SEC Network	52,012
Sept. 28	KENTUCKY*	W, 24-7	SEC Network	80,828
Oct. 12	at Georgia* (3/3)	W, 20-17 (2 OT)	ESPN	92,746
Oct. 19	[RV/RV] FLORIDA* (9/9)	L, 27-38	ESPN	78,883
Oct. 26	at Tennessee*	L, 21-41	SEC Network	87,397
Nov. 2	VANDERBILT*	W, 24-17	SEC Network	71,945
Nov. 9	APPALACHIAN STATE	L, 15-20	ESPN2	80,849
Nov. 16	at Texas A&M* (rv/rv)	L, 6-30	SEC Network	104,957
Nov. 30	CLEMSON (3/3)	L, 3-38	ESPN	80,580

TENNESSEE VOLUNTEERS (7-5, 5-3 SEC)

Home Stadium: Neyland Stadium (102,455)

Aug. 31	[-/RV] GEORGIA STATE	L, 30-38	ESPNU	85,503
Sept. 7	BYU	L, 26-29 (2OT)	ESPN	92,475
Sept. 14	CHATTANOOGA	W, 45-0	SEC Network	86,208
Sept. 21	at Florida* (9/8)	L, 3-34	ESPN	82,776
Oct. 5	GEORGIA (3/3)*	L, 14-43	ESPN	92,709
Oct. 12	MISSISSIPPI STATE*(-/RV)	W, 20-10	SEC Network	85,462
Oct. 19	at Alabama* (1/1)	L, 13-35	ESPN	101,821
Oct. 26	SOUTH CAROLINA*	W, 41-21	SEC Network	87,397
Nov. 2	UAB	W, 30-7	ESPNU	85,791
Nov. 9	at Kentucky*	W, 17-13	SEC Network	56,760
Nov. 23	at Missouri*	W, 24-20	SEC Network	49,348
Nov. 30	VANDERBILT*	W, 28-10	SEC Network	87,367
Jan. 2	[-/RV] vs. Indiana (-/rv)	ESPN	7 p.m. ET	
TaxSlayer Gator Bowl • Jacksonville, Fla.				

TEXAS A&M AGGIES (7-5, 5-3 SEC)

Home Stadium: Kyle Field (102,733)

Aug. 29	[12/11] TEXAS STATE	W, 41-7	SEC Network	98,016
Sept. 7	[12/11] at Clemson (1/1)	L, 10-24	ABC	81,500
Sept. 14	[16/15] LAMAR	W, 62-3	ESPNU	97,195
Sept. 21	[17/15] AUBURN* (8/9)	L, 20-28	CBS	101,681
Sept. 28	[23/21] vs. Arkansas* (Arlington, TX)	W, 31-27	ESPN	51,441
Oct. 12	[24/21] ALABAMA* (1/1)	L, 28-47	CBS	106,749
Oct. 19	[RV/RV] at Ole Miss*	W, 24-17	SEC Network	50,257
Oct. 26	[RV/RV] MISSISSIPPI STATE	W, 49-30	SEC Network	102,025
Nov. 2	[RV/RV] UTSA	W, 45-14	SEC Network	100,635
Nov. 16	[RV/RV] SOUTH CAROLINA*	W, 30-6	SEC Network	104,957
Nov. 23	[24/24] at Georgia* (4/4)	L, 13-19	CBS	92,746
Nov. 30	[RV/RV] at LSU* (1/1)	L, 7-50	ESPN	102,218
Dec. 27	[RV/-] vs. Oklahoma State (25/rv)	ESPN	5:45 p.m. CT	
Academy Sports+Outdoors Texas Bowl • Houston, Texas				

VANDERBILT COMMODORES (3-9, 1-7 SEC)

Home Stadium: Vanderbilt Stadium (40,350)

Aug. 31	GEORGIA* (3/3)	L, 6-30	SEC Network	40,350
Sept. 7	at Purdue	L, 24-42	Big Ten Network	50,506
Sept. 21	LSU* (4/4)	L, 38-66	SEC Network	32,048
Sept. 28	NORTHERN ILLINOIS	W, 24-18	SEC Network	24,519
Oct. 5	at Ole Miss*	L, 6-31	SEC Network	47,601
Oct. 12	UNLV	L, 10-34	SEC Network	20,048
Oct. 19	MISSOURI* (22/-)	W, 21-14	SEC Network	23,900
Nov. 2	at South Carolina	L, 7-24	SEC Network	71,945
Nov. 9	at Florida* (10/11)	L, 0-56	ESPN	86,201
Nov. 16	KENTUCKY*	L, 14-38	SEC Network	23,288
Nov. 23	EAST TENNESSEE STATE	W, 38-0	SEC Network	19,863
Nov. 30	at Tennessee*	L, 10-28	SEC Network	87,367

Team's AP & USA Today Rankings Listed Before Opponent's Name & Opponents' Rankings Listed after its Name (at time of game)

December 7 • SEC Football Championship Game • Atlanta • Mercedes-Benz Stadium • 4 p.m. ET • CBS Sports

* - SEC Game

2019 SEC WEEK-BY-WEEK SCHEDULES AND RESULTS

August 24

Florida (24) vs. Miami (20) (Orlando) [TV: 2-6] (66,543)

August 29

Texas State (7) at Texas A&M (41) [TV: 5-6] (98,016)

August 31

Alabama (42) vs. Duke (3) (Atlanta) [TV: 7] (71,916)
Portland State (13) at Arkansas (20) [TV: 5-6] (61,055)
Auburn (27) vs. Oregon (21) (Dallas) [TV: 7] (60,662)
Toledo (24) at Kentucky (38) [TV: 5-6] (54,610)
Georgia Southern (3) at LSU (55) [TV: 4-6] (97,420)
Ole Miss (10) at Memphis (15) [TV: 7] (44,107)
Miss. State (38) vs. ULL (28) (New Orleans) [TV: 4-6] (22,440)
Missouri (31) at Wyoming (37) [TV: 11] (26,037)
South Carolina (20) vs. UNC (24) (Charlotte) [TV: 2-6] (52,183)
Georgia State (38) at Tennessee (30) [TV: 4-6] (85,503)
*Georgia (30) at Vanderbilt (6) [TV: 5-6] (40,350)

September 7

New Mexico State (10) at Alabama (62) [TV: 5-6] (100,710)
Tulane (6) at Auburn (24) [TV: 3-6] (85,317)
UT-Martin (0) at Florida (45) [TV: 4-6] (80,007)
Murray State (17) at Georgia (63) [TV: 3-6] (92,746)
Eastern Michigan (17) at Kentucky (38) [TV: 5-6] (55,240)
LSU (45) at Texas (38) [TV: 7] (98,763)
*Arkansas (17) at Ole Miss (31) [TV: 5-6] (47,915)
Southern Miss (15) at Mississippi State (38) [TV: 4-6] (55,143)
West Virginia (7) at Missouri (38) [TV: 3-6] (51,215)
Charleston Southern (10) at South Carolina (72) [TV: 5-6] (70,698)
BYU (29) at Tennessee (26) (2 OT) [TV: 2-6] (92,475)
Texas A&M (10) at Clemson (24) [TV: 7] (81,500)
Vanderbilt (24) at Purdue (42) [TV: 12] (50,506)

September 14

Colorado State (34) at Arkansas (55) [TV: 5-6] (55,583)
Kent State (16) at Auburn (55) [TV: 3-6] (84,542)
Arkansas State (0) at Georgia (55) [TV: 3-6] (92,746)
*Florida (29) at Kentucky (21) [TV: 2-6] (63,076)
Northwestern State (14) at LSU (65) [TV: 5-6] (100,334)
SE Louisiana (29) at Ole Miss (40) [TV: 5-6] (45,238)
Kansas State (31) at Mississippi State (24) [TV: 2-6] (54,522)
SE Missouri State (0) at Missouri (50) [TV: 5-6] (56,620)
*Alabama (47) at South Carolina (23) [TV: 1] (81,954)
UT-Chattanooga (0) at Tennessee (45) [TV: 5-6] (86,208)
Lamar (3) at Texas A&M (62) [TV: 4-6] (97,195)

September 21

Southern Miss (7) at Alabama (49) [TV: 3-6] (101,821)
San Jose State (31) at Arkansas (24) [TV: 5-6] (56,058)
*Tennessee (3) at Florida (34) [TV: 2-6] (82,776)
Notre Dame (17) at Georgia (23) [TV: 1] (93,246)
California (28) at Ole Miss (20) [TV: 4-6] (46,850)
*Kentucky (13) at Mississippi State (28) [TV: 5-6] (54,556)

*South Carolina (14) at Missouri (34) [TV: 5-6] (52,012)

*Auburn (28) at Texas A&M (20) [TV: 1] (101,681)

*LSU (38) at Vanderbilt (66) [TV: 5-6] (32,048)

September 28

*Ole Miss (31) at Alabama (59) [TV: 1] (99,590)
*Texas A&M (31) vs. Arkansas (27) (Arlington) [TV: 2-6] (51,441)
*Mississippi State (23) at Auburn (56) [TV: 2-6] (87,451)
Towson (0) at Florida (38) [TV: 5-6] (79,126)
*Kentucky (7) at South Carolina (24) [TV: 5-6] (80,828)
Northern Illinois (18) at Vanderbilt (24) [TV: 5-6] (24,519)

October 5

*Auburn (13) at Florida (24) [TV: 1] (90,584)
Utah State (6) at LSU (42) [TV: 5-6] (100,266)
*Vanderbilt (6) at Ole Miss (31) [TV: 5-6] (47,601)
Troy (10) at Missouri (42) [TV: 5-6] (50,023)
*Georgia (43) at Tennessee (14) [TV: 2-6] (92,709)

October 12

*South Carolina (20) at Georgia (17) (2 OT) [TV: 2-6] (92,746)
*Arkansas (20) at Kentucky (24) [TV: 5-6] (57,060)
*Florida (28) at LSU (42) [TV: 2-6] (102,321)
*Ole Miss (27) at Missouri (38) [TV: 3-6] (62,621)
*Mississippi State (10) at Tennessee (20) [TV: 5-6] (85,462)
*Alabama (47) at Texas A&M (28) [TV: 1] (106,749)
UNLV (34) at Vanderbilt (10) [TV: 5-6] (20,048)

October 19

*Tennessee (13) at Alabama (35) [TV: 2-6] (101,821)
*Auburn (51) at Arkansas (10) [TV: 5-6] (54,619)
*Kentucky (0) at Georgia (21) [TV: 2-6] (92,746)
*Texas A&M (24) at Ole Miss (17) [TV: 5-6] (50,257)
*LSU (36) at Mississippi State (13) [TV: 1] (59,282)
*Florida (38) at South Carolina (27) [TV: 2-6] (78,883)
*Missouri (14) at Vanderbilt (21) [TV: 5-6] (23,900)

October 26

*Arkansas (7) at Alabama (48) [TV: 2-6] (100,233)
*Missouri (7) at Kentucky (29) [TV: 5-6] (48,446)
*Auburn (20) at LSU (23) [TV: 1] (102,160)
*South Carolina (21) at Tennessee (41) [TV: 5-6] (87,397)
*Mississippi State (30) at Texas A&M (49) [TV: 5-6] (102,025)

November 2

*Mississippi State (54) at Arkansas (24) [TV: 5-6] (52,256)
*Ole Miss (14) at Auburn (20) [TV: 2-6] (87,457)
*Georgia (24) vs. Florida (17) (Jacksonville) [TV: 1] (84,789)
*Vanderbilt (7) at South Carolina (24) [TV: 2-6] (71,945)
UAB (7) at Tennessee (30) [TV: 4-6] (85,791)
UT-San Antonio (14) at Texas A&M (45) [TV: 5-6] (100,635)

November 9

*LSU (46) at Alabama (41) [TV: 1] (101,821)
W. Kentucky (45) at Arkansas (19) [TV: 5-6] (42,985)
*Vanderbilt (0) at Florida (56) [TV: 2-6] (86,201)
*Missouri (0) at Georgia (27) [TV: 2-6] (92,746)
*Tennessee (17) at Kentucky (13) [TV: 5-6] (56,760)
New Mexico St. (3) at Ole Miss (41) [TV: 5-6] (45,973)
App. State (20) at South Carolina (15) [TV: 3-6] (80,849)

November 16

*Georgia (21) at Auburn (14) [TV: 1] (87,451)
*LSU (58) at Ole Miss (37) [TV: 2-6] (53,797)
*Alabama (38) at Mississippi State (7) [TV: 2-6] (57,607)
*Florida at Missouri [TV: 1] (57,280)
*South Carolina (6) at Texas A&M (30) [TV: 5-6] (104,957)
*Kentucky (38) at Vanderbilt (14) [TV: 5-6] (23,288)

November 23

W. Carolina (3) at Alabama (66) [TV: 2-6] (101,821)
Samford (0) at Auburn (52) [TV: 5-6] (80,692)
*Texas A&M (13) at Georgia (19) [TV: 1] (92,746)
UT-Martin (7) at Kentucky (50) [TV: 5-6] (41,495)
*Arkansas (20) at LSU (56) [TV: 2-6] (101,173)
Abilene Christian (7) at Mississippi State (45) [TV: 5-6] (54,638)
*Tennessee (24) at Missouri (20) [TV: 5-6] (49,348)
ETSU (0) at Vanderbilt (38) [TV: 5-6] (19,863)

November 28 (Thursday)

*Ole Miss (20) at Mississippi State (21) [TV: 2-6] (57,529)

November 29

*Missouri (24) at Arkansas (14) (Little Rock) [TV: 1] (33,961)

November 30

*Alabama (45) at Auburn (48) [TV: 1] (87,451)
Florida State (17) at Florida (40) [TV: 5-6] (89,409)
Georgia (52) at Georgia Tech (7) [TV: 7-6] (55,000)
Louisville (13) at Kentucky (45) [TV: 5-6] (48,336)
*Texas A&M (7) at LSU (50) [TV: 2-6] (102,218)
Clemson (38) at South Carolina (3) [TV: 2-6] (80,580)
*Vanderbilt (10) at Tennessee (28) [TV: 5-6] (87,367)

Dec. 7

Georgia (10) vs. LSU (37)
SEC Football Championship (Atlanta) [TV: 1] (74,150)

*SEC Game

Home team game time listed

SEC team game time listed if non-conference game.



2019 SEC FOOTBALL SCHEDULE

(Tentative and Subject to Change)



Date Team	Aug. 31	Sept. 7	Sept. 14	Sept. 21	Sept. 28	Oct. 5	Oct. 12	Oct. 19	Oct. 26	Nov. 2	Nov. 9	Nov. 16	Nov. 23	Nov. 30
ALABAMA	DUKE Atlanta	NEW MEXICO STATE Tuscaloosa	SOUTH CAROLINA Columbia	SOUTHERN MISS Tuscaloosa	OLE MISS Tuscaloosa		TEXAS A&M College Station	TENNESSEE Tuscaloosa	ARKANSAS Tuscaloosa		LSU Tuscaloosa	MISSISSIPPI STATE Starkville	WESTERN CAROLINA Tuscaloosa	AUBURN Auburn
ARKANSAS	PORTLAND STATE Fayetteville	OLE MISS Oxford	COLORADO STATE Fayetteville	SAN JOSE STATE Fayetteville	TEXAS A&M Arlington		KENTUCKY Lexington	AUBURN Fayetteville	ALABAMA Tuscaloosa	MISSISSIPPI STATE Fayetteville	WESTERN KENTUCKY Fayetteville		LSU Baton Rouge	MISSOURI Little Rock (Nov. 29)
AUBURN	OREGON Arlington	TULANE Auburn	KENT STATE Auburn	TEXAS A&M College Station	MISSISSIPPI STATE Auburn	FLORIDA Gainesville		ARKANSAS Fayetteville	LSU Baton Rouge	OLE MISS Auburn		GEORGIA Auburn	SAMFORD Auburn	ALABAMA Auburn
FLORIDA	MIAMI Orlando (Aug. 24)	UT MARTIN Gainesville	KENTUCKY Lexington	TENNESSEE Gainesville	TOWSON Gainesville	AUBURN Gainesville	LSU Baton Rouge	SOUTH CAROLINA Columbia		GEORGIA Jacksonville	VANDERBILT Gainesville	MISSOURI Columbia		FLORIDA STATE Gainesville
GEORGIA	VANDERBILT Nashville	MURRAYSTATE Athens	ARKANSAS STATE Athens	NOTRE DAME Athens		TENNESSEE Knoxville	SOUTH CAROLINA Athens	KENTUCKY Athens		FLORIDA Jacksonville	MISSOURI Athens	AUBURN Auburn	TEXAS A&M Athens	GEORGIA TECH Atlanta
KENTUCKY	TOLEDO Lexington	EASTERN MICHIGAN Lexington	FLORIDA Lexington	MISSISSIPPI STATE Starkville	SOUTH CAROLINA Columbia		ARKANSAS Lexington	GEORGIA Athens	MISSOURI Lexington		TENNESSEE Lexington	VANDERBILT Nashville	UT MARTIN Lexington	LOUISVILLE Lexington
LSU	GEORGIA SOUTHERN Baton Rouge	TEXAS Austin	NORTHWESTERN STATE Baton Rouge	VANDERBILT Nashville		UTAH STATE Baton Rouge	FLORIDA Baton Rouge	MISSISSIPPI STATE Starkville	AUBURN Baton Rouge		ALABAMA Tuscaloosa	OLE MISS Oxford	ARKANSAS Baton Rouge	TEXAS A&M Baton Rouge
OLE MISS	MEMPHIS Memphis	ARKANSAS Oxford	SOUTHEAST LOUISIANA Oxford	CALIFORNIA Oxford	ALABAMA Tuscaloosa	VANDERBILT Oxford	MISSOURI Columbia	TEXAS A&M Oxford		AUBURN Auburn	NEW MEXICO STATE Oxford	LSU Oxford		MISSISSIPPI STATE Starkville (Nov. 28)
MISSISSIPPI STATE	LOUISIANA- LAFAYETTE New Orleans	SOUTHERN MISS Starkville	KANSASSTATE Starkville	KENTUCKY Starkville	AUBURN Auburn		TENNESSEE Knoxville	LSU Starkville	TEXAS A&M College Station	ARKANSAS Fayetteville		ALABAMA Starkville	ABILENE CHRISTIAN Starkville	OLE MISS Starkville (Nov. 28)
MISSOURI	WYOMING Laramie	WESTVIRGINIA Columbia	SOUTHEAST MISSOURI Columbia	SOUTH CAROLINA Columbia, Mo.		TROY Columbia	OLE MISS Columbia	VANDERBILT Nashville	KENTUCKY Lexington		GEORGIA Athens	FLORIDA Columbia	TENNESSEE Columbia	ARKANSAS Little Rock (Nov. 29)
SOUTH CAROLINA	NORTH CAROLINA Charlotte	CHARLESTON SOUTHERN Columbia	ALABAMA Columbia	MISSOURI Columbia, Mo.	KENTUCKY Columbia		GEORGIA Athens	FLORIDA Columbia	TENNESSEE Knoxville	VANDERBILT Columbia	APPALACHIAN STATE Columbia	TEXAS A&M College Station		CLEMSON Columbia
TENNESSEE	GEORGIA STATE Knoxville	BYU Knoxville	CHATTAHOOGA Knoxville	FLORIDA Gainesville		GEORGIA Knoxville	MISSISSIPPI STATE Knoxville	ALABAMA Tuscaloosa	SOUTH CAROLINA Knoxville	UAB Knoxville	KENTUCKY Lexington		MISSOURI Columbia	VANDERBILT Knoxville
TEXAS A&M	TEXAS STATE College Station (Aug. 29)	CLEMSON Clemson	LAMAR College Station	AUBURN College Station	ARKANSAS Arlington, Texas		ALABAMA College Station	OLE MISS Oxford	MISSISSIPPI STATE College Station	UTSA College Station		SOUTH CAROLINA College Station	GEORGIA Athens	LSU Baton Rouge
VANDERBILT	GEORGIA Nashville	PURDUE West Lafayette		LSU Nashville	NORTHERN ILLINOIS Nashville	OLE MISS Oxford	UNLV Nashville	MISSOURI Nashville		SOUTH CAROLINA Columbia	FLORIDA Gainesville	KENTUCKY Nashville	ETSU Nashville	TENNESSEE Knoxville

2019 SEC CHAMPIONSHIP GAME • DECEMBER 7 • MERCEDES-BENZ STADIUM • ATLANTA, GA.

2019 SEC Football

SEC IN THE POLLS

Associated Press (Dec. 8)

No.	Team	Record	Points
1	LSU	13-0	1,535
2	Ohio State	13-0	1,488
3	Clemson	13-0	1,441
4	Oklahoma	12-1	1,364
5	GEORGIA	11-2	1,241
6	FLORIDA	10-2	1,167
7	Oregon	11-2	1,141
8	Baylor	11-2	1,039
T9	ALABAMA	10-2	1,011
T9	AUBURN	9-3	1,011
11	Wisconsin	10-3	944
12	Utah	11-2	909
13	Penn State	10-2	888
14	Notre Dame	10-2	709
15	Memphis	12-1	675
16	Minnesota	10-2	645
17	Michigan	9-3	597
18	Boise State	12-1	500
19	Iowa	9-3	494
20	Appalachian State	12-1	355
21	Navy	9-2	246
22	USC	9-3	231
23	Cincinnati	10-3	183
24	Air Force	10-2	97
25	Oklahoma State	8-4	70

Others (SEC Only): Texas A&M, 7.

USA Today Coaches' Poll (Dec. 8)

No.	Team	Record	Points
1	LSU(46)	13-0	1605
2	Ohio State (14)	13-0	1562
3	Clemson (5)	13-0	1513
4	Oklahoma	12-1	1430
5	GEORGIA	11-2	1294
6	Oregon	11-2	1189
7	FLORIDA	10-2	1172
8	Baylor	11-2	1161
9	ALABAMA	10-2	1092
10	Utah	11-2	1005
11	Wisconsin	10-3	988
12	Penn State	10-2	967
13	AUBURN	9-3	962
14	Notre Dame	10-2	771
15	Memphis	12-1	667
16	Minnesota	10-2	654
17	Michigan	9-3	592
18	Boise State	12-1	566
19	Iowa	9-3	485
20	Appalachian State	12-1	375
21	Navy	9-2	234
22	Cincinnati	10-3	233
23	Southern California	8-4	189
24	Air Force	10-2	151
25	Virginia	9-4	73

Others (SEC Only): Tennessee, 4; Kentucky, 3.

College Football Playoff Rankings (Final)

No.	Team	Record	Last
1	LSU	13-0	2
2	Ohio State	13-0	1
3	Clemson	13-0	3
4	Oklahoma	12-1	6
5	GEORGIA	11-2	4
6	Oregon	11-2	13
7	Baylor	11-2	7
8	Wisconsin	10-3	8
9	FLORIDA	10-2	9
10	Penn State	10-2	10
11	Utah	11-2	5
12	AUBURN	9-3	11
13	ALABAMA	10-2	12
14	Michigan	9-3	14
15	Notre Dame	10-2	15
16	Iowa	9-3	16
17	Memphis	12-1	17
18	Minnesota	10-2	18
19	Boise State	12-1	19
20	Appalachian State	12-1	21
21	Cincinnati	10-3	20
22	Southern California	8-4	22
23	Navy	9-2	24
24	Virginia	9-4	23
25	Oklahoma State	8-4	25



SEC Nation on The SEC Network

SEC Nation airs live on SEC Network 10 a.m. – noon ET every Saturday in the fall. Host Laura Rutledge navigates the Saturday morning conversations with college football analysts Tim Tebow, Marcus Spears and Paul Finebaum. The show delves into the storylines of Southeastern Conference football, the weekend's biggest matchups and more, including live reports, analysis and features surrounding the world of SEC football, as well as special appearances from hometown favorites throughout the season. Returning in 2019 is the SEC Nation demo field, as well as the weekly series "Nation Shorts," from the creators of "SEC Shorts." Marty Smith, co-host of SEC Network and ESPN Radio's Marty & McGee, will guest host for part of the 2019 season.

SEC Nation Schedule:

Date	Time (ET)	School/City
Sat, Aug. 24	5 p.m.	Florida/Orlando
		Camping World Kickoff
Sat., Aug. 31	10 a.m.	Vanderbilt/Nashville
		Georgia at Vanderbilt
Sat., Sept. 7	10 a.m.	Missouri/Columbia
		West Virginia at Missouri
Sat., Sept. 14	10 a.m.	Kentucky/Lexington
		Florida at Kentucky
Sat., Sept. 21	10 a.m.	Texas A&M/College Station
		Auburn at Texas A&M
Sat., Sept. 28	10 a.m.	Auburn/Auburn
		Mississippi State at Auburn
Sat., Oct. 5	10 a.m.	Knoxville/Tennessee
		Georgia at Tennessee
Sat., Oct. 12	10 a.m.	Athens/Georgia
		South Carolina at Georgia
Sat., Oct. 19	10 a.m.	Starkville/Mississippi State
		LSU at Mississippi State
Sat., Oct. 26	10 a.m.	Baton Rouge/LSU
		Auburn at LSU
Sat., Nov. 2	10 a.m.	Jacksonville
		Florida vs. Georgia
Sat., Nov. 9	10 a.m.	Tuscaloosa/Alabama
		LSU at Alabama
Sat., Nov. 16	10 a.m.	Oxford/Ole Miss
		LSU at Ole Miss
Sat., Nov. 23	10 a.m.	Athens/Georgia
		Texas A&M at Georgia
Sat., Nov. 30	10 a.m.	Auburn/Auburn
		Alabama at Auburn
Sat., Dec. 7	1 p.m.	Atlanta/SEC Championship
		Georgia vs. LSU



2019 SEC Football

SEC IN THE POLLS (AP / USA Today / CFP Ranking)

	ALA	ARK	AUB	UF	UGA	UK	LSU	UM	MSU	MU	USC	UT	A&M	VU
Preseason	2/2/-	-/-	16/16/-	8/8/-	3/3/-	-RV/-	6/6/-	-RV/-	RV/RV/-	RV/-/-	RV/RV/-	-RV/-	12/11/-	-/-
Week 1	2/2/-	-/-	10/13/-	11/10/-	3/3/-	-RV/-	6/6/-	-/-	RV/RV/-	-/-	-/-	-/-	12/11/-	-/-
Week 2	2/2/-	-/-	8/9/-	9/8/-	3/3/-	RV/RV/-	4/5/-	-/-	RV/23/-	-/-	-/-	-/-	16/15/-	-/-
Week 3	2/2/-	-/-	8/9/-	9/8/-	3/3/-	-RV/-	4/5/-	-/-	RV/RV/-	-/-	-/-	-/-	17/15	-/-
Week 4	2/2/-	-/-	7/7/-	9/8/-	3/3/-	-/-	4/5/-	-/-	RV/RV/-	RV/-/-	-/-	-/-	23/21/-	-/-
Week 5	1/1/-	-/-	7/7/-	10/8/-	3/3/-	-/-	5/6/-	-/-	-RV/-	RV/-/-	-/-	-/-	25/21	-/-
Week 6	1/1/-	-/-	12/12/-	7/7/-	3/3/-	-/-	5/6/-	-/-	-RV/-	RV/-/-	-/-	-/-	24/21/-	-/-
Week 7	1/1/-	-/-	11/11/-	9/9/-	10/10/-	-/-	2/3/-	-/-	-/-	22/-/-	RV/RV/-	-/-	RV/RV/-	-/-
Week 8	1/1/-	-/-	9/10/-	7/8/-	10/9/-	-/-	2/3/-	-/-	-/-	RV/-/-	-/-	-/-	RV/RV/-	-/-
Week 9	2/1/-	-/-	11/12/-	6/6/-	8/7/-	-/-	1/2/-	-/-	-/-	-/-	-/-	-/-	RV/RV/-	-/-
Week 10	2/1/-	-/-	12/12/-	10/11/-	6/6/-	-/-	1/2/-	-/-	-/-	-/-	-/-	-/-	RV/RV/-	-/-
Week 11	4/4/3	-/-	13/13/11	11/12/10	5/5/6	-/-	1/1/2	-/-	-/-	-/-	-/-	-/-	RV/RV/-	-/-
Week 12	5/5/5	-/-	16/16/12	10/10/11	4/4/4	-/-	1/1/1	-/-	-/-	-/-	-/-	-/-	24/24/-	-/-
Week 13	5/5/5	-/-	16/16/15	8/8/11	4/4/4	-/-	1/1/1	-/-	-/-	-/-	-/-	-/-	RV/RV/-	-/-
SECCG	9/9/5	-/-	11/12/15	7/7/11	4/4/4	-/-	1/1/2	-/-	-/-	-/-	-/-	-RV/-	-/-	-/-
Bowls	9/9/13	-/-	9/13/12	6/7/9	5/5/5	-RV/-	1/1/1	-/-	-/-	-/-	-/-	-RV/-	RV/-/-	-/-
FINAL														

SEC ATTENDANCE UPDATE

School	Stadium(s)	Capacity	Games	100%+	Total Att.	Average Att.	Pct. of Capacity
Alabama	Bryant-Denny Stadium	101,821	7	4	707,816	101,117	99.31
Arkansas	Donald W. Reynolds Razorback (Fayetteville)	72,000	6	-	322,556	53,759	74.67
	War Memorial (Little Rock)	54,120	1	-	33,961	33,961	62.75
Auburn	Pat Dye Field at Jordan-Hare Stadium	87,451	7	4	600,361	85,766	98.07
Florida	Steve Spurrier-Florida Field at Ben Hill Griffin Stadium	88,548	6	2	508,103	84,683	95.64
Georgia	Sanford Stadium	92,746	7	7	649,722	92,817	100.07
Kentucky	Kroger Field	61,000	8	1	425,023	53,128	87.09
LSU	Tiger Stadium	102,321	7	1	705,892	100,842	98.55
Ole Miss	Vaught-Hemingway/Hollingsworth Field	64,038	7	-	337,631	48,233	75.32
Mississippi State	Davis Wade Stadium at Scott Field	61,337	7	-	393,277	56,182	91.60
Missouri	Memorial Stadium / Faurot Field	62,621	7	1	379,119	54,160	86.49
South Carolina	Williams-Brice Stadium	80,250	7	3	545,737	77,962	97.15
Tennessee	Neyland Stadium/Shields-Watkins Field	102,455	8	-	703,002	87,875	85.77
Texas A&M	Kyle Field	102,733	7	1	711,258	101,608	98.91
Vanderbilt	Vanderbilt Stadium	40,350	7	1	185,016	26,431	65.50
TOTALS			99	26 (26%)	7,208,534	72,802	
Neutral Site Games	[Florida vs. Georgia, Jacksonville]		1	1		84,789	
	[Arkansas vs. Texas A&M, Arlington]		1	-		51,441	
	[SEC Championship Game, Atlanta]		1	1		74,150	
			102	28 (27%)			

SEC OVERTIME RECORDS

Team	Total	Pct.	vs. Non-SEC	Last Overtime Game
Alabama	6-8	.429	0-1	Alabama 26, Georgia 23 (1) (2018)
Arkansas	12-7	.632	2-1	Texas A&M 50, Arkansas 43 (1) (2017)
Auburn	8-7	.533	5-2	Arkansas 54, Auburn 46 (4) (2015)
Florida	5-3	.625	1-0	Florida 20, Florida Atlantic 14 (1) (2015)
Georgia	8-7	.533	5-3	South Carolina 20, Georgia 17 (2) (2019)
Kentucky	3-6	.333	1-2	Texas A&M 20, Kentucky 14 (1) (2018)
LSU	8-7	.533	1-0	Texas A&M 74, LSU 72 (7) (2018)
Ole Miss	6-9	.400	2-1	Vanderbilt 36, Ole Miss 29 (1) (2018)
Miss. State	5-5	.500	3-1	BYU 28, Mississippi State 21 (2) (2016)
Missouri	1-1	.500	0-0	S. Carolina 27, Missouri 24 (2) (2013)
South Carolina	3-4	.429	0-1	South Carolina 20, Georgia 17 (2) (2019)
Tennessee	14-7	.667	3-3	BYU 29, Tennessee 26 (2) (2019)
Texas A&M	7-0	1.000	1-0	Texas A&M 74, LSU 72 (7) (2018)
Vanderbilt	4-6	.400	2-2	Vanderbilt 36, Ole Miss 29 (1) (2018)
TOTALS			24-17 (.585)	

BREAKDOWN OF LENGTH OF OVERTIMES		
Number/OTs	Games	Last Game
7	3	Texas A&M 74, LSU 72 (7) (2018)
6	1	Tennessee 41, Arkansas 38 (2002)
5	1	Tennessee 51, Alabama 43 (2003)
4	4	Arkansas 54, Auburn 46 (4) (2015)
3	5	Florida 36, Kentucky 30 (2014)
2	18	South Carolina 20, Georgia 17 (2) (2019)
1	73	Vanderbilt 36, Ole Miss 29 (1) (2018)
NOTES:		
First Overtime Game: Nov. 16, 1996 at Auburn (Georgia 56, Auburn 49 - 4 OT)		
First Non-Conference Overtime Game: Aug. 30, 1997 at Oxford (Ole Miss 24, Central Florida 23)		
Longest Current Consecutive Win Streaks in Overtime Games: 7 (Texas A&M)		
Most Overtime Games in a Year: 12 (2014)		

SEC IN POST-SEASON BOWLS

BCS NATIONAL CHAMPIONSHIP GAME (9-1)

Jan. 4, 1999 - **Tennessee 23**, Florida State 16
 Jan. 4, 2004 - **LSU 21**, Oklahoma 14
 Jan. 8, 2007 - **Florida 41**, Ohio State 14 (at Glendale, Ariz.)
 Jan. 7, 2008 - **LSU 38**, Ohio State 24 (at New Orleans, La.)
 Jan. 8, 2009 - **Florida 24**, Oklahoma 14 (at Miami, Fla.)
 Jan. 7, 2010 - **Alabama 37**, Texas 21 (at Pasadena, Calif.)
 Jan. 10, 2011 - **Auburn 22**, Oregon 19 (at Glendale, Ariz.)
 Jan. 9, 2012 - **Alabama 21**, **LSU 0** (at New Orleans, La.)
 Jan. 7, 2013 - **Alabama 42**, Notre Dame (at Miami, Fla.)
 Jan. 6, 2014 - Florida State 34, **Auburn 31** (at Pasadena, Calif.)

COLLEGE FOOTBALL PLAYOFF (7-4)

Jan. 1, 2015 - Ohio State 42, **Alabama 35**
Allstate Sugar Bowl
 Dec. 31, 2015 - **Alabama 38**, Michigan State 0
Goodyear Cotton Bowl
 Jan. 11, 2016 - **Alabama 45**, Clemson 40
CFP National Championship Game
 December 31, 2016 - **Alabama 24**, Washington 7
Chick-fil-A Peach Bowl
 January 9, 2017 - Clemson 35, **Alabama 31**
CFP National Championship Game
 January 1, 2018 - **Georgia 54**, Oklahoma 48 [2 OT]
Rose Bowl presented by Northwestern Mutual
 January 1, 2018 - **Alabama 24**, Clemson 6
Allstate Sugar Bowl
 January 8 - **Alabama 26**, **Georgia 23** [OT]
CFP National Championship Game
 December 29 - **Alabama 45**, Oklahoma 34
Capital One Orange Bowl
 January 7 - **Clemson 44**, Alabama 16
CFP National Championship Game

CFP National Championship Game (2-3)

January 11, 2016 - **Alabama 45**, Clemson 40
 January 9, 2017 - Clemson 35, **Alabama 31**
 January 8, 2018 - **Alabama 26**, **Georgia 23** [OT]
 January 7, 2019 - **Clemson 44**, Alabama 16

BUFFALO WILD WINGS CITRUS BOWL (21-13-1)

Dec. 22, 1973 - Miami (OH) 16, **Florida 7**
 Dec. 21, 1974 - Miami (OH) 21, **Georgia 10**
 *Dec. 20, 1975 - Miami (OH) 20, **South Carolina 7**
 Dec. 22, 1979 - **LSU 34**, Wake Forest 10
 Dec. 20, 1980 - **Florida 35**, Maryland 20
 Dec. 18, 1982 - **Auburn 33**, Boston College 26
 Dec. 17, 1983 - **Tennessee 30**, Maryland 23
 Dec. 22, 1984 - **Georgia 17**, Florida State 17
 Jan. 1, 1987 - **Auburn 16**, Southern Cal 7
 Jan. 1, 1993 - **Georgia 21**, Ohio State 14
 Jan. 1, 1994 - Penn State 31, **Tennessee 13**
 Jan. 2, 1995 - **Alabama 24**, Ohio State 17
 Jan. 1, 1996 - **Tennessee 20**, Ohio State 14
 Jan. 1, 1997 - **Tennessee 48**, Northwestern 28
 Jan. 1, 1998 - **Florida 21**, Penn State 6
 Jan. 1, 1999 - Michigan 45, **Arkansas 31**
 Jan. 1, 2000 - Michigan State 37, **Florida 34**
 Jan. 1, 2001 - Michigan 31, **Auburn 28**
 Jan. 1, 2002 - **Tennessee 45**, Michigan 17
 Jan. 1, 2003 - **Auburn 13**, Penn State 7
 Jan. 1, 2004 - **Georgia 34**, Purdue 27 (OT)
 Jan. 1, 2005 - Iowa 30, **LSU 25**

Jan. 2, 2006 - West Virginia 38, **Georgia 35**
 Jan. 1, 2007 - Wisconsin 17, **Arkansas 14**
 Jan. 1, 2008 - Michigan 41, **Florida 35**
 Jan. 1, 2009 - **Georgia 24**, Michigan State 12
 Jan. 1, 2010 - Penn State 19, **LSU 17**
 Jan. 1, 2011 - **Alabama 49**, Michigan State 7
 Jan. 2, 2012 - **South Carolina 30**, Nebraska 13
 Jan. 1, 2013 - **Georgia 45**, Nebraska 31
 Jan. 1, 2014 - **South Carolina 34**, Wisconsin 24
 Jan. 1, 2015 - **Missouri 33**, Minnesota 17
 Jan. 1, 2016 - Michigan 41, **Florida 7**
 Dec. 31, 2016 - **LSU 29**, Louisville 9
 Jan. 1, 2018 - Notre Dame 21, **LSU 17**
 Jan. 1, 2019 - **Kentucky 27**, Penn State 23

OUTBACK BOWL (17-12)

Dec. 23, 1986 - Boston College 27, **Georgia 24**
 Jan. 2, 1988 - Michigan 28, **Alabama 24**
 Jan. 2, 1989 - Syracuse 23, **LSU 10**
 Jan. 1, 1990 - **Auburn 31**, Ohio State 14
 Jan. 1, 1993 - **Tennessee 38**, Boston College 23
 Jan. 1, 1996 - Penn State 43, **Auburn 14**
 Jan. 1, 1997 - **Alabama 17**, Michigan 14
 Jan. 1, 1998 - **Georgia 33**, Wisconsin 6
 Jan. 1, 1999 - Penn State 26, **Kentucky 14**
 Jan. 1, 2000 - **Georgia 28**, Purdue 25 [OT]
 Jan. 1, 2001 - **South Carolina 24**, Ohio State 7
 Jan. 1, 2002 - **South Carolina 31**, Ohio State 28
 Jan. 1, 2003 - Michigan 38, **Florida 30**
 Jan. 1, 2004 - Iowa 37, **Florida 17**
 Jan. 1, 2005 - **Georgia 24**, Wisconsin 21
 Jan. 2, 2006 - **Florida 31**, Iowa 24
 Jan. 1, 2007 - Penn State 20, **Tennessee 10**
 Jan. 1, 2008 - **Tennessee 21**, Wisconsin 17
 Jan. 1, 2009 - Iowa 31, **South Carolina 10**
 Jan. 1, 2010 - **Auburn 38**, Northwestern 35 (OT)
 Jan. 1, 2011 - **Florida 37**, Penn State 24
 Jan. 2, 2012 - Michigan State 33, **Georgia 30** (OT)
 Jan. 1, 2013 - **South Carolina 33**, Michigan 28
 Jan. 1, 2014 - **LSU 21**, Iowa 14
 Jan. 1, 2015 - Wisconsin 34, **Auburn 31** (OT)
 Jan. 1, 2016 - **Tennessee 45**, Northwestern 6
 Jan. 2, 2017 - **Florida 30**, Iowa 3
 Jan. 1, 2018 - **South Carolina 26**, Michigan 19
 Jan. 1, 2019 - Iowa 27, **Mississippi State 22**

CHICK-FIL-A PEACH BOWL (20-17)

Dec. 30, 1968 - **LSU 31**, Florida State 27
 *Dec. 30, 1969 - West Virginia 14, **South Carolina 3**
 Dec. 30, 1971 - **Ole Miss 41**, Georgia Tech 18
 Dec. 28, 1973 - **Georgia 17**, Maryland 16
 Dec. 28, 1974 - **Vanderbilt 6**, Texas A&M 6
 Dec. 31, 1976 - **Kentucky 21**, North Carolina 0
 Dec. 31, 1981 - West Virginia 26, **Florida 6**
 Dec. 31, 1982 - Iowa 28, **Tennessee 22**
 Jan. 2, 1988 - **Tennessee 27**, Indiana 22
 Dec. 30, 1989 - Syracuse 19, **Georgia 18**
 Dec. 29, 1990 - **Auburn 27**, Indiana 23
 Jan. 2, 1993 - North Carolina 21, **Miss. State 17**
 Dec. 31, 1993 - Clemson 14, **Kentucky 13**
 Jan. 1, 1995 - N.C. State 28, **Miss. State 24**
 Dec. 30, 1995 - Virginia 34, **Georgia 27**
 Dec. 28, 1996 - **LSU 10**, Clemson 7

Jan. 2, 1998 - **Auburn 21**, Clemson 17
 Dec. 31, 1998 - **Georgia 35**, Virginia 33
 Dec. 30, 1999 - **Miss. State 17**, Clemson 7
 Dec. 29, 2000 - **LSU 28**, Georgia Tech 14
 Dec. 31, 2001 - North Carolina 16, **Auburn 10**
 Dec. 31, 2002 - Maryland 30, **Tennessee 3**
 Jan. 2, 2004 - Clemson 27, **Tennessee 14**
 Dec. 31, 2004 - Miami (Fla.) 27, **Florida 10**
 Dec. 30, 2005 - **LSU 40**, Miami (Fla.) 3
 Dec. 30, 2006 - **Georgia 31**, Virginia Tech 24
 Dec. 31, 2007 - **Auburn 23**, Clemson 20
 Dec. 31, 2008 - **LSU 38**, Georgia Tech 3
 Dec. 31, 2009 - Virginia Tech 37, **Tennessee 14**
 Dec. 31, 2010 - Florida State 26, **South Carolina 17**
 Dec. 31, 2011 - **Auburn 43**, Virginia 24
 Dec. 31, 2012 - Clemson 25, **LSU 24**
 Dec. 31, 2013 - **Texas A&M 52**, Duke 48
 Dec. 31, 2014 - TCU 42, **Ole Miss 3**
 Dec. 31, 2016 - **Alabama 24**, Washington 7
 Jan. 1, 2018 - UCF 34, **Auburn 27**
 Dec. 29, 2018 - **Florida 41**, Michigan 15

AUTOZONE LIBERTY BOWL (19-9)

Dec. 19, 1959 - Penn State 7, **Alabama 0**
 Dec. 21, 1963 - **Mississippi State 16**, N.C. State 12
 Dec. 18, 1965 - **Ole Miss 13**, **Auburn 7**
 Dec. 16, 1967 - N.C. State 14, **Georgia 7**
 Dec. 14, 1968 - **Ole Miss 34**, Virginia Tech 17
 Dec. 13, 1969 - Colorado 47, **Alabama 33**
 Dec. 20, 1971 - **Tennessee 14**, Arkansas 13
 Dec. 16, 1974 - **Tennessee 7**, Maryland 3
 Dec. 20, 1976 - **Alabama 36**, UCLA 6
 Dec. 23, 1978 - Missouri 20, **LSU 15**
 Dec. 29, 1982 - **Alabama 21**, Illinois 15
 Dec. 27, 1984 - **Auburn 21**, Arkansas 15
 Dec. 27, 1985 - Baylor 21, **LSU 7**
 Dec. 29, 1986 - **Tennessee 21**, Minnesota 14
 Dec. 29, 1987 - **Georgia 20**, Arkansas 17
 Dec. 28, 1989 - **Ole Miss 42**, Air Force 29
 Dec. 29, 1991 - Air Force 38, **Mississippi State 15**
 Dec. 31, 1992 - **Ole Miss 13**, Air Force 0
 Dec. 29, 2006 - **South Carolina 44**, Houston 36
 Dec. 29, 2007 - **Mississippi State 10**, Central Florida 3
 Jan. 2, 2009 - **Kentucky 25**, East Carolina 19
 Jan. 2, 2010 - **Arkansas 20**, East Carolina 17 (OT)
 Dec. 31, 2010 - Central Florida 10, **Georgia 6**
 Dec. 31, 2011 - Cincinnati 31, **Vanderbilt 24**
 Dec. 31, 2013 - **Mississippi State 44**, Rice 7
 Dec. 29, 2014 - **Texas A&M 45**, West Virginia 37
 Jan. 2, 2016 - **Arkansas 45**, Kansas State 23
 Dec. 30, 2016 - **Georgia 31**, TCU 23
 Dec. 31, 2018 - Oklahoma State 38, **Missouri 33**

FRANKLIN AMERICAN MORTGAGE MUSIC CITY (9-11)

Dec. 29, 1998 - Virginia Tech 38, **Alabama 7**
 Dec. 29, 1999 - Syracuse 20, **Kentucky 13**
 Dec. 28, 2000 - West Virginia 49, **Ole Miss 38**
 Dec. 28, 2001 - Boston College 20, **Georgia 16**
 Dec. 30, 2002 - Minnesota 29, **Arkansas 14**
 Dec. 31, 2003 - **Auburn 28**, Wisconsin 14
 Dec. 31, 2004 - Minnesota 20, **Alabama 16**
 Dec. 29, 2006 - **Kentucky 28**, Clemson 20
 Dec. 31, 2007 - **Kentucky 35**, Florida State 28
 Dec. 31, 2008 - **Vanderbilt 16**, Boston College 14

SEC IN POST-SEASON BOWLS

Dec. 27, 2009 - Clemson 21, **Kentucky 13**
 Dec. 30, 2010 - North Carolina 30, **Tennessee 27** (OT)
 Dec. 30, 2011 - **Mississippi State 23**, Wake Forest 17
 Dec. 31, 2012 - **Vanderbilt 38**, N.C. State 24
 Dec. 30, 2013 - **Ole Miss 25**, Georgia Tech 17
 Dec. 30, 2014 - Notre Dame 31, **LSU 28**
 Dec. 30, 2015 - Louisville 27, **Texas A&M 21**
 Dec. 30, 2016 - **Tennessee 38**, Nebraska 24
 Dec. 29, 2017 - Northwestern 24, **Kentucky 23**
 Dec. 28, 2018 - **Auburn 63**, Purdue 14

INDEPENDENCE BOWL (13-4)

Dec. 10, 1983 - Air Force 9, **Ole Miss 3**
 Dec. 20, 1986 - **Ole Miss 20**, Texas Tech 17
 *Dec. 29, 1991 - **Georgia 24**, Arkansas 15
 Dec. 29, 1995 - **LSU 45**, Michigan State 26
 Dec. 31, 1996 - **Auburn 32**, Army 29
 Dec. 28, 1997 - **LSU 27**, Notre Dame 9
 Dec. 31, 1998 - **Ole Miss 35**, Texas Tech 18
 Dec. 31, 1999 - **Ole Miss 27**, Oklahoma 25
 Dec. 31, 2000 - **Miss. State 43**, Texas A&M 41 [OT]
 Dec. 27, 2001 - **Alabama 14**, Iowa State 13
 Dec. 27, 2002 - **Ole Miss 27**, Nebraska 23
 Dec. 31, 2003 - **Arkansas 27**, Missouri 14
 Dec. 30, 2005 - Missouri 38, **South Carolina 31**
 Dec. 28, 2006 - Oklahoma State 34, **Alabama 31**
 Dec. 30, 2007 - **Alabama 30**, Colorado 24
 Dec. 28, 2009 - **Georgia 44**, Texas A&M 20
 Dec. 27, 2014 - **South Carolina 24**, Miami 21
 Dec. 26, 2016 - N.C. State 41, **Vanderbilt 17**

TAXSLAYER GATOR BOWL (26-17)

Jan. 1, 1946 - Wake Forest 26, **South Carolina 14**
 Jan. 1, 1948 - **Georgia 20**, Maryland 20
 Jan. 1, 1953 - **Florida 14**, Tulsa 13
 Jan. 1, 1954 - Texas Tech 35, **Auburn 13**
 Dec. 31, 1954 - **Auburn 33**, Baylor 13
 Dec. 31, 1955 - **Vanderbilt 25**, Auburn 13
 Dec. 28, 1957 - **Tennessee 3**, Texas A&M 0
 Dec. 27, 1958 - **Ole Miss 7**, Florida 3
 Jan. 2, 1960 - **Arkansas 14**, Georgia Tech 7
 Dec. 31, 1960 - **Florida 13**, Baylor 12
 Dec. 29, 1962 - **Florida 17**, Penn State 7
 Dec. 31, 1966 - **Tennessee 18**, Syracuse 12
 Dec. 28, 1968 - Missouri 35, **Alabama 10**
 Dec. 27, 1969 - **Florida 14**, Tennessee 13
 Jan. 2, 1971 - **Auburn 35**, Ole Miss 28
 Dec. 31, 1971 - **Georgia 7**, North Carolina 3
 Dec. 30, 1972 - **Auburn 24**, Colorado 3
 Dec. 29, 1973 - Texas Tech 28, **Tennessee 19**
 Dec. 30, 1974 - **Auburn 27**, Texas 3
 Dec. 29, 1975 - Maryland 13, **Florida 0**
 Dec. 29, 1980 - Pittsburgh 37, **South Carolina 9**
 Dec. 28, 1981 - North Carolina 31, **Arkansas 27**

Dec. 30, 1983 - **Florida 14**, Iowa 6
 Dec. 28, 1984 - Oklahoma State 21, **South Carolina 14**
 Dec. 31, 1987 - **LSU 30**, South Carolina 13
 Jan. 1, 1989 - **Georgia 34**, Michigan State 27
 Jan. 1, 1991 - Michigan 35, **Ole Miss 3**
 Dec. 31, 1992 - **Florida 27**, N.C. State 10
 Dec. 31, 1993 - **Alabama 24**, North Carolina 10
 Dec. 30, 1994 - **Tennessee 45**, Virginia Tech 23
 Jan. 1, 2011 - **Mississippi State 52**, Michigan 14
 Jan. 2, 2012 - **Florida 24**, Ohio State 17
 Jan. 1, 2013 - Northwestern 34, **Mississippi State 20**
 Jan. 1, 2014 - Nebraska 24, **Georgia 19**
 Jan. 2, 2015 - **Tennessee 45**, Iowa 28
 Jan. 2, 2015 - **Georgia 24**, Penn State 17
 Dec. 31, 2016 - Georgia Tech 33, **Kentucky 18**
 Dec. 30, 2017 - **Mississippi State 31**, Louisville 27
 Dec. 31, 2018 - **Texas A&M 52**, N.C. State 13

SUGAR BOWL (30-33)

Jan. 1, 1936 - TCU 3, **LSU 2**
 Jan. 1, 1937 - Santa Clara 21, **LSU 14**
 Jan. 1, 1938 - Santa Clara 6, **LSU 0**
 Jan. 1, 1941 - Boston College 19, **Tennessee 13**
 Jan. 1, 1943 - **Tennessee 14**, Tulsa 7
 Jan. 1, 1945 - Duke 29, **Alabama 26**
 Jan. 1, 1947 - **Georgia 20**, North Carolina 10
 Jan. 1, 1948 - Texas 27, **Alabama 7**
 Jan. 2, 1950 - Oklahoma 35, **LSU 0**
 Jan. 1, 1951 - **Kentucky 13**, Oklahoma 7
 Jan. 1, 1952 - Maryland 28, **Tennessee 13**
 Jan. 1, 1953 - Georgia Tech 24, **Ole Miss 7**
 Jan. 1, 1955 - Navy 21, **Ole Miss 0**
 Jan. 1, 1957 - Baylor 13, **Tennessee 7**
 Jan. 1, 1958 - **Ole Miss 39**, Texas 7
 Jan. 1, 1959 - **LSU 7**, Clemson 0
 Jan. 1, 1960 - **Ole Miss 21**, LSU 0
 Jan. 2, 1961 - **Ole Miss 14**, Rice 6
 Jan. 1, 1962 - **Alabama 10**, Arkansas 3
 Jan. 1, 1963 - **Ole Miss 17**, Arkansas 13
 Jan. 1, 1964 - **Alabama 12**, Ole Miss 7
 Jan. 1, 1965 - **LSU 13**, Syracuse 10
 Jan. 1, 1966 - Missouri 20, **Florida 18**
 Jan. 2, 1967 - **Alabama 34**, Nebraska 7
 Jan. 1, 1968 - **LSU 20**, Wyoming 13
 Jan. 1, 1969 - **Arkansas 16**, Georgia 2
 Jan. 1, 1970 - **Ole Miss 27**, Arkansas 22
 Jan. 1, 1971 - **Tennessee 34**, Air Force 13
 Jan. 1, 1972 - Oklahoma 40, **Auburn 22**
 Dec. 31, 1973 - Notre Dame 24, **Alabama 23**
 Dec. 31, 1974 - Nebraska 13, **Florida 10**
 Dec. 31, 1975 - **Alabama 13**, Penn State 6
 Jan. 1, 1977 - Pittsburgh 27, **Georgia 3**
 Jan. 2, 1978 - **Alabama 35**, Ohio State 6
 Jan. 1, 1979 - **Alabama 14**, Penn State 7

Jan. 1, 1980 - **Alabama 24**, Arkansas 9
 Jan. 1, 1981 - **Georgia 17**, Notre Dame 10
 Jan. 1, 1982 - Pittsburgh 24, **Georgia 20**
 Jan. 1, 1983 - Penn State 27, **Georgia 23**
 Jan. 2, 1984 - **Auburn 9**, Michigan 7
 Jan. 1, 1985 - Nebraska 28, **LSU 10**
 Jan. 1, 1986 - **Tennessee 35**, Miami 7
 Jan. 1, 1987 - Nebraska 30, **LSU 15**
 Jan. 1, 1988 - **Auburn 16**, Syracuse 16
 Jan. 2, 1989 - Florida State 13, **Auburn 7**
 Jan. 1, 1990 - Miami 33, **Alabama 25**
 Jan. 1, 1991 - **Tennessee 23**, Virginia 22 (19-22)
 Jan. 1, 1992 - Notre Dame 39, **Florida 28**
 Jan. 1, 1993 - **Alabama 34**, Miami 13
 Jan. 1, 1994 - **Florida 41**, West Virginia 7
 Jan. 2, 1995 - Florida State 23, **Florida 17**
 Jan. 2, 1997 - **Florida 52**, Florida State 20
 Jan. 2, 2001 - Miami (Fla.) 37, **Florida 20**
 Jan. 1, 2002 - **LSU 47**, Illinois 34
 Jan. 1, 2003 - **Georgia 26**, Florida State 13
 Jan. 4, 2004 - **LSU 21**, Oklahoma 14
 Jan. 3, 2005 - **Auburn 16**, Virginia Tech 13
 Jan. 3, 2006 - **LSU 41**, Notre Dame 14
 Jan. 1, 2008 - **Georgia 41**, Hawaii 10
 Jan. 2, 2009 - Utah 31, **Alabama 17**
 Jan. 1, 2010 - **Florida 51**, Cincinnati 24
 Jan. 4, 2011 - Ohio State 31, **Arkansas 26**
 Jan. 2, 2013 - Louisville 33, **Florida 23**
 Jan. 2, 2014 - Oklahoma 45, **Alabama 31**
 Jan. 1, 2015 - Ohio State 42, **Alabama 35**
 Jan. 1, 2016 - **Ole Miss 48**, Oklahoma State 20
 Jan. 2, 2017 - Oklahoma 35, **Auburn 19**
 Jan. 1, 2018 - **Alabama 24**, Clemson 6
 Jan. 1, 2019 - Texas 28, **Georgia 21**

BIRMINGHAM BOWL (4-3)

Jan. 2, 2010 - Connecticut 20, **South Carolina 7**
 Jan. 8, 2011 - Pittsburgh 27, **Kentucky 10**
 Jan. 5, 2013 - **Ole Miss 38**, Pittsburgh 17
 Jan. 4, 2014 - **Vanderbilt 41**, Houston 24
 Jan. 3, 2015 - **Florida 28**, East Carolina 20
 Dec. 30, 2015 - **Auburn 31**, Memphis 10
 Dec. 29, 2016 - USF 46, **South Carolina 39** (OT)

SEC IN POST-SEASON BOWLS

BELK BOWL (2-3)

Dec. 30, 2014 - **Georgia 37**, Louisville 14
 Dec. 30, 2015 - **Mississippi State 51**, N.C. State 28
 Dec. 29, 2016 - Virginia Tech 35, **Arkansas 24**
 Dec. 29, 2017 - Wake Forest 55, **Texas A&M 52**
 Dec. 29, 2018 - Virginia 28, **South Carolina 0**

TEXAS BOWL (2-3)

Dec. 29, 2014 - **Arkansas 31**, Texas 7
 Dec. 29, 2015 - **LSU 56**, Texas Tech 27
 Dec. 28, 2016 - Kansas State 33, **Texas A&M 28**
 Dec. 27, 2017 - Texas 33, **Missouri 16**
 Dec. 27, 2018 - Baylor 45, **Vanderbilt 38**

ORANGE BOWL (15-15)

Jan. 1, 1936 - Catholic University 20, **Ole Miss 19**
 Jan. 1, 1937 - Duquesne 13, **Mississippi State 12**
 Jan. 1, 1938 - **Auburn 6**, Michigan State 0
 Jan. 2, 1939 - **Tennessee 17**, Oklahoma 0
 Jan. 1, 1941 - **Mississippi State 14**, Georgetown 7
 Jan. 1, 1942 - **Georgia 40**, TCU 26
 Jan. 1, 1943 - **Alabama 37**, Boston College 21
 Jan. 1, 1944 - **LSU 19**, Texas A&M 14
 Jan. 1, 1947 - Rice 8, **Tennessee 0**
 Jan. 1, 1949 - Texas 41, **Georgia 28**
 Jan. 2, 1950 - Santa Clara 21, **Kentucky 13**
 Jan. 1, 1953 - **Alabama 61**, Syracuse 6
 Jan. 1, 1960 - **Georgia 14**, Missouri 0
 Jan. 1, 1962 - **LSU 25**, Colorado 7
 Jan. 1, 1963 - **Alabama 17**, Oklahoma 0
 Jan. 1, 1964 - Nebraska 13, **Auburn 7**
 Jan. 1, 1965 - Texas 21, **Alabama 17**
 Jan. 1, 1966 - **Alabama 39**, Nebraska 28
 Jan. 2, 1967 - **Florida 27**, Georgia Tech 12
 Jan. 1, 1968 - Oklahoma 26, **Tennessee 24**
 Jan. 1, 1971 - Nebraska 17, **LSU 12**
 Jan. 1, 1972 - Nebraska 38, **Alabama 12**
 Jan. 1, 1974 - Penn State 16, **LSU 9**
 Jan. 1, 1975 - Notre Dame 13, **Alabama 11**
 Jan. 1, 1983 - Nebraska 21, **LSU 20**
 Jan. 2, 1998 - Nebraska 42, **Tennessee 17**
 Jan. 2, 1999 - **Florida 31**, Syracuse 10
 Jan. 2, 2002 - **Florida 56**, Maryland 23
 Dec. 31, 2014 - Georgia Tech 49, **Mississippi State 34**
 Dec. 29, 2018 - **Alabama 45**, Oklahoma 34

ROSE BOWL (4-3)

Jan. 1, 1935 - **Alabama 29**, Stanford 13
 Jan. 1, 1938 - California 13, **Alabama 0**
 Jan. 1, 1940 - Southern Cal 14, **Tennessee 0**
 Jan. 1, 1943 - **Georgia 9**, UCLA 0
 Jan. 1, 1945 - Southern Cal 25, **Tennessee 0**
 Jan. 1, 1946 - **Alabama 34**, Southern Cal 14
 Jan. 1, 2018 - **Georgia 54**, Oklahoma 48 [2 OT]

SEC SENDS NINE TO POSTSEASON BOWLS, INCLUDING THREE TO NEW YEAR'S SIX

Nine Southeastern Conference football teams learned their post-season bowl destinations on Sunday, December 8, including No. 1-ranked LSU which will play No. 4 Oklahoma in the Peach Bowl on December 28 in a semifinal game for the College Football Playoff.

The College Football Playoff committee first selected teams for the national semifinal games, the Chick-fil-A Peach Bowl and the PlayStation Fiesta Bowl. The committee later announced the participants in the Allstate Sugar Bowl, Rose Bowl Game presented by Northwestern Mutual, Capital One Orange Bowl and Goodyear Cotton Bowl.

Georgia will play in the Allstate Sugar Bowl on January 1 against Baylor. In the contracted New Year's Day game between the SEC and Big 12, the SEC places its conference champion in the Sugar Bowl, or the SEC team that is highest ranked in the CFP standings who is not otherwise selected for the CFP Semifinals.

In another CFP New Year's Six Game involving the SEC, Florida will play Virginia in the Capital One Orange Bowl.

Next, the VRBO Citrus Bowl selected Alabama from the SEC to play Michigan.

This marks the sixth year the conference has assigned league schools to an "SEC Bowl Pool" that includes the Academy Sports + Outdoors Texas Bowl in Houston, the Franklin American Mortgage Music City Bowl in Nashville, the Belk Bowl in Charlotte, the AutoZone Liberty Bowl in Memphis, the TaxSlayer Gator Bowl in Jacksonville and the Outback Bowl in Tampa.

Texas A&M will play a Big 12 opponent in the Academy Sports + Outdoors Texas Bowl, Mississippi State will play a Big Ten opponent in the Franklin American Mortgage Music City Bowl, Kentucky will play an ACC opponent in the Belk Bowl, Tennessee will play an ACC opponent in the TaxSlayer Gator Bowl and Auburn will play a Big Ten opponent in the Outback Bowl.

"The SEC Bowl Pool participants are determined after conversations with bowl partners and discussions with school personnel in order to create a lineup of compelling bowl games for our teams and their fans," said SEC Commissioner Greg Sankey. "This process, as approved by the institutions of the SEC, provides an opportunity to create intriguing matchups and varying assignments to help prevent repetitive postseason destinations."

Most Bowl Appearances – Single Season

1. 12 – SEC, 2014, 2016
2. 11 – SEC, 2018
11 – ACC, 2013, 2014, 2016, 2018
3. 10 – SEC, 2009, 2010, 2013, 2015
10 – ACC, 2008, 2017
10 – Big Ten, 2011, 2014, 2015, 2016
10 – Pac-12, 2015
6. 9 – SEC, 2000, 2006, 2007, 2011, 2012, 2017
9 – ACC, 2010, 2015
9 – Big 12, 2012
9 – Pac 12, 2013, 2017
9 – Big Ten, 2018
9 – Conference USA, 2017

Most Bowl Wins – Single Season

1. 9 – SEC, 2015 (9-2)
9 – ACC, 2016 (9-3)
3. 7 – SEC, 2007 (7-2); 2013 (7-3); 2014 (7-5)
7 – Big Ten, 2017 (7-1)

SEC IN POST-SEASON BOWLS

SEC IN THE BOWLS

BOWL APPEARANCES

(Following 2018 Bowl Season)

		<u>2018 Bowl</u>
1. ALABAMA	67	Orange
2. Texas	55	
3. GEORGIA	54	Sugar
Southern California	54	
5. Nebraska	53	
6. TENNESSEE	52	
Oklahoma	52	
8. LSU	50	Fiesta
Ohio State	50	
10. Penn State	49	
11. Michigan	48	
12. Florida State	47	
Georgia Tech	47	
14. FLORIDA	44	
15. AUBURN	43	Music City
16. ARKANSAS	42	
Clemson	41	
18. TEXAS A&M	40	Gator
Miami (Fla.)	40	
20. Texas Tech	39	
22. Washington	38	
Notre Dame	38	
West Virginia	38	
25. OLE MISS	37	
UCLA	37	

BOWL VICTORIES

1. ALABAMA	40
2. Southern California	34
3. GEORGIA	31
4. Oklahoma	29
Penn State	29
6. TENNESSEE	28
Florida State	28
Texas	28
9. LSU	26
9. Nebraska	26
11. AUBURN	24
OLE MISS	24
Georgia Tech	24
14. FLORIDA	23
Ohio State	23
16. Michigan	21
Clemson	21
18. Miami (Fla.)	19
19. TEXAS A&M	18
Notre Dame	18
Oklahoma State	18
22. Washington	17
N.C. State	17
24. UCLA	16
25. ARKANSAS	15
West Virginia	15

SEC COACHES' BOWL RECORDS

Below is a recap of how each of the current SEC coaches have fared in previous post-season bowl games (alphabetical by school):

<u>Coach</u>	<u>G</u>	<u>W-L-T</u>	<u>Pct.</u>
Nick Saban, Alabama	24	14-10-0	.583
Gus Malzahn, Auburn	6	2-4-0	.286
Dan Mullen, Florida	7	6-2-0	.750
Kirby Smart, Georgia	4	2-2-0	.500
Mark Stoops, Kentucky	3	1-2-0	.333
Ed Orgeron, LSU	3	2-1-0	.667
Joe Moorhead, Miss. State	1	0-1-0	.000
Will Muschamp, South Carolina	6	3-3-0	.500
Jeremy Pruitt, Tennessee	0	0-0-0	.000
Jimbo Fisher, Texas A&M	8	6-2-0	.750
Derek Mason, Vanderbilt	2	0-2-0	.000

SEC COMPOSITE BOWL RECORD

<u>School</u>	<u>W-L-T</u>	<u>Pct.</u>
Alabama	40-26-3	.601
Arkansas	15-24-3	.393
Auburn	24-17-2	.581
Florida	23-21-0	.523
Georgia	31-21-3	.591
Kentucky	9-9-0	.500
LSU	26-23-1	.530
Ole Miss	24-13-0	.649
Mississippi State	13-9-0	.545
Missouri	15-18-0	.455
South Carolina	9-14-0	.391
Tennessee	28-24-0	.538
Texas A&M	18-22-0	.450
Vanderbilt	4-6-1	.409
OVERALL	279-246-13	.531

LAST APPEARANCE IN BOWL GAMES

Alabama	2019 CFP Champ Game
Arkansas	2016 Belk
Auburn	2018 Music City
Florida	2018 Chick-fil-A
Georgia	2019 Sugar
Kentucky	2019 Citrus
LSU	2019 Fiesta
Ole Miss	2016 Sugar
Mississippi State	2019 Outback
Missouri	2018 Liberty
South Carolina	2018 Belk
Tennessee	2016 Music City
Texas A&M	2018 Gator
Vanderbilt	2018 Texas

SEC TOPS NATION IN BOWL APPEARANCES

The schools that currently comprise the SEC have appeared in 464 bowls (as of 2018-19 bowls). That is by far the most of any conference in the nation. Below is a look at how the various conferences have fared in bowl games in its history (using 2018 conference alignments):

<u>Conference</u>	<u>Bowls</u>	<u>W-L-T</u>	<u>Pct.</u>
SEC	464	245-206-13	.542
Sun Belt	46	24-22-0	.522
Pac-12	335	172-157-6	.522
ACC	375	191-179-5	.516
Conference USA	175	85-86-2	.497
Big 12	310	151-155-4	.494
Mountain West	147	69-75-3	.480
Big Ten	360	170-188-3	.476
American	167	78-87-2	.473
Mid-American	101	36-66-0	.356

SEC vs. OTHER CONFERENCES IN BOWL GAMES

(Using 2018 conference alignments)

<u>Conference</u>	<u>Bowls</u>	<u>W-L-T</u>	<u>Pct.</u>
Western Athletic	1	1-0-0	1.000
Conference USA	24	19-5-0	.792
Big Ten	99	62-37	.626
Pac-12	24	13-8-3	.619
ACC	102	58-42-2	.578
Mountain West	14	8-6-0	.571
Big 12	118	58-57-3	.504
American	32	13-18-1	.422
Mid-American	3	1-2-0	.333

SEC YEAR-BY-YEAR IN POST-SEASON BOWLS

(Since 1992)

<u>Year</u>	<u>Teams</u>	<u>W-L</u>	<u>Pct.</u>
2018	11	6-6	.500
2017	9	5-6	.455
2016	12	6-7	.462
2015	10	9-2	.818
2014	12	7-5	.583
2013	10	7-3	.700
2012	9	6-3	.667
2011	9	6-3	.667
2010	10	5-5	.500
2009	10	6-4	.600
2008	8	6-2	.750
2007	9	7-2	.778
2006	9	6-3	.667
2005	6	3-3	.500
2004	6	3-3	.500
2003	7	5-2	.714
2002	7	3-4	.429
2001	8	5-3	.625
2000	9	4-5	.444
1999	8	4-4	.500
1998	8	4-4	.500
1997	6	5-1	.833
1996	5	5-0	1.000
1995	6	2-4	.333
1994	5	3-2	.600
1993	4	2-2	.500
1992	6	5-1	.833

SEC BOWL RECORDS (INDIVIDUAL) (Top three unless otherwise indicated/# - NCAA Record)

TOTAL OFFENSE

Most Plays

68 - Hines Ward, Georgia vs. Virginia (1995 Peach)
67 - Casey Clausen, Tennessee vs. Clemson (2004 Peach)
66 - Dak Prescott, Mississippi State vs. Georgia Tech (2014 Orange)

Most Total Yards

533 - Tim Tebow, Florida vs. Cincinnati (2010 Sugar)
516 - Johnny Manziel, Texas A&M vs. Oklahoma (2013 Cotton)
500 - Dak Prescott, Mississippi State vs. Georgia Tech (2014 Orange)

Highest Average Per Play

18.7 - Ke'Shawn Vaughn, Vanderbilt vs. Baylor (2018 Texas Bowl)
16.5 - Sony Michel, Georgia vs. Oklahoma (2018 Rose Bowl)

Most Touchdowns Responsible For

5 - Jarrett Stidham, Auburn vs. Purdue (2018 Music City)
5 - Kyle Allen, Texas A&M vs. West Virginia (2014 Liberty)
5 - Johnny Manziel, Texas A&M vs. Duke (2013 Chick-fil-A)
5 - Dak Prescott, Mississippi State vs. Rice (2013 Liberty)
5 - Aaron Murray, Georgia vs. Nebraska (2013 Capital One)
5 - Casey Clausen, Tennessee vs. Michigan (2002 Citrus)

RUSHING

Most Attempts

43 - Fred Taylor, Florida vs. Penn State (1998 Citrus)
39 - Errict Rhett, Florida vs. N.C. State (1992 Gator)
37 - Ronnie Brown, Auburn vs. Penn State (2003 Capital One)

Most Net Yards

266 - Nick Chubb, Georgia vs. Louisville (2014 Belk)
250 - Chuck Webb, Tennessee vs. Arkansas (1990 Cotton)
243 - Ke'Shawn Vaughn, Vanderbilt vs. Baylor (2018 Music City)
236 - Trayveon Williams, Texas A&M vs. N.C. State (2018 Gator)
234 - Kevin Faulk, LSU vs. Michigan State (1995 Independence)
234 - Fred Taylor, Florida vs. Penn State (1998 Citrus)

Highest Average per Rush

18.7 - Ke'Shawn Vaughn, Vanderbilt vs. Baylor (2018 Texas Bowl) [13-243]
16.5 - Sony Michel, Georgia vs. Oklahoma (2018 Rose Bowl) [11-181]
16.0 - I'Tavius Mathers, Ole Miss vs. Pitt (2013 BBVA Compass) [6 for 96]
15.2 - Travin Dural, LSU vs. Notre Dame (2014 Music City) [4 for 61]

Most Rushing Touchdowns

4 - Domanick Davis, LSU vs. Illinois (2002 Sugar)
4 - Leonard Fournette, LSU vs. Texas Tech (2015 Texas)

All-Purpose Rushing Yards

#359 - Sherman Williams, Alabama vs. Ohio State (1995 Citrus)
267 - Jameon Lewis, Mississippi State vs. Rice (2013 Liberty)
266 - Nick Chubb, Georgia vs. Louisville (2014 Belk)

PASSING

Most Attempts

63 - Nick Starkel, Texas A&M vs. Wake Forest (2017 Belk)
59 - Hines Ward, Georgia vs. Virginia (1995 Peach)
58 - Shane Matthews, Florida vs. Notre Dame (1992 Sugar)

Most Completions

42 - Nick Starkel, Texas A&M vs. Wake Forest (2017 Belk)
38 - Whit Taylor, Vanderbilt vs. Air Force (1982 Hall of Fame)
33 - David Smith, Alabama vs. Army (1988 Sun)
33 - Dak Prescott, Mississippi State vs. Georgia Tech (2014 Orange)

Most Consecutive Completions

#19 - Mike Bobo, Georgia vs. Wisconsin (1998 Outback)
13 - Jeff Francis, Tennessee vs. Indiana (1988 Peach)
12 - Tim Tebow, Florida vs. Cincinnati (2010 Sugar)

Most Net Yards

499 - Nick Starkel, Texas A&M vs. Wake Forest (2017 Belk)
482 - Tim Tebow, Florida vs. Cincinnati (2010 Sugar)
453 - Dak Prescott, Mississippi State vs. Georgia Tech (2014 Orange)

Most Touchdown Passes Thrown

5 - Aaron Murray, Georgia vs. Nebraska (2013 Capital One)
5 - Jarrett Stidham, Auburn vs. Purdue (2018 Music City)
4 - Peyton Manning, Tennessee vs. Northwestern (1997 Citrus)
4 - Rex Grossman, Florida vs. Maryland (2002 Orange)
4 - Kyle Allen, Texas A&M vs. West Virginia (2014 Liberty)
4 - Dak Prescott, Mississippi State vs. N.C. State (2015 Belk)
4 - Chad Kelly, Ole Miss vs. Oklahoma State (2016 Sugar)
4 - Nick Starkel, Texas A&M vs. Wake Forest (2017 Belk)

Highest Completion Percentage

#.929 (26-28) - Mike Bobo, Georgia vs. Wisconsin (1998 Outback)
.889 (24-27) - Tua Tagovailoa, Alabama vs. Oklahoma (2018 Orange)
.886 (31-35) - Tim Tebow, Florida vs. Cincinnati (2010 Sugar)
.880 (22-25) - Connor Shaw, South Carolina vs. Wisconsin (2014 Capital One)

RECEIVING

Most Receptions

#20 - Norman Jordan, Vanderbilt vs. Air Force (1982 Hall of Fame)
14 - Josh Reed, LSU vs. Illinois (2002 Sugar)
14 - Deebo Samuel, South Carolina vs. USF (2016 Birmingham)

Most Yards

239 - Josh Reed, LSU vs. Illinois (2002 Sugar)
220 - Jameon Lewis, Mississippi State vs. Rice (2013 Liberty)
208 - O.J. Howard, Alabama vs. Clemson (2016 CFP National Championship)
205 - Tavarres King, Georgia vs. Michigan State (2012 Outback)

Highest Average per Reception

68.0 (2-136) - Chris Conley, Georgia vs. Nebraska (2013 Capital One)
53.3 (3-160) - Darius Slayton, Auburn vs. Purdue (2018 Music City)
49.8 (4-199) - Peerless Price, Tennessee vs. Florida State (1999 Fiesta)
43.0 (2-86) - Derrick Dillon, LSU vs. UCF (2019 Fiesta)
41.6 (5-208) - O.J. Howard, Alabama vs. Clemson (2016 CFP National Championship)

Most TD Receptions

3 - Eight Times [Most Recent: Darius Slayton, Auburn vs. Purdue, 2018 Music City]

SCORING

Most Points

30 - Leonard Fournette, LSU vs. Texas Tech (2015 Texas)
24 - Domanick Davis, LSU vs. Illinois (2002 Sugar)
24 - Sony Michel, Georgia vs. Oklahoma (2018 Rose)
19 - Bobby Luna, Alabama vs. Syracuse (1953 Orange) [2 TD, 7 PAT]

Most Touchdowns

5 - Leonard Fournette, LSU vs. Texas Tech (2015 Texas)
4 - Domanick Davis, LSU vs. Illinois (2002 Sugar)

KICKING

Most Field Goals Made

#5 - Tim Rogers, Mississippi State vs. N.C. State (1995 Peach)
#5 - Arden Czyzewski, Florida vs. Notre Dame (1992 Sugar)
#5 - Jeremy Shelley, Alabama vs. LSU (2012 BCS Championship)
4 - Marshall Morgan, Georgia vs. Nebraska (2014 Gator)
4 - Billy Bennett, Georgia vs. Florida State (2003 Sugar)
4 - Kanon Parkman, Georgia vs. Virginia (1995 Peach)
4 - Tim Davis, Alabama vs. Ole Miss (1964 Sugar)
4 - Cole Tracy, LSU vs. UCF (2019 Fiesta)

Most Points by a Kicker

16 - Tim Rogers, Mississippi State vs. N.C. State (1995 Peach) [5 FG, 1 PAT]
16 - Arden Czyzewski, Florida vs. Notre Dame (1992 Sugar) [5 FG, 1 PAT]
16 - Cole Tracy, LSU vs. UCF (2019 Fiesta) [4 FG, 4 PAT]
15 - Jeremy Shelley, Alabama vs. LSU (2012 BCS Championship) [5 FGs]

PUNTING

Highest Average per Punt (min. 4 punts)

55.0 - JK Scott (Alabama) vs. Ohio State (2015 Sugar) [7-385]
54.0 - Johnny Townsend (Florida) vs. Michigan (2016 Citrus) [4-216]
52.3 - Chris Hogue, Tennessee vs. Nebraska (1998 Orange) [6-314]
50.0 - Dana Moore, Mississippi State vs. Nebraska (1980 Sun) [5-250]

RETURN YARDAGE

Most Kickoff Return Yards

196 - Kenyan Drake, Alabama vs. Clemson (2016 CFP National Championship)
174 - Noah Igbinoghene, Auburn vs. UCF (2018 Peach Bowl)
146 - Sherman Williams, Alabama vs. Miami (1993 Sugar)

Most Punt Return Yards

108 - Freddie Milons, Alabama vs. Michigan (2000 Orange)
106 - Marshay Green, Ole Miss vs. Oklahoma State (2010 Cotton)
95 - Sherman Williams, Alabama vs. Miami (1993 Sugar)

DEFENSE

Most Interceptions

3 - Bud McClinton, Auburn vs. Arizona (1968 Sun)
3 - Tommy Luke, Ole Miss vs. Texas (1966 Bluebonnet)
3 - Ray Brown, Ole Miss vs. Texas (1958 Sugar)
3 - Mark McLaurin, Mississippi State vs. Louisville (2017 TaxSlayer Bowl)

Most Total Tackles

#31 - Lee Roy Jordan, Alabama vs. Oklahoma (1963 Orange)
20 - Carl Zander, Tennessee vs. Maryland (1984 Sun)
19 - Kevin Minter, LSU vs. Clemson (2012 Chick-Fil-A)

Most Sacks

4.5 - Reggie McKenzie, Tennessee vs. Maryland (1984 Sun)
3 - 10 Times [Most Recent: Josh Allen, Kentucky vs. Penn State (2019 Citrus)]

Most Pass Deflections

4 - Five Players [Most Recent: Chris Cummings, LSU vs. Notre Dame, 1997 Independence]

SEC BOWL RECORDS (TEAM) [Top three unless otherwise indicated/# - NCAA Records]

TOTAL OFFENSE

Most Plays

97 - LSU vs. Illinois (2002 Sugar)
 95 - Georgia vs. Virginia (1995 Peach)
 95 - LSU vs. Texas (2003 Cotton)

Most Plays, Both Teams

191 - Texas A&M (94) vs. Wake Forest (97) (2017 Belk)
 187 - Missouri (91) vs. Oklahoma State (96) (2014 Cotton)
 171 - Auburn (82) vs. Arizona (89) (1968 Sun)
 169 - Tennessee (77) vs. Purdue (92) (1979 Bluebonnet)

Most Yards

659 - Florida vs. Maryland (2002 Orange)
 659 - Florida vs. Cincinnati (2010 Sugar)
 638 - LSU vs. Texas Tech (2015 Texas)
 637 - Missouri vs. Oklahoma State (2018 Liberty)
 633 - Texas A&M vs. Oklahoma (2013 Cotton)

Most Yards, Both Teams

1,260 - Texas A&M (614) vs. Wake Forest (660) (2017 Belk)
 1,202 - Texas A&M (541) vs. Duke (661) (2013 Chick-fil-A)
 1,182 - Mississippi State (605) vs. Georgia Tech (577) (2014 Orange)
 1,139 - Missouri (637) vs. Oklahoma State (502) (2018 Liberty)
 1,048 - Ole Miss (333) vs. Michigan (715) (1991 Gator)

Highest Average per Play

10.3 (62-638) - LSU vs. Texas Tech (2015 Texas)
 9.6 (66-633) - Texas A&M vs. Oklahoma (2013 Cotton)
 9.2 (62-573) - Vanderbilt vs. Baylor (2018 Texas)
 9.4 (70-659) - Florida vs. Cincinnati (2010 Sugar)
 9.0 (60-541) - Texas A&M vs. N.C. State (2018 Gator)
 8.9 (74-659) - Florida vs. Maryland (2002 Orange)
 8.4 (68-569) - Arkansas vs. Kansas State (2015 Liberty Bowl)
 8.4 (52-436) LSU vs. Notre Dame (2014 Music City)

RUSHING

Most Attempts

68 - Mississippi State vs. North Carolina (1974 Sun)

Most Attempts, Both Teams

#122 - Mississippi State (68) vs. North Carolina (54) (1974 Sun)
 116 - Alabama (46) vs. Colorado (70) (1969 Liberty)
 113 - Auburn (42) vs. Missouri (71) (1973 Sun)

Most Net Yards

455 - Mississippi State vs. North Carolina (1974 Sun)
 423 - Auburn vs. Baylor (1954 Gator)

Most Net Yards, Both Teams

732 - Mississippi State (455) vs. North Carolina (277) (1974 Sun)
 681 - Tennessee (320) vs. Arkansas (361) (1990 Cotton)
 628 - Alabama (155) vs. Colorado (473) (1969 Liberty)

Highest Rushing Average

12.0 (24-287) - Vanderbilt vs. Bayloe (2018 Texas)
 11.8 (34-401) - Texas A&M vs. N.C. State (2018 Gator)
 10.5 (31-326) - Texas A&M vs. Oklahoma (2013 Cotton)

PASSING

Most Attempts

63 - Texas A&M vs. Wake Forest (2017 Belk)
 59 - Georgia vs. Virginia (1995 Peach)
 58 - Florida vs. Notre Dame (1992 Sugar)

Most Attempts, Both Teams

112 - Texas A&M (63) vs. Wake Forest (49) (2017 Belk)
 111 - Auburn (33) vs. Northwestern (78) (OT) (2010 Outback)
 101 - Missouri (44) vs. Oklahoma State (57) (2014 Cotton)
 100 - Kentucky (50) vs. Florida State (50) (2007 Music City)

Most Completions

42 - Texas A&M vs. Wake Forest (2017 Belk)
 38 - Vanderbilt vs. Air Force (1982 Hall of Fame)
 33 - Alabama vs. Army (1988 John Hancock)
 33 - Florida vs. Maryland (2002 Orange)
 33 - Mississippi State vs. Georgia Tech (2014 Orange)

Most Completions, Both Teams

74 - Texas A&M (42) vs. Wake Forest (32) (2017 Belk)
 67 - Auburn (20) vs. Northwestern (47) (OT) (2010 Outback)
 59 - Texas A&M (30) vs. Duke (29) (2013 Chick-fil-A)

Most Yards

499 - Texas A&M vs. Wake Forest (2017 Belk)
 482 - Florida vs. Cincinnati (2010 Sugar)
 456 - Florida vs. Maryland (2002 Orange)

Most Yards, Both Teams

899 - Texas A&M (499) vs. Wake Forest (400) (2017 Belk)
 809 - Texas A&M (382) vs. Duke (427) (2013 Chick-fil-A)
 774 - Florida (449) vs. Florida State (325) (1995 Sugar)

Highest Completion Percentage

.900 (9-10) - Ole Miss vs. Air Force (1992 Liberty)
 .897 (26-29) - Georgia vs. Wisconsin (1998 Outback)
 .885 (23-26) - South Carolina vs. Wisconsin (2014 Capital One)

SCORING

Most Touchdowns

9 - Alabama vs. Syracuse (1953 Orange)
 9 - Auburn vs. Purdue (2018 Music City)
 8 - LSU vs. Texas Tech (2015 Texas)
 8 - Florida vs. Maryland (2002 Orange)
 7 - LSU vs. Illinois (2002 Sugar)
 7 - Florida vs. Cincinnati (2010 Sugar)
 7 - Mississippi State vs. N.C. State (2015 Belk)
 7 - Texas A&M vs. Wake Forest (2017 Belk)
 7 - Georgia vs. Oklahoma (2017 Belk)
 7 - Texas A&M vs. N.C. State (2018 Gator)

Most Touchdowns, Both Teams

14 - Texas A&M (7) vs. Wake Forest (7) (2017 Belk)
 13 - Georgia (7) vs. Oklahoma (6) (2018 Rose)
 12 - Texas A&M (6) vs. Duke (6) (2013 Chick-fil-A)
 12 - LSU (7) vs. Illinois (5) (2002 Sugar)
 12 - LSU (8) vs. Texas Tech (4) (2015 Texas)
 11 - 19 times, last Auburn (7) vs. Purdie (2) (2018 Music City)

Most Field Goals

#5 - Mississippi State vs. N.C. State (1995 Peach)
 #5 - Florida vs. Notre Dame (1992 Sugar)
 #5 - Alabama vs. LSU (2012 BCS Championship)
 4 - Georgia vs. Nebraska (2014 Gator)
 4 - Alabama vs. Ole Miss (1964 Sugar)
 4 - Georgia vs. Virginia (1995 Peach)
 4 - Georgia vs. Florida State (2003 Sugar)
 4 - LSU vs. Miami, Fla. (2006 Peach)
 4 - LSU vs. UCF (2019 Fiesta)

Most Field Goals, Both Teams

#7 - Mississippi State (5) vs. N.C. State (2) (1995 Peach)
 6 - Georgia (4) vs. Virginia (2), (1995 Peach)
 6 - Florida (5) vs. Notre Dame (1) (1992 Sugar)
 6 - Auburn (3) vs. Syracuse (3) (1988 Sugar)
 6 - Tennessee (1) vs. Maryland (5) (1983 Citrus)

Most Points Scored

63 - Auburn vs. Purdie (2018 Music City)
 61 - Alabama vs. Syracuse (1953 Orange)
 56 - LSU vs. Texas Tech (2015 Texas)
 56 - Florida vs. Maryland (2002 Orange)
 54 - Georgia vs. Oklahoma (2018 Rose)
 52 - Texas A&M vs. Duke (2013 Chick-fil-A)
 52 - Florida vs. Florida State (1997 Sugar)
 52 - Texas A&M vs. Wake Forest (2017 Belk)
 52 - Texas A&M vs. N.C. State (2018 Gator)

Most Points Scored, Both Teams

107 - Texas A&M (52) vs. Wake Forest (55) (2017 Belk)
 102 - Georgia (54) vs. Oklahoma (48) (2018 Rose)
 100 - Texas A&M (52) vs. Duke (48) (2013 Chick-fil-A)
 87 - Ole Miss (38) vs. West Virginia (49) (2000 Music City)

SEC BOWL RECORDS (TEAM) [Top three unless otherwise indicated/# - NCAA Records]
--

MISCELLANEOUS RECORDS

Most First Downs

33 - Mississippi State vs. Georgia Tech (2015 Orange)
 32 - LSU vs. Illinois (2002 Sugar)
 32 - Tennessee vs. Texas A&M (2005 Cotton)
 32 - Texas A&M vs. Wake Forest (2017 Belk)
 32 - LSU vs. UCF (2019 Fiesta)

Most Punts

16 - Alabama vs. Texas A&M (1942 Cotton)
 15 - Tennessee vs. Rice (1947 Orange)
 14 - LSU vs. Santa Clara (1938 Sugar)

Highest Punting Average

55.0 (7-385) - Alabama vs. Ohio State (2015 Sugar)
 54.0 (4-216) - Florida vs. Michigan (2016 Citrus)
 52.3 (6-314) - Tennessee vs. Nebraska (1998 Orange)

Most Fumbles

#11 - Ole Miss vs. Alabama (1964 Sugar)
 7 - Five Times

Most Fumbles Lost

#6 - Ole Miss vs. Alabama (1964 Sugar) (11 fumbles)
 5 - Georgia vs. Stanford (1978 Bluebonnet) (6 fumbles)
 5 - Auburn vs. Texas (1974 Gator) (7 fumbles)
 5 - Georgia vs. Arkansas (1969 Sugar) (7 fumbles)
 5 - Auburn vs. Vanderbilt (1955 Gator) (5 fumbles)

Most Penalties

#21 - Mississippi State vs. Clemson (1999 Peach)
 18 - Alabama vs. Michigan (2000 Orange)

Most Yards Penalized

188 - Mississippi State vs. Clemson (1999 Peach)
 140 - Auburn vs. Northwestern (2010 Outback)
 145 - LSU vs. UCF (2019 Fiesta)
 132 - Alabama vs. Michigan (2000 Orange)

Fewest Rushing Yards Allowed

-48 - Alabama vs. Michigan State (28 attempts) (2011 Capital One)

Largest Deficit Overcome to Win

25 - Georgia (28) vs. Purdue (25) (2000 Outback) (UGA trailed 25-0 in 2nd quarter)

SEC vs. NON-CONFERENCE TEAMS

2019 SEC NON-CONFERENCE RECORD [42-14]

(Includes Bowl Games)

Conference	2019 App.	W-L	Pct.	Since 1995*
American	2	1-1	.000	37-35 (.514) #
Atlantic Coast	8	5-3	.625	120-85 (.585)
Big Ten	1	0-1	-	58-39 (.598)
Big 12	3	2-1	.667	54-40-1 (.574)
Conference USA	5	4-1	.800	160-29 (.847)
Mid-American	4	4-0	1.000	73-6 (.924)
Mountain West	5	2-3	.400	27-11 (.711)
Pac-12	2	1-1	.500	24-17 (.585)
Sun Belt	7	5-2	.714	171-12 (.934)
Western Athletic	0	0-0	-	50-7 (.877)
FBS Independent	4	3-1	.750	65-21 (.756)
Non-FBS	15	15-0	1.000	200-4 (.980)

*-using alignment during year played.

- formerly BIG EAST.

SEC NON-CONFERENCE RECORD (Since 1992)

Year	Regular Season				Bowls
	App.	W-L	Pct.		
1992	36	27-9	.750		5-1
1993	36	28-7-1	.792		2-2
1994	36	27-8-1	.764		3-2
1995	36	29-7	.806		2-4
1996	36	27-9	.750		5-0
1997	36	32-4	.889		5-1
1998	36	27-9	.750		4-4
1999	36	28-8	.778		4-4
2000	36	27-9	.750		4-5
2001	36	29-7	.806		5-3
2002	49	37-12	.755		3-4
2003	46	31-15	.674		5-2
2004	36	25-11	.694		3-3
2005	36	27-9	.750		3-3
2006	48	41-7	.854		6-3
2007	48	40-8	.825		7-2
2008	48	37-11	.771		6-2
2009	48	42-6	.875		6-4
2010	48	41-7	.854		5-5
2011	48	42-6	.875		5-2
2012	56	48-8	.857		6-3
2013	56	47-9	.839		7-3
2014	55	48-7	.863		7-5
2015	55	45-10	.815		9-2
2016	54	42-12	.778		6-7
2017	55	45-10	.818		5-6
2018	56	50-6	.893		6-6
2019	56	42-14	.750		
TOTALS	1258	1,011-245-2	.804		140-95 (.596)
TOTAL w/ BOWLS	1502	1,155-345-2	.770		

Non-Conference Records (Does not include bowl games)

School	SINCE 1933					SINCE 2000					Current Streak
	Games	Won	Lost	Tied	Pct.	Games	Won	Lost	Tied	Pct.	
Alabama	343	276	61	6	.813	76	65	11	0	.855	W44
Arkansas	100	78	22	0	.780	76	63	13	0	.829	L2
Auburn	346	263	75	8	.772	76	64	12	0	.842	W10
Florida	369	253	107	9	.698	74	58	16	0	.784	W8
Georgia	397	294	89	14	.758	76	68	8	0	.895	W12
Kentucky	355	245	102	9	.703	76	58	18	0	.763	W8
LSU	376	285	80	11	.773	74	70	4	0	.946	W8
Ole Miss	364	266	90	8	.742	76	57	19	0	.750	W1
Mississippi State	338	246	84	8	.740	76	56	20	0	.737	W1
Missouri	32	26	6	0	.813	32	26	6	0	.813	W3
South Carolina	100	72	28	0	.720	76	59	17	0	.776	L2
Tennessee	379	299	71	9	.801	76	62	14	0	.816	W2
Texas A&M	32	29	3	0	.906	32	29	3	0	.906	W2
Vanderbilt	339	207	123	9	.624	76	49	27	0	.645	W1
TOTALS	3870	2839	941	91	.745	972	784	188	0	.807	---

STATE OF THE SEC

Record Last Five Years (2015-Current)

	W-L	Pct.	Bowls	SECCG App.	SEC Champ	National Champ	AP Top 25
Alabama	65-6	.915	5	3	3	2	4
Georgia	53-15	.779	5	3	1	0	2
LSU	49-14	.778	5	1	1	0	4
Florida	43-20	.683	5	2	0	0	3
Auburn	42-23	.646	5	1	0	0	2
Texas A&M	39-25	.609	5	0	0	0	1
Mississippi State	38-26	.594	5	0	0	0	1
Kentucky	36-27	.571	5	0	0	0	1
Tennessee	34-28	.548	3	0	0	0	2
Ole Miss	29-31	.483	1	0	0	0	1
Missouri	29-33	.468	2	0	0	0	0
South Carolina	29-34	.460	3	0	0	0	0
Vanderbilt	24-38	.387	2	0	0	0	0
Arkansas	23-38	.377	2	0	0	0	0

Record Last 10 Years (2010-Current)

	W-L	Pct.	Bowls	SECCG App.	SEC Champ	National Champ	AP Top 25
Alabama	122-15	.891	10	5	5	4	9
LSU	101-28	.783	10	2	2	0	8
Georgia	99-36	.733	10	5	1	0	5
Auburn	87-44	.664	9	3	2	1	5
Texas A&M	83-46	.643	10	0	0	0	3
Florida	80-46	.635	8	2	0	0	4
South Carolina	77-52	.597	8	1	0	0	4
Missouri	84-57	.596	7	2	0	0	2
Mississippi State	76-52	.594	10	0	0	0	3
Tennessee	62-62	.500	5	0	0	0	2
Ole Miss	59-64	.480	4	0	0	0	2
Arkansas	58-66	.468	5	0	0	0	2
Kentucky	56-68	.452	5	0	0	0	1
Vanderbilt	53-72	.424	5	0	0	0	2

SHUTOUTS IN THE SEC SINCE 1992

Which defenses in the SEC have posted the most shutouts since 1992:

Team	Total	Last
Alabama	34	11/3/18 vs. LSU (29-0)
Arkansas	9	10/20/17 vs. Tulsa (23-0)
Auburn	17	11/23/19 vs. Samford (52-0)
Georgia	17	11/9/19 vs. Missouri (27-0)
Florida	15	11/9/19 vs. Vanderbilt (56-0)
Kentucky	5	9/5/09 vs. Miami, Ohio (42-0)
LSU	20	9/8/18 vs. Southeastern Louisiana (31-0)
Ole Miss	13	11/8/14 vs. Presbyterian (48-0)
Mississippi State	10	9/2/17 vs. Charleston Southern (49-0)
Missouri	11	9/14/19 vs. SE Missouri State (50-0)
South Carolina	7	8/28/08 vs. N.C. State (34-0)
Tennessee	20	9/14/19 vs. Chattanooga (45-0)
Texas A&M	11	9/10/16 vs. Prairie View A&M (67-0)
Vanderbilt	5	11/23/19 vs. ETSU (38-0)

CURRENT CONSECUTIVE GAMES WITHOUT BEING SHUTOUT

Southeastern Conference	Gms	Last Time Shutout
1. *Florida	395	Oct. 29, 1988 (lost to Auburn, 16-0)
2. Georgia	314	Sept. 30, 1995 (lost to Alabama, 31-0)
3. Alabama	252	Nov. 18, 2000 (lost to Auburn, 9-0)
4. Auburn	90	Nov. 24, 2012 (lost to Alabama, 49-0)
5. Texas A&M	67	Oct. 18, 2014 (lost to Alabama, 59-0)
6. Ole Miss	62	Nov. 22, 2014 (lost to Arkansas, 30-0)
7. Tennessee	30	Sept. 30, 2017 (lost to Georgia, 41-0)
8. LSU	16	Nov. 3, 2018 (lost to Alabama, 29-0)
9. Mississippi State	14	Nov. 10, 2018 (lost to Alabama, 24-0)
T10. South Carolina	12	Dec. 29, 2018 (lost to Virginia 28-0)
T10. Arkansas	12	Nov. 23, 2018 (lost to Missouri, 38-0)
12. Kentucky	5	Oct. 19, 2019 (lost to Georgia, 21-0)
T13. Missouri	3	Nov. 9, 2019 (lost to Georgia, 27-0)
T13. Vanderbilt	3	Nov. 9, 2019 (lost to Florida, 56-0)

* - Longest streak in NCAA FBS history.

SEC STATISTICAL TRENDS

Below are some statistical trends in the SEC since conference expansion in 1992 through the 2018 season (Averages per Game Only):

Category	1992	1993	1994	1995	1996	1997	1998	1999	2000	2001	2002	2003	2004	2005	2006	2007	2008	2009	2010	2011	2012	2013	2014	2015	2016	2017	2018
Scoring Offense	21.7	24.7	26.3	27.1	24.6	25.7	25.9	24.9	26.4	27.7	25.6	27.3	25.0	24.1	25.4	30.3	25.6	28.4	31.0	27.3	30.4	31.7	31.5	28.4	29.8	29.8	32.16
Total Offense	335.1	367.2	366.9	376.7	344.7	372.6	376.4	349.5	364.8	399.2	360.4	376.9	368.9	348.3	351.6	385.9	342.9	378.6	400.2	355.0	402.4	432.5	417.7	399.6	422.2	400.2	425.08
Rushing Offense	167.4	169.8	165.1	153.7	144.7	137.9	144.0	127.7	140.9	154.1	163.9	157.8	166.6	141.4	140.5	168.4	147.1	175.8	175.2	161.1	168.4	197.0	189.0	177.1	198.3	181.6	186.29
Passing Offense	167.7	197.4	201.8	223.0	200.0	234.7	232.4	221.8	223.9	245.1	196.5	219.1	202.3	206.9	211.1	217.5	195.8	202.8	225.0	193.9	234.0	235.5	228.7	222.4	224.0	218.6	238.80
Percent Run	49.9%	46.2%	44.9%	40.8%	41.9%	37.0%	38.3%	36.5%	38.6%	38.6%	45.5%	41.9%	45.2%	40.6%	39.9%	43.6%	42.9%	46.4%	43.8%	45.4%	41.8%	45.5%	45.2%	44.3%	47.0%	45.4%	43.8%
Percent Pass	50.1%	53.8%	55.1%	59.2%	58.1%	63.0%	61.7%	63.5%	61.4%	61.4%	54.5%	58.1%	54.8%	59.4%	60.1%	56.8%	57.1%	53.6%	56.2%	54.6%	58.2%	54.5%	54.8%	55.7%	53.0%	54.6%	56.2%
Scoring Defense	18.8	19.6	21.7	22.5	20.9	21.2	22.3	21.0	22.2	23.7	21.2	22.5	21.2	20.7	19.4	23.8	20.5	20.8	23.7	20.7	23.0	24.8	23.4	21.9	24.8	25.1	23.5
Total Defense	315.1	329.9	340.9	349.0	320.3	339.1	349.5	322.4	337.1	372.5	329.2	346.6	336.9	327.6	315.0	352.9	309.4	328.7	350.3	320.7	361.3	379.8	370.3	358.1	393.1	366.3	365.3
Rushing Defense	145.8	146.1	151.4	141.6	131.7	121.6	132.9	107.3	128.8	140.7	143.1	137.7	149.5	131.7	128.4	147.4	122.3	140.7	141.2	143.8	140.2	161.0	157.7	151.0	174.8	162.9	148.1
Passing Defense	169.3	183.8	189.5	207.4	188.6	217.5	216.6	215.1	208.3	231.8	186.1	208.9	187.4	195.9	186.6	205.5	187.1	188.0	209.1	176.9	221.2	218.7	212.6	207.1	218.4	203.5	217.2
Percent Run	46.3%	44.3%	44.4%	40.6%	41.1%	35.9%	38.0%	33.3%	38.2%	37.8%	43.5%	39.7%	44.4%	40.2%	40.8%	41.8%	39.5%	42.8%	40.3%	44.8%	38.7%	42.4%	42.6%	42.3%	44.5%	44.5%	40.5%
Percent Pass	53.7%	55.7%	55.6%	59.4%	58.9%	64.1%	62.0%	66.7%	61.8%	62.2%	56.5%	60.3%	55.6%	58.8%	59.2%	58.2%	60.5%	57.2%	59.7%	55.2%	61.3%	57.6%	57.4%	57.8%	55.5%	55.6%	59.5%

SEC FOOTBALL PLAYERS OF THE WEEK

2018 SEASON

Week 1 (Games of Aug. 30 - Sept. 2): Offense - Scottie Phillips, RB, Ole Miss; Defense - Darrell Williams, LB, Auburn; Jacob Phillips, LB, LSU; Special Teams - Luke Logan, PK, Ole Miss; Cole Tracy, PK, LSU; Offensive Lineman - Greg Little, OL, Ole Miss; Defensive Lineman - Nick Coe, DL, Auburn; Quinnen Williams, DL, Alabama; Freshman - Jaylen Waddle, WR/PR, Alabama.

Week 2 (Games of Sept. 8): Offense - Kylin Hill, RB, Mississippi State; Defense - Josh Allen, LB, Kentucky; Special Teams - Rodrigo Blankenship, PK, Georgia; Offensive Lineman - Jervontius "Bunchy" Stallings, OG, Kentucky; Defensive Lineman - Montez Sweat, DE, Mississippi State; Freshman - Bryce Thompson, DB, Tennessee.

Week 3 (Games of Sept. 15): Offense - Joe Burrow, QB, LSU; Defense - Christian Miller, LB, Alabama; Special Teams - Cole Tracy, PK, LSU; Offensive Lineman - Elgton Jenkins, C, Mississippi State; Defensive Lineman - Jabari Zuniga, DL, Florida; Freshman - Jalen Knox, WR, Missouri.

Week 4 (Games of Sept. 22): Offense - Tua Tagovailoa, QB, Alabama; Defense - Josh Allen, LB, Kentucky; Special Teams - Noah Igbinoghene, KR, Auburn; Offensive Lineman - Jervontius "Bunchy" Stallings, OG, Kentucky; Defensive Lineman - Isaiah Buggs, DE, Alabama; Javon Kinlaw, DT, South Carolina; Freshman - Dameon Pierce, RB, Florida.

Week 5 (Games of Sept. 29): Offense - Joe Burrow, QB, LSU; Defense - Josh Allen, LB, Kentucky; Special Teams - Braden Mann, P, Texas A&M; Offensive Lineman - George Asafo-Adjei, OT, Kentucky; Defensive Lineman - Jachai Polite, DL, Florida; Freshman - Evan McPherson, PK, Florida.

Week 6 (Games of Oct. 6): Offense - Nick Fitzgerald, QB, Mississippi State; Defense - Vosean Joseph, LB, Florida; Special Teams - Parker White, PK, South Carolina; Braden Mann, P/KOS, Texas A&M; Offensive Lineman - Ross Pierschbacher, C, Alabama; Defensive Lineman - Montez Sweat, DL, Mississippi State; Freshman - Jaycee Horn, DB, South Carolina.

Week 7 (Games of Oct. 13): Offense - Jordan Ta'amu, QB, Ole Miss; Jarrett Guarantano, QB, Tennessee; Defense - Devin White, LB, LSU; Special Teams - Cole Tracy, PK, LSU; Offensive Lineman - Jedrick Wills Jr., RT, Alabama; Defensive Lineman - Kyle Phillips, DE, Tennessee; Freshman - Evan McPherson, K, Florida.

Week 8 (Games of Oct. 20): Offense - Tua Tagovailoa, QB, Alabama; Defense - Grant Delpit, S, LSU; Special Teams - Cole Tracy, PK, LSU; Offensive Lineman - George Asafo-Adjei, OT, Kentucky; Defensive Lineman - Nick Coe, DL, Auburn; Freshman - Jalen Knox, WR, Missouri.

Week 9 (Games of Oct. 27): Offense - Nick Fitzgerald, QB, Mississippi State; Jacob Fromm, QB, Georgia; Defense - Josh Allen, LB, Kentucky; Special Teams - Lynn Bowden, PR, Kentucky; Offensive Lineman - Justin Skule, OT, Vanderbilt; Defensive Lineman - D.J. Wonnum, DL, South Carolina; Freshman - Dylan Wonnum, OL, South Carolina.

Week 10 (Games of Nov. 3): Offense - Drew Lock, QB, Missouri; D'Andre Swift, RB, Georgia; Defense - Quinnen Williams, DL, Alabama; Special Teams - Deebo Samuel, KR, South Carolina; Offensive Lineman - Jonah Williams, LT, Alabama; Andrew Thomas, OL, Georgia; Defensive Lineman - Nick Coe, DL, Auburn; Freshman - Seth Williams, WR, Auburn.

Week 11 (Games of Nov. 10): Offense - Trayveon Williams, RB, Texas A&M; D'Andre Swift, RB, Georgia; Defense - Darrell Taylor, LB, Tennessee; Special Teams - Braden Mann, P/KOS, Texas A&M; Offensive Lineman - Jonah Williams, LT, Alabama; Martez Ivey, OL, Florida; Defensive Lineman - Quinnen Williams, DL, Alabama; Freshman - Daniel Parker, TE, Missouri.

Week 12 (Games of Nov. 17): Offense - Drew Lock, QB, Missouri; Defense - Johnathan Abram, S, Mississippi State; Josh Paschal, LB, Kentucky; Special Teams - Luke Logan, PK, Ole Miss; Offensive Lineman - Deion Calhoun, OG, Mississippi State; Defensive Lineman - Dayo Obeiyngbo, DL, Vanderbilt; Freshman - Justin Fields, QB, Georgia.

Week 13 (Games of Nov. 22-24): Offense - Kyle Shurmur, QB, Vanderbilt; Tua Tagovailoa, QB, Alabama; Defense - Jordan Elliott, DT, Missouri; Devin White, LB, LSU; Special Teams - Braden Mann, P/KOS, Texas A&M; Offensive Lineman - Erik McCoy, C, Texas A&M; Elgton Jenkins, C, Mississippi State; Defensive Lineman - Jeffery Simmons, DL, Mississippi State; Freshman - C.J. Bolar, WR, Vanderbilt.

2019 SEASON

Week 1 (Games of Aug. 24-Aug. 31): Offense - Joe Burrow, QB, LSU; Tua Tagovailoa, QB, Alabama; Defense - Jeremiah Dinson, DB, Auburn; Special Teams - Rodrigo Blankenship, PK, Georgia; Offensive Lineman - Andrew Thomas, OT, Georgia; Defensive Lineman - Jonathan Greenard, DL, Florida; DJ Dale, NT, Alabama; Freshman - Bo Nix, QB, Auburn.

Week 2 (Games of Sept. 7): Offense - Joe Burrow, QB, LSU; Defense - Nick Bolton, LB, Missouri; Special Teams - Cade York, PK, LSU; Offensive Lineman - Landon Young, OT, Kentucky; Darryl Williams, C, Mississippi State; Defensive Lineman - Marlon Davidson, DL, Auburn; Freshman - Matt Corral, QB, Ole Miss.

Week 3 (Games of Sept. 14): Offense - Tua Tagovailoa, QB, Alabama; Defense - David Reese II, LB, Florida; Special Teams - Connor Limpert, PK, Arkansas; Offensive Lineman - Landon Dickerson, OL, Alabama; Defensive Lineman - Marlon Davidson, DL, Auburn; Freshman - Ryan Hilinski, QB, South Carolina.

Week 4 (Games of Sept. 21): Offense - Joe Burrow, QB, LSU; Defense - Cale Garrett, DB, Missouri; Special Teams - Rodrigo Blankenship, PK, Georgia; Offensive Lineman - Brett Heggie, OL, Florida; Defensive Lineman - Derrick Brown, DL, Auburn; Freshman - Garrett Shrader, QB, Mississippi State.

Week 5 (Games of Sept. 28): Offense - Devonta Smith, WR, Alabama; Defense - D.J. Wonnum, DE, South Carolina; Special Teams - Joseph Charlton, P, South Carolina; Offensive Lineman - Mike Horton, OL, Auburn; Defensive Lineman - Jeremiah Moon, DL, Florida; Freshman - Bo Nix, QB, Auburn.

Week 6 (Games of Oct. 5): Offense - Freddie Swain, WR, Florida; Defense - Cale Garrett, LB, Missouri; Shawn Davis, DB, Florida; Special Teams - Rodrigo Blankenship, PK, Georgia; Offensive Lineman - Ben Brown, OL, Ole Miss; Defensive Lineman - Derrick Brown, DL, Auburn; Freshman - John Rhys Plumlee, QB, Ole Miss.

Week 7 (Games of Oct. 12): Offense - Joe Burrow, QB, LSU; Lynn Bowden, AP, Kentucky; Defense - Israel Mukaumu, DB, South Carolina; Special Teams - Jaylen Waddle, PR/WR, Alabama; Offensive Lineman - Yasir Durant, LT, Missouri; Trey Smith, LG, Tennessee; Defensive Lineman - Javon Kinlaw, DL, South Carolina; Freshman - Derek Stingley Jr., DB, LSU.

Week 8 (Games of Oct. 19): D'Andre Swift, RB, Georgia; Defense - Buddy Johnson, LB, Texas A&M; Jacoby Stevens, S, LSU; Special Teams - Harrison Smith, P, Vanderbilt; Offensive Lineman - Alex Leatherwood, OL, Alabama; Defensive Lineman - Marlon Davidson, DL, Auburn; Freshman - Jacob Copeland, WR, Florida.

Week 9 (Games of Oct. 26): Jauan Jennings, WR, Tennessee; Lynn Bowden, AP, Kentucky; Defense - Jacoby Stevens, S, LSU; Daniel Bituli, LB, Tennessee; Special Teams - Matt Duffy, P, Kentucky; Offensive Lineman - Brandon Kennedy, OL, Tennessee; Defensive Lineman - Calvin Taylor, DT, Kentucky; Freshman - D.J. Williams, RB, Auburn.

Week 10 (Games of Nov. 2): Kylin Hill, RB, Mississippi State; Defense - Bryce Thompson, DB, Tennessee; Special Teams - Rodrigo Blankenship, PK, Georgia; Offensive Lineman - Andrew Thomas, OL, Georgia; Defensive Lineman - Derrick Brown, DL, Auburn; Freshman - Isaiah Spiller, RB, Texas A&M.

Week 11 (Games of Nov. 9): Joe Burrow, QB, LSU; Clyde Edwards-Helaire, RB, LSU; Defense - Daniel Bituli, LB, Tennessee; Special Teams - Rodrigo Blankenship, PK, Georgia; Offensive Lineman - Ben Cleveland, OL, Georgia; Defensive Lineman - Jonathan Greenard, DL, Florida; Freshman - John Rhys Plumlee, QB, Ole Miss; Mohamoud Diabate, LB, Florida.

Week 12 (Games of Nov. 16): Ja'Marr Chase, WR, LSU; Defense - Monty Rice, LB, Georgia; Special Teams - Jake Camarda, P, Georgia; Offensive Lineman - Colton Prater, C, Texas A&M; Drake Jackson, C, Kentucky; Defensive Lineman - Jonathan Greenard, DL, Florida; Freshman - John Rhys Plumlee, QB, Ole Miss.

Week 13 (Games of Nov. 23): Jarrett Guarantano, QB, Tennessee; Defense - Jacoby Stevens, LB, LSU; Special Teams - Rodrigo Blankenship, PK, Georgia; Offensive Lineman - Trey Smith, OL, Tennessee; Defensive Lineman - Marlon Davidson, DE, Auburn; Freshman - Maurice Hampton, S, LSU.

Week 14 (Games of Nov. 28-30): Lynn Bowden, QB/ATH, Kentucky; Defense - Zakoby McClain, LB, Auburn; Special Teams - Anders Carlson, PK, Auburn; Offensive Lineman - Darryl Williams, C, Mississippi State; Defensive Lineman - Jonathan Greenard, DL, Florida; Freshman - Eric Gray, RB, Tennessee.

Points Scored

1. 480 - Daniel Carlson, Auburn (198 PATs, 92 FGs, 1 TD, 53 games) ..2014-17
2. **432 - Rodrigo Blankenship, Georgia (198 PAT, 78 FGs, 54 games) 2016-19**
3. 412 - Blair Walsh, Georgia (184 PATs, 76 FGs, 53 games).....2008-11
4. 409 - Billy Bennett, Georgia (148 PAT, 87 FGs, 50 games)2000-03
5. 407 - Marshall Morgan, Georgia (215 PATs, 64 FGs, 51 games) 2012-15
6. 385 - Leigh Tiffin, Alabama (136 PATs, 83 FGs, 46 games)2006-09
7. 371 - Jeff Hall, Tennessee (188 PAT, 61 FGs, 46 games).....1995-98
8. 369 - Colt David, LSU (201 PATs, 54 FGs, 1 TD, 52 games)2005-09
9. 368 - Jeff Chandler, Florida (67 FGs, 167 PATs, 46 games)1997-2001
10. 363 - Wes Byrum, Auburn (183 PATs, 60 FGs, 51 games).....2007-10

358 - Tucker McCann, Missouri2016-19

Points Scored by Kicking

1. 474 - Daniel Carlson, Auburn (198 PATs, 92 FGs, 53 games)2014-17
2. **432 - Rodrigo Blankenship, Georgia (198 PAT, 78 FGs, 54 games) 2016-19**
3. 412 - Blair Walsh, Georgia (184 PATs, 76 FGs, 53 games).....2008-11
4. 409 - Billy Bennett, Georgia (148 PAT, 87 FGs, 50 games)2000-03
5. 407 - Marshall Morgan, Georgia (215 PATs, 64 FGs, 51 games) 2012-15
6. 385 - Leigh Tiffin, Alabama (136 PATs, 83 FGs, 46 games)2006-09
7. 371 - Jeff Hall, Tennessee (188 PAT, 61 FGs, 46 games).....1995-98
8. 368 - Jeff Chandler, Florida (67 FGs, 167 PATs, 46 games)1997-2001
9. 363 - Colt David, LSU (201 PATs, 54 FGs, 52 games)2005-09
10. 363 - Wes Byrum, Auburn (183 PATs, 60 FGs, 51 games).....2007-10

358 - Tucker McCann, Missouri2016-19

Receptions

1. 262- Jordan Matthews, Vanderbilt (3,759 yards)2010-13
2. 236 - Earl Bennett, Vanderbilt (2,852 yards)2005-07
- T3. 234 - Christian Kirk, Texas A&M (2,856 yards)2015-17
- T3. 234 - Bryan Edwards, South Carolina (3,045 yards)..... 2016-19**
5. 228 - Amari Cooper, Alabama (3,463 yards)2012-15
6. 224 - Calvin Ridley, Alabama (2,781 yards)2015-17
7. 208 - Craig Yeast, Kentucky (2,899 yards).....1995-98
8. 207 - Kenny McKinley, South Carolina (2,781 yards)..... 2005-09
9. 204 - Terrence Edwards, Georgia (3,093 yards)....1999-2002
10. 202 - Laquon Treadwell, Ole Miss (2,393 yards) 2013-15

193 - Kalija Lipscomb, Vanderbilt (2,285 yards)2016-19

Touchdown Receptions

1. 31 - Chris Doering, Florida (40 games)1992-95
- 31 - Amari Cooper, Alabama (40 games)2012-15
3. 30 - Terrence Edwards, Georgia (45 games)1999-2002
- 30 - Josh Reynolds, Texas A&M (38 games)2014-16
5. 29 - Ike Hilliard, Florida (32 games)1994-96
- 29 - Terry Beasley, Auburn (30 games)1969-71
- 29 - Jack Jackson, Florida (38 games)1992-94
8. 28 - Craig Yeast, Kentucky (43 games)1995-98
10. 27 - Jabar Gaffney, Florida (23 games)2000-2001
- 27 - Marcus Monk, Arkansas (40 games)2004-07

24 - Jerry Jeudy, Alabama 2017-19

24 - Henry Rugs III, Alabama 2017-19

Career Statistical Leaders

Field Goals Made

1. 92 - Daniel Carlson, Auburn (114 atts.)2014-17
2. 87 - Billy Bennett, Georgia (110 atts.)2000-03
3. 83 - Leigh Tiffin, Alabama (109 atts.)2006-09
4. 78 - Philip Doyle, Alabama (105 atts.)1987-90
- 78 - Rodrigo Blankenship, Georgia (95 atts.) 2016-19**
6. 77 - Kevin Butler, Georgia (98 atts.)1981-84
7. 76 - Blair Walsh, Georgia (103 atts.)2008-11
8. 71 - Fuad Reveiz, Tennessee (95 atts.)1981-84
- 71 - Austin MacGinnis, Kentucky2014-17
9. 70 - Caleb Sturgis, Florida (87 atts.)2008-12

60 - Tucker McCann, Missouri (83 atts.)2016-19

PAT kicks made

1. 215 - Marshall Morgan, Georgia (220 atts.)2012-15
2. 201 - Colt David, LSU (204 atts.)2005-08
3. 198 - Daniel Carlson, Auburn (198 atts.)2014-17
- 4. 198 - Rodrigo Blankenship, Georgia (198 atts.) ... 2016-19**
5. 188 - Jeff Hall, Tennessee (194 atts.)1995-98
6. 184 - Blair Walsh, Georgia (186 atts.)2008-11
7. 183 - Wes Byrum, Auburn (186 atts.)2007-10
- 183 - Aaron Medley, Tennessee (184 atts.)2014-17
9. 182 - Adam Griffith, Alabama (183 atts.)2013-16
- 10. 175 - Tucker McCann, Missouri (187 atts.) 2016-19**

Passing Touchdowns

1. 121- Aaron Murray, Georgia2010-13
2. 114 - Danny Wuerffel, Florida1993-96
3. 99 - Drew Lock, Missouri2015-18
4. 89 - Peyton Manning, Tennessee1994-97
5. 88 - Chris Leak, Florida2003-06
- 88 - Tim Tebow, Florida2006-09
- 7. 85 - Tua Tagovailoa, Alabama 2017-19**
8. 81 - Eli Manning, Ole Miss2000-03
9. 79 - Andre' Woodson, Kentucky2004-07
10. 78 - Jared Lorenzen, Kentucky2000-03

76 - Jake Fromm, Georgia2017-19

Reception Yardage

1. 3,759- Jordan Matthews, Vanderbilt2010-13
2. 3,463 - Amari Cooper, Alabama2012-15
3. 3,093 - Terrence Edwards, Georgia1999-2002
- 4. 3,045 - Bryan Edwards, South Carolina 2016-19**
5. 3,042 - Alshon Jeffery, South Carolina2009-11
6. 3,001 - Josh Reed, LSU1999-2001
7. 2,984 - A.J. Brown, Ole Miss2016-18
8. 2,964 - Boo Mitchell, Vanderbilt1985-88
9. 2,934 - Jarius Wright, Arkansas2008-11
10. 2,923 - DJ Hall, Alabama2004-07

Field Goal Percentage (Min. 25 Made)

1. 87.8 - Bobby Raymond, Florida1982-84
2. 87.2 - Bryson Rose, Ole Miss2010-12
3. 83.9 - Josh Jasper, LSU2007-10
4. 83.8 - Jeff Chandler, Florida1997-2001
5. 82.9 - Berj Yepremian, Florida1976-78
6. 82.1 - Judd Davis, Florida1992-94
- 82.1 - Rodrigo Blankenship, Georgia 2016-19**
8. 81.3 - David Browndyke, LSU1986-89
9. 80.3 - Brandon Courtu, Georgia2004-07
10. 80.0 - Jeremy Shelley, Alabama2009-12

SEC ALL-AMERICANS (First Team Only)

American Football Coaches Association

Pos.	Name	School	Ht.	Wt.	Cl.	Hometown
WR	Jerry Jeudy	Alabama	6-1	192	Jr.	Deerfield Beach, Fla.
WR	Ja'Marr Chase	LSU	6-1	200	So.	Harvey, La.
OL	Alex Leatherwood	Alabama	6-6	310	Jr.	Pensacola, Fla.
OL	Andrew Thomas	Georgia	6-5	320	Jr.	Lithonia, Ga.
QB	Joe Burrow	LSU	6-4	216	Sr.	Athens, Ohio
DL	Derrick Brown	Auburn	6-5	318	Sr.	Sugar Hill, Ga.
DB	Derek Stingley	LSU	6-1	190	Fr.	Baton Rouge, La.
DB	Grant Delpit	LSU	6-3	203	Jr.	Houston, Texas
P	Max Duffy	Kentucky	6-1	186	Jr.	Perth, Australia
PK	Rodrigo Blankenship	Georgia	6-1	191	Sr.	Marietta, Ga.
AP	Lynn Bowden Jr.	Kentucky	6-1	199	Jr.	Youngstown, Ohio

Associated Press

Pos.	Name	School	Ht.	Wt.	Cl.	Hometown
QB	Joe Burrow	LSU	6-4	216	Sr.	Athens, Ohio
OL	Andrew Thomas	Georgia	6-5	320	Jr.	Lithonia, Ga.
WR	Ja'Marr Chase	LSU	6-1	200	So.	Harvey, La.
AP	Lynn Bowden Jr.	Kentucky	6-1	199	Jr.	Youngstown, Ohio
DL	Derrick Brown	Auburn	6-5	318	Sr.	Sugar Hill, Ga.
DL	Javon Kinlaw	S. Carolina	6-6	310	Sr.	Charleston, S.C.
DB	Derek Stingley	LSU	6-1	190	Fr.	Baton Rouge, La.
DB	J.R. Reed	Georgia	6-1	194	Sr.	Frisco, Texas
P	Max Duffy	Kentucky	6-1	186	Jr.	Perth, Australia

Football Writers Association of America (FWAA)

Pos.	Name	School	Ht.	Wt.	Cl.	Hometown
QB	Joe Burrow	LSU	6-4	216	Sr.	Athens, Ohio
WR	Ja'Marr Chase	LSU	6-1	200	So.	Harvey, La.
OL	Andrew Thomas	Georgia	6-5	320	Jr.	Lithonia, Ga.
DL	Derrick Brown	Auburn	6-5	318	Sr.	Sugar Hill, Ga.
DB	J.R. Reed	Georgia	6-1	194	Sr.	Frisco, Texas
P	Max Duffy	Kentucky	6-1	186	Jr.	Perth, Australia
PR	Jaylen Waddle	Alabama	5-10	182	So.	Houston, Texas

Sporting News

Pos.	Name	School	Ht.	Wt.	Cl.	Hometown
QB	Joe Burrow	LSU	6-4	216	Sr.	Athens, Ohio
WR	Ja'Marr Chase	LSU	6-1	200	So.	Harvey, La.
OL	Andrew Thomas	Georgia	6-5	320	Jr.	Lithonia, Ga.
AP	Lynn Bowden Jr.	Kentucky	6-1	199	Jr.	Youngstown, Ohio
DL	Derrick Brown	Auburn	6-5	318	Sr.	Sugar Hill, Ga.
DB	Derek Stingley	LSU	6-1	190	Fr.	Baton Rouge, La.
DB	Grant Delpit	LSU	6-3	203	Jr.	Houston, Texas
P	Max Duffy	Kentucky	6-1	186	Jr.	Perth, Australia
RET	Jaylen Waddle	Alabama	5-10	182	So.	Houston, Texas

Walter Camp

Pos.	Name	School	Ht.	Wt.	Cl.	Hometown
WR	Ja'Marr Chase	LSU	6-1	200	So.	Harvey, La.
OL	Andrew Thomas	Georgia	6-5	320	Jr.	Lithonia, Ga.
QB	Joe Burrow	LSU	6-4	216	Sr.	Athens, Ohio
PK	Rodrigo Blankenship	Georgia	6-1	191	Sr.	Marietta, Ga.
DL	Derrick Brown	Auburn	6-5	318	Sr.	Sugar Hill, Ga.
DB	Grant Delpit	LSU	6-3	203	Jr.	Houston, Texas
DB	J.R. Reed	Georgia	6-1	194	Sr.	Frisco, Texas
P	Max Duffy	Kentucky	6-1	186	Jr.	Perth, Australia

Consensus

Pos.	Name	School	Ht.	Wt.	Cl.	Hometown
QB	Joe Burrow	LSU	6-4	216	Sr.	Athens, Ohio
WR	Ja'Marr Chase	LSU	6-1	200	So.	Harvey, La.
OL	Andrew Thomas	Georgia	6-5	320	Jr.	Lithonia, Ga.
DL	Derrick Brown	Auburn	6-5	318	Sr.	Sugar Hill, Ga.
P	Max Duffy	Kentucky	6-1	186	Jr.	Perth, Australia
DB	Derek Stingley	LSU	6-1	190	Fr.	Baton Rouge, La.
DB	J.R. Reed	Georgia	6-1	194	Sr.	Frisco, Texas
DB	J.R. Reed	Georgia	6-1	194	Sr.	Frisco, Texas
AP	Lynn Bowden Jr.	Kentucky	6-1	199	Jr.	Youngstown, Ohio

SEC PLAYERS - POSTSEASON AWARDS LISTS

AFCA Good Works Team (Sept. 12)

Jake Fromm, Georgia
Landon Young, Kentucky
Spencer Eason-Riddle, South Carolina

Campbell Trophy Semifinalists (Sept. 25)

Jake Bentley, South Carolina
Rodrigo Blankenship, Georgia
Jack Driscoll, Auburn
Blake Ferguson, LSU
Braden Mann, Texas A&M
Cody Markel, Vanderbilt

Thorpe Award Semifinalists (Oct. 21)

Grant Delpit, LSU
CJ Henderson, Florida
Xavier McKinney, Alabama
J.R. Reed, Georgia

Senior CLASS Award Finalists (Oct. 31)

Derrick Brown, Auburn

Butkus Award Semifinalists (Oct. 28)

Tae Crowder, Georgia
Anfernee Jennings, Alabama

Bednarik Award Semifinalists (Oct. 29)

Xavier McKinney, Alabama
Derrick Brown, Auburn
J.R. Reed, Georgia
Derek Stingley, LSU
Javon Kinlaw, South Carolina
Justin Madubuike, Texas A&M

Maxwell Award Semifinalists (Oct. 29)

Jerry Jeudy, Alabama
Tua Tagovailoa, Alabama
Derrick Brown, Auburn
D'Andre Swift, Georgia
Joe Burrow, LSU

Wuerffel Trophy Semifinalists (Nov. 5)

Rodrigo Blankenship, Georgia
Derrick Brown, Auburn
Blake Ferguson, LSU
Braden Mann, Texas A&M

Groza Award Semifinalists (Nov. 7)

Rodrigo Blankenship, Georgia
Brent Cimaglia, Tennessee
Connor Limpert, Arkansas

AFCA Good Works Team (Sept. 12)

Jake Fromm, Georgia
Landon Young, Kentucky
Spencer Eason-Riddle, South Carolina

Hornung Award Finalists (Nov. 14)

Lynn Bowden, Kentucky
Clyde Edwards-Helaire, LSU

Biletnikoff Award Semifinalists (Nov. 18)

Ja'Marr Chase, LSU
Justin Jefferson, LSU
Jerry Jeudy, Alabama
DeVonta Smith, Alabama

Nagurski Trophy Finalists (Nov. 20)

Derrick Brown, Auburn
J.R. Reed, Georgia

Groza Award Finalist (Nov. 25)

Rodrigo Blankenship, Georgia

Wuerffel Trophy Finalist (Nov. 25)

Derrick Brown, Auburn

Biletnikoff Award Finalist (Nov. 25)

Ja'Marr Chase, LSU

Maxwell Award Finalist (Nov. 25)

Joe Burrow, LSU

Bednarik Award Finalist (Nov. 25)

Derrick Brown, Auburn

Outland Trophy Finalist (Nov. 25)

Derrick Brown, Auburn

Ray Guy Award Finalist (Nov. 26)

Max Duffy, Kentucky

Davey O'Brien Award Finalist (Nov. 26)

Joe Burrow, LSU

Jim Thorpe Award Finalists (Nov. 26)

J.R. Reed, Georgia
Grant Delpit, LSU

Heisman Trophy Winner

Joe Burrow, LSU

The Home Depot Coach of the Year Winner

Ed Orgeron, LSU

Johnny Unitas Golden Arm Award Winner

Joe Burrow, LSU

Jim Thorpe Award Winner

Grant Delpit, LSU

Lott IMPACT Trophy Winner

Derrick Brown, Auburn

Maxwell Award

Joe Burrow, LSU

Fred Biletnikoff Award Winner

Ja'Marr Chase, LSU

Lou Groza Award Winner

Rodrigo Blankenship, Georgia

Paul Hornung Award Winner

Lynn Bowden Jr., Kentucky

Walter Camp Player of the Year Winner

Joe Burrow, LSU

Ray Guy Award Winner

Max Duffy, Kentucky

Frank Broyles Award Winner

Joe Brady, LSU

POSTSEASON ALL-SEC TEAMS
SEC Awards (voted by SEC coaches)
Offensive Player Of The Year

Joe Burrow, LSU

Defensive Player of the Year

Derrick Brown, Auburn

Special Teams Player of the Year

Braden Mann, Texas A&M

Freshman of the Year

Jaylen Waddle, Alabama

Scholar-Athlete of the Year

Rodrigo Blankenship, Georgia

Jacobs Blocking Trophy

Andrew Thomas, Georgia

Coach of the Year

Ed Orgeron, LSU

First Team
Offense

TE - Kyle Pitts, Florida

OL - Andrew Thomas, Georgia
Jedrick Wills Jr., Alabama
Alex Leatherwood, Alabama
Trey Smith, Tennessee

C - Lloyd Cushenberry, LSU

WR - Ja'Marr Chase, LSU
Jerry Jeudy, Alabama

QB - Joe Burrow, LSU

RB - Clyde Edwards-Helaire, LSU
D'Andre Swift, Georgia

AP - Lynn Bowden Jr., Kentucky

Defense

DL - Derrick Brown, Auburn
Marlon Davidson, Auburn
Jonathan Greenard, Florida
Javon Kinlaw, South Carolina

LB - Anfernee Jennings, Alabama
K'Lavon Chaisson, LSU
Nick Bolton, Missouri

DB - J.R. Reed, Georgia
Grant Delpit, LSU
Xavier McKinney, Alabama
CJ Henderson, Florida

Special Teams

PK - Rodrigo Blankenship, Georgia

P - Braden Mann, Texas A&M

RS - Jaylen Waddle, Alabama

Second Team
Offense

TE - Albert Okwuegbunam, Missouri

OL - Logan Stenberg, Kentucky
Adrian Magee, LSU
Prince Tega Wanogho, Auburn
Damien Lewis, LSU

C - Landon Dickerson, Alabama

WR - DeVonta Smith, Alabama
Bryan Edwards, South Carolina

QB - Tua Tagovailoa, Alabama

RB - Kylin Hill, Mississippi State
Najee Harris, Alabama

AP - Jaylen Waddle, Alabama

Defense

DL - Raekwon Davis, Alabama
Benito Jones, Ole Miss
Rashard Lawrence, LSU
Tyler Clark, Georgia

LB - Daniel Bituli, Tennessee
K.J. Britt, Auburn
Terrell Lewis, Alabama

DB - Derek Stingley, LSU
Trevon Diggs, Alabama
Nigel Warrior, Tennessee
Jacoby Stevens, LSU

Special Teams

PK - Brent Cimaglia, Tennessee

P - Max Duffy, Kentucky

RS - *Jerrion Ealy, Ole Miss
*Treyton Burks, Arkansas
*Clyde Edwards-Helaire, LSU
*Christian Tutt, Auburn
*Marquez Callaway, Tennessee

(* - Ties)

AP All-SEC Team
First Team
Offense

QB - Joe Burrow, LSU

RB - Clyde Edwards-Helaire, LSU
Kylin Hill, Mississippi State

OT - Andrew Thomas, Georgia
Jedrick Wills Jr., Alabama

OG - Logan Stenberg, Kentucky
Trey Smith, Tennessee

C - Drake Jackson, Kentucky

WR - Ja'Marr Chase, LSU
DeVonta Smith, Alabama

TE - Kyle Pitts, Florida

AP - Lynn Bowden Jr., Kentucky

K - Rodrigo Blankenship, Georgia

Defense

DE - Marlon Davidson, Auburn
Jonathan Greenard, Florida

DT - Derrick Brown, Auburn
Jordan Elliott, Missouri

LB - Anfernee Jennings, Alabama
K.J. Britt, Auburn
Nick Bolton, Missouri

CB - Derek Stingley, LSU
Trevon Diggs, Alabama

S - Xavier McKinney, Alabama
Nigel Warrior, Tennessee

P - Max Duffy, Kentucky

Second Team
Offense

QB - Tua Tagovailoa, Alabama

RB - Najee Harris, Alabama
D'Andre Swift, Georgia

OT - Alex Leatherwood, Alabama
Isaiah Wilson, Georgia

OG - Damien Lewis, LSU
Landon Dickerson, Alabama

C - Trey Hill, Georgia

WR - Justin Jefferson, LSU
Jerry Jeudy, Alabama

TE - Jalen Wydermyer, Texas A&M

AP - Jaylen Waddle, Alabama

K - Cade York, LSU

Defense

DE - Chauncey Rivers, Mississippi State
D.J. Wonnum, South Carolina

DT - Javon Kinlaw, South Carolina
Justin Madubuike, Texas A&M

LB - K'Lavon Chaisson, LSU
De'Jon Harris, Arkansas
*David Reese, Florida
*Monty Rice, Georgia

CB - *Israel Mukuamu, South Carolina
*Kristian Fulton, LSU
*Eric Stokes, Georgia

S - Grant Delpit, LSU
Jeremiah Dinson, Auburn

P - Braden Mann, Texas A&M

Coach of the Year

Ed Orgeron, LSU

Offensive Player of the Year

Joe Burrow, LSU

Defensive Player of the Year

Derrick Brown, Auburn

Newcomers of the Year

Derek Stingley, LSU

SEC FOOTBALL NOTES

SEC FOOTBALL INSTANT REPLAY STATISTICS

	Games Using SEC Replay	Play Stoppages	Plays Overturned	Average Length of Review
2005	77	66	17 (25.76%)	1:53
2006	89	123	29 (32.58%)	1:41
2007	87	139	38 (43.68%)	1:36
2008	85	122	39 (45.91%)	1:24
2009	85	115	28 (32.91%)	1:26
2010	85	119	37 (43.27%)	1:36
2011	86	95	36 (41.86%)	1:37
2012	101	138	52 (51.46%)	1:28
2013	101	146	54 (53.46%)	1:22
2014	101	166	62 (61.36%)	1:28
2015	103	203	76 (73.79%)	1:22
2016	98	219	93 (92.86%)	1:28
2017	102	211	93 (91.48%)	1:17
2018	101	235	119 (117.82%)	1:07
TOTALS	1203	1878	679 (56.46%)	

2019 INSTANT REPLAY STATISTICS

	Games Using SEC Replay	Play Stoppages	Plays Overturned	Average Length of Review
Week 1	9	18	10 (55.56%)	1:30
Week 2	10	21	11 (52.38%)	1:25
Week 3	11	24	11 (45.83%)	1:08
Week 4	7	18	8 (44.44%)	1:15
Week 5	5	8	4 (50.00%)	1:27
Week 6	5	14	8 (57.14%)	1:04
Week 7	7	15	4 (26.67%)	1:02
Week 8	7	10	5 (50.00%)	0:54
Week 9	5	17	6 (35.29%)	1:10
Week 10	6	13	4 (30.76%)	1:16
Week 11	7	18	8 (44.44%)	1:10
Week 12	6	20	9 (45.00%)	1:09
Week 13	8	13	5 (38.46%)	1:34
Week 14	6	9	5 (55.56%)	0:57
SECCG	1	3	1 (33.33%)	1:07
TOTALS	101	223	100 (44.84%)	1:11

THIS IS SEC FOOTBALL

- Twelve times in the last 13 seasons, a team from the SEC has advanced to the national championship game. The SEC has won nine of those 12 contests, with two of the losses coming in the game's final seconds. The winner of the SEC Championship Game has advanced to the National Championship Game all but once since 2006.
- The SEC sent four teams to New Year's Six bowl games for the first time in 2018, only the second time in the College Football Playoff era a league has accomplished that feat. The SEC sent three to the New Year's Six this season, including at least one team to the Playoff for the sixth time in six seasons. The SEC Champion has never failed to reach the College Football Playoff.
- Since Florida in January 2009, five different teams from the SEC have played for the national championship. Four of those five have multiple appearances and at least one victory since 2007.
- Not counting games versus each other, the SEC is 6-3 all-time in College Football Playoff games, playing in four of the five CFP Championship Games (winning two of the five).
- For the 11th consecutive year, the SEC ON CBS was the highest-rated regular-season college football package on any network. CBS Sports' coverage of the 2019 SEC ON CBS season averaged a household rating/share of 4.2/11, according to Nielsen national ratings, topping all other networks and up +24% vs. last year. The SEC ON CBS has the two most-watched and highest-rated games of the season on any network with LSU-Alabama (9.7/24 HH rating/share, 16.729 million viewers; Nov. 9) and the SEC Championship between LSU and Georgia (7.9/20 HH rating/share and 13.703 million viewers).
- Six of the Top-10 top rated bowl games last season involved a SEC team, including three of the Top 5.
- The SEC is 82-51 (.617) in bowl games since 2006, the only FBS league with a .600 or better winning percentage and 23 wins more than the next closest conference.
- The SEC has now won 32 games in the last five postseasons and has sent no less than eight teams to post-season bowls in each of the last 12 seasons.
- In the five seasons of the College Football Playoff era, only five programs nationally have been ranked No. 1 in the weekly CFP Top-25 Poll (which begins in late October each year) — four of those five programs are from the SEC.
- Eight different SEC teams, six from the SEC Western Division, have made BCS/New Year's Six bowl game appearances since 2006: Alabama, Arkansas, Auburn, Florida, Georgia, LSU, Ole Miss and Mississippi State.
- With Georgia and Alabama both earning victories in the CFP Semifinals in 2017, the national championship game featured two SEC teams for the second time in the last eight seasons.

2019 SEC FOOTBALL VIDEO REPLAY

THE OBJECTIVE

To allow for specific types of officiating calls to be immediately reviewed during all games hosted by SEC teams.

THE COACHES' CHALLENGE

The head coach may challenge the ruling of any reviewable play. He retains a challenge if his initial challenge is successful and thus results in a reversal by the replay official. The head coach will then have a single challenge that he may use anytime during the game if his team has not used all its timeouts. Thus a team may have a total of two challenges in the game, but only if the first results in a reversal of the on-field ruling. A head coach may not challenge an on-field ruling if all of the team's timeouts have been used for that half or extra period.

THE SOURCE

All reviewable video comes direct from either the television network broadcasting the game or other TV production facilities that meet established conference standards and the coach's high end zone and high 50 yard line cameras. The coach's video is also made available to the TV producer. The Southeastern Conference has used instant replay since 2005.

THE PLAYS

Scoring Plays

Reviewable plays involving a potential score include:

- A potential touchdown or safety. [Exception: Safety by penalty for fouls that are not specifically reviewable with the exception of the location of the passer when an intentional grounding foul results in a safety.]
- Field goal attempts if and only if the ball is ruled (a) below or above the crossbar or (b) inside or outside the uprights when it is lower than the top of the uprights. If the ball is higher than the top of the uprights as it crosses the end line, the play may not be reviewed.

Passes

Reviewable plays involving passes include:

- Pass ruled complete, incomplete or intercepted anywhere in the field of play or an end zone.
- Forward pass touched by a player (eligible or ineligible) or an official, including whether the touching is behind or beyond the line of scrimmage.
- Forward pass or forward handing when a ball carrier is or has been beyond the neutral zone.
- A forward pass or forward handing after a change of team possession.
- Pass ruled forward or backward when thrown from behind the neutral zone.
 - If the pass is ruled forward and is incomplete, the play is reviewable only if the ball goes out of bounds or if there is clear recovery of a loose ball in the immediate continuing football action after the loose ball or if the ball is out of bounds. If the replay official does not have indisputable video evidence as to which team recovers, the ruling of incomplete pass stands.
 - If the replay official reverses an incomplete forward pass ruling and the ball is recovered, it belongs to the recovering team at the spot of the recovery and any advance is nullified.

Dead Ball and Loose Ball

Reviewable plays involving potential dead balls and loose balls include:

- Loose ball by a potential passer ruled a fumble.
- Loose ball by a passer ruled incomplete forward pass when there is clear recovery in the immediate continuing action after the loose ball.
 - If the replay official does not have indisputable video evidence as to which team recovers, the ruling of incomplete pass stands.
 - If the replay official rules fumble, the ball belongs to the recovering team at the spot of the recovery and any advance is nullified.
- Live ball not ruled dead in possession of a ball carrier.

2019 SEC Football

d. Loose ball ruled dead (Rule 4-1-2-b-2), or live ball ruled dead in possession of a ball carrier when the clear recovery of a loose ball occurs in the immediate continuing football action.

1. If the ball is ruled dead and the replay official does not have indisputable video evidence as to which team recovers, the dead-ball ruling stands.

2. If the replay official rules that the ball was not dead, it belongs to the recovering team at the spot of the recovery and any advance is nullified.

e. Ball carrier's forward progress, spot of fumble, or spot of out of bounds backward pass, with respect to a first down or the goal line.

f. Catch or recovery of a fumble by a Team A player other than the fumbler before any change of possession during fourth down or a try.

g. Ball carrier in or out of bounds. If a ball carrier is ruled out of bounds, the play is not reviewable, except as in Rules 12-3-1-a and 12-3-3-d.

h. Catch, recovery or touching of a loose ball by a player in bounds or out of bounds.

i. A loose ball touching on or beyond a sideline, goal line, or end line, touching a pylon, or breaking the plane of a goal line.

j. Catch or recovery of a loose ball in the field of play or an end zone.

k. Forward fumble that goes out of bounds with respect to a first down.

l. Live ball declared dead under Rule 4-1-2-b-2 and b-3 (inadvertent whistle).

Kicks

Reviewable plays involving kicks include:

a. Touching of a kick.

b. Player beyond the neutral zone when kicking the ball.

c. Kicking team player advancing a ball after a potential muffed kick/fumble by the receiving team.

d. Scrimmage kick crossing the neutral zone.

e. Blocking by Team A players before they are eligible to touch the ball on an on-side kick.

Targeting

a. All targeting fouls shall be reviewed. The review includes all aspects of the targeting foul. For a Targeting foul to be confirmed, all elements of the Targeting foul must be confirmed. There is no option for stands as a part of the Targeting review. If any element of the Targeting foul cannot be confirmed, then the Replay Official shall overturn the targeting foul.

b. The Replay Official may create a targeting foul, but only when the targeting action is clear and obvious and the foul is not called by the officials on the field. Such a review may not be initiated by a coach's challenge.

Miscellaneous

Situations that may be addressed by the replay official:

a. The number of players on the field for either team during a live ball.

b. Clock adjustment and status when a ruling is reviewed.

c. With less than one minute in either half and a replay review results in the on-field ruling being reversed, and the correct ruling would not have stopped the game clock, then the clock will be reset to the time the ball is declared dead by replay. The referee will subtract 10 seconds from the game clock and the game clock will start on the referee's signal. Either team may use a team timeout to avoid the runoff.

d. Clock adjustment at the end of any quarter. If at the end of any quarter the game clock expires, either during a down in which it should be stopped by rule through play when the ball becomes dead or following the down upon a request for an available team timeout, the replay official may restore time only under these conditions:

1. The replay official has indisputable video evidence that time should have remained on the game clock when the ball became dead or when the team timeout was granted;

2. In the second and fourth quarters only, the team in possession when the ball became dead would next put the ball in play from scrimmage (not the try);

3. In the fourth quarter only, either the score is tied or the team that will next snap the ball is behind by eight points or fewer; and

4. The replay official's video evidence includes the timeout signal by an official in the case where the game clock should have stopped for a requested team timeout.

e. Correcting the number of a down.

1. This includes the result of a penalty enforcement that includes an automatic first down or loss of down.

2. The correction may be made at any time within that series of downs or before the ball is legally put in play after that series.

f. Any person who is not a player interfering with live-ball action occurring in the field of play (Rule 9-2-3).

g. An injured player at the initiation of the medical observer.

Limitations on Reviewable Plays

No other plays or officiating decisions are reviewable. However, the replay official may correct egregious errors, including those involving the game clock, whether or not a play is reviewable. This excludes fouls that are not specifically reviewable (Reviewable fouls: Rules 12-3-2-c and d, 12-3-4-b and -e and 12-3-5-a).

Reviewable Fouls

The following plays are reviewable and the replay official may create a foul when there is no call by the on-field officials:

a. Player making a forward pass or forward handoff when beyond the neutral zone or after a change of possession.

b. Player beyond the neutral zone when kicking the ball.

c. Blocking by Team B players before they are eligible to touch the ball on an onside kick.

d. The number of players on the field for either team during a live ball.

e. Illegal touching of a forward pass by an originally eligible receiver who has gone out of bounds.

f. Player who is out of bounds touching a free kick that had not been touched inbounds.

g. Forward pass that becomes illegal as a second pass after an on-field ruling of a backward pass is reversed.

h. A clear, obvious and egregious targeting foul.

THE PROCESS

Each SEC football stadium has a secured replay booth equipped with the HD Instant Replay system provided by DVSport. Three individuals work in the booth for the duration of the game: 1. Replay Official, 2. Communicator, 3. Technician. The Replay Official and the Communicator are selected and assigned by the Conference Office.

A live HD video feed is sent directly to the replay booth from the TV truck. The Technician watches the feed on an input monitor while recording it into the DVSport Replay System. The Technician also marks the beginning of each play while the Communicator marks all incoming replays.

Each play and subsequent replay then appears on a touch screen in front of the Replay Technician. As the Technician and the Communicator mark the incoming video, each view will appear as a small picture on the computer touch screen. At any time, the Replay Technician can touch the thumbnail and immediately send that play or replay to the Replay Official.

With the Communicator's assistance, the Replay Official can quickly jump between replays while playing back the video. All replay video navigation is done via a jog shuttle remote controlled by the Replay Official. All video is viewed on an HD monitor that sits in front of the Replay Official. The touch screen is only used to select the replays and to log specific play data in the event a call is overturned.

While all plays are reviewed between the whistle and the beginning of the next play, the Replay Official can stop play on the field by using a pager system. Seven of the eight on-field officials wear pagers. If play is stopped the Referee announces on the stadium PA microphone that play has been stopped so the previous play can be reviewed. The Referee then proceeds to the sideline headset, which provides direct communication to the Replay Official in the booth. Once the play has been reviewed, the Replay Official notifies the Referee, who then announces the decision on the stadium PA system.

RECENT ADDITIONS

*For the 2016 season, the SEC will utilize the new experimental rule that allows personnel in a separate secure location identified by the conference to assist the Instant Replay Official at the stadium in making decisions. The SEC will locate 3 Instant Replay Officials in the SEC Video Center each week to collaborate with the onsite Replay Official during any replay stoppage. The 3 Replay Officials in the Video Center will have real time video and communications with the Replay Official in the stadium to aid in this collaboration. The goal of this process will be consistency in decision making and to help avoid incorrect outcomes.

* Monitors may be used to view a live telecast or webcast in the football coaching booth. The home team is responsible for assuring identical television capability in the coaches' booths of both teams. This capability may not include replay equipment or recorders.

* If at the end of any quarter the game clock expires, either during a down in which it should be stopped by rule through play when the ball becomes dead or following the down upon a request for an available team timeout, the replay official may restore time only under these conditions:

1. The replay official has indisputable video evidence that time should have remained on the game clock when the ball became dead or when the team timeout was granted;

2. The team in possession when the ball became dead would next put the ball in play from scrimmage;

3. In the fourth quarter only, either the score is tied or the team that will next snap the ball is behind by eight points or fewer; and

4. The replay official's video evidence includes the timeout signal by an official in the case where the game clock should have stopped for a requested team timeout.

THE EQUIPMENT

Each SEC member institution uses the new multi-view HD Replay System developed by DVSport. The replay systems are maintained by the home institution with technical support from DVSport.

SEC BOWL SUCCESS

NATIONAL CHAMPIONS SINCE 1992

Since the first SEC expansion in 1992, the SEC has the most national championships (AP, USA Today) with 13. During that time, the SEC has had more teams with national titles than any other conference (5). Here is a breakdown:

SEC (13) Florida (2008, 2006, 1996), LSU (2003, 2007), Tennessee (1998), Alabama (1992, 2009, 2011, 2012, 2015, 2017), Auburn (2010)
 Big 12 (5) Texas (2005), Oklahoma (2000), Nebraska (1994, 1995, 1997)
 ACC (5) Florida State (1993, 1999, 2013), Clemson (2016, 18)
 Big Ten (3) Ohio State (2002, 2014), Michigan (1997)
 Pac-10 (2) Southern California (2003, 2004)
 Big East (1) Miami, Fla. (2001)

The SEC was the first conference to claim four consecutive Associated Press (first poll - 1936), National Football Foundation and College Hall of Fame (first poll - 1959), Football Writers Association of America (first poll - 1954) and USA Today or UPI Coaches Poll (first poll - 1950) national championships.

SEC IN BOWL GAMES

• Since 2006, the SEC has accrued more bowl wins (82) and appearances (133) than any other conference. The conference's .628 bowl winning percentage is first among FBS leagues during that time.

SEC	82-51	.617
Sun Belt	25-17	.595
Mountain West	41-32	.562
Conference USA	41-36	.532
Pac-12	45-41	.523
American	40-37	.519
Independents	14-13	.519
Big 12	50-47	.515
ACC	59-63	.484
Big Ten	47-62	.431
MAC	17-50	.254

• The SEC is 6-3 in College Football Playoff games (not versus each other) and 1-2 in College Football Playoff National Championship Games (not versus each other). The SEC has appeared in four of the five CFP National Championship Games, winning two. The SEC finished 9-2 in BCS National Championship Games (LSU 2-1, Florida 2-0, Alabama 3-0, Tennessee 1-0, Auburn 1-1), 8-1 vs. non-SEC competition. The SEC had the most wins (17) and the highest winning percentage of any conference that has three-or-more appearances in BCS bowl games. The SEC was 17-10 in BCS games (.630 percentage), 16-9 (.640) in non-conference. Since 2006, the SEC has posted a 15-8 (.652) record in BCS/CFP games, more wins, appearances and winning percentage than any other conference.

• With conference limits being removed in 2014 with the College Football Playoff, the SEC became the first conference to place three teams in CFP/BCS postseason bowls: Ole Miss (Chick-fil-A); Mississippi State (Orange); Alabama (Sugar/National Semifinal).

• Eight different SEC teams, six from the SEC Western Division, have made BCS/New Year's Six bowl game appearances since 2006: Alabama, Arkansas, Auburn, Florida, Georgia, LSU, Ole Miss and Mississippi State.

SEC SENDS NINE TO POSTSEASON BOWLS, INCLUDING THREE TO NEW YEAR'S SIX

Nine Southeastern Conference football teams learned their post-season bowl destinations on Sunday, including No. 1-ranked LSU which will play No. 4 Oklahoma in the Peach Bowl on December 28 in a semifinal game for the College Football Playoff.

The College Football Playoff committee first selected teams for the national semifinal games, the Chick-fil-A Peach Bowl and the PlayStation Fiesta Bowl. The committee later announced the participants in the Allstate Sugar Bowl, Rose Bowl Game presented by Northwestern Mutual, Capital One Orange Bowl and Goodyear Cotton Bowl.

Georgia will play in the Allstate Sugar Bowl on January 1 against Baylor. In the contracted New Year's Day game between the SEC and Big 12, the SEC places its conference champion in the Sugar Bowl, or the SEC team that is highest ranked in the CFP standings who is not otherwise selected for the CFP Semifinals.

In another CFP New Year's Six Game involving the SEC, Florida will play Virginia in the Capital One Orange Bowl.

Next, the VRBO Citrus Bowl selected Alabama from the SEC to play Michigan.

This marks the sixth year the conference has assigned league schools to an "SEC Bowl Pool" that includes the Academy Sports + Outdoors Texas Bowl in Houston, the Franklin American Mortgage Music City Bowl in Nashville, the Belk Bowl in Charlotte, the AutoZone Liberty Bowl in Memphis, the TaxSlayer Gator Bowl in Jacksonville and the Outback Bowl in Tampa.

Texas A&M will play a Big 12 opponent in the Academy Sports + Outdoors Texas Bowl, Mississippi State will play a Big Ten opponent in the Franklin American Mortgage Music City Bowl, Kentucky will play an ACC opponent in the Belk Bowl, Tennessee will play an ACC opponent in the TaxSlayer Gator Bowl and Auburn will play a Big Ten opponent in the Outback Bowl.

"The SEC Bowl Pool participants are determined after conversations with bowl partners and discussions with school personnel in order to create a lineup of compelling bowl games for our teams and their fans," said SEC Commissioner Greg Sankey. "This process, as approved by the institutions of the SEC, provides an opportunity to create intriguing matchups and varying assignments to help prevent repetitive postseason destinations."

Most Bowl Appearances – Single Season

1. 12 – SEC, 2014, 2016
2. 11 - SEC, 2018
11 – ACC, 2013, 2014, 2016, 2018
3. 10 – SEC, 2009, 2010, 2013, 2015
10 – ACC, 2008, 2017
10 – Big Ten, 2011, 2014, 2015, 2016
10 – Pac-12, 2015
6. 9 – SEC, 2000, 2006, 2007, 2011, 2012, 2017
9 – ACC, 2010, 2015
9 – Big 12, 2012
9 – Pac 12, 2013, 2017
9 - Big Ten, 2018
9 – Conference USA, 2017

Most Bowl Wins – Single Season

1. 9 – SEC, 2015 (9-2)
9 – ACC, 2016 (9-3)
3. 7 – SEC, 2007 (7-2); 2013 (7-3); 2014 (7-5)
7 – Big Ten, 2017 (7-1)

2018 SEC Football

SEC FOOTBALL

NATIONAL CHAMPIONS SINCE 1992

Since the first SEC expansion in 1992, the SEC has the most national championships (AP, USA Today) with 13. During that time, the SEC has had more teams with national titles than any other conference (5). Here is a breakdown:

SEC (13)	Florida (2008, 2006, 1996), LSU (2003, 2007), Tennessee (1998), Alabama (1992, 2009, 2011, 2012, 2015, 2017), Auburn (2010)
Big 12 (5)	Texas (2005), Oklahoma (2000), Nebraska (1994, 1995, 1997)
ACC (5)	Florida State (1993, 1999, 2013), Clemson (2016, 18)
Big Ten (3)	Ohio State (2002, 2014), Michigan (1997)
Pac-10 (2)	Southern California (2003, 2004)
Big East (1)	Miami, Fla. (2001)

The SEC was the first conference to claim four consecutive Associated Press (first poll - 1936), National Football Foundation and College Hall of Fame (first poll - 1959), Football Writers Association of America (first poll - 1954) and USA Today or UPI Coaches Poll (first poll - 1950) national championships.

SEC SUCCESS SINCE 2006

During the last 13 seasons (2006-18), Southeastern Conference football has experienced success that is unparalleled in its football history and in the history of college football. During this tenure, the SEC's achievements have been demonstrated by:

- Triumphs in major bowl games, including the National Championship Game
- Non-conference success in regular season and bowl games
- Defeating highly-ranked non-conference teams
- Success in the polls and rankings
- Individual awards and All-America Teams
- Academic and Community Service Standouts
- Continued accomplishments of former SEC student-athletes in the NFL and NFL Draft

SEC IN THE COLLEGE FOOTBALL PLAYOFF

Teams in the Playoff (Record-Winning %)

SEC: 6 (7-4; .636) (Includes 2018 All-SEC National Championship Game)

(6-3; .667 in games not versus each other)

ACC: 5 (5-3; .625)

Big Ten: 3 (2-2; .500)

Pac-12: 2 (1-2; .333)

Big 12: 3 (0-3; .000)

Independent: 1 (0-1; .000)

National Championship Game Appearances

SEC: 5

ACC: 3

Big Ten: 1

Pac-12: 1

Big 12: 0

SEC IN THE CFP/BCS ERA (Since 1998)

• The SEC has won nine of the last 13 national championships, 11 of the 21 BCS/CFP-era National Championships, five runner-up finishes and 25 overall national titles (AP, BCS, FWAA, coaches poll) in SEC history. The SEC has appeared in 12 of the last 13 National Championship Games and in 10 of the 16 BCS Championship Games, winning nine.

• Four different SEC schools have won the National Championship since 2006 (Auburn, 2010; Alabama, 2009, 2011, 2012, 2015, 2017; Florida, 2006 and 2008; LSU, 2007). Five programs have advanced to the national championship game since 2008 as Georgia met Alabama in the 2018 CFP Championship Game. Tennessee (1998) and LSU (2003) have also won the former BCS crown. Auburn appeared in the 2013 BCS Championship Game, as did LSU in 2011. A team from the SEC Western Division had advanced to five consecutive national championship games prior to the 2014 season, when Alabama lost in the CFP semifinals. The ACC (Clemson, Miami and Florida State) has had three schools win titles since 1998, while the Big 12 (Texas and Oklahoma) has had two.

• Eight different SEC teams, six from the SEC Western Division, have made BCS/New Year's Six bowl game appearances since 2006: Alabama, Arkansas, Auburn, Florida, Georgia, LSU, Ole Miss and Mississippi State.

• Since 2006, over half of the slots in the National Championship Game have been taken by SEC teams (15 of 28). The Big Ten and ACC have three during that time, while the Big 12, Pac-12 has two.

• The SEC has had more teams ranked in the BCS/CFP standings for the most times than any other conference since 2006. The league has had 13 of its 14 teams ranked at one time or another since 2006. Vanderbilt is the only team to not appear in the BCS/CFP rankings during this time, however, the Commodores finished ranked in the Top 25 in both 2012 and 2013 after bowl games with 9-4 records. The

BCS/CFP does not produce a poll following bowl games.

• Since 2006, the SEC has posted 19 wins in BCS - now New Year's Six/Access bowls - more wins than any other conference. Here are the BCS/CFP bowl records of all conferences since 2006:

SEC	19-13	.594
Big Ten	14-15	.483
Pac-12	10-10	.500
ACC	10-11	.476
Big 12	8-12	.400
AAC	7-4	.636
Mountain West	3-1	.750
WAC	2-1	.667
MAC	0-2	.000
Independents	0-4	.000

CFP Era (2014-Present) (Includes CFP Championship Game)

SEC	9-8	.529
Big Ten	9-6	.600
ACC	7-5	.583
Pac-12	3-4	.429
Big 12	3-4	.429
AAC	1-1	.500
Mountain West	1-0	1.000
MAC	0-1	.000
Independent	0-2	.000

• With conference limits being removed in 2014 with the College Football Playoff, the SEC became the first conference to place three teams in CFP/BCS postseason bowls: Ole Miss (Chick-fil-A); Mississippi State (Orange); Alabama (Sugar/National Semifinal) in 2014.

• Three of the top 10 defensive performances in CFP/BCS history have been registered by SEC teams, more than any other conference. Alabama's shutout of LSU in the 2012 BCS National Championship Game was the first shutout in CFP/BCS history. Alabama defeated Michigan State soundly 38-0 in a CFP National Semifinal in 2015, while defeating Washington 24-7 in 2016 semifinal contest. Alabama dominated Clemson in the 2018 Sugar Bowl Semifinal, holding Clemson to just 188 yards, well short of their average 448 yards per game.

• Alabama's 28-point victory over Notre Dame in the 2013 Discover BCS National Championship is the second-largest in the CFP/BCS Championship Game era. (Southern Cal defeated Oklahoma by 36 in the 2005 BCS Championship Game for the top spot, however, that victory was later vacated.)

• During the seven-year national championship winning streak, the SEC's average margin of victory in National Championship Games was 17 points, which included a three point victory over Oregon in 2011, the only game during the streak decided by single digits.

SEC IN OVERALL BOWL GAMES

• Since 2006, the SEC has accrued more bowl wins (82) and appearances (133) than any other conference. The conference's .628 bowl winning percentage is first among FBS leagues during that time.

SEC	82-51	.617
Sun Belt	25-17	.595
Mountain West	41-32	.562
Conference USA	41-36	.532
Pac-12	45-41	.523
American	40-37	.519
Independents	14-13	.519
Big 12	50-47	.515
ACC	59-63	.484
Big Ten	47-62	.431
MAC	17-50	.254

• The SEC is 6-3 in College Football Playoff games (not versus each other) and 1-2 in College Football Playoff National Championship Games (not versus each other). The SEC has appeared in four of the five CFP National Championship Games, winning two. The SEC finished 9-2 in BCS National Championship Games (LSU 2-1, Florida 2-0, Alabama 3-0, Tennessee 1-0, Auburn 1-1), 8-1 vs. non-SEC competition. The SEC had the most wins (17) and the highest winning percentage of any conference that has three-or-more appearances in BCS bowl games. The SEC was 17-10 in BCS games (.630 percentage), 16-9 (.640) in non-conference. Since 2006, the SEC has posted a 19-13 (.594) record in BCS/CFP games, more wins, appearances and winning percentage than any other A5 conference.

• The SEC has now won 32 games in the last five postseasons. With 12 teams advancing to bowl games in 2016, the SEC became the first conference to send at least 10 teams to postseason bowls in four consecutive seasons. The SEC also sent a NCAA-record 12 teams to participate in postseason bowl games in 2014 and has sent no less than eight teams to post-season bowls in each of the last 12 seasons. The SEC established a national-record with nine postseason victories in 2015 and owned the previous record for postseason bowl victories with seven wins in 2007, 2013 and 2014.

• The SEC is 82-51 (.617) in bowl games since 2006, the only FBS league with a .600 or better winning percentage and 23 wins more than the next closest conference.

SEC vs. OTHER CONFERENCES

• Since 2006, the SEC has posted the highest non-conference winning percentage (regular season & bowls) than any other conference. The league has a 649-156 record, an 80.6 winning percentage. The SEC has won no less than 43 non-conference games (regular season & bowls) during the last 13 seasons (2006-2018). Last season (2018), the SEC was 50-6 (.893), 56-12 (.824) including bowl games.

• Teams from the SEC have posted 77 wins since 2008 against non-conference Top 25 teams (at time game was played), an average of seven wins per season. Eleven of the 14 SEC teams have at least one win against a non-conference Top 25 team in the last 10 years with Alabama (14), Georgia (11), LSU (12), South Carolina (7), Florida (7), Auburn (3) and Texas A&M (3) leading the way.

SEC IN FINAL RANKINGS

• Since 2006, the SEC has had the most teams ranked in the final USA Today Coaches Poll. The conference has had 72 teams ranked in the final USA Today rankings, 20 more than the Big Ten (52) and 28 more than the Big 12 (44).

• The SEC has either led or tied for the lead with the most teams ranked in the USA Today Top 25 for 12 of the last 13 seasons, including 2018. Ten SEC schools were ranked at some point during the 2018 season in the polls, with 13 receiving votes at some point during the season.

SEC INDIVIDUAL AWARDS AND ALL-AMERICANS

• In the 31 individual awards, the SEC has had at least one recipient in 29 of them since 2006. The SEC has only not had a winner of the Lou Groza (placekicker) or Brian Burlsworth (walk-on) in the last 13 seasons.

• Since 2006, the SEC football student-athletes and coaches have won 97 major individual awards, an average of over seven per year. The league won 10 awards in 2018 and an all-time high 12 individual honors in 2010.

• The SEC has won a national player of the year in the last 12 seasons with seven different players since 2007—Darren McFadden, Arkansas, and Tim Tebow, Florida; Tebow in 2008; Mark Ingram, Alabama, in 2009; Cam Newton, Auburn, in 2010; Johnny Manziel, Texas A&M, in 2012; Derrick Henry, Alabama, in 2015; Tua Tagovailoa, Alabama, in 2018. The SEC did not have a national player of the year in 2011, 2013, 2014, 2016 or 2017. Three of the Heisman finalists in 2013 were, however, from the SEC, as well as one of three in 2014.

SEC INDIVIDUAL AWARD WINNERS SINCE 2006

HEISMAN MEMORIAL TROPHY (Nation's best player) — Derrick Henry, Alabama (2015); Johnny Manziel, Texas A&M (2012); Cam Newton, Auburn (2010); Mark Ingram, Alabama (2009); Tim Tebow, Florida (2007)

CHUCK BEDNARIK AWARD (Nation's best defensive player) — Patrick Peterson, LSU (2010); Tyrann Mathieu, LSU (2011); Jonathan Allen, Alabama (2016); Minkah Fitzpatrick, Alabama (2017); Josh Allen, Kentucky (2018)

RAY GUY AWARD (Nation's best punter) — Brandon Mann, Texas A&M (2018); Chas Henry, Florida (2010); Drew Butler, Georgia (2009)

MAXWELL AWARD (Nation's best player) — Tua Tagovailoa, Alabama (2018); Derrick Henry, Alabama (2015); Cam Newton, Auburn (2010); Tim Tebow, Florida (2008); Tim Tebow, Florida (2007); AJ McCarron, Alabama (2013)

WALTER CAMP AWARD (Nation's best player) — Tua Tagovailoa, Alabama (2018); Derrick Henry, Alabama (2015); Cam Newton, Auburn (2010); Darren McFadden, Arkansas (2007)

DOAK WALKER AWARD (Nation's best running back) — Derrick Henry, Alabama (2015); Trent Richardson, Alabama (2011); Darren McFadden, Arkansas (2007); Darren McFadden, Arkansas (2006)

DAVEY O'BRIEN AWARD (Nation's best quarterback) — Johnny Manziel, Texas A&M (2012); Cam Newton, Auburn (2010); Tim Tebow, Florida (2007)

JIM THORPE AWARD (Nation's best defensive back) — DeAndre Baker, Georgia (2018); Minkah Fitzpatrick, Alabama (2017); Johnathan Banks, Mississippi State (2012); Morris Claiborne, LSU (2011); Patrick Peterson, LSU (2010); EriBerry, Tennessee (2009)

JOHN MACKAY AWARD (Nation's best tight end) — Hunter Henry, Arkansas (2015); D.J. Williams, Arkansas (2010); Aaron Hernandez, Florida (2009)

ROTARY LOMBARDI AWARD (Nation's outstanding lineman) — Nick Fairley, Auburn (2010); Glenn Dorsey, LSU (2007)

PAUL HORNUNG AWARD (Nation's most versatile player) — Brandon Boykin, Georgia (2011); Odell Beckham, LSU (2013)

FRANK BROYLES AWARD (Nation's top assistant coach) — John Chavis, LSU (2011); Gus Malzahan, Auburn (2010); Kirby Smart, Alabama (2009)

JOHNNY UNITAS GOLDEN ARM (Outstanding senior quarterback) — AJ McCarron, Alabama (2013). AFCA ASSISTANT COACH OF THE YEAR — Kirby Smart, Alabama (2012)

DISNEY SPIRIT AWARD (Top inspirational story) — Alabama Football Team (2011); D.J. Williams, Arkansas (2010)

HOME DEPOT COACH OF THE YEAR (National Coach of the Year) — Les Miles, LSU (2011); Gene Chizik, Auburn (2010); Nick Saban, Alabama (2008); Gus Malzahn, Auburn (2013)

EDDIE ROBINSON FWAA COACH OF THE YEAR — Nick Saban, Alabama (2008); Gus Malzahn, Auburn (2013)

LIBERTY MUTUAL COACH OF THE YEAR — Nick Saban, Alabama (2008); Les Miles, LSU (2011); Gus Malzahn, Auburn (2013)

CoSIDA/ESPN ACADEMIC ALL-AMERICAN OF THE YEAR — Barrett Jones, Alabama (2012); Greg McElroy, Alabama (2010); Tim Tebow, Florida (2009)

BUTKUS AWARD (Nation's best linebacker) — Rolando McClain, Alabama (2009); Patrick Willis, Ole Miss (2006); C.J. Mosley, Alabama (2013); Reuben Foster, Alabama (2016); Roquan Smith, Georgia (2017); Devin White, LSU (2018)

WILLIAM V. CAMPBELL TROPHY (Nation's top scholar-athlete) — Tim Tebow, Florida (2009); Barrett Jones, Alabama (2012)

RIMINGTON TROPHY (Nation's best center) — Ryan Kelly, Alabama (2015); Reece Dismukes, Auburn (2014); Barrett Jones, Alabama (2012); Maurkice Pouncey, Florida (2009); Jonathan Luigs, Arkansas (2007)

LOWE'S SENIOR CLASS AWARD (Nation's top senior student-athlete) — Dak Prescott, Mississippi State (2015); Tim Tebow, Florida (2009)

WUERFFEL TROPHY (Community Service, Athletic and Academic Achievement) — Tim Tebow, Florida (2008); Barrett Jones, Alabama (2011); Trevor Knight, Texas A&M (2016); Courtney Love, Kentucky (2017)

BILETNIKOFF AWARD (Wide Receiver) — Amari Cooper, Alabama (2014); Jerry Jeudy, Alabama (2018)

OUTLAND TROPHY (Nation's top lineman) — Barrett Jones, Alabama (2011); Andre Smith, Alabama (2008); Glenn Dorsey, LSU (2007); Cam Robinson, Alabama (2016); Quinnen Williams, Alabama (2018)

WALTER CAMP COACH OF THE YEAR — Nick Saban, Alabama (2008)

BRONKO NAGURSKI AWARD (Nation's top defensive player) — Glenn Dorsey, LSU (2007); Jonathan Allen, Alabama (2016); Josh Allen, Kentucky (2018)

LOTT TROPHY (Defensive IMPACT Player) — Josh Allen, Kentucky (2018); Glenn Dorsey, LSU (2007)

MANNING AWARD (Nation's top quarterback) — Johnny Manziel, Texas A&M (2012); Tim Tebow, Florida (2008); JaMarcus Russell, LSU (2006)

ASSOCIATED PRESS COLLEGE PLAYER OF THE YEAR — Derrick Henry, Alabama (2015); Johnny Manziel, Texas A&M (2012); Tim Tebow, Florida (2007)

ARA SPORTSMANSHIP AWARD — Barrett Jones, Alabama (2011)

TED HENDRICKS TROPHY (Nation's best defensive ends) — Jadeveon Clowney, South Carolina (2012)

POP WARNER AWARD — Max Garcia, Florida (2014)

NFF LEGACY AWARD — Mike McNeely, Florida (2014)

2019 SEC Football

SEC FOOTBALL

• The SEC would fill a complete first unit at every position of first-team All-Americans since 2006. The SEC has had 132 players make first-team All-America in the AP, Walter Camp, FWAA or AFCA squads during that time. In 2018, the SEC saw 16 named First Team All-America, 12 of which were consensus All-Americans.

SEC FOOTBALL ACADEMIC & COMMUNITY SERVICE STANDOUTS

• 35 SEC football student-athletes have won 34 national academic and community service awards since 2006. The SEC has had 1/3 of the last 12 CoSIDA/ESPN Academic All-Americans of the Year in football, two recipients of the William V. Campbell Trophy (known as the "Academic Heisman"), 18 first-team CoSIDA/ESPN Academic All-America first team recipients, two recipients of the Wuerffel Trophy, eight National Football Foundation Scholar-Athletes and 24 representatives on the AFCA Good Works Team, including team captain Malcolm Mitchell of Georgia in 2015 and captain D.T. Shackelford of Ole Miss in 2014.

2006

CoSIDA/ESPN The Magazine Academic All-America First Team – Hayden Lane, OL, Kentucky
National Football Foundation Scholar-Athlete – Chris Leak, QB, Florida
AFCA Good Works Team – William Brown, OL, South Carolina; Quentin Moses, DE, Georgia; Jacob Tamme, TE, Kentucky; James Wilhoit, PK, Tennessee

2007

National Football Foundation Scholar-Athlete – Jacob Tamme, TE, Kentucky
CoSIDA/ESPN The Magazine Academic All-America First Team – Tim Tebow, QB, Florida; Jacob Tamme, TE, Kentucky
AFCA Good Works Team – Jason Cook, FB, Ole Miss; Kelin Johnson, SS, Georgia;

2008

CoSIDA/ESPN The Magazine Academic All-America First Team – Tim Tebow, QB, Florida; Tim Masthay, P, Kentucky
CoSIDA/ESPN The Magazine Academic All-America of the Year – Tim Tebow, QB, Florida
AFCA Good Works Team – Tim Masthay, P, Kentucky
Wuerffel Trophy – Tim Tebow, QB, Florida

2009

National Football Foundation Scholar-Athlete – Tim Tebow, QB, Florida
NFF William V. Campbell Trophy – Tim Tebow, QB, Florida
CoSIDA/ESPN The Magazine Academic All-America First Team – Tim Tebow, QB, Florida; Colin Peek, TE, Alabama
CoSIDA/ESPN The Magazine Academic All-America of the Year – Tim Tebow, QB, Florida
AFCA Good Works Team – Tim Tebow, QB, Florida; Jeff Owens, DL, Georgia

2010

National Football Foundation Scholar-Athlete – Greg McElroy, QB, Alabama; Derek Sherrod, OT, Mississippi State
CoSIDA/ESPN Academic All-America First Team – Greg McElroy, QB, Alabama; Barrett Jones, OL, Alabama; Drew Butler, P, Georgia

2011

National Football Foundation Scholar-Athlete - Drew Butler, P, Georgia
Capital One/CoSIDA Academic All-America First-Team - Barrett Jones, OL, Alabama; Drew Butler, P, Georgia
AFCA Good Works Team - Aron White, TE, Georgia; Jacob Lewellen, DL, Kentucky
ARA Sportsmanship Award -- Barrett Jones, OL, Alabama

2012

National Football Foundation Scholar-Athlete - Barrett Jones, C, Alabama
NFF William V. Campbell Trophy - Barrett Jones, C, Alabama
Capital One/CoSIDA Academic All-America First-Team - Barrett Jones, C, Alabama; Dylan Breeding, P, Arkansas
AFCA Good Works Team - Barrett Jones, C, Alabama; Philip Lutzenkirchen, TE, Auburn; Aaron Murray, QB, Georgia

2013

National Football Foundation Scholar-Athlete - Aaron Murray, QB, Georgia
Capital One/CoSIDA Academic All-America First-Team - Aaron Murray, QB, Georgia;
AFCA Good Works Team - Carey Spear, PK, Vanderbilt

2014

AFCA Good Works Team - Deterrian Shackelford, Ole Miss (Captain); Chris Conley, Georgia; Andrew East, Vanderbilt; Max Godby, Kentucky
Community Spirit Award - Dylan Thompson, South Carolina
Pop Warner Award - Max Garcia, Florida
NFF Legacy Award - Mike McNeely, Florida

2015

Lowe's Senior CLASS Award - Dak Prescott, Mississippi State
AFCA Good Works Team - Jonathan Wallace, Auburn; Malcolm Mitchell, Georgia (Captain); Landon Foster, Kentucky
Community Spirit Award - Malcolm Mitchell, Georgia

2016

Lowe's Senior CLASS Award - O.J. Howard, Alabama
AFCA Good Works Team - Jeb Blazevich, Georgia; Oren Burks, Vanderbilt
CoSIDA Academic All-America First-Team - Brooks Ellis, LB, Arkansas
National Football Foundation Scholar-Athlete – Brooks Ellis, LB, Arkansas

2017

AFCA Good Works Team - Daniel Carlson, Auburn; Aaron Davis, Georgia; Courtney Love, Kentucky; Courtney Openshaw, Vanderbilt
CoSIDA Academic All-America First-Team - John David Moore, TE, LSU; Tyler Stovall, ST, Auburn
Wuerffel Trophy - Courtney Love, Kentucky

2018

AFCA Good Works Team - Rodrigo Blankenship, Georgia
CoSIDA Academic All-America First-Team - Miles Butler, Kentucky

The SEC leads all conferences with 72 selections to the Good Works Team® since it began in 1992.

The SEC is followed by the Atlantic Coast Conference with 40 selections and the Big 12 Conference with 33 selections. Georgia is in first place with 19 honorees to the Allstate AFCA Good Works Team®. The Bulldogs are followed by Nebraska with 15 honorees. Super Bowl XLII, XLVI and XLI champion quarterbacks Eli and Peyton Manning were members of the 2002 and 1997 Good Works Teams®, respectively.

SEC IN THE NFL

• The Southeastern Conference led the nation yet again in 2019 with an all-time high 432 former players on opening weekend 53-man active rosters, including injured reserve. This mark shattered the previous record of 379 set in 2018.

• The SEC has had more of its former players on NFL rosters in the last 10 seasons than any other conference. Since 2010, the SEC has averaged nearly 340 players per year on NFL opening weekend rosters, as well as 379 over the last five years.

• During the last 13 completed NFL seasons (2005-18), the SEC had had five of its former players named NFL MVP (2005, Shaun Alexander, RB, Alabama with Seattle; 2008-09-13, Peyton Manning, QB, Tennessee with Indianapolis and Denver; 2015, Cam Newton, QB, Auburn with Carolina).

• During the last 13 Super Bowls (2006-18), three former SEC players have been named game MVP five times (2006 – Hines Ward, WR, Georgia with Pittsburgh; 2007 – Peyton Manning, QB, Tennessee with Indianapolis; 2008 and 2012 – Eli Manning, QB, Ole Miss with New York Giants. Von Miller of Texas A&M was named MVP of Super Bowl 50, although his final year was the Aggies final season prior to joining the SEC.

SEC ON NFL ROSTERS

2010	2011	2012	2013	2014	2015	2016	2017	2018	2019
272	283	257	340	345	355	362	368	379	432

• The SEC led the nation's conferences in draft picks for the 12th consecutive year in 2018. The last time that the SEC did not top the conference draft list was in 2006, when the ACC had 52, the Big Ten had 41 and the SEC had 37.

• The nation-leading 53 NFL Draft picks tied for third most in SEC history, trailing only the 63 in 2013 and 54 in 2015.

• This marks the fourth straight year for the SEC to see 50 or more players taken in the NFL Draft. Only once in the last 25 years has another conference seen 50 or more players drafted.

• A total of 20 SEC players were taken in first two rounds of the 2018 NFL Draft, the second most by a single conference through the first two rounds in common draft era, only trailing the 21 set by the SEC a year ago.

• This is the second consecutive year the SEC has seen 25 or more players selected through the first three rounds of the NFL Draft.

• The SEC has averaged over 50 selections per draft since 2006.

• All but one SEC program saw at least one player taken in the 2018 NFL Draft, with nine of those schools seeing three or more selections. Half the league, seven SEC schools, saw four or more players selected.

• Alabama led the SEC with a school-record 12 draft selections.

• For the seventh time in the last eight years, the SEC once again led the nation in First Round NFL Draft selections. The SEC produced 10 opening-round draft picks, followed by the ACC (6), Big Ten (4), Pac-12 (4), MWC (3), Independents (2), AAC (1), Big 12 (1), C-USA, (1).

• The SEC had 10 First Round picks in 2018. During the last 12 NFL Drafts, the SEC has a nation-leading 111 players taken in the opening round, an average of over nine per season.

• Only six times in NFL Draft history has a single conference produced 10 or more First Round selections – the SEC accounts for five (5) of those occasions, which have all occurred since 2011.

• The SEC now has an impressive 87 First Round NFL Draft selections so far this decade.

• Since 2010, the SEC has nearly double (87) the total amount of First Round selections than the next closest conference (ACC – 44).

• Five different SEC teams had a player taken in the First Round of the 2018 NFL Draft.

• The SEC now has 31 Top-10 picks since 2009 and 37 since 2007.

• At least one Florida player has been selected in every NFL draft since 1952, the longest streak in SEC history. The Gators have had nine First Round picks in the last six NFL Drafts. Florida has had a first round pick in 11 of the last 12 years.

• Since 2009, Top 10 NFL picks by league: SEC (31); Big 12 (19); ACC (16); Pac-12 (17); B1G (7), MAC (3); Notre Dame (3), AAC (1), Mountain West (1), BYU (1).

• Alabama has a First Round selection in each of the past 10 NFL Drafts, the longest streak in SEC History and 2nd-longest in college football history.

• Alabama has the most First Round picks nationally since 2007 with 26.

• Georgia had a school-record three players chosen in the First Round.

• Alabama and Georgia, the two teams who played for the national championship last season, accounted for seven of the 32 picks of the opening round of the 2018 NFL Draft. Those seven selections are more than any other conference.

2018 FIRST-ROUND SELECTIONS BY CONFERENCE

SEC: 10
ACC: 6
B1G: 4
Pac-12: 4
MWC: 3
Independents (ND): 2
AAC: 1
Big 12: 1
C-USA: 1

FIRST-ROUND SELECTIONS SINCE 2010

SEC: 87
ACC: 44
Pac-12: 40
Big Ten: 38
Big 12: 34

SEC FIRST ROUND SELECTIONS SINCE 2010

2018: 10
2017: 12
2016: 8
2015: 7
2014: 11
2013: 12
2012: 9
2011: 11
2010: 7

SEC NFL DRAFT SELECTIONS

	2009	2010	2011	2012	2013	2014	2015	2016	2017	2018
SEC -	37	49	38	42	63	49	54	51	53	53
ACC -	33	31	35	31	31	42	47	26	43	45
Big Ten -	28	34	29	41	22	30	35	47	35	33
Pac-12 -	32	29	31	28	28	34	39	32	36	30
Big 12 -	28	30	30	26	22	17	25	26	14	20

SEC IN THE NFL SUCCESS

• Former Southeastern Conference football players have had success in the National Football League. Here is a snapshot of that success since 2000.

2000s All-Decade Team

OG - Alan Faneca, LSU (Pittsburgh, N.Y. Jets, Arizona)
C - Kevin Mawae, LSU (Seattle, N.Y. Jets, Tennessee)
QB - Peyton Manning, Tennessee (Indianapolis)
RB - Jamal Lewis, Tennessee (Baltimore, Cleveland)
RB - Shaun Alexander, Alabama (Seattle, Washington)
DT - Richard Seymour, Georgia (New England, Oakland)
CB - Champ Bailey, Georgia (Washington, Denver)

NFL MVPs

2003 - Peyton Manning, Indianapolis (Tennessee)
Jamal Lewis, Baltimore (Tennessee)
2004 - Peyton Manning, Indianapolis (Tennessee)
2005 - Shaun Alexander, Seattle (Alabama)
2008 - Peyton Manning, Indianapolis (Tennessee)
2009 - Peyton Manning, Indianapolis (Tennessee)
2013 - Peyton Manning, Denver (Tennessee)
2015 - Cam Newton, Carolina (Auburn)

Super Bowl MVPs

XL - Hines Ward, Pittsburgh (Georgia)
XLI - Peyton Manning, Indianapolis (Tennessee)
XLII - Eli Manning, New York Giants (Ole Miss)
XLVI - Eli Manning, New York Giants (Ole Miss)
50 - *Von Miller, Denver Broncos (Texas A&M)

*-Final season at Texas A&M was season prior to school joining the SEC.

A total of 26 former players from current Southeastern Conference institutions are on the full rosters, including practice squads and injured reserve, of the New England Patriots and Los Angeles Rams, the two National Football League teams who will square off for Super Bowl LIII on February 3. This year's Super Bowl will be played at Mercedes-Benz Stadium in Atlanta, home of the SEC Championship Game. Georgia and LSU lead the SEC with five former players represented in the Super Bowl, while Florida has four and Auburn with three. Twelve SEC schools will have at least one player represented in the Super Bowl. A representative from a SEC institution has been named MVP of the Super Bowl on five occasions since 2006.

Total 2018 NFL Draft Picks:

(Selections Per School in Parenthesis)

SEC: 53 (3.79)

ACC: 45 (3.21)
Pac-12: 36 (2.50)
Big Ten: 35 (2.36)
Big 12: 20 (2.0)
American: 18 (1.50)
FCS: 19
Conference USA: 10
Mountain West: 9
Independent: 6
MAC: 5
Division II: 4
Sun Belt: 3

SEC CHAMPIONSHIP GAME

SEC DIVISIONAL TIE-BREAKER

In the event of a tie for the division championship, the following procedures will be used to break all ties to determine the SEC Football Championship Game representative. All Conference versus Conference Games (both division and non-division) will be counted in the Conference Standings.

1. **Two-Team Tie.** In the event two teams are tied for a division title, the following procedure will be used in the following order:

- Head-to-head competition between the two tied teams;
- Records of the tied teams within the division;
- Head-to-head competition against the team within the division with the best overall (divisional and non-divisional) Conference record, and proceeding through the division (multiple ties within the division will be broken from first to last and a tie for first place will be broken before a tie for fourth place);
- Overall record against non-divisional teams;
- Combined record against all common non-divisional teams;
- Record against the common non-divisional team with the best overall Conference record (divisional or non-divisional) and proceeding through other common non-divisional teams based on their order of finish within their division;
- Best cumulative Conference winning percentage of non-divisional opponents; and

Example: Tied Teams Non-Divisional Opponents Cumulative Record

Western 1 Eastern Opponents: 14-2

Western 2 Eastern Opponents: 12-4

(Western 1 would be the representative)

H. Coin flip of the tied teams.

2. **Three-Team Tie (or more).** If three teams (or more) are tied for a division title, the following procedure will be used in the following order: (Note: If one of the procedures results in one team being eliminated and two remaining, the two-team tiebreaker procedure as stated in No. 1 above will be used):

- Combined head-to-head record among the tied teams;
- Record of the tied teams within the division;
- Head-to-head competition against the team within the division with the best overall Conference record (divisional and non-divisional) and proceeding through the division (multiple ties within the division will be broken from first to last and a tie for first place will be broken before a tie for fourth place);
- Overall Conference record against non-divisional teams;
- Combined record against all common non-divisional teams;
- Record against the common non-divisional team with the best overall Conference record (divisional and non-divisional) and proceeding through other common non-divisional teams based on their order of finish within their division; and
- Best cumulative Conference winning percentage of non-divisional opponents (Note: If two teams' non-divisional opponents have the same cumulative record, then the two-team tiebreaker procedures apply. If four teams are tied, and three teams' non-divisional opponents have the same cumulative record, the three-team tiebreaker procedures will be used beginning with 2.A.);

Example: Tied Teams Non-Divisional Opponents Cumulative Record

Western 1 Eastern Opponents: 14-2

Western 2 Eastern Opponents: 12-4

Western 3 Eastern Opponents: 8-8

(Western 1 would be the representative)

H. Coin flip of the tied teams with the team with the odd result being the representative (Example: If there are two teams with tails and one team with heads, the team with heads is the representative).

2019 SEC CHAMPIONSHIP GAME

The Southeastern Conference's Eastern and Western Division winners will meet in Atlanta's Mercedes-Benz Stadium to battle for the league championship and the right to represent the conference in the College Football Playoff. The 28th-annual title game will be played on December 7 and will be televised nationally by CBS Sports.

The game was born as a result of 1992 conference expansion, which saw Arkansas and South Carolina become the first members added in SEC history. Under NCAA regulations, a conference with 12 members may play an additional football game to determine its champion, provided the regular season is played in divisions.

The participants of the game are determined each year during the eight-game regular-season conference schedule as the teams with the best overall SEC winning percentage in each division.

The 2018 SEC Championship Game was the most-watched and highest-rated regular-season college football game on any network in seven years with a 10.1/23 rating/share and 17.5 million viewers. It also marked the second most-watched SEC Championship ever in 26 years since the game debuted in 1992.

The 2009 SEC Championship Game earned an 11.8 rating and a 24 share, marking the highest-rated SEC Championship Game in history. The game matched the No. 1 Florida Gators (12-0) vs. the No. 2 Alabama Crimson Tide (12-0).

The SEC Championship Game has drawn 25 capacity crowds in its 27-year history. Only 1993 (Birmingham) and 1995 (Atlanta) were not sellouts.

The SEC, along with AMB Sports & Entertainment (AMBSE) and the Georgia World Congress Center Authority (GWCCA), have an agreement to host the SEC Championship Game at Mercedes-Benz Stadium in Atlanta through 2026. The new agreement allows the SEC the option of adding up to two successive five-year extensions.

The Georgia Dome hosted the SEC Championship Game for 23 years beginning in 1994, with capacity crowds in the last 21 consecutive years. By the end of the new agreement, including options, the Championship will have been played in Atlanta a total of 43 years.

Year	Score	Attendance
1992	Alabama 28, Florida 21	83,091
1993	Florida 28, Alabama 13	76,345
1994	Florida 24, Alabama 23	74,751
1995	Florida 34, Arkansas 3	71,325
1996	Florida 45, Alabama 30	74,132
1997	Tennessee 30, Auburn 29	74,896
1998	Tennessee 24, Miss. State 14	74,795
1999	Alabama 34, Florida 7	71,500
2000	Florida 28, Auburn 6	73,427
2001	LSU 31, Tennessee 20	74,843
2002	Georgia 30, Arkansas 3	74,835
2003	LSU 34, Georgia 13	74,913
2004	Auburn 38, Tennessee 28	74,892
2005	Georgia 34, LSU 14	73,717
2006	Florida 38, Arkansas 28	73,374
2007	LSU 21, Tennessee 14	73,832
2008	Florida 31, Alabama 20	75,892
2009	Alabama 32, Florida 13	75,514
2010	Auburn 56, South Carolina 17	75,802
2011	LSU 42, Georgia 10	74,515
2012	Alabama 32, Georgia 28	75,624
2013	Auburn 59, Missouri 42	75,632
2014	Alabama 42, Missouri 13	73,526
2015	Alabama 29, Florida 15	75,320
2016	Alabama 54, Florida 16	74,632
2017	Georgia 28, Auburn 7	76,534
2018	Alabama 35, Georgia 28	77,141

Here's a chart of team history in the SEC Championship Game:

Team	Appearances	W-L	Pct.
Florida	12	7-5	.583
Alabama	11	7-4	.636
Georgia	7	3-4	.429
Auburn	6	3-3	.500
LSU	5	4-1	.800
Tennessee	5	2-3	.400
Arkansas	3	0-3	.000
Missouri	2	0-2	.000
Mississippi State	1	0-1	.000
South Carolina	1	0-1	.000

SEC CHAMPIONSHIP GAME

SEC CHAMPIONSHIP GAME RACE RECAPS

1992 - Both races decided before final weekend. Florida and Georgia (6-2 in the SEC) were co-champions in the Eastern Division. The Gators won the tie-breaker by virtue of a 26-24 win over the Bulldogs earlier in the season. Alabama (8-0) was the outright Western Division champion, even with a game against Auburn in the final weekend, which the Tide won, 17-0.

1993 - Both races decided before final weekend. Florida won the Eastern Division and Alabama won the Western Division. The Gators finished 1/2 game ahead of Tennessee (UT tied Alabama, 17-17). Alabama, at 5-2-1, finished two games ahead second-place Arkansas. Auburn was 8-0 in the SEC, but was ineligible for the conference title.

1994 - Both races decided before final weekend. Florida won the Eastern Division, finishing SEC play at 7-1, two games ahead of Tennessee. Alabama won the Western Division with an 8-0 SEC mark, three games ahead of Miss. State.

1995 - Both races decided before final weekend. Florida won the Eastern Division, finishing SEC play at 8-0, one game ahead of Tennessee. Arkansas won the Western Division with a 6-2 SEC mark, one game ahead of Auburn and Alabama.

1996 - Both races decided before final weekend. Florida won the Eastern Division, finishing SEC play at 8-0, one game ahead of Tennessee. Alabama won the Western Division with a 6-2 SEC mark, tying LSU. However, the Tide defeated the Tigers, 26-0, earlier in the year to win the tie-breaker.

1997 - Eastern Division race not finalized until after the final weekend. Tennessee defeated Vanderbilt, 17-10, to win the division on the final weekend. Tennessee, at 7-1 in the SEC, finished one game ahead of Georgia and Florida. Auburn had won the Western Division with a 6-2 SEC mark, tying LSU. However, Auburn defeated LSU, 31-28, earlier in the year to win the tie-breaker.

1998 - Western Division race not finalized until after the final weekend. Miss. State defeated Ole Miss, 28-6, on Thanksgiving night, to win division on final weekend. Arkansas and Miss. State finished in tie for the division title. However, Miss. State defeated Arkansas, 22-21, earlier that season to win the tie-breaker. Arkansas defeated LSU 41-14 on the final weekend, but when State defeated Ole Miss, the chase for the Championship Game had been won. Tennessee had clinched the Eastern Division before the final weekend and defeated Vanderbilt, 41-0, to finished the SEC at 8-0.

1999 - Both races decided before final weekend. Florida won the Eastern Division, finishing SEC play at 7-1, one game ahead of Tennessee. Alabama won the Western Division with a 7-1 SEC mark, one game ahead of Miss. State.

2000 - Both races decided before final weekend. Florida won the Eastern Division, finishing SEC play at 7-1, two games ahead of South Carolina, Georgia and Tennessee. Auburn won the Western Division with a 6-2 SEC mark, one game ahead of LSU. LSU lost to Arkansas in the final weekend, 14-3. Even if the Tigers would have beaten the Razorbacks, Auburn would have won the tie-breaker over LSU due to a 34-17 win earlier in the season.

2001 - Both races go down to the final weekend. Due to game postponements on Sept. 15, games were reschedule for Dec. 1. On that weekend, Tennessee defeated Florida, 34-32, in Gainesville, and LSU defeated Auburn, 27-14, in Baton Rouge, to clinch berths in the SEC Championship Game. The Vols won the East with a 7-1 mark while LSU had a 5-3 mark and tied with Auburn for the West, but won the head-to-head tiebreaker.

2002 - Western division race not finalized until after the final weekend. Georgia clinched the Eastern Division championship on Nov. 16 after defeating Auburn, 24-21, in Auburn. The 7-1 Bulldogs finish one game ahead of Florida, which was 6-2. Arkansas wins the Western Division on the season's final weekend, defeating LSU, 21-20, in Little Rock on Nov. 29. The Razorbacks, LSU Tigers and Auburn Tigers are tied at 5-3 but Arkansas wins the head-to-head tiebreakers.

2003 - Both races decided on final weekend. Tennessee defeats Kentucky, 20-7, to force a three-way tie for Eastern Division championship between Vols, Georgia and Florida. Using tie-breaker involving the BCS standings, Georgia has the highest BCS ranking and has defeated Tennessee (next highest ranking) during regular season to secure SEC Championship Game berth. LSU defeats Arkansas, 55-24, and Ole Miss beats Mississippi State, 31-0, to force a tie for the Western Division championship. LSU's 17-14 win over Ole Miss the week before earns the Tigers the Western Division berth.

2004 - Auburn clinches berth in the SEC Championship Game on Oct. 30, tying the earliest since the game began in 1992 (Alabama, 1993). The Tigers (8-0) finish two games ahead in the standings of second-place LSU (6-2). Tennessee clinches berth as Eastern Division representative with 38-33 win against Vanderbilt on Nov. 20. The Vols (7-1) would win their next game on the following weekend against Kentucky to claim the division title outright. Georgia was second in the Western Division with a 6-2 mark.

2005 - Georgia (6-2) clinched Eastern Division Championship with a 45-13 win over Kentucky on Nov. 19. The Bulldogs finish one full game ahead of South Carolina and Florida in the standings. LSU clinched Western Division title with a 19-17 win over Arkansas on Nov. 25. The Tigers finished tied for the Western Division title (7-1), but defeated Auburn, 20-17, on Oct. 22, to win the

tie-breaker.

2006 - Florida (7-1) clinched Eastern Division Championship and berth in the SEC Championship Game on Nov. 4, by defeating Vanderbilt, 25-19. Arkansas clinched the Western Division title and SEC Championship Game berth with a 28-14 win over Mississippi State on Nov. 18.

2007 - LSU (6-2) clinched Western Division berth in the SEC Championship Game on Week 11 after Alabama and Auburn both lose. Tennessee (6-2) gets Eastern Division berth with 52-50 four-overtime victory over Kentucky in Week 13. The Vols win the tie-breaker with Georgia (6-2), defeating the Bulldogs 35-14 in Week 6.

2008 - Alabama (8-0) clinched Western Division berth in SEC Championship Game on Week 11 (Nov. 1) after defeating LSU, 27-21. Florida (7-1) clinched Eastern Division berth in SEC Championship Game on Week 12 (Nov. 8) after defeating Vanderbilt, 42-14.

2009 - Florida (8-0) clinched Eastern Division berth in SEC Championship Game on Week 9 (Oct. 31) after defeating Georgia, 41-17. Alabama (8-0) clinched Western Division berth in SEC Championship Game on Week 11 (Nov. 14) after defeating Mississippi State, 31-3.

2010 - Both spots in the SEC Championship Game were clinched on Week 11 (Nov. 13). Auburn (8-0) clinched Western Division berth with a 49-31 win against Georgia. South Carolina (5-3) clinched Eastern Division berth with a 36-14 win against Florida.

2011 - Georgia (7-1) clinched a berth in the SEC Championship Game in Week 12 (Nov. 19) with a 19-10 win over Kentucky while LSU (8-0) clinched its berth in Week 13 (last weekend of the regular season) with a 41-17 win over Arkansas

2012 - Georgia (7-1) clinched a berth in the SEC Championship Game in Week 11 (Nov. 10) with a 38-0 win over Auburn. Alabama clinched a berth in the SEC Championship Game in Week 13 (Nov. 24) with a 49-0 win over Auburn.

2013 - For the first time since 2003, both races were determined on the final weekend. Auburn (7-1) clinched a berth in the SEC Championship Game with a dramatic 34-28 win off a 109-yard missed field goal return for a touchdown on the game's final play at Auburn. SEC newcomer Missouri (7-1) clinched a berth in the SEC Championship Game with a 28-21 home win over Texas A&M.

2014 - For the second straight season, both divisional races were determined on the final weekend. Missouri won the SEC East outright by closing the season with three straight SEC wins, including two on the road for their second straight trip to Atlanta. Alabama won the Western Division outright as well, with Ole Miss defeating Mississippi State in the Egg Bowl, while Alabama topped Auburn in the Iron Bowl.

2015 - Florida (7-1) won the Eastern Division, clinching a spot after defeating Vanderbilt on Nov. 7. Alabama (7-1) claimed the Western Division with a victory over Auburn in the Iron Bowl on the final day of the regular season. It was the fourth straight season where the Western Champion was the Iron Bowl winner.

2016 - Florida (6-2) won the Eastern Division, clinching a spot after defeating LSU in Baton Rouge on Nov. 19. Alabama claimed the Western Division with a victory over Mississippi State on Nov. 12. This marked the first time since 2010 that saw the SEC Championship Game set prior to the final weekend of the regular season.

2017 - Georgia (7-1) won the Eastern Division, clinching a spot on Nov. 4 after defeating South Carolina 24-10 in Athens. Georgia's clinching of a spot in the SEC Championship Game on Nov. 4 is the earliest a team has done so since Florida (Oct. 31) in 2009. Auburn (7-1) claimed the Western Division with a victory over Alabama the final day of the regular season. Alabama and Auburn were co-champions of the division, with Auburn representing the SEC Western Division in Atlanta due to head-to-head tiebreaker.

2018 - Georgia won the Eastern Division, clinching a spot on Nov. 3 after defeating Kentucky 34-17 in Lexington. Alabama claimed the Western Division with a 29-0 victory over LSU in Baton Rouge later that same day. It is the earliest that both participants in the SEC Championship Game have ever been determined.

2019 - Georgia won the Eastern Division for the third consecutive year, clinching a spot on Nov. 16 after defeating Auburn 21-14 in Auburn. LSU claimed the Western Division for the first time since 2011 with a 56-20 victory over Arkansas in Baton Rouge on Nov. 23.

SEC CHAMPIONSHIP GAME RACE RECAP

The earliest a berth has been clinched in the SEC Championship Game is Oct. 30 (Auburn, 2004, & Alabama, 1993).

In 17 of 54 divisional races (including 2019), a championship game berth has not been decided until the weekend prior to the SEC Championship Game. That occurred in 1997 (Tennessee), 1998 (Mississippi State), 2001 (Tennessee and LSU), 2002 (Arkansas), 2003 (Georgia and LSU), 2005 (LSU), 2007 (Tennessee), 2011 (LSU), 2012 (Alabama), 2013 (Auburn and Missouri), 2014 (Alabama and Missouri), 2015 (Alabama) and 2017 (Auburn).

2019 SEC Football

2019 SEC FOOTBALL CHAMPIONSHIP GAME

2019 SEC CHAMPIONSHIP GAME

The 28th annual SEC Football Championship Game was played on Dec. 7 at Mercedes-Benz Stadium in Atlanta, with LSU claiming a resounding 37-10 victory over Georgia. It was LSU's first SEC Championship since 2011. The SEC Champion has now advanced to the Playoff each year since its inception.

The game was the second most-watched and highest-rated regular-season college football game on any network this season with a 7.9/20 HH rating/share and 13.703 million viewers, trailing only the No. 1. vs. No. 1 Alabama vs. LSU matchup earlier in the season on CBS.

The 2009 SEC Championship Game earned a 11.8 rating and a 24 share, the highest rated SEC Championship Game in history.

The game was first played at Birmingham's Legion Field in 1992 and 1993 and moved to the Georgia Dome in 1994.

The Championship Game has drawn 26 capacity crowds in its 28-year history. Only 1993 (Birmingham) and 1995 (Atlanta) were not sellouts.

Year	Score	Attendance
1992	Alabama 28, Florida 21	83,091
1993	Florida 28, Alabama 13	76,345
1994	Florida 24, Alabama 23	74,751
1995	Florida 34, Arkansas 3	71,325
1996	Florida 45, Alabama 30	74,132
1997	Tennessee 30, Auburn 29	74,896
1998	Tennessee 24, Miss. State 14	74,795
1999	Alabama 34, Florida 7	71,500
2000	Florida 28, Auburn 6	73,427
2001	LSU 31, Tennessee 20	74,843
2002	Georgia 30, Arkansas 3	74,835
2003	LSU 34, Georgia 13	74,913
2004	Auburn 38, Tennessee 28	74,892
2005	Georgia 34, LSU 14	73,717
2006	Florida 38, Arkansas 28	73,374
2007	LSU 21, Tennessee 14	73,832
2008	Florida 31, Alabama 20	75,892
2009	Alabama 32, Florida 13	75,514
2010	Auburn 56, South Carolina 17	75,802
2011	LSU 42, Georgia 10	74,515
2012	Alabama 32, Georgia 28	75,624
2013	Auburn 59, Missouri 42	75,632
2014	Alabama 42, Missouri 13	73,526
2015	Alabama 29, Florida 15	75,320
2016	Alabama 54, Florida 16	74,632
2017	Georgia 28, Auburn 7	76,534
2018	Alabama 35, Georgia 28	77,141
2019	LSU 37, Georgia 10	74,150

2019 SEC FOOTBALL CHAMPIONSHIP GAME

LSU 37, Georgia 10

Dec. 7, 2019 • Mercedes-Benz Stadium (74,150) • Atlanta, Ga.

Georgia	0	3	0	7	10
LSU	14	3	17	3	37

Scoring Summary:

1st	09:09	LSU - Ja'Marr Chase 23 yd pass from Joe Burrow (Cade York kick) 8 plays, 75 yards, TOP 3:38	0-7
1st	00:12	LSU - T. Marshall 7 yd pass from Joe Burrow (Cade York kick) 5 plays, 65 yards, TOP 1:44	0-14
2nd	11:28	UGA - R. Blankenship 39 yd field goal 10 plays, 53 yards, TOP 3:44	3-14
2nd	02:22	LSU - Cade York 41 yd field goal 11 plays, 57 yards, TOP 4:22	3-17
3rd	08:20	LSU - Cade York 28 yd field goal 16 plays, 77 yards, TOP 6:40	3-20
3rd	02:18	LSU - T. Marshall 4 yd pass from Joe Burrow (Cade York kick) 4 plays, 80 yards, TOP 1:59	3-27
3rd	00:45	LSU - Just. Jefferson 8 yd pass from Joe Burrow (Cade York kick) 3 plays, 13 yards, TOP 1:25	3-34
4th	11:41	UGA - George Pickens 2 yd pass from Jake Fromm (R. Blankenship kick) 13 plays, 75 yards, TOP 4:04	10-34
4th	07:41	LSU - Cade York 50 yd field goal 7 plays, 33 yards, TOP 4:00	10-37

Georgia LSU

FIRST DOWNS	20	26
NET YARDS RUSHING	61	132
NET YARDS PASSING	225	349
TOTAL OFFENSIVE YARDS	286	481
Total offensive plays	68	74
Average Gain Per Play	4.2	6.5
Fumbles: Number-Lost	0-0	0-0
Penalties: Number-Yards	3-17	5-45
PUNTS-YARDS	4-195	2-90
KICKOFFS-YARDS	3-183	8-520
Possession Time	26:22	33:38
Third-Down Conversions	3 of 13	9 of 16
Fourth-Down Conversions	3 of 3	0 of 0
Red Zone Scores-Chances	1 of 2	4 of 4

Full Game Statistics: <http://www.statbroadcast.com/events/archived.php?id=287808> and <http://stats.statbroadcast.com/statmonitr/?id=287808&statmonitr=bcs>

MVP: LSU quarterback Joe Burrow was named the championship game MVP. It is the 15th time a quarterback was named MVP in the championship game the first since Alabama's Blake Sims in 2014. Other LSU MVPs were QB Matt Mauck in 2001, RB Justin Vincent in 2003, QB Ryan Perrilloux in 2007 and DB Tyrann Mathieu in 2011.

NOTES

- LSU claims its 12th SEC championship and first since 2011. The win also pushes its mark to 5-1 in the championship game, having won its last three in 2007, 2011 and 2019.
- The loss by Georgia drops its mark to 3-5 in the championship game.
- Joe Burrow's 349 yards passing is the fourth highest total in championship game history, trailing Florida's Danny Wuerffel's 401 in 1996, Auburn's Jason Campbell's 374 in 2004 and Tennessee's Peyton Manning's 373 in 1997.
- He is the eighth quarterback to throw for more than 300 yards in the championship game.
- Joe Burrow's 4 TD passes are the most in the championship game since Auburn's Cam Newton had four in 2010. It is the fifth time a QB has thrown four TDs in a game. Florida's Danny Wuerffel holds the top mark with 6 in 1996.
- Joe Burrow's 28 completions is the second most in championship game history, trailing Florida's Shane Matthews' 30 in 1992 on 49 attempts.

SEC CHAMPIONSHIP GAME HISTORY

Team	App.	Record	Titles
Alabama	12	8-4 (.667)	8 (1992, 1999, '09, '12, '14, '15, '16, '18)
Florida	12	7-5 (.583)	7 (1993, 1994, 1995, 1996, 2000, 2006, 2008)
Georgia	8	3-5 (.375)	3 (2002, 2005, 2017)
Auburn	6	3-3 (.500)	3 (2004, 2010, 2013)
LSU	6	5-1 (.8033)	5 (2001, 2003, 2007, 2011, 2019)
Tennessee	5	2-3 (.400)	2 (1997, 1998)
Arkansas	3	0-3 (.000)	
Missouri	2	0-2 (.000)	
Mississippi State	1	0-1 (.000)	
South Carolina	1	0-1 (.000)	

2019 SEC FOOTBALL LEGENDS CLASS

BIRMINGHAM, Ala. (September 26, 2019) – The Southeastern Conference on Thursday announced its 2019 SEC Football Legends class, an assemblage of former football standouts who will be honored at events surrounding the SEC Football Championship Game in Atlanta in December.

The class will be honored at the 2019 SEC Football “Weekend of Champions” December 6-7 in Atlanta, Ga, highlighted by the annual SEC Legends Dinner on Friday, December 6 at the Hyatt Regency in Atlanta. The group will also be recognized prior to the SEC Football Championship Game, which will be held at Mercedes-Benz Stadium on Saturday, December 7.

The 2019 Football Legends Class includes 14 former stars who excelled on the gridiron and helped write the rich history of the sport at their respective institutions. This year's class includes All-Americans, All-SEC selections and Academic All-Americans as well as successful head coaches. The group represents teams that won National and SEC Championships, participated in Super Bowl titles and are represented in state, school and college football halls of fame.

Below is a listing and biographies of the 2019 SEC Football Legends:

2019 SEC FOOTBALL LEGEND BIOGRAPHIES

ALABAMA – Ray Perkins, Wide Receiver, 1964-66/Head Coach, 1983-86

Ray Perkins lettered from 1964-66 as a wide receiver on three Southeastern Conference championship teams and two national championship teams at Alabama. As a senior he caught 33 passes for 490 yards and seven touchdowns, earning All-America honors as he capped his senior year with 178 yards receiving in the Crimson Tide's 34-7 Sugar Bowl win over Nebraska. Perkins was drafted by the Baltimore Colts and played in the NFL for five years, including appearances in Super Bowls III and V. After his playing career, Perkins established himself as a head coach, beginning with the New York Giants from 1979-82. Perkins succeeded Paul “Bear” Bryant as Alabama's head coach, compiling a 32-15-1 record and three bowl victories from 1983-86. He followed that with a stint as head coach of the Tampa Bay Buccaneers from 1987-90 and as head coach at Arkansas State in 1992. He was inducted into the Alabama Sports Hall of Fame in 1990.

ARKANSAS – Dennis Winston, Linebacker, 1973-76

Winston lettered from 1973-76 and was selected to the UA All-Century Team in 1994. He led the Razorbacks with 13.0 tackles for loss and four fumble recoveries as a senior. He recorded more than 200 tackles, including a team-high 97 in 1974, and helped the Razorbacks to the 1976 Cotton Bowl where they defeated Georgia 31-10. Winston was named national Defensive Player of the Week by Sports Illustrated following his 19-tackle performance in the 22-7 win over No. 5 USC in 1974. He was selected in the fifth round of the 1977 NFL Draft by the Pittsburgh Steelers and played 11 seasons for the Steelers and New Orleans Saints. Appearing in 143 games, Winston helped the Steelers to consecutive championships by winning Super Bowls XIII and XIV and is one of only six former Razorbacks to play in multiple Super Bowls. He is a member of the UA Sports Hall of Honor, the Arkansas Sports Hall of Fame and the Southwest Conference Hall of Fame.

AUBURN – Karlos Dansby, Linebacker, 2000-2003

Karlos Dansby was a linebacker at Auburn from 2000-03, earning All-America honors as a senior in 2003. During his All-America campaign, he had 84 tackles, 5.5 quarterback sacks, 13 tackles for loss and four caused fumbles while helping an Auburn

defense that finished fifth nationally in total defense. A two-time first-team All-SEC selection, Dansby recorded 218 tackles, 10 sacks, 31 tackles for loss and eight interceptions. The 2003 Atlanta Touchdown Club Defensive Back of the Year, Dansby helped Auburn to a pair of SEC Western Division titles. He was a second-round pick of the Arizona Cardinals in 2004 and enjoyed a 14-year NFL career with four teams. A second-team All-Pro in 2013, Dansby is one of five players in NFL history to record 40 sacks and 20 interceptions in their career. He concluded his career with 1,417 tackles, 43 sacks, 127 tackles for loss and 20 interceptions in 212 career games.

FLORIDA – Jevon Kearse, Outside Linebacker, 1996-98

Jevon Kearse, also known as “The Freak,” came to Florida as a free safety, but became a legend as an outside linebacker. Kearse was a first-team All-SEC selection as a sophomore in 1997, though his 1998 season was one of the most dominant in school history. Kearse racked up 54 tackles, 7.5 sacks, and 13.5 tackles for loss in just 11 games. Those numbers made him a first-team All-American, a Chuck Bednarik Award finalist and the Associated Press SEC Defensive Player of the Year. Kearse declared for the NFL Draft following his junior season and was chosen in the first round by the Tennessee Titans. Kearse was the 1999 NFL Defensive Rookie of the Year and a first-team All-Pro selection. Kearse made three Pro Bowl appearances in his 11-year career with the Titans and Philadelphia Eagles.

GEORGIA – Vince Dooley, Head Coach, 1964-88

In Vince Dooley's 25 years as head football coach (1964-88), he guided the Bulldogs to a career record of 201-77-10 becoming only the ninth coach in NCAA Division I history to win over 200 games. The Bulldogs won one national championship (1980) and six SEC titles under his direction. He took his teams to 20 Bowl games and coached a Heisman Trophy winner (Herschel Walker, 1982), a Maxwell Award Winner (Walker, 1982), an Outland Award Winner (Bill Stanfill, 1968), 40 First Team All-Americans and 10 Academic All-Americans. He was named NCAA National Coach of the Year in 1980 and SEC Coach of the Year seven times. Under his watch as athletic director (1979-2004), Georgia teams won 23 national championships, 78 SEC team championships and numerous individual national titles in both men's and women's sports. In recognition of his achievements, the field at Sanford Stadium was named in his honor on September 7, 2019.

KENTUCKY – Oliver Barnett, Defensive Tackle, 1986-89

Oliver Barnett spent much of his collegiate career in the opponent backfield as a pass-rush terror at the University of Kentucky. During his time as a Wildcat, he set school records with 43 tackles for loss, 26 quarterback sacks, and 12 forced fumbles. He earned All-America honors as a senior and All-Southeastern Conference accolades his final two seasons at Kentucky. After his Wildcat days, Barnett played in the Senior Bowl and Blue-Gray all-star games before being selected by the Atlanta Falcons in the NFL Draft. He totaled six NFL seasons with the Falcons, Buffalo Bills and San Francisco 49'ers, including a trip to the 1994 Super Bowl with the Bills.

LSU – Johnny Robinson, Halfback, 1957-59

Starring on both sides of the ball for LSU in the late 1950s, Johnny Robinson earned first-team All-SEC in 1958. He was a member of LSU's 1958 national title team playing alongside Heisman Trophy winner Billy Cannon for three years. Robinson finished his LSU career with 893 rushing yards, 453 receiving yards and 14 touchdowns and was then selected No. 3 overall by the Detroit Lions in the 1960 NFL Draft and first round draft pick by the Dallas Texans in the 1960 AFL Draft. He played 12 seasons in AFL/NFL, winning Super Bowl IV with the Kansas City Chiefs. Earlier this year, he was inducted to the Pro Football Hall of Fame, recognized for his lead in AFL interceptions

in 1966 and NFL interceptions in 1970. Robinson is also a member of LSU Athletic Hall of Fame, Louisiana Sports Hall of Fame, and Kansas City Chiefs Hall of Fame. In 2019 he was named to the Pro Football Hall of Fame.

OLE MISS – Jonathan Nichols, Kicker, 2001-04

One of the most decorated kickers in Ole Miss history, Jonathan Nichols earned All-America and All-SEC honors during his Rebel career, while being recognized as the nation's top place-kicker in 2003 and receiving the Lou Groza Award. Following his 2004 senior season, Nichols had set 15 school records, including the all-time leading scorer mark with 344 points, which ranked sixth at the time on the SEC career scoring list. He finished his career with 117 consecutive PATs made, ranking as the nation's longest active streak at the time and the fifth-longest in SEC history. A 2018 Ole Miss Sports Hall of Fame inductee, Nichols continues to hold many of those records he set, including single-game marks for most field goals (6) and most points by kicking (21); single-season bests for most points scored (124), most points scored by kicking (124), most field goals (25); and career records for most consecutive extra points (117), and best extra point percentage (1.000 for 3 different seasons).

MISSISSIPPI STATE – Barrin Simpson, Linebacker, 1996-99

Barrin Simpson is one of the greatest linebackers in Bulldog history. An All-American and two-time All-SEC selection, Simpson totaled 296 tackles, 11 tackles for loss, five sacks, 30 QB pressures and three interceptions during his four-year career from 1996-1999. As a senior, he became the first Bulldog linebacker to receive First-Team All-America laurels since 1981. Simpson was the leader of a defensive unit that finished No. 1 in the nation in total defense en route to the program's first 10-win season since 1940, a No. 12 final national ranking and a Peach Bowl victory over Clemson. In one of the most remarkable defensive performances in Egg Bowl history, Simpson collected a career-best 23 tackles, one forced fumble and one recovered fumble in a 1999 MSU victory. Simpson went on to a successful 10-year career in the CFL, earning the league's Most Outstanding Rookie Award in 2001 as a member of the BC Lions and becoming a six-time All-Star. Simpson now coaches high school football in the state of Texas.

MISSOURI – Jeremy Maclin, Wide Receiver, 2007-08

After missing the 2006 season due to a knee injury, Jeremy Maclin burst onto the scene in record-setting fashion and became MU's first-ever freshman to earn first-team All-American honors. He broke the NCAA single-season freshman record for all-purpose yards, amassing a whopping 2,776 yards (1,055 receiving, 1,039 KO return, 375 rushing, 307 punt return). Maclin scored 16 total TDs, to become one of the most dynamic players in all of college football and was the only player in Division I in 2007 to score TDs in all four all-purpose categories. He repeated with consensus first-team All-American honors in 2008 as he led the NCAA in all-purpose yardage (202.36 ypg) and broke MU single-season receiving records with 102 receptions, 1,260 yards and 13 TDs. In just two years, he broke the MU record for career all-purpose yardage, with 5,609 yards. He closed his career with Offensive MVP honors in the 2008 Alamo Bowl. Maclin bypassed his final two years of collegiate eligibility and entered the 2009 NFL Draft, where he was taken with the No. 19 overall selection in the first round by the Philadelphia Eagles.

SOUTH CAROLINA – Fred Zeigler, Flanker, 1967-69

Fred Zeigler was a standout flanker for the Gamecocks in the 1960s. After walking on to the program and playing for the freshman team in 1965, he was redshirted for the 1966 season. He then led the team in receptions in each of the next three seasons, earning first-team All-ACC honors in both 1968 and '69, while leading the Gamecocks to the 1969 ACC title and a berth in the Peach Bowl. He completed his collegiate career as the school's all-time leader in receptions and receiving yards. He was named to the South Carolina Athletics Hall of Fame in 1994 and to the USC Athletics Hall of Fame in 1995. He was later ranked among the Top 50 players in Gamecock history by The State newspaper in 2015. Zeigler earned a bachelor's degree in 1970 and graduated from Carolina Law School in 1974 before embarking on a successful career as an attorney specializing in litigation.

TENNESSEE – Darwin Walker, Defensive Line, 1997-99

Darwin Walker was a two-time All-SEC first-team defensive tackle at Tennessee and a leader on the 1998 undefeated national championship team. After transferring from NC State in 1996, Walker appeared in 35 games and recording 119 tackles, 14 sacks and 19 TFLs for the Orange and White from 1997 to 1999, while earning his degree in civil engineering. Walker had six sacks and 46 tackles en route to All-SEC first-team honors in 1998 as Tennessee went undefeated and won the first BCS National Championship. In 1999, Walker served as a captain for the Vols and repeated on the All-SEC First Team. The Walterboro, S.C., native was selected in the third round of the 2000 NFL Draft and he went on to play nine seasons in the NFL with the Arizona Cardinals, Philadelphia Eagles, Chicago Bears and Carolina Panthers, appearing in 109 games with 84 starts. During his NFL career, Walker built his own engineering firm and today he is a commercial real estate developer who owns several Bojangles, Panera Bread and Wawa franchises.

TEXAS A&M – Ed Simonini, Linebacker, 1972-75

The ringleader of some of the most feared defenses of the 1970s, Texas A&M linebacker Ed Simonini was a consensus All-American and Lombardi Award finalist in 1975 when the Aggies led the NCAA in rushing defense and total defense and allowed just 9.5 points per game. Simonini led the Aggies in tackles three straight years and was named to the All-Southwest Conference Team in each of those seasons (1973-75). He was the SWC's Defensive Player of the Year twice and a member of the SWC's All-Decade Team of the 1970s. He finished his career as the Aggies' all-time leader tackler with 425 stops and he still owns the school's freshman tackles record with 98 in 1972. He was drafted by the Baltimore Colts in the third round of the 1976 NFL Draft and played seven seasons in the NFL.

VANDERBILT – Jovan Haye, Defensive End, 2002-04

A two-team defensive captain for the Commodores, Jovan Haye earned All-Southeastern Conference honors from league coaches in 2003. A native of Jamaica who came to Vanderbilt by way of Dillard High School in south Florida, Haye was a three-year starter on the Commodore defensive front. He finished his collegiate career with 149 total tackles, including 10.5 quarterback sacks, 17 tackles for loss and four forced fumbles. As a sophomore in 2003, Haye ranked among SEC leaders with 12.5 tackles for loss and 8.5 sacks. Haye spent six years in the NFL, playing for Carolina, Cleveland, Tampa Bay, Tennessee and Detroit. In 2019, Haye has served as Vanderbilt's defensive line coach, his first year as a position coach.

2020 SEC FOOTBALL WEEKLY SCHEDULE

September 5

Alabama vs. Southern Cal (Arlington)
Kent State at Arkansas
Alcorn State at Auburn
Eastern Washington at Florida
Eastern Michigan at Kentucky
UT-San Antonio at LSU
Ole Miss vs. Baylor (Houston)
New Mexico at Mississippi State
Central Arkansas at Missouri
Coastal Carolina at South Carolina
Charlotte at Tennessee
Abilene Christian at Texas A&M
Mercer at Vanderbilt

September 7

Georgia vs. Virginia (Atlanta)

September 12

Georgia State at Alabama
Arkansas at Notre Dame
Auburn vs. North Carolina (Atlanta)
Kentucky at Florida
East Tennessee State at Georgia
Texas at LSU
Southeast Missouri State at Ole Miss
Mississippi State at North Carolina State
Vanderbilt at Missouri
East Carolina at South Carolina
Tennessee at Oklahoma
North Texas at Texas A&M

September 19

Georgia at Alabama
South Alabama at Florida
Kent State at Kentucky
LSU vs. Rice (Houston)
Auburn at Ole Miss
Arkansas at Mississippi State
Missouri at South Carolina
Furman at Tennessee
Colorado at Texas A&M
Vanderbilt at Kansas State

September 26

Kent State at Alabama
Arkansas vs. Texas A&M (Arlington)
Southern Miss at Auburn
UL-Monroe at Georgia

South Carolina at Kentucky

Ole Miss at LSU
Tulane at Mississippi State
Eastern Michigan at Missouri
Florida at Tennessee
Colorado State at Vanderbilt

October 3

Charleston Southern at Arkansas
Kentucky at Auburn
South Carolina at Florida
Vanderbilt at Georgia
Nicholls State at LSU
Alabama at Ole Miss
Texas A&M at Mississippi State
Missouri at Tennessee

October 10

Alabama at Arkansas
LSU at Florida
Auburn at Georgia
Eastern Illinois at Kentucky
Missouri at BYU
Tennessee at South Carolina
Fresno State at Texas A&M
Ole Miss at Vanderbilt

October 17

Mississippi State at Alabama
LSU at Arkansas
Texas A&M at Auburn
Vanderbilt at Kentucky
Florida at Ole Miss
Georgia at Missouri

October 24

Mississippi State at LSU
Middle Tennessee at Ole Miss
Kentucky at Missouri
Texas A&M at South Carolina
Alabama at Tennessee

October 31

Tennessee at Arkansas
Florida vs. Georgia (Jacksonville)
Auburn at Mississippi State
South Carolina at Vanderbilt

November 7

Arkansas at Auburn
Alabama at LSU
Missouri at Mississippi State
Georgia at South Carolina
Kentucky at Tennessee
Ole Miss at Texas A&M
Florida at Vanderbilt

November 14

UT-Martin at Alabama
Ole Miss at Arkansas
UMass at Auburn
Missouri at Florida
Tennessee at Georgia
Mississippi State at Kentucky
South Carolina at LSU
Vanderbilt at Texas A&M

November 21

Texas A&M at Alabama
UL-Monroe at Arkansas
LSU at Auburn
New Mexico State at Florida
Georgia at Kentucky
Georgia Southern at Ole Miss
Alabama A&M at Mississippi State
UL-Lafayette at Missouri
Wofford at South Carolina
Troy at Tennessee
Louisiana Tech at Vanderbilt

November 26 (Thursday)

Mississippi State at Ole Miss

November 28

Auburn at Alabama
Florida at Florida State
Georgia Tech at Georgia
Kentucky at Louisville
Arkansas at Missouri
South Carolina at Clemson
LSU at Texas A&M
Tennessee at Vanderbilt

Dec. 5

SEC Football Championship (Atlanta)

2020 SEC FOOTBALL TEAM-BY-TEAM SCHEDULE

ALABAMA

Sept. 5 vs. Southern Cal (Dallas)
 Sept. 12 GEORGIA STATE
 Sept. 19 GEORGIA
 Sept. 26 KENT STATE
 Oct. 3 at Ole Miss
 Oct. 10 at Arkansas
 Oct. 17 MISSISSIPPI STATE
 Oct. 24 at Tennessee
 Oct. 31 Open Date
 Nov. 7 at LSU
 Nov. 14 UT-MARTIN
 Nov. 21 TEXAS A&M
 Nov. 28 AUBURN

ARKANSAS

Sept. 5 KENT STATE
 Sept. 12 at Notre Dame
 Sept. 19 at Mississippi State
 Sept. 26 vs. Texas A&M (Arlington)
 Oct. 3 CHARLESTON SOUTHERN
 Oct. 10 ALABAMA
 Oct. 17 LSU
 Oct. 24 Open Date
 Oct. 31 TENNESSEE
 Nov. 7 at Auburn
 Nov. 14 OLE MISS
 Nov. 21 UL-MONROE
 Nov. 28 at Missouri

AUBURN

Sept. 5 ALCORN STATE
 Sept. 12 vs. North Carolina (Atlanta)
 Sept. 19 at Ole Miss
 Sept. 26 SOUTHERN MISS
 Oct. 3 KENTUCKY
 Oct. 10 at Georgia
 Oct. 17 TEXAS A&M
 Oct. 24 Open Date
 Oct. 31 at Mississippi State
 Nov. 7 ARKANSAS
 Nov. 14 UMASS
 Nov. 21 LSU
 Nov. 28 at Alabama

FLORIDA

Sept. 5 EASTERN WASHINGTON
 Sept. 12 KENTUCKY
 Sept. 19 SOUTH ALABAMA
 Sept. 26 at Tennessee
 Oct. 3 SOUTH CAROLINA
 Oct. 10 LSU
 Oct. 17 at Ole Miss
 Oct. 24 Open Date
 Oct. 31 vs. Georgia (Jacksonville)
 Nov. 7 at Vanderbilt
 Nov. 14 MISSOURI
 Nov. 21 NEW MEXICO STATE
 Nov. 28 at Florida State

GEORGIA

Sept. 7 (Mon.) vs. Virginia (Atlanta)
 Sept. 12 EAST TENNESSEE STATE
 Sept. 19 at Alabama
 Sept. 26 UL-MONROE
 Oct. 3 VANDERBILT
 Oct. 10 AUBURN
 Oct. 17 at Missouri
 Oct. 24 Open Date
 Oct. 31 vs. FLORIDA (Jacksonville)
 Nov. 7 at South Carolina
 Nov. 14 TENNESSEE

Nov. 21 at Kentucky
 Nov. 28 GEORGIA TECH

KENTUCKY

Sept. 5 EASTERN MICHIGAN
 Sept. 12 at Florida
 Sept. 19 KENT STATE
 Sept. 26 SOUTH CAROLINA
 Oct. 3 at Auburn
 Oct. 10 EASTERN ILLINOIS
 Oct. 17 VANDERBILT
 Oct. 24 at Missouri
 Oct. 31 Open Date
 Nov. 7 at Tennessee
 Nov. 14 MISSISSIPPI STATE
 Nov. 21 GEORGIA
 Nov. 28 at Louisville

LSU

Sept. 5 UT-SAN ANTONIO
 Sept. 12 TEXAS
 Sept. 19 vs. Rice (Houston)
 Sept. 26 OLE MISS
 Oct. 3 NICHOLLS STATE
 Oct. 10 at Florida
 Oct. 17 at Arkansas
 Oct. 24 MISSISSIPPI STATE
 Oct. 31 Open Date
 Nov. 7 ALABAMA
 Nov. 14 SOUTH CAROLINA
 Nov. 21 at Auburn
 Nov. 28 at Texas A&M

OLE MISS

Sept. 5 vs. Baylor (Houston)
 Sept. 12 SOUTHEAST MISSOURI ST.
 Sept. 19 AUBURN
 Sept. 26 at LSU
 Oct. 3 ALABAMA
 Oct. 10 at Vanderbilt
 Oct. 17 FLORIDA
 Oct. 24 MIDDLE TENNESSEE
 Oct. 31 Open Date
 Nov. 7 at Texas A&M
 Nov. 14 at Arkansas
 Nov. 21 GEORGIA SOUTHERN
 Nov. 26 (Thu.) MISSISSIPPI STATE

MISSISSIPPI STATE

Sept. 5 NEW MEXICO
 Sept. 12 at North Carolina State
 Sept. 19 ARKANSAS
 Sept. 26 TULANE
 Oct. 3 TEXAS A&M
 Oct. 10 Open Date
 Oct. 17 at Alabama
 Oct. 24 at LSU
 Oct. 31 AUBURN
 Nov. 7 MISSOURI
 Nov. 14 at Kentucky
 Nov. 21 ALABAMA A&M
 Nov. 26 (Thu.) at Ole Miss

MISSOURI

Sept. 5 CENTRAL ARKANSAS
 Sept. 12 VANDERBILT
 Sept. 19 at South Carolina
 Sept. 26 EASTERN MICHIGAN
 Oct. 3 at Tennessee
 Oct. 10 at BYU
 Oct. 17 GEORGIA
 Oct. 24 KENTUCKY

Oct. 31 Open Date
 Nov. 7 at Mississippi State
 Nov. 14 at Florida
 Nov. 21 UL-LAFAYETTE
 Nov. 28 ARKANSAS

SOUTH CAROLINA

Sept. 5 COASTAL CAROLINA
 Sept. 12 EAST CAROLINA
 Sept. 19 MISSOURI
 Sept. 26 at Kentucky
 Oct. 3 at Florida
 Oct. 10 TENNESSEE
 Oct. 17 Open Date
 Oct. 24 TEXAS A&M
 Oct. 31 at Vanderbilt
 Nov. 7 GEORGIA
 Nov. 14 at LSU
 Nov. 21 WOFFORD
 Nov. 28 at Clemson

TENNESSEE

Sept. 5 Charlotte
 Sept. 12 at Oklahoma
 Sept. 19 FURMAN
 Sept. 26 FLORIDA
 Oct. 3 MISSOURI
 Oct. 10 at South Carolina
 Oct. 17 Open Date
 Oct. 24 ALABAMA
 Oct. 31 at Arkansas
 Nov. 7 KENTUCKY
 Nov. 14 at Georgia
 Nov. 21 TROY
 Nov. 28 at Vanderbilt

TEXAS A&M

Sept. 5 ABILENE CHRISTIAN
 Sept. 12 NORTH TEXAS
 Sept. 19 COLORADO
 Sept. 26 vs. ARKANSAS (Arlington)
 Oct. 3 at Mississippi State
 Oct. 10 FRESNO STATE
 Oct. 17 at Auburn
 Oct. 24 at South Carolina
 Oct. 31 Open Date
 Nov. 7 OLE MISS
 Nov. 14 VANDERBILT
 Nov. 21 at Alabama
 Nov. 28 LSU

VANDERBILT

Sept. 5 MERCER
 Sept. 12 at Missouri
 Sept. 19 at Kansas State
 Sept. 26 COLORADO STATE
 Oct. 3 at Georgia
 Oct. 10 OLE MISS
 Oct. 17 at Kentucky
 Oct. 24 Open Date
 Oct. 31 SOUTH CAROLINA
 Nov. 7 FLORIDA
 Nov. 14 at Texas A&M
 Nov. 21 LOUISIANA TECH
 Nov. 28 TENNESSEE



2020 SEC FOOTBALL SCHEDULE

(Tentative and Subject to Change)



Date Team	Sept. 5	Sept. 12	Sept. 19	Sept. 26	Oct. 3	Oct. 10	Oct. 17	Oct. 24	Oct. 31	Nov. 7	Nov. 14	Nov. 21	Nov. 28
ALABAMA	SOUTHERN CAL Arlington	GEORGIA STATE Tuscaloosa	GEORGIA Tuscaloosa	KENT STATE Tuscaloosa	OLE MISS Oxford	ARKANSAS Fayetteville	MISSISSIPPI STATE Tuscaloosa	TENNESSEE Knoxville		LSU Baton Rouge	UT MARTIN Tuscaloosa	TEXAS A&M Tuscaloosa	AUBURN Tuscaloosa
ARKANSAS	KENT STATE Fayetteville	NOTRE DAME South Bend	MISSISSIPPI STATE Starkville	TEXAS A&M Arlington	CHARLESTON SOUTHERN Fayetteville	ALABAMA Fayetteville	LSU Fayetteville		TENNESSEE Fayetteville	AUBURN Auburn	OLE MISS Fayetteville	LOUISIANA-MONROE Fayetteville	MISSOURI Columbia
AUBURN	ALCORN STATE Auburn	NORTH CAROLINA Atlanta	OLE MISS Oxford	SOUTHERN MISS Auburn	KENTUCKY Auburn	GEORGIA Athens	TEXAS A&M Auburn		MISSISSIPPI STATE Starkville	ARKANSAS Auburn	UMASS Auburn	LSU Auburn	ALABAMA Tuscaloosa
FLORIDA	EASTERN WASHINGTON Gainesville	KENTUCKY Gainesville	SOUTH ALABAMA Gainesville	TENNESSEE Knoxville	SOUTH CAROLINA Gainesville	LSU Gainesville	OLE MISS Oxford		GEORGIA Jacksonville	VANDERBILT Nashville	MISSOURI Gainesville	NEW MEXICO STATE Gainesville	FLORIDA STATE Tallahassee
GEORGIA	VIRGINIA Atlanta (Sept. 7)	EAST TENNESSEE Athens	ALABAMA Tuscaloosa	LOUISIANA-MONROE Athens	VANDERBILT Athens	AUBURN Athens	MISSOURI Columbia		FLORIDA Jacksonville	SOUTH CAROLINA Columbia	TENNESSEE Athens	KENTUCKY Lexington	GEORGIA TECH Athens
KENTUCKY	EASTERN MICHIGAN Lexington	FLORIDA Gainesville	KENT STATE Lexington	SOUTH CAROLINA Lexington	AUBURN Auburn	EASTERN ILLINOIS Lexington	VANDERBILT Lexington	MISSOURI Columbia		TENNESSEE Knoxville	MISSISSIPPI STATE Lexington	GEORGIA Lexington	LOUISVILLE Louisville
LSU	UTSA Baton Rouge	TEXAS Baton Rouge	RICE Houston	OLE MISS Baton Rouge	NICHOLLS STATE Baton Rouge	FLORIDA Gainesville	ARKANSAS Fayetteville	MISSISSIPPI STATE Baton Rouge		ALABAMA Baton Rouge	SOUTH CAROLINA Baton Rouge	AUBURN Auburn	TEXAS A&M College Station
OLE MISS	BAYLOR Houston	SEMO Oxford	AUBURN Oxford	LSU Baton Rouge	ALABAMA Oxford	VANDERBILT Nashville	FLORIDA Oxford	MTSU Oxford		TEXAS A&M College Station	ARKANSAS Fayetteville	GEORGIA SOUTHERN Oxford	MISSISSIPPI STATE Oxford (Nov. 26)
MISSISSIPPI STATE	NEW MEXICO Starkville	NC STATE Raleigh	ARKANSAS Starkville	TULANE Starkville	TEXAS A&M Starkville		ALABAMA Tuscaloosa	LSU Baton Rouge	AUBURN Starkville	MISSOURI Starkville	KENTUCKY Lexington	ALABAMA A&M Starkville	OLE MISS Oxford (Nov. 26)
MISSOURI	CENTRAL ARKANSAS Columbia	VANDERBILT Columbia	SOUTH CAROLINA Columbia, S.C.	EASTERN MICHIGAN Columbia	TENNESSEE Knoxville	BYU Provo	GEORGIA Columbia	KENTUCKY Columbia		MISSISSIPPI STATE Starkville	FLORIDA Gainesville	LOUISIANA-LAFAYETTE Columbia	ARKANSAS Columbia
SOUTH CAROLINA	COASTAL CAROLINA Columbia	EAST CAROLINA Columbia	MISSOURI Columbia, S.C.	KENTUCKY Lexington	FLORIDA Gainesville	TENNESSEE Columbia		TEXAS A&M Columbia	VANDERBILT Nashville	GEORGIA Columbia	LSU Baton Rouge	WOFFORD Columbia	CLEMSON Clemson
TENNESSEE	CHARLOTTE Knoxville	OKLAHOMA Norman	FURMAN Knoxville	FLORIDA Knoxville	MISSOURI Knoxville	SOUTH CAROLINA Columbia		ALABAMA Knoxville	ARKANSAS Fayetteville	KENTUCKY Knoxville	GEORGIA Athens	TROY Knoxville	VANDERBILT Nashville
TEXAS A&M	ABILENE CHRISTIAN College Station	NORTH TEXAS College Station	COLORADO College Station	ARKANSAS Arlington	MISSISSIPPI STATE Starkville	FRESNO STATE College Station	AUBURN Auburn	SOUTH CAROLINA Columbia		OLE MISS College Station	VANDERBILT College Station	ALABAMA Tuscaloosa	LSU College Station
VANDERBILT	MERCER Nashville	MISSOURI Columbia	KANSAS STATE Manhattan	COLORADO STATE Nashville	GEORGIA Athens	OLE MISS Nashville	KENTUCKY Lexington		SOUTH CAROLINA Nashville	FLORIDA Nashville	TEXAS A&M College Station	LOUISIANA TECH Nashville	TENNESSEE Nashville

2020 SEC CHAMPIONSHIP GAME • DECEMBER 5 • MERCEDES-BENZ STADIUM • ATLANTA, GA.

2019 PRIMARY SEC FOOTBALL CONTACTS



ALABAMA

Josh Maxson/ Assistant AD / Football Communications
FAX: (205) 348-8841
E-Mail: jmaxson@ia.ua.edu

(205) 348-3631

P.O. Box 870391
Tuscaloosa, AL 35487-0391
Internet: <http://www.rolltide.com>



ARKANSAS

Kyle Parkinson, Associate AD/ Communications
FAX: (479) 575-7481
E-Mail: kparkin@uark.edu

(479) 575-2752

is 350 N Razorback Road
Fayetteville, AR 72701
Internet: <http://www.ArkansasRazorbacks.com>



AUBURN

Shelly Poe, Assistant AD/Media Relations (slp0019@auburn.edu)
Kirk Sampson, Associate AD/Communications (kirk@auburn.edu)
FAX: (334) 844-9807

(334) 844-9800

392 S. Donahue Drive
Auburn, AL 36849
Internet: <http://www.auburntigers.com>



FLORIDA

Steve McClain, Senior Associate AD (Stevem@gators.ufl.edu)
Will Pantages, Asst. Dir/Communications (WillP@Gators.ufl.edu)
FAX: (352) 375-4809

(352) 375-4683 ext. 6100

P.O. Box 14485
Gainesville, FL 32604-2485
Internet: <http://www.FloridaGators.com>



GEORGIA

Claude Felton, Sr. Associate AD/Sports Communications
FAX: (706) 542-9339
E-Mail: cfelton@sports.uga.edu

(706) 542-1621

P.O. Box 1472
Athens, GA 30603-1472
Internet: <http://www.georgiadogs.com>



KENTUCKY

Susan Lax, Director/Communications & PR (Slax0@uky.edu)
Tony Neely, Assistant AD/Communications & PR (tneely@uky.edu)
FAX: (859) 323-4310

(859) 257-3838

Joe Craft Center, 338 Lexington Avenue
Lexington, KY 40506
Internet: <http://www.UKathletics.com>



LSU

Michael Bonnette, Associate AD/Sports Information
FAX: (225) 578-1861
E-Mail: mbonnet@lsu.edu

(225) 578-8226

LSU Athletic Administration Building
Baton Rouge, LA 70803
Internet: <http://www.LSUsports.net>



OLE MISS

Kyle Campbell, Associate AD/Communications
FAX: (662) 915-7006
E-Mail: kyle@olemiss.edu

(662) 915-7522

908 All-American Drive
University, MS 38677
Internet: <http://www.OleMissSports.com>



MISSISSIPPI STATE

Bill Martin, Associate AD (bmartin@athletics.msstate.edu)
Brandon Langlois, Assoc. Director (BLanglois@athletics.msstate.edu)
FAX: (662) 325-2563

(662) 325-0967

P.O. Box 5308
Mississippi State, MS 39762
Internet: <http://www.hailstate.com>



MISSOURI

Chad Moller, Associate AD/Communications
FAX: (573) 882-4720
E-Mail: mollerc@missouri.edu

(573) 882-0712

Hearnes Center ; P.O. Box 677
Columbia, MO 65205
Internet: <http://www.mutigers.com>



SOUTH CAROLINA

Steve Fink, Assistant AD/Communications
FAX: (803) 777-2967
E-Mail: finksc@mailbox.sc.edu

(803) 777-7987

Rice Athletics Center, 1304 Heyward Street
Columbia, SC 29208
Internet: <http://www.gamecocksonline.com>



TENNESSEE

Zach Stipe, Director of Football Communications
FAX: (865) 974-1269
E-Mail: zstipe@tennessee.edu

(865) 974-4167

Anderson Training Center, 1551 Lake Loudon Blvd.
Knoxville, TN 37966
Internet: <http://www.utsports.com>



TEXAS A&M

Alan Cannon, Associate AD/Communication
FAX: (979) 458-2273
E-Mail: acannon@athletics.tamu.edu

(979) 845-5725

Texas A&M Athletics Department, 1228 TAMU
College Station, TX 77843-1228
Internet: <http://www.12thMan.com>



VANDERBILT

Larry Leathers, Assistant Director/Communications
FAX: (615) 343-7064
E-Mail: larry.leathers@vanderbilt.edu

(615) 343-6437

2601 Jess Neely Drive
Nashville, TN 37212
Internet: <http://www.vucommodores.com>



SEC OFFICE

Chuck Dunlap, Director of Communications (cdunlap@sec.org)
Ben Beaty, Assistant Director (bbeaty@sec.org)
FAX: (205) 458-3030

(205) 458-3000

2201 Arrington Blvd. North
Birmingham, AL 35203-1103
Internet: <http://www.SECsports.com>

IT JUST MEANS MORE.

Scholars. Champions. Leaders. These are the pillars of the Southeastern Conference, and together they represent the vision for an 86-year-old intercollegiate athletic conference that continues to experience unparalleled success. Ranging from record-breaking accomplishments by student-athletes and administrators to significant growth in media, sponsorship, and branding, the SEC continues to prove on every front why it is SECond to None.

The Conference continues to deliver record financial distributions to its member universities, which makes it possible for the Conference to support scholars through and beyond graduation, win championships in every sponsored varsity sport, and ultimately prepare young people to change the world.

The SEC's leadership believes strongly that intercollegiate athletic conferences have an obligation to aid in Student-Athlete Development and Achievement, both academically and athletically. As such, the SEC was the first conference to establish a Student-Athlete Career Tour designed to prepare students for professions after graduation, and this year the Conference again welcomed 28 students to Atlanta for a multi-day series of meetings and development. And the SEC has integrated its student-athlete leadership councils into its annual meetings to provide its young people a greater voice in their own collegiate experience.

The SEC continues to strengthen its relationships in Media and Sponsorship. The SECESPN Network is now available on every major cable provider and every nationwide, multi-channel subscription streaming service in the marketplace. The SEC Network also reaches 140 countries outside the U.S.

The SEC is a place where Innovation and Leadership are expected and pursued. However, the pursuit extends beyond championship rings and trophies to include officiating, administration, and other initiatives. For example, on the heels of its football and men's basketball collaborative replay success, this year the SEC became the first collegiate conference to introduce centralized video review in baseball.

The SEC has also amplified its position relative to Branding and Celebration efforts. As SECU was renamed "SEC Academic Relations," it heightened its focus on programs and activities designed to highlight the teaching, research and service accomplished on SEC campuses. The Conference also executed Year Four of the "It Just Means More" branding campaign, continuing its presence on radio, TV and online while saturating national championship cities with digital outdoor exposure.

The SEC's Athletic Achievements have historically been—and continue to be—unprecedented. The SEC continues to win national championships in multiple sports, including six national championship matchups since March 2017 that exclusively featured SEC teams (Women's Final Four, College World Series, College Football Playoff Championship and three times in Equestrian).

STUDENT-ATHLETE DEVELOPMENT AND ACHIEVEMENT

Student-Athlete Career Tour

A total of 28 current and former Southeastern Conference student-athletes participated in the third SEC Career Tour in Atlanta in November 2018. The group visited the headquarters and met with executives and talent acquisition staff at several corporations including UPS, Children's Healthcare of Atlanta, The Home Depot and the Atlanta Hawks organization.

SEC Student-Athletes and Community Service

SEC student-athletes conducted more than 50,000 hours of combined community service work during the 2018-19 academic year. Each year the SEC awards a \$5,000 scholarship to a male and female nominee from each school for the Brad Davis SEC Community Service Award, and \$10,000 goes to the two student-athletes selected each year as the Brad Davis SEC Community Service Leaders of the Year. In 2018-19, Auburn University equestrian athlete Megan Rauh and University of Florida track & field athlete Sam Ahrenholz were named winners of the prestigious award.

SEC in the NCAA's 2019 Today's Top 10

Three SEC student-athletes were among the 10 student-athletes from across the country named

as recipients of the NCAA's 2019 Today's Top 10 Award. Alabama swimmer Lucas Kaliszak, Florida gymnast Alex McMurtry and Georgia track and field athlete Keturah Orji earned the award that recognizes former student-athletes for their successes in competition, in the classroom and in the community. Recipients completed their athletics eligibility during the 2017-18 academic year and were recognized at the NCAA Honors Celebration in January 2019 in Orlando, Florida.

NCAA Woman of the Year – Georgia's Keturah Orji

Georgia track and field legend Keturah Orji was named the 2018 NCAA Woman of the Year at an awards dinner in Indianapolis, Ind., in October 2018. Orji becomes the first winner from Georgia's track and field program and the fourth winner overall from the University of Georgia. All finalists – including three from each NCAA division – demonstrated excellence in academics, athletics, community service and leadership throughout their collegiate careers. Finalists were selected from a group of 30 Woman of the Year honorees which included 10 honorees from each NCAA division and represented a variety of sports. Schools nominated a record 581 college athletes for the award.

SEC Among Honda Award Winners

Three of the 12 Honda Sport Award recipients named in June 2018 were SEC student-athletes. South Carolina basketball player A'ja Wilson, Ole Miss tennis player Arianne Hartono and Florida volleyball player Rhamat Alhassan were honored at the 42nd annual Collegiate Women Sports Awards in late June 2018 in Los Angeles. The Collegiate Women's Sports Awards honor the nation's top NCAA women athletes for superior athletic skills, leadership, academic excellence and participation in community service. Since commencing its sponsorship in 1986, Honda has provided more than \$3 million in institutional grants to the universities of the award winners and nominees to support women's athletics programs.

SEC in the NFL Draft

The SEC led the nation's conferences in NFL Draft picks for the 13th consecutive year in 2019 with 64 selections, an NFL Draft record for any conference. For the eighth time in the last nine years, the SEC led the nation in First Round NFL Draft selections with nine. During the last 13 NFL Drafts, the SEC has a nation-leading 120 players taken in the opening round, an average of over nine per season. The SEC now has an impressive 96 First Round NFL Draft selections so far this decade.

MEDIA + SPONSORSHIP

SEC Tabs Evolution Media/CAA TV Group as Media Advisors

The SEC appointed leading sports media advisory firm Evolution Media/Creative Artists Agency (CAA) as its exclusive media advisors in 2018. Under its long-term agreement, Evolution and CAA's television division will work collaboratively to advise the SEC on the evolving media marketplace and assist the conference in its future media rights negotiations.

Evolution Media's clients have included the International Olympic Committee, WWE, the National Hockey League, Major League Soccer, PGA of America, PGA TOUR, Riot Games, Top Rank Boxing, the Los Angeles Dodgers, the Arizona Diamondbacks, and the Boston Celtics, among other leading teams and associations. Evolution has advised on more than \$38 billion in media rights transactions since 2008.

Creative Artists Agency (CAA) represents many of the most successful and innovative professionals working in sports, film, television, music, video games, theatre, commercial endorsements, and digital content, and provides a range of strategic marketing and consulting services to corporate clients.

SEC Viewership Continues Growth

The SEC participated in the three highest rated college football games in 2018, including the CFP Championship Game that generated a 13.8 rating with 25.28 million viewers. Among highest rated TV games in 2018, the SEC participated in five of the top 10 games, eight of the top 15 games and 10 of the top 20 games. The SEC on CBS in 2018 produced the five most-viewed games of the regular season and the SEC Football Championship saw its highest rating since 2007. In fact, the SEC Football Championship Game posted a higher rating than both CFP Semifinal games.

Meanwhile, the SEC Network remains one of the most vibrant sports networks in all of television. The SEC Network is available on every major cable and satellite provider in the United

The SEC

States, every nationwide multichannel subscription streaming service and is available in 140 countries outside the US. Important SEC notes to know:

- Over 250 students across the 14 campuses were involved in production of SEC Network events in 2018-19
- More than 70 SEC marching band halftime performances were streamed live on the ESPN App in 2018
- The SEC Network featured new episodes of "SEC Homecoming" including interviews with former
- Augusta national Golf Club Chairman Billy Payne, singer and songwriter Darius Rucker and Lockheed
- Martin president and CEO Marylin Hewson

INNOVATION + LEADERSHIP

Football Timeout Clock

The SEC revolutionized the football fan experience in Fall 2018 with the implementation of a visible television timeout countdown clock on the field at all 14 SEC football venues. The onfield display allows fans, game officials and both teams to view the remaining time during each television commercial stoppage from anywhere in the stadium.

The display is operated by the TV timeout coordinator, or 'Red Hat,' on the field during television commercial breaks and is turned off during routine game action. The time shown on the TV timeout countdown clock is the official time remaining in a timeout. The SEC worked with Victory Game Clocks to develop the TV timeout countdown clock for the 2018 football season.

The SEC TV timeout countdown clock was also utilized at the SEC Championship Game on December 1, in Atlanta, Ga., at Mercedes-Benz Stadium and then was adopted for use during the College Football Playoff Semifinals and Championship Game.

Baseball Centralized Replay

The SEC began use of a Centralized Video Review process for Conference baseball games in 2019, becoming the first conference to use a centralized process as permitted by NCAA rules. A Replay Official in the SEC Video Center, located in the Conference Office, reviews plays in SEC vs. SEC games and renders decisions that are communicated to the on-site umpire crew. The process is consistent with the system used by Major League Baseball.

Baseball is the third sport in which the SEC has implemented a collaborative or centralized replay system. The SEC successfully implemented a collaborative replay process in the sport of football in 2016, and the Conference secured NCAA approval to implement a collaborative instant replay process in men's basketball the following year.

SEC Football Media Days Presented by Regions Bank Goes to Atlanta

For the first time since SEC Football Media Days was created in 1985, the popular midsummer media extravaganza was held outside of the Birmingham area. The College Football Hall of Fame in Atlanta served as the primary host venue for SEC Football Media Days in July 2018 with the neighboring Omni Atlanta Hotel at CNN Center serving as site for many of the Media Days functions as well.

SEC Holds First Football Summerfest Presented by Regions Bank

The inaugural SEC Football Kickoff Summerfest presented by Regions Bank was held in Atlanta's Centennial Olympic Park in July 2018. The first-of-its-kind free fan event was held in conjunction with the SEC's annual Football Media Days at the nearby College Football Hall of Fame and Omni Atlanta Hotel at CNN Center.

Fans attending SEC Summerfest had an opportunity to engage with fellow SEC fans in a family-friendly game day environment that included live music, food trucks, interactives and much more. SEC Summerfest was anchored by the SEC Network's traveling road show, SEC Nation, which broadcast live from the event.

Media participation in spring football game officiating

The SEC invited media members to participate as game officials during Georgia's April 2019 Spring Football Game and engaged with the SEC Network to provide behind-the-scenes information and experiences to educate the public on SEC football officiating procedures. In addition to ESPN talent, participants included media representatives from the Associated Press, Sports

Illustrated, CBSsports.com and USA Today.

Leaders in Attendance

- SEC Football has led the nation in football attendance for 21 consecutive seasons and enjoys nearly a 10 thousand per game and 1.1 million overall edge over its next closest conference peer.
- The SEC Championship Game saw its second-highest attendance in history in 2018 and most since 1993.
- SEC Baseball has led the nation in attendance 23 years in a row. Total attendance in 2018 surpassed 2.2 million and no other conference reached the 1 million mark.
- SEC Women's Basketball has led the nation in attendance four years in a row.

BRANDING + CELEBRATION

SEC Expands Academic Initiative

The SEC announced it was expanding the scope and changing the name of its 13-year-old academic initiative to better leverage the success of its intercollegiate athletics programs in support of the broad mission of each of its 14 member universities.

Formerly known as SECU, SEC Academic Relations focuses on presenting programs and activities designed to highlight the teaching, research and service accomplishments of SEC students, faculty and staff, including related successes within the Conference's intercollegiate athletics programs.

"It Just Means More" Campaign and Associated Branding

When the SEC kicked off its comprehensive "It Just Means More" marketing campaign, it set out to show the other side of the SEC: one of history, legacy, and an overall positive impact on our people, our communities, our state, and our nation. In addition to a series of television and radio spots, print advertisements, and a social media strategy, this year the SEC continued to expand the reach of its "It Just Means More" campaign through the utilization of outdoor digital signage in cities hosting significant events. Locations included the San Jose area for the CFP Championship Game; Louisville, Kansas City, Washington, DC, and Chicago for men's and women's basketball Sweet Sixteen games, and Minneapolis for the Men's Final Four.

SEC Celebrates Academic Achievement with Graduate Patch

A total of 156 football student-athletes wore the SEC Graduate Patch in 2018 post-season football bowl games and 21 SEC basketball student-athletes wore the mark in national post-season tournaments following the 2019 hoops season. In all, more than 350 student-athletes wore the patch in all sports in 2018-19.

The SEC introduced the patch in 2016 for student-athletes in all sports who have graduated but have not exhausted their eligibility. The SEC logo patch on their uniforms is replaced with a special patch highlighting the word "Graduate" underneath the conference logo. The patch is similar in design for all conference schools, but it is school-specific in color.



COLLEGE FOOTBALL PLAYOFF

EVERY GAME COUNTS

The College Football Playoff (CFP) is a four-team event to determine college football's national champion on the field, while preserving the significance of college football's unique regular season where every game counts.

FOUR TEAMS

The selection committee ranks the teams based on the members' evaluation of the teams' performance on the field, using conference championships won, strength of schedule, head-to-head results, and comparison of results against common opponents to decide among teams that are comparable.

TRADITION

The New Year's holiday period belongs to college football, with two semifinal games rotating annually among the Cotton Bowl, Fiesta Bowl, Orange Bowl, Peach Bowl, Rose Bowl and Sugar Bowl.

CHAMPIONSHIP MONDAY

The two winning teams from the Playoff Semifinals compete for the College Football Playoff National Championship. The national championship game is in a different city each year, always on a Monday night.

UNIVERSAL ACCESS

Every Football Bowl Subdivision (FBS) team has equal access to the College Football Playoff based on its performance. No team automatically qualifies.

GOVERNANCE

University presidents and chancellors from all 10 FBS conferences and Notre Dame serve as the board of managers and govern the administrative operations, with commissioners (the Management Committee) managing the event. A small staff in the playoff office in Irving, Texas, carries out the day-to-day responsibilities.

SELECTION COMMITTEE

A talented group of high-integrity individuals with experience as coaches, student-athletes, college administrators and journalists, along with sitting athletics directors, comprise the selection committee. Members of the committee are Rob Mullens (chair), Gary Barta, Frank Beamer, Paola Boivin, Joe Castiglione, Ken Hatfield, Chris Howard, Ronnie Lott, Terry Mohajir, Ray Odierno, R.C. Slocum, Todd Stansbury and Scott Stricklin.

COLLEGE FOOTBALL PLAYOFF

collegefootballplayoff.com | [f](#) [t](#) [i](#) [s](#) [c](#)fbplayoff | [#CFBPlayoff](#)





COLLEGE FOOTBALL PLAYOFF

SELECTION COMMITTEE RESPONSIBILITIES








- Rank the top 25 teams and assign the top four to semifinals sites.
- Assign teams to New Year's bowls.
 - Create competitive matchups.
 - Attempt to avoid rematches of regular-season games and repeat appearances in specific bowls.
 - Consider geography.

PARTICIPANTS IN THE NEW YEAR'S BOWLS

Both participants in the Orange, Rose and Sugar Bowls are contracted outside the playoff arrangement (Big Ten and Pac-12 to Rose Bowl; SEC and Big 12 to Sugar Bowl; ACC to Orange Bowl against the highest-ranked available team from the SEC, Big Ten and Notre Dame). If a conference champion qualifies for the playoff, then the bowl will choose a replacement from that conference. When those bowls host the semifinals and their contracted conference champions do not qualify, then the displaced champion(s) will play in one of the other New Year's bowls.

When not hosting semifinals, the Cotton, Fiesta and Peach Bowls will welcome displaced conference champions and the top-ranked champion from a non-contract conference. The highest-ranked available teams will fill any other berths. The selection committee will make the pairings.

SCHEDULE

							
2019-20	COTTON (DEC. 28)	ORANGE (DEC. 30)	SEMIFINAL (DEC. 28)	SEMIFINAL (DEC. 28)	ROSE (JAN. 1)	SUGAR (JAN. 1)	NEW ORLEANS (JAN. 13)
2020-21	COTTON (DEC. 30)	ORANGE (JAN. 2)	FIESTA (JAN. 2)	PEACH (JAN. 1)	SEMIFINAL (JAN. 1)	SEMIFINAL (JAN. 1)	MIAMI (JAN. 11)

COLLEGE FOOTBALL PLAYOFF

collegefootballplayoff.com |     [cfbplayoff](#) | [#CFBPlayoff](#)

