
COLLEGE FOOTBALL
PLAYOFF
#1 LSU VS #3
2019 NATIONAL CHAMPIONSHIP GAME NOTES



COACH ORGERON

LEADING THE WAY.

HOME DEPOT COACH OF THE YEAR
AP COACH OF THE YEAR
SEC COACH OF THE YEAR
EDDIE ROBINSON COACH OF THE YEAR
WALTER CAMP COACH OF THE YEAR
6 TOP-10 WINS
14-0

ELITE HARDWARE

COLLEGE FOOTBALL AWARD WINNERS



BEDNARIK AWARD
Tyrann Mathieu 2011
Patrick Peterson 2010



BILETNIKOFF AWARD
Ja'Marr Chase 2019
Josh Reed 2001



BROYLES AWARD
Joe Brady 2019
John Chavis 2011



BUTKUS AWARD
Devin White 2018



WALTER CAMP AWARD
Joe Burrow 2019



CAMPBELL TROPHY
Rudy Niswanger 2005



HEISMAN TROPHY
Joe Burrow 2019
Billy Cannon 1959



HORNUNG AWARD
Odell Beckham Jr. 2013



LOMBARDI AWARD
Glenn Dorsey 2007



LOTT TROPHY
Glenn Dorsey 2007



MANNING AWARD
JaMarcus Russell 2006



MAXWELL AWARD
Joe Burrow 2019



JOE MOORE AWARD
LSU Offensive Line 2019



NAGURSKI TROPHY
Glenn Dorsey 2007



DAVEY O'BRIEN AWARD
Joe Burrow 2019



OUTLAND TROPHY
Glenn Dorsey 2007



RIMINGTON TROPHY
Ben Wilkerson 2004



THORPE AWARD
Grant Delpit 2019
Morris Claiborne 2011
Patrick Peterson 2010



UNITAS GOLDEN ARM AWARD
Joe Burrow 2019



WUERFFEL TROPHY
Rudy Niswanger 2005

LSU's Highest Heisman Trophy Finishes

1st - 2019 Joe Burrow, quarterback (2,608 points)
1st - 1959 Billy Cannon, halfback (1,929 points)
2nd - 1962 Jerry Stovall, halfback (618 points)
3rd - 1958 Billy Cannon, halfback (975 points)
4th - 1972 Bert Jones, quarterback (351 points)
5th - 2011 Tyrann Mathieu, safety (327 points)
5th - 1978 Charles Alexander, running back (282 points)



NATIONAL COACH OF THE YEAR
Ed Orgeron 2019
Les Miles 2011
Nick Saban 2003
Jerry Stovall 1982
Charles McClendon 1970
Paul Dietzel 1958

LSU

2019 Postseason Awards

Joe Burrow • QB
Heisman Trophy
Maxwell Award
Manning Award Finalist
Walter Camp Player of the Year
Davey O'Brien Award
Johnny Unitas Golden Arm Award Winner
AP Player of the Year
The Athletic's CFB Person of the Year
AP First Team All-SEC*
AP SEC Offensive Player of the Year*
First Team All-SEC Coaches' Team
Unanimous First Team All-American
First Team ESPN All-America
First Team Sporting News All-America
First Team FWAA All-America
First Team AP All-America
First Team AFCA All-America
First Team PFF All-America
First Team Walter Camp All-America
First Team Athletic All-America
First Team CBS All-America
First Team Sports Illustrated All-America
First Team USA Today All-America

Ja'Marr Chase • WR
Biletnikoff Award
AP First Team All-SEC*
First Team All-SEC Coaches' Team
Unanimous First-Team All-America
First Team ESPN All-America
First Team Sporting News All-America
First Team AP All-America
First Team PFF All-America
First Team FWAA All-America
First Team Walter Camp All-America
First Team USA Today All-America
First Team Athletic All-America
First Team AFCA All-America
First Team CBS All-America

K'Lavon Chaisson • LB
AP Second Team All-SEC
First Team All-SEC Coaches' Team

Lloyd Cushenberry III • C
First Team All-SEC Coaches' Team
Second Team AFCA All-America
Second Team FWAA All-America

Grant Delpit • S
Thorpe Award
AP Second Team All-SEC
First Team All-SEC Coaches' Team
Consensus First Team All-America
First Team CBS All-America
First Team AFCA All-America
First Team Sporting News All-America
First Team Walter Camp All-America
Second Team AP All-America

Clyde Edwards-Helaire • RB
Hornung Award Finalist
AP First Team All-SEC*
First Team All-SEC Coaches' Team
Second Team Special Teams All-SEC Coaches' Team
Second Team USA Today All-America
Third Team PFF All-America

Blake Ferguson • LS
SEC Community Service Team

Kristian Fulton • CB
AP Second Team All-SEC
Second Team PFF All-America

Justin Jefferson • WR
AP Second Team All-SEC

Rashard Lawrence • DL
Second Team All-SEC Coaches' Team

Damien Lewis • OL
AP Second Team All-SEC
Second Team All-SEC Coaches' Team
First Team Athletic All-America

Adrian Magee • OL
Second Team All-SEC Coaches' Team

JaCoby Stevens • S/LB
Second Team All-SEC Coaches' Team

Derek Stingley Jr. • CB
AP First Team All-SEC
AP SEC Newcomer of the Year
Second Team All-SEC Coaches' Team
SEC All-Freshman Team
Consensus First Team All-America
First Team Sporting News All-America
First Team AP All-America
First Team ESPN All-America
First Team Athletic All-America
First Team AFCA All-America
First Team CBS All-America
Second Team FWAA All-America
First Team Sports Illustrated All-America
First Team USA Today All-America
First Team PFF All-America
Second Team Walter Camp All-America
247Sports True-Freshman All-America

Cade York • K
Second Team AP All-SEC
SEC All-Freshman Team
247Sports True-Freshman All-America

LSU Offensive Line
(Saahdiq Charles, Lloyd Cushenberry, Austin Deculus, Ed Ingram, Damien Lewis, Adrian Magee, Badara Traore, Coach James Cregg)
Joe Moore Award

Ed Orgeron • Head Coach
SEC Coach of the Year
AP Coach of the Year
Home Depot College Coach of the Year
Eddie Robinson Coach of the Year
Walter Camp Coach of the Year
AFCA FBS Regional Coach of the Year
George Munger Coach of the Year Finalist

Joe Brady • Passing Game Coordinator
Broyles Award Winner

*-Denotes a unanimous selection









52

BOWL APPEARANCES

NATIONAL CHAMPIONSHIP
NEW ORLEANS 2020

JANUARY 13



LSU

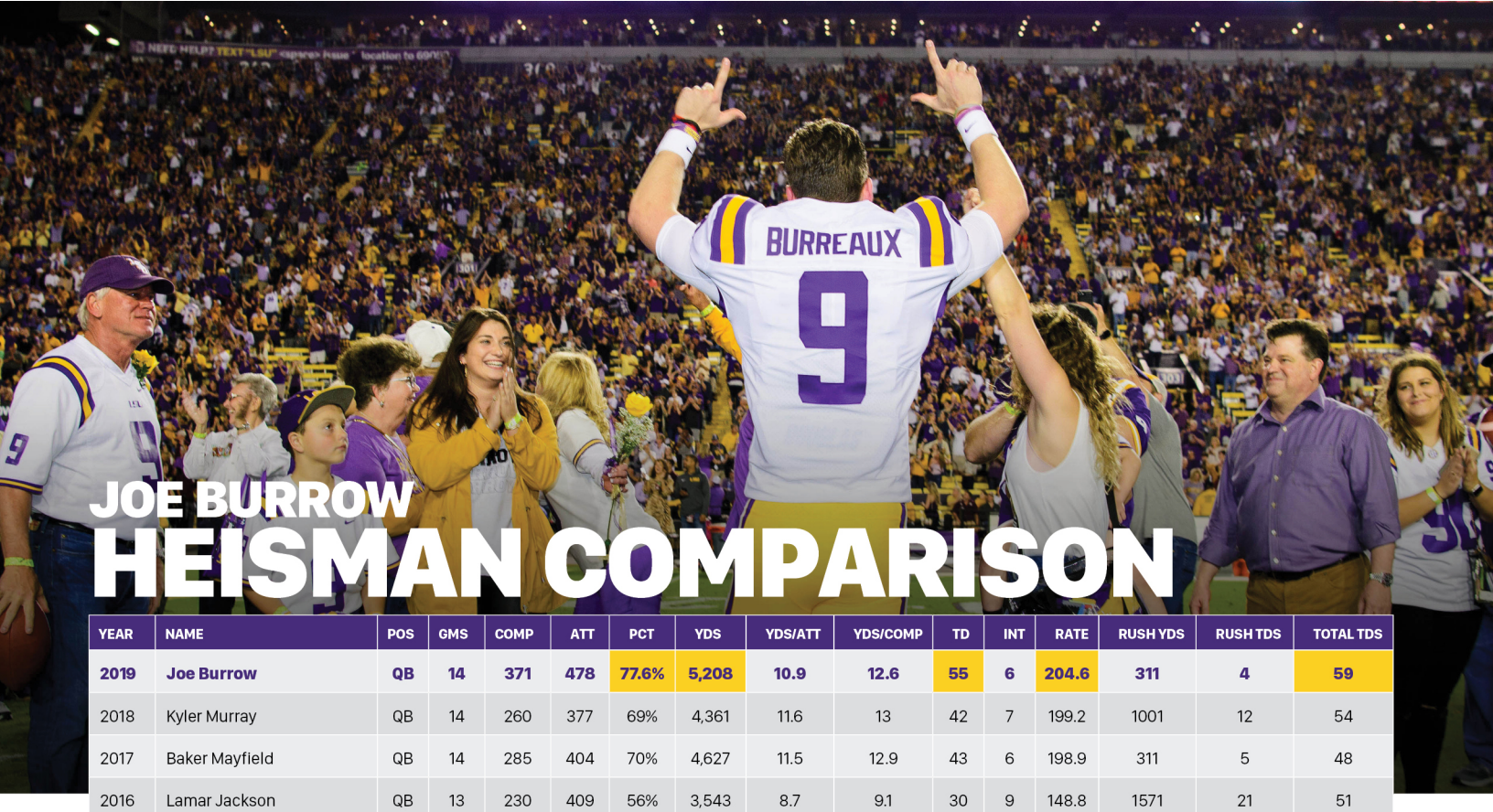

JOE BURROW HEISMAN COMPARISON

YEAR	NAME	POS	GMS	COMP	ATT	PCT	YDS	YDS/ATT	YDS/COMP	TD	INT	RATE	RUSH YDS	RUSH TDS	TOTAL TDS
2019	**Joe Burrow**	**QB**	**14**	**371**	**478**	**77.6%**	**5,208**	**10.9**	**12.6**	**55**	**6**	**204.6**	**311**	**4**	**59**
2018	Kyler Murray	QB	14	260	377	69%	4,361	11.6	13	42	7	199.2	1001	12	54
2017	Baker Mayfield	QB	14	285	404	70%	4,627	11.5	12.9	43	6	198.9	311	5	48
2016	Lamar Jackson	QB	13	230	409	56%	3,543	8.7	9.1	30	9	148.8	1571	21	51
2014	Marcus Mariota	QB	15	304	445	68%	4,454	10	11.5	42	4	181.7	770	15	57
2013	Jameis Winston	QB	14	257	384	67%	4,057	10.6	11.5	40	10	184.8	65	3	43
2012	Johnny Manziel	QB	13	295	434	68%	3,706	8.5	8.8	26	9	155.3	1410	21	47
2011	Robert Griffin III	QB	13	291	402	72%	4,293	10.7	11.8	37	6	189.5	699	10	47
2010	Cam Newton	QB	14	185	280	66%	2,854	10.2	11.2	30	7	182	1473	20	50
2008	Sam Bradford	QB	14	328	483	68%	4,720	9.8	11.1	50	8	180.8	47	5	55
2007	Tim Tebow	QB	13	234	350	67%	3,286	9.4	10.4	32	6	172.5	895	23	55
2006	Troy Smith	QB	13	203	311	65%	2,542	8.2	9.2	30	6	161.9	204	1	31
2004	Matt Leinhart	QB	13	269	412	65%	3,322	8.1	9	33	6	156.5	36	6	39
2003	Jason White	QB	14	278	451	62%	3,846	8.5	9.3	40	10	158.1	-150	1	41
2002	Carson Palmer	QB	13	309	489	63%	3,942	8.1	8.5	33	10	149.1	-122	4	37
2000	Chris Weinke	QB	12	266	431	62%	4,167	9.7	10.1	33	11	163.1	-97	1	34

Conference Record for passing TDs, total TDs, passing yards, completion percentage and pass efficiency.

Burrow's Toughness

CATEGORY	STAT	NATIONAL RANK
Under Pressure	1,340 yards	1st
Under Pressure	16 TDs	1st
Under Pressure	78.8% adjusted completions	1st
Under Pressure	147.4 NFL Passer Rating	1st
After Opponent Scores	77.4% Completions	1st
After Opponent Scores	133.3 NFL Rating	3rd
QB Hit	146.3 NFL Rating	1st



141

Joe Burrow has thrown for 141 more passing yards per game than LSU's opponents allow on average. That's also against four defenses ranked in the top 32 in defensive passer efficiency rating (Alabama (4), Georgia (8), Texas A&M (26), Florida (31), and Auburn (32).

LSU

Burrow's Efficiency

CATEGORY	STAT	NATIONAL RANK
Completion Percentage	77.6%	1st (NCAA Record)
Adjusted Completion Percentage	82.7%	1st
Non-Screen Completion Percentage	74.5%	1st
Passer Rating	204.6	2nd
Adjusted Completion Percentage (Not Under Pressure)	84.0%	3rd
Completion Percentage Between the Numbers	85.4%	-
Red Zone Scoring %	97.14%	1st
Team TD to INT per game ratio	9.1:1	-
Completion Percentage on 1st down	78.8%	1st
Passer Rating on 1st down	222.5	1st
1st downs on 1st down	116	1st

Burrow's Explosiveness

CATEGORY	STAT	NATIONAL RANK
Team Total Offense	564.1 YPG	1st
Scoring Offense	48.9 PPG	1st
Total Offense	294.2 YPG	2nd
Avg. Yds per Play	9.53 YPP	1st
Deep Passing Completion % (20+ yards)	56.5%	1st
Deep Passing TDs (20+ yards)	23	1st

Burrow's Clutch Moments

CATEGORY	STAT	NATIONAL RANK
Close games	66.4% success rate	1st (SEC)
Close games	83.5% adjusted completion	1st
3rd and long	210.8 Passer Rating	4th
Red zone	31 TDs	2nd
Red zone	0 INTs	1st
Tie Game	234.5 Passer Rating	2nd
Tie Game	0 INTs	1st
vs. Ranked Teams	80.0% completion	1st
One Score Game, 2nd half	80.8% completions	1st
One Score Game, 2nd half	11.8 YPA	1st
One Score Game, 2nd half	86.3% Adjusted Completions	1st
One Score Game, 2nd half	127.0 NFL Rating	2nd

FOR JOE BURROW'S COMPLETE BIO:

LSUsports.net /JOE

55

Joe Burrow has thrown an SEC record 55 touchdown passes in 2019. Burrow set the school record for touchdown passes (29) earlier this year against Mississippi State. During the SEC Championship game, he surpassed Missouri's Drew Lock (44) for the conference record.

17

Burrow has 20 or more completions in 17-straight games.

5,208

Burrow's passing yards this season, which broke the school record set by Rohan Davey. He is the fourth player in SEC history to throw for 4,000 yards and owns the league record for yards in a season.



77.6

Burrow's completion percentage, which is first in the country and on pace to break the NCAA record of 76.7 set by Texas QB Colt McCoy in 2008.

489

Quarterback Joe Burrow threw for 489 yards at Ole Miss for the second most in a game in school history.

7

Burrow broke his own school record for TD passes in a game (7) – all coming in the first half – of LSU's win over Oklahoma in the CFP National Semifinal contest against Oklahoma.

145.2

Joe Burrow's 2019 NFL Passer Rating under pressure is the best of any Heisman Winner in the modern era. Burrow is 30 points better than next best rating under pressure (Baker Mayfield, 117.8, 2016, since 2013).

Joe Burrow has the best completion percentage of any Heisman Winner in the modern era by at least 6 percentage points.



LSU

National Championship Game Week

8
WEDNESDAY
Practice
4 p.m.. - LSU Football Indoor Facility(Open to Media)

9
THURSDAY
Practice
4:10 p.m.. - LSU Football Indoor Facility (Open to Media)

5:30 p.m. - Coach Orgeron Post-Practice Interview (Indoor Facility)

10
FRIDAY
Travel to New Orleans
4 p.m. - Busses Depart LSU Football Operations Building

11
SATURDAY
Media Day
10-11 a.m. - Xavier University of Louisiana Convocation Center

Practice
4 p.m. - Saints Practice Facility (15 Minutes Open to Media)

12
SUNDAY
Joint Head Coaches Press Conference
9 a.m. - Sheraton New Orleans Grand Ballroom

Practice
Closed to Media

13
MONDAY
Gameday
LSU vs. Clemson
7:15 p.m. | ESPN

NATIONAL CHAMPIONSHIP
NEW ORLEANS 2020

14
TUESDAY
Winning Head Coach Press Conference
9 a.m. - Sheraton New Orleans Grand Ballroom

LSU Media Services

Ed Orgeron Interviews
LSU head coach Ed Orgeron will meet with the media as dictated by the College Football Playoff. Orgeron will be available to the media as part of scheduled news conferences at media day on Jan. 11, join head coaches press conference on Jan. 12 and post-game press conference on Jan. 13. The winning coach will also participate in a press conference on Jan. 14. Any requests for coach Orgeron need to be directed to Communications Director Michael Bonnette at mbonnet@lsu.edu or 225.241.4845 (cell).

LSU Asst. Coach Interviews
All LSU assistant coordinators will be available for interviews on Jan. 11 at media day.

LSU Player Interviews
All LSU players will be available at media day on Jan. 11 as dictated by the College Football Playoff.

LSU Practice Policies
LSU practice on Jan. 11 will be open to the media during individual drills. All other practices in New Orleans will be closed to the media.

LSU Team Hotel
New Orleans Marriott
555 Canal Street
New Orleans, LA 70130
504.581.1000

@LSUFootball

LSU Football on Twitter & Facebook
facebook.com/LSUfootball
twitter.com/LSUfootball
instagram.com/LSUfootball
twitter.com/Coach_EdOrgeron
twitter.com/LSUMediaAlerts
LSUsports.net/connect

WHO TO CONTACT

Communications Office • (225) 578-8226
Michael Bonnette • Assoc. AD/Communications
Coach Orgeron and Player Interview Requests |
E-mail: mbonnet@lsu.edu | (225) 241-4845
Brandon Berrio • Asst. Communications Director
Player Interview Requests
E-mail: bberri1@lsu.edu | (225) 328-7065

LSU Director of Digital Media
Todd Politz - todd@lsusp.com

LSU Creative Services
Jason Feirman - jfeirman@lsu.edu (Logos)
Chris Parent - cparen3@lsu.edu (Photos)

Network Operations/SEC Network
Kevin Wagner - jwagne2@lsu.edu

LSU Sports Productions
David Landry - david@lsusp.com

LSU Radio
Chris Blair - chris@lsusp.com

LSU Sports Information Mailing Address
LSU Athletic Administration Building
Baton Rouge, LA 70803

ON THE INTERNET

www.LSUsports.net/media
The Official Website of LSU Athletics is home to all the football information you need. Schedules, results, rosters, bios, statistics and game notes can be found and are always up to date. The GAMEDAY section, updated daily, has all relevant info for the upcoming game.

CollegePressBox.com
Collegepressbox.com is the official media website for SEC Football. Access and download weekly game notes, quotes, statistics, media guides, headshots, logos, flip cards and more for the conference and each of its member schools. Login information will be distributed to accredited media or you can apply for a password by sending an e-mail to password@collegepressbox.com.

@LSUFootball

2019 FOOTBALL GAME NOTES

NATIONAL CHAMPIONS
1958 • 2003 • 2007
SEC CHAMPIONS
1935 • 1936 • 1958 • 1961
1970 • 1986 • 1988 • 2001
2003 • 2007 • 2011 • 2019

GAME 15 vs. **Clemson**
January 13, 2020

Mercedes-Benz Superdome
New Orleans, La.
7:15 p.m. CT • ESPN (Megacast)

BREAKDOWN

NATIONAL CHAMPIONSHIP
NEW ORLEANS 2020

LSU

Record	14-0, 8-0 SEC
Ranking	No. 1
Last Game	December 28 vs. No. 4 Oklahoma Peach Bowl | CFP Semifinal Won, 63-28
Head Coach	Ed Orgeron (3rd Season)
Career Record	55-36
LSU Record	39-9

Clemson

Record	14-0, 8-0 ACC
Ranking	No. 3
Last Game	December 28 vs. No. 2 Ohio State Fiesta Bowl | CFP Semifinal Won, 29-23
Head Coach	Dabo Swinney
Record at CU	130-30
Career Record	Same

COACH LOCATIONS

On The Field

Ed Orgeron, Head Coach
Dave Aranda, Defensive Coordinator
James Cregg, Offensive Line
Bill Johnson, Defensive Line
Mickey Joseph, Wide Receivers
Greg McMahon, Special Teams
Corey Raymond, Defensive Backs
Tommie Robinson, Running Backs

In The Press Box

Joe Brady, Passing Game Coordinator
Bill Busch, Safeties
Steve Ensminger, Offensive Coordinator, QBs

ON THE AIR

LSU SPORTS RADIO NETWORK
Chris Blair, Play-By-Play
Doug Moreau, Analyst
Gordy Rush, Reporter

ESPN
Chris Fowler, Play-by-Play
Kirk Herbstreit, Analyst
Maria Taylor, Reporter
Tom Rinaldi, Reporter

2019 SCHEDULE

DATE	OPPONENT/TV	TIME (CT)	SERIES RECORD
Aug. 31	Georgia Southern [SECN]	Won, 55-3	LSU leads 1-0
Sept. 7	at No. 9 Texas [ABC]	Won, 45-38	Texas leads 9-8-1
Sept. 14	Northwestern State (Purple Game) [SECN]	Won, 65-14	LSU leads 12-0
Sept. 21	at Vanderbilt * [SECN]	Won, 66-38	LSU leads 23-7-1
Oct. 5	Utah State [SECN]	Won, 42-6	LSU leads 3-0
Oct. 12	No. 7 Florida * (Homecoming) [ESPN]	Won, 42-28	Florida leads 33-30-3
Oct. 19	at Mississippi State * [CBS]	Won, 36-13	LSU leads 75-35-3
Oct. 26	No. 9 Auburn * (Gold Game) [CBS]	Won, 23-20	LSU leads 31-22-1
Nov. 9	at No. 2 Alabama * [CBS]	Won, 46-41	Alabama leads 53-26-5
Nov. 16	at Ole Miss * [ESPN]	Won, 58-37	LSU leads 63-41-4
Nov. 23	Arkansas * [ESPN] (LSU Salutes)	Won, 56-20	LSU leads 41-22-2
Nov. 30	Texas A&M * [ESPN] (Senior Tribute)	Won, 50-7	LSU leads 34-20-3
Dec. 7	SEC Championship vs. No. 4 Georgia [CBS]	Won, 37-10	LSU 5-1 in Title Game
Dec. 28	CFB Playoff vs. No. 4 Oklahoma [ESPN]	Won, 63-28	1-0 in CFP Games
Jan. 13	National Championship vs. No. 3 Clemson [ESPN]	7:15 p.m. CT	2-1 in Championship Games; 2-1 vs. Clemson

NEXT UP

- LSU (14-0), champions of the Southeastern Conference, will face Clemson (14-0) for the National Championship on Monday, Jan. 13 at the Mercedes-Benz Superdome in New Orleans. Kickoff is scheduled for 7:15 p.m. on ESPN.
- LSU will be after its fourth national title. LSU won national titles in 1958, 2003 and 2007.
- LSU is 14-0 for the first time in school history and will look to become just the second team in FBS history to go 15-0 in a season. Six of LSU's 14 wins have come against teams ranked in the Top 10. Clemson will represent the seventh Top 10 LSU will face this year, the most of any team in college football history. Dating back to 2018, LSU has won 10 games, including seven straight, over Top 10 10 teams.
- LSU and Clemson meet for just the fourth time with the LSU Tigers holding a 2-1 advantage in the series. Every LSU-Clemson meeting has come during the postseason. The teams last played in the 2012 Chick-fil-A Bowl with Clemson winning, 25-24. Other meetings came in the 1959 Sugar Bowl (LSU won 7-0) and the 1996 Peach Bowl (LSU won 10-7).
- LSU goes into the contest having been ranked No. 1 in the AP Poll since Week 10 and No. 1 in the Coaches Poll since Week 12.
- The Tigers, winners of 15 straight dating back to last year, are coming off a 63-28 win over No. 4 Oklahoma in the CFP National Semifinal/Chick-fil-A Peach Bowl. The 15-game winning streak ties for the second-longest winning streak in school history.
- Overall, LSU will be playing its 31st consecutive game as a Top 25 team. LSU has been a Top 25 team for 43 of the 48 games under Coach O with 22 of those coming as a Top 10 team.
- National Coach of the Year Ed Orgeron brings a 39-9 mark in 48 games as the Tiger coach into the contest. Of his 39 wins with the Tigers, 30 have come by double-figures, 11 have come against Top 10 teams and 17 have come against teams ranked in the Top 25.
- Coach O's 39 wins through 48 games ranks as the second-most for any coach in LSU history over that span. Only Les Miles (40 wins in 48 games) won more games than Orgeron during the first 47 games of his LSU coaching career.
- Orgeron's 11 Top 10 wins ranks second among all LSU head coaches, trailing only Les Miles (16 in 12 years). Orgeron is 11-3 against Top 10 teams at LSU.
- LSU has won at least 8 games for 20 straight seasons. The 20-year streak is the longest among Power 5 schools along with Oklahoma, and ranks second to only Boise State (21) among all FBS schools.
- Under Orgeron, LSU is 22-1 when having a 100-yard rusher, including a 6-0 mark in 2019, and the Tigers are 37-2 when reaching the 20-point mark.
- LSU leads the nation in total offense with 564.1 yards per game. In 14 games, the Tigers have gone over the 500-yard mark 11 times, which includes four 600-yard games and one 700-yard game.
- The Tigers are also No. 1 nationally in scoring offense (48.9) and redzone offense (68-of-70). The Tigers are No. 2 nationally in passing offense (397.2). LSU has scored 40 or more points a school-record 11 times, which includes five 50-point games and three 60-point games.
- LSU's defense, which have allowed only 47 first quarter points all season, is giving up 21.6 points and 339.3 total yards (118.0 rushing, 221.9 passing) per game.
- LSU's held its last three opponents, which includes a pair of Top 5 ranked teams, to a combined 45 points and 230 rushing yards.
- This year's LSU offense is the first in the history of the college football to feature a 5,000-yard passer (Joe Burrow with 5,208 yards), a 1,000-yard rusher (Clyde Edwards-Helaire with 1,304), and two 1,000-yard receivers (Ja'Marr Chase with 1,559 and Justin Jefferson with 1,434).
- Heisman Trophy winning QB Joe Burrow is first player in SEC history to go over the 4,000-yard/40 TD mark and the 5,000-yard/50 TD mark. He's the SEC single-season record holder for passing yards (5,208) and passing TDs (55).
- QB Joe Burrow leads the nation in passing TDs (55), completion percentage (77.6) and points responsible for (354), and he's second nationally in passing yards (5,208), yards per game (372.0), and total offense (394.2).
- In 14 games, Burrow has completed 371-of-478 passes for 5,208 yards, 55 TDs and only six interceptions. He's thrown at least one TD pass in 18 straight games and he's gone over the 300-yard mark in 14 of the last 17 games.
- Biletnikoff Award winner Ja'Marr Chase and Justin Jefferson are both tied for the SEC single-season record with 18 receptions, which ranks No. 1 nationally. Chase has 75 receptions for 1,559 yards, while Jefferson has caught an SEC record 102 passes for 1,434 yards.
- TE Thaddeus Moss holds the LSU single-season record for both receptions (42) and receiving yards (534) by a tight end.
- RB Clyde Edwards-Helaire led the SEC in rushing TDs with 16 and he's No. 4 in the league in total TDs (17). He rushed for 100+ yards in six of LSU's nine SEC games. His 1,304 rushing yards are the third-most in the SEC.
- LB Jacob Phillips leads the Tigers in tackles with 105; OLB K'Lavon Chaisson is first on team in sacks (6.5) and tackles for loss (13.5).
- Consensus All-America CB Derek Stingley led the SEC in both interceptions (6) and passes defended (21).

BY THE NUMBERS

25
LSU hasn't trailed in 25 consecutive quarters, a streak that dates back to the third quarter of the Auburn game on Oct. 26. Overall, LSU has trailed only five times all season and never in the fourth quarter.

53
LSU has scored points in 53 of a possible 56 quarters this year.

67
Of LSU's 85 offensive touchdowns, 67 have come on drives of less than 3 minutes.

ORGERON'S SUPERLATIVES AT LSU

Most Points Scored

1.	72	at Texas A&M	11/24/18
2	66	at Vanderbilt	9/21/19
3.	65	vs. Northwestern St.	9/14/19
4.	63	vs. Oklahoma (in Atlanta)	12/28/19
5.	58	at Ole Miss	11/16/19

Fewest Points Allowed

1.	0	vs. Southeastern La.	9/8/18
	0	vs. BYU (in New Orleans)	9/2/17
3.	3	vs. Mississippi St.	10/20/18
	3	vs. Georgia Southern	8/31/19
5.	6	vs. Utah St.	10/5/19

Most First Downs

1.	35	at Ole Miss	11/16/19
2.	33	vs. Ole Miss	9/29/18
3.	32	vs. Utah St.	10/5/19
	32	vs. UCF (in Glendale, Ariz.)	1/1/19
5.	31	vs. Oklahoma (in Atlanta)	12/28/19
	31	vs. Texas A&M	11/30/19
	31	vs. Northwestern St.	9/14/19
	31	at Texas A&M	11/24/18
	31	vs. Rice	11/17/18

Fewest First Downs Allowed

1.	6	vs. BYU (in New Orleans)	9/2/17
2.	8	vs. Georgia Southern	8/31/19
3.	11	vs. Louisville (in Orlando)	12/31/16
4.	10	vs. Utah St.	10/5/19
5.	12	vs. Texas A&M	11/30/19
	12	at Tennessee	11/18/17
	12	vs. Chattanooga	9/9/17

Most Rushing Attempts

1.	57	vs. BYU (in New Orleans)	9/2/17
2.	56	vs. Texas A&M	10/25/17
3.	55	at Ole Miss	10/21/17
4.	52	vs. UCF (in Glendale, Ariz.)	1/1/19
	52	vs. Missouri	10/1/16

Opponent's Fewest Rushing Attempts

1.	14	vs. BYU (in New Orleans)	9/2/17
2.	19	at Arkansas	11/10/18
3.	22	vs. Utah St.	10/5/9
	22	vs. Missouri	10/1/16
5.	23	vs. Northwestern St.	9/14/19

Most Rushing Yards

1.	418	vs. Missouri	10/1/16
2.	393	at Ole Miss	10/21/17
3.	390	at Arkansas	11/12/16
4.	311	vs. Ole Miss	10/22/16
5.	298	at Texas A&M	11/24/16

Fewest Rushing Yards Allowed

1.	-5	vs. BYU (in New Orleans)	9/2/17
2.	16	at Arkansas	11/10/18
3.	19	vs. Utah St.	10/5/19
4.	38	at Tennessee	11/18/17
5.	46	vs. Northwestern St.	9/14/19

Most Passes Attempted

1.	42	vs. Oklahoma (in Atlanta)	12/28/19
	42	at Ole Miss	11/16/19
	42	vs. Auburn	10/26/19
4.	39	at Alabama	11/9/19
	39	vs. Utah St.	10/5/19
	39	at Texas	9/07/19
	39	at Texas A&M	11/24/18
	39	vs. Georgia Southern	8/31/19

Most Passes Completed

1.	32	vs. Oklahoma (in Atlanta)	12/28/19
	32	at Ole Miss	11/16/19
	32	vs. Auburn	10/26/19
4.	31	at Alabama	11/9/19
	31	at Texas	9/07/19

Opponent's Fewest Pass Attempts

1.	11	vs. Georgia Southern	8/31/19
2.	15	vs. Rice	11/17/18
3.	16	at Florida	10/7/17
4.	17	vs. Florida	11/19/16
5.	19	vs. Alabama	11/5/16

Opponent's Fewest Passes Completed

1.	4	vs. Georgia Southern	8/31/19
2	7	vs. Rice	11/17/18
	7	vs. Florida	11/19/16
4.	8	vs. Mississippi St.	10/20/18
5.	9	vs. Auburn	10/14/17

Most Passing Yards

1.	532	vs. Oklahoma (in Atlanta)	12/28/19
2.	488	vs. Northwestern St.	9/14/19
3.	471	at Texas	9/07/19
4.	425	va. Texas A&M	11/30/19
5.	418	at Vanderbilt	9/21/19

Opponent's Fewest Passing Yards

1.	24	vs. Georgia Southern	8/31/19
2.	59	vs. Mississippi St.	10/20/18
3.	97	vs. Texas A&M	11/30/19
4.	101	vs. Rice	11/17/18
5.	102	vs. BYU (in New Orleans)	9/2/17

Most Yards of Total Offense

1.	714	at Ole Miss	11/16/19
2.	692	vs. Oklahoma (in Atlanta)	12/28/19
3.	634	vs. Missouri	10/1/16
4.	622	at Texas A&M	11/24/16
5.	612	vs. Arkansas	11/23/19

Opponent's Fewest Yards of Total Offense

1.	97	vs. BYU (in New Orleans)	9/2/17
2.	98	vs. Georgia Southern	8/31/19
3.	198	vs. Rice	11/17/18
4.	159	vs. Utah St.	10/5/19
5.	169	vs. Texas A&M	11/30/19

Highest Punting Average (min. 3)

1.	58.0	vs. Southern Miss	10/15/16
2	51.7	vs. Georgia Southern	8/31/19
3.	49.2	at Tennessee	11/18/17
4.	49.16	at Auburn	9/15/18
5.	47.7	vs. Missouri	10/1/16

Highest Time of Possession

1.	44:31	vs. UCF (in Glendale, Ariz.)	1/1/19
2.	42:33	vs. Missouri	10/1/16
3.	41:03	vs. Utah St.	10/5/19
4.	40:21	vs. Arkansas	11/23/19
5.	37:40	at Ole Miss	10/21/17

Longest Scoring Drive (By Yards)

1.	99	vs. Utah St. (13 plays)	10/5/19
2.	97	vs. Ole Miss (7 plays)	10/22/16
3.	96	vs. Southeastern La. (7 plays)	9/8/18
4.	95	at Arkansas (2 plays)	11/12/16
5.	93	vs. Missouri (5 plays)	10/1/16

Longest Scoring Drive (By Time)

1.	7:24	at Arkansas (14-77)	11/10/18
2.	7:13	vs. BYU (in New Orleans) (13-66)	9/2/17
3.	7:12	vs. UCF (in Glendale, Ariz.) (12-78)	1/1/19
4.	6:55	at Arkansas (13-84)	11/12/16
5.	6:42	vs. Utah St. (13-99)	10/5/19

Longest Scoring Drive (By Plays)

1.	17	at Ole Miss (66 yds.)	11/17/19
2.	16	vs. Georgia (77 yds)	12/7/19
3.	15	at Texas A&M (90 yds.)	11/24/18
	15	vs. Mississippi St. (64 yds.)	10/20/18
	15	vs. Georgia (50 yds.)	10/13/18

ORGERON'S CAREER RECORD VS. OPPONENTS

Alabama	1-6
Arkansas	4-3
Auburn	3-3
Florida	2-3
Georgia	2-2
Kentucky	1-1
LSU	0-3
Mississippi State	3-3
Missouri	1-2
Ole Miss	4-0
South Carolina	0-0
Tennessee	1-1
Texas A&M	3-1
Vanderbilt	2-2
VS. SEC	**27-30**

Arizona	1-0
California	1-0
Colorado	1-0
Oregon St.	1-0
Stanford	1-0
UCLA	0-1
Utah	1-0
VS. Pac-12	**6-1**
Oklahoma	1-0
Texas	1-0
VS. Big-12	**2-0**
Memphis	3-0
UCF	1-0
VS. AAC	**4-0**

Louisville	1-0
Miami	1-0
Syracuse	1-0
Wake Forest	0-1
VS. ACC	**3-1**
LA Tech	2-0
Rice	1-0
Southern Miss	1-0
VS. C-USA	**4-0**
BYU	1-0
Notre Dame	0-2
VS. Independent	**1-2**
Utah St.	1-0
Wyoming	0-1
Record v. MWC	**1-1**

Chattanooga	1-0
The Citadel	1-0
VS. Southern Conference	**2-0**
Northwestern LA	3-0
Southeastern LA	1-0
VS. Southland	**4-0**
Georgia Southern	1-0
Troy	0-1
VS. Sun Belt	**1-1**



Ed Orgeron

Head Coach

Overall Record: 55-36
LSU Record: 39-9
(Fourth year)

THE ORGERON FILE

Year at LSU: Fifth (Fourth as head coach)
Birthdate: July 27, 1961, in Larose, La.
Wife: Kelly
Children: Tyler, Parker, Cody
High School: South Lafourche High School (Galliano, La.)
College: Northwestern State (La.), 1984

YEAR-BY-YEAR HEAD COACHING RECORD

YEAR	SCHOOL	OVERALL RECORD
2005	Ole Miss	3-8
2006	Ole Miss	4-8
2007	Ole Miss	3-9
2013	Southern Cal	6-2
2016	LSU	6-2
2017	LSU	9-4
2018	LSU	10-3
2019	LSU	14-0
Overall		**55-36**

PLAYING EXPERIENCE

1981-84 Northwestern (La.) State (defensive line)

COACHING EXPERIENCE

1984	Northwestern (La.) State (graduate assistant)
1985	McNeese State (graduate assistant)
1986-87	Arkansas (assistant strength coach)
1988-92	Miami (Fla.) (graduate assistant, 1988; defensive line 1989-92)
1994	Nicholls State (linebackers)
1995-97	Syracuse (defensive line)
1998-2004	Southern Cal (defensive line, 1998-2002; recruiting coordinator, 2001-04)
2005-07	Ole Miss (head coach)
2008	New Orleans Saints (defensive line)
2009	Tennessee (defensive line/recruiting coordinator)
2010-12	Southern Cal (defensive coordinator/ defensive line/recruiting coordinator, 2010-13; interim head coach, 2013
2015-pres.	LSU (defensive line; recruiting coordinator, 2016; interim head coach, Sept. 25, 2016, head coach, Nov. 26, 2016)

BOWL EXPERIENCE

SEASON	BOWL	TEAM	OPPONENT	RESULTS
AS ASSISTANT COACH				
1986	Orange	Arkansas	Oklahoma	L, 42-8
1987	Liberty	Arkansas	Georgia	L, 20-17
1988	Orange	Miami	Nebraska	W, 23-3
1989	Sugar	Miami	Alabama	W, 33-25
1990	Cotton	Miami	Texas	W, 46-3
1991	Orange	Miami	Nebraska	W, 22-0
1992	Sugar	Miami	Alabama	L, 34-13
1995	Gator	Syracuse	Clemson	W, 41-0
1996	Liberty	Syracuse	Houston	W, 30-17
1997	Fiesta	Syracuse	Kansas State	L, 35-18
1998	Sun	Southern Cal	TCU	L, 28-19
2001	Las Vegas	Southern Cal	Utah	L, 10-6
2002	Orange	Southern Cal	Iowa	W, 38-17
2003	Rose	Southern Cal	Michigan	W, 28-14
2004	Orange	Southern Cal	Oklahoma	W, 55-19
2009	Chick-fil-A	Tennessee	Virginia Tech	L, 37-14
2012	Sun	Southern Cal	Georgia Tech	L, 21-7
2015	Texas	LSU	Texas Tech	W, 56-27
AS HEAD COACH				
2016	Citrus	LSU	Louisville	W, 29-9
2017	Citrus	LSU	Notre Dame	L, 21-17
2018	Fiesta	LSU	UCF	W, 40-32
2019	Peach	LSU	Oklahoma	W, 63-28
2020	CFP	LSU	Clemson	-

Ed Orgeron grew up a Tiger fan. He developed a passion for the Tigers at an early age, becoming a fan of some of the all-time LSU greats in the 1970s. Players like Bert Jones, Ronnie Estay, Tommy Casanova and Charles Alexander ignited a purple and gold fire under Orgeron that still burns today.

Now as he leads LSU into the National Championship contest just three full years into the job, Orgeron has leveraged his passion and love for the Tigers and his home state of Louisiana into a determination and drive that sees him spend nearly every waking moment focused on LSU football and his vision for the program.

Orgeron has guided the Tigers to a 39-9 overall mark in his 48 games as the LSU head coach. Of his 39 victories, 17 have come against teams ranked in the Top 25, including 11 over Top-10 opponents. Furthermore, of Coach O's 39 wins, 25 have come against SEC foes and 30 have come by double-digits. As head coach of the Tigers, Orgeron has an 11-3 mark against Top 10 opponents, which includes a school-record six Top 10 wins in 2019.

Under Orgeron, the Tigers have played 43-of-48 games ranked in the Top 25, including all 14 games in 2019.

In 2019, Orgeron has been named National Coach of the Year by Walter Camp, Eddie Robinson and the Associated Press. He was also selected as the SEC Coach of the Year.

Orgeron guided the Tigers to the most dominant regular season in school history with the Tigers posting a 14-0 mark and outscoring opponent 684-303. LSU goes into the Clemson game riding a streak of 25 straight quarters without trailing (dates back to Auburn game on Oct. 26). The Tigers have only trailed five times all year and have yet to trail in the fourth quarter. LSU is currently riding a 15-game winning streak, the second-longest streak in school history.

During offseason, Orgeron hired Joe Brady — the winner of the 2019 Broyles Award as nation's top assistant coach — to install the spread offense. The results were unlike anything ever seen before at the school as the Tigers have set nearly every offensive record in LSU history behind the play of Heisman Trophy quarterback Joe Burrow and the play-calling of offensive coordinator Steve Ensminger.

In addition to Burrow's sweep of National Player of the Year Awards, LSU produced the winner of the Biletnikoff Award (Ja'Marr Chase) and the Jim Thorpe Award (Grant Delpit). LSU set a school-record with five first team All-America selections in 2019. LSU's offense line, coached by James Cregg and led by center Lloyd Cushenberry and right guard Damien Lewis, claimed the Joe Moore Award as the top offensive line in college football.

This year, Orgeron and the Tigers led the nation in scoring offense (48.9) as the Tigers have set school records for points in a season (684), 40-point games (11), 50-point games (7) and 60-point games (3). LSU has won 11 of its 14 games by double-digits, also a school record.

In 2018, Orgeron guided a young and inexperienced LSU team to a 10-3 overall mark and a final ranking of No. 6 nationally. It marked LSU's first 10-win season since 2013 and the highest final ranking for the Tigers since 2011. The Tigers capped the year with a 40-32 victory over No. 7 ranked Central Florida in the Fiesta Bowl, LSU's first New Year's Six Bowl victory since the new format was put in place in 2014.

For the first time in school history, Orgeron directed the Tigers to four wins over Top-10 teams beginning with a season-opening victory over No. 8 Miami. LSU followed that with a road victory over No. 7 Auburn, a home win over No. 3 Georgia and the bowl win over No. 7 UCF.

Individually, Orgeron's 2018 team produced the school's first Butkus Award winner in Devin White along with three first-team all-Americas in White, cornerback Greedy Williams, and safety Grant Delpit. Delpit became only the ninth unanimous All-America in school history in 2018.

The Coach O Way

With the "One Team. One Heartbeat" motto, the Tigers seemingly became a different team overnight under Orgeron and the results that LSU sought soon followed.

As the head coach of the Tigers, Orgeron said he was going to "flip the script" and he assigned a theme for the daily practices. The purpose of the descriptive practice themes for each day during the week is one of the ways that Orgeron and his staff hold the players accountable and focused both prior to and during the workout. The daily practice nicknames are as follows: Tell the Truth Monday, Competition Tuesday, Turnover/No Turnover Wednesday, No Repeat Thursday, and Focus Friday.

Orgeron has also opened the doors for former LSU players to come back and be active in the program. Having former players actively involved is a way for the current Tigers to get a better understanding of who helped build the foundation for the program, while also letting them see first-hand what it means to be a LSU Tiger and the responsibility that goes along with it.

Orgeron Coaching History

Orgeron, a native of Larose, Louisiana, is LSU's 33rd head football coach, and the first Louisiana native to serve as head coach of the Tigers since West Monroe native Jerry Stovall held the position for four seasons in the early 1980s.

Orgeron, who has also served as head coach at Ole Miss and Southern Cal, is 39-9 at LSU. His career mark as a collegiate head coach is 55-36, however he's 45-11 over his last 56 games as a head coach. Orgeron went 6-2 as Southern Cal's interim head coach in 2013, taking over a USC team that stumbled to a 3-2 mark over the first five games of the year. Orgeron rallied the Trojans as USC closed out the regular season with wins in six of its final eight games.

Orgeron originally joined the Tiger staff in 2015 as defensive line coach, before adding the title of recruiting coordinator in the spring of 2016.

Prior to joining the LSU staff, Orgeron's last coaching stop came at Southern Cal where he served as recruiting coordinator and defensive line coach for the Trojans for four years (2010-13). Orgeron was elevated to interim head coach at USC for the final eight games of the 2013 season.

Orgeron served two stints at Southern Cal, the first as the Trojans' defensive line coach from 1998 to 2004. Orgeron coached under Paul Hackett at USC for three years from 1998 to 2000 and was one of just a handful of coaches retained by Pete Carroll when he took over as the Trojans' head coach in 2001.

Orgeron left USC in 2005 to become the head coach at Ole Miss, where he went 10-25 in three years with Rebels from 2005-07.

Orgeron spent the 2008 season coaching the defensive line for the New Orleans Saints and then joined Tennessee as defensive line coach and recruiting coordinator in 2009. He returned to Southern Cal following the 2009 season.

Orgeron made a name for himself as a top defensive line coach at the University of Miami from 1988-92, where he coached eight All-Americans, including NFL first-rounders Cortez Kennedy, Russell Maryland and Warren Sapp. In 1988, he was a graduate assistant at Miami, working with the defensive line.

Orgeron was a graduate assistant at Northwestern (La.) State, his alma mater, in 1984 and McNeese State in 1985, working with the defensive line at both schools, then was an assistant strength coach at Arkansas for two years (1986-87).

Born July 27, 1961, he and his wife, Kelly, have three sons, Tyler, and twins Parker and Cody. Tyler is a member of the LSU football coaching staff, while Cody is the starting quarterback at McNeese State. Parker was a two-year starter at wide receiver for McNeese.

Away from the field, Coach O and his wife Kelly are active in many community endeavors with most of their time being spent supporting "Basket of Hope", which has the mission of giving hope to children diagnosed with cancer or other serious illness through the delivery of a Basket of Hope filled with toys, games, craft items,

TRACKING THE TIGERS

WEEK	AP	COACHES	CFP
Preseason	6	6	--
Week 2	6	6	--
Week 3	4	5	--
Week 4	4	5	--
Week 5	5	6	--
Week 6	5	6	--
Week 7	5	6	--
Week 8	2	3	--
Week 9	2	3	--
Week 10	1	2	--
Week 11	1	2	2
Week 12	1	1	1
Week 13	1	1	1
Week 14	1	1	2
Week 15	1	1	1

CFP RANKINGS

RK.	TEAM	REC.	PREV
1	**LSU**	**13-0**	**2**
2	Ohio State	13-0	1
3	Clemson	13-0	3
4	Oklahoma	12-1	6
5	Georgia	11-2	4
6	Oregon	11-2	13
7	Baylor	11-2	7
8	Wisconsin	10-3	8
9	Florida	10-2	9
10	Penn State	10-2	10
11	Utah	11-2	5
12	Auburn	9-3	11
13	Alabama	10-2	12
14	Michigan	9-3	14
15	Notre Dame	10-2	15
16	Iowa	9-3	16
17	Memphis	12-1	17
18	Minnesota	10-2	18
19	Boise State	12-1	19
20	Appalachian State	12-1	21
21	Cincinnati	10-3	20
22	USC	8-4	22
23	Navy	9-2	24
24	Virginia	9-4	23
25	Oklahoma State	8-4	25

TIGERS IN THE SEC (NCAA)

Total Offense	**Yds./G**
1. (2) Joe Burrow	394.2
Passing Yards	**Yards**
1. (2) Joe Burrow	5,208
Passing Touchdowns	**Total**
1. (1) Joe Burrow	55
Completion Percentage	**Pct.**
1. (1) Joe Burrow	77.6
Passing Efficiency	**Eff.**
2. (2) Joe Burrow	204.60
Rushing Yards	**Total**
2. Clyde Edwards-Helaire	1,304
Rushing Touchdowns	**Total**
1. Clyde Edwards-Helaire	16
Receptions	**Total**
1. (3) Justin Jefferson	102
2. Ja'Marr Chase	75
Receiving Yards	**Yards**
1. (2) Ja'Marr Chase	1,559
2. (3) Justin Jefferson	1,434
Receiving Touchdowns	**Total**
1. (1) Ja'Marr Chase	18
2. (1) Justin Jefferson	18
4. Terrace Marshall	12
Scoring	**Points**
1. (3) Cade York	146
3. Ja'Marr Chase	110
4. Justin Jefferson	108
Tackles	**Total**
2. Jacob Phillips	105
Passes Defended	**Total**
1. (4) Derek Stingley Jr.	21
3. Kristian Fulton	15
Interceptions	**Total**
1. (5) Derek Stingley Jr.	6
2. Kary Vincent Jr.	4

NOTEBOOK

LSU Wins First College Football Playoff Game; Clinches Spot in National Championship

- No. 1 LSU, champions of the Southeastern Conference, defeated No. 4 Oklahoma 63-28 in the Chick-fil-A Peach Bowl to clinch a spot in the College Football Playoff National Championship.
- In their first CFP Semifinal appearance, the Tigers routed the Sooners for the most dominating win the in CFP era.
- LSU will be making its fourth national championship appearance with others coming in the BCS era.
- LSU won the 2003 national title in New Orleans with a 21-14 win over Oklahoma and the Tigers followed that four years later with a 38-24 victory over Ohio State to claim the 2007 title. The last championship appearance came in 2011, a 21-0 loss to Alabama.

The Superdome – LSU's Home Away From Home

- LSU will travel to its home away from home, going 80 miles down Interstate 10 to the Mercedes-Benz Superdome in New Orleans, for the CFP National Championship Game.
- The game against Clemson will be LSU's first in the building since a 27-0 win over BYU to open the 2017 season.
- LSU is 14-5 all-time in games played in the Superdome, which includes a 4-3 record in bowl games
- LSU's other 10 wins in the Superdome have come against Tulane and BYU.
- Since 2000, LSU is 6-1 in the Superdome.
- The following is a look at LSU's history in the Superdome:

SEASON	EVENT/BOWL (OPPONENT)	RESULTS
1975	Regular Season game (Tulane)	W, 42-6
1977	Regular Season game (Tulane)	W, 20-17
1979	Regular Season game (#18 Tulane)	L, 24-13
1981	Regular Season game (Tulane)	L, 48-7
1983	Regular Season game (Tulane)	W, 20-7
1984	Sugar Bowl (#5 Nebraska)	L, 28-10
1985	Regular Season game (Tulane)	W, 31-19
1986	Sugar Bowl (#6 Nebraska)	L, 30-15
1987	Regular Season game (Tulane)	W, 41-36
1989	Regular Season game (Tulane)	W, 27-7
1991	Regular Season game (Tulane)	W, 39-20
1994	Regular Season game (Tulane)	W, 49-25
2001	Sugar Bowl (#7 Illinois)	W, 47-34
2003	Sugar Bowl/BCS National Championship (#3 Oklahoma)	W, 21-14
2006	Sugar Bowl (#11 Notre Dame)	W, 41-14
2007	Regular Season game (Tulane)	W, 34-9
2007	BCS National Championship (#1 Ohio State)	W, 38-24
2011	BCS National Championship (#2 Alabama)	L, 21-0
2017	Regular Season game (BYU)	W, 27-0
2020	CFP National Championship (#3 Clemson)	-

LSU's At Home In A Dome

- LSU will be making its 42nd overall appearance in a domed stadium against Clemson in the CFP National Championship at the Mercedes-Benz Superdome.
- LSU has won nine straight in domed venues dating back to a 37-27 season-opening victory over TCU in AT&T Stadium in 2013.
- The Tigers are 33-8 all-time in domed stadiums.
- LSU will be making its second appearance in a dome this season. The team played Georgia in the SEC Championship Game, a 37-10 victory, and Oklahoma in the Chick-fil-A Peach Bowl, a 63-28 win.
- Here's a look at LSU's record in domed stadiums and the last appearance at each venue:

Stadium	Record	Last Appearance
Mercedes-Benz Superdome (New Orleans)	14-5	Def. BYU, 27-0, in 2017 season-opener
Georgia Dome (Atlanta)	9-2	Lost Clemson, 25-24, in 2012 Chick-fil-A Bowl
AT&T Stadium (Arlington)	4-0	Def. Miami, 37-17, in 2018 season-opener
NRG Stadium (Houston)	2-0	Def. Texas Tech, 56-27, in 2015 Texas Bowl
Mercedes-Benz Stadium (Atlanta)	2-0	def. Oklahoma, 63-28, in 2019 Chick-fil-A Peach Bowl
State Farm Stadium (Glendale)	1-0	Def. UCF, 40-32, in 2019 Fiesta Bowl
Carrier Dome (Syracuse)	1-0	Def. Syracuse, 34-24, in 2015
Astrodome (Houston)	0-1	Lost Tennessee, 24-17, in 1972 Bluebonnet Bowl

Tigers Playing in 52nd Bowl

- The LSU football program will be making its 52nd appearance in a bowl game when the Tigers face Clemson in the CFP National Championship Game
- LSU is 27-23-1 all-time in bowl games. LSU defeated No. 4 Oklahoma, 63-28, in the Chick-fil-A Peach Bowl on Dec. 28.
- The 52 bowl appearances is eighth among all FBS schools, while the 27 victories is ninth all-time.

LSU vs. Non-Conference Foes Under Orgeron

- LSU is 15-2 vs. non-conference opponents under Coach Orgeron.
- The Tigers have won their last ten non-SEC games under Orgeron.
- Clemson will be the third Top 10 non-conference opponent LSU faces this year.
- The Tigers beat then-No. 9 Texas, 45-38, in Austin in week 2 and defeated No. 4 Oklahoma, 63-28, in the Chick-fil-A Peach Bowl.

LSU vs. the ACC

- LSU is 38-27 all-time against current Atlantic Coast Conference member institutions in program history.
- The Tigers are familiar with the conference after having played Louisville, Syracuse, Clemson, Miami and North Carolina in recent history.
- The Tigers have played Georgia Tech the most at 19 times since 1915.

The last meeting against an ACC team came to start the 2018 season in AT&T Stadium in Arlington, Texas. The Tigers defeated No. 8 Miami, 33-17.

LSU To Face Its Seventh Top 10 Opponent In 2019 — Most Top 10 Games In A Season

- LSU will face its seventh Top 10 opponent in 2019 on Monday against No. 3 Clemson.
- The seven Top 10 contests are the most in school history in a single-season.
- LSU faced five Top 10 opponents in 2018 for the previous season high.
- LSU is 6-0 this year against Top 10 teams and the Tigers have won seven straight and 10 of their last 11 against teams ranked in the Top 10.
- LSU is the fourth team ever to beat five AP top 10 teams in a season and the second to do so prior to their bowl game (Notre Dame, 1943).
- LSU is 11-3 against Top 10 teams under Ed Orgeron.

LSU Is 80-9 vs. Non-Conference Teams Dating Back to 2001

- Dating back to the 2001 season when LSU captured its first outright SEC title since 1986, the Tigers have done quite well against non-conference opponents, going 80-9 against non-SEC foes during that span.
- Of the 80 wins, 20 have come against top-25 teams.
- Of the nine losses, only three have come during the regular season (2002 at Virginia Tech, 2016 vs. Wisconsin at Lambeau Field and 2017 vs. Troy).
- The other six losses came in bowl games (2003 Cotton Bowl vs. Texas; 2005 Capital One Bowl vs. Iowa; 2009 Capital One Bowl vs. Penn State; 2012 Chick-Fil-A Bowl vs. Clemson; 2014 Music City Bowl vs. Notre Dame, 2018 Citrus Bowl vs. Notre Dame).

LSU's 15-game Win Streak Third Longest in School History; Third in the Nation

- LSU's 15-game winning streak ranks as the nation's second-longest in the nation and tied for the second-longest streak in school history.
- LSU won a school-record 19 straight games over the 1957-58-59 seasons.
- The 15-game winning streak is tied for second in school history. The other came from 1907-09.
- The following is a look at the longest winning streaks in school history:

Length	First Win	Loss that Snapped Streak
19 games	def. Tulane, 25-6, on Nov. 30, 1957	lost Tennessee, 14-13, on Nov. 7, 1959
15 games	**def. UCF, 40-32 on Jan. 1, 2019**	**--**
15 games	def. Baylor, 48-0, on Nov. 30, 1907	lost Sewanee, 15-6, on Oct. 30, 1909

LSU Has Only Trailed FiveTimes in 2019

- LSU goes into the CFP National Championship Game having trailed only five times in 2019 and the Tigers haven't trailed by more than a touchdown all season.
- LSU is currently riding a streak of 25 straight quarters without trailing an opponent. The last time LSU trailed in a game this year came in the third quarter of the Auburn contest on October 26.
- LSU hasn't been behind in the fourth quarter this year and the only four times the Tigers have trailed in a game came against Texas in week 2 (down 7-3 in 2Q), against Northwestern State (trailed 7-3 at end of 1Q), against Vanderbilt (7-0 in 1Q) against Florida (trailed 28-21 in 3Q) and Auburn (trailed 13-10 in 3Q).
- The following is a look at how LSU responded in each of the four games they have trailed in this year:

Game	Score	LSU Response
Texas	UT up 7-3 at 10:29 mark 2Q	LSU scored TD 2:59 later to take lead for good
NW State	NW State up 7-3 at 00:16 mark 1Q	LSU scored TD 2:38 later to take lead for good
Vanderbilt	Vandy up 7-0 at 11:04 mark in 1Q	LSU scored TD 1:13 later to tie and won 66-38
Florida	UF up 28-21 at 10:54 mark in 3Q	LSU scored 21 straight points to end the game
Auburn	AU up 13-10 at 11:42 mark in 3Q	LSU scored TD 7 minutes later to take lead for good

LSU Will Make Its 33rd Appearance on ESPN's College GameDay

- ESPN College GameDay will be in New Orleans for the CFP National Championship between No. 1 LSU and No. 3 Clemson.
- It will be the 32nd time LSU is involved in a game with ESPN College GameDay on location.
- The Tigers have now made at least one appearance on the popular show in 16 of the last 17 seasons.
- LSU is 20-12 in games in which ESPN College GameDay is on hand.
- Lee Corso has picked LSU and put on the Mike the Tiger head 22 times. The Tigers are 16-6 overall when picked by Corso to win the game, including 4-0 in 2019.
- Corso donned the Mike the Tiger head in Austin, in Baton Rouge for the Florida matchup, in Tuscaloosa for the game against Alabama and in Atlanta for the SEC Championship game against Georgia.
- LSU last appeared on ESPN College Gameday for the Tigers' top-four matchup against Georgia, a 37-10 win.
- The following is a look at visits by ESPN College GameDay that involved an LSU game:

Season	Matchup	Location	Result
1996	#11 LSU vs. #10 Alabama	Baton Rouge - PMAC ramps	L, 26-0
1997	#14 LSU vs. #1 Florida	Baton Rouge - PMAC ramps	W, 28-21
2003	#11 LSU vs. #7 Georgia	Baton Rouge - PMAC ramps	W, 17-10
2003	#5 Georgia vs. No. 3 LSU	Atlanta, Ga.	W, 34-13
2004	#2 LSU vs. #3 Oklahoma	New Orleans, La.	W, 21-14
2004	#4 LSU vs. Oregon State	Baton Rouge - Parade Grounds	W, 22-21 OT
2005	#5 LSU at #4 Alabama	Tuscaloosa, Ala.	W, 16-13 OT
2006	#9 LSU at #5 Florida	Gainesville, Fla.	L, 23-10
2007	#2 LSU vs. #9 Virginia Tech	Baton Rouge - Parade Grounds	W, 48-7
2007	#1 LSU vs. #9 Florida	Baton Rouge - Parade Grounds	W, 28-24
2007	#2 LSU vs. #1 Ohio State	New Orleans, La.	W, 38-24
2008	#6 LSU at #9 Auburn	Auburn, Ala.	W, 26-21
2008	#15 LSU vs. #1 Alabama	Baton Rouge - Old Front Nine	L, 27-21 OT
2009	#4 LSU vs. #1 Florida	Baton Rouge - Parade Grounds	L, 13-3
2010	#16 LSU vs. #18 North Carolina	Atlanta, Ga.	W, 30-24
2011	#4 LSU vs. #3 Oregon	Arlington, Texas	W, 40-27
2011	#2/3 LSU at #16 West Virginia	Morgantown, W.Va.	W, 47-21
2011	#1 LSU vs. #2 Alabama	Tuscaloosa, Ala.	W, 9-6 (OT)
2011	#1 LSU vs. #12 Georgia	Atlanta, Ga.	W, 42-10
2011	#1 LSU vs. #2 Alabama	New Orleans, La.	L, 21-0

TIGER TRENDS

	2019	Orgeron	Streak
August	1-0	1-0	W1
September	3-0	11-2	W8
October	4-0	12-1	W6
November	4-0	11-5	W4
December-January	2-0	4-1	W3
LSU's Conference Record...			
at home	4-0	12-3	W4
on the road	4-0	11-4	W4
LSU's Non-Conference Record...			
at home	3-0	9-1	W6
on the road	1-0	1-0	W6
neutral	1-0	5-1	W3
LSU vs. Ranked Opponents...			
at home	2-0	6-3	W2
on the road	2-0	6-3	W2
neutral	2-0	5-1	W4
LSU's Record in Games...			
decided by 7 pts or less	3-0	7-3	W3
decided by 3 pts or less	1-0	3-2	W2
Away/neutral during day	5-0	8-2	W5
Away/neutral at night	2-0	10-3	W3
Home during day	2-0	5-1	W5
Home at night	5-0	15-3	W6
LSU's Record When Scoring...			
less than 20 points	0-0	1-7	L1
20+ points	14-0	35-2	W14
30+ points	13-0	35-1	W14
LSU's Record When Allowing...			
14 or fewer points	6-0	17-1	W16
24 or fewer points	8-0	29-5	W17
25+ points	5-0	8-4	W6
LSU's Record When...			
Leading after the 1st qtr	11-0	31-2	W15
Trailing after the 1st qtr	3-0	6-3	W3
Tied after the 1st qtr	1-0	2-3	W1
Leading at halftime	12-0	32-1	W30
Trailing at halftime	0-0	2-7	L3
Tied at halftime	2-0	5-1	W3
Leading after the 3rd qtr	14-0	37-1	W23
Trailing after the 3rd qtr	0-0	2-6	L3
Tied after the 3rd qtr	0-0	0-1	L1
LSU's Record With...			
less than 300 yds total offense	0-0	3-3	L1
300+ yards total offense	14-0	36-6	W15
400+ yards total offense	14-0	30-3	W15
500+ yards total offense	12-0	20-0	W21
600+ yards total offense	5-0	6-0	W20
less than 100 yards rush	1-0	1-2	W1
100+ yards rushing	13-0	38-7	W14
150+ yards rushing	8-0	31-6	W9
200+ yards rushing	4-0	17-2	W4
250+ yards rushing	1-0	10-0	W14
less than 200 yards pass	0-0	8-5	W1
200+ yards passing	14-0	30-4	W15
300+ yards passing	13-0	17-0	W17
350+ yards passing	10-0	13-0	W13
400+ yards passing	6-0	7-0	W7
LSU's Record When Allowing...			
less than 200 total yards	3-0	5-0	W21
less than 300 total yards	6-0	19-2	W14
less than 400 total yards	10-0	31-5	W13
400+ yards total offense	4-0	6-3	W4
less than 100 yards rush	6-0	19-0	W27
100+ yards rush	7-0	17-9	W7
less than 200 yards pass	5-0	20-5	W8
less than 300 yards pass	11-0	32-7	W12
300+ yards pass	3-0	5-0	W8

AMWAY COACHES POLL

RK.	TEAM	REC.	POINTS	PREV
1	LSU (46)	13-0	1605	1
2	Ohio State (14)	13-0	1562	2
3	Clemson (5)	13-0	1513	3
4	Oklahoma	12-1	1430	6
5	Georgia	11-2	1294	4
6	Oregon	11-2	1189	13
7	Florida	10-2	1172	7
8	Baylor	11-2	1161	8
9	Alabama	10-2	1092	9
10	Utah	11-2	1005	5
11	Wisconsin	10-3	988	10
12	Penn State	10-2	967	11
13	Auburn	9-3	962	12
14	Notre Dame	10-2	771	14
15	Memphis	12-1	667	16
16	Minnesota	10-2	654	15
17	Michigan	9-3	592	18
18	Boise State	12-1	566	17
19	Iowa	9-3	485	19
20	Appalachian State	12-1	375	20
21	Navy	9-2	234	23
22	Cincinnati	10-3	233	21
23	USC	8-4	189	24
24	Air Force	10-2	151	25
25	Virginia	9-4	73	22

AP POLL

RK.	TEAM	REC.	POINTS	PREV
1	LSU	13-0	1,535	1
2	Ohio State	13-0	1,488	2
3	Clemson	13-0	1,441	3
4	Oklahoma	12-1	1,364	6
5	Georgia	11-2	1,241	4
6	Florida	10-2	1,167	7
7	Oregon	11-2	1,141	13
8	Baylor	11-2	1,039	8
T9	Alabama	10-2	1,011	9
T9	Auburn	9-3	1,011	11
11	Wisconsin	10-3	944	11
12	Utah	11-2	909	5
13	Penn State	10-2	888	12
14	Notre Dame	10-2	709	14
15	Memphis	12-1	675	16
16	Minnesota	10-2	645	15
17	Michigan	9-3	597	17
18	Boise State	12-1	500	19
19	Iowa	9-3	494	18
20	Appalachian State	12-1	355	20
21	Navy	9-2	246	23
22	USC	9-3	231	NR
23	Cincinnati	10-3	183	21
24	Air Force	10-2	97	25
25	Oklahoma State	8-4	70	NR

2012	#5 LSU vs. #1 Alabama	Baton Rouge – Parade Grounds	L, 21-17
2013	#6 LSU at #9 Georgia	Athens, Ga.	L, 44-41
2013	#10 LSU at #1 Alabama	Tuscaloosa, Ala.	L, 38-17
2014	#24/23 LSU vs. #3 Ole Miss	Baton Rouge - Parade Grounds	W, 10-7
2015	#2 LSU at #4 Alabama	Tuscaloosa, Ala.	L, 30-16
2016	#6 LSU vs. Wisconsin	Green Bay, Wisc	L, 16-14
2016	#19 LSU vs. #1 Alabama	Baton Rouge - LSU Quad	L, 10-0
2018	#4 LSU vs. #1 Alabama	Baton Rouge - LSU Quad	L, 29-0
2019	#6 LSU at #10 Texas	Austin, Texas	W, 45-38
2019	#5 LSU vs. No. 7 Florida	Baton Rouge, La. - LSU Quad	W, 42-28
2019	#1 LSU at No. 2 Alabama	Tuscaloosa, Ala.	W, 46-41
2019	#2 LSU vs. No. 4 Georgia	Atlanta, Ga.	W, 37-10
2019	#1 LSU vs. No. 3 Clemson	New Orleans, La.	--

LSU's Defense Hits Stride Over Last Four Games

- LSU's defense has played its best football of the season over the past four games as the Tigers have allowed a combined 65 points in wins over Arkansas, Texas A&M, Georgia and Oklahoma.
- Over that 4-game span, the Tigers have allowed only 10 first quarter points and 23 in the first half.
- Against Georgia in the SEC title game, LSU held the Bulldogs to a season-low 10 points and to 286 total yards, well below its season average of 420.6. The Tigers limited Georgia to a season-low 61 rushing yards, 139 below its season average of 200.0 entering the contest.
- Against, Texas A&M, LSU held the Aggies to season lows for both points (7) and total yards (169). The Aggies entered the game averaging 32.7 points and 419.7 total yards per game.
- Against, Oklahoma, LSU held the Sooners to season low for rushing yards (97), passing touchdowns (0), first downs (16) and total yards (322).
- Over its last four games, LSU has held opponents to a combined 1,081 total yards (270.3 per game) and have intercepted six passes (3 vs. Texas A&M, 2 vs. Georgia and 1 vs. Oklaoma).

Orgeron Owns 11 Top-10 Wins Since Taking Over in 2016

- Since taking over as the LSU head coach in 2016, Ed Orgeron owns 11 top-10 wins.
- Orgeron's top-10 wins are the most in the nation in that span.
- Orgeron's teams have won 10 of the last 11 meetings against top-10 teams.
- Seventeen of Orgeron's 39 wins as the head coach of the Tigers have come against Top-25 teams.
- In 2017, LSU defeated No. 10 Auburn at home. In 2018, the Tigers defeated No. 8 Miami, No. 7 Auburn, No. 2 Georgia and No. 7 UCF.
- LSU has defeated No. 9 Texas, No. 7 Florida, No. 9 Auburn, No. 2 Alabama, No. 4 Georgia and No. 4 Oklahoma in 2019

Double-Digit Wins Under Coach O

- Ed Orgeron has won 39 games as head coach of the Tigers with 30 of those coming by double-digits.
- All six of LSU's wins under Orgeron in 2016 came by double-figures and in 2017 the Tigers won six of their nine games by at least 10 points.
- A year ago, eight of LSU's 10 wins came by double-figures, including a 20-point win over No. 2 Georgia.
- LSU won the 2019 season opener against Georgia Southern by 52 points, defeated Northwestern State by 51 points in week three, beat Vanderbilt by 28, defeated Utah State by 35, earned a top-10 victory over Florida by 14 ,went on the road at Mississippi State, won by 23 and defeated Ole Miss in Oxford by 21, defeated Arkansas by 36, closed out the regular season with a win by 43 points over Texas A&M, shut down Georgia in the SEC Championship Game with a 27-point victory and routed Oklahoma in the Chick-fil-A Peach Bowl by 35.

LSU Sets School Record for Most 40-Point Games in School History

- LSU has now scored 40 or more points 11 times this year for a new school record.
- The 11 games with 40 or more points broke the record of nine set in 2011.
- LSU has scored 684 points in 14 games in 2019, which broke the record of 541 set in 2007.
- This is the third time in school history that LSU has scored more than 500 points in a season.
- LSU is tied with the 2018 Alabama team for the SEC record.
- LSU is averaging 48.9 points per game, which will break the record of 38 set in 2007.

Football Wins 12th SEC Championship in Rout of Georgia

- LSU claimed its 12th SEC Championship in a rout of Georgia, 37-10, in Atlanta.
- The victory marked the first time the Tigers have won the league title since 2011
- It's the fifth SEC Championship for the program since the league adopted a championship game in 1992.
- LSU's other SEC titles came in 1935, '36, '58, '61, '70, '86, '88, 2001, '03, '07, '11 and this season.

LSU Becomes Third SEC Program to Go 14-0

- The 2019 LSU team is only the fifth team in SEC history and third program to go 14-0.
- With a win over Clemson, the Tigers would become the first team in SEC history to go 15-0.
- Alabama went 14-0 in 2009, 2016 and 2018 and 13-0 in 1992; Auburn went 14-0 in 2010 and 13-0 in 2004; Tennessee went 13-0 in 1998; LSU went 13-0 in 2011.
- LSU was only the ninth team in league history to reach the 13-0 mark.
- Alabama has done it four times, Auburn and LSU have done it twice, and Tennessee has done it once.

14 Tigers to Play in CFP National Championship Game with Degrees

- Following winter graduation, a total of 14 LSU players will play the College Football National Championship Game as LSU graduates.
- Here's the list of college graduates on the LSU roster for the championship game:

Name	Major (School)	Graduation Date
Joe Burrow	Consumer/Family Financial Services (Ohio State)	Spring, 2018
	Master of Arts in the Liberal Arts (LSU)	Fall, 2019
Connor Culp	Business	Fall, 2019
Lloyd Cushenberry III	Sports Administration	Fall, 2019

Derrick Dillon	Interdisciplinary Studies	Fall, 2019
Michael Divinity Jr.	Interdisciplinary Studies	Fall, 2019
Breiden Fehoko	Communication Studies	Summer, 2019
Blake Ferguson	Marketing	Spring, 2018
	Master of Business Administration	Fall, 2019
Kristian Fulton	Sports Administration	Fall, 2019
Rashard Lawrence	Sports Administration	Fall, 2019
Adrian Magee	Interdisciplinary Studies	Fall, 2019
Stephen Sullivan	Interdisciplinary Studies	Summer, 2019
Ray Thornton	Interdisciplinary Studies	Fall, 2019
Badara Traore	Interdisciplinary Studies	Fall, 2019
Zach Von Rosenberg	Interdisciplinary Studies	Fall, 2019

CFP Semifinals Records Broken (vs. Oklahoma)

- Joe Burrow (29-39, 493 Yards, 7 TDs, 5 Rush, 26 yards, 1 TD)
  - Touchdowns Responsible For – 8 (7 Pass, 1 Rush)
  - Pass Touchdowns (7)
  - Pass Yards in a Half (403)
  - Pass Yards in a Game (493)
  - Total Yards in a Game (515)
  - Most Points Responsible For (48)
- Justin Jefferson:
  - Receiving Touchdowns in a Game (4)
  - Points Scored (24) - Matched Sony Michel (UGA): 3 rush TD, 1 rec. TD
  - Receiving Yards in a Game (227)
  - Receptions in a Game (14)
  - Receiving Yds in a Half (186)
- Individuals:
  - Cade York: Most PATs (9)
  - K'Lavon Chaisson: Most Sacks (2); Four Others
- Team:
  - Points in a Half: 49
  - Points in a Game: 63
  - Points in a Quarter: 28
  - Touchdowns: 9 (7 Pass TD, 2 Rush TD)
  - Total Yards: 692
  - Passing Yards: 532 (Burrow, 493 and Brennan, 39)
  - Completions: 29 (Tied with Jameis Winston/Jan. 1, 2015)
  - Yards Per Attempt: 12.7 avg.
  - Yards Per Play: 9.4 avg.
  - First Downs: 31
  - First Downs Passing: 20
  - Longest Scoring Drive: 9 plays, 75 yards, 5:40 TOP
  - Quickest Scoring Drive: 2 plays, 75 yards, 0:27 TOP.
  - LSU owns the seven fastest scoring drives in CFP semifinal history. Previous fastest was 3:06 by Bama.

Burrow Becomes LSU's Second Heisman Trophy Winner; Most Dominant in History of Award

- For the first time in 60 years, an LSU Football player staked his claim to the highest individual honor in collegiate sports, the Heisman Memorial Trophy.
- Senior quarterback Joe Burrow was announced as the 2019 winner, joining Billy Cannon as the second LSU player to win the award.
- The vote was a historic runaway. With 841 first-place votes (893 ballots tabulated from 927 voters), Burrow set Heisman Trophy records for receiving the highest percentage of first-place votes in history (90.7 percent), broke O.J. Simpson's largest margin of victory (1,846 points), earned the highest percentage of possible points (93.8 percent) and the highest percentage of ballots received (95.5 percent).

Burrow Becomes Most Decorated LSU Athlete Ever

- LSU quarterback Joe Burrow will go down as the most decorated LSU Football player in the school's 126-season history as the Ohio native earned recognition for every major award during the month of December.
- In addition to the Heisman Trophy, Burrow also earned player of the year recognition by the Maxwell Award, Walter Camp Football Foundation and Associated Press.
- Burrow has been honored with first team All-America honors by every publication and is the first LSU quarterback and 10th player to be named a unanimous All-American.
- Burrow was recognized as the top quarterback in the nation by the Davey O'Brien Foundation and Johnny Unitas Golden Arm Educational Foundation.
- In addition to his honors nationally, Burrow was named the SEC Offensive Player of the year by the AP and league coaches. His AP honor was unanimous.
- Burrow also earned unanimous first team All-SEC honors by the media and coaches.
- Burrow joins Bert Jones (1972) as the only two All-America quarterbacks in LSU history.

Chase Wins Biletnikoff Award - Nation's Top Receiver

- Sophomore Ja'Marr Chase became the second player in school history to win the Biletnikoff Award, which is given annually to the top receiver in college football.
- Chase has led LSU to an offensive overhaul and helped rewrite the school's record books with 75 catches for 1,559 yards and 18 touchdowns.
- Chase is tied for the SEC and LSU record for receiving touchdowns in a season.
- He was chosen to the first team All-SEC by the coaches and a unanimous choice by the AP.
- The New Orleans native has been honored with first team All-America honors by every publication. He is the 11th LSU player to be named a unanimous All-American and the second receiver in school history, joining Gus Tinsley in 1936.

SEC RECORD WATCH

SINGLE-SEASON PASSING TOUCHDOWN LIST:

1.	**55**	**Joe Burrow**	**LSU**	**2019**
2.	44	Drew Lock	Missouri	2017
3.	43	Tua Tagovailoa	Alabama	2018
4.	40	André Woodson	Kentucky	2007
5.	39	Danny Wuerffel	Florida	1996
6.	37	Tim Couch	Kentucky	1997
7.	37	Johnny Manziel	Texas A&M	2013
8.	36	Peyton Manning	Tennessee	1997
	36	Tim Couch	Kentucky	1998
	36	Aaron Murray	Georgia	2012

SINGLE-SEASON PASSING YARDS LIST:

1.	**5,208**	**Joe Burrow (371-478)**	**2019**
2.	4,275	Tim Couch, Kentucky (400-553)	1998
3.	4,114	Johnny Manziel, TAMU (300-429)	2013
4.	4,042	Chad Kelly, Ole Miss (298-458)	2015
5.	3,966	Tua Tagovailoa, Alabama (245-355)	2018
6.	3,964	Drew Lock, Missouri (242-419)	2017
7.	3,896	Rex Grossman, Florida (259-395)	2001
8.	3,893	Aaron Murray, Georgia (249-386)	2012
9.	3,884	Tim Couch, Kentucky (363-547)	1997
10.	3,869	Ryan Mallet, Arkansas (266-411)	2010

LSU RECORD WATCH

PASSING YARDS

CAREER

1.	9,115	Tommy Hodson (674-1,163)	1986-89
3.	**8,102**	**Joe Burrow (590-857)**	**2018-Present**
2.	6,921	Jeff Wickersham (587-1,005)	1982-85
4.	6,625	JaMarcus Russell (493-797)	2004-06

SEASON

1.	***5,208**	**Joe Burrow (371-478)**	**2019**
2.	3,347	Rohan Davey (217-367)	2001
3.	3,129	JaMarcus Russell (232-343)	2006
4.	3,082	Zach Mettenberger (192-296)	2013
5.	**2,894**	**Joe Burrow (219-379)**	**2018**

TOUCHDOWN CATCHES

SEASON

1.	***18**	**Ja'Marr Chase**	**2019**
2.	***18**	**Justin Jefferson**	**2019**
3.	7.	**Terrace Marshall Jr.**	**2019**
4.	12	Dwayne Bowe	2006
5.	11	Brandon LaFell	2009
	11	Devery Henderson	2003
	11	Wendell Davis	1986
	10	Jarvis Landry	2013
	10	Michael Clayton	2003
	10	Josh Reed	2000
	10	Carlos Carson	1977

RECEIVING YARDS

SEASON

1.	*1,740	Josh Reed (94 catches)	2001
2.	**1,559**	**Ja'Marr Chase (75 catches)**	**2019**
3.	**1,434**	**Justin Jefferson (102 catches)**	**2019**
4.	1,244	Wendell Davis (80 catches)	1986
5.	1,193	Jarvis Landry (77 catches)	2013
6.	1,152	Odell Beckham Jr. (59 catches)	2013
7.	1,127	Josh Reed (65 catches)	2000
8.	1,079	Michael Clayton (78 catches)	2003
9.	1,064	Eric Martin (52 catches)	1983
10.	993	Wendell Davis (72 catches)	1987

*-SEC Record

FUTURE FOOTBALL SCHEDULES

2020 LSU Football Schedule

Sept. 5	UT-SAN ANTONIO
Sept. 12	TEXAS
Sept. 19	vs. Rice (in Houston – NRG Stadium)
Sept. 26	OLE MISS
Oct. 3	NICHOLLS STATE
Oct. 10	at Florida
Oct. 17	at Arkansas
Oct. 24	MISSISSIPPI STATE
Oct. 31	Open Date
Nov. 7	ALABAMA
Nov. 14	SOUTH CAROLINA
Nov. 21	at Auburn
Nov. 28	at Texas A&M

2021 LSU Football Schedule

Sept. 4	at UCLA
Sept. 11	MCNEESE STATE
Sept. 25	CENTRAL MICHIGAN
Oct. 9	UL-MONROE

2022 LSU Football Schedule

Sept. 4	NEW MEXICO

2023 LSU Football Schedule

Oct. 21	ARMY

2024 LSU Football Schedule

Aug. 31	UCLA
Sept. 7	RICE
Sept. 28	SOUTH ALABAMA

2025 LSU Football Schedule

Aug. 30	at Clemson

2026 LSU Football Schedule

Sept. 5	CLEMSON

2027 LSU Football Schedule

Sept. 18	at Oklahoma

2028 LSU Football Schedule

Sept. 9	OKLAHOMA

2029 LSU Football Schedule

Sept. 8	ARIZONA STATE

2030 LSU Football Schedule

Sept. 7	at Arizona State

Home games in ALL CAPS

Delpit Takes Home Thorpe Award - Nation's Top Defensive Back

- Junior safety Grant Delpit was named the winner of the Thorpe Award, which is presented to the top defensive back in college football.
- Delpit joined Patrick Peterson and Morris Claiborne as the only other LSU players to win the award.
- The consensus All-American in 2019 was also selected to the first team All-SEC by the league coaches.
- Delpit is fourth on the team with 59 tackles to go along with 3.5 tackles for loss, one sack and two interceptions.

Five Players Match Record for First Team All-Americans

- LSU matched the school record for first team All-America honors in 2019.
- Quarterback Joe Burrow and wide receiver Ja'Marr Chase were both unanimous All-Americans.
- On the defense, safety Grant Delpit and cornerback Derek Stingley Jr. were both recognized as consensus All-Americans.
- Offensive lineman Damien Lewis also earned first-team honors by The Athletic.

Orgeron Honored with National Coach of the Year Honors

- LSU head coach Ed Orgeron earned the Eddie Robinson, Walter Camp, AP and Home Depot Coach of the Year honors after leading the Tigers to a 13-0 record, five wins over top-10 teams and a berth in the College Football Playoff.
- It's the first time Orgeron has been honored as a national coach of the year.
- Nick Saban earned the honors in 2003 and Les Miles was recognized in 2011.

Eleven Recognized with SEC Honors

- Eleven LSU players earns spots the AP and/or coaches All-SEC teams.
- QB Joe Burrow, WR Ja'Marr Chase and RB Clyde Edwards-Helaire were unanimous first team All-SEC selections by the AP. DB Derek Stingley Jr. was on the AP first Team All-SEC and S Grant Delpit, LB K'Lavon Chaisson, CB Kristian Fulton, WR Justin Jefferson PK Cade York and OL Damien Lewis were on the second team.
- The AP named Burrow the SEC offensive Player of the Year, Orgeron the SEC Coach of the Year and Stingley as the SEC Newcomer of the Year.
- The SEC coaches tabbed Burrow, Chaisson, Chase, C Lloyd Cushenberry III and Delpit on the first team. Edwards-Helaire, DL Rashard Lawrence, Lewis, OL Adrian Magee, S JaCoby Stevens and Stingley were on the second team.
- Orgeron was the Coach of the Year and Burrow the Offensive Player of the Year.

Brady Named Broyles Award Winner

- LSU passing game coordinator and wide receiver coach Joe Brady has been named the winner of the Broyles Award, which is presented to the top assistant coach in college football.
- Brady became LSU's second winner of the Broyles Award, joining John Chavis who won the award as the Tiger defensive coordinator in 2011.
- Brady is also the first Broyles Award winner with a title other than offensive or defensive coordinator.
- Brady, in his first year with the Tigers after spending two seasons on the New Orleans Saints staff, and offensive coordinator Steve Ensminger have transformed the LSU offense into the most explosive unit in college football.
- The Tigers are averaging a school-record 48.9 points per game. The Tigers led the nation in total offense (564.1 yards per game) and rank No. 1 in the SEC and No. 2 nationally in passing offense (397.2).

LSU's Undefeated Regular Season is Fourth in School History

- No. 1 LSU finished the regular season 12-0 for the fourth unbeaten regular season in school history.
- It marks the first undefeated regular season since 2011 and the fourth in school history.
- LSU went 10-0 in 1908, 10-0 in 1958 (finished 11-0; National Champions), and 12-0 in 2011 (13-1, National Championship Game Appearance).

Tigers Finish Regular Season 8-0 in SEC Play for Second Time in School History

- LSU finished the regular season 8-0 in SEC play for the second time in school history with the other time coming in 2011.
- The perfect record against SEC teams gave the Tigers an undefeated season in the league for the 13th time in the program's 126 seasons: 2011, 1970, 1961, 1958, 1936, 1935, 1932, 1908, 1905, 1898, 1896, 1895

LSU's No. 1 In AP Poll

- LSU is No.1 in the AP poll for a seventh-straight week. The Tigers were selected as the No.1 team by AP writers following its win over No. 9 Auburn.
- LSU will take on Clemson as the No. 1 team in the country, the 35th time the Tigers will play as the top team.
- Head coach Ed Orgeron is the third coach in school history to have a team ranked No. 1 in the country. Les Miles and Paul Dietzel also had teams ranked No. 1 in the 1958, 1959, 2007, 2011 and 2012 seasons respectively.
- LSU first appeared at No. 1 in the AP Poll on Oct. 28, 1958 following a 10-7 win over Florida. LSU remained No.1 in the AP Poll for the remainder of the year on its way to claiming the national title in 1958.
- LSU was last ranked No. 1 in the AP poll heading into the BCS Championship Game in 2012.
- LSU has now been ranked for 36 straight weeks in the AP poll.

LSU Is 30-4 In Games Played As No. 1 Ranked Team

- LSU is 30-4 all-time when ranked as the No. 1 team in the nation by the Coaches or AP polls.
- The Tigers are 6-0 in 2019 at No. 1 with wins over No. 2 Alabama, Ole Miss, Arkansas, Texas A&M, No. 4 Georgia and No. 4 Oklahoma
- LSU played a school-record 10 straight games as the nation's No. 1-ranked team in 2011, posting a 9-1 record during that span.
- LSU was 5-0 as the No. 1-ranked team in 1958, followed by a 7-1 record at the top spot in 1959.
- LSU was 2-2 as the No.1-ranked team in 2007 and finished 2011 with a record of 9-1.

Eight-Win Season Streak Extended to 20 - The Longest Streak Among Power 5 Schools

- With the win over No. 9 Auburn, LSU reached the 8-win mark for the 20th consecutive season, the most among Power 5 schools along with Oklahoma.
- Boise State owns 21st straight seasons of eight wins, which leads the FBS.

- LSU's current streak of seasons with at least 8 wins dates back to 2000 when the Tigers finished 8-4.
- LSU's streak of seasons with at least 8 wins also ranks as the longest of its kind in the history of the SEC, bettering Tennessee 16 (1989-2004); Florida 14 (1990-2003); Georgia 13 (1997-2009); and Alabama 13 (1971-83).

Burrow, Edwards-Helaire, Chase and Jefferson Make SEC History

- LSU is the first team in SEC history with a 4,000 or 5,000 yard passer (Joe Burrow), a 1,000-yard rusher (Clyde Edwards-Helaire, and two 1,000-yard receivers (Ja'Marr Chase and Justin Jefferson) in the same season.
- Prior to this season, the 2013 LSU Tigers are the only other SEC team with a 3,000-yard passer (Zach Mettenberger, a 1,000-yard rusher (Jeremy Hill 1,401), and two 1,000-yard receivers (Jarvis Landry, 1,193 and Odell Beckham Jr., 1,152)
- The Tigers made SEC history against Arkansas when Burrow eclipsed the 4,000 yard mark in the air and Edwards-Helaire pushed past the 1,000 yard mark on the ground. Jefferson and Chase hit the 1,000-yard mark receiving against Ole Miss.
- Burrow then hit the 5,000 yard mark in the Chick-fil-A Peach Bowl against Oklahoma. He became the first quarterback in SEC history to throw for more than 5,000 yards in a season.

Burrow Breaks 5,000 Passing Yards and 50 Passing Touchdown Marks

- LSU quarterback Joe Burrow has thrown for 5,208 yards and 55 touchdowns in 2019.
- He's the only player in SEC history to throw for both 5,000 yards and 50 touchdowns and 4,000 yards and 40 TDs in a season.
- Against Texas A&M, Burrow broke the SEC single-season passing record owned by Kentucky's Tim Couch (1998, 4,275).
- In the SEC Championship game against Georgia, Burrow broke the tie with Drew Lock of Missouri for the single season touchdown passes record and now stands at 55.
- Burrow is just the fourth player in SEC history to pass for more than 4,000 yards in a season.
- He is the fourth player in SEC history to throw 40 or more touchdown passes in a season.

TOUCHDOWN PASSES
SINGLE SEASON - SEC

1.	**55**	**Joe Burrow, LSU**	**2019**
2.	44	Drew Lock, Missouri	2017
3.	43	Tua Tagovailoa, Alabama	2018
4.	40	Andre Woodson, Kentucky	2007

PASSING YARDS
SINGLE SEASON - SEC

1.	**5,208**	**Joe Burrow (371-478)**	**2019**
2.	4,275	Tim Couch, Kentucky (400-553)	1998
3.	4,114	Johnny Manziel, TAMU (300-429)	2013
4.	4,042	Chad Kelly, Ole Miss (298-458)	2015

School Record for Total Offense Continues to Rise

- The LSU offense has rewritten nearly every school record in 2019.
- The Tigers have combined for 2,337 yards on the ground and 5,561 through the air in 13 games in 2019.
- LSU has 7,898 yards of total offense and against Arkansas beat the previous record of 6,125 set by the 2007 team.
- The season passing number is a new LSU record, beating out the previous record of 3,578 set in 2001.
- In addition to the yards record set against Arkansas, this 2019 team also set the season record for total touchdowns against the Razorbacks with 68 (66, 2007).
- The LSU offense registered 714 yards at Ole Miss for the most in an SEC game in school history and second against any opponent, just shy of the record of 746 against Rice in 1977.

Chase, Jefferson Own LSU and SEC Single-Season Receiving Touchdown Record

- LSU wide receivers Ja'Marr Chase and Justin Jefferson have 18 touchdown receptions in 2019 for the most in a single season in school history and tied for the most in SEC history.
- Chase broke Dwayne Bowe's record of 12 set in 2006 on a 61-yard pass from Joe Burrow in the fourth quarter of the Ole Miss game.
- Chase tied Florida's Reidel Anthony (1996) for the SEC record for touchdown receptions in a season in the SEC Championship game.
- A four-touchdown performance in the Chilck-fil-A Peach Bowl against Oklahoma helped Jefferson tie the record with Chase and Reidel.
- Sophomore Terrace Marshall Jr. is also third on the team with 12 touchdowns.
- Jefferson and Chase's combined 36 touchdowns in 2019 are the most by a duo in school history. The pair passed Devery Henderson and Michael Clayton's record of 21 set in 2003.
- Jefferson and Chase join Chris Doering (17) and Ike Hilliard (15) of Florida (1995) as the only duo in SEC history with 12 or more touchdown receptions in the same season.
- Jefferson, Chase and Marshall are the only trio in SEC history with 12 or more touchdowns in a season.

Jefferson, Chase are Fourth Duo in SEC History with 1,000 Yard Seasons

- In the 10th game of the season against Ole Miss, LSU wide receivers Justin Jefferson and Ja'Marr Chase became the second duo in school history with more than 1,000 receiving yards in a season .
- Chase leads the Tigers in yards with 1,559 on 75 catches and Jefferson is second with 1,434 yards on 102 receptions. Chase and Jefferson are second and third in the nation in receiving yards.
- Chase became the seventh player with 1,000 receiving yards in a season and Jefferson became the eighth when they did so at Ole Miss. The Louisiana natives now own the eighth and ninth 1,000 yard receiving season in school history. Josh Reed hit the 1,000 yard mark in both 2000 and 2001.

1,000-YARD RECEIVERS • SEASON

PLAYER	Year	Yards	Catches	AVG	Games to 1,000
Josh Reed	2001	1,740	94	18.5	8
Ja'Marr Chase	**2019**	**1,498**	**73**	**20.5**	**10**
Wendell Davis	1986	1,244	80	15.6	9
Justin Jefferson	**2019**	**1,207**	**88**	**13.7**	**10**
Jarvis Landry	2013	1,193	77	15.5	11
Odell Beckham, Jr.	2013	1,152	59	19.5	9
Josh Reed	2000	1,127	65	17.3	10
Michael Clayton	2003	1,079	78	13.8	13
Eric Martin	1983	1,064	52	20.5	10

- The duo joined Odell Beckham Jr. and Jarvis Landry with 1,152 and 1,193 yards respectively in 2013 as the only teammates to hit the 1,000 yard mark.
- Florida is the only other school in the SEC with a pair that hit 1,000 or more in the same season. Ike Hilliard (1,008) and Chris Doering (1,045) were the first set of teammates to do it in 1995. Jabar Gaffney (1,191) and Reche Caldwell (1,059) did it again in 2001 for the Gators.

#NFLSU

Jamal Adams	S	NYJ
Kwon Alexander**	LB	SF
John Battle****	S	TAM
Odell Beckham Jr.	WR	CLE
Kendell Beckwith***	LB	TAM
Alfred Blue**	RB	JAX
Tashawn Bower****	DE	NE
Michael Brockers	DT	LAR
Nick Brossette****	RB	DET
DJ Chark	WR	JAX
Morris Claiborne	CB	KC
Will Clapp	C	NO
Jalen Collins****	CB	IND
La'el Collins	OT	DAL
Danny Etling****	QB	ATL
Reid Ferguson	LS	BUF
Leonard Fournette	RB	JAX
Russell Gage	WR	ATL
Davon Godchaux	DT	MIA
Dillon Gordon**	OT	CAR
Cyril Grayson	WR	TAM
Derrius Guice**	RB	WAS
Jerald Hawkins	OT	PIT
Danielle Hunter	DE	MIN
Donte Jackson	CB	CAR
Deion Jones	LB	ATL
Arden Key**	DE	OAK
Jarvis Landry	WR	CLE
Tyrann Mathieu	DB	KC
Jalen Mills	FS	PHI
Barkevious Mingo	LB	SEA
Kevin Minter	LB	TAM
Foster Moreau**	TE	OAK
Patrick Peterson	CB/RS	ARI
Ethan Pocic	C	SEA
Eric Reid	S	CAR
Duke Riley	LB	PHI
Russell Shepard**	WR	NYG
Corey Thompson	LB	BUF
Kevin Toliver II	DB	CHI
Trai Turner	OG	CAR
Spencer Ware	RB	KC
Devin White	LB	TAM
Tre'Davious White	CB	BUF
Andrew Whitworth	OT	LAR
Darrel Williams**	RB	KC
Greedy Williams	CB	CLE
Al Woods	DT	SEA

***-Physically Unable to Perform**
****-Injured Reserve**
*****-Non-football Injury**
******-Practice Squad**

ORGERON'S CAREER DRAFT PICKS

MIAMI					
Bill Hawkins	DE	1989	1	21	Rams
Eric Smith	DE	1989	12	19	Giants
Cortez Kennedy	DT	1990	1	3	Seahawks
Jimmie Jones	DT	1990	3	11	Cowboys
Willis Peguese	DE	1990	3	19	Oilers
Greg Mark	DE	1990	3	26	Giants
Russell Maryland	DT	1991	1	1	Cowboys
Shane Curry	DE	1991	2	13	Colts
Anthony Hamlet	DE	1992	10	11	Seahawks
Darren Krein	DE	1994	5	19	Chargers
Syracuse					
Antonio Anderson	DT	1997	4	5	Dallas
Eric Downing	DT	2001	3	13	Kansas City
USC					
Ennis Davis	DT	2001	7	21	Saints
Kenechi Udeze	DE	2004	1	20	Vikings
Mike Patterson	DT	2005	1	31	Eagles
Shaun Cody	DT	2005	2	5	Lions
Frostee Rucker	DE	2006	3	27	Bengals
LaJuan Ramsey	DT	2006	6	35	Eagles
OLE MISS					
Tre' Stallings	OG	2006	6	186	Chiefs
Patrick Willis	LB	2007	1	11	49ers
Trumaine McBride	CB	2007	7	221	Bears
Michael Oher	OT	2009	1	23	Ravens
Peria Jerry	DT	2009	1	24	Falcons
Mike Wallace	WR	2009	3	84	Steelers
Jamarca Sanford	DB	2009	7	221	Vikings
Dexter McCluster	RB	2010	2	36	Chiefs
John Jerry	OT	2010	3	73	Dolphins
Kendrick Lewis	S	2010	5	136	Chiefs
Greg Hardy	DE	2010	6	175	Panthers
Jerrell Powe	DT	2011	6	199	Chiefs
TENNESSEE					
Dan Williams	DT	2010	1	26	Cardinals
Jurrell Casey	DT	2011	3	77	Titans
USC					
Nick Perry	DE	2012	1	28	Packers
T.J. McDonald	S	2013	3	71	Rams
Marqis Lee	WR	2014	2	39	Jaguars
Marcus Martin	C	2014	3	39	49ers
Devon Kennard	LB	2014	5	174	Giants
Leonard Williams	DE	2015	1	6	Jets
Nelson Agholor	WR	2015	1	20	Eagles
Josh Shaw	CB	2015	4	120	Bengals
Javorius Allen	RB	2015	4	125	Ravens
Hayes Pullard	TE	2015	6	198	Browns
Randall Telfer	LB	2015	7	219	Browns
Su'a Cravens	LB	2016	2	53	Redskin
Max Tuerk	C	2016	3	66	Chargers
Cody Kessler	QB	2016	3	93	Browns
Kevon Seymour	CB	2016	6	218	Bills
Zach Banner	OG	2017	4	137	Colts
Leon McQuay	S	2017	6	218	Chiefs
LSU					
Leonard Fournette	RB	2017	1	4	Jaguars
Jamal Adams	DB	2017	1	6	Jets
Tre'Davious White	DB	2017	1	27	Bills
Ethan Pocic	C	2017	2	58	Seahawks
Duke Riley	LB	2017	3	75	Falcons
Kendell Beckwith	LB	2017	3	107	Buccaneers
Davon Godchaux	DT	2017	5	178	Dolphins
Malachi Dupre	WR	2017	7	247	Packers
Donte Jackson	DB	2018	2	55	Panthers
Derrius Guice	RB	2018	2	59	Redskins
DJ Chark	WR	2018	2	61	Jaguars
Arden Key	DE	2018	3	87	Raiders
Russell Gage	WR	2018	6	194	Falcons
Danny Etling	QB	2018	7	219	Patriots
Will Clapp	C	2018	7	245	Saints
Devin White	LB	2019	1	5	Buccaneers
Greedy Williams	DB	2019	2	46	Browns
Foster Moreau	TE	2019	4	137	Raiders

- Jefferson and Chase are one of six sets of teammates with more than 1,000 yards receiving in the nation in 2019. Hawaii has three players with more than 1,000 receiving yards.
- Ja'Marr Chase is the first LSU receiver with 4-straight 100-yard games in a single season since Josh Reed in 2001. Reed holds the record for consecutive 100-yard receiving games with six in 2001. Chase went for five straight: 123 vs. Auburn, 140 at Alabama, 227 at Ole Miss, 144 vs. Arkansas and 197 vs. Texas A&M.
- Chase is the second receiver in LSU history to hit 200 or more receiving yards in a game twice in the same season. Josh Reed hit the 200-yard mark twice in 2001 with 293 at Alabama 239 vs. Illinois in the Sugar Bowl.
- Chase had 229 receiving yards at Vanderbilt and 227 at Ole Miss. He was the first LSU player with 200 or more receiving yards in a game since Odell Beckham Jr. went for 204 against Furman in 2013.

Same Game 100-Yard Receiving Performances

Names (Rec./yds.)	Opponent, Season	Combined rec./Yds.
Ja'Marr Chase (8/227) and Justin Jefferson (9/112)	**at Ole Miss, 2019**	**17/339**
Ja'Marr Chase (7/127) and Justin Jefferson (10/123)	**vs. Florida, 2019**	**17/250**
Justin Jefferson (9/163), Ja'Marr Chase (8/147), Terrace Marshall Jr. (6/123)	**at Texas, 2019**	**23/433**
Travin Dural (6/124) and Malachi Dupre (4/120)	Mississippi State, 2014	10/244
Jarvis Landry (10/156) and Odell Beckham, Jr. (6/118)	Georgia, 2013	16/274
Odell Beckham, Jr. (5/118) and Jarvis Landry (8/109)	TCU, 2013	13/227
Josh Reed (14/239) and Michael Clayton (8/120)	Illinois, 2001*	22/359
Josh Reed (19/293) and Michael Clayton (7/126)	Alabama, 2001	26/419
Josh Reed (8/160) and Michael Clayton (9/105)	Kentucky, 2001	17/265
Josh Reed (10/113) and Reggie Robinson (10/102)	Mississippi State, 2000	20/215
Josh Reed (5/137) and Jarel Myers (6/117)	Western Carolina, 2000	11/254
Jerel Myers (8/114) and Josh Reed (5/100)	Houston, 1999	13/214
Sheddrick Wilson (9/201) and Eddie Kennison (4/113)	Rice, 1995	13/314
Tony Moss (6/117) and Alvin Lee (6/108)	Ohio State, 1998	12/225
Todd Kinchen (5/108) and Eddie Fuller (5/102)	Ole Miss, 1989	10/210
Orlando McDaniel (5/155) and Malcolm Scott (8/112)	Florida State, 1981	13/267

* - denotes bowl game

Edwards-Helaire Hits 1,000 Yards Rushing in 2019

- LSU running back Clyde Edwards-Helaire is in the top-25 in the nation in rushing yards this season with 1,305
- Edwards-Helaire became the 13th player in school history to rush for 1,000 or more yards in a season.
- It's the 20th 1,000 yard season by LSU running backs in school history.
- Leonard Fournette set the LSU record for rushing yards in a season with 1,953 yards in 2015. It took Fournette just five games to reach the 1,000-yard mark.

1,000-Yard RUSHERS • Season

PLAYER	Year	Yards	Carries	AVG	Games to 1,000
Leonard Fournette	2015	1,953	300	6.5	5
Charles Alexander	1977	1,686	311	5.4	7
Jeremy Hill *	2013	1,401	203	6.9	10
Derrius Guice	2016	1,387	183	7.6	11
Clyde Edwards-Helaire	**2019**	**1,305**	**199**	**6.6**	**10**
Kevin Faulk	1996	1,282	248	5.2	9
Kevin Faulk	1998	1,279	229	5.6	9
Dalton Hilliard	1984	1,268	254	5.0	9
Derrius Guice *	2017	1,251	237	5.3	10
Charles Scott	2008	1,174	217	5.4	10
Charles Alexander	1978	1,172	281	4.2	10
Stevan Ridley	2010	1,147	249	4.6	12
Kevin Faulk *	1997	1,144	205	5.6	8
Dalton Hilliard	1985	1,134	258	4.4	11
Terry Robiskie	1976	1,117	224	5.0	10
Jacob Hester	2007	1,103	225	4.9	13
Nick Brossette	2018	1,039	240	4.3	13
Leonard Fournette	2014	1,034	187	5.5	13
Justin Vincent	2003	1,001	154	6.5	14
Harvey Williams	1987	1,001	154	6.5	11

1,000-Yard Rushing Streak Reaches Seven Years

- LSU is on a streak of seven consecutive years with a 1,000-yard rusher.
- Junior Clyde Edwards-Helaire owns 1,290 yards for the Tigers in 2019.
- Last year, Nick Brossette, in his first season as a starter, rushed for 1,039 yards and 14 TDs in helping the Tigers to a 10-3 mark.
- Here's a look at LSU's 1,000-yard rushers during the seven-year streak:

2013	Jeremy Hill	1,401 yards
2014	Leonard Fournette	1,034 yards
2015	Leonard Fournette	1,953 yards (school record)
2016	Derrius Guice	1,387 yards
2017	Derrius Guice	1,153 yards
2018	Nick Brossette	1,039 yards
2019	Clyde Edwards-Helaire	1,305 yards

More on the LSU Offense

- LSU has scored 67 of its 87 offensive TDs on drives of less than 3 minutes.
- On 186 offensive possessions this year, LSU has gone 3-and-out only 20 times.
- QB Joe Burrow has thrown consecutive incomplete passes on the same drive only 19times this year. He has thrown three-straight incompletion on the same drive only three times this season (at Texas, vs. Georgia, SEC Championship, vs. Oklahoma, Chick-fil-A Peach Bowl).
- He's only thrown consecutive incomplete passes in the fourth quarter twice this year.

- LSU's WR trio of Ja'Marr Chase (18 TDs)Justin Jefferson (18 TDs), and Terrace Marshall Jr. (12 TDs) have combined for 48 touchdowns.
- Burrow is averaging a TD pass for every 8 passes thrown.
- Eleven players have scored an offensive TD for LSU this year.
- RB Clyde Edwards-Helaire has eight, 100-yard rushing games in his career and LSU is 8-0 in those games.

LSU's Wide Receiver Trio Make the Most of Their Catches

- LSU's wide receiver trio of Justin Jefferson, Ja'Marr Chase and Terrace Marshall Jr. have made the most of their catches this year.
- The trio has combined for 48 TD receptions with Chase and Jefferson leading the way with 18 followed by Marshall with 12.
- Of Jefferson's 102 receptions, 67 have either resulted in a touchdown or a first down.
    - 17 of Jefferson's 102 receptions have been 20 yards or longer
- Of Chase's 75 receptions, 59 have resulted in either a touchdown or a first down.
    - 31 of Chase's 75 receptions have been 20 yards or longer
- Of Marshall's 43 receptions, 36 have resulted in a first down or touchdown.
    - Ten of Marshall's 43 receptions have gone for 20 yards or more

Moss Making Impact at Tight End

- Junior Thaddeus Moss is making his impact felt in the LSU offense as the tight end has caught 42 passes for 534 yards and two touchdowns this year.
- Moss' 42 receptions and 534 yards are the most by a tight end in a season in school history.
- Moss has caught at least one pass in 11 of the 13 games he played in this year.

LSU Redzone Offense is Second in the Nation

- LSU is first in the nation in redzone offense at 97 percent success. The Tigers have converted 68 of 70 trips inside the opponent 20-yard line.
- Of the 70 trips inside the redzone, LSU has scored 55 touchdowns and kicked 13 field goals. LSU's touchdown breakdown in the redzone this year have been 31 passing and 24 rushing.
- LSU did not convert in the redzone for the first time against Auburn. The second time in 2019 came when the Tigers did "victory" formation in the redzone at the end of the 58-37 win over Ole Miss.

Tigers Are Bowl Eligible For 20th Straight Season

- With the win over Florida in week seven, LSU became bowl-eligible for a school-record 20th consecutive season.
- The Tigers have reached a bowl game each year dating back to the 2000 season when LSU beat Georgia Tech, 28-14, in the Peach Bowl.
- LSU's current stretch of 20 straight bowl appearances rank as the nation's fourth-longest streak trailing only Virginia Tech (26), Georgia (23) and Oklahoma (21).

Burrow's Streak of 20+ Completions Up to Seventeen Games

- LSU quarterback Joe Burrow has completed 20 or more passes in his last 17 games dating back to the 2018 season.
- Burrow became the first quarterback in school history to complete 20 or more passes in four-straight games in the season opener against Georgia Southern.
- Tommy Hodson finished with 20 or more completions in three straight games during the 1987 season.
- LSU as a team has only totaled 20 or more completions in three-straight games four times including Burrow's current streak (1985, 1986, 1987, 2019).
- Burrow's current streak is 20 vs. Rice, 25 vs. Texas A&M, 21 vs. UCF, 23 vs. Georgia Southern, 31 at Texas, 21 vs. Northwestern State, 25 at Vanderbilt, 27 vs. Utah State, 21 vs. Florida and 25 at Mississippi State, 32 vs. Auburn, 31 at Alabama, 32 at Ole Miss, 23 vs. Arkansas, 23 vs. Texas A&M, 28 vs. Georgia and 29 vs. Oklahoma.

LSU's 22-1 Under Orgeron When Having A 100-Yard Rusher

- In 48 games under Ed Orgeron, LSU has posted a 22-1 mark when having a 100-yard rusher.
- The Tigers are 6-0 in 2019 when a player reaches the 100-yard mark. Clyde Edwards-Helaire rushed for 106 yards in LSU's win over Vanderbilt on Sept. 21, rushed for 134 in the win over No. 7 Florida on Oct. 12, rushed for 136 against No. 9 Auburn on Oct. 26, 103 yards against No. 2 Alabama on Nov. 9, rushed for 172 at Ole Miss, and a career high 188 vs. Arkansas.
- The only game that LSU lost when having a 100-yard rusher came in the 7OT loss to Texas A&M last year when QB Joe Burrow accounted for 100 rushing yards.
- LSU was 5-1 in 2018 when having a 100-yard rusher, 5-0 in 2017 and 6-0 under Orgeron in 2016 when a player reaches the milestone.

LSU Is 37-2 Under Orgeron When Reaching the 20-Point Mark

- LSU has a 37-2 mark in 48 games under Ed Orgeron when scoring at least 20 points in a game.
- The Tigers are 14-0 in 2019 when scoring at least 20 points. In games decided in regulation, LSU is 36-1 when scoring at least 20 points.
- LSU's only two losses during the Orgeron era when scoring 20 points came in 2017 against Troy (lost, 24-21) and in 2018 in a 7OT loss to Texas A&M by a 74-72 count.
- LSU was 6-0 in 2016 under Orgeron when scoring at least 20 points, followed by an 8-1 mark in 2017 and a 9-1 record in 2018.

Burrow-to-Jefferson TD Tandems Rank No. 2 in LSU History

- LSU quarterback Joe Burrow has connected with WR Justin jefferson for 24 touchdowns in his career, which is the second-best touchdown combination in school history. The duo has connected 18 times in 2019 and finished with six in 2018.
- Burrow and Chase have connected for 21 touchdowns with 18 in 2019 and three in 2018.
- The school record for QB-to-WR TD combinations is held by JaMarcus Russell-Dwayne Bowe, who did it 23 times.

Burrow Over 8,000 Career, 5,000 Season Passing Yards

- LSU quarterback Joe Burrow has thrown for 5,208 yards in 2019 and 8,102 yards in his LSU career.
- Burrow became the fourth quarterback in school history with more than 3,000 yards in a season after throwing for 393 yards at Alabama. He is the only quarterback in school history with more than 4,000 yards in a season.
- Burrow is the fifth quarterback in school history to throw for more than 6,000 yards in a career and the second to throw for more than 8,000.

Career Passing Yards Gained

1.	9,115	Tommy Hodson (674-1,163)	1986-89
2.	**8,102**	**Joe Burrow (590-857)**	**2018-Present**
3.	6,921	Jeff Wickersham (587-1,005)	1982-85
4.	6,625	JaMarcus Russell (493-797)	2004-06
5.	6,158	Jamie Howard (459-934)	1992-95

Edwards-Helaire Becomes 50th Tiger with 1,000 Career Rushing Yards

- Junior RB Clyde Edwards-Helaire rushed for 72 yards against Utah State, becoming the 50th player in school history to reach the 1,000-yard mark for his career.
- Edwards-Helaire currently has rushed for 1,993 yards in 40 games with the Tigers. He rushed for 31 yards as a true freshman in 2017, followed by 658 in 2018. He has rushed for 1,302 yards on 199 attempts in 14 games in 2019.
- Kevin Faulk, who is the director of player development for LSU football, holds the school record for rushing yards with 4,557.

Von Rosenberg Making Most of His Punts

- LSU punter Zach Von Rosenberg has only been called on to punt just 40 times this year, but the junior is making the most of his opportunities.
- On 40 punts, Von Rosenberg is averaging 42.5 yards a punt.
- Of his 40 punts, 18 have been downed inside the 20-yard line with 11 of those coming inside the 10-yard line.
- The LSU punt team did not make an appearance for the Tigers at Ole Miss. It marked the fifth time since 1960 that LSU has not punted in a game and the first time away from Tiger Stadium.

Wide Receivers Own Two, Same Game 100-Yard Receiving Performances

- LSU wide receivers Justin Jefferson, Ja'Marr Chase and Terrace Marshall Jr. have combined for three same game 100-yard receiving games, which is the second most in a season in school history.
- Jefferson, Chase and Marshall Jr. became the first trio with 100-plus receiving yards in a season at Texas.
- Jefferson and Chase then totaled 123 and 127 yards respectively against Florida and then 112 and 227 at Ole Miss.
- LSU also had two same game 100-yard receiving performances in 2000 and 2013.
- The record for same game 100-yard receiving games was in 2001 when Josh Reed and Michael Clayton did it against Kentucky, Alabama and Illinois.

Offense Tops Multiple SEC Offensive Categories, Among Best in the Nation

- The LSU offense leads the nation in total offense and red zone offense. The Tigers are second in the nation in passing offense and first down offense.
- Joe Burrow is No. 1 in the nation in completion percentage (77.6 percent) and passing touchdowns (55) and second in and passing yards (5,208).
- LSU wide receivers Justin Jefferson and Ja'Marr Chase are amongst the best receivers in the nation. They are first in the nation in receiving touchdowns. Chase is second and Jefferson is third in the nation in receiving yards.

Tigers Honored in 2019

- In 2019 season, QB Joe Burrow, WR Ja'Marr Chase, RB Clyde Edwards-Helaire, S JaCoby Stevens, DB Derek Stingley Jr. PK Cade York, and head coach Ed Orgeron have been recognized by the Southeastern Conference office and nationally.
- Burrow was named the SEC Offensive Player of the Week following the season opener against Georgia Southern when he went 23-for-27 with 278 yards and five touchdowns.
- Burrow added another SEC Offensive Player of the Week honor and was recognized nationally as the Davey O'Brien National Quarterback of the Week and Maxwell Offensive Player of the Week after leading the Tigers to a top-10 win at Texas. Burrow was 31-for-39 with four touchdowns and 471 yards, the second most in school history.
- Orgeron was named the Dodd Trophy National Coach of the Week after leading LSU to its first top-10 non-conference road win in school history.
- Burrow was named the SEC Offensive Player of the Week for a third time after setting the school record for touchdowns with six and throwing for 398 yards at Vanderbilt.
- Burrow added another SEC Offensive Player of the Week honor after going 21-for-24 with three touchdowns and 293 yards against Florida.
- Derek Stingley Jr. was named the SEC Freshman of the Year for the first time after totaling a PBU and interception against Florida.
- Stevens added SEC Defensive Player of the Week honors after games against Mississippi State and Auburn. The junior made eight tackles and a leaping one-handed interception against the Bulldogs. The following week against the Tigers, Stevens led the team with 10 tackles and helped limit Auburn to just 287 yards.
- Burrow along with running back Clyde Edwards-Helaire were named SEC Offensive Players of the Week after their performance at third-ranked Alabama. It's just the third time players from the same team have shared SEC Offensive Player of the Week honors since the league established the weekly player of the week honors in 1985.
- Chase was awarded the SEC Offensive Player of the Week honor following his 8 reception, 227-yard, three touchdown performance at Ole MIss.
- Stevens once again earned SEC Defensive Player of the Week honors and Mo Hampton was named the SEC Freshman of the Week following the Tigers' win against Arkansas.

LSU Under Louisiana's Own Ed Orgeron

- In his third full season as head coach of the Tigers, Orgeron continues to gain momentum on the field and on the recruiting trail.
- Orgeron has guided the Tigers to a 39-9 overall mark in his 48 games as the LSU head coach. Of his 39 victories, 17 have come against teams ranked in the Top 25, including 11 over Top-10 opponents. Furthermore, of Coach O's 39 wins, 23 have come against SEC foes and 30 have come by double-digits.
- Under Orgeron, the Tigers have played 43-of-48 games ranked in the Top 25.

Consecutive Starts of 10 or More

- Fourteen LSU players are riding a consecutive start streak of at least 10 games.
- C Lloyd Cushenberry III, OG Damien Lewis and QB Joe Burrow have each started 27 straight games, WR Justin Jefferson and S JaCoby Stevens have started 19 straight. CB Kristian Fulton, OG Adrian Magee, LB Jacob Phillips and CB Derek Stingley are all on streaks of 14-straight games starting. LB Patrick Queen is also on a streak of 12-straight games with a start. WR Ja'Marr Chase, TE Thad Moss and NT Tyler Shelvin have started 11-straight games. LB K'Lavon Chaisson is also on a streak of 10 games.

Football Program Earns Victory Number 800

- With its win over Northwestern State on September 14, 2019, the LSU football program became the 12th FBS school to reach the 800-win milestone.
- With an overall record of 811-415-47, the LSU Football program ranks 12th amongst FBS programs for all-time wins.

Top-10 Win at Texas Makes History

- For the first time in school history, LSU defeated a Top 10 non-conference opponent in a true road game.
- The 45-38 victory marked the 14th true road win over an AP Top 10 team in school history and the second for Coach Orgeron (2018 at No. 7 Auburn)
- Coach Orgeron is now 13-6 against Top 25 teams and 8-3 against Top 10 teams.
- Orgeron's teams are 5-2 against AP-ranked opponents on the road.

Stingley Becomes 10th Defensive True Freshman to Start a Season Opener

- Cornerback Derek Stingley Jr. became the 10th true freshman on the defensive side of the ball to start a season opener in the last 33 seasons and the 17th overall.
- In 2017, 20 true freshmen saw action for the Tigers, a number that led the nation. In addition, eight true freshmen started at least one game for the Tigers that year.
- The following have started a season opener since 2000: Marshall Jr. (WR, 2018), Charles (RG, 2017), Chaisson (LB, 2017), Delpit (S, 2017), Taylor (LB, 2017), Kevin Toliver (CB, 2015), Trey Quinn (WR, 2014), Jalen Mills (CB, 2012), Jessie Daniels (Nickel, 2003), Jerel Myers (WR, 1999), Johnny Mitchell (DT, 1996), Theo Williams (DT, 1996), Booger McFarland (DT, 1995), Robert Davis (RB, 1992), and Sheddrick Wilson (WR, 1992).

Most True Freshmen Starters by Year Since 2005

2017	8 (Tory Carter, K'Lavon Chaisson, Saahdiq Charles, Grant Delpit, Ed Ingram, JaCoby Stevens, Tyler Taylor, Kary Vincent Jr.)
2015:	7 (Arden Key, Donte Jackson, Foster Moreau, Bry'Kiethon Mouton, Maea Teuhema, Kevin Toliver II, Toby Weathersby)
2014:	6 (Jamal Adams, Malachi Dupre, Leonard Fournette, Davon Godchaux, Brandon Harris, Trey Quinn)
2012:	6 (Kwon Alexander, Vadal Alexander, Reid Ferguson, Jeremy Hill, Lamar Louis, Jalen Mills)
2013:	5 (Rickey Jefferson, Anthony Jennings, Ethan Pocic, Rashard Robinson, Tre'Davious White)
2019:	4 (Derek Stingley Jr., Joseph Evans, Cordale Flott, Mo Hampton Jr.)
2018	4 (Terrace Marshall Jr., Ja'Marr Chase, Micah Baskerville, Chasen Hines)
2006:	4 (Jacob Cutrera, Richard Dickson, Charles Scott, Keiland Williams)
2010:	3 (Alfred Blue, Tyrann Mathieu, Eric Reid)
2011:	2 (Odell Beckham Jr., Jarvis Landry)
2007:	2 (Drake Nevis, Terrence Toliver)
2008:	2 (Jordan Jefferson, Patrick Peterson)
2009:	2 (Dominique Allen, Rueben Randle)
2016	1 (Dee Anderson)

LSU Is 84-0 When Rushing For 100 Yards and Holding Opponents To Less Than 100 Yards

- In the last 180 games, LSU's success is easy to predict when it comes to net rushing yards. Get to 100 yards rushing and LSU will more than likely win as the Tigers are 147-22 when that happens.
- Hold the opponent to fewer than 100 yards and the Tigers are 86-5.
- An even more telling stat is that when LSU rushes for 100-plus yards and holds the opponents to fewer than 100 yards, the Tigers are 84-0.
- The following is a look at LSU's rushing numbers and have the Tigers have fared in those games:

Year	LSU 100+	LSU 100-	Opp 100+	Opp 100-	LSU 100+/Opp 100-
2005	10-0	1-2	3-1	8-1	7-0
2006	10-0	1-2	5-0	6-2	6-0
2007	11-2	1-0	3-2	9-0	8-0
2008	8-3	0-2	2-5	6-0	6-0
2009	8-0	1-4	7-4	2-0	2-0
2010	11-2	0-0	7-1	5-0	5-0
2011	13-0	0-1	4-1	9-0	9-0
2012	9-1	1-2	4-2	6-1	6-0
2013	10-1	0-2	6-3	4-0	4-0
2014	8-3	0-2	4-4	4-1	4-0
2015	9-1	0-2	3-3	6-0	6-0

2016	8-3	0-1	3-4	5-0	5-0
2017	9-4	0-0	4-4	5-0	5-0
2018	10-2	0-1	5-3	5-0	5-0
2019	13-0	1-0	8-0	6-0	6-0
Totals	**147-22**	**6-21**	**68-37**	**86-5**	**84-0**

Burrow Brings Experience as Returning Starting Quarterback

- Quarterback Joe Burrow provides valuable experience for the LSU offense and became the fifth LSU quarterback to start in consecutive season openers since 1998.
- Only Matt Mauck in 2002 and 2003, JaMarcus Russell in 2004 and 2005, Jordan Jefferson in 2009 and 2010, Zach Mettenberger in 2012 and 2013, and Brandon Harris in 2015 and 2016 have started consecutive openers for LSU.
- A year ago, Burrow burst onto the scene with an outstanding year for the Tigers, leading the squad to a 10-3 overall mark and No. 6 national ranking.
- Burrow went into 2019 with nine school records in his career and became the first quarterback in LSU history to throw for 2,500 yard and rush for 350 yards or more in a season.
- In 2019, Burrow has joined JaMarcus Russell as the only quarterbacks in school history to lead the Tigers to 10 or more wins in back-to-back seasons.

LSU Punter Von Rosenberg One of Nation's Oldest Players

- At 29 years old, punter Zach Von Rosenberg is the fourth-oldest player in college football in 2019.
- Rosenberg, who spent six years playing Minor League Baseball before joining the LSU program in 2016, turned 29 in September.
- The oldest player in college football is 32-year old Colorado placekicker James Stefanou. Wade Lees (P, Maryland) is 31, Houston punter Dane Roy is 30 and West Virginia tight end Jesse Beal is 29.

We are DBU:

- Since 2007, LSU leads the nation in number of defensive backs selected in the NFL draft with 19, including six in the first round.
- LSU has produced two consensus All-America DBs in 2019 in Grant Delpit and Derek Stingley Jr.
- LSU has produced 13 first team All-American defensive backs since 2000.
- LSU has also had defensive backs claim five national awards since 2010: Patrick Peterson 2010 Bednarik Award; Patrick Peterson 2010 Thorpe Award; Tyrann Mathieu 2011 Bednarik Award; Morris Claiborne 2011 Thorpe Award; Grant Delpit 2019 Thorpe Award.
- Since the 2007 NFL Draft, LSU has had six DBs picked in the first round.

Chaisson, Cushenberry III Carry on No. 18 Tradition

- Two LSU standouts - both in the classroom and on the football field - have been awarded the prestigious No. 18 jersey by head coach Ed Orgeron.
- Center Lloyd Cushenberry III and linebacker K'Lavon Chaisson were presented the jerseys at the beginning of camp, marking just the second time since the tradition began in 2003 that two Tigers have been issued the No. 18 jersey in the same season.
- Cushenberry III is the first offensive lineman to be selected to wear the No. 18 jersey
- As an offensive lineman, the rules of college football prevent Cushenberry III from actually wearing the No. 18 jersey so instead his No. 79 jersey will be accompanied by a No. 18 patch. The Carville native, who played locally at Dutchtown High School, will wear the No. 18 jersey at practice.
- Jersey No. 18 was born when, in 2003, quarterback Matt Mauck guided LSU to its first national championship since 1958. His number became synonymous with success -- both on and off the field -- as well as a selfless attitude that has become the epitome of being an LSU football player. After his final year with the Tigers, Mauck passed the jersey number down to running back Jacob Hester, who then helped LSU to another national title in 2007.
- Here is a look at the players to wear No. 18:

Years	**Player**	**Position**
2003	Matt Mauck	QB
2004-07	Jacob Hester	RB
2008-09	Richard Dickson	TE
2010	Richard Murphy	RB
2011	Brandon Taylor	S
2012	Bennie Logan	DT
2013	Lamin Barrow	LB
2014	Terrence Magee	RB
2015-16	Tre'Davious White	CB
2017	Christian LaCouture	DL
2017	John David Moore	FB/TE
2018	Foster Moreau	TE
2019	Lloyd Cushenberry III	C
2019	K'Lavon Chaisson	LB

Second Generation Tigers

- LSU's roster features two players who are second generation Tigers.
- True freshmen Thomas Perry and Brandon Hubicz are both following in their dads footsteps as LSU football players.
- Thomas Perry, an offensive lineman from Teurlings Catholic in Lafayette, is the son of Adam Perry, who played offensive guard for the Tigers from 1994-97
- Brandon Hubicz, a tight end from Catholic High School in Baton Rouge, is the son of Jim Hubicz, who played offensive tackle and guard for the Tigers from 1986-89.

LSU Family Connections

- LSU has some unique family-football connections on this year's team. The following is a look at those football-related connections with current Tigers:
- WR Justin Jefferson – younger brother of former LSU starting QB Justin Jefferson (2008-11) and starting DB Rickey Jefferson (2013-16). Jordan is currently on the coaching staff at Colorado State.
- TE Aaron Moffitt – son of LSU strength and conditioning coach Tommy Moffitt. Aaron's brother Clay just completed a two-year stint on the LSU baseball team.
- SNP Blake Ferguson – younger brother of four-year LSU starting long snapper Reid Ferguson, who is currently in his third year with the Buffalo Bills.
- TE Thaddeus Moss – son of Pro Football Hall of Famer and one of arguably the greatest receiver in NFL history in Randy Moss.
- CB Derek Stingley Jr. – grandson of the late Darryl Stingley, a first round draft pick by the New England Patriots who had his NFL career tragically ended on August 12, 1978 with a spinal cord injury.

Two-Sport Tigers

- Two current LSU football players – DB Kary Vincent Jr., and DB Mo Hampton Jr. – are two-sport athletes.
- Vincent Jr. ran the lead leg of LSU's 2018 SEC Championship 4x100 meter relay team.
- Hampton Jr. is a member of the LSU baseball team. The Tennessee native was drafted in the 23rd round of the 2019 Major League Draft and elected to attend LSU. Hampton Jr. was the first player in Tennessee history to earn Mr. Football and Mr. Baseball honors in the same season.

ASSISTANT COACHES



Dave Aranda
Associate Head Coach
Defensive Coordinator/Linebackers

YEAR AT LSU:	Fourth
BIRTHDATE:	Sept. 29, 1976, in Redlands, Calif.
WIFE:	Dione
CHILDREN:	Jaelyn, Jordyn, Ronin
HIGH SCHOOL:	Redlands HS, 1994
COLLEGE:	California Lutheran, 1999
POSTGRADUATE:	Texas Tech, 2002



Joe Brady
Passing Game Coordinator/Wide Receivers

YEAR AT LSU:	First
BIRTHDATE:	September 23, 1989, in Pembroke Pines, Fla.
HIGH SCHOOL:	Everglades High School
COLLEGE:	William & Mary, 2013
POSTGRADUATE:	Penn State, 2018



Bill Busch
Safeties

YEAR AT LSU:	Second
BIRTHDATE:	April 27, 1965, in Pender, Neb.
WIFE:	Laura
CHILDREN:	Sydney, Olivia and Gianna
COLLEGE:	Nebraska Wesleyan, 1993
POSTGRADUATE:	Nebraska-Kearney, 1990



James Cregg
Offensive Line

YEAR AT LSU:	Second
BIRTHDATE:	August 18, 1973, in Syracuse, N.Y.
WIFE:	Dayna
CHILD:	McKenzie
COLLEGE:	Colorado State, 1997



Steve Ensminger
Offensive Coordinator/Quarterbacks

YEAR AT LSU:	Ninth
BIRTHDATE:	Sept. 15, 1958, in Baton Rouge, La.
WIFE:	Amy
CHILDREN:	Krystalin, Brittany Rose and Steven
HIGH SCHOOL:	Central HS
COLLEGE:	LSU, 1982



Bill Johnson
Defensive Line

YEAR AT LSU:	1st
BIRTHDATE:	June 23, 1955 in Monroe, Louisiana
WIFE:	Dawn
CHILDREN:	Abbie, Billy
HIGH SCHOOL:	Neville High School
COLLEGE:	Northwestern State, 1980



Mickey Joseph
Wide Receivers

YEAR AT LSU:	Third
BIRTHDATE:	March 5, 1968, in New Orleans, La.
WIFE:	Priscilla
CHILDREN:	Jacob, Zachary, Makiyah, Maya, Malania
HIGH SCHOOL:	Archbishop Shaw HS
COLLEGE:	Nebraska, 1993



Greg McMahon
Special Teams

YEAR AT LSU:	Third
BIRTHDATE:	January 2, 1960, in Rantoul, Ill.
WIFE:	Linda
CHILDREN:	Drew, Lisa, Sam
HIGH SCHOOL:	Rantoul Township High School
COLLEGE:	Eastern Illinois, 1982



Corey Raymond
Cornerbacks

YEAR AT LSU:	Eighth
BIRTHDATE:	Sept. 28, 1969, in New Iberia, La.
CHILDREN:	Cody, Ariel, Christopher and Madison
HIGH SCHOOL:	New Iberia HS
COLLEGE:	LSU, 1992



Tommie Robinson
Assistant Head Coach/Running Backs
Recruiting Coordinator

YEAR AT LSU:	Third
BIRTHDATE:	April 4, 1963, in Phenix City, Ala.
WIFE:	Lartonyar
CHILDREN:	Dantrell, Towanda, Trey
HIGH SCHOOL:	Central HS (Phenix City, Ala.)
COLLEGE:	Troy, 1985

SEC AND NCAA RECORD BOOK WATCH

TOUCHDOWN PASSES
SINGLE SEASON - SEC

1.	**55**	**Joe Burrow, LSU**	**2019**
	44	Drew Lock, Missouri	2017
3.	43	Tua Tagovailoa, Alabama	2018
4.	40	André Woodson, Kentucky	2007
5.	39	Danny Wuerffel, Florida	1996
6.	37	Tim Couch, Kentucky	1997
	37	Johnny Manziel, Texas A&M	2013
8.	36	Peyton Manning, Tennessee	1997
	36	Tim Couch, Kentucky	1998
	36	Aaron Murray, Georgia	2012

TOUCHDOWN PASSES
SINGLE SEASON - NCAA

1.	58	Colt Brennan, Hawaii (14 games)	2006
2.	**55**	**Joe Burrow, LSU (14 games)**	**2019**
3.	54	David Klinger, Houston (11 games)	1990
4.	52	B.J. Simmons, Texas Tech (13 games)	2003
5.	50	Dwayne Haskins, Ohio St. (14 games)	2018
	50	Derek Carr, Fresson St. (13 games)	2013
	50	Sam Bradford, Oklahoma (14 games)	2008
8.	49	Brandon Doughty, WKU (13 games)	2014
9.	48	Brandon Doughty, WKU (14 games)	2015
	48	Case Keenum, Houston (14 games)	2011
	48	Graham Harrell, Texas Tech (13 games)	2007

TOTAL TOUCHDOWNS
SINGLE SEASON - SEC

1.	**59**	**Joe Burrow, LSU (4 rush, 55 pass)**	**2019**
2.	55	Tim Tebow, Florida (23 rush, 32 pass)	2007
3.	51	Cam Newton, Auburn (20 rush, 20 pass, 1 rec.)	2010
4.	48	Tua Tagovailoa, Alabama (5 rush, 43 pass)	2018
5.	47	Johnny Manziel, TAMU (21 rush, 26 pass)	2012
6.	46	Johnny Manziel, TAMU (9 rush, 37 pass)	2013
7.	45	Drew Lock, Missouri (1 rush, 44 pass)	2017
8.	43	Andre Woodson, Kentucky (3 rush, 40 pass)	2007
9.	42	Tim Tebow, Florida (12 rush, 30 pass)	2008
10.	41	Chad Kelly, Ole Miss (10 rush, 31 pass)	2015
	41	Dak Prescott, Miss. St. (14 rush, 27 pass)	2014
	41	Danny Wuerffel, Florida (2 rush, 39 pass)	1996

TOTAL TOUCHDOWNS
SINGLE SEASON - NCAA

1.	63	Colt Brennan, Hawaii (5 rush, 58 pass)	2006
2.	60	Paul Smith, Tulsa (13 rush ,47 pass)	2007
3.	**59**	**Joe Burrow, LSU (4 rush, 55 pass)**	**2019**
4.	58	Marcus Mariota, Oregon(16rush,42pass)	2014
5.	57	Chase Clement, Rice (13 rush , 44 pass)	2008
	57	B.J Symons, Texas Tech (5 rush, 52 pass)	2003
7.	55	Sam Bradford, Oklahoma (5 rush , 50 pass)	2008
	55	Tim Tebow, Florida (23 rush , 32 pass)	2007
	55	Dave Klinger, Houston (1 rush, 54 pass)	1990
10.	54	Dwayne Haskins, Ohio St. (4 rush, 50 pass)	2018
	54	Kyler Murray, Oklahoma (12 rush, 42 pass)	2018

COMPLETION PERCENTAGE
SINGLE SEASON - SEC (MIN. 200 COMP.)

1.	**77.6**	**Joe Burrow, LSU (371-478)**	**2019**
2.	72.3	Tim Couch, Kentucky (400-553)	1998
3.	70.9	Greg McElroy, Alabama (222-315)	2010
4.	69.9	Johnny Manziel, TAMU (300-429)	2013
5.	69.0	Tua Tagovailoa, Alabama (245-355)	2018
6.	68.0	Johnny Manziel, TAMU (295-434)	2012
7.	67.8	JaMarcus Russell, LSU (232-342)	2006
	67.8	Tim Tebow, Florida (213-314)	2009
9.	67.7	Kenny Hill, TAMU (214-321)	2014

COMPLETION PERCENTAGE
SEASON (MIN. 14 ATTS./GAME) - NCAA

1.	**77.6**	**Joe Burrow, LSU (371-478)**	**2019**
2.	76.7	Colt McCoy, Texas (332-433)	2008
3.	74.3	Kellen Moore, Boise State (326-439)	2011
4.	73.8	Tyler Huntley, Utah (141-191)	2019
5.	73.6	Daunte Culpepper, UCF (296-402)	1998
6.	73.5	Stefan Lefors, Louisville (189-257)	2004
7.	73.5	Dan Persa, Northwestern (222-302)	2010
8.	73.4	Dan Persa, Northwestern (218-297)	2011
9.	73.3	Jalen Hurts, Oklahoma (151-206)	2019
10.	73.2	Jack Coan, Wisconsin (153-209)	2019

PASSING YARDS
SINGLE SEASON - SEC

1.	**5,208**	**Joe Burrow, LSU (371-478)**	**2019**
2.	4,275	Tim Couch, Kentucky (400-553)	1998
3.	4,114	Johnny Manziel, TAMU (300-429)	2013
4.	4,042	Chad Kelly, Ole Miss (298-458)	2015
5.	3,966	Tua Tagovailoa, Alabama (245-355)	2018
6.	3,964	Drew Lock, Missouri (242-419)	2017
7.	3,896	Rex Grossman, Florida (259-395)	2001
8.	3,893	Aaron Murray, Georgia (249-386)	2012
9.	3,884	Tim Couch, Kentucky (363-547)	1997
10.	3,869	Ryan Mallet, Arkansas (266-411)	2010

PASSING YARDS
SINGLE SEASON - NCAA

1.	5,833	BJ Simmons, Texas Tech	2003
2.	5,705	Graham Harrell, Texas Tech	2007
3.	5,671	Case Keenum, Houston	2009
4.	5,631	Case Keenum, Houston	2011
5.	5,579	Anthony Gordon, Washington State	2019
6.	5,549	Colt Brennan, Hawaii	2006
7.	**5,208**	**Joe Burrow, LSU**	**2019**
8.	5,188	Ty Detmer, BYU	1990
9.	5,140	Dave Klinger, Houston	1990
10.	5,111	Graham Harrell, Texas Tech	2008

TEAM PASSING YARDS
SINGLE SEASON - SEC

1.	**5,561**	**LSU (395-518)**	**2019**
1.	4,854	Alabama (301-438)	2018
3.	4,593	Texas A&M (339-489)	2013
4.	4,534	Kentucky (414-574)	1998
5.	4,457	Florida (299-464)	2001
6.	4,351	Ole Miss (318-489)	2015
7.	4,338	Arkansas (301-465)	2010
8.	4,330	Florida (287-457)	1995
9.	4,114	Texas A&M (329-492)	2012
10.	4,113	Mississippi State (331-500)	2015

RECEIVING YARDS
SINGLE SEASON - SEC

1.	1,740	Josh Reed, LSU (94 catches)	2001
2.	1,727	Amari Cooper, Alabama (124 catches)	2014
3.	**1,559**	**Ja'Marr Chase (75 catches)**	**2019**
4.	1,517	Alshon Jeffrey, USC (88 catches)	2010
5.	1,477	Jordan Matthews, Vandy (112 catches)	2013
6.	**1,434**	**Justin Jefferson (102 catches)**	**2019**
7.	1,394	Mike Evans, TAMU (69 catches)	2013
8.	1,357	Travis McGriff, Florida (70 catches)	1998
9.	1,335	Cobi Hamilton, Arkansas (90 catches)	2012
10.	1,329	Carlos Alvarez, Florida (88 catches)	1969

RECEPTIONS
SINGLE SEASON - SEC

1.	124	Amari Cooper - Alabama (1,727 yds)	2014
2.	112	Jordan Matthews - Vanderbilt (1,477 yds)	2013
3.	**102**	**Justin Jefferson - LSU (1,559 yds)**	**2019**
4.	97	Keith Edwards - Vanderbiilt (909 yds)	1983
5.	94	Josh Reed - LSU (1,740 yds)	2001
	94	Jordan Matthews - Vanderbilt (1,323 yds)	2012
7.	90	James Whalen - Kentucky (1,019 yds)	1999
	90	Cobi Hamilton - Arkansas (1,335 yds)	2012
9.	88	Carlos Alvarez - Florida (1,329 yds)	1969
	88	Chad Jackson - Florida (900 yds)	2005
	88	Alshon Jeffrey - S. Carolina (1,517 yds)	2010
	88	Fred Ross - Miss. State (1,007 yds)	2015
	75	**Ja'Marr Chass - LSU (1,434 yds)**	**2019**

TOUCHDOWN CATCHES
SINGLE SEASON - SEC

1.	**18**	**Justin Jefferson, LSU (14 games)**	**2019**
	18	**Ja'Marr Chase, LSU (13 games)**	**2019**
	18	Reidel Anthony, Florida (12 games)	1996
4.	17	Chris Doering, Florida (12 games)	1995
5.	16	Amari Cooper, Alabama (14 games)	2014
6.	15	Ike Hilliard, Florida (11 games)	1995
	15	Jack Jackson, Florida (12 games)	1994
8.	14	Allama Matthews, Vandy (11 games)	1982
	14	Craig Yeast, Kentucky (11 games)	1998
	14	Jabar Gaffney, Florida (12 games)	2000
	14	Jerry Jeaudy , Alabama (15 games)	2018

PAT KICKS MADE
SINGLE SEASON - SEC

1.	**83**	**Cade York (87 atts.)**	**2019**
2.	78	Jonathon Phillips, Florida (79 atts.)	2008
3.	75	Joeseph Bulovas, Alabama (81 atts.)	2018
4.	72	Joey Ijjas, Florida (73 atts.)	2007
	72	Wes Byrum, Auburn (73 atts.)	2010
6.	71	Bart Edmiston, Florida (71 atts.)	1995
7.	69	Jeremy Shelley, Alabama (69 atts.)	2012
8.	67	Taylor Bertolet, TAMU (74 atts.)	2012
	67	Marshall Morgan, Georgia (68 atts.)	2014
10.	66	Cody Parker, Auburn (67 atts.)	2013
	66	Andre Baggett, Missouri (69 atts.)	2013

PAT KICKS MADE
SINGLE SEASON - NCAA

1	Roberto Aguayo	94	2013 Florida State
	Jimmy Stevens	94	2008 Oklahoma
3	Matt Hogan	91	2011 Houston
4	Sean Nuernberger	89	2014 Ohio State
5	Austin Seibert	87	2018 Oklahoma
6	Blake Haubeil	85	2019 Ohio State
7	**Cade York**	**83**	**2019 LSU**
	Chris Callahan	83	2015 Baylor
	Mario Danelo	83	2005 USC
10	Justin Haig	82	2014 Marshall
	Aaron Jones	82	2013 Baylor

PAT KICKS ATTEMPTS
SINGLE SEASON - NCAA

1	Jimmy Stevens, Oklahoma	99	2008
2	Roberto Aguayo, Florida State	94	2013
3	Matt Hogan, Houston	92	2011
4	Sean Nuernberger, Ohio State	89	2014
5	Austin Seibert, Oklahoma	88	2018
6	**Cade York, LSU**	**87**	**2019**
7	Mario Danelo, USC	86	2005
8	Blake Haubeil, Ohio State	85	2019
9	Chris Callahan, Baylor	83	2015
10	Justin Haig, Marshall	82	2014
	Aaron Jones, Baylor	82	2013

POINTS SCORED BY A KICKER
SINGLE SEASON - NCAA

1.	Roberto Aguayo, Florida State	157	2013
2.	Quinn Sharp, Oklahoma State	156	2012
3.	Andre Szmyt, Syracuse	151	2018
4.	Dan Bailey, Oklahoma State	149	2010
5.	Colt David, LSU	147	2007
6.	**Cade York, LSU**	**146**	**2019**

POINTS SCORED BY A KICKER
SINGLE SEASON - SEC

1.	**146**	**Cade York, LSU (21 FGs 83 PATs)**	**2019**
2.	141	Colt David, LSU (26 FGs, 63 PATs)	2007
3.	132	Leigh Tiffin, Alabama (30 FG, 42 PATs)	2009
4.	131	Billy Bennett, Georgia (31 FGs, 38 PATs)	2003
4.	131	Adam Griffith, Alabama (23 FGs, 62 PATs)	2015
6.	130	Billy Bennett, Georgia (26 FGs, 52 PATs)	2002
7.	129	Adam Griffith, Alabama (21 FGs, 66 PATs)	2016
	129	Cole Tracy, LSU (29 FGs, 42 PATs)	2018
	128	Daniel Carlson, Auburn (28 FGs, 44 PATs)	2016
10.	127	Rodrigo Blankenship, UGA(27 FGs, 46 PATs)	2019

LSU TIGERS DEPTH CHART

OFFENSE

LT	**77**	**Saahdiq Charles**	**6-4**	**295**	**Jr.-2L**
	51	Dare Rosenthal	6-7	314	Fr.-RS
LG	73	Adrian Magee	6-4	343	Sr.-3L
	70	Ed Ingram	6-4	295	So.-1L
	57	Chasen Hines	6-3	336	So.-1L
C	**79**	**Lloyd Cushenberry III**	**6-4**	**315**	**Jr.-2L**
	57	Chasen Hines	6-3	336	So.-1L
RG	**68**	**Damien Lewis**	**6-3**	**332**	**Sr.-1L**
	71	Donavaughn Campbell	6-5	360	Jr.-1L
	75	Anthony Bradford	6-7	355	Fr.-HS
RT	**76**	**Austin Deculus**	**6-7**	**322**	**Jr.-2L**
	74	Badara Traore	6-7	320	Sr.-1L
TE	81	Thaddeus Moss	6-3	249	Jr.-SQ
	10	Stephen Sullivan	6-5	242	Sr.-3L
	44	Tory Carter	6-1	250	Jr.-2L
WR	**1**	**Ja'Marr Chase**	**6-1**	**200**	**So.-1L**
	17	Racey McMath	6-3	221	Jr.-1L
	5	Devonta Lee	6-1	223	Fr.-HS
WR	6	Terrace Marshall Jr.	6-4	200	So.-1L
	10	Stephen Sullivan	6-5	242	Sr.-3L
	19	Derrick Dillon	5-11	186	Sr.-3L
	83	Jaray Jenkins	6-4	195	Fr.-RS
WR	**2**	**Justin Jefferson**	**6-3**	**192**	**Jr.-2L**
	33	Trey Palmer	6-1	180	Fr.-HS
	13	Jontre Kirklin	6-0	185	Jr.-2L
QB	**9**	**Joe Burrow**	**6-4**	**216**	**Sr.-1L**
	15	Myles Brennan	6-4	207	So.-1L
RB	22	Clyde Edwards-Helaire	5-8	209	Jr.-2L
	24	Chris Curry	6-0	215	Fr.-RS
-OR-	3	Tyrion Davis-Price	6-1	226	Fr.-HS
-OR-	4	John Emery Jr.	6-0	203	Fr.-HS

DEFENSE

OLB	35	Damone Clark	6-3	239	So.-1L
	8	Marcel Brooks	6-2	227	Fr.-HS
-OR-	45	Michael Divinity Jr. (DIME)	6-2	241	Sr.-3L
-OR-	43	Ray Thornton	6-3	227	Jr.-2L
DE	**97**	**Glen Logan**	**6-4**	**309**	**Jr.-2L**
	92	Neil Farrell Jr.	6-4	298	Jr.-2L
NT	72	Tyler Shelvin	6-3	346	So.-1L
	62	Siaki Ika	6-4	354	Fr.-HS
	94	Joseph Evans	6-2	288	Fr.-HS
DE	**90**	**Rashard Lawrence**	**6-2**	**308**	**Sr.-3L**
	91	**Breiden Fehoko**	**6-2**	**291**	**Sr.-1L**
OLB	**18**	**K'Lavon Chaisson**	**6-4**	**250**	**So.-1L**
	46	Andre Anthony	6-4	250	Jr.-1L
MLB	8	Patrick Queen	6-1	227	Jr.-2L
	35	Damone Clark	6-3	239	So.-1L
MLB	**6**	**Jacob Phillips**	**6-4**	**233**	**Jr.-2L**
	23	Micah Baskerville	6-1	228	So.-1L
CB	**1**	**Kristian Fulton**	**6-0**	**200**	**Sr.-2L**
	25	Cordale Flott	6-2	160	Fr.-HS
S	**7**	**Grant Delpit**	**6-3**	**203**	**Jr.-2L**
	14	Mo Hampton	6-0	214	Fr.-HS
S	**3**	**JaCoby Stevens**	**6-1**	**228**	**Jr.-2L**
	5	Kary Vincent Jr.	5-10	185	Jr.-2L
CB	24	Derek Stingley Jr.	6-1	190	Fr.-HS
	16	Jay Ward	6-2	167	Fr.-HS
	29	Raydarious Jones	6-2	161	Fr.-HS

SPECIAL TEAMS

PK	36	Cade York	6-2	189	Fr.-HS
	34	Connor Culp	5-10	187	Jr.-1L
KO	**32**	**Avery Atkins**	**5-11**	**217**	**So.-1L**
P	**38**	**Zach Von Rosenberg**	**6-5**	**240**	**Jr.-2L**
	32	Avery Atkins	5-11	217	So.-1L

BOLD Indicates Returning Starter

SNP	**48**	**Blake Ferguson**	**6-3**	**235**	**Sr.-3L**
	47	Quentin Skinner	6-0	253	Fr.-HS
HOLDER	38	Zach Von Rosenberg	6-5	240	Jr.-2L
KOR	22	Clyde Edwards-Helaire	5-8	209	Jr.-2L
-OR-	13	Jontre Kirklin	6-0	185	Jr.-2L
-OR-	**1**	**Ja'Marr Chase**	**6-1**	**200**	**So.-1L**
PR	24	Derek Stingley Jr.	6-1	190	Fr.-HS

2019 NUMERICAL ROSTER

NO.	NAME	POS.	HT.	WT.	CL./EXP.	HOMETOWN (HS/PREVIOUS SCHOOL)
1*	Ja'Marr Chase	WR	6-1	200	So.-1L	Metairie, La. (Rummel HS)
1*	Kristian Fulton	CB	6-0	200	Sr.-1L	Metairie, La. (Rummel HS)
2	Justin Jefferson	WR	6-3	192	Jr.-2L	St. Rose, La. (Destrehan HS)
3*	AJ Aycock	QB	6-5	212	Fr.-RS	Jonesboro, Ark. (Academies at Jonesboro HS)
3*	Tyrion Davis-Price	RB	6-1	226	Fr.-HS	Baton Rouge, La. (Southern Lab HS)
3*	JaCoby Stevens	S	6-2	225	Jr.-2L	Murfreesboro, Tenn. (Oakland HS)
4*	John Emery Jr.	RB	6-0	203	Fr.-HS	St. Rose, La. (Destrehan HS)
4*	Todd Harris Jr.	S	5-11	190	Jr.-2L	Maringouin, La. (Plaquemine HS)
5*	Devonta Lee	WR	6-1	223	Fr.-HS	Fluker, La. (Amite HS)
5*	Kary Vincent Jr.	CB	5-10	185	Jr.-2L	Houston, Texas (Port Arthur Memorial HS)
6*	Terrace Marshall Jr.	WR	6-4	200	So.-1L	Bossier CIty, La. (Parkway HS)
6*	Jacob Phillips	LB	6-4	233	Jr.-2L	Nashville, Tenn. (East Nashville HS)
7	Grant Delpit	S	6-3	203	Jr.-2L	Houston, Texas (IMG Academy)
8*	Peter Parrish	QB	6-1	190	Fr.-HS	Phenix City, Ala. (Central HS)
8*	Patrick Queen	LB	6-1	227	Jr.-2L	Ventress, La. (Livonia HS)
9*	Marcel Brooks	OLB	6-2	194	Fr.-HS	Fort Worth, Texas (Marcus HS)
9*	Joe Burrow	QB	6-4	216	Sr.-1L	Athens, Ohio (Athens HS/Ohio State)
10	Stephen Sullivan	TE	6-5	242	Sr.-3L	Donaldsonville, La. (Donaldsonville HS)
11	Eric Monroe	S	6-1	208	Jr.-1L	Houston, Texas (North Shore HS)
12*	Walker Kinney	QB	6-2	218	Fr.-HS	Stilwell, Kan. (Blue Valley HS)
12*	Donte Starks	LB	6-1	217	Fr.-HS	Marrero, La. (John Ehret HS)
13	Jontre Kirklin	WR	6-0	185	Jr.-2L	Lutcher, La. (Lutcher HS)
14*	Mo Hampton Jr.	DB	6-0	214	Fr.-HS	Memphis, Tenn. (University HS)
14*	John Gordon McKernan	QB	6-2	186	Fr.-HS	Baton Rouge, La. (University HS)
15	Myles Brennan	QB	6-4	207	So.-1L	Long Beach, Miss. (St. Stanislaus HS)
16	Jay Ward	CB	6-2	167	Fr.-HS	Moultrie, Ga. (Colquitt County HS)
17	Racey McMath	WR	6-3	221	Jr.-1L	New Orleans, La. (Edna Karr HS)
18	K'Lavon Chaisson	OLB	6-4	250	So.-1L	Houston, Texas (North Shore HS)
19	Derrick Dillon	WR	5-11	186	Sr.-3L	Franklinton, La. (Pine HS)
22*	Clyde Edwards-Helaire	RB	5-8	209	Jr.-2L	Baton Rouge, La. (Catholic HS)
22*	Zaven Fountain	S	6-3	171	Fr.-RS	Marrero, La. (John Ehret HS)
23*	Micah Baskerville	LB	6-1	228	So.-1L	Shreveport, La. (Evangel Christian Academy)
23*	Corren Norman	RB	5-9	191	Fr.-HS	Broussard, La. (Lafayette HS)
24*	Chris Curry	RB	6-0	215	Fr.-RS	Lehigh Acres, Fla. (Lehigh HS)
24*	Derek Stingley Jr.	CB	6-1	190	Fr.-HS	Baton Rouge, La. (Dunham School)
25*	Cordale Flott	CB	6-2	160	Fr.-HS	Saraland, Ala. (Saraland HS)
25*	Josh Williams	RB	5-10	192	Fr.-HS	Houston, Texas (The Kinkaid School)
29	Raydarious Jones	CB	6-2	161	Fr.-HS	Horn Lake, Miss. (Horn Lake HS)
30*	Cade Comeaux	DB	6-0	178	Fr.-RS	New Orleans, La. (John Curtis HS)
30*	Jack Mashburn	TE	6-3	207	Fr.-HS	Covington, La. (St. Paul's HS)
31*	Cameron Lewis	S	6-2	197	Jr.-SQ	Monroe, La. (Wossman HS)
31*	Thomas McGoey	WR	6-0	187	Fr.-HS	Thibodaux, La. (E.D. White Catholic HS)
32	Avery Atkins	PK	5-11	217	So.-1L	Auburn, Ala. (Auburn HS)
33	Trey Palmer	WR	6-1	180	Fr.-HS	Kentwood, La. (Kentwood HS)
34*	Lloyd Cole	CB	6-0	200	Jr.-RS	Bossier City, La. (Parkway HS/Grambling)
34*	Connor Culp	PK	5-10	187	Jr.-1L	Phoenix, Ariz. (Desert Vista HS)
35	Damone Clark	LB	6-3	239	So.-1L	Baton Rouge, La. (Southern Lab HS)
36	Cade York	PK	6-2	189	Fr.-HS	McKinney, Texas (Prosper HS)
38	Zach Von Rosenberg	P	6-5	240	Jr.-2L	Zachary, La. (Zachary HS)
39	Mason Bruns	PK	5-10	167	Fr.-HS	Fort Walton Beach, Fla. (Choctawhatchee HS)
41	Carlton Smith	LB	6-3	243	So.-SQ	Houston, Texas (Lamar HS)
42*	Hunter Faust	LB	6-1	232	Fr.-RS	New Orleans, La. (Jesuit HS)
42*	Aaron Moffitt	TE	6-2	252	So.-SQ	Baton Rouge, La. (Catholic HS)
43*	Preston Stafford	PK	5-11	164	Fr.-RS	Baton Rouge, La. (Catholic HS)
43*	Ray Thornton	OLB	6-3	227	Jr.-2L	Killeen, Texas (Shoemaker HS)
44*	Tory Carter	TE	6-1	250	Jr.-2L	Valdosta, Ga. (Lee County HS)
44*	Dylan Thompson	OLB	6-1	258	Fr.-HS	Irving, Texas (Ranchview HS)
45*	Michael Divinity Jr.	OLB	6-2	241	Sr.-3L	Marrero, La. (John Ehret HS)
45*	Stephen King	TE	6-6	228	Fr.-RS	Alexandria, Va. (Hayfield Secondary School)
46	Andre Anthony	OLB	6-4	250	Jr.-1L	New Orleans, La. (Edna Karr HS)
47*	Nelson Jenkins III	DL	6-4	286	Fr.-RS	Maringouin, La. (Plaquemine HS)
47*	Quentin Skinner	SNP	6-0	253	Fr.-HS	Buford, Ga. (Buford HS)
48	Blake Ferguson	SNP	6-3	235	Sr.-3L	Smyrna, Ga. (Buford HS)
49*	Jansen Mayea	TE	6-3	239	Fr.-RS	New Iberia, La. (Westgate HS)
49*	Travez Moore	OLB	6-4	246	Jr.-RS	Bastrop, La. (Bastrop HS/Copiah-Lincoln CC)
51	Dare Rosenthal	OT	6-7	314	Fr.-RS	Ferriday, La. (Ferriday HS)
52	Tayte Langley	LB	6-3	245	Fr.-HS	Iota, La. (Iota HS)
53	Soni Fonua	OLB	6-3	274	Jr.-JC	Salt Lake City, Utah (East HS/Mesa CC)
54	Aaron Benfield	LB	6-2	230	Fr.-HS	Thibodaux, La. (E.D. White Catholic HS)
55	Jarell Cherry	DE	6-3	264	Fr.-RS	Dallas, Texas (Carter HS)

ALPHABETICAL ROSTER

No.	Name	Pos.
46	Andre Anthony	OLB
32	Avery Atkins	PK
88	Alex Aucoin	WR
3*	AJ Aycock	QB
23*	Micah Baskerville	LB
54	Aaron Benfield	LB
75	Anthony Bradford	OL
15	Myles Brennan	QB
9*	Marcel Brooks	OLB
89	Colby Brunet	WR
39	Mason Bruns	PK
9*	Joe Burrow	QB
71	Donavaughn Campbell	OL
44	Tory Carter	TE
18	K'Lavon Chaisson	OLB
77	Saahdiq Charles	OT
1*	Ja'Marr Chase	WR
55	Jarell Cherry	DE
35	Damone Clark	LB
34*	Lloyd Cole	CB
30*	Cade Comeaux	DB
34*	Connor Culp	PK
24*	Chris Curry	RB
79	Lloyd Cushenberry III	C
3*	Tyrion Davis-Price	RB
76	Austin Deculus	OT
7	Grant Delpit	S
19	Derrick Dillon	WR
45*	Michael Divinity Jr.	LB
26	Keenen Dunn	RB
22*	Clyde Edwards-Helaire	RB
4*	John Emery Jr.	RB
94	Joseph Evans	NT
92	Neil Farrell Jr.	DE
42*	Hunter Faust	LB
91	Breiden Fehoko	DE
48	Blake Ferguson	SNP
25*	Cordale Flott	CB
53	Soni Fonua	OLB
22*	Zavon Fountain	S
87	Evan Francioni	WR
1*	Kristian Fulton	CB
14*	Mo Hampton Jr.	DB
64	Austin Harden	OL
4*	Todd Harris Jr.	S
57	Chasen Hines	OG
82	Brandon Hubicz	TE
62	Siaki Ika	NT
70	Ed Ingram	OG
2	Justin Jefferson	WR
83	Jaray Jenkins	WR
47*	Nelson Jenkins III	DL
29	Raydarious Jones	CB
45	Stephen King	TE
12*	Walker Kinney	QB
13	Jontre Kirklin	WR
52	Tayte Langley	LB
90	Rashard Lawrence	DE
5*	Devonta Lee	WR
31*	Cameron Lewis	S
68	Damien Lewis	OG
59	Desmond Little	OLB
97	Glen Logan	DE
73	Adrian Magee	OL
6*	Terrace Marshall Jr.	WR
86	Michael Martin	WR
30*	Jack Mashburn	TE
49	Jansen Mayea	TE
31*	Thomas McGoey	WR

2019 NUMERICAL ROSTER

57	Chasen Hines	OG	6-3	336	So.-1L	Marshall, Texas (Marshall HS)
58*	Jared Small	LB	6-0	213	So.-SQ	Baton Rouge, La. (Catholic HS)
58*	Kardell Thomas	OL	6-3	329	Fr.-HS	Baton Rouge, La. (Southern Lab HS)
59	Desmond Little	OLB	6-5	210	Fr.-HS	Prichard, Ala. (Vigor HS)
61	Cameron Wire	OT	6-6	300	Fr.-RS	Gonzales, La. (East Ascension HS)
62	Siaki Ika	NT	6-4	354	Fr.-HS	Salt Lake City, Utah (East HS)
63	Michael Smith	OL	6-2	325	Jr.-SQ	Killeen, Texas (Ellison HS)
64	Austin Harden	OL	6-1	310	Fr.-HS	Patterson, La. (Patterson HS)
65	Jakori Savage	OL	6-6	294	Jr.-2L	Bay Minette, Ala. (Baldwin County HS)
68	Damien Lewis	OG	6-3	332	Sr.-1L	Canton, Miss. (Canton HS/NW Mississippi CC)
69	Charles Turner	OL	6-4	266	Fr.-HS	Canton, Ohio (IMG Academy)
70	Ed Ingram	OG	6-4	295	So.-1L	DeSoto, Texas (DeSoto HS)
71	Donavaughn Campbell	OL	6-5	360	Jr.-1L	Ponchatoula, La. (Ponchatoula HS)
72	Tyler Shelvin	NT	6-3	346	So.-1L	Lafayette, La. (Notre Dame HS)
73	Adrian Magee	OT/OG	6-4	343	Sr.-3L	Franklinton, La. (Franklinton HS)
74	Badara Traore	OT	6-7	320	Sr.-1L	Boston, Mass. (Matignon HS/ASA College)
75	Anthony Bradford	OL	6-7	355	Fr.-HS	Muskegon, Mich. (Muskegon HS)
76	Austin Deculus	OT	6-7	322	Jr.-2L	Mamou, La. (Cy-Fair HS)
77	Saahdiq Charles	OT	6-4	295	Jr.-2L	Jackson, Miss. (Madison-Ridgeland Academy)
78	Thomas Perry	OL	6-6	341	Fr.-HS	Lafayette, La. (Teurlings Catholic HS)
79	Lloyd Cushenberry III	C	6-4	315	Jr.-2L	Carville, La. (Dutchtown HS)
80	Jamal Pettigrew	TE	6-6	258	Jr.-1L	New Orleans, La. (Saint Augustine HS)
81	Thaddeus Moss	TE	6-3	249	Jr.-SQ	Charlotte, N.C. (Mallard Creek HS/NC State)
82	Brandon Hubicz	TE	6-2	197	Fr.-HS	Baton Rouge, La. (Catholic HS)
83	Jaray Jenkins	WR	6-4	195	Fr.-RS	Jena, La. (Jena HS)
84	TK McLendon	TE	6-5	263	Jr.-JC	Soperton, Ga. (Treulton HS/Copiah-Lincoln CC)
85	Ray Parker	DE	6-5	233	Fr.-HS	Ruston, La. (Ruston HS)
86	Michael Martin	WR	5-9	174	Fr.-RS	Weslaco, Texas (University HS)
87	Evan Francioni	WR	6-0	194	Fr.-RS	River Ridge, La. (Archbishop Rummel HS/UNO)
88	Alex Aucoin	WR	6-0	180	Fr.-RS	Baton Rouge, La. (Parkview Baptist HS)
89	Colby Brunet	WR	6-0	194	Jr.-1L	Metairie, La. (Archbishop Rummel HS)
90	Rashard Lawrence	DE	6-2	308	Sr.-3L	Monroe, La. (Neville HS)
91	Breiden Fehoko	DE	6-2	291	Sr.-1L	Honolulu, Hawaii (Farrington HS/Texas Tech)
92	Neil Farrell Jr.	DE	6-4	298	Jr.-2L	Mobile, Ala. (Murphy HS)
94	Joseph Evans	NT	6-2	288	Fr.-HS	Haynesville, La. (Haynesville HS)
97	Glen Logan	DE	6-4	309	Jr.-2L	Kenner, La. (Destrehan HS)

* - denotes duplicate number

ALPHABETICAL ROSTER

14*	John Gordon McKernan	QB
84	TK McLendon	TE
17	Racey McMath	WR
42*	Aaron Moffitt	TE
11	Eric Monroe	S
49	Travez Moore	DE
81	Thaddeus Moss	TE
23*	Corren Norman	RB
33	Trey Palmer	WR
85	Ray Parker	TE
8*	Peter Parrish	QB
78	Thomas Perry	OL
80	Jamal Pettigrew	TE
6*	Jacob Phillips	LB
8*	Patrick Queen	LB
51	Dare Rosenthal	OT
65	Jakori Savage	OL
72	Tyler Shelvin	NT
47*	Quentin Skinner	SNP
58	Jared Small	LB
41	Carlton Smith	LB
63	Michael Smith	OL
43*	Preston Stafford	PK
12*	Donte Starks	LB
3*	JaCoby Stevens	S
24*	Derek Stingley Jr.	CB
10	Stephen Sullivan	TE
58	Kardell Thomas	OL
43*	Ray Thornton	OLB
74	Badara Traore	OT
69	Charles Turner	OL
5*	Kary Vincent Jr.	CB
38	Zach Von Rosenberg	P
16	Jay Ward	CB
25*	Josh Williams	RB
61	Cameron Wire	OT
36	Cade York	PK

* denotes duplicate number

Pronunciation Guide

#	Name	Pronunciation
89	Colby Brunet	Brew-nay
18	K'Lavon Chaisson	K-luh-von Chase-on
77	Saahdiq Charles	Sah-deek
55	Jarell Cherry	juh-Rell
35	Damone Clark	duh-Moan
3	Tyrion Davis-Price	Ty-ree-un
76	Austin Deculus	Deck-you-luss
22	Clyde Edwards-Helaire	E-lair
92	Neil Farrell Jr.	Fair-ull
91	Breiden Fehoko	Bray-den fuh-Ho-ko
53	Soni Funua	So-nee Fuh-new-uh
57	Chasen Hines	Chase-in
62	Siaki Ika	see-Ah-key Eye-kuh
83	Jaray Jenkins	juh-Ray
29	Raydarious Jones	Ray-dare-ee-us
13	Jontre Kirklin	Jon-tray
90	Rashard Lawrence	Ruh-shard
5	Devonta Lee	duh-VON-tay
39	Jansen Mayea	My-yay
17	Racey McMath	Race-ee
49	Travez Moore	Truh-vez
51	Dare Rosenthal	Dare (rhymes with "care")
65	Jakori Savage	Juh-core-ee
10	Stephen Sullivan	stuh-Fahn
74	Badora Traore	buh-Dah-ruh Tray-or
COACHES		
	Dave Aranda	uh-Ran-duh

Listen to all pronunciations on the roster page at LSUsports.net/football

THE LAST MEETING

Clemson	**25**
LSU	**24**

December 31, 2012 • Georgia Dome • Atlanta, Ga.

Clemson Beats LSU On Last-Second Field Goal in Chick-fil-A Bowl, 25-24

Clemson PK Chandler Cantazaro kicked a 37-yard field goal as time expired as 14th-ranked Clemson rallied for a 25-24 win over eighth-ranked LSU in the Chick-fil-A Bowl at the Georgia Dome in Atlanta. LSU took a 24-13 lead into the fourth quarter before Clemson scored 12 unanswered points in the final 10 minutes of the contest for the come-from-behind victory. LSU finished the season with a 10-3 overall record as the Tigers won double-digit games for the sixth time in eight years under Les Miles. LSU lost in the Chick-fil-A Bowl for the first time, falling to 5-1 in the contest. LSU never trailed in the game until the final score as LSU forced a Clemson fumble on the second play of the game and responded with a 17-yard TD run by Jeremy Hill for a 7-0 advantage. After Clemson tied the game on it's next possession, LSU regained the lead at 14-7 on a 6-yard TD pass from Zach Mettenberger to Jarvis Landry early in the second quarter. Clemson scored a TD with just under nine minutes left in the first half, but LSU DT Bennie Logan blocked the extra-point as LSU kept the lead, 14-13. LSU extended the lead to 21-13 on the first play of the second half has Hill ran 57 yards for a touchdown. Hill's TD was setup by a 43-yard kickoff return from Michael Ford. The teams traded possessions for the next seven minutes before Drew Alleman kicked a 20-yard field goal, stretching the LSU advantage to 24-13. The score remained that way until the 9:26 mark when Clemson kicked a 26-yard field goal to pull within 24-16. After a 3-and-out possession for LSU, Clemson went 77 yards on 11 plays to shrink the LSU lead to 24-22 on a TD pass from Tahj Boyd to Andre Hopkins. Clemson's two-point conversion attempt was no good. LSU went 3-and-out on its next possession, setting up Clemson's game-winning scoring drive, one that had the Tigers converting on a fourth-and-16 with just over a minute left in the contest. Clemson drove to the LSU 20-yard line where Cantazaro kicked a 37-yard field goal as time expired to cap the comeback. For the game, Clemson racked up 32 first downs and 445 total yards (99 rushing, 120 passing). Hill led LSU with 124 yards and 2 TDs on 12 carries, while Mettenberger completed 14-of-23 passes for 120 yards and 1 TD. Kevin Minter led the LSU defense with 19 tackles, while Lamin Barrow added 12 tackles and Eric Reid 10. In all, LSU's defense was on the field for 100 snaps and over 36 minutes of possession time.

STATISTICAL COMPARISON (2019)

			CONF. (FBS) RANKING	
Category	**LSU**	**CU**	**LSU**	**CU**
Record:	14-0	14-0		
Conference:	8-0	8-0		
3rd Down Conversion:	.509	.465	2(5)	2(19)
Opp. 3rd Down Conversion:	.307	.310	3(10)	1(12)
4th Down Conversion	.667	.500	2(13)	9(77)
4th Down Conversion Defense	.484	.409	10(53)	2(23)
Fewest Penalties	82.0	78.0	10(91)	8(73)
Fewest Penalty Yards	818.0	619.0	13(109)	7(54)
1st Down Defense	260.0	189.0	11(66)	1(3)
1st Down Offense	389.0	370.0	1(2)	1(3)
Kickoff Return Defense	21.93	17.56	10(91)	1(15)
Kickoff Returns	20.79	21.95	7(63)	5(41)
Net Punting	38.10	40.29	9(71)	5(30)
Passing Offense	397.2	292.2	1(2)	1(20)
Passing Yards Allowed	221.9	151.5	9(55)	1(1)
Punt Returns	12.32	5.97	6(21)	12(89)
Punt Return Defense	16.71	7.29	13(129)	7(65)
Red Zone Offense	.971	.877	1(1)	5(46)
Red Zone Defense	.763	.750	4(22)	2(17)
Rushing Defense	118.0	112.6	4(22)	2(16)
Rushing Offense	167.0	246.1	7(61)	1(12)
Sacks Allowed	2.14	1.14	10(72)	2(7)
Scoring Defense	21.6	11.5	7(28)	1(1)
Scoring Offense	48.9	45.3	1(1)	1(4)
Passing Efficiency	196.41	161.79	1(1)	2(11)
Passing Efficiency Defense	111.36	96.32	2(8)	1(1)
Sacks	2.50	2.93	4(40)	5(18)
Tackles for Loss	6.3	7.9	4(46)	2(9)
Time of Possession	30.04	30.36	7(67)	5(47)
Total Defense	339.9	264.1	8(29)	1(3)
Total Offense	564.2	538.4	1(1)	1(3)
Turnover Margin	9	16	2(16)	1(5)
Turnovers Gained	21	30	5(29)	1(2)
Turnovers Lost	12	14	2(9)	3(25)

Series Notes:

LSU and Clemson meet for the fourth time with the LSU Tigers leading the series, 2-1 ... The three previous meetings between LSU and Clemson have been decided by a total of 11 points ... All three games came during the postseason ... LSU beat Clemson 7-0, in the 1959 Sugar Bowl to cap a perfect 11-0 mark for the Tigers in 1958 ... The win over Clemson in the 1959 Sugar Bowl came after LSU had already been declared national champions by both the AP and the UPI ... The final AP and UPI balloting came following LSU's regular-season finale, a 62-0 win over Tulane ... The teams met again in the 1996 Peach Bowl in Atlanta with LSU winning, 10-7 ... Up 10-7 with just over a minute remaining, LSU's Aaron Adams blocked a 52-yard field goal attempt that sealed the win for the Tigers ... In 2012, Clemson's Chandler Catanzaro booted a 37-yard field goal as time expired to lift the Clemson Tigers to a 25-24 victory ... This year's national championship game between LSU and Clemson features the nation's No. 1 scoring offense in LSU (48.9) and the nation's top-rated scoring defense in Clemson (11.5)

The Series: LSU Leads 2-1

Year	Results	Rankings	Date (Site)
1959	LSU, 7-0	#1/#12	Jan. 1 (Sugar Bowl)
1996	LSU, 10-7	#17/NR	Dec. 28 (Peach Bowl)
2012	Clemson, 25-24	#8/#14	Dec. 31 (Chick-fil-A Bowl)

At Baton Rouge: Tied 0-0
At Clemson: Tied 0-0
At Other Sites: LSU Leads 2-1
Ed Orgeron vs. Clemson: 0-0



FIERCE FOR THE FUTURE

WE ARE THE ONES THE WORLD HAS BEEN WAITING FOR

At LSU, we refuse to back down when the world needs solutions. When our life-sustaining waters are threatened, we dig deep, channeling new energy to adapt and thrive. When health issues weaken our communities, we commit ourselves to pioneering solutions for a life well-lived. When our neighbors face economic and educational challenges, we pay our resources forward to create opportunity and transform lives. Yes, we are the ones the world has been waiting for. This is our time, our place, our terra firma. **HERE, WE STAND.**

LSU

lsu.edu

#1 LANDSCAPE ARCHITECTURE
PROGRAM IN THE NATION

TOP 12
LSU ONLINE MS IN CONSTRUCTION MANAGEMENT
AMONG PUBLIC UNIVERSITIES

1 OF ONLY 8
UNIVERSITIES IN THE NATION
WITH A MEDICAL SCHOOL, DENTAL SCHOOL, LAW SCHOOL, VETERINARY SCHOOL, AND ELITE MBA PROGRAM

TOP 10
GRAPHIC DESIGN PROGRAM
IN THE NATION

#2
PUBLIC THEATRE PROGRAM
IN THE NATION

17 AGRICULTURAL RESEARCH STATIONS
LOCATED ACROSS THE STATE

TOP 10
NURSING SCHOOL
IN THE NATION

LSU's Bowl History

52
BOWL APPEARANCES

CFP NATIONAL CHAMPIONSHIP
2020

BCS NATIONAL CHAMPIONSHIP
2008 • 2012

SUGAR BOWL
1936 • 1937 • 1938 • 1950
1959 • 1960 • 1965 • 1968
1985 • 1987 • 2002 • 2004
2007

CHICK-FIL-A PEACH BOWL
1968 • 1996 • 2000 • 2005
2008 • 2012 • 2019

ORANGE BOWL
1944 • 1962 • 1971 • 1974 • 1983

COTTON BOWL
1947 • 1963 • 1966 • 2003
2011

CITRUS BOWL
1979 • 2005 • 2010 • 2016
2017

SUN BOWL
1971 • 1977

LIBERTY BOWL
1978 • 1985

INDEPENDENCE BOWL
1995 • 1997

OUTBACK BOWL
1989 • 2014

BLUEBONNET BOWL
1963 • 1972

GATOR BOWL
1987

MUSIC CITY BOWL
2014

TEXAS BOWL
2015

FIESTA BOWL
2019





20-STRAIGHT BOWL GAMES

LSU has played in a bowl game for 20-straight seasons. The Tigers own a record of 13-7 in bowl games during the stretch, which began in 2000. LSU's current streak of 20-straight bowl appearances ranks No. 4 nationally, trailing only Virginia Tech (27), Georgia (23), and Oklahoma (21).













LAYING THE FOUNDATION

Charlie McClendon, seen here riding the shoulders of his players after guiding the Tigers to a 13-0 victory over Texas in the 1963 Cotton Bowl, led LSU to 13 bowl games in 18 years from 1962-79.

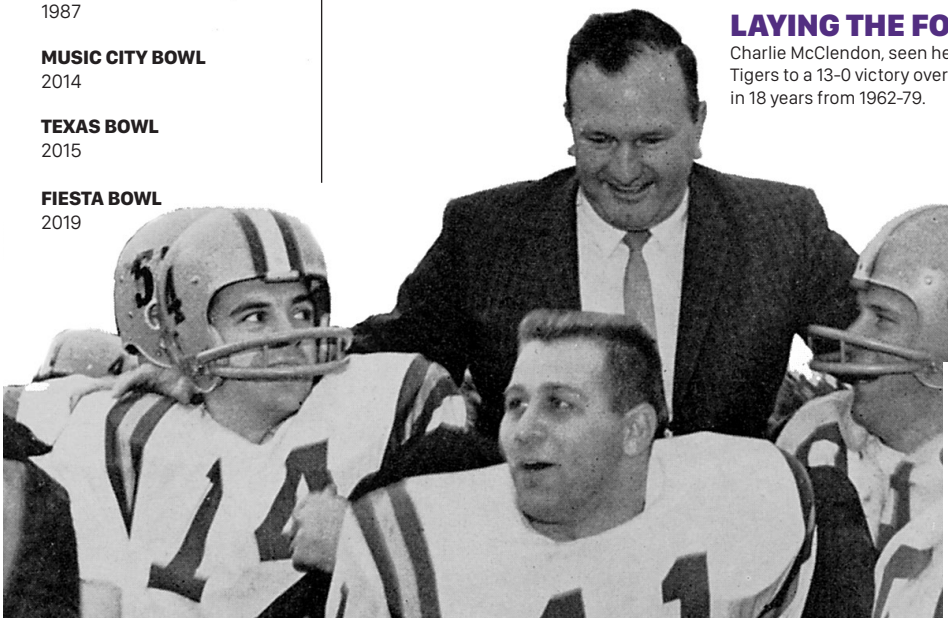

27 ALL-TIME VICTORIES

LSU owns a 27-23-1 mark all-time in bowl games. The 27 wins rank ninth among all schools nationally and fourth in the Southeastern Conference. LSU won seven bowl games in the previous decade, cementing the Tigers as one of college football's elite programs. LSU has appeared in 13 Sugar Bowls, second-most of any team in America.

INDIVIDUAL RECORDS

RUSHING ATTEMPTS

1.	34	Rondell Mealey (222 yards)	1997 Independence vs. Notre Dame
2.	31	Charles Alexander (197 yards)	1977 Sun vs. Stanford
3.	29	Nick Brossette (117 yards)	2019 Fiesta vs. UCF
	29	Leonard Fournette (212 yards)	2015 Texas vs. Texas Tech
5.	28	Jeremy Hill (216 yards)	2014 Outback vs. Iowa
	28	Domanick Davis (122 yards)	2002 Sugar vs. Illinois

RUSHING YARDS

1.	234	Kevin Faulk (25 att.)	1995 Independence vs. Michigan State
2.	222	Rondell Mealey (34 att.)	1997 Independence vs. Notre Dame
3.	216	Jeremy Hill (28 att.)	2014 Outback vs. Iowa
4.	212	Leonard Fournette (29 att.)	2015 Texas Bowl vs. Texas Tech
5.	197	Charles Alexander (31 att.)	1977 Sun vs. Stanford

RUSHING TOUCHDOWNS

1.	4	Leonard Fournette (29-212)	2015 Texas vs. Texas Tech
	4	Domanick Davis (28-122)	2002 Sugar vs. Illinois
3.	3	Charles Scott (15-65)	2008 Chick-fil-A vs. Georgia Tech
4.	2	10 Times Last: Leonard Fournette (11-143)	2014 Music City vs. Notre Dame

YARDS PER RUSH (MIN. 100 YARDS)

(MIN. 10 RUSHES)

1.	13.0	Leonard Fournette (11-143)	2014 Music City vs. Notre Dame
2.	10.3	Jeremy Hill (12-124)	2012 Chick-Fil-A vs. Clemson
3.	10.2	Spencer Ware (10-102)	2011 Cotton vs. Texas A&M

(MIN. 15 RUSHES)

1.	9.4	Kevin Faulk (25-234)	1995 Independence vs. Michigan State
2.	7.3	Leonard Fournette (29-212)	2015 Texas vs. Texas Tech
	7.3	Justin Vincent (16-117)	2004 Sugar/BCS Champ vs. Oklahoma

(MIN. 30 RUSHES)

1.	6.5	Rondell Mealey (34-222)	1997 Independence vs. Notre Dame

LONGEST RUSH

1.	89	Leonard Fournette (TD)	2014 Music City vs. Notre Dame
2.	79	D.J. Chark (TD)	2015 Texas vs. Texas Tech
3.	78	Rondell Mealey	1997 Independence vs. Notre Dame
4.	76	Marcus Randall	2003 Cotton vs. Texas
5.	74	Alley Broussard (TD)	2005 Capital One vs. Iowa

PASSING ATTEMPTS

1.	53	Rohan Davey (31 comp., 444 yards)	2002 Sugar vs. Illinois
2.	45	Marcus Randall (19 comp., 193 yards)	2003 Cotton vs. Texas
3.	**39**	**Joe Burrow (29 comp., 493 yards)**	**2019 Peach/CFP Semifinal vs. Oklahoma**
4.	37	Jeff Wickersham (20 comp., 221 yards)	1985 Sugar vs. Nebraska
5.	**34**	**Joe Burrow (21 comp., 394 yards)**	**2019 Fiesta vs. UCF**
	34	JaMarcus Russell (21 comp., 332 yards)	2007 Sugar vs. Notre Dame

PASSING COMPLETIONS

1.	31	Rohan Davey (53 atts., 444 yards)	2002 Sugar vs. Illinois
2.	**29**	**Joe Burrow (39 atts., 493 yards)**	**2019 Peach/CFP Semifinal vs. Oklahoma**
3.	**21**	**Joe Burrow (34 atts., 394 yards)**	**2019 Fiesta vs. UCF**
	21	JaMarcus Russell (34 atts., 332 yards)	2007 Sugar vs. Notre Dame
5.	20	Tommy Hodson (32 atts., 224 yards)	1987 Gator vs. South Carolina
	20	Jeff Wickersham (37 atts., 221 yards)	1985 Sugar vs. Nebraska

COMPLETION PERCENTAGE

(MIN. 10 ATTS.)

1.	80.0	JaMarcus Russell (12-15, 128 yards)	2005 Capital One vs. Iowa

(MIN. 20 ATTS.)

1.	**74.4**	**Joe Burrow (29-39, 493 yards)**	**2019 Peach/CFP Semifinal vs. Oklahoma**

(MIN. 30 ATTS.)

1.	**74.4**	**Joe Burrow (29-39, 493 yards)**	**2019 Peach/CFP Semifinal vs. Oklahoma**

PASSING YARDS

1.	**493**	**Joe Burrow (29-39)**	**2019 Peach/CFP Semifinal vs. Oklahoma**
2.	444	Rohan Davey (31-53)	2002 Sugar vs. Illinois
3.	**394**	**Joe Burrow (21-34)**	**2019 Fiesta vs. UCF**
4.	332	JaMarcus Russell (21-34)	2007 Sugar vs. Notre Dame
5.	261	Brandon Harris (14-23)	2015 Texas vs. Texas Tech

PASSING TOUCHDOWNS

1.	**7**	**Joe Burrow (29-39, 493 yards)**	**2019 Peach/CFP Semifinal vs. Oklahoma**
2.	**4**	**Joe Burrow (21-34, 394 yards)**	**2019 Fiesta vs. UCF**
	4	Matt Flynn (19-27, 174 yards)	2008 BCS Title Game vs. Ohio State
4.	3	Jordan Jefferson (31-53, 444 yards)	2011 Cotton vs. Texas A&M
	3	Rohan Davey (31-53, 444 yards)	2002 Sugar vs. Illinois
	3	Rohan Davey (17-25, 174 yards)	2000 Peach vs. Georgia Tech
	3	Tommy Hodson (20-32, 224 yards)	1987 Gator vs. South Carolina
	3	Bert Jones (12-18, 227 yards)	1971 Sun vs. Iowa State

PASSES INTERCEPTED

1.	4	Jeff Wickersham	1985 Sugar • Nebraska

CATCHES

1.	**14**	**Justin Jefferson (227 yards)**	**2019 Peach/CFP Semifinal vs. Oklahoma**
	14	Josh Reed (239 yards)	2002 Sugar vs. Illinois
3.	9	Josh Reed (96 yards)	2000 Peach vs. Georgia Tech
	9	Wendell Davis (132 yards)	1987 Gator vs. South Carolina
	9	Andy Hamilton (146 yards)	1971 Orange vs. Nebraska

RECEIVING YARDS

1.	239	Josh Reed (14 catches)	2002 Sugar vs. Illinois
2.	**227**	**Justin Jefferson (14 catches)**	**2019 Peach/CFP Semifinal vs. Oklahoma**
3.	165	Andy Hamilton (6 catches)	1971 Sun vs. Iowa State
4.	146	Andy Hamilton (9 catches)	1971 Orange vs. Nebraska
5.	139	Malachi Dupre (7 catches)	2016 Citrus Bowl vs. Louisville

RECEIVING TOUCHDOWNS

1.	**4**	**Justin Jefferson (14-227)**	**2019 Peach/CFP Semifinal vs. Oklahoma**
2.	3	Wendell Davis (9-132)	1987 Gator vs. South Carolina
	3	Terrence Tolliver (5-112)	2011 Cotton vs. Texas A&M
4.	**2**	**Seven Times Last: Terrace Marshall Jr.**	**2019 Peach/CFP Semifinal vs. Oklahoma**

LONGEST PASS PLAY

1.	77	Bert Jones to Andy Hamilton	1971 Sun vs. Iowa State

TOTAL OFFENSE • ATTEMPTS

1.	56	Marcus Randall (271 Passing yards)	2003 Cotton vs. Texas

TOTAL OFFENSE • YARDS

1.	**514**	**Joe Burrow (493 pass, 21 rush)**	**2019 Peach/CFP Semifinal vs. Oklahoma**

TOTAL OFFENSE • ALL PURPOSE YARDS

1.	271	Kevin Faulk (234 rush, 4 rec., 33 return)	1995 Independence vs. Michigan State

SCORING • POINTS/TOUCHDOWNS

1.	30	Leonard Fournette (5 TDs)	2015 Texas vs Texas Tech

SCORING • KICKING POINTS

1.	16	Cole Tracey (4 FGs, 4 PATs)	2019 Fiesta vs. UCF

SCORING • EXTRA POINTS

1.	**9**	**Cade York**	**2019 Peach/CFP Semifinal vs. Oklahoma**

SCORING • FIELD GOALS

1.	4	Cole Tracy	2019 Fiesta • vs. UCF

LONGEST FIELD GOAL

1.	53	Colt David	2008 Chick-fil-A • vs. Georgia Tech

TACKLES

1.	19	Kevin Minter	2012 Chick-fil-A • vs. Clemson

INTERCEPTIONS

1.	2	Greg Jackson	1987 Gator • vs. South Carolina
1.	2	Liffort Hobley	1985 Sugar • vs. Nebraska
1.	2	Al Coffee	1971 Orange • vs. Nebraska
1.	2	Benny Griffin	1968 Sugar • vs. Wyoming

INTERCEPTION YARDS

1.	91	Greg Jackson	1987 Gator • vs. South Carolina

LONGEST INTERCEPTION RETURN

1.	48	Greg Jackson	1987 Gator • vs. South Carolina

PUNT RETURNS

1.	6	Tre'Davious White	2015 Texas • vs. Texas Tech

PUNT RETURN YARDS

1.	79	Norman Jefferson	1985 Liberty • vs. Baylor

LONGEST PUNT RETURN

1.	79	Norman Jefferson	1985 Liberty • vs. Baylor

KICKOFF RETURNS

1.	5	Morris Claiborne	2012 BCS Title • vs. Alabama
	5	Harvey Williams	1987 Sugar • vs. Nebraska

KICKOFF RETURN YARDS

1.	138	Harvey Williams	1987 Sugar • vs. Nebraska

LONGEST KICKOFF RETURN

1.	100	Leonard Fournette	2014 Music City • vs. Notre Dame

PUNTS

1.	10	Jamie Keehn	2014 Outback • vs. Iowa

PUNTING AVERAGE

1.	56.7	Patrick Fisher	2008 BCS Title • vs. Ohio State

LONGEST PUNT

1.	65	Donnie Jones	2003 Cotton • vs. Texas

LSU Bowl History & Records

TEAM RECORDS

First Downs	32	2019 Fiesta • vs. UCF
	32	2002 Sugar • vs. Illinois
Rushing Attempts	63	1977 Sun • vs. Stanford (332 yards)
Rushing Yards	337	2015 Texas • vs. Texas Tech (39 att.)
Avg. Per Rush	9.7	2015 Texas • vs. Texas Tech (39-377)
Rushing Touchdowns	7	2015 Texas • vs. Texas Tech
Passes Attempted	53	2002 Sugar • vs. Illinois (31 comp.)
Passes Completed	32	2019 Peach • vs. Oklahoma (42 att.)
Completion Percentage	.762	2019 Peach • vs. Oklahoma (32-of-42)
Passing Yards	532	2019 Peach • vs. Oklahoma (32-of-42)
Passes Had Intercepted	5	1985 Sugar • vs. Nebraska
Touchdown Passes	7	2019 Peach • vs. Oklahoma
Total Offense Attempts	97	2002 Sugar • vs. Illinois (595 yards)
Total Offense Yards	692	2019 Peach • vs. Oklahoma (32-of-42) (74 plays)
Avg. Gain per Play	10.3	2015 Texas • vs. Texas Tech (62-638)
Fumbles Lost	4	1968 Peach • vs. Florida State
	4	1950 Sugar • vs. Oklahoma
Total Turnovers	8	1950 Sugar • vs. Oklahoma (4 fumbles, 4 interceptions)
Points in a Quarter	28	2019 Peach • vs. Oklahoma (2nd quarter)
	28	2008 Chick-fil-a • vs. Georgia Tech (2nd quarter)
Points in a Half	49	2019 Peach • vs. Oklahoma (1st half)
Fewest Rushing Yards	-15	1960 Sugar • vs. Ole Miss (32 att.)
Fewest Passing Yards	13	1963 Bluebonnet • vs. Baylor (1-of-5)
Fewest Pass Attempts	5	1963 Bluebonnet • vs. Baylor (1 comp.)
Fewest Passes Completed	1	1963 Bluebonnet • vs. Baylor (5 att.)
Fewest Total Yards	74	1960 Sugar • vs. Ole Miss (-15 rush, 74 pass)
Most Points	63	2019 Peach • vs. Oklahoma
Fewest Points	0	1938 Sugar • vs. Santa Clara; 1947 Cotton • vs. Arkansas
		1950 Sugar • vs. Oklahoma; 1960 Sugar • vs. Ole Miss
		2012 BCS Title Game • vs. Alabama

COMBINED (LSU AND OPPONENT)

Most Points	91	2019 Peach • vs. Oklahoma (LSU 63, Oklahoma 28)
Fewest Points	0	1947 Cotton • vs. Arkansas (LSU 0, Arkansas 0)
Most Total Yards	1,037	2015 Texas • vs. Texas Tech (LSU 638, Illinois 399)
Fewest Total Yards	248	1938 Sugar • vs. Santa Clara (LSU 158, Santa Clara 90)
Largest Margin of Victory	37	2005 Peach • vs. Miami (LSU 40, Miami 3)

BCS NATIONAL CHAMPIONSHIP GAME (2-1)

OPPONENT	SCORE	DATE	LSU GAME MVP
vs. Oklahoma *	W, 21-14	Jan. 4, 2004	Justin Vincent, RB
vs. Ohio State	W, 38-24	Jan. 7, 2008	Matt Flynn, QB; Ricky Jean-Francois, DT
vs. Alabama	L, 21-0	Jan. 9, 2012	

* Also listed under Sugar Bowl

BLUEBONNET (0-2) (FORMERLY ASTRO BLUEBONNET)

OPPONENT	SCORE	DATE
vs. Baylor	L, 14-7	Dec. 21, 1963
vs. Tennessee	L, 24-17	Dec. 30, 1972

CITRUS BOWL PRESENTED BY VRBO (2-3) (FORMERLY TANGERINE; FLORIDA CITRUS; CAPITAL ONE, BUFFALO WILD WINGS, OVERTON'S)

OPPONENT	SCORE	DATE	LSU GAME MVP
vs. Wake Forest	W, 34-10	Dec. 22, 1979	David Woodley, QB
vs. Iowa	L, 30-25	Jan. 1, 2005	
vs. Penn State	L, 19-17	Jan. 1, 2010	
vs. Louisville	W, 29-9	Dec. 31, 2016	Derrius Guice, RB
vs. Notre Dame	L, 21-17	Jan. 1, 2018	

CHICK-FIL-A PEACH (6-1)

OPPONENT	SCORE	DATE	LSU GAME MVP
vs. Florida State	W, 31-27	Dec. 30, 1968	Mike Hillman, QB; Buddy Millican, DE
vs. Clemson	W, 10-7	Dec. 28, 1996	Herb Tyler, QB; Anthony McFarland, DT
vs. Georgia Tech	W, 28-14	Dec. 29, 2000	Rohan Davey, QB; Bradie James, LB
vs. Miami (Fla.)	W, 40-3	Dec. 30, 2005	Matt Flynn, QB; Melvin Oliver, DE
vs. Georgia Tech	W, 38-3	Dec. 31, 2008	Jordan Jefferson, QB; Perry Riley, LB
vs. Clemson	L, 25-24	Dec. 31, 2012	Kevin Minter, LB
vs. Oklahoma	W, 63-28	Dec. 28, 2019	Joe Burrow, QB; K'Lavon Chaisson, LB

COTTON (3-1-1)

OPPONENT	SCORE	DATE	LSU GAME MVP
vs. Arkansas	T, 0-0	Jan. 1, 1947	Y.A. Tittle, QB
vs. Texas	W, 13-0	Jan. 1, 1963	Lynn Amedee, QB
vs. Arkansas	W, 14-7	Jan. 1, 1966	Joe LaBruzzo, RB; David McCormick, T
vs. Texas	L, 35-20	Jan. 1, 2003	
vs. Texas A&M	W, 41-24	Jan. 7, 2011	Terrence Toliver, WR; Tyrann Mathieu, DB

FIESTA (1-0)

OPPONENT	SCORE	DATE	LSU GAME MVP
vs. UCF	W, 40-32	Jan. 1, 2019	Joe Burrow, QB; Rashard Lawrence, DT

GATOR (1-0)

OPPONENT	SCORE	DATE	LSU GAME MVP
vs. South Carolina	W, 30-13	Dec. 31, 1987	Wendell Davis, WR

INDEPENDENCE (2-0)

OPPONENT	SCORE	DATE	LSU GAME MVP
vs. Michigan State	W, 45-26	Dec. 29, 1995	Kevin Faulk, RB; Gabe Northern, DE
vs. Notre Dame	W, 27-9	Dec. 28, 1997	Rondell Mealey, RB; Arnold Miller, DE

LIBERTY (0-2)

OPPONENT	SCORE	DATE
vs. Missouri	L, 20-15	Dec. 23, 1978
vs. Baylor	L, 21-7	Dec. 27, 1985

MUSIC CITY (0-1)

OPPONENT	SCORE	DATE
vs. Notre Dame	L, 31-28	Dec. 30, 2014

ORANGE (2-3)

OPPONENT	SCORE	DATE
vs. Texas A&M	W, 19-14	Jan. 1, 1944
vs. Colorado	W, 25-7	Jan. 1, 1962
vs. Nebraska	L, 17-12	Jan. 1, 1971
vs. Penn State	L, 16-9	Jan. 1, 1974
vs. Nebraska	L, 21-20	Jan. 1, 1983

OUTBACK (1-1) (FORMERLY HALL OF FAME)

OPPONENT	SCORE	DATE	LSU GAME MVP
vs. Syracuse	L, 23-10	Jan. 2, 1989	
vs. Iowa	W, 21-14	Jan. 1, 2014	Jeremy Hill, RB

SUGAR (6-7)

OPPONENT	SCORE	DATE	LSU GAME MVP
vs. TCU	L, 3-2	Jan. 1, 1936	
vs. Santa Clara	L, 21-14	Jan. 1, 1937	
vs. Santa Clara	L, 6-0	Jan. 1, 1938	
vs. Oklahoma	L, 35-0	Jan. 1, 1950	
vs. Clemson	W, 7-0	Jan. 1, 1959	Billy Cannon, RB
vs. Ole Miss	L, 21-0	Jan. 1, 1960	
vs. Syracuse	W, 13-10	Jan. 1, 1965	Doug Moreau, FL
vs. Wyoming	W, 20-13	Jan. 1, 1968	Glenn Smith, HB
vs. Nebraska	L, 28-10	Jan. 1, 1985	
vs. Nebraska	L, 30-15	Jan. 1, 1987	
vs. Illinois	W, 47-34	Jan. 1, 2002	Rohan Davey, QB
vs. Oklahoma	W, 21-14	Jan. 4, 2004	Justin Vincent, RB
vs. Notre Dame	W, 41-14	Jan. 3, 2007	JaMarcus Russell, QB

SUN (1-1)

OPPONENT	SCORE	DATE	LSU GAME MVP
vs. Iowa State	W, 33-15	Dec. 18, 1971	Bert Jones, QB
vs. Stanford	L, 24-14	Dec. 31, 1977	Charles Alexander, RB

TEXAS (1-0)

OPPONENT	SCORE	DATE	LSU GAME MVP
vs. Texas Tech	W, 56-27	Dec. 29, 2015	Leonard Fournette, RB

LSU's National Championship Teams - 1958





The legendary 1958 team compiled LSU's first perfect season since 1908 and became the first squad in school history to win the national title. Led by All-American Billy Cannon and coach Paul Dietzel's three-platoon system, the Tigers completed the unblemished season with a 7-0 shutout of Clemson in the Sugar Bowl.

STATISTICAL LEADERS

RUSHING

PLAYER	ATT.	YDS.	TD
Billy Cannon	115	686	11
Johnny Robinson	86	480	7

PASSING

PLAYER	ATT.	COMP.	YDS.	INT.	TD
Warren Rabb	90	45	591	5	8
Durel Matherne	38	9	160	4	3

RECEIVING

PLAYER	REC.	YDS.	TD
Johnny Robinson	16	235	3
Billy Cannon	9	162	1







1958 SQUAD

WHITE TEAM

LE	85 Billy Hendrix	6-0	185	Rayville, La.
LT	70 Lynn LeBlanc	6-2	201	Crowley, La.
LG	64 Larry Kahlden	6-1	210	Weimar, Texas
C	51 Max Fugler	6-1	203	Ferriday, La.
RG	67 Ed McCreedy	6-1	195	Biloxi, Miss.
RT	72 Charles "Bo" Strange	6-1	202	Baton Rouge, La.
RE	86 Mickey Mangham	6-1	192	Kensington, Md.
QB	12 Warren Rabb	6-0	190	Baton Rouge, La.
LH	20 Billy Cannon	6-1	204	Baton Rouge, La.
RH	34 Johnny Robinson	6-0	185	Baton Rouge, La.
FB	40 J.W. Brodnax	6-0	202	Bastrop, La.

GO TEAM

LE	83 Scott McClain	6-2	180	Smackover, Ark.
LT	74 Dave McCarty	6-2	200	Rayville, La.
LG	63 Al Dampier	6-1	201	Clayton, La.
C	50 Bobby Greenwood	5-10	195	Lake Charles, La.
RG	66 Mike Stupka	6-0	205	Bogalusa, La.
RT	73 Jack Frayer	6-2	210	Toledo, Ohio
RE	82 Don Norwood	6-3	202	Baton Rouge, La.
QB	16 Durel Matherne	5-11	188	Lutcher, La.
LH	23 Don Purvis	5-7	160	Crystal Springs, Miss.
RH	33 Donnie Daye	5-10	184	Ferriday, La.
FB	44 Tommy Davis	6-0	204	Shreveport, La.

CHINESE BANDITS

CB	80 Andy Bourgeois	5-10	174	New Orleans, La.
LE	75 Mel Branch	6-1	210	DeRidder, La.
LT	65 Emile Fournet	5-11	195	Bogalusa, La.
LB	53 John Langan	6-3	183	Carbondale, Ill.
RG	61 Tommy Lott	5-9	188	Texarkana, Ark.
RT	71 Duane Leopard	6-2	205	Baton Rouge, La.
RE	81 Gaynell Kinchen	6-3	196	Baton Rouge, La.
S	10 Darryl Jenkins	6-1	163	Franklinton, La.
S	32 Lee Roberts	6-0	172	N. Little Rock, Ark.
CB	22 Hart Bourque	5-8	165	Gonzales, La.
LB	43 Merle Schexnaildre	5-9	182	Houma, La.
T	77 Carroll Bergeron	6-0	215	Houma, La.

1958 SEASON

OVERALL RECORD: 11-0; SEC RECORD 6-0

Sept. 20	at Rice	W, 26-6
Sept. 27	at Alabama	W, 13-3
Oct. 4	Hardin-Simmons	W, 20-6
Oct. 10	at Miami (Fla.)	W, 41-0
Oct. 18	Kentucky	W, 32-7
Oct. 25	Florida	W, 10-7
Nov. 1	Ole Miss	W, 14-0
Nov. 8	Duke	W, 50-18
Nov. 15	at Mississippi State	W, 7-6
Nov. 22	at Tulane	W, 62-0
SUGAR BOWL • NEW ORLEANS, LA.		
Jan. 1	Clemson	W, 7-0

1958 COACHING STAFF

Head Coach: Paul Dietzel
Chief Assistant/Defensive Line: Charles McClendon
Offensive Backfield: Carl Maddox
Offensive Line: William (Bill) Peterson
Offensive Backfield: George J. Terry
Ends: Abner Wimberly
Freshmen: Clarence M. (Pop) Strange
Line Assistant and Scouting: Raymond Didier



LSU's National Championship Teams - 2003





In 2003, LSU set a school record for single-season victories with 13 en route to defeating Oklahoma in the BCS Championship Game for the program's second national title. Four Tigers earned first-team All-America honors and LSU boasted the nation's No. 1 defense, allowing only 11.0 points and 252 yards per game.

2003 SEASON

OVERALL RECORD: 13-1; SEC RECORD 7-1

Aug. 30	Louisiana-Monroe	W, 49-7
Sept. 6	at Arizona	W, 59-13
Sept. 13	Western Illinois	W, 35-7
Sept. 20	Georgia	W, 17-10
Sept. 27	at Miss. State	W, 41-6
Oct. 11	Florida	L, 7-19
Oct. 18	at South Carolina	W, 33-7
Oct. 25	Auburn	W, 31-7
Nov. 1	Louisiana Tech	W, 49-10
Nov. 15	at Alabama	W, 27-3
Nov. 22	at Ole Miss	W, 17-14
Nov. 28	Arkansas	W, 55-24
SEC CHAMPIONSHIP GAME • ATLANTA, GA.		
Dec. 6	Georgia	W, 34-13
SUGAR BOWL • NEW ORLEANS, LA.		
Jan. 4	Oklahoma	W, 21-14

2003 COACHING STAFF

Head Coach: Nick Saban
Assistant Head Coach/Linebackers: Kirk Doll
Special Teams Coordinator/Running Backs: Derek Dooley
Offensive Coordinator/Quarterbacks: Jimbo Fisher
Associate Head Coach/Wide Receivers: Stan Hixon
Defensive Line: Travis Jones
Defensive Coordinator: Will Muschamp
Offensive Line: Stacy Searels
Assistant Head Coach/Tight Ends/Recruiting Coordinator: Lance Thompson
Defensive Backs: Tim Walton
Administrative Assistant: Sam Nader



2003 SQUAD

OFFENSE

WR	9 Devery Henderson	6-0	190	Opelousas, La.
LT	76 Andrew Whitworth	6-7	325	West Monroe, La.
LG	71 Nate Livings	6-5	313	Lake Charles, La.
C	55 Ben Wilkerson	6-4	296	Hemphill, Texas
RG	72 Stephen Peterman	6-4	321	Waveland, Miss.
RT	60 Rodney Reed	6-4	287	West Monroe, La.
TE	82 David Jones	6-4	259	Silver Springs, Md.
TE	47 Eric Edwards	6-5	244	Monroe, La.
WR	14 Michael Clayton	6-4	200	Baton Rouge, La.
WR	5 Skyler Green	5-9	190	Westwego, La.
QB	18 Matt Mauck	6-2	213	Jasper, Ind.
RB	25 Justin Vincent	5-10	208	Lake Charles, La.
FB	44 Kevin Steltz	5-9	243	New Orleans, La.

DEFENSE

LE	84 Marcus Spears	6-4	297	Baton Rouge, La.
LT	95 Kyle Williams	6-3	288	Ruston, La.
RT	93 Chad Lavalais	6-3	292	Marksville, La.
RE	94 Marquise Hill	6-7	295	New Orleans, La.
LB	27 Eric Alexander	6-3	223	Port Arthur, Texas
LB	58 Lionel Turner	6-2	257	Walker, La.
LB	46 Cameron Vaughn	6-4	220	Terrytown, La.
LCB	13 Corey Webster	6-0	201	Vacherie, La.
SS	8 Jack Hunt	6-1	197	Ruston, La.
FS	30 LaRon Landry	6-2	180	Ama, La.
RCB	29 Travis Daniels	6-1	187	Hollywood, Fla.

SPECIAL TEAMS

P	80 Donnie Jones	6-3	217	Baton Rouge, La.
PK	41 Chris Jackson	5-11	179	New Orleans, La.
PK	39 Ryan Gaudet	5-6	155	New Orleans, La.
HOLD	87 Blain Bech	6-1	179	Slidell, La.
SNAP	70 Gant Petty	6-0	205	Baton Rouge, La.
PR	5 Skyler Green	5-9	190	Westwego, La.
KR	9 Devery Henderson	6-0	190	Opelousas, La.

STATISTICAL LEADERS

RUSHING

PLAYER	ATT.	YDS.	TD
Justin Vincent	154	1,001	10
Joseph Addai	114	520	2

PASSING

PLAYER	ATT.	COMP.	YDS.	INT.	TD
Matt Mauck	358	229	2,825	14	28
Marcus Randall	40	25	403	1	2

RECEIVING

PLAYER	REC.	YDS.	TD
Michael Clayton	78	1,079	10
Devery Henderson	53	861	11







LSU's National Championship Teams - 2007





Third-year LSU head coach Les Miles guided the Tigers to their third national title that culminated with a 38-24 win over Ohio State in the BCS Championship Game in New Orleans. Defensive tackle Glenn Dorsey became the most decorated defender in school history as the consensus national defensive player of the year.

STATISTICAL LEADERS

RUSHING

PLAYER	ATT.	YDS.	TD
Jacob Hester	225	1,103	12
Keiland Williams	70	478	6

PASSING

PLAYER	ATT.	COMP.	YDS.	INT.	TD
Matt Flynn	359	202	2,407	11	21
Ryan Perrilloux	75	51	694	2	8

RECEIVING

PLAYER	REC.	YDS.	TD
Brandon LaFell	50	656	4
Demetrius Byrd	35	621	7
Early Doucet	57	525	5







2007 SQUAD

OFFENSE

WR	1 Brandon LaFell	6-3	205	Houston, Texas
LT	70 Ciron Black	6-5	320	Tyler, Texas
LG	79 Herman Johnson	6-7	356	Olla, La.
C	74 Brett Helms	6-2	270	Stuttgart, Ark.
RG	65 Lyle Hitt	6-2	299	Baton Rouge, La.
RT	71 Carnell Stewart	6-5	320	River Ridge, La.
TE	82 Richard Dickson	6-3	235	Ocean Springs, Miss.
WR	9 Early Doucet	6-0	207	St. Martinville, La.
WR	2 Demetrius Byrd	6-2	195	Miami, Fla.
QB	15 Matt Flynn	6-3	227	Tyler, Texas
RB	18 Jacob Hester	6-0	228	Shreveport, La.
RB	5 Keiland Williams	6-0	226	Lafayette, La.
RB	8 Trindon Holliday	5-5	160	Zachary, La.
FB	45 Quinn Johnson	6-2	238	Edgard, La.
FB	40 Shawn Jordan	5-11	254	El Paso, Texas

DEFENSE

LE	93 Tyson Jackson	6-5	291	Edgard, La.
LT	72 Glenn Dorsey	6-2	303	Gonzales, La.
RT	99 Marlon Favorite	6-1	302	Harvey, La.
RE	49 Kirston Pittman	6-4	252	Garyville, La.
LB	35 Luke Sanders	6-5	242	West Monroe, La.
LB	48 Darry Beckwith	6-1	230	Baton Rouge, La.
LB	7 Ali Highsmith	6-1	223	Miami, Fla.
LCB	19 Jonathan Zenon	6-0	180	Breaux Bridge, La.
SS	16 Craig Steltz	6-2	209	New Orleans, La.
FS	27 Curtis Taylor	6-3	204	Franklinton, La.
RCB	21 Chevis Jackson	6-0	184	Mobile, Ala.

SPECIAL TEAMS

PK	6 Colt David	5-9	173	Grapevine, Texas
P	36 Patrick Fisher	6-5	253	Hyattsville, Md.
SNAP	51 Jacob O'Hair	6-2	237	Rancho Cucamonga, Calif.
HOLD	15 Matt Flynn	6-3	227	Tyler, Texas
KR	8 Trindon Holliday	5-5	159	Zachary, La.
PR	3 Chad Jones	6-3	218	Baton Rouge, La.

2007 SEASON

OVERALL RECORD: 12-2; SEC RECORD: 6-2

Aug. 30	at Mississippi State	W, 45-0
Sept. 8	#9/9 Virginia Tech	W, 48-7
Sept. 15	Middle Tennessee	W, 44-0
Sept. 22	#12/14 South Carolina	W, 28-16
Sept. 29	at Tulane	W, 34-9
Oct. 6	#7/9 Florida	W, 28-24
Oct. 13	at #17/18 Kentucky	L, 43-37 (3OT)
Oct. 20	#18/19 Auburn	W, 30-24
Nov. 3	at #17/18 Alabama	W, 41-34
Nov. 10	Louisiana Tech	W, 58-10
Nov. 17	at Ole Miss	W, 41-24
Nov. 23	Arkansas	L, 50-48 (3OT)
SEC CHAMPIONSHIP GAME • ATLANTA, GA.		
Dec. 1	#14/15 Tennessee	W, 21-14
BCS NATIONAL CHAMPIONSHIP GAME • NEW ORLEANS, LA.		
Jan. 7	#1/1 Ohio State	W, 38-24

2007 COACHING STAFF

Head Coach: Les Miles
Offensive Coordinator: Gary Crowton
Tight Ends/Recruiting Coordinator: Josh Henson
Defensive Line: Earl Lane
Defensive Backs: Doug Mallory
Wide Receivers: D.J. McCarthy
Defensive Coordinator: Bo Pelini
Special Teams Coordinator/Linebackers: Bradley Dale Peveto
Running Backs: Larry Porter
Offensive Line: Greg Studrawa
Coordinator High School Relations: Charles Baglio
Assistant AD/Football Administration: Mack Butler
Assistant AD/Football Operations: Sam Nader



LSU GAME-BY-GAME STARTERS

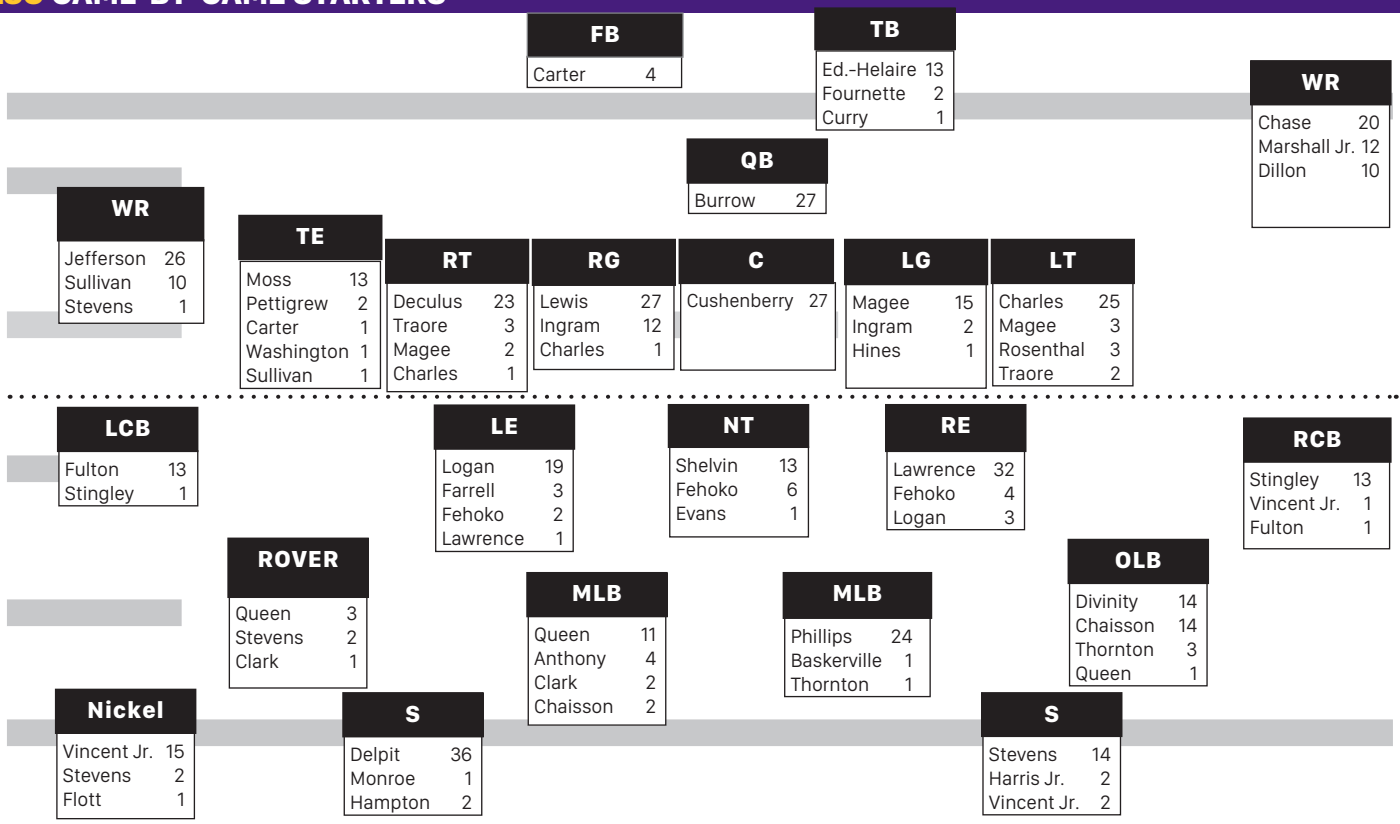

(Games Played/Starts)	'16	'17	'18	'19	Total	Consecutive Starts
Andre Anthony, LB	--	--	13/3	9/2	22/5	-
Avery Atkins, PK	--	--	13/0	13/0	26/0	-
Micah Baskerville, LB	--	--	8/1	11/0	19/1	-
Anthony Bradford, OL	--	--	--	3/0	3/0	-
Myles Brennan, QB	--	6/0	1/0	9/0	16/0	-
Marcel Brooks, S	--	--	--	10/0	10/0	-
Colby Brunet, WR	--	--	9/0	8/0	17/0	-
Joe Burrow, QB	--	--	13/13	14/14	27/27	27
Donavaughn Campbell, OL	4/0	1/0	3/1	7/0	15/1	-
Tory Carter, FB	--	12/1	12/4	9/0	33/5	-
Ja'Marr Chase, WR	--	--	13/7	13/13	26/20	11
K'Lavon Chaisson, LB	--	12/3	1/1	11/11	24/15	10
Saahdiq Charles, OL	--	13/9	10/10	8/8	31/27	3
Damone Clark, LB	--	--	13/0	14/3	27/3	-
Jarell Cherry, LB	--	--	1/0	3/0	4/0	-
Lloyd Cole, CB	--	--	--	13/0	13/0	-
Cade Comeaux, DB	--	--	--	3/0	3/0	-
Davin Cotton, DT	--	--	2/0	--	2/0	-
Chris Curry, RB	--	--	4/0	12/1	16/1	1
Lloyd Cushenberry II, C	--	11/0	13/13	14/14	38/27	27
Tyrion Davis-Price, RB	--	--	--	13/0	13/0	-
Austin Deculus, OL	--	13/0	13/12	12/12	38/24	3
Grant Delpit S	--	13/10	13/13	12/12	38/35	3
Derrick Dillon, WR	8/0	13/3	13/5	12/3	46/11	-
Michael Divinity Jr., LB	9/0	11/1	12/11	5/3	37/15	-
Clyde Edwards-Helaire, RB	--	13/0	13/0	14/13	40/13	-
John Emery Jr., RB	--	--	--	10/0	10/0	-
Joseph Evans, DL	--	--	--	3/1	3/1	-
Neil Farrel Jr., DE	--	5/0	10/0	13/3	28/3	-
Breiden Fehoko, DL	--	--	8/8	13/4	21/12	-
Blake Ferguson, SNP	2/0	13/0	13/0	13/0	41/0	-
Cordale Flott, CB	--	--	--	12/0	12/0	-
Lanard Fournette, RB	3/0	5/0	13/2	4/0	25/2	-
Soni Fonua	--	--	--	3/0	3/0	-
Evan Francioni, WR	--	--	--	4/0	4/0	-
Kristian Fulton, DB	3/0	--	10/10	14/14	27/24	14
Maurice Hampton Jr., S	--	--	--	10/2	10/2	1
Todd Harris Jr., S	--	13/0	11/1	3/1	27/2	-
Chasen Hines, OL	--	--	8/1	10/0	18/1	-
Brandon Hubicz, TE	--	--	--	2/0	2/0	-
Siaki Ika, DT	--	--	--	10/0	10/0	-
Ed Ingram, OG	--	13/12	--	9/2	22/14	-
Justin Jefferson, WR	--	6/0	13/12	14/14	33/26	19
Jaray Jenkins, WR	--	--	--	6/0	6/0	-
Nelson Jenkins, DT	--	--	1/0	--	1/0	-

(Games Played/Starts)	'16	'17	'18	'19	Total	Consecutive Starts
Raydarious Jones, CB	--	--	--	4/0	4/0	-
Kenan Jones, WR	--	--	13/0	2/0	15/0	-
Jontre Kirklin, CB	--	12/0	12/0	12/0	36/0	-
Rashard Lawrence, DE	9/0	10/10	13/13	11/10	43/33	8
Devonta Lee, WR	--	--	--	12/0	12/0	-
Cameron Lewis, S	--	2/0	3/0	13/0	18/0	-
Damien Lewis, OG	--	--	13/13	14/14	27/27	27
Glen Logan, DE	--	12/2	13/10	11/10	36/22	8
Adrian Magee, OG	3/0	12/1	10/4	14/14	38/19	14
Terrace Marshall Jr., WR	--	--	13/1	11/11	26/12	7
Kendall McCallum, LB	--	--	--	2/0	2/0	-
TK McLendon, TE	--	--	--	3/0	3/0	-
Racey McMath, WR	--	2/0	12/0	12/0	26/0	-
Wesley McKoy, WR	--	--	1/0	--	1/0	-
Aaron Moffitt, TE	--	--	--	12/0	12/0	-
Eric Monroe, DB	1/0	13/1	4/0	10/0	28/1	-
Derian Moore, S	--	--	--	1/0	1/0	-
Travez Moore, LB	--	--	3/0	2/0	5/0	-
Thaddeus Moss, TE	--	--	--	13/13	13/13	11
Manny Netherly, DB	--	1/0	11/0	--	12/0	-
Trey Palmer, WR	--	--	--	9/0	9/0	-
Jamal Pettigrew, TE	--	13/2	--	13/0	26/2	-
Jacob Phillips, LB	--	12/0	12/11	14/14	38/25	14
Tae Provens, RB	--	--	2/0	--	2/0	-
Patrick Queen, LB	--	12/0	13/4	13/10	38/14	12
Dare Rosenthal, OT	--	--	--	3/2	3/2	-
Jakori Savage, OL	--	11/0	7/0	11/0	29/0	-
Tyler Shelvin, DT	--	--	6/0	14/13	20/13	11
Quentin Skinner, LS	--	--	--	1/0	1/0	-
Jared Small, LB	--	--	4/0	5/0	9/0	-
Carlton Smith, LB	--	--	--	7/0	7/0	-
Michael Smith, OL	--	--	--	1/0	1/0	-
Donte Starks, LB	--	--	--	3/0	3/0	-
JaCoby Stevens, S	--	6/1	11/4	14/14	31/19	19
Derek Singley Jr., CB	--	--	--	14/14	14/14	14
Stephen Sullivan, WR	8/0	13/8	13/1	12/2	46/11	-
Justin Thomas, DE	--	2/0	5/0	5/1	12/1	-
Ray Thornton, LB	--	6/2	12/2	12/0	30/4	-
Badara Traore, OT	--	--	13/2	11/3	24/5	-
Charles Turner, OL	--	--	--	2/0	2/0	-
Kary Vincent Jr., CB	--	11/3	13/7	13/8	37/18	-
Zach Von Rosenberg, P	--	11/0	13/0	12/0	36/0	-
Jay Ward, CB	--	--	--	11/0	11/0	-
Cameron Wire, OT	--	--	--	5/0	5/0	-
Cade York, K	--	--	--	13/0	13/0	-

GAME-BY-GAME PARTICIPATION

##	PLAYER	GP/GS	GS	TEXAS	NSU	VANDY	USU	UF	MSU	AUB	UA	OM	ARK	TAMU	SEC	BOWL
4	John Emery Jr.	10/-	XXX	...	XXX	XXX	XXX	XXX	XXX	...	...	XXX	XXX	XXX	...	XXX
14	Mo Hampton Jr.	12/2	XXX	...	XXX	XXX	XXX	XXX	XXX	XXX	XXX	...	START	XXX	XXX	START
22	Clyde Edwards-Helaire	14/13	START	START	START	START	START	START	START	START	START	START	START	START	START	XXX
46	Andre Anthony	9/2	XXX	XXX	START	START	XXX	...	...	...	...	XXX	XXX	XXX	...	XXX
32	Avery Atkins	14/-	XXX	XXX	XXX	XXX	XXX	XXX	XXX	XXX	XXX	XXX	XXX	XXX	XXX	XXX
23	Micah Baskerville	12/-	...	...	XXX	XXX	XXX	XXX	XXX	XXX	XXX	XXX	XXX	XXX	XXX	XXX
75	Anthony Bradford	3/-	...	...	XXX	XXX	...	...	...	...	...	...	XXX	...	...	...
15	Myles Brennan	10/-	XXX	...	XXX	XXX	XXX	...	XXX	...	...	XXX	XXX	XXX	XXX	XXX
9	Marcel Brooks	11/-	...	XXX	...	XXX	...	XXX	XXX	XXX	XXX	XXX	XXX	XXX	XXX	XXX
89	Colby Brunet	9/-	XXX	XXX	XXX	...	XXX	...	...	...	...	XXX	XXX	XXX	XXX	XXX
9	Joe Burrow	14/14	START	START	START	START	START	START	START	START	START	START	START	START	START	START
71	Donavaughn Campbell	7/-	XXX	...	XXX	XXX	...	...	...	...	...	XXX	XXX	XXX	...	XXX
44	Tory Carter	10/-	XXX	XXX	XXX	...	...	XXX	XXX	XXX	XXX	XXX	...	...	XXX	XXX
18	K'Lavon Chaisson	12/12	START	START	...	...	START	START	START	START	START	START	START	START	START	START
77	Saahdiq Charles	8/8	...	START	...	START	...	START	...	START	START	...	...	START	START	START
1	Ja'Marr Chase	13/13	START	START	...	START	START	START	START	START	START	START	START	START	START	START
55	Jarell Cherry	3/-	XXX	...	XXX	XXX	...	...	...	...	...	...	...	...	...	...
35	Damone Clark	14/3	START	XXX	START	XXX	XXX	XXX	XXX	XXX	XXX	XXX	XXX	XXX	START	XXX
3	Lloyd Cole	14/-	XXX	XXX	XXX	XXX	XXX	XXX	XXX	XXX	XXX	XXX	XXX	XXX	XXX	XXX
30	Cade Comeaux	3/-	...	...	XXX	...	...	...	...	...	...	...	XXX	XXX	...	...
2	Chris Curry	13/1	XXX	XXX	...	XXX	XXX	XXX	XXX	XXX	XXX	XXX	XXX	XXX	XXX	START
79	Lloyd Cushenberry	14/14	START	START	START	START	START	START	START	START	START	START	START	START	START	START
3	Ty Davis-Price	14/-	XXX	XXX	XXX	XXX	XXX	XXX	XXX	XXX	XXX	XXX	XXX	XXX	XXX	XXX
76	Austin Deculus	12/12	START	START	START	START	START	START	START	START	START	...	...	START	START	START
7	Grant Delpit	13/13	START	START	START	START	START	START	START	START	START	START	...	START	START	START
19	Derrick Dillon	13/3	XXX	XXX	START	XXX	START	START	XXX	XXX	XXX	...	XXX	XXX	XXX	XXX
45	Michael Divinity	5/3	...	START	...	START	...	XXX	XXX	START	...	...	...	...	...	...
94	Joseph Evans	4/1	XXX	...	XXX	START	XXX	...	...	...	...	...	...	...	...	...
92	Neil Farrell	14/3	XXX	XXX	START	XXX	START	START	XXX	XXX	XXX	XXX	XXX	XXX	XXX	XXX
4	Hunter Faust	1/-	...	...	XXX	...	...	...	...	...	...	...	...	...	...	...
91	Breiden Fehoko	14/4	XXX	XXX	START	START	START	START	XXX	XXX	XXX	XXX	XXX	XXX	XXX	XXX
48	Blake Ferguson	14/-	XXX	XXX	XXX	XXX	XXX	XXX	XXX	XXX	XXX	XXX	XXX	XXX	XXX	XXX
25	Cordale Flott	13/1	XXX	XXX	XXX	XXX	XXX	...	XXX	XXX	XXX	START	XXX	XXX	XXX	XXX
53	Soni Fonua	4/-	...	...	...	...	...	...	...	...	...	XXX	...	XXX	XXX	XXX
27	Lanard Fournette	4/-	XXX	XXX	XXX	XXX	...	...	...	...	...	...	...	...	...	...
87	Evan Francioni	5/-	...	...	XXX	...	XXX	XXX	...	...	...	...	XXX	XXX	...	...
1	Kristian Fulton	14/14	START	START	START	START	START	START	START	START	START	START	START	START	START	START
4	Todd Harris	3/1	START	XXX	XXX	...	...	...	...	...	...	...	...	...	...	...
57	Chasen Hines	10/-	XXX	...	XXX	XXX	XXX	...	XXX	XXX	...	XXX	XXX	XXX	...	XXX
82	Brandon Hubicz	2/-	...	...	XXX	...	...	...	...	XXX	...	...	...	...	...	...
62	Siaki Ika	12/-	XXX	...	XXX	...	XXX	XXX	XXX	XXX	XXX	XXX	XXX	XXX	XXX	XXX
70	Ed Ingram	10/2	...	...	...	...	XXX	XXX	XXX	XXX	XXX	START	START	XXX	XXX	XXX
2	Justin Jefferson	14/14	START	START	START	START	START	START	START	START	START	START	START	START	START	START
83	Jaray Jenkins	7/-	XXX	...	XXX	XXX	XXX	...	XXX	...	...	...	XXX	...	...	XXX
21	Kenan Jones	2/-	...	XXX	XXX	...	...	...	...	...	...	...	...	...	...	...
29	Ray Jones	4/-	XXX	...	XXX	XXX	XXX	...	...	...	...	...	...	...	...	...
13	Jontre Kirklin	13/-	XXX	XXX	XXX	XXX	XXX	...	XXX	XXX	XXX	XXX	XXX	XXX	XXX	XXX
90	Rashard Lawrence	11/10	START	START	...	...	...	XXX	START	START	START	START	START	START	START	START
5	Devonta Lee	12/-	XXX	XXX	XXX	...	XXX	XXX	XXX	XXX	XXX	XXX	XXX	XXX	...	XXX
31	Cameron Lewis	14/-	XXX	XXX	XXX	XXX	XXX	XXX	XXX	XXX	XXX	XXX	XXX	XXX	XXX	XXX
68	Damien Lewis	14/14	START	START	START	START	START	START	START	START	START	START	START	START	START	START
97	Glen Logan	11/10	START	START	...	...	...	XXX	START	START	START	START	START	START	START	START
73	Adrian Magee	14/14	START	START	START	START	START	START	START	START	START	START	START	START	START	START
6	Terrace Marshall	11/11	START	START	START	START	...	...	...	START	START	START	START	START	START	START
86	Michael Martin	1/-	XXX	...	...	...	...	...	...	...	...	...	...	...	...	...
26	Kendall McCallum	2/-	XXX	...	XXX	...	...	...	...	...	...	...	...	...	...	...
84	TK McLendon	3/-	XXX	XXX	...	XXX	...	...	...	...	...	...	...	...	...	...
17	Racey McMath	13/-	XXX	XXX	...	XXX	XXX	XXX	XXX	XXX	XXX	XXX	XXX	XXX	XXX	XXX
42	Aaron Moffitt	14/-	XXX	XXX	XXX	XXX	XXX	XXX	XXX	XXX	XXX	XXX	XXX	XXX	XXX	XXX
11	Eric Monroe	11/-	XXX	XXX	XXX	XXX	XXX	XXX	XXX	XXX	XXX	...	...	...	XXX	XXX
3	Derian Moore	1/-	...	...	XXX	...	...	...	...	...	...	...	...	...	...	...
49	Travez Moore	2/-	...	...	XXX	XXX	...	...	...	...	...	...	...	...	...	...
81	Thaddeus Moss	13/13	START	START	...	START	START	START	START	START	START	START	START	START	START	START
33	Trey Palmer	9/-	XXX	...	XXX	XXX	XXX	XXX	XXX	...	...	...	XXX	XXX	...	XXX
80	Jamal Pettigrew	14/-	XXX	XXX	XXX	XXX	XXX	XXX	XXX	XXX	XXX	XXX	XXX	XXX	XXX	XXX
6	Jacob Phillips	14/14	START	START	START	START	START	START	START	START	START	START	START	START	START	START
8	Patrick Queen	14/11	XXX	XXX	XXX	START	START	START	START	START	START	START	START	START	START	START
38	Zach Von Rosenberg	13/-	XXX	XXX	XXX	XXX	XXX	XXX	XXX	XXX	XXX	...	XXX	XXX	XXX	XXX
51	Dare Rosenthal	5/3	XXX	...	START	XXX	START	...	START	...	...	...	...	...	...	...
65	Jakori Savage	12/-	XXX	XXX	XXX	...	XXX	XXX	XXX	...	XXX	XXX	XXX	XXX	XXX	XXX
72	Tyler Shelvin	14/13	START	START	START	XXX	START	START	START	START	START	START	START	START	START	START
4	Quentin Skinner	1/-	...	...	XXX	...	...	...	...	...	...	...	...	...	...	...
58	Jared Small	5/-	XXX	XXX	XXX	...	...	...	...	...	...	...	XXX	...	...	XXX
41	Carlton Smith	7/-	XXX	XXX	XXX	...	XXX	...	...	...	XXX	...	XXX	...	...	XXX
63	Michael Smith	1/-	...	...	...	...	...	...	...	...	...	...	...	XXX	...	...
12	Donte Starks	3/-	...	...	XXX	...	XXX	XXX	...	...	...	...	...	...	...	...
3	JaCoby Stevens	14/14	START	START	START	START	START	START	START	START	START	START	START	START	START	START
24	Derek Stingley	14/14	START	START	START	START	START	START	START	START	START	START	START	START	START	START
10	Stephen Sullivan	14/2	XXX	XXX	START	XXX	XXX	XXX	START	XXX	XXX	XXX	XXX	XXX	XXX	XXX
93	Justin Thomas	5/1	...	XXX	...	START	XXX	XXX	XXX	...	...	...	...	...	...	...
43	Ray Thornton	13/-	XXX	XXX	XXX	XXX	...	XXX	XXX	XXX	XXX	XXX	XXX	XXX	XXX	XXX
74	Badara Traore	12/3	START	XXX	XXX	XXX	...	...	XXX	XXX	XXX	START	START	XXX	XXX	XXX
69	Charles Turner	3/-	XXX	...	XXX	XXX	...	...	...	...	...	...	...	...	...	...
5	Kary Vincent	14/8	XXX	START	START	XXX	START	START	START	XXX	START	XXX	START	START	XXX	XXX
16	Jay Ward	12/-	...	...	XXX	XXX	XXX	XXX	XXX	XXX	XXX	XXX	XXX	XXX	XXX	XXX
61	Cameron Wire	6/-	XXX	...	XXX	...	XXX	...	...	...	...	...	XXX	XXX	...	XXX
36	Cade York	14/-	XXX	XXX	XXX	XXX	XXX	XXX	XXX	XXX	XXX	XXX	XXX	XXX	XXX	XXX

GAME-BY-GAME NOTABLES

Opponent	Captains	Coin Toss	Kickoff/ Receive	LSU 1st Poss.	Game Time (CT)	Game Length	Jerseys	Result
vs. Ga. Southern	Burrow, McMath, Chaisson, Cushenberry III	Loss	Receive	Touchdown	6:32 pm	3:02	White	55-3 (W)
at Texas	Vincent Jr., Burrow, Delpit, Lewis	Won	Kickoff	Field Goal	6:44 pm	3:46	White	45-38 (W)
vs. NSU	Traore, Fehoko, Fournette, Sullivan	Won	Kickoff	Field Goal	6:39 pm	3:23	Purple	65-14 (W)
at Vanderbilt	Phillips, Stevens, Burrow, Ferguson	Won	Kickoff	Touchdown	11:03 am	4:02	Purple	66-38 (W)
vs. Utah St.	Fehoko, Queen, Von Rosenberg, Dillon	Loss	Receive	Touchdown	11:03 am	3:15	Purple	42-6 (W)
vs. Florida	Burrow, Moss, Queen, Ferguson	Loss	Receive	Missed Field Goal	7:10 pm	3:18	White	42-28 (W)
at Mississippi St.	Stevens, Lewis, McMatch, Cushenberry, Phillips	Won	Kickoff	Field Goal	2:39 pm	3:17	White	36-13 (W)
vs. Auburn	Lawrence, Atkins, Edwards-Helaire, Cushenberry	Won	Kickoff	Punt	2:39 pm	3:52	White	23-20 (W)
at Alabama	Lawrence, Cushenberry, Burrow, Chaisson, Edwards, McMath	Won	Kickoff	Touchdown	2:42 pm	3:42	White	46-41 (W)
at Ole Miss	Lewis, Phillips, Edwards-Helaire, Queen, Carter	Loss	Receive	Touchdown	6:05 pm	3:26	White	58-37 (W)
vs. Arkansas	Moss, Fehoko, Fulton, Traore, Magee	Won	Receive	Touchdown	6:05 pm	3:16	White	56-20 (W)
vs. Texas A&M	Sullivan, Fehoko, Lawrence, Burrow, Dillon	Loss	Receive	Touchdown	6:05 pm	3:24	White	50-7 (W)
SEC Championship	Cushenberry, Lawrence, Burrow, Stevens, Ferguson	Won	Kickoff	Touchdown	3:12 pm	3:42	White	37-10 (W)
Peach Bowl	Jefferson, Cushenberry, Chaisson, Lawrence, Moss	Won	Kickoff	Touchdown	4:20 pm	3:35	White	63-28(W)

2019 OFFENSIVE GAME-BY-GAME STARTERS

GAME	LT	LG	C	RG	RT	TE	WR	WR	RB	WR	QB
vs. Ga. Southern	Traore	Magee	Cushenberry III	Lewis	Deculus	Moss	Chase	T. Marshall	Ed.-Helaire	Jefferson	Burrow
at Texas	Charles	Magee	Cushenberry III	Lewis	Deculus	Moss	Chase	T. Marshall	Ed.-Helaire	Jefferson	Burrow
vs. NSU	Rosenthal	Magee	Cushenberry III	Lewis	Deculus	Sullivan	Dillon	T. Marshall	Ed.-Helaire	Jefferson	Burrow
at Vanderbilt	Charles	Magee	Cushenberry III	Lewis	Deculus	Moss	Chase	T. Marshall	Ed.-Helaire	Jefferson	Burrow
vs. Utah St.	Rosenthal	Magee	Cushenberry III	Lewis	Deculus	Moss	Chase	Dillon	Ed.-Helaire	Jefferson	Burrow
vs. Florida	Charles	Magee	Cushenberry III	Lewis	Deculus	Moss	Chase	Dillon	Ed.-Helaire	Jefferson	Burrow
at Mississippi St.	Rosenthal	Magee	Cushenberry III	Lewis	Deculus	Moss	Chase	Sullivan	Ed.-Helaire	Jefferson	Burrow
vs. Auburn	Charles	Magee	Cushenberry III	Lewis	Deculus	Moss	Chase	T. Marshall	Ed.-Helaire	Jefferson	Burrow
at Alabama	Charles	Magee	Cushenberry III	Lewis	Deculus	Moss	Chase	T. Marshall	Ed.-Helaire	Jefferson	Burrow
at Ole Miss	Magee	Ingram	Cushenberry III	Lewis	Traore	Moss	Chase	T. Marshall	Ed.-Helaire	Jefferson	Burrow
vs. Arkansas	Magee	Ingram	Cushenberry III	Lewis	Traore	Moss	Chase	T. Marshall	Ed.-Helaire	Jefferson	Burrow
vs. Texas A&M	Charles	Magee	Cushenberry III	Lewis	Deculus	Moss	Chase	T. Marshall	Ed.-Helaire	Jefferson	Burrow
SEC Championship	Charles	Magee	Cushenberry III	Lewis	Deculus	Moss	Chase	T. Marshall	Ed.-Helaire	Jefferson	Burrow
Peach Bowl	Charles	Magee	Cushenberry III	Lewis	Deculus	Moss	Chase	T. Marshall	Curry	Jefferson	Burrow

2019 DEFENSIVE GAME-BY-GAME STARTERS

GAME	LE	NT	RE	OLB	MLB	MLB	OLB	CB	CB	S	S
vs. Ga. Southern	Logan	Shelvin	Lawrence	Chaisson	Clark	Phillips	Stevens	Fulton	Stingley	Delpit	Harris
at Texas	Logan	Shelvin	Lawrence	Chaisson	Divinity	Phillips	Stevens (NICK)	Fulton	Stingley	Delpit	Vincent Jr.
vs. NSU	Farrell	Shelvin	Fehoko	Anthony	Clark	Phillips	Stevens	Fulton	Stingley	Delpit	Vincent Jr.
at Vanderbilt	Thomas	Evans	Fehoko	Anthony	Divinity	Phillips	Queen	Fulton	Stingley	Delpit	Stevens
vs. Utah St.	Farrell	Shelvin	Fehoko	Chaisson	Queen	Phillips	Vincent (NICK)	Fulton	Stingley	Delpit	Stevens
vs. Florida	Farrell	Shelvin	Fehoko	Chaisson	Queen	Phillips	Vincent (NICK)	Futlon	Stingley	Delpit	Stevens
at Mississippi St.	Logan	Shelvin	Lawrence	Chaisson	Queen	Phillips	Vincent (NICK)	Fulton	Stingley	Delpit	Stevens
vs. Auburn	Logan	Shelvin	Lawrence	Chaisson	Queen	Phillips	Divinity	Fulton	Stingley	Delpit	Stevens
at Alabama	Logan	Shelvin	Lawrence	Chaisson	Queen	Phillips	Vincent (NICK)	Fulton	Stingley	Delpit	Stevens
at Ole Miss	Logan	Shelvin	Lawrence	Chaisson	Queen	Phillips	Flott (NICK)	Fulton	Stingley	Delpit	Stevens
vs. Arkansas	Logan	Shelvin	Lawrence	Chaisson	Queen	Phillips	Vincent (NICK)	Fulton	Stingley	Hampton	Stevens
vs. Texas A&M	Logan	Shelvin	Lawrence	Chaisson	Queen	Phillips	Vincent (NICK)	Fulton	Stingley	Delpit	Stevens
SEC Championship	Logan	Shelvin	Lawrence	Chaisson	Queen	Phillips	Clark	Fulton	Stingley	Delpit	Stevens
Peach Bowl	Logan	Shelvin	Lawrence	Chaisson	Queen	Phillips	Stevens (NICK)	Fulton	Stingley	Delpit	Hampton Jr.

LSU'S 20-YARD PLAYS

Play Breakdown

Pass	81
Rush	19
TOTAL	100

BY GAME

vs. Georgia Southern	3
at Texas	9
vs. Northwestern St.	8
at Vanderbilt	12
vs. Utah State	6
vs. Florida	7
at Mississippi State	4
vs. Auburn	6
at Alabama	5
at Ole Miss	8
vs. Arkansas	11
vs. Texas A&M	6
vs. Georgia	6
vs. Oklahoma	9
TOTAL	100

BY QUARTER

1st	30
2nd	33
3rd	24
4th	13
Overtime	0

RUSHING

Clyde Edwards-Helaire	13
John Emery Jr.	2
Joe Burrow	2
Chris Curry	1
Tyrion Davis-Price	1

PASSING

Joe Burrow	77
Myles Brennan	4

RECEIVING

Ja'Marr Chase	31
Justin Jefferson	17
Terrace Marshall	12
Thaddeus Moss	8
Racey McMath	4
Derrick Dillon	3
Clyde Edwards-Helaire	2
Jontre Kirklin	1
Jaray Jenkins	1
Devonta Lee	1
Stephen Sullivan	1

20-Plus Yard Touchdowns

Ja'Marr Chase	14
Justin Jefferson	7
Clyde Edwards-Helaire	6
Racey McMath	2
Terrace Marshall	2
Thaddeus Moss	1
Tyrion Davis-Price	1
Derrick Dillon	1

20-Plus Yards Plays of 2019

Yards	Type	Player	Opp.	Qtr.
89	Rush	Clyde Edwards-Helaire for a TD*	ARK	3
78	Pass	Ja'Marr Chase from Joe Burrow*	TAMU	1
71	Pass	Justin Jefferson from Joe Burrow	UGA	3
65	Pass	Jontre Kirklin from Joe Burrow	NSU	3
64	Pass	Ja'Marr Chase from Joe Burrow*	VU	1
62	Pass	Thaddeus Moss from Joe Burrow*	OU	2
61	Pass	Ja'Marr Chase from Joe Burrow*	MISS	4
61	Pass	Justin Jefferson from Joe Burrow*	UT	4
60	Pass	Racey McMath from Joe Burrow*	MSU	2
58	Pass	Racey McMath from Myles Brennan	TAMU	4
57	Rush	Clyde Edwards-Helaire for a first down	UF	1
54	Pass	Ja'Marr Chase from Joe Burrow*	UF	4
51	Pass	Ja'Marr Chase from Joe Burrow*	MISS	2
51	Pass	Ja'Marr Chase from Joe Burrow*	VU	2
50	Pass	Ja'Marr Chase from Joe Burrow*	ARK	3
49	Rush	Clyde Edwards-Helaire for a TD*	MISS	4
48	Pass	Justin Jefferson from Joe Burrow	MISS	3
48	Pass	Justin Jefferson from Joe Burrow	NSU	3
46	Rush	Clyde Edwards-Helaire for a First Down	VU	1
45	Pass	Ja'Marr Chase from Joe Burrow	AU	3
44	Pass	Justin Jefferson from Joe Burrow	GS	1
44	Pass	Thaddeus Moss from Joe Burrow	GS	2
42	Pass	Justin Jefferson from Joe Burrow*	OU	2
41	Pass	Terrace Marshall from Joe Burrow	UGA	1
41	Pass	Ja'Marr Chase from Joe Burrow	UT	3
39	Pass	Ja'Marr Chase from Joe Burrow	OU	2
39	Rush	John Emery for a TD*	ARK	3
39	Rush	Clyde Edwards-Helaire for a TD*	UF	2
39	Pass	Justin Jefferson from Joe Burrow*	USU	3
38	Pass	Justin Jefferson from Joe Burrow	USU	1
38	Pass	Terrace Marshall from Joe Burrow	UT	1
37	Pass	Ja'Marr Chase from Joe Burrow*	ARK	1
37	Pass	Justin Jefferson from Joe Burrow	USU	2
37	Pass	Derrick Dillon from Joe Burrow*	MSU	3
36	Pass	Justin Jefferson from Joe Burrow	UF	2
35	Pass	Justin Jefferson from Joe Burrow*	OU	1
35	Rush	Clyde Edwards-Helaire for a First Down	ARK	3
35	Pass	Ja'Marr Chase from Joe Burrow	UA	2
35	Pass	Jaray Jenkins from Myles Brennan	NSU	4
34	Pass	Ja'Marr Chase from Joe Burrow*	MISS	1
33	Pass	Ja'Marr Chase from Joe Burrow*	UA	1
33	Rush	Tyrion Davis-Price for a TD*	UF	3
32	Pass	Terrace Marshall from Joe Burrow	OU	3
32	Pass	Racey McMath from Joe Burrow	MISS	2
32	Pass	Derrick Dillon from Joe Burrow	GS	3
30	Pass	Justin Jefferson from Joe Burrow*	OU	2
30	Pass	Ja'Marr Chase from Joe Burrow	TAMU	1
30	Pass	Thaddeus Moss from Joe Burrow	ARK	2
30	Pass	Stephen Sullivan from Joe Burrow	VU	2
29	Pass	Ja'Marr Chase from Joe Burrow	UA	4
29	Pass	Terrace Marshall from Joe Burrow*	UA	1
29	Pass	Terrace Marshall from Joe Burrow	VU	1
28	Pass	Ja'Marr Chase from Joe Burrow	VU	2
28	Pass	Devonta Lee from Myles Brennan	NSU	4
28	Pass	Justin Jefferson from Joe Burrow	NSU	2
27	Rush	Clyde Edwards-Helaire for a TD*	ARK	2
27	Pass	Ja'Marr Chase from Joe Burrow	AU	1
26	Pass	Clyde Edwards-Helaire from Joe Burrow	TAMU	3
26	Rush	Clyde Edwards-Helaire for a TD*	ARK	3
26	Rush	Clyde Edwards-Helaire for a First Down	AU	4
26	Pass	Derrick Dillon from Joe Burrow	NSU	2
26	Pass	Ja'Marr Chase from Joe Burrow*	UT	3
26	Pass	Terrace Marshall from Joe Burrow	UT	3
25	Pass	Ja'Marr Chase from Joe Burrow	TAMU	2
25	Pass	Thaddeus Moss from Joe Burrow	UF	2
25	Pass	Ja'Marr Chase from Joe Burrow*	USU	2
25	Rush	Clyde Edwards-Helaire for a First Down	VU	3
25	Pass	Ja'Marr Chase from Joe Burrow*	VU	1
24	Pass	Terrace Marshall from Joe Burrow	OU	1
24	Pass	Clyde Edwards-Helaire from Jow Burrow	UGA	2
24	Pass	Terrace Marshall from Joe Burrow	UGA	1
24	Pass	Thaddeus Moss from Joe Burrow	MSU	1
24	Run	Clyde Edwards-Helaire for a First Down	UT	2
23	Pass	Ja'Marr Chase from Joe Burrow*	UGA	1
23	Pass	Thaddeus Moss from Joe Burrow	MISS	1
23	Pass	Ja'Marr Chase from Joe Burrow	UA	1
23	Pass	Justin Jefferson from Joe Burrow	UF	1
23	Pass	Terrace Marshall from Joe Burrow	UT	2
22	Pass	Ja'Marr Chase from Joe Burrow	OU	2
22	Rush	Joe Burrow for a First Down	ARK	2
22	Pass	Ja'Marr Chase from Joe Burrow	ARK	2
22	Pass	Ja'Marr Chase from Joe Burrow	MISS	2
22	Rush	Clyde Edwards-Helaire for a first down	AU	3
22	Pass	Thaddeus Moss from Joe Burrow	MSU	1
21	Pass	Justin Jefferson from Joe Burrow	AU	3
21	Rush	Joe Burrow for a first down	USU	1
21	Rush	John Emery Jr. for a First Down	VU	4
21	Pass	Terrace Marshall from Joe Burrow	NSU	1
21	Pass	Justin Jefferson from Joe Burrow	NSU	2
21	Pass	Justin Jefferson from Joe Burrow*	UT	2
20	Rush	Chris Curry for a First Down	OU	4
20	Rush	Clyde Edwards-Helaire for a First Down	UGA	4
20	Pass	Ja'Marr Chase from Joe Burrow	TAMU	3
20	Pass	Thaddeus Moss from Joe Burrow	ARK	2
20	Pass	Terrace Marshall from Joe Burrow*	AU	1
20	Pass	Ja'Marr Chase from Joe Burrow	USU	3
20	Pass	Racey McMath from Myles Brennan	VU	4
20	Pass	Terrace Marshall from Joe Burrow	VU	1
20	Pass	Ja'Marr Chase from Joe Burrow	VU	1
20	Pass	Ja'Marr Chase from Joe Burrow	UT	2

**Denotes play resulted in touchdown.*

LSU TEAM GAME HIGHS

Rushes	51	vs Utah St. (Oct 05, 2019)
Yards Rushing	260	vs Arkansas (Nov 23, 2019)
Yards Per Rush	16.2	vs Arkansas (Nov 23, 2019)
TD Rushes	6	vs Northwestern St. (Sep 14, 2019)
Pass attempts	42	vs Auburn (Oct 26, 2019)
		at Ole Miss (Nov 16, 2019)
		vs Oklahoma (Dec 28, 2019)
Pass completions	32	vs Auburn (Oct 26, 2019)
		at Ole Miss (Nov 16, 2019)
		vs Oklahoma (Dec 28, 2019)
Yards Passing	532	vs Oklahoma (Dec 28, 2019)
Yards Per Pass	14.8	vs Northwestern St. (Sep 14, 2019)
TD Passes	7	vs Oklahoma (Dec 28, 2019)
Total Plays	90	vs Utah St. (Oct 05, 2019)
Total Offense	714	at Ole Miss (Nov 16, 2019)
Yards Per Play	12.8	vs Arkansas (Nov 23, 2019)
Points	66	at Vanderbilt (Sep 21, 2019)
Sacks By	6	vs Texas A&M (Nov 30, 2019)
First Downs	35	at Ole Miss (Nov 16, 2019)
Penalties	12	vs Auburn (Oct 26, 2019)
Penalty Yards	118	vs Auburn (Oct 26, 2019)
Turnovers	2	at Vanderbilt (Sep 21, 2019)
		vs Utah St. (Oct 05, 2019)
		vs Auburn (Oct 26, 2019)
		at Ole Miss (Nov 16, 2019)
Interceptions By	3	vs Utah St. (Oct 05, 2019)
		vs Texas A&M (Nov 30, 2019)
Punts	6	vs Auburn (Oct 26, 2019)
Punting Avg	51.7	vs Georgia Southern (Aug 31, 2019)
Long Punt	57	at Mississippi State (Oct 19, 2019)
Punts inside 20	3	vs Georgia Southern (Aug 31, 2019)
		vs Texas A&M (Nov 30, 2019)
Long Punt Return	54	vs Northwestern St. (Sep 14, 2019)

OPPONENT TEAM GAME HIGHS

Rushes	44	at Ole Miss (Nov 16, 2019)
Yards Rushing	402	at Ole Miss (Nov 16, 2019)
Yards Per Rush	9.1	at Ole Miss (Nov 16, 2019)
TD Rushes	4	at Ole Miss (Nov 16, 2019)
		vs Oklahoma (Dec 28, 2019)
Pass attempts	48	at Texas (Sep 07, 2019)
Pass completions	32	at Texas (Sep 07, 2019)
Yards Passing	418	at Alabama (Nov 09, 2019)
Yards Per Pass	10.4	at Alabama (Nov 09, 2019)
TD Passes	4	at Texas (Sep 07, 2019)
		vs Florida (Oct 12, 2019)
		at Alabama (Nov 09, 2019)
Total Plays	85	at Texas (Sep 07, 2019)
Total Offense	614	at Ole Miss (Nov 16, 2019)
Yards Per Play	8.6	at Ole Miss (Nov 16, 2019)
Points	41	at Alabama (Nov 09, 2019)
Sacks By	5	at Alabama (Nov 09, 2019)
First Downs	30	at Texas (Sep 07, 2019)
Penalties	15	vs Auburn (Oct 26, 2019)
Penalty Yards	109	at Mississippi State (Oct 19, 2019)
Turnovers	3	vs Utah St. (Oct 05, 2019)
		at Mississippi State (Oct 19, 2019)
		vs Texas A&M (Nov 30, 2019)
Interceptions By	2	at Ole Miss (Nov 16, 2019)
Punts	10	vs Auburn (Oct 26, 2019)
Punting Avg	50.3	vs Texas A&M (Nov 30, 2019)
Long Punt	74	vs Georgia Southern (Aug 31, 2019)
Punts inside 20	4	vs Arkansas (Nov 23, 2019)
Long Punt Return	77	at Alabama (Nov 09, 2019)

LSU INDIVIDUAL GAME HIGHS

Rushes	26	Clyde Edwards-Helaire vs Auburn (Oct 26, 2019)
Yards Rushing	188	Clyde Edwards-Helaire vs Arkansas (Nov 23, 2019)
TD Rushes	3	Clyde Edwards-Helaire at Alabama (Nov 09, 2019)
		Clyde Edwards-Helaire vs Arkansas (Nov 23, 2019)
Long Rush	89	Clyde Edwards-Helaire vs Arkansas (Nov 23, 2019)
Pass attempts	42	Joe Burrow vs Auburn (Oct 26, 2019)
		Joe Burrow at Ole Miss (Nov 16, 2019)
Pass completions	32	Joe Burrow vs Auburn (Oct 26, 2019)
		Joe Burrow at Ole Miss (Nov 16, 2019)
Yards Passing	493	Joe Burrow vs Oklahoma (Dec 28, 2019)
TD Passes	7	Joe Burrow vs Oklahoma (Dec 28, 2019)
Long Pass	78	Joe Burrow vs Texas A&M (Nov. 30, 2019)
Receptions	14	Justin Jefferson vs Oklahoma (Dec 28, 2019)
Yards Receiving	229	Ja'Marr Chase at Vanderbilt (Sep 21, 2019)
TD Receptions	4	Ja'Marr Chase at Vanderbilt (Sep 21, 2019)
		Justin Jefferson vs Oklahoma (Dec 28, 2019)
Long Reception	78	Ja'Marr Chase vs Texas A&M (Nov. 30, 2019)
Field Goals	3	Cade York at Texas (Sep 07, 2019)
		Cade York at Mississippi State (Oct 19, 2019)
		Cade York at Ole Miss (Nov 16, 2019)
		Cade York vs Georgia (Dec. 07, 2019)
Long Field Goal	52	Cade York at Ole Miss (Nov 16, 2019)
Punts	6	Z.Von Rosenberg vs Auburn (Oct 26, 2019)
Punting Avg	51.7	Z.Von Rosenberg vs Georgia Southern (Aug 31, 2019)
Long Punt	57	Z.Von Rosenberg at Mississippi State (Oct 19, 2019)
Punts inside 20	3	Z.Von Rosenberg vs Georgia Southern (Aug 31, 2019)
		Z.Von Rosenberg vs Texas A&M (Nov. 30, 2019)
Long Punt Return	54	Trey Palmer vs Northwestern St. (Sep 14, 2019)
Long Kickoff Return	46	Micah Baskerville at Vanderbilt (Sep 21, 2019)
Tackles	12	Jacob Phillips vs Arkansas (Nov 23, 2019)
Sacks	3.0	JaCoby Stevens vs Arkansas (Nov 23, 2019)
Tackles For Loss	4.0	JaCoby Stevens vs Arkansas (Nov 23, 2019)
Interceptions	1	Derek Stingley vs Georgia (Dec. 07, 2019)

OPPONENT INDIVIDUAL GAME HIGHS

Rushes	21	John Rhys Plumlee at Ole Miss (Nov. 16, 2019)
Yards Rushing	212	John Rhys Plumlee at Ole Miss (Nov. 16, 2019)
TD Rushes	4	John Rhys Plumlee at Ole Miss (Nov. 16, 2019)
Long Rush	70	D.J.. Williams, vs Auburn (Oct 26, 2019)
Pass attempts	47	Sam Ehlinger, at Texas (Sep 07, 2019)
Pass completions	31	Sam Ehlinger, at Texas (Sep 07, 2019)
Yards Passing	418	Tua Tagovailoa, at Alabama (Nov. 9 2019)
TD Passes	4	Sam Ehlinger, at Texas (Sep 07, 2019)
		Tua Tagovailoa, at Alabama (Nov. 9 2019)
Long Pass	85	Tua Tagovailoa, at Alabama (Nov. 9 2019)
Receptions	12	Devin Duvernay, at Texas (Sep 07, 2019)
Yards Receiving	213	DeVonta Smith, at Alabama (Nov. 9 2019)
TD Receptions	2	Devin Duvernay, at Texas (Sep 07, 2019)
		Van Jefferson , vs. Florida (Oct. 12, 2019)
		DeVonta Smith, at Alabama (Nov. 9 2019)
Long Reception	85	DeVonta Smith, at Alabama (Nov. 9 2019)
Field Goals	2	Dominik Eberle, vs Utah State (Oct. 05 2019)
		Anders Carlson, vs Auburn (Oct 26, 2019)
		Connor Limpert, vs. Arkansas (Nov. 23, 2019)
Long Field Goal	47	Tyler Bass, vs Georgia Southern (Aug 31, 2019)
		Cameron Dicker, at Texas (Sep 07, 2019)
		Dominik Eberle, vs Utah State (Oct. 05 2019)
		Connor Limpert, vs. Arkansas (Nov. 23, 2019)
Punts	10	Arryn Siposs, vs Auburn (Oct 26, 2019)
Punting Avg	50.3	Braden Mann, vs. Texas A&M (Nov. 30 2019)
Long Punt	74	Anthony Beck II, vs Georgia Southern (Aug 31, 2019)
Punts inside 20	4	Sam Loy, vs. Arkansas (Nov. 23, 2019)
Long Punt Return	77	Jaylen Waddle, at Alabama (Nov. 9 2019)
Long Kickoff Return	33	Charleston Rambo, vs Oklahoma (Dec 28, 2019)
Tackles	16	Rashad Byrd, vs Georgia Southern (Aug 31, 2019)
		David Woodward, vs Utah State (Oct. 05 2019)
Sacks	2.0	B.J. Foster, at Texas (Sep 07, 2019)
		Xavier McKinney, at Alabama (Nov. 9 2019)
		Anfernee Jennings, at Alabama (Nov. 9 2019)
Tackles For Loss	3.5	Rashad Byrd, vs Georgia Southern (Aug 31, 2019)
Interceptions	1	Joseph Ossai, at Texas (Sep 07, 2019)
		Dylan Wilson, vs Northwestern St. (Sep 14, 2019)
		Randall Haynie, at Vanderbilt (Sep 21, 2019)
		Cameron Haney, vs. Utah State (Oct. 05, 2019)
		Roger McCreary, vs. Auburn (Oct 26, 2019)
		Deantre Price, at Ole Miss (Nov. 16, 2019)
		Keidron Smith, at Ole Miss (Nov. 16, 2019)

DRIVE SUPERLATIVES

Longest Drive	LSU	Opponents
No. of Plays	17 vs. Ole Miss (11/16/19) results in a FG	19 vs. Texas (9/7/19) results in Touchdown
By No. of Yards	99 vs. Utah State (10/5/19) results in a TD	90 vs. Alabama (11/9/19) results in Touchdown
By Time of Possession	6:42 vs. Utah State (10/5/19) results in a TD	7:17 vs. Texas (9/7/19) results in Touchdown
Shortest Drive	**LSU**	**Opponents**
By No. of Plays	0 vs. Northwestern St., Vanderbilt, Auburn, and Texas A&M	0 vs. Vanderbilt (9/21/19) results in a TD
By No. of Yards	-10 vs. Vanderbilt (9/21/19) results in Halftime	-21 vs. Florida (10/12/19) results in a Punt
By Time of Possession	0:00 vs. Northwestern St., Vanderbilt, Auburn, and Texas A&M	0:00 vs. Vanderbilt, Alabama, and Texas A&M

SCORING DRIVE BREAKDOWN

	LSU		Opponent	
Yardage	**TD**	**FG**	**TD**	**FG**
No. Drive	2	-	2	-
Neg. Yards	-	-	-	1
0-9	1	2	0	-
10-19	2	2	1	-
20-29	3	-	1	-
30-39	3	2	1	2
40-49	4	3	1	4
50-59	9	7	-	2
60-69	15	3	2	-
70-79	30	3	25	1
80-89	15	1	2	-
90-99	5	-	3	-
TOTALS	**89**	**23**	**39**	**10**

THREE AND OUTS

	LSU	Opponents
	THREE AND OUTS/DRIVES	**THREE AND OUTS/DRIVES**
Georgia Southern	1/13 (7.7%)	8/13 (61.5%)
at Texas	1/12 (8.3%)	1/12 (8.3%)
Northwestern State	0/13 (0.0%)	6/13 (46.1%)
at Vanderbilt	3/18 (16.7%)	7/18 (38.9%)
Utah State	1/13(7.7%)	3/13 (23.1%)
Florida	1/11 (9.1%)	3/10 (30.0%)
at Mississippi State	4/13 (30.8%)	4/13 (30.8%)
Auburn	3/16 (18.8%)	6/15 (40.0%)
at Alabama	2/14 (14.2%)	3/14 (21.4%)
at Ole Miss	0/14 (0.0%)	1/14 (7.1%)
Arkansas	2/13 (15.4%)	4/14 (28.6%)
Texas A&M	1/14 (7.1%)	3/13 (23.1%)
Georgia	2/11 (18.2)	0/11 (0.0%)
Oklahoma	1/12(8.3%)	4/12(33.3%)
TOTALS	**20/186 (10.8%)**	**53/185 (28.6%)**

GAME-OPENING DRIVES

	LSU			Opponent		
	PTS	**1STS**	**YDS**	**PTS**	**1STS**	**YDS**
Georgia Southern	7	3	75	0	0	4
at Texas	3	3	71	0	1	27
Northwestern State	3	4	57	0	3	40
at Vanderbilt	7	2	75	7	3	75
Utah State	7	5	75	0	3	24
Florida	0	2	49	3	0	-1
at Mississippi State	3	3	42	0	1	20
Auburn	0	0	7	0	1	13
at Alabama	7	4	92	0	3	63
at Ole Miss	7	4	75	0	2	54
Arkansas	7	4	75	0	1	20
Texas A&M	7	4	75	0	1	13
Georgia	7	4	75	0	1	19
Oklahoma	7	2	42	0	0	-6
TOTALS	**72**	**44**	**885**	**10**	**20**	**365**

SECOND-HALF OPENING DRIVES

	LSU			Opponent		
	PTS	**1STS**	**YDS**	**PTS**	**1STS**	**YDS**
Georgia Southern	3	2	44	0	0	1
at Texas	0	0	9	7	7	86
Northwestern State	7	2	74	0	0	5
at Vanderbilt	7	0	1	7	2	75
Utah State	7	4	53	0	0	-6
Florida	7	5	75	7	4	76
at Mississippi State	0	0	0	0	0	-6
Auburn	0	1	21	3	1	73
at Alabama	0	2	35	0	0	7
at Ole Miss	3	5	66	7	2	75
Arkansas	0	1	31	0	2	48
Texas A&M	0	3	29	0	1	11
Georgia	3	7	77	0	4	56
Oklahoma	7	4	74	7	4	75
TOTALS	**44**	**36**	**585**	**38**	**27**	**576**

LSU DRIVE CHARTS

GEORGIA SOUTHERN

QTR	TIME	START	PL-YDS	TOP	RESULT
1	15:00	LSU 25	6 - 75	2:24	TD
1	10:23	GS 34	6 - 34	2:13	TD
1	6:59	LSU 48	10 -52	3:50	TD
1	0:10	GS 26	5 - 26	2:00	TD
2	11:17	GS 25	4 - 25	1:19	TD
2	5:13	LSU 25	3 - 5	1:08	Punt
2	2:14	LSU 20	5 - 80	1:16	TD
3	13:24	LSU 35	7 - 44	2:36	FG
3	9:34	LSU 41	9 - 59	3:47	TD
3	3:33	LSU 23	6 - 17	2:25	Punt
4	14:47	GS 46	7 - 16	3:49	FG
4	7:02	LSU 13	5 - 30	4:08	Punt
4	0:33	LSU 19	1 - 1	0:33	Final

OPPONENT DRIVE CHARTS

GEORGIA SOUTHERN

QTR	TIME	START	PL-YDS	TOP	RESULT
1	12:36	GS 25	3 - 4	2:13	Punt
1	8:10	GS 25	3 - 3	1:11	Punt
1	3:09	GS 25	5 - 11	2:59	Fumble
2	13:10	GS 25	3 - 0	1:53	Fumble
2	9:58	GS 25	10 - 45	4:45	FG
2	4:05	GS 32	3 - 2	1:51	Punt
2	0:58	GS 25	3 - 15	0:58	Halftime
3	15:00	GS 25	3 - 1	1:36	Punt
3	10:48	GS 25	3 - 3	1:14	Punt
3	5:47	GS 25	3 - 8	2:14	Punt
3	1:08	GS 10	3 - 3	1:21	Punt
4	10:52	GS 13	6-32	3:50	Punt
4	2:54	GS 05	3 - 2	2:21	Punt

LSU DRIVE CHARTS

TEXAS

QTR	TIME	START	PL-YDS	TOP	RESULT
1	13:02	LSU 11	11-71	4:58	FG
1	5:54	LSU 03	3-1	0:58	INT
1	2:20	LSU 03	8-33	4:30	Punt
2	10:29	LSU 25	8-75	2:59	TD
2	4:35	LSU 20	10-65	2:54	FG
2	1:13	LSU 42	3-58	0:26	TD
3	15:00	LSU 25	3-9	0:52	Punt
3	6:51	LSU 25	6-53	1:41	FG
3	2:36	LSU 25	6-75	2:44	TD
4	12:09	LSU 25	6-75	2:11	TD
4	3:59	LSU 25	6-75	1:32	TD
4	0:22	UT 49	1-(-2)	0:22	Final

OPPONENT DRIVE CHARTS

TEXAS

QTR	TIME	START	PL-YDS	TOP	RESULT
1	15:00	UT 25	4-27	1:58	Punt
1	8:04	UT 25	8-73	3:00	TOD
1	4:06	LSU 04	4-1	1:46	TOD
2	12:50	UT 22	8-78	2:21	TD
2	7:30	UT 25	6-35	2:55	Punt
2	1:41	UT 25	3-(-11)	0:28	Punt
2	0:47	UT 25	2-5	0:47	Half
3	14:08	UT 14	19-86	7:17	TD
3	5:10	UT 25	7-75	2:34	TD
4	14:52	UT 25	7-75	2:43	TD
4	9:58	UT 25	10-46	5:59	FG
4	2:27	UT 25	8-75	2:05	TD

LSU DRIVE CHARTS

NORTHWESTERN STATE

QTR	TIME	START	PL-YDS	TOP	RESULT
1	9:49	LSU 35	10-57	4:19	FG
1	0:09	LSU 31	8-69	2:31	TD
2	11:34	LSU 23	7-77	2:44	TD
2	5:29	LSU 30	6-70	2:02	TD
2	1:06	LSU 15	1-0	0:08	INT
2	0:35	LSU 20	4-4	0:35	Half
3	14:51	LSU 26	4-74	1:32	TD
3	12:04	NSU 33	7-33	2:28	TD
3	7:58	LSU 22	4-78	1:32	TD
3	4:50	LSU 45	7-55	2:34	TD
4	12:04	LSU 20	4-30	2:09	Punt
4	7:22	NSU 00	0-0	0:00	TD
4	5:35	LSU 38	7-62	3:23	TD

OPPONENT DRIVE CHARTS

NORTHWESTERN STATE

QTR	TIME	START	PL-YDS	TOP	RESULT
1	15:00	NSU 25	11-40	5:11	TOD
1	5:30	NSU 25	8-75	5:14	TD
2	12:38	NSU 25	3-3	1:04	Punt
2	8:50	NSU 25	6-75	3:12	TD
2	3:27	NSU 25	4-23	2:21	Punt
2	0:58	LSU 17	4-0	0:23	FGA
3	13:10	NSU 16	3-5	1:06	Punt
3	9:33	NSU 25	3-4	1:35	Punt
3	6:26	NSU 25	3-6	1:36	Punt
3	2:16	NSU 25	11-55	5:12	TOD
4	9:55	NSU 14	3-2	2:33	Punt
4	7:22	NSU 25	3-0	1:47	Punt
4	2:12	NSU 25	3-1	2:12	Final

LSU DRIVE CHARTS

VANDERBILT

QTR	TIME	START	PL-YDS	TOP	RESULT
1	11:04	LSU 25	5-75	1:13	TD
1	8:49	LSU 36	1-64	0:11	TD
1	6:54	LSU 33	5-67	1:56	TD
1	2:06	LSU 30	4-70	1:15	TD
2	12:14	LSU 25	6-36	3:02	Punt
2	7:36	LSU 43	6-50	1:41	FG
2	4:07	LSU 10	9-90	2:11	TD
2	1:26	LSU 05	3-(-5)	0:37	Fumble
2	0:49	LSU 25	1-(-10)	0:49	Halftime
3	14:52	Vandy 01	1-1	0:04	TD
3	13:25	LSU 25	11-75	3:56	TD
3	7:22	Vandy 00	0-0	0:00	TD
3	5:40	LSU 10	3-3	0:55	Punt
3	1:01	LSU 35	3-7	1:51	Punt
4	11:43	Vandy 36	5-36	2:06	TD
4	8:36	LSU 18	6-25	2:29	Punt
4	3:37	LSU 14	3-21	1:46	INT
4	1:51	LSU 25	3-7	1:12	Punt

OPPONENT DRIVE CHARTS

VANDERBILT

QTR	TIME	START	PL-YDS	TOP	RESULT
1	15:00	Vandy 25	8-75	3:56	TD
1	9:51	Vandy 25	3-3	1:02	Punt
1	8:38	Vandy 25	3-3	1:44	Punt
1	4:58	Vandy 25	5-45	2:52	TOD
1	0:51	Vandy 25	11-52	3:37	FG
2	9:12	Vandy 08	3-3	1:36	Punt
2	5:55	Vandy 25	5-9	1:48	Punt
2	1:56	Vandy 25	3-7	0:30	Punt
2	0:49	LSU 00	0-0	0:00	TD
3	14:48	Vandy 25	3-75	1:23	TD
3	9:29	Vandy 25	3-(-2)	2:07	Punt
3	7:22	Vandy 25	5-27	1:42	INT
3	4:45	Vandy 39	7-61	3:39	TD
4	14:10	Vandy 07	3-(-6)	2:27	Punt
4	9:37	Vandy 25	3-0	1:01	Punt
4	6:07	Vandy 32	7-26	2:30	INT
4	1:51	LSU 00	0-0	0:00	TD
4	0:39	Vandy 23	2-11	0:39	Final

LSU DRIVE CHARTS

UTAH STATE

QTR	TIME	START	PL-YDS	TOP	RESULT
1	15:00	LSU 25	12-75	4:19	TD
1	8:12	LSU 04	3-4	0:49	INT
1	6:15	LSU 41	7-24	3:38	TOD
1	1:45	LSU 26	6-74	2:42	TD
2	11:37	LSU 01	13-99	6:42	TD
2	2:52	LSU 17	6-47	2:17	Punt
3	14:10	LSU 47	11-53	4:15	TD
3	8:16	LSU 20	8-61	3:13	Fumble
3	4:23	LSU 37	4-63	1:29	TD
3	2:03	USU 44	7-44	3:40	TD
4	12:28	LSU 33	8-33	3:30	FGA
4	7:39	LSU 25	3-9	2:11	Punt
4	2:08	LSU 40	3-10	2:08	Final

LSU DRIVE CHARTS

FLORIDA

QTR	TIME	START	PL-YDS	TOP	RESULT
1	15:00	LSU 25	8-49	3:27	FGA
1	10:27	LSU 34	2-66	0:32	TD
1	3:34	LSU 25	3-9	1:42	Punt
2	14:53	LSU 18	5-82	2:09	TD
2	5:24	LSU 25	4-75	1:29	TD
2	0:04	LSU 25	1-(-1)	0:04	Half
3	10:54	LSU 25	8-75	3:42	TD
3	4:56	LSU 48	4-52	1:41	TD
3	1:31	LSU 23	8-37	3:59	Punt
4	7:26	LSU 20	4-80	1:43	TD
4	0:49	LSU 04	2-2	0:49	Final

LSU DRIVE CHARTS

MISSISSIPPI STATE

QTR	TIME	START	PL-YDS	TOP	RESULT
1	12:09	MSU 45	12-42	4:17	FG
1	1:02	LSU 11	10-84	3:35	FG
2	11:37	MSU 44	6-37	3:04	FG
2	5:17	LSU 40	1-60	0:10	TD
2	1:53	LSU 45	5-55	1:03	TD
3	15:00	LSU 25	3-0	1:32	Punt
3	12:03	LSU 34	4-66	1:27	TD
3	8:28	LSU 20	7-80	2:52	TD
3	3:02	LSU 40	3-8	1:22	Punt
4	13:19	LSU 23	3-(-6)	1:48	Punt
4	8:56	LSU 50	3-6	1:05	Punt
4	5:59	LSU 49	4-(-1)	2:18	Punt
4	0:53	LSU 15	2-(-4)	0:53	Final

LSU DRIVE CHARTS

AUBURN

QTR	TIME	START	PL-YDS	TOP	RESULT
1	14:03	LSU 12	3-7	1:17	Punt
1	8:39	LSU 25	11-41	5:39	Punt
1	1:02	LSU 11	10-89	3:34	TD
2	11:25	LSU 28	9-43	3:30	TOD
2	0:00	LSU 22	0-0	0:00	Fumble
2	3:06	LSU 25	10-73	2:33	FG
2	0:04	LSU 02	2-(-1)	0:04	Half
3	15:00	LSU 25	5-21	1:10	Punt
3	11:42	LSU 25	8-74	3:06	TOD
3	7:11	AU 38	3-12	0:38	INT
3	5:53	AU 45	4-45	0:55	TD
3	2:52	LSU 33	11-67	4:23	TD
4	10:48	LSU 06	4-30	2:00	Punt
4	8:08	LSU 22	3-6	0:41	Punt
4	4:26	LSU 04	3-4	1:00	Punt
4	2:31	LSU 48	3-(-5)	2:31	Final

OPPONENT DRIVE CHARTS

UTAH STATE

QTR	TIME	START	PL-YDS	TOP	RESULT
1	10:41	USU 25	8-24	2:29	Punt
1	7:23	LSU 07	4-(-6)	0:58	FG
1	2:37	USU 35	5-35	0:52	FG
2	13:57	USU 21	8-50	2:20	INT
2	4:55	USU 25	5-19	2:03	Punt
2	0:35	USU 20	1-(-1)	0:35	Half
3	15:00	USU 25	3-(-6)	0:50	Punt
3	9:55	USU 25	4-20	1:39	Punt
3	5:03	USU 19	3-8	0:40	Punt
3	2:54	USU 25	3-12	0:51	INT
4	13:23	USU 25	3-(-3)	0:55	INT
4	8:58	USU 35	3-2	1:19	Punt
4	5:28	USU 11	5-15	3:20	Punt

OPPONENT DRIVE CHARTS

FLORIDA

QTR	TIME	START	PL-YDS	TOP	RESULT
1	11:33	UF 26	3-(-1)	1:06	Punt
1	9:55	UF 25	12-75	6:21	TD
1	1:52	UF 17	4-32	1:59	Punt
2	12:44	UF 25	13-75	6:56	TD
2	3:55	UF 25	11-75	3:51	TD
3	15:00	UF 25	8-75	4:06	TD
3	7:12	UF 25	3-(-21)	2:16	Punt
3	3:15	UF 25	3-3	1:44	Punt
4	12:32	UF 08	12-76	5:06	INT
4	5:43	UF 25	15-71	4:54	TOD

OPPONENT DRIVE CHARTS

MISSISSIPPI STATE

QTR	TIME	START	PL-YDS	TOP	RESULT
1	15:00	MSU 25	6-20	2:51	TOD
1	7:52	MSU 25	11-30	6:50	Punt
2	12:27	MSU 25	2-20	0:50	Fumble
2	8:33	MSU 25	7-75	3:09	TD
2	5:07	MSU 25	6-14	3:14	INT
2	0:41	MSU 30	2-5	0:41	Half
3	13:28	MSU 36	3-(-6)	1:25	Punt
3	10:36	MSU 25	3-5	2:08	Punt
3	5:36	MSU 25	5-24	2:34	INT
3	1:40	MSU 20	7-57	3:21	TOD
4	11:31	MSU 22	3-2	2:35	Punt
4	7:51	MSU 08	3-(-3)	1:52	Punt
4	3:41	MSU 10	7-90	2:42	TD

OPPONENT DRIVE CHARTS

AUBURN

QTR	TIME	START	PL-YDS	TOP	RESULT
1	15:00	AU 25	4-13	0:57	Punt
1	12:46	AU 46	14-42	4:07	FG
1	3:00	AU 20	4-20	1:58	Punt
2	12:28	AU 25	3-(-4)	1:03	Punt
2	7:55	AU 29	3-5	1:31	Punt
2	6:24	LSU 22	7-22	3:18	TD
2	0:26	AU 27	3-41	0:22	INT
3	13:50	AU 21	5-73	2:08	FG
3	8:36	AU 01	3-1	1:25	Punt
3	6:33	AU 02	3-4	0:40	Punt
3	4:58	AU 25	3-(-3)	2:06	Punt
4	13:20	AU 37	3-2	2:32	Punt
4	8:48	AU 36	4-(-1)	0:40	Punt
4	7:27	AU 17	8-25	3:01	Punt
4	3:26	LSU 49	4-49	0:54	TD

LSU DRIVE CHARTS

ALABAMA

QTR	TIME	START	PL-YDS	TOP	RESULT
1	12:01	LSU 08	6-92	2:46	TD
1	8:05	UA 40	5-18	3:11	FG
1	3:31	LSU 28	3-3	2:17	Punt
1	1:14	LSU 25	8-75	3:11	TD
2	9:48	LSU 49	3-4	1:45	Punt
2	6:43	LSU 25	7-48	2:23	FG
2	2:39	LSU 39	8-61	2:13	TD
2	0:11	UA 13	1-13	0:05	TD
3	15:00	LSU 25	7-35	2:33	Fumble
3	11:08	LSU 20	5-29	2:47	Punt
3	4:51	LSU 25	5-24	1:41	Punt
4	14:33	LSU 25	12-75	4:26	TD
4	5:32	LSU 25	7-75	3:55	TD
4	1:21	UA 49	4-7	1:21	Final

OPPONENT DRIVE CHARTS

ALABAMA

QTR	TIME	START	PL-YDS	TOP	RESULT
1	15:00	UA 29	7-63	2:59	Fumble
1	9:15	UA 25	5-15	1:10	TOD
1	4:54	UA 25	3-4	1:23	Punt
1	1:14	LSU 00	0-0	0:00	TD
2	13:03	UA 25	7-26	3:15	TOD
2	8:03	UA 10	4-90	1:20	TD
2	4:20	UA 28	3-0	1:41	Punt
2	0:26	UA 29	1-0	0:15	INT
2	0:06	UA 30	1-(-2)	0:06	Half
3	12:27	UA 42	3-7	1:19	Punt
3	8:21	UA 05	10-95	3:30	TD
3	3:10	UA 22	9-78	3:37	TD
4	10:07	UA 25	14-75	4:35	TD
4	1:37	UA 15	1-85	0:16	TD

LSU DRIVE CHARTS

OLE MISS

QTR	TIME	START	PL-YDS	TOP	RESULT
1	15:00	LSU 25	7-75	2:04	TD
1	11:03	LSU 21	9-49	3:11	FGA
1	5:24	LSU 20	9-80	4:02	TD
2	14:51	LSU 27	2-73	0:42	TD
2	10:58	LSU 20	6-80	2:31	TD
2	5:40	LSU 22	13-63	5:35	FG
3	14:29	LSU 25	17-66	6:10	FG
3	7:46	LSU 25	4-75	0:56	TD
3	5:03	OM 39	4-5	1:38	FG
4	14:20	LSU 20	2-3	0:44	INT
4	13:25	LSU 31	4-32	2:12	INT
4	5:35	LSU 35	3-65	0:24	TD
4	3:18	OM 49	1-49	0:10	TD
4	2:30	OM 31	4-19	2:30	Final

OPPONENT DRIVE CHARTS

OLE MISS

QTR	TIME	START	PL-YDS	TOP	RESULT
1	12:56	OM 25	7-54	1:53	FGA
1	7:52	OM 30	5-20	2:28	Punt
1	1:22	OM 25	3-8	1:31	Punt
2	14:03	OM 30	8-28	3:05	Punt
2	8:27	OM 25	6-75	2:47	TD
2	0:05	OM 33	1-19	0:05	Half
3	15:00	OM 25	2-75	0:31	TD
3	8:19	OM 25	2-75	0:33	TD
3	6:50	OM 25	4-25	1:47	INT
3	3:25	OM 25	10-55	4:05	TOD
4	13:36	LSU 35	1-35	0:10	TD
4	11:13	OM 16	13-49	5:38	TOD
4	5:11	OM 25	6-75	1:52	TD
4	3:08	OM 25	4-6	0:38	TOD

LSU DRIVE CHARTS

ARKANSAS

QTR	TIME	START	PL-YDS	TOP	RESULT
1	15:00	LSU 25	6-75	2:27	TD
1	8:41	LSU 07	3-7	1:31	Punt
1	3:39	LSU 25	5-10	3:47	Punt
2	9:43	LSU 25	6-75	2:05	TD
2	5:17	LSU 38	5-62	2:00	TD
2	1:51	LSU 10	9-90	1:37	TD
3	12:00	LSU 27	2-31	0:44	Fumble
3	8:31	LSU 15	2-85	0:43	TD
3	5:56	ARK 26	1-26	0:09	TD
3	3:12	LSU 11	1-89	0:14	TD
3	1:37	LSU 32	5-67	1:45	TD
4	6:50	LSU 42	3-5	1:52	Punt

OPPONENT DRIVE CHARTS

ARKANSAS

QTR	TIME	START	PL-YDS	TOP	RESULT
1	12:33	ARK 25	6-20	3:52	Punt
1	7:10	ARK 45	7-49	3:31	FG
2	14:52	ARK 39	10-32	5:09	FG
2	7:38	ARK 25	3-0	2:21	Punt
2	3:17	ARK 25	3-9	1:26	Punt
2	0:14	ARK 50	3-0	0:14	Half
3	15:00	ARK 25	6-48	3:00	FGA
3	11:16	ARK 43	4-5	2:45	Punt
3	7:40	ARK 16	3-(-6)	1:44	Punt
3	5:47	ARK 25	7-25	2:35	Punt
3	2:46	ARK 25	3-0	1:09	Punt
4	14:27	ARK 25	9-75	5:52	TD
4	8:07	ARK 25	2-11	1:05	TD
4	4:58	ARK 09	8-59	4:58	Final

LSU DRIVE CHARTS

TEXAS A&M

QTR	TIME	START	PL-YDS	TOP	RESULT
1	15:00	LSU 25	6-75	2:10	TD
1	11:06	LSU 20	11-80	4:06	TD
1	3:07	LSU 09	3-91	1:20	TD
1	0:01	LSU 45	11-55	4:15	TD
2	9:06	LSU 15	9-53	3:08	FG
2	4:27	LSU 49	4-(-5)	3:08	Punt
2	0:00	LSU 20	0-0	0:00	Half
3	13:06	LSU 06	7-29	3:38	Punt
3	9:28	TAMU 40	5-8	2:03	FG
3	4:06	LSU 15	7-85	2:35	TD
4	12:42	LSU 20	5-80	2:06	TD
4	7:31	LSU 46	5-15	3:13	Punt
4	3:25	LSU 24	3-4	1:56	Punt
4	0:46	LSU 43	1-(-1)	0:46	Final

OPPONENT DRIVE CHARTS

TEXAS A&M

QTR	TIME	START	PL-YDS	TOP	RESULT
1	12:50	TAMU 25	5-13	1:44	Punt
1	7:00	TAMU 25	7-18	3:53	Punt
1	1:47	TAMU 17	3-(-8)	1:46	Punt
2	10:46	TAMU 25	3-6	1:40	Punt
2	5:58	TAMU 25	3-(-10)	1:31	Punt
2	1:19	TAMU 17	5-21	1:19	Punt
3	15:00	TAMU 36	5-11	1:54	Punt
3	9:28	TAMU 13	1-0	0:00	INT
3	7:25	TAMU 25	6-75	3:12	TD
3	1:31	TAMU 25	12-34	3:49	INT
4	10:36	TAMU 25	4-21	3:05	INT
4	4:18	TAMU 01	2-(-1)	0:46	SAF
4	1:29	LSU 48	4-5	0:43	TOD

LSU DRIVE CHARTS

GEORGIA

QTR	TIME	START	PL-YDS	TOP	RESULT
1	12:47	LSU 25	8-75	3:38	TD
1	6:57	LSU 20	3-(-3)	1:37	Punt
1	1:56	LSU 35	5-65	1:44	TD
2	11:28	LSU 25	3-4	1:03	Punt
2	6:44	LSU 20	11-57	4:22	FG
2	1:39	LSU 13	10-57	1:25	FGA
3	15:00	LSU 13	16-77	6:40	FG
3	4:17	LSU 20	4-80	1:59	TD
3	2:10	UGA 13	3-13	1:25	TD
4	11:41	LSU 35	7-33	4:00	FG
4	5:45	LSU 12	8-30	5:45	Final

LSU DRIVE CHARTS

OKLAHOMA

QTR	TIME	START	PL-YDS	TOP	RESULT
1	12:55	OU 42	3-42	0:52	TD
1	11:09	LSU 27	3-8	1:14	Punt
1	7:23	LSU 25	9-75	2:59	TD
1	3:47	LSU 14	6-86	2:31	TD
2	14:15	LSU 20	6-80	2:02	TD
2	12:03	LSU 45	6-55	2:46	TD
2	4:45	LSU 25	2-75	0:27	TD
2	2:45	LSU 37	5-63	2:04	TD
3	14:51	LSU 26	13-74	4:40	TD
3	4:19	LSU 25	10-47	5:13	FGA
4	5:40	LSU 25	9-75	5:40	TD
4	2:10	OU 31	3-(-1)	2:10	Final

OPPONENT DRIVE CHARTS

GEORGIA

QTR	TIME	START	PL-YDS	TOP	RESULT
1	15:00	UGA 25	5-19	2:13	Punt
1	9:09	UGA 25	5-10	2:12	Punt
1	5:20	UGA 44	7-21	3:24	FGA
1	0:12	UGA 25	10-53	3:44	FG
2	10:25	UGA 21	6-13	3:41	Punt
2	2:22	UGA 25	4-35	0:43	INT
2	0:14	UGA 30	2-(-3)	0:14	Half
3	8:20	UGA 25	12-56	4:03	FGA
3	2:18	UGA 25	1-0	0:08	INT
3	0:45	UGA 25	13-75	4:04	TD
4	7:41	UGA 25	6-30	1:56	Punt

OPPONENT DRIVE CHARTS

OKLAHOMA

QTR	TIME	START	PL-YDS	TOP	RESULT
1	15:00	OU 25	3-(-6)	2:05	Punt
1	12:03	OU 25	3-(-1)	0:54	Punt
1	9:55	OU 31	5-69	2:21	TD
1	4:15	OU 38	3-0	0:28	Punt
1	1:16	OU 25	6-19	2:01	Punt
2	12:13	OU 25	1-0	0:10	INT
2	9:17	OU 25	10-75	4:32	TD
2	4:18	OU 25	3-(-5)	1:24	Punt
2	0:50	OU 25	2-(-2)	0:50	Half
3	10:11	OU 25	13-75	5:52	TD
4	14:06	OU 29	9-71	4:27	TD
4	3:59	OU 25	4-6	1:49	TOD

TURNOVERS

	Forced by LSU					Forced By Opponent			
Opponent	**Fum**	**Int**	**Tot**	**Pts Off**	**Margin**	**Fum**	**Int**	**Tot**	**Pts Off**
vs. Georgia Southern	2	0	2	14	2	0	0	0	0
at Texas	0	0	0	0	-1	0	1	1	0
vs. Northwestern State	0	0	0	0	-1	0	1	1	0
at Vanderbilt	0	2	2	0	0	1	1	2	14
vs. Utah State	0	3	3	14	1	1	1	2	3
vs. Florida	0	1	1	7	1	0	0	0	0
at Mississippi State	1	2	3	10	3	0	0	0	0
vs. Auburn	0	1	1	0	-1	1	1	2	7
at Alabama	1	1	2	14	1	1	0	1	0
at Ole Miss	0	1	1	3	-1	0	2	2	7
vs. Arkansas	0	0	0	0	-1	1	0	1	0
vs. Texas A&M	0	3	3	10	3	0	0	0	0
SEC Championship	0	2	2	7	2	0	0	0	0
Peach Bowl	0	1	1	7	1	0	0	0	0
TOTALS	**4**	**17**	**21**	**86**	**9**	**5**	**7**	**12**	**31**

LSU BIG PLAYS

	Rushing				Passing				Special Teams	
Opponent	**10-19**	**20-29**	**30-39**	**40+**	**20-29**	**30-39**	**40-49**	**50+**	**Block**	**Ret. TD**
vs. Georgia Southern	2	1	0	0	0	1	2	0	0	0
at Texas	1	1	0	0	5	1	1	1	0	0
vs. Northwestern State	2	0	0	0	5	1	1	1	0	1
at Vanderbilt	0	2	0	1	5	1	0	2	1	1
vs. Utah State	6	1	0	0	2	3	0	0	0	0
vs. Florida	3	0	2	1	2	1	0	1	0	0
at Mississippi State	5	0	0	0	2	1	0	1	0	0
vs. Auburn	5	2	0	0	3	0	1	0	0	0
at Alabama	8	0	0	0	3	2	0	0	0	0
at Ole Miss	6	1	0	1	2	3	1	2	0	0
vs. Arkansas	1	3	2	1	2	2	0	1	0	0
vs. Texas A&M	5	0	0	0	3	1	0	2	0	0
SEC Championship	3	1	0	0	3	0	1	1	0	0
Peach Bowl	5	1	0	0	2	4	1	1	0	0
TOTALS	**52**	**13**	**4**	**4**	**39**	**21**	**8**	**13**	**1**	**2**

OPPONENT BIG PLAYS

	Rushing				Passing				Special Teams	
Opponent	**10-19**	**20-29**	**30-39**	**40+**	**20-29**	**30-39**	**40-49**	**50+**	**Block**	**Ret. TD**
vs. Georgia Southern	1	0	0	0	0	0	0	0	0	0
at Texas	4	0	0	0	2	1	1	1	0	0
vs. Northwestern State	0	0	0	0	3	0	0	0	0	0
at Vanderbilt	1	2	1	2	0	1	0	0	0	0
vs. Utah State	0	0	0	0	0	1	0	0	0	0
vs. Florida	6	0	0	0	6	0	0	0	0	0
at Mississippi State	2	0	0	0	3	1	0	0	0	0
vs. Auburn	1	0	0	2	0	1	0	0	0	0
at Alabama	1	0	2	0	7	1	0	2	1	1
at Ole Miss	6	1	1	3	1	1	0	1	0	0
vs. Arkansas	4	0	1	0	2	2	0	0	0	0
vs. Texas A&M	5	1	0	0	0	0	1	0	0	0
SEC Championship	3	0	0	0	1	0	0	0	0	0
Peach Bowl	2	0	0	0	3	0	0	1	0	0
TOTALS	**36**	**4**	**5**	**7**	**28**	**9**	**2**	**5**	**1**	**1**

SPECIAL TEAMS TACKLES

Player	GS	TEXAS	NSU	VANDY	USU	UF	MSU	AUB	UA	OM	ARK	TAMU	SEC	PEACH	TOTALS
Cameron Lewis	0	0	1	0	0	0	1	1	1	1	0	1	0	0	6
Lloyd Cole	0	0	0	0	0	0	0	1	1	1	0	0	0	0	3
Eric Monroe	1	0	0	0	0	0	0	0	2	0	0	0	0	0	3
Aaron Moffitt	0	0	0	0	1	0	1	0	0	0	0	0	0	0	2
Tory Carter	0	0	0	0	0	0	1	0	1	0	0	0	0	0	2
Racey McMath	0	1	0	0	0	0	0	0	0	0	0	0	0	0	1
Carlton Smith	0	0	1	0	0	0	0	0	0	0	0	0	0	0	1
Lanard Fournette	0	0	0	1	0	0	0	0	0	0	0	0	0	0	1
Micah Baskerville	0	0	0	0	0	0	0	1	0	0	0	0	0	0	1
Derrick Dillon	0	0	0	0	0	0	0	1	0	0	0	0	0	0	1
Cordale Flott	0	0	0	0	0	0	0	0	1	0	0	0	0	0	1
Jontre Kirklin	0	0	0	0	0	0	0	0	0	0	1	0	0	0	1
Chris Curry	0	0	0	0	0	0	0	0	0	0	1	0	0	0	1
Avery Atkins	0	0	0	0	0	0	0	0	0	0	0	0	0	1	1

OFFENSIVE LINE SNAPS PLAYED

Player	GS	TEXAS	NSU	VANDY	USU	UF	MSU	AUB	UA	OM	ARK	TAMU	SEC	PEACH	TOTALS
Lloyd Cushenberry	58	71	59	63	87	50	61	91	81	79	41	67	74	74	956
Damien Lewis	56	71	58	63	79	50	61	89	81	77	44	67	74	6	876
Austin Deculus	56	71	58	63	81	50	59	89	78	0	0	51	74	74	804
Adrian Magee	51	71	29	43	52	35	40	66	56	81	47	53	57	74	755
Saahdiq Charles	0	72	0	64	0	50	0	89	81	0	0	67	75	74	572
Ed Ingram	0	0	0	0	45	15	23	32	27	81	47	24	17	68	379
Badara Traore	43	0	25	12	0	0	5	0	0	81	49	21	0	2	237
Dare Rosenthal	30	0	38	12	92	0	57	0	0	0	0	0	0	0	229
Chasen Hines	22	0	22	36	13	0	0	0	0	3	9	8	0	2	115
Donavaughn Campbell	16	0	38	0	0	0	0	0	0	3	5	8	0	2	72
Charles Turner	16	0	11	9	0	0	0	0	0	0	0	0	0	0	36
Cameron Wire	16	0	11	0	0	0	0	0	0	0	3	3	0	2	35
Jakori Savage	0	0	6	0	6	0	0	0	0	0	3	8	0	2	25
Anthony Bradford	0	0	0	12	0	0	0	0	0	0	3	0	0	0	15
Michael Smith	0	0	0	0	0	0	0	0	0	0	0	3	0	0	3

OFFENSIVE LINE KNOCKDOWNS

Player	GS	TEXAS	NSU	VANDY	USU	UF	MSU	AUB	UA	OM	ARK	TAMU	SEC	PEACH	TOTALS
Damien Lewis	5	5	4	1	2	1	0	3	1	5	2	2	1	0	32
Adrian Magee	2	1	0	7	0	0	2	2	1	5	0	0	1	5	26
Lloyd Cushenberry	1	1	0	1	1	1	2	3	0	3	0	0	0	1	14
Ed Ingram	0	0	0	0	1	0	1	2	0	5	2	1	0	1	13
Saahdiq Charles	0	1	0	1	0	2	0	3	0	0	0	2	3	1	13
Austin Deculus	2	3	0	0	0	2	0	3	0	0	0	0	1	2	13
Dare Rosenthal	0	0	2	0	0	0	4	0	0	0	0	0	0	0	6
Badara Traore	0	0	0	0	0	0	0	0	0	0	0	2	0	0	2
Cameron Wire	0	0	0	0	0	0	0	0	0	0	0	1	0	1	2
Donavaughn Campbell	0	0	1	0	0	0	0	0	0	0	0	0	0	0	1

TEAM STATISTICS

	LSU	Opp.
SCORING	684	303
Points Per Game	48.9	21.6
Points Off Turnovers	86	31
FIRST DOWNS	389	260
Rushing	141	81
Passing	226	147
Penalty	22	32
RUSHING YARDAGE	2337	1652
Yards gained rushing	2614	2050
Yards lost rushing	277	398
Rushing Attempts	481	459
Average Per Rush	4.9	3.6
Average Per Game	166.9	118.0
TDs Rushing	31	16
PASSING YARDAGE	5561	3107
Comp-Att-Int	395-518-7	246-484-17
Average Per Pass	10.7	6.4
Average Per Catch	14.1	12.6
Average Per Game	397.2	221.9
TDs Passing	56	20
TOTAL OFFENSE	7898	4759
Total Plays	999	943
Average Per Play	7.9	5.0
Average Per Game	564.1	339.9
KICK RETURNS: #-Yards	14-291	14-307
PUNT RETURNS: #-Yards	19-234	7-117
INT RETURNS: #-Yards	17-87	7-82
KICK RETURN AVERAGE	20.8	21.9
PUNT RETURN AVERAGE	12.3	16.7
INT RETURN AVERAGE	5.1	11.7
FUMBLES-LOST	12-5	8-4
PENALTIES-Yards	82-818	92-695
Average Per Game	58.4	49.6
PUNTS-Yards	40-1701	82-3603
Average Per Punt	42.5	43.9
Net punt average	38.1	38.4
KICKOFFS-Yards	124-7790	59-3098
Average Per Kick	62.8	52.5
Net kick average	39.2	38.7
TIME OF POSSESSION/Game	30:04	29:56
3RD-DOWN Conversions	86/169	62/202
3rd-Down Pct	51%	31%
4TH-DOWN Conversions	6/9	15/31
4th-Down Pct	67%	48%
SACKS BY-Yards	35-249	30-195
MISC YARDS	0	0
TOUCHDOWNS SCORED	89	39
FIELD GOALS-ATTEMPTS	21-26	10-15
ON-SIDE KICKS	0-0	1-5
RED-ZONE SCORES	(68-70) 97%	(29-38) 76%
RED-ZONE TOUCHDOWNS	(55-70) 79%	(24-38) 63%
PAT-ATTEMPTS	(83-87) 95%	(35-36) 97%
ATTENDANCE	705892	345711
Games/Avg Per Game	7/100842	5/69142
Neutral Site Games	2/76248	

Score by quarters	1st	2nd	3rd	4th	OT	Total
LSU	159	228	177	120		684
Opponents	47	81	75	100		303

GAME RESULTS

Sep 01, 2019	vs Georgia Southern	W	55-3	1-0-0	0-0-0	3:02	97420
Sep 07, 2019	@ Texas	W	45-38	2-0-0	0-0-0	3:46	98763
Sep 14, 2019	vs Northwestern St.	W	65-14	3-0-0	0-0-0	3:23	100334
Sep 21, 2019	@ Vanderbilt	W	66-38	4-0-0	1-0-0	4:02	32048
Oct 5, 2019	vs Utah State	W	42-6	5-0-0	1-0-0	3:15	100266
Oct. 12, 2019	vs Florida	W	42-28	6-0-0	2-0-0	3:18	102321
Oct. 19, 2019	@ Mississippi St.	W	36-13	7-0-0	3-0-0	3:17	59282
Oct. 26, 2019	vs Auburn	W	23-20	8-0-0	4-0-0	3:52	102160
Nov. 9, 2019	@ Alabama	W	46-41	9-0-0	5-0-0	3:42	101821
Nov. 16, 2019	@ Ole Miss	W	58-37	10-0-0	6-0-0	3:26	53797
Nov. 23, 2019	vs Arkansas	W	56-20	11-0-0	7-0-0	3:16	101173
Nov. 30, 2019	vs Texas A&M	W	50-7	12-0-0	8-0-0	3:24	102218
Dec. 07, 2019	vs. Georgia	W	37-10	13-0-0	9-0-0	3:42	74150
Dec. 28, 2019	vs. Oklahoma	W	63-28	14-0-0	9-0-0	3:35	78347

SCORING

	TD	FGs	PATs Kick	Rush	Rcv	Pass	DXP	Saf	Points
Cade York	0	21-26	83-87	0-0	0	0-0	0	0	146
Ja'Marr Chase	18	0-0	0-0	0-0	1	0-0	0	0	110
Justin Jefferson	18	0-0	0-0	0-0	0	0-0	0	0	108
Clyde Edwards-Helaire	17	0-0	0-0	0-0	0	0-0	0	0	102
Terrace Marshall Jr.	12	0-0	0-0	0-0	0	0-0	0	0	72
Tyrion Davis-Price	6	0-0	0-0	0-0	0	0-0	0	0	36
John Emery Jr.	4	0-0	0-0	0-0	0	0-0	0	0	24
Joe Burrow	4	0-0	0-0	0-0	0	1-2	0	0	24
Racey McMath	3	0-0	0-0	0-0	0	0-0	0	0	18
Derrick Dillon	2	0-0	0-0	0-0	0	0-0	0	0	12
Thaddeus Moss	2	0-0	0-0	0-0	0	0-0	0	0	12
Trey Palmer	1	0-0	0-0	0-0	0	0-0	0	0	6
Micah Baskerville	1	0-0	0-0	0-0	0	0-0	0	0	6
Lanard Fournette	1	0-0	0-0	0-0	0	0-0	0	0	6
Team	0	0-0	0-0	0-0	0	0-0	0	1	2
Total	**89**	**21-26**	**83-87**	**0-0**	**1**	**1-2**	**0**	**1**	**684**
Opponents	**39**	**10-15**	**35-36**	**1-1**	**1**	**1-2**	**0**	**0**	**303**

TOTAL OFFENSE

	GP	Plays	Rush	Pass	Total	Avg/G
Joe Burrow	14	579	311	5208	5519	394.2
Clyde Edwards-Helaire	14	199	1304	0	1304	93.1
Myles Brennan	10	49	41	353	394	39.4
Tyrion Davis-Price	14	64	295	0	295	21.1
Chris Curry	13	38	188	0	188	14.5
John Emery Jr.	10	39	188	0	188	18.8
Lanard Fournette	4	13	36	0	36	9.0
Ja'Marr Chase	13	1	5	0	5	0.4
Adrian Magee	14	0	1	0	1	0.1
Team	12	17	-32	0	-32	-2.7
Total	**14**	**999**	**2337**	**5561**	**7898**	**564.1**
Opponents	**14**	**943**	**1652**	**3107**	**4759**	**339.9**

RUSHING

	GP	Att	Gain	Loss	Net	Avg	TD	Long	Avg/G
Clyde Edwards-Helaire	14-13	199	1333	29	1304	6.6	16	89	93.1
Joe Burrow	14-14	101	496	185	311	3.1	4	22	22.2
Tyrion Davis-Price	14-0	64	301	6	295	4.6	6	33	21.1
John Emery Jr.	10-0	39	196	8	188	4.8	4	39	18.8
Chris Curry	13-1	38	193	5	188	4.9	0	20	14.5
Myles Brennan	10-0	9	43	2	41	4.6	0	9	4.1
Lanard Fournette	4-0	13	46	10	36	2.8	1	10	9.0
Ja'Marr Chase	13-13	1	5	0	5	5.0	0	5	0.4
Adrian Magee	14-14	0	1	0	1	0.0	0	0	0.1
Team	12-0	17	0	32	-32	-1.9	0	0	-2.7
Total	**14**	**481**	**2614**	**277**	**2337**	**4.9**	**31**	**89**	**166.9**
Opponents	**14**	**459**	**2050**	**398**	**1652**	**3.6**	**16**	**70**	**118.0**

PASSING

PASSING	GP	Effic	Cmp-Att-Int	Pct	Yards	TD	Long	Avg/G
Joe Burrow	14-14	204.6	371-478-6	77.6	5208	55	78	372.0
Myles Brennan	10-0	137.4	24-40-1	60.0	353	1	58	35.3
Total	**14**	**199.4**	**395-518-7**	**76.3**	**5561**	**56**	**78**	**397.2**
Opponents	**14**	**111.4**	**246-484-17**	**50.8**	**3107**	**20**	**85**	**221.9**

RECEIVING

	GP	No.	Yards	Avg	TD	Long	Avg/G
Justin Jefferson	14-14	102	1434	14.1	18	71	102.4
Ja'Marr Chase	13-13	75	1559	20.8	18	78	119.9
Clyde Edwards-Helaire	14-13	50	399	8.0	1	26	28.5
Terrace Marshall Jr.	11-11	43	625	14.5	12	41	56.8
Thaddeus Moss	13-13	42	534	12.7	2	62	41.1
Racey McMath	13-0	17	285	16.8	3	60	21.9
Derrick Dillon	13-3	15	202	13.5	2	37	15.5
Stephen Sullivan	14-2	12	130	10.8	0	30	9.3
Tyrion Davis-Price	14-0	10	74	7.4	0	18	5.3
John Emery Jr.	10-0	6	60	10.0	0	17	6.0
Jaray Jenkins	7-0	5	67	13.4	0	35	9.6
Lanard Fournette	4-0	5	19	3.8	0	10	4.8
Chris Curry	13-1	3	23	7.7	0	9	1.8
Jontre Kirklin	13-0	2	75	37.5	0	65	5.8
Devonta Lee	12-0	2	27	13.5	0	28	2.2
Tory Carter	10-0	2	15	7.5	0	8	1.5
Joe Burrow	14-14	1	16	16.0	0	16	1.1
TK McLendon	3-0	1	12	12.0	0	12	4.0
Trey Palmer	9-0	1	6	6.0	0	6	0.7
Jamal Pettigrew	14-0	1	-1	-1.0	0	0	-0.1
Total	**14**	**395**	**5561**	**14.1**	**56**	**78**	**397.2**
Opponents	**14**	**246**	**3107**	**12.6**	**20**	**85**	**221.9**

ALL-PURPOSE

	GP	Rush	Rcv	PR	KR	IR	Total	Avg/G
Clyde Edwards-Helaire	14	1304	399	0	214	0	1917	136.9
Ja'Marr Chase	13	5	1559	0	0	0	1564	120.3
Justin Jefferson	14	0	1434	0	0	0	1434	102.4
Terrace Marshall Jr.	11	0	625	0	0	0	625	56.8
Thaddeus Moss	13	0	534	0	0	0	534	41.1
Tyrion Davis-Price	14	295	74	0	0	0	369	26.4
Joe Burrow	14	311	16	0	0	0	327	23.4
Racey McMath	13	0	285	0	0	0	285	21.9
John Emery Jr.	10	188	60	0	0	0	248	24.8
Chris Curry	13	188	23	0	0	0	211	16.2
Derrick Dillon	13	0	202	0	0	0	202	15.5
Derek Stingley Jr.	14	0	0	146	0	17	163	11.6
Stephen Sullivan	14	0	130	0	0	0	130	9.3
Jontre Kirklin	13	0	75	0	20	0	95	7.3
Trey Palmer	9	0	6	65	11	0	82	9.1
Micah Baskerville	12	0	0	23	46	0	69	5.8
Jaray Jenkins	7	0	67	0	0	0	67	9.6
Lanard Fournette	4	36	19	0	0	0	55	13.8
Kary Vincent Jr.	14	0	0	0	0	45	45	3.2
Myles Brennan	10	41	0	0	0	0	41	4.1
Devonta Lee	12	0	27	0	0	0	27	2.2
Patrick Queen	14	0	0	0	0	16	16	1.1
Tory Carter	10	0	15	0	0	0	15	1.5
TK McLendon	3	0	12	0	0	0	12	4.0
JaCoby Stevens	14	0	0	0	0	9	9	0.6
Adrian Magee	14	1	0	0	0	0	1	0.1
Jamal Pettigrew	14	0	-1	0	0	0	-1	-0.1
Team	12	-32	0	0	0	0	-32	-2.7
Total	**14**	**2337**	**5561**	**234**	**291**	**87**	**8510**	**607.9**
Opponents	**14**	**1652**	**3107**	**117**	**307**	**82**	**5265**	**376.1**

PUNT RETURNS

	No.	Yards	Avg	TD	Long
Derek Stingley Jr.	15	146	9.7	0	32
Trey Palmer	3	65	21.7	1	54
Micah Baskerville	1	23	23.0	1	0
Total	**19**	**234**	**12.3**	**2**	**54**
Opponents	**7**	**117**	**16.7**	**1**	**77**

INTERCEPTIONS

	No.	Yards	Avg	TD	Long
Derek Stingley Jr.	6	17	2.8	0	17
Kary Vincent Jr.	4	45	11.2	0	40
JaCoby Stevens	3	9	3.0	0	9
Grant Delpit	2	0	0.0	0	0
Kristian Fulton	1	0	0.0	0	0
Patrick Queen	1	16	16.0	0	16
Total	**17**	**87**	**5.1**	**0**	**40**
Opponents	**7**	**82**	**11.7**	**1**	**47**

KICK RETURNS

	No.	Yards	Avg	TD	Long
C. Edwards-Helaire	10	214	21.4	0	38
Trey Palmer	1	11	11.0	0	11
Tory Carter	1	0	0.0	0	0
Jontre Kirklin	1	20	20.0	0	20
Micah Baskerville	1	46	46.0	0	46
Total	**14**	**291**	**20.8**	**0**	**46**
Opponents	**14**	**307**	**21.9**	**0**	**33**

FUMBLE RETURNS

	No.	Yards	Avg	TD	Long
Patrick Queen	1	10	10.0	0	10
Rashard Lawrence	1	1	1.0	0	1
Total	**2**	**11**	**5.5**	**0**	**10**
Opponents	**1**	**2**	**2.0**	**1**	**2**

PUNTING

	No.	Yards	Avg	Long	TB	FC	I20	50+	Blkd
Zach Von Rosenberg	40	1701	42.5	57	3	17	18	11	0
Total	**40**	**1701**	**42.5**	**57**	**3**	**17**	**18**	**11**	**0**
Opponents	**82**	**3603**	**43.9**	**74**	**11**	**24**	**21**	**20**	**1**

KICKOFFS

	No.	Yards	Avg	TB	OB	Retn	Net	YdLn
Avery Atkins	124	7790	62.8	105	1			
Total	**124**	**7790**	**62.8**	**105**	**1**	**21.9**	**39.2**	**25**
Opponents	**59**	**3098**	**52.5**	**21**	**2**	**20.8**	**38.7**	**26**

FIELD GOALS

FIELD GOALS	Md-Att	Pct	01-19	20-29	30-39	40-49	50-99	Long	Blkd
Cade York	21-26	80.8	0-0	8-8	4-4	5-9	4-5	52	0

FG SEQUENCE

	LSU	Opponents
Georgia Southern	(39),(48)	(47)
Texas	(36),(33),(40)	(47)
Northwestern St.	(26)	34
Vanderbilt	(25)	(41)
Utah St.	53	(30),(47)
Florida	44	-
Mississippi State	(20),(23),(25)	-
Auburn	(20)	(30),(23)
Alabama	(40),(45)	-
Ole Miss	48,(33),(27),(52)	38
Arkansas	-	(24),(47),45
Texas A&M	(51),(50)	-
Georgia	(41),48,(28),(50)	52,(47),45
Oklahoma	46	-

Numbers in (parentheses) indicate field goal was made.

DEFFENSIVE LEADERS

			Tackles				Sacks	Pass Defense				Fumbles		Blkd	
		GP	Solo	Ast	Total	TFL-Yds	No-Yds	Int-Yds	BU	PD	Qbh	Rcv-Yds	FF	Kick	Saf
6	Jacob Phillips	14-14	51	54	105	7.0-21	1.0-11	.	1	1	3	.	1	.	.
3	JaCoby Stevens	14-14	48	37	85	8.5-42	5.0-28	3-9	6	9	2	.	.	.	.
8	Patrick Queen	14-11	31	46	77	9.5-45	2.5-25	1-16	2	3	1	1-10	.	.	.
7	Grant Delpit	13-13	33	26	59	3.5-12	1.0-9	2-0	7	9	1	1-0	.	.	.
18	K'Lavon Chaisson	12-12	32	26	58	13.5-86	6.5-54	.	2	2	6	.	1	.	.
35	Damone Clark	14-3	17	33	50	4.0-33	3.5-32	.	.	.	.	.	.	.	.
92	Neil Farrell Jr.	14-3	15	30	45	6.5-17	3.0-12	.	1	1	4	.	1	.	.
5	Kary Vincent Jr.	14-8	33	11	44	2.0-4	.	4-45	9	13	.	.	.	.	.
72	Tyler Shelvin	14-13	13	26	39	3.0-5	.		.	2	2	1	.	.	.
24	Derek Stingley Jr.	14-14	30	6	36	1.0-3	.	6-17	15	21	.	.	.	.	.
1	Kristian Fulton	14-14	22	10	32	.	.	1-0	13	14	.	.	.	.	.
90	Rashard Lawrence	11-10	10	15	25	5.0-29	2.5-19	.	3	3	1	1-1	1	.	.
45	Michael Divinity Jr.	5-3	16	7	23	4.0-26	3.0-24	.	.	.	3	.	1	.	.
31	Cameron Lewis	14-0	8	12	20	0.5-3	0.5-3	.	2	2	.	.	.	.	.
97	Glen Logan	11-10	5	13	18	1.5-2	1.0-1	.	2	2	2	.	.	.	.
91	Breiden Fehoko	14-4	8	9	17	6.0-20	0.5-5	.	1	1	2	.	.	.	.
62	Siaki Ika	12-0	6	11	17	1.5-3	.		.	.	.	.	.	.	.
25	Cordale Flott	13-1	9	6	15	.	.		.	4	4	1	.	.	.
23	Micah Baskerville	12-0	10	5	15	4.0-10	1.0-1	.	1	1	.	.	.	1	.
14	Mo Hampton Jr.	12-2	6	4	10	.	.		.	1	1	.	.	.	.
46	Andre Anthony	9-2	4	5	9	1.0-2	1.0-2	.	1	1	.	.	.	.	.
43	Ray Thornton	13-0	3	6	9	.	.		.	.	.	1	1-0	.	.
9	Marcel Brooks	11-0	2	6	8	1.5-13	1.5-13	.	.	.	3	.	.	.	.
93	Justin Thomas	5-1	6	2	8	2.0-8	1.0-7	.	.	.	.	.	.	.	.
94	Joseph Evans	4-1	2	5	7	.	.		.	.	.	.	.	.	.
11	Eric Monroe	11-0	6	1	7	1.0-1	.		.	.	.	.	.	.	.
16	Jay Ward	12-0	3	1	4	.	.		.	3	3	1	.	.	.
4	Todd Harris Jr.	3-1	3	.	3	1.0-4	.		.	.	.	.	.	.	.
34	Lloyd Cole	14-0	2	1	3	.	.		.	.	.	.	.	.	.
49	Travez Moore	2-0	2	1	3	0.5-3	0.5-3	.	.	.	.	.	.	.	.
13	Jontre Kirklin	13-0	1	1	2	.	.		.	.	.	.	.	.	.
42	Aaron Moffitt	14-0	1	1	2	.	.		.	.	.	.	.	.	.
44	Tory Carter	10-0	1	1	2	.	.		.	.	.	.	.	.	.
10	Stephen Sullivan	14-2	1	.	1	.	.		.	.	.	.	.	.	.
9	Joe Burrow	14-14	1	.	1	.	.		.	.	.	.	.	.	.
68	Damien Lewis	14-14	1	.	1	.	.		.	.	.	.	.	.	.
27	Lanard Fournette	4-0	1	.	1	.	.		.	.	.	.	.	.	.
58	Jared Small	5-0	.	1	1	.	.		.	.	.	.	.	.	.
17	Racey McMath	13-0	1	.	1	.	.		.	.	.	.	.	.	.
19	Derrick Dillon	13-3	1	.	1	.	.		.	.	.	.	.	.	.
2	Justin Jefferson	14-14	1	.	1	.	.		.	.	.	.	.	.	.
41	Carlton Smith	7-0	.	1	1	.	.		.	.	.	.	.	.	.
32	Avery Atkins	14-0	1	.	1	.	.		.	.	.	.	.	.	.
24	Chris Curry	13-1	.	1	1	.	.		.	.	.	.	.	.	.
80	Jamal Pettigrew	14-0	.	1	1	.	.		.	.	.	.	.	.	.
1	Ja'Marr Chase	13-13	1	.	1	.	.		.	.	.	.	.	.	.
TM	Team	12-0	.	.	.	.	.		.	.	.	.	.	.	1
Total		**14-0**	**448**	**422**	**870**	**88-392**	**35-249**	**17-87**	**76**	**93**	**32**	**4-11**	**5**	**1**	**1**
Opponents		**14-0**	**521**	**540**	**1061**	**67-267**	**30-195**	**7-82**	**43**	**50**	**24**	**5-2**	**10**	**1**	**.**

TACKLES

	TOTALS	GS	TEXAS	NSU	VANDY	USU	UF	MSU	AU	UA	OM	ARK	TAMU	SEC	PEACH
Jacob Phillips LB	51-54-105	3-7-10	6-1-7	3-5-8	6-4-10	2-3-5	4-5-9	5-3-8	2-5-7	2-5-7	5-6-11	5-7-12	0-1-1	2-0-2	6-2-8
JaCoby Stevens DB	48-37-85	3-4-7	7-1-8	1-1-2	1-4-5	0-1-1	4-4-8	4-4-8	6-4-10	4-3-7	3-6-9	6-2-8	1-1-2	6-1-7	2-1-3
Patrick Queen LB	31-46-77	0-2-2	1-5-6	0-4-4	0-2-2	5-1-6	5-1-6	2-1-3	3-4-7	4-3-7	0-9-9	2-5-7	2-2-4	4-2-6	3-5-8
Grant Delpit, S	33-26-59	2-2-4	3-0-3	1-2-3	4-2-6	2-1-3	6-2-8	5-6-11	2-3-5	2-0-2	1-4-5	DNP	2-1-3	2-1-3	1-2-3
K'Lavon Chaisson LB	32-26-58	1-4-5	4-1-5	DNP	DNP	1-0-1	5-3-8	0-2-2	2-4-6	5-5-10	0-1-1	1-3-4	3-3-6	4-0-4	6-0-6
Damone Clark LB	17-33-50	1-8-9	1-2-3	2-4-6	2-2-4	0-1-1	1-2-3	2-1-3	1-0-1	1-0-1	0-3-3	1-5-6	2-2-4	2-3-5	1-0-1
Neil Farrell DE	15-30-45	2-6-8	0-1-1	0-6-6	2-2-4	1-2-3	1-3-4	1-2-3	1-1-2	2-0-2	2-3-5	1-2-3	1-0-1	0-2-2	1-0-1
Kary Vincent CB	33-11-44	0-1-1	4-1-5	4-2-6	1-1-2	1-0-1	1-0-1	7-1-8	1-1-2	2-0-2	2-2-4	2-0-2	2-2-4	2-0-2	4-0-4
Tyler Shelvin NG	13-26-39	1-5-6	2-0-2	1-2-3	2-2-4	0-1-1	1-2-3	0-2-2	1-4-5	0-3-3	2-2-4	1-1-2	1-0-1	1-2-3	-
Derek Stingley CB	30-6-36	-	3-0-3	1-1-2	5-0-5	2-0-2	5-1-6	-	3-1-4	1-0-1	0-1-1	2-0-2	2-1-3	5-0-5	1-1-2
Kristian Fulton CB	22-10-32	1-0-1	4-0-4	-	4-1-5	2-1-3	4-0-4	1-2-3	0-1-1	1-1-2	0-2-2	1-1-2	2-1-3	1-0-1	1-0-1
Rashard Lawrence DE	10-15-25	1-0-1	1-0-1	DNP	DNP	DNP	-	1-2-3	0-2-2	1-3-4	2-1-3	1-3-4	1-0-1	2-2-4	0-2-2
Michael Divinity LB	16-7-23	DNP	8-2-10	DNP	0-1-1	DNP	1-2-3	3-1-4	4-1-5	DNP	DNP	DNP	DNP	DNP	DNP
Cameron Lewis DB	8-12-20	1-0-1	-	1-4-5	1-0-1	-	1-0-1	0-2-2	0-1-1	1-1-2	0-1-1	0-2-2	1-0-1	-	2-1-3
Glen Logan DE	5-13-18	0-3-3	1-2-3	DNP	DNP	DNP	2-0-2	0-1-1	1-2-3	-	0-3-3	-	1-1-2	-	0-1-1
Siaki Ika, DT	6-11-17	1-0-1	DNP	1-1-2	DNP	1-1-2	1-0-1	0-1-1	-	0-1-1	1-2-3	0-3-3	0-1-1	0-1-1	1-0-1
Breiden Fehoko DE	8-9-17	-	-	0-2-2	2-2-4	3-0-3	0-1-1	1-1-2	0-1-1	-	-	1-1-2	1-1-2	-	-
Micah Baskerville LB	10-5-15	DNP	DNP	1-1-2	1-0-1	2-0-2	1-0-1	0-2-2	1-1-2	-	2-0-2	0-1-1	2-0-2	-	-
Cordale Flott CB	9-6-15	-	1-1-2	-	1-1-2	1-0-1	DNP	-	-	2-1-3	3-2-5	1-0-1	-	-	0-1-1
Mo Hampton Jr. DB	6-4-10	-	DNP	-	-	1-0-1	-	-	-	-	DNP	3-3-6	1-1-2	-	1-0-1
Andre Anthony LB	4-5-9	1-1-2	1-0-1	1-2-3	1-1-2	0-1-1	DNP	DNP	DNP	DNP	-	-	-	DNP	-
Ray Thornton LB	3-6-9	1-1-2	-	0-1-1	-	DNP	-	-	-	-	0-2-2	2-2-4	-	-	-
Marcel Brooks S	2-6-8	DNP	0-1-1	DNP	-	DNP	1-0-1	1-0-1	-	-	0-3-3	-	0-2-2	-	-
Justin Thomas DE	6-2-8	DNP	1-0-1	DNP	1-1-2	4-0-4	-	0-1-1	DNP	DNP	DNP	DNP	DNP	DNP	DNP
Eric Monroe DB	6-1-7	1-0-1	-	1-1-2	-	1-0-1	-	-	-	2-0-2	DNP	DNP	DNP	-	1-0-1
Joseph Evans DL	2-5-7	0-1-1	DNP	1-1-2	0-2-2	1-1-2	DNP	DNP	DNP	DNP	DNP	DNP	DNP	DNP	DNP
Jay Ward CB	3-1-4	DNP	DNP	-	-	-	1-0-1	1-0-1	-	1-0-1	-	0-1-1	-	-	-
Lloyd Cole CB	2-1-3	-	-	-	-	-	-	-	1-0-1	1-0-1	0-1-1	-	-	-	-
Todd Harris DB	3-0-3	1-0-1	1-0-1	1-0-1	DNP	DNP	DNP	DNP	DNP	DNP	DNP	DNP	DNP	DNP	DNP
Travez Moore DE	2-1-3	DNP	DNP	2-1-3	-	DNP	DNP	DNP	DNP	DNP	DNP	DNP	DNP	DNP	DNP
Jontre Kirklin	1-1-2	-	-	-	-	-	DNP	-	-	-	-	0-1-1	1-0-1	-	-
Tory Carter	1-1-2	-	-	-	DNP	DNP	-	1-0-1	-	0-1-1	-	DNP	DNP	-	-
Aaron Moffitt	1-1-2	-	-	-	-	1-0-1	-	0-1-1	-	-	-	-	-	-	-
Steph. Sullivan	1-0-1	-	-	1-0-1	-	-	-	-	-	-	-	-	-	-	-
Ja'Marr Chase	1-0-1	-	-	DNP	-	-	-	-	1-0-1	-	-	-	-	-	-
Damien Lewis	1-0-1	-	1-0-1	-	-	-	-	-	-	-	-	-	-	-	-
Chris Curry	0-1-1	-	-	DNP	-	-	-	-	-	-	-	0-1-1	-	-	-
Jamal Pettigrew	0-1-1	-	-	-	-	-	-	-	-	0-1-1	-	-	-	-	-
Jared Small LB	0-1-1	0-1-1	-	-	DNP	DNP	DNP	DNP	DNP	DNP	DNP	-	DNP	DNP	-
Carlton Smith LB	0-1-1	-	-	0-1-1	DNP	-	DNP	DNP	DNP	-	DNP	-	DNP	DNP	-
La. Fournette	1-0-1	-	-	-	1-0-1	DNP	DNP	DNP	DNP	DNP	DNP	DNP	DNP	DNP	DNP
Just. Jefferson	1-0-1	-	-	-	-	-	-	-	-	-	1-0-1	-	-	-	-
Racey McMath	1-0-1	-	1-0-1	DNP	-	-	-	-	-	-	-	-	-	-	-
Avery Atkins	1-0-1	-	-	-	-	-	-	-	-	-	-	-	-	-	1-0-1
Joe Burrow	1-0-1	-	-	-	-	-	-	-	-	1-0-1	-	-	-	-	-
Derrick Dillon	1-0-1	-	-	-	-	-	-	-	1-0-1	-	DNP	-	-	-	-

TACKLES FOR LOSS

	TOTALS	GS	TEXAS	NSU	VANDY	USU	UF	MSU	AU	UA	OM	ARK	TAMU	SEC	PEACH
K'Lavon Chaisson LB	11-13.5	-	1.0-12	DNP	DNP	-	3.0-12	-	0.5-1	3.5-23	-	1.0-5	1.5-15	1.0-6	2.0-12
Patrick Queen LB	7-9.5	-	0.5-1	-	-	3.0-13	-	1.0-1	-	0.5-4	1.0-2	-	1.0-16	1.0-5	1.5-3
JaCoby Stevens DB	7-8.5	0.5-2	1.0-1	-	-	-	-	1.0-1	-	1.5-3	0.5-1	4.0-34	-	-	-
Jacob Phillips LB	6-7.0	-	-	-	3.0-4	-	-	-	1.0-11	0.5-1	-	2.5-5	-	-	-
Neil Farrell DE	5-6.5	1.0-2	-	0.5-1	1.0-1	1.5-7	-	-	-	-	1.5-3	-	1.0-3	-	-
Breiden Fehoko DE	5-6.0	-	-	0.5-1	2.5-11	1.0-1	-	1.0-6	-	-	-	1.0-1	-	-	-
Rashard Lawrence DE	4-5.0	1.0-12	-	DNP	DNP	DNP	-	-	-	0.5-5	-	1.5-6	1.0-2	1.0-4	-
Michael Divinity LB	4-4.0	DNP	1.0-12	DNP	-	DNP	-	2.0-7	1.0-7	DNP	DNP	DNP	DNP	DNP	DNP
Micah Baskerville LB	4-4.0	DNP	DNP	-	-	2.0-2	-	-	-	-	1.0-2	-	1.0-6	-	-
Damone Clark LB	3-4.0	-	-	-	1.5-11	0.5-1	-	-	1.0-14	-	-	-	1.0-7	-	-
Grant Delpit	2-3.5	1.5-3	-	-	-	-	-	-	-	-	0.5-0	DNP	-	1.0-9	0.5-0
Tyler Shelvin NG	2-3.0	1.0-2	-	-	-	-	1.0-2	-	0.5-0	-	0.5-1	-	-	-	-
Justin Thomas DE	2-2.0	DNP	-	DNP	1.0-7	1.0-1	-	-	DNP	DNP	DNP	DNP	DNP	DNP	DNP
Kary Vincent CB	2-2.0	-	-	-	-	1.0-2	-	-	-	-	-	1.0-2	-	-	-
Marcel Brooks S	1-1.5	DNP	-	DNP	-	DNP	1.0-8	-	-	-	-	-	0.5-5	-	-
Glen Logan DE	1-1.5	-	1.5-2	DNP	DNP	DNP	-	-	-	-	-	-	-	-	-
Siaki Ika	1-1.5	-	DNP	1.0-2	DNP	-	-	-	-	0.5-1	-	-	-	-	-
Andre Anthony LB	1-1.0	-	1.0-2	-	-	-	DNP	DNP	DNP	DNP	-	-	-	DNP	-
Derek Stingley CB	1-1.0	-	-	-	-	-	-	-	-	-	-	-	1.0-3	-	-
Eric Monroe DB	1-1.0	-	-	1.0-1	-	-	-	-	-	-	DNP	DNP	DNP	-	-
Todd Harris DB	1-1.0	-	1.0-4	-	DNP	DNP	DNP	DNP	DNP	DNP	DNP	DNP	DNP	DNP	DNP
Travez Moore DE	0-0.5	DNP	DNP	0.5-3	-	DNP	DNP	DNP	DNP	DNP	DNP	DNP	DNP	DNP	DNP
Cameron Lewis DB	0-0.5	-	-	0.5-3	-	-	-	-	-	-	-	-	-	-	-

PASSING

#9 Joe Burrow	Comp-Att-Int	Pct	Yards	TD	Long	Sack-Yds	Effic
Georgia Southern	23-27-0	85.2	278	5	44	0-0	232.79
Texas	31-39-1	79.5	471	4	61	4-25	209.65
Northwestern St.	21-24-1	87.5	373	2	65	1-5	237.22
Vanderbilt	25-34-0	73.5	398	6	64	2-20	230.09
Utah St.	27-38-1	71.1	344	5	39	2-9	185.25
Florida	21-24-0	87.5	293	3	54	0-0	231.30
Mississippi State	25-32-0	78.1	327	4	60	3-22	205.21
Auburn	32-42-1	76.2	321	1	45	3-16	143.49
Alabama	31-39-0	79.5	393	3	35	5-37	189.52
Ole Miss	32-42-2	76.2	489	5	61	3-15	203.75
Arkansas	23-28-0	82.1	327	3	50	0-0	215.60
Texas A&M	23-32-0	71.9	352	3	78	3-19	195.21
Georgia	28-38-0	73.7	349	4	71	2-12	185.57
Oklahoma	29-39-0	74.4	493	7	62	1-5	239.77
TOTALS	**371-478-6**	**77.6**	**5208**	**55**	**78**	**29-185**	**204.60**

#15 Myles Brennan	Comp-Att-Int	Pct	Yards	TD	Long	Sack-Yds	Effic
Georgia Southern	7-12-0	58.3	72	0	32	0-0	108.73
Northwestern St.	8-9-0	88.9	115	0	35	0-0	196.22
Vanderbilt	1-4-1	25.0	20	0	20	0-0	17.00
Utah St.	1-1-0	100.0	9	0	9	0-0	175.60
Mississippi State	0-3-0	0.0	0	0	0	0-0	0.00
Arkansas	2-4-0	50.0	25	0	16	0-0	102.50
Texas A&M	2-4-0	50.0	73	1	58	0-0	285.80
Oklahoma	3-3-0	100.0	39	0	17	0-0	209.20
TOTALS	**24-40-1**	**60.0**	**353**	**1**	**58**	**0-0**	**137.38**

RUSHING

	no-yds/td	GS	TEXAS	NSU	VANDY	USU	UF	MSU	AU	UA	OM	ARK	TAMU	SEC	PEACH
C. Ed.-Helaire RB	199-1304/16	9-45/1	15-87/1	13-50/2	14-106/1	14-72/0	13-134/2	11-53/0	26-136/1	20-103/3	23-172/1	6-188/3	18-87/1	15-57/0	2-14/0
Joe Burrow QB	101-310/4	1-2/0	9-8/0	7-30/1	2--20/0	10-42/1	6-43/0	4--11/0	13-31/1	14-64/0	9-26/0	4-24/0	6-9/0	11-41/0	5-21/1
Ty Davis-Price RB	64-295/6	5-11/0	1-0/0	7-29/2	4-19/0	11-53/0	3-40/1	6-49/0	4-22/0	3-4/0	3-8/1	2-1/1	7-24/1	4-10/0	4-25/0
Chris Curry RB	38-189/0	2-23/0	0-0/0	DNP	4-10/0	6-24/0	0-0/0	0-0/0	0-0/0	0-0/0	0-0/0	1-1/0	4-15/0	5-26/0	16-90/0
John Emery Jr. RB	39-188/4	6-20/0	DNP	3--2/1	9-51/1	8-45/0	1-2/0	2--1/0	DNP	DNP	3-21/0	2-42/1	2-4/0	DNP	3-6/1
Myles Brennan QB	9-41/0	3-3/0	DNP	1-9/0	2-14/0	2-11/0	DNP	0-0/0	DNP	DNP	0-0/0	1-4/0	0-0/0	0-0/0	0-0/0
La. Fournette RB	13-36/1	6-19/1	3-9/0	3-7/0	1-1/0	DNP	DNP	DNP	DNP	DNP	DNP	DNP	DNP	DNP	DNP
Ja'Marr Chase WR	1-5/0	0-0/0	0-0/0	DNP	0-0/0	0-0/0	0-0/0	0-0/0	0-0/0	0-0/0	0-0/0	0-0/0	0-0/0	0-0/0	1-5/0
Team	17--32/0	1--1/0	1--2/0	1--1/0	0-0/0	DNP	1--1/0	2--4/0	3--2/0	3--5/0	1--2/0	DNP	2--11/0	1--2/0	1--1/0

RECEIVING

	no-yds/td	GS	TEXAS	NSU	VANDY	USU	UF	MSU	AU	UA	OM	ARK	TAMU	SEC	PEACH
Ja'Marr Chase WR	75-1559/18	2-21/1	8-147/0	DNP	10-229/4	3-54/1	7-127/2	5-48/1	8-123/0	6-140/1	8-227/3	6-144/2	7-197/2	3-41/1	2-61/0
Just. Jefferson WR	102-1434/18	5-87/1	9-163/3	5-124/0	2-18/1	9-155/2	10-123/1	8-89/1	7-60/0	7-79/0	9-112/2	4-27/1	6-55/1	7-115/1	14-227/4
T. Marshall WR	43-625/12	4-31/3	6-123/1	6-75/2	4-75/0	DNP	DNP	DNP	2-29/1	2-45/1	4-32/0	1-12/0	3-34/0	5-89/2	6-80/2
Thaddeus Moss TE	42-534/2	2-61/0	1-15/0	DNP	0-0/0	5-39/1	3-38/0	3-48/0	7-45/0	6-46/0	5-63/0	4-68/0	0-0/0	2-12/0	4-99/1
C. Ed.-Helaire RB	50-399/1	4-31/0	4-15/0	0-0/0	1-1/0	1-12/0	0-0/0	2-15/0	7-51/0	9-77/1	4-22/0	7-65/0	4-49/0	7-61/0	0-0/0
Racey McMath WR	17-285/3	0-0/0	1-5/0	DNP	5-48/1	1-9/0	0-0/0	3-76/1	0-0/0	0-0/0	1-32/0	2-27/0	2-67/1	1-4/0	1-17/0
Derrick Dillon WR	15-202/2	1-32/0	0-0/0	3-41/0	0-0/0	4-42/1	0-0/0	1-37/1	0-0/0	0-0/0	DNP	0-0/0	2-17/0	2-11/0	2-22/0
Steph. Sullivan TE	12-130/0	0-0/0	0-0/0	4-51/0	3-48/0	1-8/0	1-5/0	2-9/0	0-0/0	0-0/0	0-0/0	0-0/0	0-0/0	0-0/0	1-9/0
Jontre Kirklin WR	2-75/0	0-0/0	0-0/0	2-75/0	0-0/0	0-0/0	DNP	0-0/0	0-0/0	0-0/0	0-0/0	0-0/0	0-0/0	0-0/0	0-0/0
Ty Davis-Price RB	10-74/0	2-24/0	0-0/0	2-20/0	1--1/0	0-0/0	0-0/0	1-5/0	1-13/0	1-6/0	1-1/0	0-0/0	1-6/0	0-0/0	0-0/0
Jaray Jenkins WR	5-67/0	0-0/0	DNP	5-67/0	0-0/0	0-0/0	DNP	0-0/0	DNP	DNP	DNP	0-0/0	DNP	DNP	0-0/0
John Emery Jr. RB	6-60/0	1-17/0	DNP	0-0/0	0-0/0	4-34/0	0-0/0	0-0/0	DNP	DNP	0-0/0	1-9/0	0-0/0	DNP	0-0/0
Devonta Lee WR	2-27/0	1--1/0	0-0/0	1-28/0	DNP	0-0/0	0-0/0	0-0/0	0-0/0	0-0/0	0-0/0	0-0/0	0-0/0	DNP	0-0/0
Chris Curry RB	3-23/0	2-14/0	0-0/0	DNP	0-0/0	0-0/0	0-0/0	0-0/0	0-0/0	0-0/0	0-0/0	0-0/0	0-0/0	0-0/0	1-9/0
La. Fournette RB	5-19/0	3-16/0	2-3/0	0-0/0	0-0/0	DNP	DNP	DNP	DNP	DNP	DNP	DNP	DNP	DNP	DNP
Joe Burrow QB	1-16/0	0-0/0	0-0/0	0-0/0	0-0/0	0-0/0	0-0/0	0-0/0	0-0/0	0-0/0	0-0/0	0-0/0	0-0/0	1-16/0	0-0/0
Tory Carter FB	2-15/0	0-0/0	0-0/0	1-7/0	DNP	DNP	0-0/0	0-0/0	0-0/0	0-0/0	0-0/0	DNP	DNP	0-0/0	1-8/0
TK McLendon TE	1-12/0	1-12/0	0-0/0	DNP	0-0/0	DNP	DNP	DNP	DNP	DNP	DNP	DNP	DNP	DNP	DNP
Trey Palmer WR	1-6/0	1-6/0	DNP	0-0/0	0-0/0	0-0/0	0-0/0	0-0/0	DNP	DNP	DNP	0-0/0	0-0/0	DNP	0-0/0
Jamal Pettigrew TE	1--1/0	1--1/0	0-0/0	0-0/0	0-0/0	0-0/0	0-0/0	0-0/0	0-0/0	0-0/0	0-0/0	0-0/0	0-0/0	0-0/0	0-0/0

TEAM STATISTICS

		Rushing				Receiving				Passing				Kick Ret				Punt Ret				tot
Date	**Opponent**	**no.**	**yds**	**td**	**lg**	**no.**	**yds**	**td**	**lg**	**c-a-i**	**yds**	**td**	**lg**	**no.**	**yds**	**td**	**lg**	**no.**	**yds**	**td**	**lg**	**off**
Aug 31, 2019	GEORGIA SOUTHERN	33	122	2	20	30	350	5	44	30-39-0	350	5	44	0	0	0	0	4	52	0	32	472
Sep 07, 2019	at Texas	29	102	1	24	31	471	4	61	31-39-1	471	4	61	0	0	0	0	1	11	0	11	573
Sep 14, 2019	NORTHWESTERN ST.	35	122	6	13	29	488	2	65	29-33-1	488	2	65	3	76	0	31	4	108	1	54	610
Sep 21, 2019	at Vanderbilt	36	181	2	46	26	418	6	64	26-38-1	418	6	64	2	68	0	46	4	25	1	1	599
Oct 05, 2019	UTAH ST.	51	248	1	21	28	353	5	39	28-39-1	353	5	39	1	38	0	38	1	10	0	10	601
Oct 12, 2019	FLORIDA	24	218	3	57	21	293	3	54	21-24-0	293	3	54	1	20	0	20	0	0	0	0	511
Oct 19, 2019	at Mississippi State	25	86	0	19	25	327	4	60	25-35-0	327	4	60	2	24	0	22	1	2	0	2	413
Oct 26, 2019	AUBURN	46	187	2	26	32	321	1	45	32-42-1	321	1	45	0	0	0	0	2	7	0	7	508
Nov 09, 2019	at Alabama	40	166	3	19	31	393	3	35	31-39-0	393	3	35	1	19	0	19	2	19	0	11	559
Nov 16, 2019	at Ole Miss	39	225	2	49	32	489	5	61	32-42-2	489	5	61	1	0	0	0	0	0	0	0	714
Nov 23, 2019	ARKANSAS	16	260	5	89	25	352	3	50	25-32-0	352	3	50	0	0	0	0	0	0	0	0	612
Nov 30, 2019	TEXAS A&M	39	128	2	18	25	425	4	78	25-36-0	425	4	78	2	26	0	15	0	0	0	0	553
Dec 07, 2019	vs Georgia	36	132	0	20	28	349	4	71	28-38-0	349	4	71	0	0	0	0	0	0	0	0	481
Dec 28, 2019	vs Oklahoma	32	160	2	20	32	532	7	62	32-42-0	532	7	62	1	20	0	20	0	0	0	0	692
LSU		**481**	**2337**	**31**	**89**	**395**	**5561**	**56**	**78**	**395-518-7**	**5561**	**56**	**78**	**14**	**291**	**0**	**46**	**19**	**234**	**2**	**54**	**7898**
Opponent		**459**	**1652**	**16**	**70**	**246**	**3107**	**20**	**85**	**246-484-17**	**3107**	**20**	**85**	**14**	**307**	**0**	**33**	**7**	**117**	**1**	**77**	**4759**

Games: 14 Avg/rush: 4.9 Avg/catch: 14.1 Pass effic: 199.41 KR avg: 20.8 PR avg: 12.3 All purpose avg/game: 607.9 Total offense avg/gm: 564.1

		Tackles					Sacks		Fumble			Pass Defense				blkd	PAT Attempts			off		
Date	**Opponent**	**solo**	**ast**	**total**	**tfl**	**yds**	**no.**	**yds**	**ff**	**fr**	**yds**	**no.**	**yds**	**qbh**	**brup**	**kick**	**kicks**	**rush**	**rcv**	**saf**	**t/o**	**pts**
Aug 31, 2019	GEORGIA SOUTHERN	21	46	67	5.0	21	2.0	14	2	2	10	0	0	1	2	0	7-7	0	0	0	14	55
Sep 07, 2019	at Texas	51	18	69	7.0	34	5.0	28	1	0	0	0	0	3	5	0	4-4	0	1	0	0	45
Sep 14, 2019	NORTHWESTERN ST.	23	42	65	4.0	11	1.0	6	0	0	0	0	0	0	9	0	8-9	0	0	0	0	65
Sep 21, 2019	at Vanderbilt	35	28	63	9.0	34	3.0	23	0	0	0	2	0	3	9	1	9-9	0	0	0	0	66
Oct 05, 2019	UTAH ST.	31	14	45	10.0	27	2.0	8	0	0	0	3	5	1	2	0	6-6	0	0	0	14	42
Oct 12, 2019	FLORIDA	45	26	71	5.0	22	2.0	17	0	0	0	1	0	5	9	0	6-6	0	0	0	7	42
Oct 19, 2019	at Mississippi State	35	36	71	5.0	15	2.0	6	1	1	1	2	9	4	4	0	3-4	0	0	0	10	36
Oct 26, 2019	AUBURN	31	36	67	4.0	33	3.0	32	0	0	0	1	0	3	3	0	2-3	0	0	0	0	23
Nov 09, 2019	at Alabama	33	28	61	7.0	37	1.0	9	0	1	0	1	16	5	6	0	4-5	0	0	0	14	46
Nov 16, 2019	at Ole Miss	24	54	78	5.0	9	0.0	0	0	0	0	1	40	0	4	0	7-7	0	0	0	3	58
Nov 23, 2019	ARKANSAS	30	44	74	11.0	53	3.0	26	0	0	0	0	0	1	6	0	8-8	0	0	0	0	56
Nov 30, 2019	TEXAS A&M	26	20	46	8.0	57	6.0	48	1	0	0	3	0	5	7	0	6-6	0	0	1	10	50
Dec 07, 2019	vs Georgia	31	14	45	4.0	24	3.0	20	0	0	0	2	17	1	4	0	4-4	0	0	0	7	37
Dec 28, 2019	vs Oklahoma	32	16	48	4.0	15	2.0	12	0	0	0	1	0	0	6	0	9-9	0	0	0	7	63
LSU		**448**	**422**	**870**	**88.0**	**392**	**35.0**	**249**	**5**	**4**	**11**	**17**	**87**	**32**	**76**	**1**	**83-87**	**0**	**1**	**1**	**86**	**684**
Opponent		**521**	**540**	**1061**	**67.0**	**267**	**30.0**	**195**	**10**	**5**	**2**	**7**	**82**	**24**	**43**	**1**	**35-36**	**1**	**1**	**0**	**31**	**303**

		Punting									Field Goals			Kickoffs				
Date	**Opponent**	**no.**	**yds**	**avg**	**long**	**blkd**	**tb**	**fc**	**50+**	**in20**	**m-a**	**long**	**blkd**	**no.**	**yds**	**avg**	**tb**	**ob**
Aug 31, 2019	GEORGIA SOUTHERN	3	155	51.7	53	0	0	1	3	3	2-2	48	0	10	650	65.0	9	0
Sep 07, 2019	at Texas	2	96	48.0	52	0	0	1	1	1	3-3	40	0	9	585	65.0	9	0
Sep 14, 2019	NORTHWESTERN ST.	1	36	36.0	36	0	0	0	0	1	1-1	26	0	11	690	62.7	9	0
Sep 21, 2019	at Vanderbilt	5	211	42.2	56	0	0	2	2	2	1-1	25	0	11	715	65.0	11	0
Oct 05, 2019	UTAH ST.	2	91	45.5	55	0	1	1	1	1	0-1	0	0	7	455	65.0	6	0
Oct 12, 2019	FLORIDA	2	81	40.5	49	0	0	1	0	2	0-1	0	0	7	455	65.0	7	0
Oct 19, 2019	at Mississippi State	5	233	46.6	57	0	1	1	2	2	3-3	25	0	8	518	64.8	7	0
Oct 26, 2019	AUBURN	6	229	38.2	45	0	1	3	0	0	1-1	20	0	5	325	65.0	3	0
Nov 09, 2019	at Alabama	4	159	39.8	46	0	0	2	0	2	2-2	45	0	9	545	60.6	4	0
Nov 16, 2019	at Ole Miss	0	0	0.0	0	0	0	0	0	0	3-4	52	0	11	662	60.2	8	0
Nov 23, 2019	ARKANSAS	3	111	37.0	44	0	0	1	0	1	0-0	0	0	9	440	48.9	6	1
Nov 30, 2019	TEXAS A&M	4	175	43.8	52	0	0	2	1	3	2-2	51	0	9	585	65.0	9	0
Dec 07, 2019	vs Georgia	2	90	45.0	51	0	0	2	1	0	3-4	50	0	8	520	65.0	8	0
Dec 28, 2019	vs Oklahoma	1	34	34.0	34	0	0	0	0	0	0-1	0	0	10	645	64.5	9	0
LSU		**40**	**1701**	**42.5**	**57**	**0**	**3**	**17**	**11**	**18**	**21-26**	**52**	**0**	**124**	**7790**	**62.8**	**105**	**1**
Opponent		**82**	**3603**	**43.9**	**74**	**1**	**11**	**24**	**20**	**21**	**10-15**	**47**	**0**	**59**	**3098**	**52.5**	**21**	**2**

OPPONENT TEAM STATISTICS

		Rushing				Receiving				Passing				Kick Ret				Punt Ret				tot
Date	**Opponent**	**no.**	**yds**	**td**	**lg**	**no.**	**yds**	**td**	**lg**	**c-a-i**	**yds**	**td**	**lg**	**no.**	**yds**	**td**	**lg**	**no.**	**yds**	**td**	**lg**	**off**
Aug 31, 2019	GEORGIA SOUTHERN	39	74	0	11	4	24	0	12	4-11-0	24	0	12	1	13	0	13	0	0	0	0	98
Sep 07, 2019	at Texas	37	121	1	17	32	409	4	55	32-48-0	409	4	55	0	0	0	0	1	2	0	2	530
Sep 14, 2019	NORTHWESTERN ST.	23	46	0	7	23	232	2	28	23-41-0	232	2	28	1	16	0	16	0	0	0	0	278
Sep 21, 2019	at Vanderbilt	34	145	2	52	19	229	1	36	19-39-2	229	1	36	0	0	0	0	1	11	0	11	374
Oct 05, 2019	UTAH ST.	22	19	0	8	16	140	0	35	16-31-3	140	0	35	1	21	0	21	0	0	0	0	159
Oct 12, 2019	FLORIDA	40	146	0	17	24	311	4	28	24-44-1	311	4	28	0	0	0	0	0	0	0	0	457
Oct 19, 2019	at Mississippi State	37	102	1	12	17	238	1	29	17-28-2	238	1	29	1	28	0	28	2	3	0	7	340
Oct 26, 2019	AUBURN	33	130	1	70	15	157	1	34	15-36-1	157	1	34	2	59	0	32	1	3	0	3	287
Nov 09, 2019	at Alabama	28	123	1	31	21	418	4	85	21-40-1	418	4	85	5	91	0	29	1	77	1	77	541
Nov 16, 2019	at Ole Miss	44	402	4	60	15	212	1	55	15-27-1	212	1	55	1	30	0	30	0	0	0	0	614
Nov 23, 2019	ARKANSAS	43	114	1	30	13	190	1	38	13-28-0	190	1	38	1	16	0	16	0	0	0	0	304
Nov 30, 2019	TEXAS A&M	26	72	1	26	11	97	0	45	11-34-3	97	0	45	0	0	0	0	1	21	0	21	169
Dec 07, 2019	vs Georgia	25	61	0	14	20	225	1	21	20-43-2	225	1	21	0	0	0	0	0	0	0	0	286
Dec 28, 2019	vs Oklahoma	28	97	4	12	16	225	0	51	16-34-1	225	0	51	1	33	0	33	0	0	0	0	322
Opponent totals		**459**	**1652**	**16**	**70**	**246**	**3107**	**20**	**85**	**246-484-17**	**3107**	**20**	**85**	**14**	**307**	**0**	**33**	**7**	**117**	**1**	**77**	**4759**
LSU		**481**	**2337**	**31**	**89**	**395**	**5561**	**56**	**78**	**395-518-7**	**5561**	**56**	**78**	**14**	**291**	**0**	**46**	**19**	**234**	**2**	**54**	**7898**

		Tackles					Sacks		Fumble			Pass Defense				blkd	PAT Attempts			off		
Date	**Opponent**	**solo**	**ast**	**total**	**tfl**	**yds**	**no.**	**yds**	**ff**	**fr**	**yds**	**no.**	**yds**	**qbh**	**brup**	**kick**	**kicks**	**rush**	**rcv**	**saf**	**t/o**	**pts**
Aug 31, 2019	GEORGIA SOUTHERN	30	58	88	7.0	9	0.0	0	0	0	0	0	0	0	5	0	0-0	0	0	0	0	3
Sep 07, 2019	at Texas	44	12	56	6.0	32	4.0	25	0	0	0	1	8	1	2	0	5-5	0	0	0	0	38
Sep 14, 2019	NORTHWESTERN ST.	38	44	82	5.0	18	1.0	5	0	0	0	1	8	1	2	0	2-2	0	0	0	0	14
Sep 21, 2019	at Vanderbilt	36	40	76	6.0	29	2.0	20	0	1	0	1	47	2	2	0	5-5	0	0	0	14	38
Oct 05, 2019	UTAH ST.	60	30	90	4.0	17	2.0	9	2	1	0	1	19	2	2	0	0-0	0	0	0	3	6
Oct 12, 2019	FLORIDA	32	14	46	1.0	2	0.0	0	0	0	0	0	0	0	3	0	4-4	0	0	0	0	28
Oct 19, 2019	at Mississippi State	30	38	68	6.0	25	3.0	22	1	0	0	0	0	2	7	0	1-1	0	0	0	0	13
Oct 26, 2019	AUBURN	40	68	108	6.0	20	3.0	16	1	1	0	1	0	0	3	0	2-2	0	0	0	7	20
Nov 09, 2019	at Alabama	45	42	87	6.0	38	5.0	37	2	1	2	0	0	7	0	1	5-6	0	0	0	0	41
Nov 16, 2019	at Ole Miss	31	60	91	5.0	19	3.0	15	1	0	0	2	0	4	4	0	3-3	1	1	0	7	37
Nov 23, 2019	ARKANSAS	18	30	48	2.0	6	0.0	0	1	1	0	0	0	0	2	0	2-2	0	0	0	0	20
Nov 30, 2019	TEXAS A&M	35	46	81	7.0	32	4.0	29	0	0	0	0	0	0	6	0	1-1	0	0	0	0	7
Dec 07, 2019	vs Georgia	47	20	67	3.0	13	2.0	12	0	0	0	0	0	5	3	0	1-1	0	0	0	0	10
Dec 28, 2019	vs Oklahoma	35	38	73	3.0	7	1.0	5	2	0	0	0	0	0	2	0	4-4	0	0	0	0	28
Opponent totals		**521**	**540**	**1061**	**67.0**	**267**	**30.0**	**195**	**10**	**5**	**2**	**7**	**82**	**24**	**43**	**1**	**35-36**	**1**	**1**	**0**	**31**	**303**
LSU		**448**	**422**	**870**	**88.0**	**392**	**35.0**	**249**	**5**	**4**	**11**	**17**	**87**	**32**	**76**	**1**	**83-87**	**0**	**1**	**1**	**86**	**684**

		Punting									Field Goals			Kickoffs				
Date	**Opponent**	**no.**	**yds**	**avg**	**long**	**blkd**	**tb**	**fc**	**50+**	**in20**	**m-a**	**long**	**blkd**	**no.**	**yds**	**avg**	**tb**	**ob**
Aug 31, 2019	GEORGIA SOUTHERN	9	396	44.0	74	0	0	3	2	2	1-1	47	0	2	105	52.5	1	0
Sep 07, 2019	at Texas	3	132	44.0	55	0	1	0	1	1	1-1	47	0	7	359	51.3	4	1
Sep 14, 2019	NORTHWESTERN ST.	7	290	41.4	49	0	0	1	0	1	0-1	0	0	3	184	61.3	0	0
Sep 21, 2019	at Vanderbilt	8	329	41.1	66	1	1	1	2	1	1-1	41	0	6	327	54.5	3	0
Oct 05, 2019	UTAH ST.	7	273	39.0	47	0	0	4	0	2	2-2	47	0	3	166	55.3	1	0
Oct 12, 2019	FLORIDA	4	171	42.8	49	0	0	2	0	1	0-0	0	0	5	245	49.0	1	0
Oct 19, 2019	at Mississippi State	5	214	42.8	70	0	1	1	1	1	0-0	0	0	3	179	59.7	1	0
Oct 26, 2019	AUBURN	10	462	46.2	55	0	0	5	3	3	2-2	30	0	4	235	58.8	3	0
Nov 09, 2019	at Alabama	3	146	48.7	51	0	1	0	2	0	0-0	0	0	6	259	43.2	0	0
Nov 16, 2019	at Ole Miss	3	132	44.0	50	0	2	0	1	0	0-1	0	0	5	197	39.4	0	0
Nov 23, 2019	ARKANSAS	7	292	41.7	57	0	0	4	1	4	2-3	47	0	4	168	42.0	1	0
Nov 30, 2019	TEXAS A&M	7	352	50.3	62	0	2	1	4	3	0-0	0	0	3	197	65.7	1	0
Dec 07, 2019	vs Georgia	4	195	48.8	66	0	2	0	2	1	1-3	39	0	3	183	61.0	2	1
Dec 28, 2019	vs Oklahoma	5	219	43.8	56	0	1	2	1	1	0-0	0	0	5	294	58.8	3	0
Opponent totals		**82**	**3603**	**43.9**	**74**	**1**	**11**	**24**	**20**	**21**	**10-15**	**47**	**0**	**59**	**3098**	**52.5**	**21**	**2**
LSU		**40**	**1701**	**42.5**	**57**	**0**	**3**	**17**	**11**	**18**	**21-26**	**52**	**0**	**124**	**7790**	**62.8**	**105**	**1**

THE LAST TIME...

Games against Ranked Teams

Beat a top 25 team
#4 Oklahoma, 63-28, in Chick-fil-A Peach Bowl (12/28/19)
Beat a top 10 team
#4 Oklahoma, 63-28, in Chick-fil-A Peach Bowl (12/28/19)
Beat a top 5 team
#4 Oklahoma, 63-28, in Chick-fil-A Peach Bowl (12/28/19)
Beat an FBS No. 1 team (AP or Coaches Poll)
#1 Ohio State, 38-24 (01/07/08 - BCS Championship Game)
Beat an FBS No. 1 team (AP or Coaches Poll) at home
#1 Florida, 28-21 (10/11/97)
Beat a ranked opponent at home
#9 Auburn, 23-20, in Baton Rouge (10/26/19)
Beat a ranked opponent on the road
#3 Alabama, 46-41, in Tuscaloosa (11/09/19)
Beat a ranked opponent at a neutral site
#4 Oklahoma, 63-28, in Chick-fil-A Peach Bowl (12/28/19)
Beat back-to-back ranked opponents
#4 Georgia, 37-10, in SEC Championship (12/07/19) & #4 Oklahoma, 63-28, in Chick-fil-A Peach Bowl (12/28/19)
Beat a ranked team in three straight games
11/23/01 - 01/01/02 vs. #22 Arkansas, #24 Auburn, #2 Tennessee (SEC CG), #7 Illinois (Sugar Bowl)
Beat a ranked team in four straight games
11/23/01 - 01/01/02 vs. #22 Arkansas, #24 Auburn, #2 Tennessee (SEC CG), #7 Illinois (Sugar Bowl)
Lost to a ranked opponent at home
#1 Alabama, 29-0 (11/03/18)
Lost to a ranked opponent on the road
at #22 Texas A&M, 74-72 (11/24/18)
Lost to a ranked opponent at a neutral site
#14 Notre Dame, 21-17, in Citrus Bowl (01/1/18)
Lost to an unranked opponent at home
Troy, 24-21 (09/30/17)
Lost to an unranked opponent on the road
at Mississippi State, 27-7 (09/16/17)

Special Situations

Won on the last play of the game
at #7 Auburn (22-21, 09/15/17); 42 yard field goal by Cole Tracy as time expired
Lost on the last play of the game
at Texas A&M (74-72, 11/24/18); in seventh overtime on 2-pt. conversion
Came back and won from 10 or more down in 4th quarter
vs. #14 Wisconsin, 28-24 (8/30/14); down 24-13 entering 4th quarter
Lost when leading by 10 or more in 4th quarter
#14 Clemson, 25-24 in Chick-fil-A Bowl (12/31/12); led 24-13 entering fourth quarter
Lost when leading by 20 points of more
Tennessee, 30-27 OT (09/26/05); led 21-0 at halftime
Scored on the first play from scrimmage
Travin Dural (94-yard pass from QB Anthony Jennings) vs. Sam Houston State (9/6/14)
A QB caught a pass on a designed play
Matt Flynn (35-yards from WR Early Doucet) at Alabama (11/03/07)
A RB threw a TD pass on a designated play
Clyde Edwards-Helaire (11 yards to Tory Carter) at Texas A&M in fifth overtime (11/24/18)
Had two RB rush for at least 100 yards each
Derrius Guice (127 yards) and Darrel Williams (106 yards) vs. Texas A&M (11/25/17)
A player gained 100 yards receiving and 100 yards rushing
Darrel Williams (103 yards rushing, 105 yards receiving) vs. Ole Miss (10/21/17)
Had a player be responsible for six touchdowns
Joe Burrow (8) vs. #4 Oklahoma in Chick-fil-a Peach Bowl (12/28/19)

Returns/Special Teams/Defense

Returned a KO for a TD
Leonard Fournette, 100 yards vs. Notre Dame (12/30/14- Music City Bowl)
Returned a Punt for a TD
Trey Palmer, 54 yards vs. Northwestern State (09/14/19)
Returned an INT for a TD
Jacob Phillips, 45 yards vs. #8 Miami (09/02/18-at AT&M Stadium, Arlington)
Returned 2 INTs for TDs
Ronald Martin (45 yards) & Lavar Edwards (23 yards) vs. Idaho (09/15/12)
Returned 3 INTs for TDs
3 vs. Arkansas State (C. Raymond, D. Walkup, C. Buckels) (10/12/91)
Recovered a fumble in endzone for a TD
William Clapp at Ole Miss (11/21/15)
Returned a fumble for a TD
Mrichael Divinity Jr., 58-yard fumble recovery and return (forced by Devin White) at Texas A&M (11/24/18)
Scored two defensive TDs in a game
2 vs. UL-Monroe (R. Brooks, INT; L. Edwards, FUM) (11/13/10)
Faked a field goal for a touchdown
Trent Domingue (kicker), 16-yard run (10/17/15 vs. Florida)
Faked a punt for a first down
Kendell Beckwith, 5-yard run in third quarter vs. Wisconsin (8/30/14)
Faked a field goal for a first down
Josh Jasper, 5-yard run in 4th quarter (10/09/10 at Florida)
A player kicked the PAT after scoring the TD
Trent Domingue vs. Florida (10/17/15)
Blocked a FG
Austin Deculus, 45-yard Bubba Baxa attempt in second quarter vs. #8 Miami in Arlington (09/02/18)
Returned a blocked FG for a TD
Patrick Peterson, 53 yards on the block of Ole Miss' 47-yard FG attempt (11/21/09)
Blocked a PAT (kick)
Austin Deculus, kick attempt by Joseph Bulovas (11/03/18 vs. No. 1 Alabama)
Returned a PAT for a Defensive Extra Point
Mark Roman, kick attempt by Seth Hanson (10/17/98 vs. Kentucky)
Blocked a punt
Micah Baskerville at Vanderbilt (09/21/19)
Blocked a punt for a safety
Jarvis Green, on an Andy Smith punt (10/16/99 at Kentucky)
Returned a blocked punt for TD
Micah Baskerville, 23 yards, off Micah Baskerville's block at Vanderbilt (09/21/19)
Recovered an onside kick
vs. Auburn (10/26/19); recovered by Derrick Dillon with 2:32 left in Fourth quarter
Recovered an onside kick to start the game
vs. Auburn (12/01/01)
Recorded a Safety (Team)
vs. Texas A&M (11/30/19); sacked by Neil Farrell Jr.
Recorded a Safety (Individual tackle)
Neil Farrell Jr. vs. Texas A&M (11/30/19)
Recorded six interceptions (Team)
6 at Mississippi State (08/30/07)
Had a player record three interceptions
3 by Craig Steltz at Mississippi State (8/30/07)
Had a player record 15 tackles
17 by Devin White at Texas A&M (11/24/18)
Had six sacks as a team
8 vs. Louisville (12/31/16-Buffalo Wild Wings Citrus Bowl)

Opponent Returns/Special Teams

Returned a KO for a TD
Rashad Fenton of South Carolina, 96 yards in 2nd Quarter (10/10/15)
Returned a Punt for a TD
Antonio Callaway of Florida, 72 yards in 3rd Quarter (10/17/15 in Baton Rouge)
Returned an INT for a TD
Brad Stewart of Florida, 25 yards in 4th Quarter (10/06/18 at Florida)
Returned 3 INTs for TDs
Ken Alvis, Fred Smith, and Brian Robinson of Auburn on Jamie Howard (09/17/94 at Auburn)
Recovered a fumble in endzone for a TD
Chris Shelling of Auburn recovered fumble by Jermaine Sharp in 2nd Quarter (09/17/94 at Auburn)
Returned a fumble for a TD
Elijah McAllister of Vanderbilt, 1 yard on Clyde Edwards-Helaire fumble in 2nd Quarter (09/21/19 at Vanderbilt)
Blocked a FG
Ronnie Harrison of Alabama on kick by Colby Delahoussaye in 1st Quarter (11/05/16 in Baton Rouge)
Blocked a punt
Solomon Patton of Florida on punt by Brad Wing in 4th quarter (10/08/11 in Baton Rouge)
Blocked two punts
Justin Hamilton and Jason Lallis of Virginia Tech on punts by Donnie Jones (9/01/02 at Virginia Tech)
Blocked a punt for a safety
Justin Hamilton of Virginia Tech on punt by Donnie Jones (09/01/02 at Virginia Tech)
Recorded a Safety (Team)
Parris Bennett of Syracuse on rush by Darrel Williams in 3rd Quarter (09/23/17 in Baton Rouge)
Blocked a PAT (kick)
Johnathon Calvin of Mississippi State on PAT attempt by Colby Delahousse in 2nd Quarter (09/17/16 in Baton Rouge)
Returned a PAT for a Defensive Extra Point
Eric Kelly of Kentucky off a bad snap in the 2nd Quarter (10/17/98 in Baton Rouge)
Faked a field goal for a TD
Damon Duval of Auburn 1 yard run in 1st Quarter (09/18/99 in Baton Rouge)
Recovered an onside kick
Dez Harris of Mississippi State in 4th Quarter (09/17/16 in Baton Rouge)

THE LAST TIME...

Scoring

Scored 30 or more points
All Games: 63 vs. Oklahoma, (12/28/19)
SEC Games: 37 vs. Georgia, (12/07/19)
Scored 40 or more points
All Games: 63 vs. Oklahoma, (12/28/19)
SEC Games: 50 vs. Texas A&M, (11/30/19)
Scored 50 or more points
All Games: 63 vs. Oklahoma, (12/28/19)
SEC Games: 50 vs. Texas A&M, (11/30/19)
Scored 60 or more points
All Games: 63 vs. Oklahoma, (12/28/19)
SEC Games: 72 at Texas A&M, 7 OTs (11/24/18)
Scored 70 or more points
All Games: 72 at Texas A&M, 7 OTs (11/24/18)
SEC Games: 72 at Texas A&M, 7 OTs (11/24/18)

Total Offense

Had more than 400 total yards
All Games: 692 vs. Oklahoma, (12/28/19)
SEC Games: 481 vs. Georgia, (12/07/19)
Had more than 450 total yards
All Games: 692 vs. Oklahoma, (12/28/19)
SEC Games: 481 vs. Georgia, (12/07/19)
Had more than 500 total yards
All Games: 692 vs. Oklahoma, (12/28/19)
SEC Games: 553 vs. Texas A&M, (11/30/19)
Had more than 550 total yards
All Games: 692 vs. Oklahoma, (12/28/19)
SEC Games: 553 vs. Texas A&M, (11/30/19)
Had more than 600 total yards
All Games: 692 vs. Oklahoma, (12/28/19)
SEC Games: 612 vs. Arkansas, (11/23/19)
Had More than 625 total yards
All Games: 692 vs. Oklahoma, (12/28/19)
SEC Games: 714 at Ole Miss, (11/16/19)
Had more than 650 total yards
All Games: 692 vs. Oklahoma, (12/28/19)
SEC Games: 714 at Ole Miss, (11/16/19)
Had more than 700 total yards
All Games: 714 at Ole Miss, (11/16/19)
SEC Games: 714 at Ole Miss, (11/16/19)

Rushing Offense

Rushed for 150 or more yards
All Games: 160 vs. Oklahoma, (12/28/19)
SEC Games: 260 vs. Arkansas, (11/23/19)
Rushed for 200 or more yards
All Games: 260 vs. Arkansas, (11/23/19)
SEC Games: 260 vs. Arkansas, (11/23/19)
Rushed for 250 or more yards
All Games: 260 vs. Arkansas, (11/23/19)
SEC Games: 260 vs. Arkansas, (11/23/19)
Rushed for 300 or more yards
All Games: 393 vs Ole Miss (10/21/17)
SEC Games: 393 vs Ole Miss (10/21/17)
Rushed for 350 or more yards
All Games: 393 vs Ole Miss (10/21/17)
SEC Games: 393 vs Ole Miss (10/21/17)
Rushed for 400 or more yards
All Games: 418 vs. Missouri (10/01/16)
SEC Games: 418 vs. Missouri (10/01/16)
Rushed for 425 or more yards
All Games: 433 vs. Houston (09/07/96)
SEC Games: 426 vs. Ole Miss (10/30/76)
Rushed for 500 or more yards
All Games: 503 vs. Oregon (10/22/77)
SEC Games: Never

Passing Offense

Passed for 250 or more yards
All Games: 532 vs. Oklahoma, (12/28/19)
SEC Games: 349 vs. Georgia, (12/07/19)
Passed for 300 or more yards
All Games: 532 vs. Oklahoma, (12/28/19)
SEC Games: 349 vs. Georgia, (12/07/19)
Passed for 350 or more yards
All Games: 532 vs. Oklahoma, (12/28/19)
SEC Games: 425 vs. Texas A&M, (11/30/19)
Passed for 400 or more yards
All Games: 532 vs. Oklahoma, (12/28/19)
SEC Games: 425 vs. Texas A&M, (11/30/19)
Passed for 450 or more yards
All Games: 532 vs. Oklahoma, (12/28/19)
SEC Games: 489 at Ole Miss, (11/16/19)
Passed for 500 or more yards
All Games: 532 vs. Oklahoma, (12/28/19)
SEC Games: 528 vs. Alabama (11/03/01)

Scoring Defense

Allowed 0 points .....
All Games: 0 vs. Southeastern La. (09/08/18)
SEC Games: 0 at Mississippi State (08/30/07)
Allowed 3 or fewer points....
All Games: 3 vs. Georgia Southern (08/31/19)
SEC Games: 3 vs. Mississippi State (10/20/18)
Allowed 7 or fewer points....
All Games: 7 vs. Texas A&M, (11/30/19)
SEC Games: 7 vs. Texas A&M, (11/30/19)
Allowed 10 or fewer points..
All Games: 10 vs. Georgia, (12/07/19)
SEC Games: 10 vs. Georgia, (12/07/19)
Allowed 14 or fewer points
All Games: 10 vs. Georgia, (12/07/19)
SEC Games: 10 vs. Georgia, (12/07/19)

Total Defense

Allowed fewer than 75 total yards
All Games: 70 vs. Louisiana-Lafayette (10/05/02)
SEC Games: 69 at Kentucky (10/15/66)
Allowed fewer than 100 total yards
All Games: 98 vs. Georgia Southern (08/31/19)
SEC Games: 90 vs. Auburn (10/13/73)
Allowed fewer than 125 total yards
All Games: 98 vs. Georgia Southern (08/31/19)
SEC Games: 114 vs. Kentucky (10/19/85)
Allowed fewer than 150 total yards
All Games: 98 vs. Georgia Southern (08/31/19)
SEC Games: 135 vs. Vanderbilt (09/11/10)
Allowed fewer than 175 total yards
All Games: 169 vs. Texas A&M, (11/30/19)
SEC Games: 169 vs. Texas A&M, (11/30/19)
Allowed fewer than 200 total yards
All Games: 169 vs. Texas A&M, (11/30/19)
SEC Games: 169 vs. Texas A&M, (11/30/19)
Allowed fewer than 225 total yards
All Games: 169 vs. Texas A&M, (11/30/19)
SEC Games: 169 vs. Texas A&M, (11/30/19)
Allowed fewer than 250 total yards
All Games: 169 vs. Texas A&M, (11/30/19)
SEC Games: 169 vs. Texas A&M, (11/30/19)
Allowed fewer than 275 total yards
All Games: 169 vs. Texas A&M, (11/30/19)
SEC Games: 169 vs. Texas A&M, (11/30/19)
Allowed fewer than 300 total yards
All Games: 286 vs. Georgia, (12/07/19)
SEC Games: 286 vs. Georgia, (12/07/19)

Rushing Defense

Allowed fewer than 0 yards
All Games: -5 vs. BYU (09/02/17)
SEC Games: 0 at South Carolina (10/18/03)
Allowed fewer than 10 yards
All Games: -5 vs. BYU (09/02/17)
SEC Games: 10 at Mississippi State (08/30/07)
Allowed fewer than 20 yards
All Games: 19 vs. Utah State (10/05/19)
SEC Games: 16 at Arkansas (11/10/18))
Allowed fewer than 30 yards
All Games: 19 vs. Utah State (10/05/19)
SEC Games: 16 at Arkansas (11/10/18)
Allowed fewer than 40 yards
All Games: 19 vs. Utah State (10/05/19)
SEC Games: 16 at Arkansas (11/10/18)
Allowed fewer than 50 yards
All Games: 19 vs. Utah State (10/05/19)
SEC Games: 16 at Arkansas (11/10/18)
Allowed fewer than 60 yards
All Games: 19 vs. Utah State (10/05/19)
SEC Games: 16 at Arkansas (11/10/18)
Allowed fewer than 70 yards
All Games: 61 vs. Georgia (12/07/19)
SEC Games: 61 vs. Georgia (12/07/19)
Allowed fewer than 80 yards
All Games: 61 vs. Georgia (12/07/19)
SEC Games: 761 vs. Georgia (12/07/19)
Allowed fewer than 90 yards
All Games: 61 vs. Georgia (12/07/19)
SEC Games: 61 vs. Georgia (12/07/19)
Allowed fewer than 100 yards
All Games: 97 vs. Oklahoma (12/28/19)
SEC Games: 61 vs. Georgia (12/07/19)

Passing Defense

Allowed 0 passing yards
All Games: 0 vs. Alabama (11/06/71)
SEC Games: 0 vs. Alabama (11/06/71)
Allowed 25 or fewer passing yards
All Games: 24 vs. Georgia Southern (08/31/19)
SEC Games: 23 vs. Arkansas (11/27/93)
Allowed 50 or fewer passing yards
All Games: 24 vs. Georgia Southern (08/31/19)
SEC Games: 47 at Ole Miss (11/19/11)
Allowed 75 or fewer passing yards
All Games: 24 vs. Georgia Southern (08/31/19)
SEC Games: 59 vs. Mississippi State (10/20/18)
Allowed 100 or fewer passing yards
All Games: 97 vs. Texas A&M, (11/30/19)
SEC Games: 97 vs. Texas A&M, (11/30/19)
Allowed 125 or fewer passing yards
All Games: 97 vs. Texas A&M, (11/30/19)
SEC Games: 97 vs. Texas A&M, (11/30/19)
Allowed 150 or fewer passing yards
All Games: 97 vs. Texas A&M, (11/30/19)
SEC Games: 97 vs. Texas A&M, (11/30/19)
Allowed 175 or fewer passing yards
All Games: 97 vs. Texas A&M, (11/30/19)
SEC Games: 97 vs. Texas A&M, (11/30/19)
Allowed 200 or fewer passing yards
All Games: 97 vs. Texas A&M, (11/30/19)
SEC Games: 97 vs. Texas A&M, (11/30/19)

THE LAST TIME...

Individual Rushing

Had a player rush for 100 or more yards
All Games: 188 by Clyde Edwards-Helaire vs. Arkansas (11/23/19)
SEC Games: 188 by Clyde Edwards-Helaire vs. Arkansas (11/23/19)
Had a player rush for 150 or more yards
All Games: 188 by Clyde Edwards-Helaire vs. Arkansas (11/23/19)
SEC Games: 188 by Clyde Edwards-Helaire vs. Arkansas (11/23/19)
Had a player rush for 200 or more yards
All Games: 276 by Derrius Guice vs. Ole Miss (10/21/17)
SEC Games: 276 by Derrius Guice vs. Ole Miss (10/21/17)
Had a player rush for 225 or more yards
All Games: 276 by Derrius Guice vs. Ole Miss (10/21/17)
SEC Games: 276 by Derrius Guice vs. Ole Miss (10/21/17)
Had a player rush for 2 or more TDs
All Games: 3 by Clyde Edwards-Helaire vs. Arkansas (11/23/19)
SEC Games: 3 by Clyde Edwards-Helaire vs. Arkansas (11/23/19)
Had a player rush for 3 or more TDs
All Games: 3 by Clyde Edwards-Helaire vs. Arkansas (11/23/19)
SEC Games: 3 by Clyde Edwards-Helaire vs. Arkansas (11/23/19)
Had a player rush for 4 or more TDs
All Games: 4 by Derrius Guice at Texas A&M (11/24/16)
SEC Games: 4 by Derrius Guice at Texas A&M (11/24/16)
Had a player rush for 5 or more TDs
All Games: 5 by Kevin Faulk at Kentucky (11/01/97)
SEC Games: 5 by Kevin Faulk at Kentucky (11/01/97)

Individual Passing

Had a player pass for 200 or more yards
All Games: 493 by Joe Burrow vs. Oklahoma (12/28/19)
SEC Games: 349 by Joe Burrow vs. Georgia (12/07/19)
Had a player pass for 250 or more yards
All Games: 493 by Joe Burrow vs. Oklahoma (12/28/19)
SEC Games: 349 by Joe Burrow vs. Georgia (12/07/19)
Had a player pass for 300 or more yards.
All Games: 493 by Joe Burrow vs. Oklahoma (12/28/19)
SEC Games: 349 by Joe Burrow vs. Georgia (12/07/19)
Had a player pass for 350 or more yards
All Games: 493 by Joe Burrow vs. Oklahoma (12/28/19)
SEC Games: 352 by Joe Burrow vs. Texas A&M (11/30/19)
Had a player pass for 400 or more yards
All Games: 493 by Joe Burrow vs. Oklahoma (12/28/19)
SEC Games: 489 by Joe Burrow at Ole Miss (11/16/19)
Had a player pass for 450 or more yards
All Games: 493 by Joe Burrow vs. Oklahoma (12/28/19)
SEC Games: 489 by Joe Burrow at Ole Miss (11/16/19)
Had a player pass for 500 or more yards
All Games: 528 by Rohan Davey at Alabama (11/03/01)
SEC Games: 528 by Rohan Davey at Alabama (11/03/01)
Had a player pass for 2 or more TDs
All Games: 7 by Joe Burrow vs. Oklahoma (12/28/19)
SEC Games: 4 by Joe Burrow vs. Georgia (12/07/19)
Had a player pass for 3 or more TDs
All Games: 7 by Joe Burrow vs. Oklahoma (12/28/19)
SEC Games: 4 by Joe Burrow vs. Georgia (12/07/19)
Had a player pass for 4 or more TDs
All Games: 7 by Joe Burrow vs. Oklahoma (12/28/19)
SEC Games: 4 by Joe Burrow vs. Georgia (12/07/19)
Had a player complete 20 or more passes
All Games: 29 by Joe Burrow vs. Oklahoma (12/28/19)
SEC Games: 28 by Joe Burrow vs. Georgia (12/07/19)
Had a player complete 25 or more passes
All Games: 29 by Joe Burrow vs. Oklahoma (12/28/19)
SEC Games: 28 by Joe Burrow vs. Georgia (12/07/19)
Had a player complete 30 or more passes
All Games: 32 by Joe Burrow at Ole Miss (11/17/19)
SEC Games: 32 by Joe Burrow at Ole Miss (11/17/19)
Had a player complete 35 or more passes
All Games: 35 by Rohan Davey at Alabama (11/03/01)
SEC Games: 35 by Rohan Davey at Alabama (11/03/01)
Had a player complete 15 straight passes
All Games: 17 by Rohan Davey vs. Arkansas-6 (11/26/99), vs. Western Carolina-11 (09/02/00) and 17 by Matt Mauck vs. Arizona-11 (09/06/03), vs. Western Illinois-6 (09/13/03) and 17 by Joe Burrow at Ole Miss (11/16/19)
Had a player throw 30 or more passes
All Games: 39 by Joe Burrow vs. Oklahoma (12/28/19)
SEC Games: 38 by Joe Burrow vs. Georgia (12/07/19)
Had a player throw 35 or more passes
All Games: 39 by Joe Burrow vs. Oklahoma (12/28/19)
SEC Games: 38 by Joe Burrow vs. Georgia (12/07/19)
Had a player throw 40 or more passes
All Games: 42 by Joe Burrow at Ole Miss (11/16/19)
SEC Games: 42 by Joe Burrow at Ole Miss (11/16/19)
Had a player throw 45 or more passes
All Games: 51 by Brandon Harris at Ole Miss (11/21/15)
SEC Games: 51 by Brandon Harris at Ole Miss (11/21/15)
Had a player throw 50 or more passes
All Games: 51 by Brandon Harris at Ole Miss (11/21/15)
SEC Games: 51 by Brandon Harris at Ole Miss (11/21/15)

Individual Receiving

Had a player with 9 or more receptions in a game
All Games: 14 by Justin Jefferson vs Oklahoma (12/28/19)
SEC Games: 9 by Justin Jefferson at Ole Miss (11/16/19)
Had a player with 10 or more receptions in a game
All Games: 14 by Justin Jefferson vs Oklahoma (12/28/19)
SEC Games: 10 by Justin Jefferson vs. Florida (10/12/19)
Had a player with 11 or more receptions in a game
All Games: 14 by Justin Jefferson vs Oklahoma (12/28/19)
SEC Games: 12 by Michael Clayton at Alabama (11/15/03)
Had a player with 12 or more receptions in a game
All Games: 14 by Justin Jefferson vs Oklahoma (12/28/19)
SEC Games: 12 by Michael Clayton at Alabama (11/15/03)
Had a player with 13 or more receptions in a game
All Games: 14 by Justin Jefferson vs Oklahoma (12/28/19)
SEC Games: 19 by Josh Reed at Alabama (11/03/01)
Had a player with 14 or more receptions in a game
All Games: 14 by Justin Jefferson vs Oklahoma (12/28/19)
SEC Games: 19 by Josh Reed at Alabama (11/03/01)
Had a player with 15 or more receptions in a game
All Games: 19 by Josh Reed at Alabama (11/03/01)
SEC Games: 19 by Josh Reed at Alabama (11/03/01)
Had a player receive 100 or more yards
All Games: 227 by Justin Jefferson vs Oklahoma (12/28/19)
SEC Games: 115 by Justin Jefferson vs. Georgia (12/07/19)
Had a player receive 150 or more yards
All Games: 227 by Justin Jefferson vs Oklahoma (12/28/19)
SEC Games: 197 by Ja'Marr Chase vs. Texas A&M (11/30/19)
Had a player receive 200 or more yards
All Games: 227 by Justin Jefferson vs Oklahoma (12/28/19)
SEC Games: 227 by Ja'Marr Chase at Ole Miss (11/16/19)
Had a player receive 250 or more yards
All Games: 293 by Josh Reed at Alabama (11/03/01) - school record
SEC Games: 293 by Josh Reed at Alabama (11/03/01) - school record
Had a player receive for 2 or more TDs
All Games: 4 by Justin Jefferson, 2 by Terrace Marshall Jr. vs. Oklahoma (12/28/19)
SEC Games: 2 by Terrace Marshall Jr. vs. Georgia (12/07/19)
Had a player receive for 3 or more TDs
All Games: 4 by Justin Jefferson vs Oklahoma (12/28/19)
SEC Games: 3 by Ja'Marr Chase at Ole Miss (11/16/19)
Had a player receive for 4 or more TDs
All Games: 4 by Justin Jefferson vs Oklahoma (12/28/19)
SEC Games: 4 by Ja'Marr Chase at Vanderbilt (09/21/19)
Had a player receive for 5 or more TDs
All Games: 5 by Carlos Carson vs. Rice (09/24/77)
SEC Games: Never



46 ANDRE ANTHONY

Outside Linebacker
6-4 • 238 • Jr. • 1L
New Orleans, La.
Edna Karr High School

JUNIOR SEASON (2019)

Has seen action in nine games with starts against Northwestern State and Vanderbilt ... Credited for a pair of tackles at Vanderbilt ... Finished with three tackles and PBU against Northwestern State ... Sacked Texas quarterback Sam Ehlinger in the fourth quarter ... Totaled a pair of tackles against Georgia Southern.

ANDRE ANTHONY'S CAREER HIGHS

Tackles: 5 at Auburn, 2018
Tackles for loss: 1 at Texas, 2019
Sacks: 1 at Texas, 2019
Quarterback Hurries: 1, 2x (Last: vs. Ole Miss, 2018)
Fumble recoveries: 1 vs. Southeastern Louisiana, 2018

ANDRE ANTHONY'S CAREER STATISTICS

YEAR	G-GS	UT	AT	TT	TFL	Sacks	PD	QBH	INT	FF	FR
2017	0-0	0	0	0	0	0	0	0	0	0	0
2018	13-3	5	9	14	0.5-4	0.5-4	0	2	0	0	1
2019	9-2	4	5	9	1.0-2	1.0-2	1	0	0	0	0
Total	**22-5**	**9**	**14**	**23**	**1.5-6**	**1.5-6**	**1**	**2**	**0**	**0**	**1**



32 AVERY ATKINS

Placekicker/Kickoff Specialist
6-1 • 210 • So. • 1L
Auburn, Ala.
Auburn High School

2018 SEC First-Year Academic Honor Roll

SOPHOMORE SEASON (2019)

LSU's kickoff specialist that routinely drives kickoffs through the endzone ... In 14 games, has 124 kickoffs with 105 of those going for touchbacks ... The 124 kickoffs are the most in college football this year as are the 105 touchbacks ... The next closest team in touchbacks in 2019 is Clemson with 74 ... LSU has allowed on 14 kickoff returns all year for a total of 307 yards with the longest return against the Tigers going for 33 yards.

ATKINS' CAREER HIGHS

Kickoffs: 11, 3x (Last: at Ole Miss, 2019)
Kickoff Yards: 715 at Vanderbilt, 2019
Touch backs: 11 at Vanderbilt, 2019

ATKINS' CAREER KICKOFF STATISTICS

YEAR	G	NO.	YDS.	AVG.	TB	OB
2018	13	79	5,014	63.5	71	0
2019	14	124	7,790	62.8	105	1
Total	**27**	**203**	**12,804**	**63.1**	**176**	**1**



23 MICAH BASKERVILLE

Linebacker
6-1 • 228 • So. • 1L
Shreveport, La.
Evangel Christian Academy

SOPHOMORE SEASON (2019)

Has played in 12 games in 2019, mostly on special teams ... Credited with at least one tackle in nine games and ... Had two tackles, including a tackle for loss at Ole Miss ... Credited for two tackles against Auburn with one on special teams ... Recorded a pair of tackles at Mississippi State ... Against Vanderbilt, blocked a punt and returned it for a touchdown ... Also recovered an onside kick and returned it to the Vandy 1-yard line.

MICAH BASKERVILLE'S CAREER HIGHS

Tackles: 11 at Florida, 2018
Tackles for loss: 2 vs. Utah State, 2019

MICAH BASKERVILLE'S CAREER STATISTICS

YEAR	G-GS	UT	AT	TT	TFL	Sacks	PD	QBH	INT	FF	FR
2018	8-1	7	11	18	0.5-1	0.0-0	0	0	0	0	0
2019	12-0	10	5	15	4.0-10	1.0-1	1	0	0	0	0
Total	**20-1**	**17**	**16**	**33**	**4.5-11**	**1.0-1**	**1**	**0**	**0**	**0**	**0**



15 MYLES BRENNAN

Quarterback
6-5 • 183 • So. • 1L
Long Beach, Miss.
St. Stanislaus High School

SOPHOMORE SEASON (2019)

Backup quarterback ... Played in 10 games with no starts ... Connected on 24-of-40 passes for 353 yards and one TD ... Threw TD pass in win over Texas A&M ... Played one series against Oklahoma, going 3-for-3 for 39 yards ... Led LSU on a 9-play, 75-yard drive in the fourth quarter against the Sooners ... Best overall game came against Northwestern State, going 8-of-9 for 115 yards ... Went 7-of-12 for 72 yards vs. Georgia Southern in season-opener ... Rushed nine times for 41 yards ... Has seen action in 17 games during his career ... Redshirted as a true sophomore in 2018.

MYLES BRENNAN'S CAREER PASSING HIGHS

Pass attempts: 12 vs. Georgia Southern, 2019
Pass completions: 8 vs. Northwestern State, 2019
Pass yards: 115 vs. Northwestern State, 2019
Pass TDs: 1, 2x (Last: vs. Texas A&M, 2019)
Had intercepted: 1, 3x (Last: at Vanderbilt, 2019)
Long pass: 58 vs. Texas A&M, 2019

MYLES BRENNAN'S CAREER RUSHING HIGHS

Rush attempts: 3, 2x (Last: vs. Georgia Southern, 2019)
Rush yards: 14 at Vanderbilt, 2019
Long rush: 9, 2x (Last: at Vanderbilt, 2019)

MYLES BRENNAN'S CAREER STATISTICS

PASSING

YEAR	G-GS	COMP	ATT	INT	YDS	TD	LONG
2017	6-0	14	24	2	182	1	48
2018	1-0	4	6	0	65	0	39
2019	10-0	24	40	1	353	1	58 (TD)
Total	**17-0**	**42**	**70**	**3**	**600**	**2**	**58 (TD)**

RUSHING

YEAR	ATT	YDS	TD	LONG
2017	9	-6	0	6
2018	0	0	0	0
2019	9	41	0	9
Total	**18**	**35**	**0**	**9**



9 MARCEL BROOKS

Safety
6-2 • 194 • Fr. • HS
Fort Worth, Texas
Marcus High School

TRUE FRESHMAN SEASON (2019)

Has established himself as a pass rushing threat on passing down situations for the Tigers ... Explodes off the ball ... Disruptive to the quarterback whether he makes a play or not ... Extremely difficult to block due to his quick first step ... Played in 11 games with no starts ... Has eight tackles and 1.5 sacks to his credit ... Sack came against Florida and had a half-sack vs. Texas A&M.

MARCEL BROOKS' CAREER PASSING HIGHS

Tackles: 3 at Ole Miss, 2019
Sacks: 1.0 vs. Florida, 2019
Tackles for Loss: 1.0 vs. Florida, 2019

MARCEL BROOKS' CAREER STATISTICS

YEAR	G-GS	UT	AT	TT	TFL	Sacks	PD	QBH	INT	FF	FR
2019	11-0	2	6	8	1.5-13	1.5-13	0	3	0	0	0



9 JOE BURROW

Quarterback
6-4 • 216 • Sr. • 1L
Athens, Ohio
Athens HS/Ohio State

2019 Heisman Memorial Trophy Winner
2019 National Player of the Year (AP)
2019 Maxwell Award Winner
2019 Walter Camp Award Winner
2019 Davey O'Brien Award Winner
2019 Johnny Unitas Golden Arm Award Winner
2019 Manning Award Finalist
2019 Unanimous All-American
2019 First-Team All-American (AFCA, AP, Athletic, CBS, ESPN, FWAA, Sporting News, Sports Illustrated, USA Today, Walter Camp)
2019 SEC Offensive Player of the Year (AP, unanimous)
2019 All-SEC First Team (AP, unanimous; Coaches)
2019 LSU Permanent Team Captain
2018 LSU Permanent Team Captain

GAME HONORS
2019 CFP National Semifinal Game/Chick-fil-A Peach Bowl Offensive MVP
2019 SEC Championship Game MVP
2019 Davey O'Brien Award National Quarterback of the Week (at Texas, vs. Florida, at Alabama)
2019 Maxwell Award Player of the Week (vs. Texas, at Alabama)
2019 Walter Camp National Player of the Week (at Alabama)
2019 SEC Player of the Week (vs. Georgia Southern, at Texas, at Vanderbilt, vs. Florida, at Alabama)
2019 Davey O'Brien Great Eight List (at Vanderbilt, vs. Utah State)
2019 Fiesta Bowl Offensive Player of the Game (vs. UCF)
2018 Davey O'Brien Great Eight List (vs. Georgia, vs. Ole Miss)
2018 SEC Player of the Week (at Auburn, vs. Ole Miss)

ACADEMIC HONORS
2019 LSU Graduate (M.A. in the Liberal Arts)
2018 SEC Academic Honor Roll
2018 Ohio State University Graduate (B.A. Consumer & Family Financial Services)
2016 Academic All-Big Ten Conference
2016 Ohio State Scholar-Athlete

Arguably having the most prolific passing season of any quarterback in college football history … The most decorated player in the history of LSU football and the winner of the 2019 Heisman Memorial Trophy - the most prestigious award in college sports and on the cusp of becoming the most prolific single-season passer in college football history … Won the Heisman Trophy by the largest margin in the 85-year history of the award … Joins the late Billy Cannon as LSU's two Heisman Trophy recipients … Winner of the Maxwell, Walter Camp, Davey O'Brien and Johnny Unitas Golden Arm Awards in 2019 … Also named AP National Player of the Year … A unanimous All-America, the first quarterback and 10th player in LSU history to earn the honor … Just the second first team All-America quarterback in school history, joining the "Ruston Rifle" Bert Jones, who was named All-America in 1972 … Named the AP and Coaches' SEC Offensive Player of the Year … A unanimous First-Team All-SEC selection by the AP … In two seasons, is 24-3 overall as LSU's starting quarterback … The second quarterback in school history with back-to-back 10 win seasons … His 77.6 percent completion percentage in 2019 is on pace to break the NCAA record set by Colt McCoy (76.7) of Texas set in 2008 … Has re-written the LSU record books in 2019, establishing school marks for passing yards (5,208), passing TDs (55), passing yards per game (372.0), completions (371), total offense (5,519), total offense per game (394.2), and touchdowns accounted for (59) … First player in SEC history to pass for 5,000 yards in a season … SEC record single-season record holder for total offense, passing yards, passing TDs, and TDs responsible for … Set the school record for passing yards in a season on Nov. 16 at Ole Miss, breaking the record of 3,347 set by Rohan Davey in 2001 …Is the only player in SEC history to throw for 5,000 yards and 50 TDs and a season and the only one in league history to top the 4,000-yard, 40-TD mark … Has directed LSU to 10 wins over Top-10 teams during his career, the most of any quarterback in school history … Set the school record for passing touchdowns in a season in the seventh game of 2019, passing the previous record of 28 set by Matt Mauck (2003) and JaMarcus Russell (2006) … Is the first player in school history to have four or more touchdown passes in six games of a season … Owns 8,102 career passing yards, which ranks No. 2 in school history behind four-year starter Tommy Hodson (9,115) … Just the second player in LSU history to break the 7,000-yard passing mark for a career and one of only five to top the 6,000-yard mark … Has completed 20+ passes in 17-straight games, the first quarterback in school history with four or more … Owns 14 300-yard career passing games and 12 in 2019, both most in school history … Has thrown for six of the top-10 most passing yards in a game in school history … Broke his own school record for TD passes in a game (7) – all coming in the first half – of LSU's win over Oklahoma in the CFP National Semifinal contest against Oklahoma.

SENIOR SEASON (2019)
Has set every LSU single-season passing record in 2019 on his way to leading to the Tigers to a 14-0 mark and a berth in the CFP National Championship Game … Only player in SEC history to throw for 5,000 yards and 50 TDs in a season … Goes into National Championship Game having completed 371-of-478 passes for 5,208 yards, 55 TDs and only six interceptions … Has completed 77.6 percent of his passes, on pace to break the all-time NCAA mark … Had perhaps the best first half in college football history against Oklahoma, tying an NCAA record for TD passes in a half with seven in the 63-28 win over the No. 4 Sooners … Finished CFP National Semifinal game by connecting on 29-of-39 passes for 493 yards and 7 TDs … Also rushed for 22 yards and a TD in the win … Set CFP Semifinal records for passing yards in a half (403) and a game (493), total yards (515), TD passes (7), TDs responsible for (8), consecutive completions (11), and points responsible for (48) in win over Oklahoma … Named offensive MVP of the National Semifinal contest … His 493 passing yards against Oklahoma set a career-best and ranks No. 2 in LSU single-game history … The 403 passing yards in the first half against the Sooners is the most in a half in LSU history … Led LSU to a SEC Championship victory with a 28-for-38 performance for 349 yards in the air and four touchdowns in 37-10 win over Georgia … Named SEC Championship Game MVP for his performance … Against Georgia, become the SEC's single-season passing TD record holder on his first passing touchdown of the contest … In addition to his 349 passing yards, also caught a pass, hauling in a deflected ball for a 16-yard gain … Set the SEC season passing yards record on Nov. 30 against Texas A&M after a 23-for-32 performance for 352 yards, three touchdowns and a career-long pass of 78 yards … Threw for 327 yards and three touchdowns on 23 completions against Arkansas … Set the school record for yards in a season with a 32-for-42 performance with 489 yards and five touchdowns on Nov. 16 at Ole Miss … Matched his career high in completions and at the time, set a career high in yards against the Rebels …. Set the LSU record for consecutive completions at Ole Miss with 17 … Went into Tuscaloosa and led the Tigers to the win over No. 2 Alabama with a 31-for-39 performance with 393 yards and three touchdowns … Named the SEC Offensive Player of the Week, Walter Camp National Player of the Week, Maxwell Award Player of the Week and Davey O'Brien Quarterback of the Week after his performance in Tuscaloosa … Completed 32 of 42 passes for 321 yards and one touchdown against No. 9 Auburn … Also rushed for 31 yards with a touchdown on 13 attempts against Auburn … Threw for 327 yards and four touchdowns on a 25-for-32 day at Mississippi State … Connected with Justin Jefferson on an 18-yard pass in the third quarter against Mississippi State to set the single-season touchdown record of 29 … Against No. 7 Florida, completed 21-of-24 for 284 yard and three touchdowns … Completed 12 straight passes at one stretch against the Gators, which ranks as the third-longest streak in school history … Named the SEC Offensive Player of the Week and Davey O'Brien National Quarterback of the Week after his performance against the Gators … Threw for five touchdowns and rushed for another against Utah State … Totaled 344 yards through the air against the Aggies … Set school-record for TD passes in a game for the first time against Vanderbilt with six, breaking the previous record of five set by Zach Mettenberger and tied by Burrow against Georgia Southern (2019) and Ole Miss (2018) … Was 25-of-24 for 398 yards against Vanderbilt … His 357 passing yards in the first half against Vandy marked the most by an LSU player in a first half in school history …. Finished 21-of-24 with two touchdowns and 373 yards against Northwestern State … The 87.5 completion percentage against Northwestern State ranks No. 3 in school history … Had a record day at Texas, leading LSU to its first top-10 non-conference road win in school history … Finished 31-of 39 for 471 yards and four touchdowns in Austin for the third-most yards and completions in a game in school history … Connected with Justin Jefferson (163), Ja'Marr Chase (147) and Terrace Marshall Jr. (123) against the Longhorns for the first game in school history with three receivers with more than 100 yards in a game … Hit Jefferson on a 61-yard TD on third-and-sixteen with 2:27 remaining in the game to seal the Tigers' victory … Named the SEC Offensive Player of the Week, Davey O'Brien National Quarterback of the Week and Maxwell Award Player of the Week after his performance at Texas … Opened the 2019 season against Georgia Southern by leading the LSU offensive to five-straight touchdown drives … Finished 23-of-27 for 278 yards and five touchdowns … Tied the then school record for touchdown passes in a game with five against Georgia Southern … Named the SEC Offensive Player of the Week.

JOE BURROW'S CAREER STATISTICS
PASSING

YEAR	G-GS	COMP	ATT	PCT.	YDS	TD	INT	LONG
2018	13-13	219	379	57.8	2,894	16	5	71 (TD)
2019	14-14	371	478	77.6	5,208	55	6	78 (TD)
TOTAL	**27-27**	**590**	**857**	**68.8**	**8,102**	**71**	**11**	**78 (TD)**

RUSHING

YEAR	ATT	YDS	AVG.	TD	LONG
2018	128	399	3.1	7	59
2019	101	310	3.1	4	22
TOTAL	**229**	**709**	**3.1**	**11**	**59**

JOE BURROW'S CAREER PASSING HIGHS

Completions: 32, 2x (Last: at Ole Miss, 2019)
Attempts: 42, 2x (Last: at Ole Miss, 2019)
Yards: 493 vs. Oklahoma, 2019 Peach Bowl
Long: 78 vs. Arkansas, 2019
Touchdowns: 7 vs. Oklahoma, 2019 Peach Bowl

JOE BURROW'S CAREER RUSHING HIGHS

Attempts: 29 at Texas A&M, 2018
Yards: 100 at Texas A&M, 2018
Long: 59 vs. Georgia, 2018
Touchdowns: 3 at Texas A&M, 2018

JOE BURROW IN THE LSU RECORD BOOKS

PASSING RECORDS

Passing Yards (Game)
No. 2 493 vs. Oklahoma, 2019 CFP National Semifinal
No. 3 489 at Ole Miss, 2019
No. 4 471 at Texas, 2019
No. 6 398 at Vanderbilt, 2019
No. 7 394 vs. Central Florida, 2019 Fiesta Bowl
No. 9 393 at Alabama, 2019

Passing Yards Per Game (Season)
No. 5 222.6 (2018)

Passing Yards (Season)
No. 1 5,208 (2019)
No. 5 2,984 (2018)

Passing Yards (Career)
No. 2 8,102 (2018-Present)

TD Passes (Game)
No. 1 7 vs. Oklahoma, 2019 CFP National Semifinal
No. 2 6 at Vanderbilt (2019)
No. 3 5 vs. Georgia Southern (2019), vs. Utah State (2019), at Ole Miss (2019)

TD Passes (Season)
No. 1 55 (2019)

Attempts (Season)
No. 1 478 (2019)
No. 2 379 (2018)

Completions (Game)
No. 3 32 vs. Auburn (2019) and at Ole Miss (2019)
No. 5 31 at Texas (2019) and at Alabama (2019)
No. 6 29 vs. Oklahoma, 2019 CFP National Semifinal

Completions (Season)
No. 1 371 (2019)
No. 4 219 (2018)

Completion Percentage (Game)
No. 3 87.5, 21-24 vs. Northwestern State (2019) and vs. Florida (2019)

Consecutive Passes Without an Interception (Game)
No. 6 38 vs. Texas A&M

Consecutive Passes Without an Interception (Season)
No. 1 158 (2018)

Consecutive Completions
No. 1 17 at Ole Miss (2019)
No. 5 13 at Alabama (2019)
No. 6 12 at Vanderbilt (2019), vs. Florida (2019) and vs. Arkansas (2019)

Pass Yards Gained Per Play (Game)
No. 4 12.64 vs. Oklahoma, 2019 CFP National Semifinal
No. 5 11.58 vs. Central Florida (2019 Fiesta Bowl)

Passing Yards Per Game (Season)
No. 5 222.6 (2018)

300-Yard Passing Games (Season)
No. 1 12 (2019)

300-Yard Passing Games (Career)
No. 1 14

RUSHING RECORDS

Rushing Touchdowns by a QB (Game)
tNo. 1 3 vs. Texas A&M (2018)

Rushing Touchdowns by a QB (Season)
tNo. 1 7 (2018)

Rushing Yards by a QB (Game)
tNo. 8 100 vs. Texas A&M (2018)

Rushing Yards by a QB (Season)
No. 5 399 (2018)

TOTAL OFFENSE RECORDS

Total Plays (Game)
No. 1 67 vs. Texas A&M (2018) – 38 passing, 29 rushing
No. 6 55 vs. Auburn (2019) - 42 passing, 13 rushing
No. 9 53 at Alabama (2019) - 39 passing, 14 rushing

Total Plays (Season)
No. 1 579 (2019) - 478 passing, 101 rushing
No. 2 507 (2018) – 379 passing, 128 rushing

Total Yards (Game)
No. 2 515 at Ole Miss (2019) - 489 pass, 26 rush
No. 3 514 vs. Oklahoma (2019) 493 pass, 21 rush
No. 4 479 at Texas (2019) - 471 pass, 8 rush
NO. 5 457 at Alabama (2019) - 393 pass, 64 rush
No. 6 418 vs. Central Florida (2019 Fiesta Bowl) – 394 pass, 24 rush
No. 8 403 vs. Northwestern State (2019) - 373 pass, 30 rush)
No. 10 388 vs. Ole Miss, 2018 – 292 pass, 96 rush

Touchdowns Responsible For (Game)
No. 1 8 vs. Oklahoma (2019) 7 passing, 1 rushing
No. 2 6 vs. Utah State - 5 passing, 1 rushing
6 at Vanderbilt (2019) - 6 passing
6 vs. Texas A&M (2018) – 3 rushing, 3 passing

Touchdowns Responsible For (Season)
No. 1 59 (2019) – 55 passing, 4 rushin

BOWL GAME RECORDS

Passing Attempts
No. 3 39 vs. Oklahoma, 2019 CFP National Semifinal
tNo. 5 34 vs. Central Florida (2019 Fiesta Bowl)

Passing Completions
No. 2 29 vs. Oklahoma, 2019 CFP National Semifinal
tNo. 3 21 vs. Central Florida (2019 Fiesta Bowl)

Passing Yards
No. 1 493 vs. Oklahoma, 2019 CFP National Semifinal
No. 2 394 vs. Central Florida (2019 Fiesta Bowl)

Passing Touchdowns
No. 1 7 vs. Oklahoma, 2019 CFP National Semifinal
tNo. 2 4 vs. Central Florida (2019 Fiesta Bowl)



44 TORY CARTER

Tight End
6-2 • 259 • Jr. • 2L
Valdosta, Ga.
Lee County High School

JUNIOR SEASON (2019)

Played in 10 game with no starts ... A converted fullback that sees action at tight end and special teams ... Has two receptions for 15 yards in 2019 ... No carries ... Caught pass for 8-yard gain in win over Oklahoma ... Other reception came against Northwestern State for seven yards.

TORY CARTER'S CAREER STATISTICS

RUSHING

YEAR	G-GS	ATT	YDS.	TD	LONG
2017	12-1	0	0	0	0
2018	12-4	2	4	0	2
2019	10-0	0	0	0	0
Total	**33-5**	**2**	**4**	**0**	**2**

RECEIVING

YEAR	REC.	YDS.	TD	LONG
2017	6	61	1	28
2018	4	39	1	12
2019	2	15	0	8
Total	**12**	**115**	**2**	**28**



18 K'LAVON CHAISSON

Outside Linebacker
6-4 • 238 • So. • 1L
Houston, Texas
North Shore High School

- **2019 No. 18 Jersey**
- **2019 LSU Permanent Team Captain**
- *** 2019 CFP National Semifinal Defensive MVP vs. Oklahoma**
- **2019 All-SEC First Team (Coaches)**
- **2019 All-SEC Second Team (AP)**
- **2018 SEC Academic Honor Roll**
- **2017 SEC Academic Honor Roll**
- **2017 Freshman All-SEC**

SOPHOMORE SEASON (2019)

Coming off his best game at LSU with six tackles, including a pair of sacks in win over Oklahoma ... Named Defensive MVP of CFP National Semifinal/Chick-fil-A Peach Bowl ... In last three games, has accounted for 4.5 sacks ... Disruptive pass rusher on the edge ... Impacts the quarterback on nearly every passing play ... Extremely quick first step with outstanding technique ... First team All-SEC from the SEC Coaches and second team All-SEC from the AP .. Twice named to the SEC Academic Honor Roll with overall grade point average of over 3.0 ... Named a permanent captain for the 2019 squad ... Played in 12 games with 12 starts ... Leads team in sacks (6.5), tackles for loss (13.5), and QH hurries (6) ... Has 58 tackles for the year ... Sacked Georgia QB Jake Fromm in the SEC Championship game and finished with four tackles ... LSU's leading tackler against Texas A&M with six tackles and 1.5 sacks ... Finished with four tackles and a TFL against Arkansas ... Set a career high in tackles with 10 and tallied 3.5 tackles for loss at Alabama ... Recorded six tackles and a QB hurry against Auburn ... Credited with two QB hurries, a pass breakup and a pair of tackles at Mississippi State ... LSU's leading tackler against Florida with eight tackles, three tackles for loss and a sack ... Stopped Florida quarterback Kyle Trask on 4th and Goal for a loss of two yards with less than a minute remaining to seal the win for the Tigers ... Returned to the field against Utah State after missing games against Northwestern State and Vanderbilt ... Recorded five tackles at Texas ... Returned to the field for the season opener against Georgia Southern after missing all but the one game in 2018 with a torn ACL and finished with five tackles and his first forced fumble.

K'LAVON CHAISSON'S CAREER HIGHS

Tackles: 10 at Alabama, 2019
Tackles for Loss: 3.5 at Alabama, 2019
Sacks: 2.0, 2x (Last: vs. Oklahoma, 2019 Peach Bowl)
Force Fumbles: 1 vs. Georgia Southern, 2019
Quarterback Hurries: 2 at Mississippi State, 2019
Interceptions: 0
Pass Breakups: 1, 3x (Last: at Mississippi State, 2019)

K'LAVON CHAISSON'S CAREER STATS

YEAR	G-GS	UT	AT	TT	TFL	Sacks	PD	QBH	INT	FF	FR
2017	12-3	9	18	27	4.5-20	2.0-15	2	2	0	0	0
2018	1-1	3	2	5	1.0-8	1.0-8	0	1	0	0	0
2019	12-12	32	26	58	13.5-86	6.5-54	2	6	0	1	0
Totals	**25-16**	**44**	**46**	**90**	**19.0-114**	**9.5-77**	**4**	**9**	**0**	**1**	**0**



77 SAAHDIQ CHARLES

Offensive Tackle
6-5 • 305 • Jr. • 2L
Jackson, Miss.
Madison-Ridgeland Academy

- **2019 Joe Moore Award Winner**

JUNIOR SEASON (2019)

LSU's starter at left tackle in eight games ... Key part of LSU offensive line that was named the Joe Moore Award winner for the top unit in the nation ... Has played a total of 572 snaps with 13 "finishes" ... Goes into Oklahoma game coming off his best two contests of the season ... Graded out at 87% in win over Oklahoma after achieving a season-best grade of 92% in win over Georgia in the SEC Championship Game ... The 92 percent was the best among all offensive linemen in win over Bulldogs ... Key component of offense line that helped pave the way for LSU's record-setting offense ... Key contributor to the success of Heisman Trophy quarterback Joe Burrow and 1,300-yard rusher Clyde Edwards-Helaire ... Credited with a pair of finishes for the Tiger offense that put up 553 yards of offense against Texas A&M ... Helped the Tigers to more than 559 yards, including 166 on the ground against Alabama ... Graded out at 88 percent against one of the top defenses in the nation in Auburn, leading the way for Clyde Edwards-Helaire's 136 yards on the ground ... Played all 50 snaps against the vaunted Gators defensive line and earned an overall grade of 91 percent and totaled a pair of finishes.



1 JA'MARR CHASE

Wide Receiver
6-1 • 205 • So. • 1L
Harvey, La.
Archbishop Rummel High School

- **2019 Biletnikoff Award Winner**
- **2019 Unanimous All-American**
- **2019 First-Team All-American (AFCA, AP, Athletic, CBS, ESPN, FWAA, Sporting News, Sports Illustrated, USA Today, Walter Camp)**
- **2019 All-SEC First Team (AP, unanimous; Coaches)**
- **2019 SEC Offensive Player of the Week (at Ole Miss)**

SOPHOMORE SEASON (2019)

The most decorated wide receiver in school history and the winner of the 2019 Biletnikoff Award as the top receiver in college football ... Joined Josh Reed (2001) as LSU's Biletnikoff Award winners ... Unanimous All-America after a record-setting sophomore season ... The first wide receiver and 11th player overall in LSU history to become a unanimous All-American ... A unanimous first team All-SEC selection by the AP ... Tied SEC record – along with teammate Justin Jefferson – for most receiving TDs in both LSU and SEC history ... Current SEC mark was set in 1996 by Reidel Anthony (Florida) ... Started 13 games ... Has 75 receptions for 1,559 yards and 18 TDs ... Averaging 20.8 yards a catch ... Leads nation in receiving TDs (18) and ranks No. 2 in receiving yards and yards per game (119.9) ... Only player in LSU history with two 200-yard receiving games during the regular season ... Joined quarterback Joe Burrow, running back Clyde Edwards-Helaire and wide receiver Justin Jefferson to make LSU the first team in SEC history with a 5,000-yard passer, a 1,000-yard rusher and two 1,000 yard receivers in the same season ... Ranks second in school history in receiving yards in a season behind Josh Reed's SEC record of 1,740 set in 2001 ... Set the school record for receiving touchdowns in a season at Ole Miss, breaking Dwayne Bowe's record of 12 set in 2006 ... Surpassed 1,000 yards in a season at Ole Miss, the eighth 1,000 yard receiving season in school history ... Owns eight, 100-yard receiving games this season for the second most in school history ... Caught two passes for 61 yards against Oklahoma ... Had three catches for 41 yards and a TD against Georgia in SEC title game ... Tied the SEC record for touchdowns on a 23-yard pass from Burrow to give LSU a 7-0 lead in the SEC Championship ... The leading receiver against Texas A&M with 197 yards, seven receptions and two touchdowns ... Caught six passes for 144 yards and two TDs against Arkansas ... Recorded his second 200-yard receiving yard game at Ole Miss with eight receptions and three touchdowns for 227 yards ... Named the SEC Offensive Player of the Week after his performance at Ole Miss ... Totaled six receptions on 140 yards and a touchdown at Alabama ... LSU's leading

receiver against No. 9 Auburn with 123 yards on eight receptions ... Finished with 48 yards and one TD on five receptions at Mississippi State ... Led the Tigers with 127 yards on seven receptions and two touchdowns against Florida ... Sealed the top-10 win over the Gators with a 54-yard touchdown with 5:43 remaining in the game ... Totaled three receptions on 54 yards with one touchdown against Utah State ... Set career highs against Vanderbilt with 10 receptions for 229 yards and four touchdowns ... Became the third player in school history with four or more touchdowns in a game and the first since 1989 (Tony Moss vs. Ohio) ... His 229 receiving yards against Vanderbilt marked the fourth-highest total ... The first LSU receiver with 200-plus yards since Odell Beckham Jr. against Furman in 2013 ... Totaled 147 yards on six receptions against Texas ... Against Texas was part of the first trio in school history, along with Jefferson (163 yards) and Marshall (123 yards), to finish with 100 receiving yards in a game.

JA'MARR CHASE'S CAREER HIGHS

Receptions: 10 at Vanderbilt, 2019
Receiving yards: 229 at Vanderbilt, 2019
Touchdowns: 4 at Vanderbilt, 2019
Long reception: 78 vs. Texas A&M, 2019

JA'MARR CHASE'S CAREER RECEIVING STATISTICS

YEAR	G-GS	REC.	YDS.	TD	LONG
2018	13-7	23	313	3	45
2019	13-13	75	1,559	18	78 (TD)
TOTAL	**26-20**	**98**	**1,872**	**21**	**78 (TD)**



35 DAMONE CLARK

Linebacker
6-4 • 238 • So. • 1L
Baton Rouge, La.
Southern Lab High School

SOPHOMORE SEASON (2019)

Starter at outside linebacker in LSU's base defense ... Played in 14 games with three starts ... Starts came against Georgia, Georgia Southern and Northwestern State ... Sixth on the LSU defense in tackles with 50 ... Had one tackle against Oklahoma ...Totaled five tackles in the league title game ... Second on team with four tackles and sack in win over Texas A&M ... Opened year with career-best nine tackles in win over Georgia Southern in what was first start of his career ... Had six tackles in victory over Arkansas ... Credited for a sack for a 14-yard loss against Auburn.

DAMONE CLARK'S CAREER HIGHS

Tackles: 9 vs. Georgia Southern, 2019
Tackles for Loss: 1.5 at Vanderbilt, 2019
Sacks: 1.5 at Vanderbilt, 2019

DAMONE CLARK'S CAREER STATISTICS

YEAR	G-GS	UT	AT	TT	TFL	SACKS	PD	QBH	INT	FF	FR
2018	13-0	0	1	1	0-0	0-0	0	0	0	0	0-0
2019	14-3	17	33	50	4.0-33	3.5-32	0	0	0	0	0-0
Total	**27-3**	**17**	**34**	**51**	**4.0-33**	**3.5-32**	**0**	**0**	**0**	**0**	**0-0**



24 CHRIS CURRY

Running Back
6-0 • 219 • Fr. • RS
Lehigh Acres, Fla.
Lehigh High School

REDSHIRT FRESHMAN SEASON (2019)

Stepped in for a limited Clyde Edwards-Helaire against Oklahoma and had best game of career with 89 rushing yards and one reception for nine yards ... Carried career-best 16 times against Sooners with four of his rushes going for first downs ... Started for first time of career against Oklahoma ... Averaged 5.6 yards per carry against the Sooners with runs of 13, 19 and 20 yards ... Also sees action on special teams ... Played in 13 games ... Rushed for 189 yards on 38 carries ... Caught three passes for 23 yards ... Prior to OU, had 26 yards in five carries against Georgia ... Rushed six times for 24 yards vs. Utah State and 23 yards on two carries against Georgia Southern.

CHRIS CURRY'S CAREER HIGHS

Rush attempts: 16 vs. Oklahoma, 2019 Peach Bowl
Rushing yards: 90 vs. Oklahoma, 2019 Peach Bowl
Rushing TDs: None
Longest Rush:20, 2x (Last: vs. Oklahoma, 2019 Peach Bowl)

CHRIS CURRY'S CAREER RUSHING STATISTICS

YEAR	G-GS	Att.	Yards	TD	Long
2018	4-0	8	2	0	3
2019	13-1	38	189	0	20
TOTAL	**17-1**	**46**	**191**	**0**	**20**



79 LLOYD CUSHENBERRY III

Center
6-4 • 309 • Jr. • 2L
Carville, La.
Dutchtown High School

18

- **2019 Second Team All-American (AFCA, FWAA)**
- **2019 No. 18 Jersey**
- **2019 LSU Graduate (B.A. Sport Administration)**
- **2019 Joe Moore Award Winner**
- **2019 LSU Football MVP**
- **2019 LSU Permanent Team Captain**
- **2016 SEC First-Year Academic Honor Roll**

JUNIOR SEASON (2019)

LSU's starting center in 27-straight games ... Started alongside right guard Damien Lewis in all 27 of those games and LSU is 24-3 over that two-year span ... Has been the starting center for every game of Joe Burrow's career at LSU ... Graduated in December of 2019 with a degree in sports administration ... Leads team in total snaps with 956 ... The leader of the LSU line that was named the Joe Moore Award winner as the top offensive line in the nation ... Helped pave the way for 1,000-yard rusher Clyde Edwards-Helaire and Heisman Trophy Award winner Joe Burrow ... Posted a team-best grade of 94% in win over Oklahoma on 74 snaps as the Tigers allowed just one sack against Sooners ... Second on the team in overall grade in the SEC Championship game on 74 snaps ... The highest graded lineman against Texas A&M ... Played 77 of 81 snaps in the win at Ole Miss and did not commit a penalty or allow a sack ... Led the way to LSU's 714 yards of total offense, the second most in a game and most in an SEC game in school history ... The Tigers top lineman at Alabama at 96 percent, leading the offense to more than 500 yards of total offense ... Graded out at 92 percent overall with three knockdowns for the Tigers against No. 9 Auburn ... LSU's top lineman against Mississippi State with a 94 percent overall grade and a pair of finishes ... Graded out 92 percent overall against Florida with a knockdown ... A part of the line that did not allow a sack and led the offense to 511 yards of total offense against the Gators ... Played 87 snaps and graded out as the top lineman with a finish against Utah State ... The center in all 59 snaps against Northwestern State and Vanderbilt ... Played all 71 snaps against Texas and earned a knockdown ... The anchor of the line that racked up 472 yards of total offense in the season opener against Georgia Southern ... First offensive lineman to be awarded the No. 18 jersey (wears a patch on his uniform during the game), which is given to the player that best represents what its means to be an LSU football player – on and off the field ... Called my many as the most valuable player on the 2019 LSU team for his leadership on the field and in the locker room.



3 TYRION DAVIS-PRICE

Running Back
6-1 • 226 • Fr. • HS
Baton Rouge, La.
Southern Lab High School

FRESHMAN SEASON (2019)

Hard-nosed running back that has made an impact as the backup to Clyde Edwards-Helaire in the LSU backfield … Played in all 14 games … Third on team (second among running backs) with 290 rushing yards and six TDs … Has rushed for a TD in four of last's last five games … Averaging 4.6 yards per carry … Had four carries for 25 yards against Oklahoma … Rushed for career-high 53 yards on 11 carries in win over Utah State … Scored pair of TDs in win over Northwestern State … Had 33-yard TD run to put the Tigers up for good, 35-28, in third quarter against Florida … Rushed seven times for 24 yards and a score against Texas A&M … Scored on a 4-yard run in second quarter in SEC Championship Game against Georgia … Gave LSU a 14-6 lead on a two-yard run in the second quarter against Arkansas … Carried the ball four times for 22 yards against Auburn … Rushed for 49 yards on six attempts at Mississippi State … Ran for 19 yards and a touchdown on four carries in his first SEC game at Vanderbilt … Scored his first career touchdown on a 1-yard run against Northwestern State … Added another TD with 2:12 left against the Demons on a 2-yard run … Finished the night against NSU with 29 yards on seven carries … Made his first career appearance against Georgia Southern and totaled five carries for 11 yards as well as a pair of catches for 24 yards.

TYRION DAVIS PRICE'S CAREER RUSHING HIGHS

Rush attempts: 11 vs. Utah State, 2019
Rushing yards: 53 vs. Utah State, 2019
Rushing TDs: 2 vs. Northwestern State, 2019
Longest Rush: 33 vs. Florida, 2019

TYRION DAVIS PRICE'S CAREER RECEIVING HIGHS

Receptions: 2, 2x (Last: vs. Northwestern State, 2019)
Receiving yards: 24 vs. Northwestern State, 2019
Touchdowns: 0
Long reception: 18 vs. Northwestern State, 2019

TYRION DAVIS PRICE'S CAREER RUSHING STATISTICS

YEAR	G-GS	Att.	Yards	TD	Long
2019	14-0	64	295	6	33 (TD)



76 AUSTIN DECULUS

Offensive Tackle
6-7 • 321 • Jr. • 2L
Mamou, La.
Cy-Fair High School (Cypress, Texas)

• 2019 Joe Moore Award Winner

JUNIOR SEASON (2019)

Most improved of LSU's offensive lineman in 2019 … Played and started in 12 games, all at right tackle … Had streak of 22 straight starts snapped against Ole Miss … Missed Ole Miss an Arkansas games with injury and returned to action against Texas A&M … The right tackle on the line that was named the Joe Moore Award winner as the top unit in the nation … Helped pave the way for 1,000-yard rusher Clyde Edwards-Helaire and Heisman Trophy Award winner Joe Burrow … Played 804 snaps with 13 finishes … Graded out at 89% in LSU's 63-28 win over Oklahoma as the Tigers racked up 692 yards of total offense and allowed just one sack … Helped the Tigers put up 37 points and 450-plus yards of total offense against Georgia in the SEC Championship Game … Key member of offensive line that helped the Tigers to 500-plus yards of total offense against Texas A&M … Graded out at 88 percent and totaled three knockdowns against Auburn … Put together the best game of his career and graded out as the top tiger lineman at 96 percent with a pair of finishes at Mississippi State … A part of the line that did not allow a sack and led the offense to 511 yards of total offense against the Gators … Helped LSU to the win over Texas with three knockdowns.



7 GRANT DELPIT

Safety
6-3 • 203 • Jr. • 2L
Houston, Texas
IMG Academy

•2019 Thorpe Award Winner
•2019 Consensus All American
• 2019 First Team All-American (AFCA, Sporting News, Walter Camp)
• 2019 Second Team All-American (AP)
• 2019 First Team All-SEC (Coaches)
• 2019 Second Team All-SEC (AP)
•2018 Unanimous All-American
•2018 First Team All-American
(Walter Camp, AP, FWAA, Sporting News, AFCA, Sports Illustrated)
•2018 Jack Tatum Award Winner (Columbus Ohio Touchdown Club)
•2018 Nagurski Trophy Finalist
•2018 Thorpe Award Semifinalist
•2018 First Team All-SEC (Coaches, AP)
•2018 SEC Defensive Player of the Week (vs. Mississippi State)
•2018 Bednarik Award Player of the Week (vs. Mississippi State)

JUNIOR SEASON (2019)

One of the top defensive backs in LSU history, winning the Jim Thorpe Award as the nation's best defensive back in 2019 … Became third player in LSU history to win the Thorpe Award, joining first round NFL Draft picks in Patrick Peterson (2010) and Morris Claiborne (2011) … A consensus All-American at safety … Became the first LSU player named first team Walter Camp All-America in consecutive seasons since running back Charles Alexander in 1977-78 … LSU's starting safety in 13 games in 2019 … Missed the Arkansas game with an injury … Completely healthy now and has been a big reason for LSU's defense playing its best football of the season … Makes plays all over the field … In 13 games, has recorded 59 tackles, 3.5 tackles for loss, two interceptions and a sack … Also added a fumble recovery and eight passes defended … Against Oklahoma, helped limit Jalen Hurts to only 43 rushing yards … Had three tackles, a half-tackle for loss and broke up a pass in the win over Oklahoma … Sacked Georgia quarterback Jake Fromm in the SEC Championship and finished with three tackles … Intercepted Texas A&M quarterback Kellen Mond and totaled three tackles … Finished with five tackles, a PBU and .5 tackle for loss at Ole Miss … Credited with five tackles and a PBU against Auburn … Set a career high in tackles with 11 at Mississippi State … LSU's leading tackler against Florida with eight … Credited for a pair of huge pass breakups against the Gators … Intercepted Utah State quarterback Jordan Love and finished with three tackles … Second on the team in tackles with six and added a PBU at Vanderbilt … Finished with three tackles at Texas and against Northwestern State … Totaled five tackles, 1.5 tackles for loss and a fumble recovery in the season opener against Georgia Southern.

GRANT DELPIT'S CAREER HIGHS

Tackles: 11 at Mississippi State, 2019
Tackles for loss: 2.5 vs. Ole Miss, 2018
Sacks: 1, 5x (Last: vs. Arkansas, 2018)
Interceptions: 2, vs. Mississippi State, 2018
Pass breakups: 3 at Texas A&M, 2018
Fumble recoveries: 1, 2x (Last: vs. Georgia Southern, 2019)

GRANT DELPIT'S CAREER STATISTICS

YEAR	G-GS	UT	AT	TT	TFL	SACKS	PD	QBH	INT	FF	FR
2017	13-10	36	24	60	3.5-5	0.0-0	9	1	1-0	0	0-0
2018	13-13	46	28	74	9.5-53	5.0-44	14	4	5-1	1	1-0
2019	13-13	33	26	59	3.5-12	1.0-9	9	1	1-0	0	1-0
Total	**39-36**	**115**	**78**	**193**	**16.5-70**	**6.0-53**	**29**	**6**	**7-1**	**1**	**2-0**



19 DERRICK DILLON

Wide Receiver
5-11 • 184 • Sr. • 3L
Franklinton, La.
Pine High School
• 2019 LSU Graduate (B.A. interdisciplinary Studies)

SENIOR SEASON (2019)

Played in 13 games with three starts ... Starts came against Northwestern State, Utah State and Florida ... Has 15 receptions for 202 yards and a pair of TDs ... Caught a pair of passes for 22 yards in win over Oklahoma ... Had two receptions for 11 yards in SEC Championship Game ... Connected with Joe Burrow on a 37-yard TD at Mississippi State ... Other TD came against Utah State ... Graduated in December of 2019 with a degree in interdisciplinary studies.

DERRICK DILLON'S CAREER RECEIVING HIGHS

Receptions: 5 vs. Rice, 2018
Receiving yards: 86 vs. UCF, 2019 Fiesta Bowl
Receiving TDs: 1, 4x (Last: vs. Utah State, 2019)
Long Reception: 71 (TD) vs. Auburn, 2018

DERRICK DILLON'S CAREER RUSHING HIGHS

Rushing attempts: 2, 4x (Last: at Alabama, 2017)
Rushing yards: 30 vs. Florida, 2017
Rushing TDs: 0
Long rush: 30 vs. Florida, 2017

DERRICK DILLON'S CAREER RECEIVING STATISTICS

YEAR	G-GS	REC.	YDS.	TD	LONG
2016	8-0	0	0	0	0
2017	13-3	14	125	0	16
2018	13-5	22	307	2	71 (TD)
2019	13-3	15	202	2	37 (TD)
TOTALS	**47-11**	**51**	**634**	**4**	**71 (TD)**

DERRICK DILLON'S CAREER RUSHING STATISTICS

YEAR	ATT.	YARDS	TD	LONG
2016	0	0	0	0
2017	15	86	0	30
2018	3	1	0	1
2019	0	0	0	0
TOTALS	**18**	**87**	**0**	**30**



45 MICHAEL DIVINITY JR.

Linebacker
6-2 • 238 • Sr. • 3L
Marrero, La.
John Ehret High School

SENIOR SEASON (2019)

Returns to field for National Championship Game against Clemson ... Sat out previous six games ... Has played in five games in 2019, starting three times ... Has 23 tackles, 4.0 tackles for loss and 3.0 sacks to his credit ... Tremendous pass rusher from the outside ... Last action came in win over Auburn when he had five tackles, including a sack for a 7-yard loss in the third quarter ... Against Mississippi State, forced a fumble and totaled a pair of tackles for loss and QB hurry ... Had pair of tackles against No. 7 Florida ... Started at middle linebacker at Vanderbilt and had a tackle before leaving the game with an injury ... LSU's starting linebacker against Texas and finished with a career-high 10 tackles and a sack against the Longhorns.

MICHAEL DIVINITY JR.'S CAREER HIGHS

Tackles: 10 at Texas, 2019
Tackles for loss: 2.0 vs. Louisiana Tech, 2018
Sacks: 1.5 vs. Miami, 2018
Quarterback Hurries: 3 vs. Florida, 2018
Interceptions: 1 vs. Mississippi State, 2018
Fumbles Forced: 1 vs. Arkansas, 2018
Fumbles Returned: 1, 4x (Last: vs. UCF, 2019 Fiesta Bowl)
Fumble Return Yards: 58 vs. Texas A&M, 2018

MICHAEL DIVINITY JR.'S CAREER STATISTICS

YEAR	G-GS	UT	AT	TT	TFL	SACKS	PD	QBH	INT	FF	FR
2016	9-0	7	6	13	1.0-6	0	0	0	0	0	0
2017	11-1	6	9	15	2.5-4	1.0-1	0	1	0	0	2-0
2018	12-11	20	34	54	10.5-45	5.0-27	2	8	1-31	1	2-58
2019	5-3	16	7	23	4.0-26	3.0-24	0	3	0	1	0
Totals	**37-15**	**49**	**56**	**105**	**18.0-8**	**1 9.0-52**	**2**	**12**	**1-31**	**2**	**4-58**



22 CLYDE EDWARDS-HELAIRE

Running Back
5-9 • 212 • Jr. • 2L
Baton Rouge, La.
Catholic High School

• 2019 LSU Football MVP
• 2019 LSU Permanent Team Captain
• 2019 All-SEC First Team (AP, unanimous; Coaches)
• Paul Hornung Award Finalist
• SEC Offensive Player of the Week (at Alabama)

JUNIOR SEASON (2019)

Limited in the Oklahoma game due to a leg injury ... Played sparingly against the Sooners, rushing for 14 yards on two carries ... Expected to be at full strength for the National Championship contest ... Started first 13 games of season at running back ... First team All-SEC and a finalist for the Paul Hornung Award as the most versatile player in college football ... Had one of the most outstanding all-around seasons for a running back in school history with 1,304 rushing yards and 16 TDs to go along with 50 catches for 399 yards and a score ... Named LSU's MVP at the team's awards banquet on December 16 ... Led SEC in rushing TDs (16) and finished No. 2 in the league in rushing yards ... Fourth in SEC in rushing yards per game (99.23) ... Tied LSU single-season record for receptions by a running back with 50 (Garry James, 1985) ... Rushed for 100 or more yards six times, all coming in SEC games ... LSU is 6-0 in those games ... Went over the 2,000-yard mark for his career against Oklahoma ... Has rushed for 2,001 yards in career, ranking No. 17 in school history ... The 20th player in LSU history to eclipse 1,000 yards on the ground in a season ... Went over the 1,000-yard mark on a career-long 89-yard TD run against Arkansas ... The 89-yard run was the fifth-longest in school history ... Totaled 118 all-purpose yards in the SEC Championship game with 61 yards receiving and 57 coming on the ground ... Finished with 87 yards on the ground and a touchdown on 18 carries against Texas A&M ... Set a career high for rushing yards with 188 yards and matched his high for touchdowns with three on just six attempts against Arkansas ... Rushed for a then career-high 172 yards and a touchdown on 23 attempts at Ole Miss ... Named the SEC Offensive Player of the Week after totaling 103 yards on the ground and three touchdowns on 20 carries at Alabama ... Also had nine receptions for 77 yards and a touchdown against the Crimson Tide ... Ran for 136 yards and a touchdown on 26 attempts against No. 9 Auburn ... Scored from six yards out with 4:58 left in the third quarter to give the Tigers the lead for good ... Against No. 7 Florida, rushed for 134 yards and two touchdowns on 13 carries for an average of 10.3 yards per attempt ... Ripped off runs of 10, 57 and 39 against the Gators ... Scored on a 39-yard run in the first half and 5-yard run in the second half against Florida ... Finished with 72 yards on 14 attempts against Utah State ... Surpassed 100 yards for the third time in his career with 106 yards and one touchdown on 14 attempts at Vanderbilt ... Rushed for 50 yards and career-high two touchdowns on 13 attempts against Northwestern State ... Totaled 87 yards on 15 attempts against Texas ... Scored a crucial 12-yard touchdown against UT with 9:58 remaining in the fourth quarter to extend LSU's lead to 9 ... Started his first career game in the season opener against Georgia Southern and was LSU's leading rusher with 45 yards and one touchdown on nine carries.

CLYDE EDWARDS-HELAIRE'S CAREER RUSHING HIGHS

Rushing attempts: 26 vs. Auburn, 2019
Rushing yards: 188 vs. Arkansas, 2019
Rushing TDs: 3, 2x (Last: vs. Arkansas, 2019)
Long rush: 89 (TD) vs. Arkansas, 2019

CLYDE EDWARDS-HELAIRE'S CAREER RECEIVING HIGHS

Receptions: 9 at Alabama, 2019
Receiving yards: 77 at Alabama, 2019
Receiving TDs: 1 at Alabama, 2019
Long reception: 30 vs. Alabama, 2018

CLYDE EDWARDS-HELAIRE'S CAREER KICK RETURN HIGHS

Kick returns: 3, 3x (Last: vs. Northwestern State, 2019)
Kick return yards: 110 vs. UCF, 2019 Fiesta Bowl
Long kick return: 77 vs. UCF, 2019 Fiesta Bowl

CLYDE EDWARDS-HELAIRE'S CAREER RUSHING STATISTICS

YEAR	G-GS	No.	Yards	TD	Long
2017	13-0	9	31	0	10
2018	13-0	146	658	7	47
2019	14-13	199	1,304	16	89 (TD)
TOTAL	**40-13**	**354**	**1,993**	**23**	**89 (TD)**

CLYDE EDWARDS-HELAIRE'S CAREER RECEIVING STATISTICS

YEAR	Rec.	Yards	TD	Long
2017	3	46	0	27
2018	11	96	0	30
2019	50	399	1	26
TOTAL	**64**	**541**	**1**	**30**

CLYDE EDWARDS-HELAIRE'S CAREER KICKOFF RETURNS STATISTICS

YEAR	No.	Yards	TD	Long
2017	13	247	0	26
2018	17	416	0	77
2019	10	214	0	38
TOTAL	**40**	**877**	**0**	**77**



4 JOHN EMERY JR.

Running Back
6-0 • 203 • Fr. • HS
St. Rose, La.
Destrehan High School

FRESHMAN SEASON (2019)

Played in 10 games with no starts ... Rushed for 196 yards and four TDs on 39 carries ... Caught six passes for 60 yards ... Longest run of season came on 39-yard TD run against Arkansas ... Rushed three times for seven yards, including a 6-yard TD, against Oklahoma ... Rushed for 42 yards on two carries against Arkansas ... Rushed for 51 yards on nine carries against Vanderbilt ... Scored TDs on runs of 6 yards vs. Vanderbilt and 4 yards vs. Northwestern State ... Carried eight times for 45 yards vs. Utah State.

JOHN EMERY JR.'S CAREER RUSHING HIGHS

Rushing attempts: 9 at Vanderbilt, 2019
Rushing yards: 51 at Vanderbilt, 2019
Rushing TDs:1, 4x (Last: vs. Oklahoma, 2019)
Long rush: 39 vs. Arkansas, 2019

JOHN EMERY JR.'S CAREER RECEIVING HIGHS

Receptions: 4 vs. Utah State, 2019
Receiving yards: 34 vs. Utah State, 2019
Receiving TDs: 0
Long reception: 17 vs. Georgia Southern, 2019

JOHN EMERY JR.'S CAREER RUSHING STATISTICS

YEAR	G-GS	No.	Yards	TD	Long
2019	10-0	39	188	4	39 (TD)

JOHN EMERY JR.'S CAREER RECEIVING STATISTICS

YEAR	Rec.	Yards	TD	Long
2019	6	60	0	17



92 NEIL FARRELL JR.

Defensive End
6-5 • 295 • Jr. • 2L
Mobile, Ala.
Murphy High School

JUNIOR SEASON (2019)

Played in 14 games with three starts ... LSU's most productive defensive lineman in terms of tackles (45) and tackles for loss (6.5) ... Added 3.0 sacks and four QB hurries ... Opened season with career-best eight tackles against Georgia Southern ... Sacked Texas A&M quarterback Kellen Mond and forced a fumble against the Aggies ... Fourth on the team at Ole Miss with five tackles and 1.5 tackles for loss ... Helped force No. 9 Auburn into a three-and-out with a pair of tackles in the third quarter ... Credited with three tackles at Mississippi State ... Started his first SEC game against Florida and finished as the team's leading lineman with four tackles ... In his second career start, sacked Utah State quarterback and ended the day with three tackles ... Finished with four tackles, 1.0 tackle for loss and three quarterback hurries at Vanderbilt ... Made his first career start against Northwestern State and finished as LSU's top lineman in tackles with six.

NEIL FARRELL JR.'S CAREER HIGHS

Tackles: 8 vs. Georgia Southern, 2019
Tackles for Loss: 1.5, 2x (Last: vs. Utah State, 2019)
Sacks: 1.5 vs. Southeastern Louisiana, 2018

NEIL FARRELL JR.'S CAREER STATISTICS

YEAR	G-GS	UT	AT	TT	TFL	SACKS	PD	QBH	INT	FF	FR
2017	5-0	1	4	5	0.0-0	0.0-0	0	1	0	0	0
2018	10-0	10	13	23	4.0-22	1.5-14	1	2	0	0	0
2019	14-3	15	30	45	6.5-17	3.0-12	1	4	0	1	0
Total	**29-3**	**26**	**47**	**73**	**10.5-39**	**4.5-26**	**2**	**7**	**0**	**1**	**0**



91 BREIDEN FEHOKO

Defensive Line
6-4 • 291 • Sr. • 1L
Honolulu, Hawaii
Farrington High School/Texas Tech

- **2019 LSU Graduate (Communication Studies)**
- **2018 SEC Academic Honor Roll**

SENIOR SEASON (2019)

Veteran leader on the defensive line for the Tigers ... Played in 14 games with four starts in 2019 ... Credited with 17 tackles, 6.0 tackles for loss and half sack ... Didn't have a tackle against Oklahoma but impacted OU quarterback Jalen Hurts many times during the game ... Finished with two tackles against Arkansas ... Earned a tackle for loss on two tackles at Mississippi State ... Credited with a PBU and two tackles against No. 7 Florida ... Fourth on the team in tackles with three and also credited for a tackle for loss against Utah State ... Started at Vanderbilt and finished with four tackles and 2.5 tackles for loss ... Made his first start of 2019 against Northwestern State and earned a pair of tackles ... Aspires to work in television and spent most of Chick-fil-A Bowl Media Day serving as a roving reporter for LSUsports.net.

BREIDEN FEHOKO'S CAREER HIGHS

Tackles: 6 vs. Southeastern Louisiana, 2018
Tackles for Loss: 2.5, 2x (Last: vs. Auburn, 2019)
Sacks: 1.0 vs. Southeastern Louisiana, 2018

BREIDEN FEHOKO'S CAREER STATISTICS

YEAR	G-GS	UT	AT	TT	TFL	Sacks	PD	QBH	INT	FF	FR
2018	8-8	2	14	16	3.0-25	1.5-15	1	2	0	0	0-0
2019	14-4	8	9	17	6.0-20	0.5-5	1	2	0	0	0-0
Totals	**22-12**	**10**	**23**	**33**	**9.0-45**	**2.0-20**	**2**	**4**	**0**	**0**	**0-0**



48 BLAKE FERGUSON

Long Snapper
6-4 • 235 • Sr. • 3L
Smyrna, Ga.
Buford High School

- **2019 LSU Graduate (MBA)**
- **2019 LSU Permanent Team Captain**
- **2019 SEC Community Service Team**
- **2018 First Team All-America (Phil Steele Magazine)**
- **2018 Permanent LSU Team Captain**
- **2018 SEC Community Service Team**
- **2018 SEC Football Leadership Council Chair**
- **2018 LSU Graduate (B.A. Marketing)**
- **2018 SEC Academic Honor Roll**
- **2017 SEC Academic Honor Roll**
- **2016 SEC Academic Honor Roll**
- **2015 SEC First-Year Academic Honor Roll**

SENIOR SEASON (2019)

One of the top student-athletes in the history of the program ... Has earned two degrees from LSU ... Graduated in three years with a undergraduate degree in marketing in 2018 and then followed that with a Master's in business administration in December of 2019 ... Four-year starter at long snapper for LSU, following his brother Reid, who was also a four-year starter at the position for the Tigers ... Reid is now the long snapper for the Buffalo Bills ... Played in 52 consecutive games ... Twice named permanent team captain in 2018 and 2019 becoming the first long snapper in LSU history to receive the honor ... Semifinalist for the Campbell Award as the nation's top student-athlete in college football ... Academic All-District ... Two-time chair of the SEC's Football Leadership Council ... Member of the SEC Community Service Team in 2018 and 2019.



25 CORDALE FLOTT

Cornerback
6-2 • 160 • Fr. • HS
Saraland, Ala.
Saraland High School

TRUE FRESHMAN SEASON (2019)

Another talented true freshman cornerback for the Tigers … Can also play inside at the nickel spot … Played in 13 games with one start … Start came at the nickel position against Ole Miss … Has 15 tackles and four passes defended … Career-best five tackles vs. Ole Miss … Had one tackle against Oklahoma.

CORDALE FLOTT'S CAREER HIGHS

Tackles: 5 at Ole Miss, 2019
Pass Breakups: 1, 4x (Last: vs. Arkansas, 2019)

CORDALE FLOTT'S CAREER STATS

YEAR	G-GS	UT	AT	TT	TFL	Sacks	PD	QBH	INT	FF	FR
2019	13-1	9	6	15	0-0	0-0	4	1	0	0	0



1 KRISTIAN FULTON

Cornerback
6-0 • 192 • Sr. • 2L
New Orleans, La.
Archbishop Rummel High School

• 2019 LSU Graduate (B.A. Sport Administration)
• 2019 Second Team All-SEC (AP)

SENIOR SEASON (2019)

One of the nation's top cornerbacks … Teams with true freshmen Derek Stingley Jr. to form the nation's top cornerback duo … Second team All-SEC by the AP … Started all 14 games with 32 tackles and 13 passes defended … Has one interception … Had one tackle and broke up a pass against Oklahoma … Was targeted five times in the SEC Championship game and allowed one reception for 11 yards and added a PBU … Only allowed seven yards on four targets against Texas A&M …. Added two pass breakups and three tackles against the Aggies … Targeted just once against Arkansas … Was not targeted at Ole Miss … Against No. 2 Alabama, allowed just one reception on two targets and added a PBU … Allowed just three receptions on seven targets against No. 9 Auburn … Targeted five times at Mississippi State and only allowed one reception … Intercepted MSU QB Garrett Shrader and had two PBUs … Credited with a PBU and totaled three tackles against No. 7 Florida … Finished with three tackles against Utah State … Third on the team with tackles and also credited for a PBU at Vanderbilt … Totaled a pair of pass breakups at Texas … Graduated in December of 2019 with a degree in sports administration.

KRISTIAN FULTON'S CAREER HIGHS

Tackles: 5, 2x (Last: at Vanderbilt, 2019)
Tackles for Loss: 1.0 vs. Arkansas, 2018
Interceptions: 1, 2x (Last: at Mississippi State, 2019)
Pass Breakups: 2, 6x (Last: vs. Texas A&M, 2019)

KRISTIAN FULTON'S CAREER STATS

YEAR	G-GS	UT	AT	TT	TFL	Sacks	PD	QBH	INT	FF	FR
2016	3-0	1	1	2	0-0	0-0	0	0	0	0	0
2017	0-0	0	0	0	0-0	0-0	0	0	0	0	0
2018	10-10	20	5	25	1.0-7	0-0	10	0	1-0	1	0
2019	14-14	21	10	31	0-0	0-0	14	0	1-0	0	0
Totals	**27-24**	**43**	**16**	**59**	**1.0-7**	**0-0**	**23**	**0**	**2-0**	**1**	**0**



14 MO HAMPTON JR.

Defensive Back
6-0 • 214 • Fr. • HS
Memphis, Tenn.
Memphis University High School

• SEC Freshman of the Week vs. Arkansas

TRUE FRESHMAN SEASON (2019)

Two-sport standout that has emerged as a player counted on for snaps in the secondary … Will play baseball for LSU's nationally-ranked baseball team in the spring … Played in 12 games with one start … Started at safety in place of an injured Grant Delpit against Arkansas … Has 10 tackles and a pass breakup to his credit … Saw significant snaps in win over Oklahoma and had one tackle, a crushing blow on OU quarterback Jalen Hurts early in the first quarter … Named SEC Freshman of the Week for his performance against Arkansas (6 tackles) … Had two tackles the following week vs. Texas A&M.

MO HAMPTON JR.'S CAREER HIGHS

Tackles: 2 vs. Texas A&M, 2019
Pass Breakups: 1, vs. Texas A&M, 2019

MO HAMPTON JR.'S CAREER STATS

YEAR	G-GS	UT	AT	TT	TFL	Sacks	PD	QBH	INT	FF	FR
2019	12-1	6	4	10	0-0	0-0	1	0	0-0	0	0



4 TODD HARRIS JR.

Safety
5-11 • 186 • Jr. • 2L
Maringouin, La.
Plaquemine High School

JUNIOR SEASON (2019)

Played in three games with one start … Suffered season-ending knee injury against Northwestern State in third game of season … Started season-opener against Georgia Southern opposite Grant Delpit at safety… In three games, had three tackles, including one for a 4-yard loss.



57 CHASEN HINES

Guard
6-4 • 336 • So. • 1L
Marshall, Texas
Marshall High School

SOPHOMORE SEASON (2019)

Versatile lineman that can play either center or guard … Backup to Lloyd Cushenberry at center … Played in 10 games with no starts … Also sees action on special teams … Saw most action of season against Vanderbilt (36 snaps at left guard).



62 SIAKI IKA

Nose Tackle
6-4 • 347 • Fr. • HS
Salt Lake City, Utah
East High School

FRESHMAN SEASON (2019)

Part of LSU's rotation at nose tackle … True freshman that has made an immediate impact during his first year at LSU … Enrolled at LSU in January of 2019 and went through spring practice which accelerated his development … Played in 12 games with no starts … Has 17 tackles, including 1.5 for loss … Matched his career high in tackles against Arkansas with three… Credited for three tackles at Ole Miss … Had a tackle and half-tackle for loss at Alabama … Provided depth for the Tigers and helped clog the middle with a pair of tackles against the Gators … Credited for a pair of tackles against Utah State … Finished the game against Northwestern State with two tackles and tackle for loss … Made his first career appearance in the season opener against Georgia Southern and recorded one tackle.

SIAKI IKA'S CAREER HIGHS
Tackles: 3, 2x (Last: vs. Arkansas, 2019)
Tackles for Loss: 1.0 vs. Northwestern State, 2019
Sacks: 0

SIAKI IKA'S CAREER STATISTICS

YEAR	G-GS	UT	AT	TT	TFL	Sacks	PBU	QBH	INT	FF	FR
2019	12-0	6	11	17	1.5-3	0-0	0	0	0	0	0



70 ED INGRAM

Offensive Guard
6-4 • 295 • So. • 1L
Desoto, Texas
Desoto High School

• 2019 Joe Moore Award Winner

SOPHOMORE SEASON (2019)
Tremendous talent at left guard that re-joined the team on Sept. 20 ... Inserted into lineup at left guard just seven plays into the Oklahoma contest when Damien Lewis went down with an injury ... Played 68 snaps in win over Sooners ... Started 12 games as a true freshman in 2017 ... Sat out all of last season ... Saw first action in over a year against Utah State ... Played in 10 games this year, starting at left guard in wins over Ole Miss and Arkansas ... Serves as the day-to-day backup to Adrian Magee at left guard ... Rotates in for at least two or three series each game ... Part of the LSU line that was named the Joe Moore Award winner as the top unit in the nation ... Helped pave the way for 1,000-yard rusher Clyde Edwards-Helaire and Heisman Trophy Award winner Joe Burrow ... Played 81 snaps against Ole Miss, 47 against Arkansas, 24 vs. Texas A&M and 17 against Georgia in SEC title game ... Saw action on 32 snaps vs. Auburn and 27 in win over Alabama.



2 JUSTIN JEFFERSON

Wide Receiver
6-2 • 185 • Jr. • 2L
St. Rose, La.
Destrehan High School

• 2019 Second Team All-SEC (AP)

JUNIOR SEASON (2019)
Coming off his best game as a Tiger with 14 catches for 227 yards and four TDs in LSU's 63-28 win over Oklahoma in the CFP National Semifinal ... Set CFP Semifinal game records for receptions (14), receiving yards (227), receiving yards in a half (186), and receiving TDs (4) ... Has caught 21 passes for 342 yards and five TDs in LSU's last two games ... Second team All-SEC selection from the AP ... Has 102 receptions for 1,434 yards and 18 TDs ... The 102 receptions are a school-record and the third-highest total in SEC history ... His 18 TD receptions ties the SEC single-season mark along with teammate Ja'Marr Chase and Florida's Reidel Anthony (1996) ... Goes into Oklahoma game tied for No. 1 in the nation in TD receptions (18) and No. 3 in both receptions (102) and receiving yards (1,434) ... Averaging 14.1 yards a catch and 102.4 yards per game ... Caught at least five passes in 12 games and had at least one TD in 11 games ... Had seven 100-yard games in 2019 and nine for his career ... Teamed with quarterback Joe Burrow, running back Clyde Edwards-Helaire and wide receiver Ja'Marr Chase to become the first team in college football history with a 5,000-yard passer, a 1,000-yard rusher and two 1,000-yard receivers in the same season ... Led LSU with seven receptions for 115 yards and TD in SEC Championship Game ... Is 10th player in school history with more than 2,000 career receiving yards ... Surpassed 1,000 yards in the 2019 season at Ole Miss with a nine-catch, 112-yard and two touchdown performance .... It's the ninth 1,000-yard receiving season in school history ... Made seven receptions for 79 yards on eight targets at Alabama ... Five of his seven receptions went for first down against the Crimson Tide ... Caught seven passes for 60 yards against No. 9 Auburn ... LSU's leading receiver at Mississippi State with 89 yards and one touchdown on eight receptions ... Made history as he caught Joe Burrow's 29th touchdown pass on the season for the most LSU history on an 18-yard TD in the third quarter at Mississippi State ... Totaled 123 yards and one touchdown on 10 receptions against Florida ... Scored on a 7-yard pass from Joe Burrow against the Gators ... Scored on consecutive drives with touchdowns of four and 39 yards out against Utah State ... LSU's leading receiver with 155 yards on nine receptions against Utah State ... Tied the game at Vanderbilt with a 4-yd TD pass from Joe Burrow ... Topped 100 yards with 125 yards on five receptions against Northwestern State ... LSU's leading receiver at Texas with a then-career high 163 yards on nine receptions and three touchdowns ... Scored the game-clinching touchdown on third-and-sixteen with a 61-yard touchdown with 2:27 left in the game ... A part of the first trio in school history, along with Ja'Marr Chase and Terrace Marshall, to finish with 100 receiving yards in a game ... LSU's leading receiver in the season opener against Georgia Southern with 87 yards on five receptions and a touchdown ... After not catching a pass as a freshman, now rank No. 3 in LSU history in receiving TDs (24), No. 6 in receptions (156) and No. 8 in receiving yards (2,309) ...Younger brother of two former LSU starters – quarterback Jordan Jefferson (2008-11) and defensive back Rickey Jefferson (2013-16) ... Jordan started at quarterback in LSU's 2012 BCS National Championship Game in New Orleans.

JUSTIN JEFFERSON'S CAREER HIGHS
Receptions: 14 vs. Oklahoma, 2019 Peach Bowl
Receiving Yards: 227 vs. Oklahoma, 2019 Peach Bowl
Receiving TDs: 4 vs. Oklahoma, 2019 Peach Bowl
Longest Reception: 71 vs. Georgia, 2019 SEC Championship
Rush attempts: 1, 6x (Last: vs. UCF, 2019 Fiesta Bowl)
Rushing yards: 19 vs. Ole Miss, 2018
Rushing TDs: None
Longest Rush: 19 vs. Ole Miss, 2018

JUSTIN JEFFERSON'S CAREER RECEIVING STATISTICS

YEAR	G-GS	REC.	YDS.	TD	LONG
2017	7-0	0	0	0	0
2018	13-12	54	875	6	65 (TD)
2019	14-14	102	1,434	18	71
TOTAL	**33-26**	**156**	**2,309**	**24**	**71**

JUSTIN JEFFERSON'S CAREER RUSHING STATISTICS

YEAR	ATT.	YARDS	TD	LONG
2017	1	4	0	4
2018	5	26	0	19
2019	0	0	0	0
TOTAL	**6**	**30**	**0**	**19**



90 RASHARD LAWRENCE

Defensive End
6-3 • 317 • Sr. • 3L
Monroe, La.
Neville High School

• 2019 LSU Graduate (B.A. Sports Administration)
• 2019 LSU Permanent Team Captain
• 2019 Second Team All-SEC (Coaches)
• 2019 Lott IMPACT Player of the Week (at Alabama)

SENIOR SEASON
Veteran leader of the LSU defense – on and off the field ... Second team All-SEC by SEC Coaches in 2019 ... Played in 11 games with 10 starts ... Started LSU's final eight games ... Has 25 tackles, 5.0 tackles for loss and 2.5 sacks ... Missed games against Northwestern State, at Vanderbilt and against Utah State with an injury ... Had two tackles against Oklahoma as the constant pressure of the Tiger defense line limited OU quarterback Jalen Hurts to 15-of-31 passing with an interception ... The Tigers also held OU to only 97 rushing yards, its lowest total of the year and the first time since the 2016 season-opener vs. Houston the Sooners were held under 100 rushing yards ... Helped limit the Georgia rushing attack to less than 100 yards and totaled four tackles and 1.0 tackles for loss in the SEC Championship ... Matched a season best with four tackles and 1.5 tackles for loss against Arkansas ... Credited with three tackles at Ole Miss ... The top lineman against the Crimson Tide with four tackles and two crucial pass breakups ... In his first start since being out with an injury, finished with three tackles and his first career fumble recovery against Mississippi State... Returned to the field against No. 7 Florida and credited with a QB hurry ... Forced his first career fumble and recorded a sack in the season opener against Georgia Southern.

RASHARD LAWRENCE'S CAREER HIGHS
Tackles: 8 vs. Mississippi State, 2018
Tackles for Loss: 4.0 vs. UCF, 2019 Fiesta Bowl
Sacks: 2.0 vs. UCF, 2019 Fiesta Bowl
Force Fumble: 1 vs. Georgia Southern, 2019
Fumble Recovery: 1 at Mississippi State, 2019

RASHARD LAWRENCE'S CAREER STATISTICS

YEAR	G-GS	UT	AT	TT	TFL	Sacks	PD	QBH	INT	FF	FR
2016	9-0	2	4	6	1.0-5	1.0-5	0	0	0	0	0-0
2017	10-10	11	21	32	3.5-20	1.5-12	1	3	0	0	0-0
2018	13-13	23	31	54	10.5-48	4.0-24	3	2	0	0	0-0
2019	11-10	10	15	25	5.0-29	2.5-19	3	1	0	1	1-1
Totals	**43-33**	**46**	**71**	**117**	**20.0-102**	**9.0-60**	**7**	**6**	**0**	**1**	**1-1**



68 DAMIEN LEWIS

Offensive Guard
6-3 • 322 • Sr. • 1L
Canton, Miss.
Canton High School/Northwest Mississippi CC

- **2019 First Team All-America (The Athletic)**
- **2019 Second Team All-SEC (AP, Coaches)**
- **2019 Joe Moore Award**

SENIOR SEASON (2019)

Along with center Lloyd Cushenberry, is the heart and soul of LSU offense ... Has started alongside Cushenberry at right guard for 27 straight games ... Tigers are 24-3 over that span ... First Team All-America in 2019 from the Athletic and second team All-SEC from both the SEC Coaches and AP ... Junior college transfer that has played in 26 consecutive games since joining the Tigers last year ... Injured on second series of the game against Oklahoma and did not return ... Prior to that, rarely missed and play and never takes a play off from an effort standpoint ... Played 802 snaps in 2019 with a team-best 32 finishes ... A constant of the LSU line that was named the Joe Moore Award winner as the top unit in the nation ... Helped pave the way for 1,000-yard rusher Clyde Edwards-Helaire and Heisman Trophy Award winner Joe Burrow ... Graded out above 90 percent in the SEC Championship game... The top lineman against Texas A&M with two finishes on all 67 snaps ... Finished with a team-high two knockdowns on 44 snaps against Arkansas ... Credited with a team-high five knockdowns at Ole Miss and led the offense to the most yards in an SEC game and second most in any game in school history .... Limited the dominant Alabama line and graded out at 93 percent overall with a finish ... Helped lead Clyde Edwards-Helaire to another 100-yard rushing game against No. 9 Auburn ... Played all 61 snaps against Mississippi State and finished as the second-best lineman ... Graded out at 93 percent overall against No. 7 Florida after not allowing the Gators a sack and leading the Tigers to more than 500 yards ... The second-best overall grade against Utah State and totaled a team-high two finishes against Utah State ... Matched the season opener with five knockdowns against Texas ... Graded out as the highest rated lineman with five finishes on 56 snaps in the season opener against Georgia Southern.



97 GLEN LOGAN

Defensive End
6-4 • 297 • Jr. • 2L
Kenner, La.
Destrehan High School

SENIOR SEASON (2019)

Key contributor on defensive front for Tigers ... Played in 11 games with 10 starts ... 18 tackles, 1.5 tackles for loss and a sack ... Missed games against Northwestern State and Vanderbilt with an injury ... Started games against Georgia Southern, Texas, Mississippi State, Auburn, Ole Miss, Arkansas, Texas A&M and the SEC Championship ... Had one tackle against Oklahoma as he was part of a defensive front that sacked Jalen Hurts twice and limited the Sooners to a season-low 97 rushing yards ...Recorded a pair of tackles in the regular season finale against Texas A&M ... Totaled three tackles at Ole Miss ... Credited with three tackles, a PBU and hurry against No. 9 Auburn ... Returned to the field against No. 7 Florida and totaled a pair of tackles and PBU ... Had three tackles and sack at Texas ... Finished with three tackles in the season opener against Georgia Southern.

GLEN LOGAN'S CAREER HIGHS

Tackles: 7 vs. Florida, 2018
Tackles for Loss: 1., 2x (Last: at Texas, 2019)
Sacks: 1, 5x (Last: at Texas, 2019))
Quarterback Hurries: 2, 2x (Last: vs. Texas A&M, 2018)

GLEN LOGAN'S CAREER STATISTICS

YEAR	G-GS	UT	AT	TT	TFL	SACKS	PD	QBH	INT	FF	FR
2017	12-2	0	17	17	1.0-2	0.5-2	0	1	0	0	0-0
2018	13-10	10	36	46	4.5-30	4.0-29	1	5	0	0	0-0
2019	11-10	5	13	18	1.5-2	1-1	2	2	0	0	0-0
Total	**36-22**	**15**	**66**	**81**	**7.0-34**	**5.5-32**	**3**	**7**	**0**	**0**	**0-0**



73 ADRIAN MAGEE

Offensive Line
6-4 • 335 • Sr. • 3L
Franklinton, La.
Franklinton High School

- **2019 Joe Moore Award Winner**
- **2019 LSU Graduate (B.A. Interdisciplinary Studies**
- **2019 Second Team All-SEC (Coaches)**

SENIOR SEASON (2019)

LSU's most versatile offensive lineman with starts coming at left guard (14), left tackle (2), and right tackle (2) during his career ... Started all 14 games in 2019, 12 at left guard and two at left tackle ... Only player on offensive line with starts at three different positions during his career ... Second team All-SEC in 2019 ... Played 755 snaps and second team with 26 finish blocks ... Played 74 snaps with a team-best five "finishes" in win over Oklahoma as the Tigers racked up 692 total yards and 63 points ... Started at left guard against OU, but then shifted to right guard after the second offensive series when starter Damien Lewis went down with a game-ending injury ... Member of the LSU line that was named the Joe Moore Award winner as the top unit in the nation ... Helped pave the way for 1,000-yard rusher Clyde Edwards-Helaire and Heisman Trophy Award winner Joe Burrow... Started at left tackle at Ole Miss and totaled five finishes ... Also started at left tackle against Arkansas ... Led the LSU offense to the most yards in an SEC game and second most in any contest in school history ... Played 56 snaps against No. 2 Alabama and graded out at 90 percent with a finish ... Against No. 9 Auburn, played 66 snaps and earned a pair of finishes ... Totaled 40 snaps and finished with a pair of finishes at Mississippi State ... Played 35 snaps against No. 7 Florida and did not allow a sack and finished with 500-plus yards on offense ... Totaled 52 snaps against Utah State and graded out at 84 percent overall and did not allow a sack ... Played 43 snaps at Northwestern State and led the team in knockdowns with seven ... The Tigers' left guard for all 71 snaps at Texas and earned a finish ... Played 51 total snaps and earn the third-highest grade, highlighted by a pair of finishes.



6 TERRACE MARSHALL JR.

Wide Receiver
6-4 • 209 • So. • 1L
Bossier City, La.
Parkway High School

SOPHOMORE SEASON (2019)

Third member of LSU's record-setting receiving group ... Started all 11 games in which he's been available ... Missed games against Utah State, Florida and Mississippi State with a foot injury ... Led the nation in TD receptions with six at the time of his injury ... Has 43 receptions for 625 yards and 12 TDs ... Part of a receiving trio all with at least 10 TDs, a first in LSU history ... Tied a career-high with six receptions for 80 yards and two TDs in win over Oklahoma in CFP National Semifinal ... Has caught four TD passes in LSU's last two games ... Caught pair of TD passes (7, 41 yards) in SEC title game ... Scored at least one TD in seven of his 11 appearances ... Tied career-best with six receptions for career-best 123 yards in win over Texas ... Scored three TDs in season-opener against Georgia Southern ... Has at least one catch in all 11 games that he's appeared in this year ... Against Texas was part of receiving trio, along with Justin Jefferson and Ja'Marr Chase, to finish with 100 or more receiving yards in a game ... In season-opener became first LSU receiver since Travin Dural against Sam Houston State in 2014 to have three touchdowns in a game.

TERRACE MARSHALL'S CAREER HIGHS

Receptions: 6, 3x (Last: vs. Oklahoma, 2019 Peach Bowl)
Receiving Yards: 123 at Texas, 2019
Receiving TDs: 3 vs. Georgia Southern, 2019
Longest Reception: 52 vs. Ole Miss, 2018

TERRACE MARSHALL'S CAREER RECEIVING STATISTICS

YEAR	G-GS	REC.	YDS.	TD	LONG
2018	13-1	12	192	0	52
2019	11-11	43	625	12	41
TOTAL	**24-12**	**55**	**817**	**12**	**52**



17 RACEY MCMATH

Wide Receiver
6-3 • 221 • Jr. • 1L
New Orleans, La.
Edna Karr High School

JUNIOR SEASON (2019)

Developed into a key contributor among LSU's fleet of wide receivers ... Has played in 13 games with no starts ... Hauled in 17 passes for 285 yard and three touchdowns ... Goes into Clemson game with a reception in five straight games ... Caught 17-yard pass against Oklahoma ... Caught two passes for 67 yards, including a 58-yard TD reception from Myles Brennan against Texas ... Outran defenders on a 60-yard TD reception from Joe Burrow against Mississippi State ... Finished with three receptions for 78 yards against Mississippi State ... Caught career-high five passes for 48 yards, including a 6-yard TD reception from Burrow against Vanderbilt ... Averaging nearly 17 yards a catch.

RACEY MCMATH CAREER HIGHS

Receptions: 5 at Vanderbilt, 2019
Receiving Yards: 76 at Mississippi State, 2019
Receiving TDs: 1, 3x (Last: vs. Texas A&M, 2019)
Longest Reception: 60 at Mississippi State, 2019

RACEY MCMATH'S CAREER RECEIVING STATISTICS

YEAR	G-GS	Rec.	Yards	TD	Long
2017	2-0	0	0	0	0
2018	12-0	2	42	0	23
2019	13-0	17	285	3	60 (TD)
TOTAL	**27-0**	**19**	**327**	**3**	**60 (TD)**



81 THADDEUS MOSS

Tight End
6-3 • 225 • Jr. • RS
Charlotte, N.C.
Mallard Creek High School/North Carolina State

JUNIOR SEASON (2019)

Had the most productive season for a tight end in school history ... Key part of LSU's record-setting offense .. A pass-catching threat on every play for the Tigers ... Also very effective as a blocker in running situations ... Holds LSU single-season mark for receptions (42) and receiving yards (534) by a tight end ... Broke tight end reception mark previously held by Mitch Andrews (34 in 1985) and Malcom Scott (34 in 1981) and broke the yardage mark held by David LaFleur (439) ... Started all 13 games in which he appeared ... Fifth on team in receptions (42) and fourth in yards (534) ... Averaging 12.7 yards a catch ... Caught four passes, including a 62-yard touchdown, in win over Oklahoma ... Had career-best 99 yards receiving in win over the Sooners ... Caught at least one pass in 11 of his 13 games ... Career-best seven catches for 45 yards vs. Auburn ... Had six catches for 46 yards in win over Alabama ... Had a then career-best 68 yards on four receptions vs. Arkansas ... Caught 22 passes over a four-game span vs. Auburn, Alabama, Ole Miss and Arkansas ... Two of his three receptions vs. Florida went for first downs ... Against Alabama, had a highlight reel catch along the sidelines that made ESPN's Top 10 Play of the Day list ... That catch, which was reviewed and upheld, led to a rushing TD by Clyde Edwards-Helaire ... Scored only TD of season against Utah State ... Transfer from North Carolina State that missed all of 2018 with various foot injuries ... Son of Pro Football Hall of Famer and arguably the greatest receiver in NFL history Randy Moss.

THADDEUS MOSS' CAREER HIGHS

Receptions: 7 vs. Auburn, 2019
Receiving Yards: 99 vs. Oklahoma, 2019 Peach Bowl
Receiving TDs: 1, 2x (Last: vs. Oklahoma, 2019 Peach Bowl)
Longest Reception: 62 vs. Oklahoma, 2019 Peach Bowl

THADDEUS MOSS' CAREER RECEIVING STATISTICS

YEAR	G-GS	REC.	YDS.	TD	LONG
2019	13-13	42	534	2	62 (TD)



6 JACOB PHILLIPS

Linebacker
6-4 • 229 • Jr. • 2L
Nashville, Tenn.
East Nashville High School

• 2018 SEC Defensive Player of the Week (vs. Miami)

JUNIOR SEASON (2019)

Second-year starter at linebacker and leading tackler for the Tigers in 2019 with 105 ... Leading active tackler on team as well with 210 career stops ... Starting middle linebacker in all 14 games ... In addition to his 105 tackles, has 7.0 tackles for loss, one sack and three quarterback hurries ... Led LSU with 8 tackles win over Oklahoma ... Double-figure tackles against Arkansas (12), Ole Miss (11), Vanderbilt (10), and Georgia Southern (10) ... Had 9 tackles vs. Florida, 8 vs. Mississippi State and 7 against both Alabama and Auburn ... Had 3.0 tackles for loss against Vanderbilt and 2.5 vs. Arkansas ... Sack came against Auburn.

JACOB PHILLIPS' CAREER HIGHS

Tackles: 13 vs. Louisiana Tech, 2018
Tackles for Loss: 3.0 at Vanderbilt, 2019
Sacks: 1., 2x (Last: vs. Auburn, 2019)
Interceptions: 1 vs. Miami, 2018

JACOB PHILLIPS' CAREER STATISTICS

YEAR	G-GS	UT	AT	TT	TFL	SACKS	PD	QBH	INT	FF	FR
2017	12-0	8	10	18	0.5-1	0.0-0	1	1	0	0	0-0
2018	12-11	32	55	87	5.5-13	1.0-6	4	5	1-45	0	0-0
2019	14-14	51	54	105	7.0-21	1.0-11	1	3	0-0	1	0-0
Total	**38-25**	**91**	**119**	**210**	**13.0-35**	**2.0-17**	**6**	**9**	**1-45**	**1**	**0-0**



8 PATRICK QUEEN

Linebacker
6-2 • 232 • Jr. • 2L
Ventress, La.
Livonia High School

JUNIOR SEASON (2019)

Stepped into a starting role after emerging as a defensive play maker in 2018 ... Got first career start a year ago, starting in place of a suspended Devin White (targeting) against Alabama ... That game served as a confidence springboard for him that led to his most productive season yet ... Played in 14 games with 11 starts in 2019 ... Third on team with 77 tackles to go with 9.5 tackles for loss and 2.5 sacks ... Intercepted a pass and returned it 16 yards late in second quarter against Alabama ... That interception setup an LSU touchdown that gave the Tigers a 33-13 lead at halftime against Crimson Tide ... Had eight tackles, including 1.5 tackles for loss, in win over Oklahoma ... Had six tackles, including a sack for a 5-yard loss, in SEC title game vs. Georgia ... Had four tackles, including a sack for a 16-yard loss in win over Texas A&M ... Registered nine tackles vs. Ole Miss and seven against both Auburn and Alabama ... Had pair of tackles and returned a fumble 10 yards in season-opener against Georgia Southern.

PATRICK QUEEN'S CAREER HIGHS

Tackles: 9, 3x (Last: at Ole Miss, 2019)
Tackles for Loss: 3.0 vs. Utah State, 2019
Sacks: 1.0, 3x (Last: vs. Georgia, 2019 SEC Championship Game)
Fumble Recoveries: 1 vs. Georgia Southern, 2019

PATRICK QUEEN'S CAREER STATISTICS

YEAR	G-GS	UT	AT	TT	TFL	SACKS	PD	QBH	INT	FF	FR
2017	13-0	2	4	6	0.5 -1	0.0-0	0	0	0	0	0-0
2018	13-4	20	20	40	5.0-37	1.0-22	0	1	0	0	0-0
2019	14-11	31	46	77	9.5-45	2-5-25	3	1	1-16	0	1-10
Total	**40-15**	**53**	**70**	**123**	**15.5-83**	**3.5-47**	**3**	**2**	**1-16**	**0**	**1-10**



51 DARE ROSENTHAL

Offensive Tackle
6-8 • 333 • Fr. • RS
Ferriday, La.
Ferriday High School

REDSHIRT FRESHMAN SEASON (2019)

Backup to Saahdiq Charles at left tackle … Played in five games with three starts at left tackle … Starts came against Northwestern State, Utah State and Mississippi State … Played a total of 229 snaps, including a career-high 92 against Utah State … Played 57 snaps vs. Mississippi State and 38 vs. Northwestern State … Other action came vs. Georgia Southern (30 snaps) and Vanderbilt (12 snaps).



72 TYLER SHELVIN

Nose Tackle
6-3 • 362 • So. • 1L
Lafayette, La.
Notre Dame High School

SOPHOMORE SEASON (2019)

Perhaps the best performer of all LSU defensive linemen in 2019 … Went from little playing time in 2018 to becoming the Tigers' most productive defensive lineman this year … Routinely draws attention from two offensive linemen, allowing linebackers to make plays … Played in 14 games with 13 starts at nose tackle … Posted 39 tackles and 3.0 tackles for loss … Didn't have a tackle against Oklahoma but impacted the game by getting the attention of two blockers on nearly every play … Helped limit OU to a season-low 97 rushing yards, its lowest total since 2016 season-opener (70 vs. Houston) … Helped LSU limit Georgia's rushing attack to 61 yards in SEC title game … Had three tackles vs. Georgia … Set career-high with six tackles against Georgia Southern in season-opener … Had five tackles in win over Auburn … Credited with four tackles to go with two pass breakups against Vanderbilt.

TYLER SHELVIN'S CAREER HIGHS

Tackles: 6 vs. Georgia Southern, 2019
Tackles for loss: 1.0, 3x (Last: vs. Florida, 2019)
Sacks: 1.0 vs. Rice, 2018

TYLER SHELVIN'S CAREER STATISTICS

YEAR	G-GS	UT	AT	TT	TFL	Sacks	PD	QBH	INT	FF	FR
2018	6-0	2	7	9	1.5-7	1.5-7	0	0	0	0	0
2019	14-13	13	26	39	3.0-5	0.0-0	2	1	0	0	0
Total	**20-13**	**15**	**33**	**48**	**4.5-12**	**1.5-7**	**2**	**1**	**0**	**0**	**0**



3 JACOBY STEVENS

Safety
6-2 • 225 • Jr. • 2L
Murfreesboro, Tenn.
Oakland High School

• 2019 Second Team All-SEC (Coaches)
• 2019 SEC Defensive Player of the Week (at Mississippi State, vs. Auburn, vs. Arkansas)

JUNIOR SEASON (2019)

Versatile defensive back that can play either in the post or near the line of scrimmage … LSU's "quarterback" on the defensive side of the ball … Makes plays all over the field as a roaming safety … LSU's most productive defender in 2019 with 85 tackles, 8.5 tackles for loss, 5.0 sacks and three interceptions … Second team All-SEC selection from the SEC Coaches as a junior in 2019 … Three-time SEC Defensive Player of the Week this year against Mississippi State, Auburn and Arkansas … Set career-best with 4.0 tackles for loss, three of which were sacks, against Arkansas … Started all 14 games …Second on team in sacks and third in tackles for loss … Has knack for coming up with a big play … Also a vocal leader on the field and on the sidelines … Had three tackles and broke up a pass in win over Oklahoma … Led Tigers with seven tackles in SEC Championship Game vs. Georgia … Had season-high 10 tackles vs. Auburn and followed that with nine stops against Ole Miss … Interceptions came against Mississippi State (leaping, one-handed grab that made SportsCenter Top 10 list), Vanderbilt and Texas A&M … Had seven tackles and a pass breakup against Florida … Had sack and eight tackles in road win over Texas … Opened year with seven tackles against Georgia Southern … Has starts on both sides of the ball during his career … Began his career on offense as a wide receiver before finding a home on defense, where he has thrived for the past two years.

JACOBY STEVENS' CAREER HIGHS

Tackles: 14 vs. Texas A&M, 2018
Tackles for Loss: 4.0 vs. Arkansas, 2019
Sacks: 3.0 vs. Arkansas, 2019
Interceptions: 1, 4x (Last: vs. Texas A&M, 2019)
Pass Breakups: 2, 2x (Last: vs. Florida, 2019)
Fumble Returns: 64 vs. Southeastern Louisiana, 2018

JACOBY STEVENS' CAREER STATISTICS

YEAR	G-GS	UT	AT	TT	TFL	SACKS	PD	QBH	INT	FF	FR
2017	6-1	0	0	0	0-0	0-0	0	0	0-0	0	0-0
2018	11-4	19	16	35	6.5-28	1.5-12	6	4	1-1	0	1-64
2019	14-14	48	37	85	8.5-42	5.0-28	9	2	3-9	0	0-0
Total	**31-19**	**67**	**53**	**120**	**15.0-70**	**6.5-40**	**15**	**6**	**4-10**	**0**	**1-64**



24 DEREK STINGLEY JR.

Cornerback
6-1 • 195 • Fr. • HS
Baton Rouge, La.
The Dunham School

• 2019 Consensus All-American
• 2019 First-Team All-American (AFCA, AP, Athletic, CBS, ESPN, SI Sporting News, USA Today)
• 2019 Second Team All-American (Walter Camp, FWAA
• 2019 SEC Newcomer of the Year (AP, unanimous)
• 2019 First Team All-SEC (AP)
• 2019 Second Team All-SEC (Coaches)
• 2019 SEC All-Freshman Team
• 2019 SEC Freshman of the Week (vs. Florida)

FRESHMAN SEASON (2019)

Arguably the most impactful true freshmen in LSU history and the most decorated rookie in the history of the program … Started all 14 games at cornerback, earning consensus All-America honors in 2019 … Led the SEC and ranks No. 5 nationally in interceptions with six … Led the league and ranks No. 2 in the nation in passes defended with 21 … Registered 34 tackles and a tackle for loss in 13 games … Unanimous SEC Newcomer of the Year by AP … First team All-SEC from the AP … Also serves as LSU's punt returner … A shutdown corner that thrives in man-to-man coverage … Had a pair of tackles in win over Oklahoma … Tied SEC Championship Game record with two interceptions in win over Georgia … Added five tackles and a pass breakup against Georgia … Targeted five times against Texas A&M and allowed two receptions for three yards … Targeted eight times against Arkansas and allowed just two receptions and credited with three pass breakups … Did not allow a reception on two targets at Ole Miss … Gave up just two receptions on 10 targets against No. 9 Auburn … Was not targeted one time at Mississippi State … Against No. 7 Florida, finished with six tackles and intercepted Florida quarterback Kyle Trask in the fourth quarter in the end zone to halt a Gators drive … Named the SEC Freshman of the Week after his performance against the Gators … Intercepted his second pass against Utah State and totaled two tackles and a PBU against Utah State … Had his first career interception and finished with a career high three PBUs at Vanderbilt … Totaled a pair of PBUs against Northwestern State and returned three punts for 54 yards, including a long of 26 … Locked down his side of the field against Texas with a pair of pass breakups … Became the first true freshman in the last 34 seasons to start on the LSU defense … Returned four punts for 52 yards, including a long of 32 on his first return in the season opener against Georgia Southern … Grandson of the late Darryl Stingley, who's NFL career was cut short after suffering a tragic injury during the preseason in 1978.

DEREK STINGLEY JR.'S CAREER HIGHS

Tackles: 6 vs. Florida, 2019
Tackles for Loss: 0
Sacks: 0
Interceptions: 1, 3x (Last: vs. Auburn, 2019)
Pass Breakups: 3, 2x (Last: vs. Arkansas, 2019)
Punt Returns: 4 vs. Georgia Southern, 2019
Punt Return Yards: 54 vs. Northwestern State, 2019
Long Punt Return: 32 vs. Georgia Southern, 2019

DEREK STINGLEY JR.'S CAREER DEFENSIVE STATISTICS

YEAR	G-GS	UT	AT	TT	TFL	SACKS	PD	QBH	INT	FF	FR
2019	14-14	30	6	36	0-0	0-0	21	0	4-0	0	0

DEREK STINGLEY JR.'S CAREER PUNT RETURN STATISTICS

YEAR	No.	Yards	TD	Long
2019	15	146	0	32



10 STEPHEN SULLIVAN

Wide Receiver/Tight End
6-7 • 232 • Sr. • 3L
Donaldsonville, La.
Donaldsonville High School

• 2019 LSU Graduate (B.A. interdisciplinary Studies)

SENIOR SEASON (2019)

Has seen action at both tight end and wide receiver for the Tigers … Played in 14 games, starting twice (Northwestern State, Mississippi State) … Had 12 receptions for 130 yards … Caught one pass for nine yards vs. Oklahoma … Caught four passes for 51 yards vs. Northwestern State and followed that with three receptions for 48 yards vs. Vanderbilt … Had two catches for nine yards vs. Mississippi State … Graduated from LSU in August of 2019.

STEPHEN SULLIVAN'S CAREER RECEIVING HIGHS

Receptions: 5 vs. Ole Miss, 2018
Receiving yards: 94 vs. Rice, 2018
Receiving TDs: 1, 3x (Last: vs. Rice, 2018)
Long reception: 46 vs. Chattanooga, 2017

STEPHEN SULLIVAN'S CAREER RECEIVING STATISTICS

YEAR	G-GS	REC.	YDS.	TD	LONG
2016	8-0	0	0	0	0
2017	13-8	11	219	1	46
2018	13-1	23	363	2	42
2019	14-2	12	130	0	30
TOTAL	**48-11**	**46**	**712**	**3**	**46**



74 BADARA TRAORE

Offensive Tackle
6-7 • 323 • Sr. • 1L
Boston, Mass.
Matignon High School/ASA College

• 2019 LSU Graduate (B.A. interdisciplinary Studies)
• 2019 Joe Moore Award Winner

SENIOR SEASON (2019)

Backup right tackle for the Tigers … Also sees action on special teams … Played in 12 games with three starts … Started at left tackle in the season-opener against Georgia Southern … Started at right tackle in place of an injured Austin Deculus against Ole Miss and Arkansas … Played a total of 241 snaps with a season-high 81 coming against Ole Miss … Played 49 snaps vs. Arkansas and 21 vs. Texas A&M … Graduated from LSU in December of 2019 with a degree interdisciplinary studies.



5 KARY VINCENT JR.

Cornerback
5-10 • 181 • Jr. • 2L
Houston, Texas
Port Arthur Memorial High School

JUNIOR SEASON (2019)

LSU's starting nickel back … Played in 14 games with eight starts … Playing best football of career over last part of season … Second on team in interceptions with four, including one against Oklahoma where he used his track speed to make a spectacular grab along the sidelines … Has 44 tackles, 2.0 tackles for loss, and 13 passes defended to his credit … Other interceptions came against Utah State, Ole Miss and Texas A&M … In addition to the interception, had four tackles and a pass breakup in win over Oklahoma … Had a pair of tackles and a PBU against Georgia in the SEC Championship Game … Recorded eight tackles against Mississippi State … Fastest player on team … Doubles as a sprinter on LSU's track and field team.

KARY VINCENT'S CAREER HIGHS

Tackles: 8 vs. Mississippi State, 2019
Tackles for Loss: 1.0, 3x (Last vs. Arkansas, 2019
Sacks: 1.0 vs. Arkansas, 2018
Interceptions: 1, 5x (Last: vs. Texas A&M, 2019)
Pass Breakups: 2, 2x (Last: vs. Texas A&M, 2019)

KARY VINCENT'S CAREER STATS

YEAR	G-GS	UT	AT	TT	TFL	Sacks	PBU	QBH	INT	FF	FR
2017	11-3	4	5	9	0-0	0-0	3	0	1-0	0	0
2018	13-7	20	11	31	1.5-9	1.0-8	6	0	1-0	0	0
2019	14-8	33	11	44	2.0-4	0-0	11	0	4-45	0	0
Totals	**38-18**	**57**	**27**	**84**	**3.5-13**	**1.0-8**	**22**	**0**	**6-45**	**0**	**0**



38 ZACH VON ROSENBERG

Punter
6-5 • 245 • Jr. • 2L
Zachary, La.
Zachary High School

• 2019 LSU Graduate (B.A. interdisciplinary Studies)
• 2018 Second Team All-SEC (AP)
• 2018 SEC Academic Honor Roll
• 2018 Ray Guy Award Ray's 8 (vs. Mississippi State)
• 2017 SEC Academic Honor Roll
• 2017 Freshman All-SEC
• 2017 SEC Special Teams Player of the Week (vs. Tennessee)

JUNIOR SEASON (2019)

Booming left-footed punter … Former sixth round draft pick of the Pittsburgh Pirates in the 2009 MLB Draft … One of the oldest players in college football at 29 years of age … Walked on to the LSU team in 2016 as a tight end before moving to punter … In third season as LSU's primary punter … Also serves as LSU's holder on placekicks … Punted only 40 times in 2019 … Averaging 42.5 yards on 40 punts … Eighteen of his 40 punts have been placed inside the 20 with just three touch backs … Punted only once for 34 yards in win over Oklahoma … Averaged 45.0 yards on two punts in SEC Championship Game … Has 11 punts over 50 yards or better … Punted three times against Arkansas, pinning the Hogs inside the 10-yard line one time … Did not punt against Ole Miss … Pinned Alabama inside its 10 twice … Had season-long 57-yard punt against Mississippi State … Opened season with 51.7 average on three punts against Georgia Southern … Graduated from LSU in December with a degree in interdisciplinary studies … Two-time member of the SEC Academic Honor Roll.

ZACH VON ROSENBERG'S CAREER HIGHS

Punts: 7, 2x (Last: vs. Mississippi State, 2018)
Punting yards: 306 vs. Mississippi State, 2018
Punting Average: 52.8 vs. Auburn, 2018 (4 punts)
Longest punt: 65 vs. Louisiana Tech, 2018
Punts Downed Inside 20: 4 vs. Southeastern Louisiana, 2018
Punts of 50+ Yards: 3 vs. Georgia Southern, 2019

ZACH VON ROSENBERG'S CAREER PUNTING STATISTICS

YEAR	G	NO.	YARDS	AVG	LONG	TB	FC	I20	50+
2017	11	36	1548	43.0	60	1	16	11	4
2018	13	51	2330	45.7	65	1	24	18	12
2019	13	40	1701	42.5	57	3	17	18	11
Total	**37**	**127**	**5,579**	**43.0**	**65**	**5**	**57**	**47**	**27**



36 CADE YORK

Kicker
6-2 • 189 • Fr. • HS
McKinney, Texas
Prosper High School

- **2019 SEC All-Freshman Team**
- **2019 Second Team All-SEC (AP)**
- **2019 SEC Special Teams Player of the Week (at Texas)**

FRESHMAN SEASON (2019)

The most productive freshman kicker in LSU history with 21 field goals and an SEC single-season record for points by kicking with 146 … Ranked No. 3 in the nation in points scored … His 146 points is the most by a kicker in college football this year and trails only Jonathan Taylor (Wisconsin) and Xavier Jones (SMU) … One point shy of tying the LSU record for total points in a season – currently held by Colt David (147 in 2007) … Has connected on 21-of-26 field goals and 83-of-87 PATs … The 83 PATs is an SEC single-season record and is No. 2 nationally in 2019 … Second team All-SEC from the AP and a member of the Freshman All-SEC team … Has kicked at least one field goal in 10 of LSU's 14 games … Kicked four field goals of 50 yards more with a career-long of 52 at Ole Miss … Kicked three field goals (41, 28, 50 yards) in SEC Championship Game … First player in LSU history with two 50-yard field goals in the same game with kicks of 51 and 50 yards against Texas A&M … Just the second kicker in LSU history with four 50-yard field goals in a season … His 52-yard field goal against Ole Miss was the longest by a freshmen kicker in school history and the fourth-longest by a LSU kicker away from Tiger Stadium … Connected on two crucial field goals in the first half against No. 2 Alabama from 40 and 45 yards out … Made a 20-yard field goal to tie No. 9 Auburn going into the half … Made his LSU debut against Georgia Southern and connected on both field goals from 39 and 48 yards … Became the first LSU true freshman in the modern era to make a field goal in a season opener … Opened season by connecting on seven straight field goals … Missed consecutive field goals just one time … Has made four straight attempts from 50-yards out.

CADE YORK'S CAREER HIGHS

Points scored: 16 at Ole Miss, 2019
Kick PATs: 9, 2x (Last: vs. Oklahoma, 2019 Peach Bowl)
Field goals made: 3, 3x (Last: vs. Georgia, 2019 SEC Championship Game)
Field goal attempts: 4, 2x (Last: vs. Georgia, 2019 SEC Championship Game)
Longest field goal: 52 at Ole Miss, 2019

CADE YORK'S CAREER STATISTICS

FIELD GOALS

YEAR	G	FGM-FGA	<20	20-29	30-39	40-49	50+	LONG	PAT	POINTS
2019	14	21-26	0-0	8-8	4-4	5-9	4-5	52	83-87	146
Totals	**14**	**21-26**	**0-0**	**8-8**	**4-4**	**5-9**	**4-5**	**52**	**83-87**	**146**

Game 1

Georgia Southern	**3**	**August 31, 2019**
#6 LSU	**55**	**Tiger Stadium**
		Baton Rouge, La.
		97,420

LSU

RUSHING	Att.	Gain	Lost	Net	TD	Long
Clyde Edwards-Helaire	9	45	0	45	1	13
Chris Curry	2	23	0	23	0	20
John Emery Jr.	6	20	0	20	0	7
Lanard Fournette	6	20	1	19	1	10
Tyrion Davis-Price	5	13	2	11	0	8
Myles Brennan	3	5	2	3	0	4
Joe Burrow	1	2	0	2	0	2
Team	1	0	1	-1	0	0

PASSING	Att.	Comp	Int	Yds	TD	Long	Sacks
Joe Burrow	23	27	0	278	5	44	0
Myles Brennan	7	12	0	72	0	32	0

RECEIVING	No.	Yds.	TD	Long
Justin Jefferson	5	87	1	44
Terrace Marshall Jr.	4	31	3	11
Clyde Edwards-Helaire	4	31	0	15
Lanard Fournette	3	16	0	10
Thaddeus Moss	2	61	0	44
Tyrion Davis-Price	2	24	0	15
Ja'Marr Chase	2	21	1	13
Chris Curry	2	14	0	9
Derrick Dillon	1	32	0	32
John Emery Jr.	1	17	0	17
TK McLendon	1	12	0	12
Trey Palmer	1	6	0	6
Devonta Lee	1	-1	0	0
Jamal Pettigrew	1	-1	0	0

PUNTING	No.	Yds.	Avg.	Long	I20	TB
Zach Von Rosenberg	3	155	51.7	53	3	0

FIELD GOALS	Att.	Made	Long	KICKS
Cade York	2	2	48	Made: 39, 48

	Punts			Kickoffs			Interceptions		
ALL RETURNS	No.	Yds.	Lg.	No.	Yds.	Lg.	No.	Yds.	Lg.
Derek Stingley Jr.	4	52	32	0	0	0	0	0	0

Georgia Southern

RUSHING	Att.	Gain	Lost	Net	TD	Long
Logan Wright	13	37	0	37	0	11
JD King	11	23	0	23	0	5
Matt LaRoche	5	17	0	17	0	7
Justin Tomlin	4	8	4	4	0	5
Shai Werts	6	10	17	-7	0	10

PASSING	Att.	Comp	Int.	Yds.	TD	Long	Sacks
Justin Tomlin	3	8	0	24	0	12	1
Shai Werts	1	3	0	0	0	0	1

RECEIVING	No.	Yds.	TD	Long
Khaleb Hood	1	12	0	12
Cam Brown	1	10	0	10
Malik Murray	1	2	0	2
Matt LaRoche	1	0	0	0

PUNTING	No.	Yds.	Avg.	Long	I20	TB
Anthony Beck II	9	396	44.0	74	2	0

FIELD GOALS	Att.	Made	Long	KICKS
Tyler Bass	1	1	47	Made: 47

	Punts			Kickoffs			Interceptions		
ALL RETURNS	No.	Yds.	Lg.	No.	Yds.	Lg.	No.	Yds.	Lg.
Monquavion Brinson	0	0	0	1	13	13	0	0	0

No. 6 LSU Dominates Season Opener, 55-3

Joe Burrow tied a school record with five touchdown passes, as the sixth-ranked LSU football team scored on its first five possessions to batter Georgia Southern, 55-3, on Saturday night in Tiger Stadium. LSU (1-0) tied its second-most points in a season opener in the SEC era (since 1933), amassing 473 yards of total offense while holding the Georgia Southern (0-1) to only 98 in its first trip to Baton Rouge. Burrow, LSU's senior quarterback, was 23-of-27 for 278 yards and five touchdowns, tying Zach Mettenberger's school record set in 2013. All five of Burrow's scoring passes came in the first half. **Myles Brennan** entered in the third quarter and finished 7-of-12 passing for 72 yards. Fourteen different Tigers caught passes in the contest, as **Justin Jefferson** led the way with 78 yards on five catches including LSU's first touchdown of the night. Sophomore **Terrace Marshall Jr.** scored on three of his four receptions, TD's of 8, 3 and 11 yards. LSU was balanced offensively, rushing 33 times for 122 net yards. **Clyde Edwards-Helaire** had team highs of 45 yards on nine carries including a 1-yard touchdown on the Tigers' second drive. Georgia Southern managed only eight first downs and was 1-of-12 on third down against a fast and furious LSU defense coach Ed Orgeron challenged prior to the season to dominate opponents. **Rashard Lawrence** and **K'Lavon Chaisson** both forced fumbles recovered by **Patrick Queen** and **Grant Delpit**, respectively.

Scoring	1	2	3	4	F
GS	0	3	0	0	**3**
LSU	21	21	10	3	**55**

LSU	1Q	12:36	Chase 13 yd pass from Burrow (York kick)
LSU	1Q	8:10	Edwards-Helaire 1 yd run (York kick)
LSU	1Q	3:09	Jefferson 9 yd pass from Burrow (York kick)
LSU	2Q	13:10	Marshall 8 yd pass from Burrow (York kick)
LSU	2Q	9:58	Marshall 3 yd pass from Burrow (York kick)
GS	2Q	5:13	Bass 47 yd field goal
LSU	2Q	0:58	Marshall 11 yd pass from Burrow (York kick)
LSU	3Q	10:48	York 39 yd field goal
LSU	3Q	5:47	Fournette 3 yd run (York kick)
LSU	4Q	10:58	York 48 yd field goal

Team Stats	GS	LSU
FIRST DOWNS	8	22
FIRST DOWNS	8	22
Rushing	3	8
Passing	2	13
Penalty	3	1
NET YARDS RUSHING	74	122
Rushing Attempts	39	33
Average Per Rush	1.9	3.7
Rushing Touchdowns	0	2
Yards Gained Rushing	95	128
Yards Lost Rushing	21	6
NET YARDS PASSING	24	350
Completions-Attempts-Int	4-11-0	30-39-0
Average Per Attempt	2.2	9.0
Average Per Completion	6.0	11.7
Passing Touchdowns	0	5
TOTAL OFFENSE YARDS	98	472
Total offense plays	50	72
Average Gain Per Play	2.0	6.6
Fumbles: Number-Lost	2-2	0-0
Penalties: Number-Yards	5-20	7-70
PUNTS-YARDS	9-396	3-155
Average Yards Per Punt	44.0	51.7
Net Yards Per Punt	38.2	51.7
Inside 20	2	3
50+ Yards	2	3
Touchbacks	0	0
Fair catch	3	1
KICKOFFS-YARDS	2-105	10-650
Average Yards Per Kickoff	52.5	65.0
Net Yards Per Kickoff	40.0	41.2
Touchbacks	1	9
Fair Catch Yards	24	0
Punt returns: Number-Yards-TD	0-0-0	4-52-0
Average Per Return	0.0	13.0
Kickoff returns: Number-Yds-TD	1-13-0	0-0-0
Average Per Return	13.0	0.0
Interceptions: Number-Yds-TD	0-0-0	0-0-0
Fumble Returns: Number-Yds-TD	0-0-0	1-10-0
Miscellaneous Yards	0	0
Possession Time	28:32	31:28
1st Quarter	6:23	8:37
2nd Quarter	9:27	5:33
3rd Quarter	6:12	8:48
4th Quarter	6:30	8:30
Third-Down Conversions	1 of 12	8 of 14
Fourth-Down Conversions	0 of 0	1 of 1
Red-Zone Scores-Chances	0-0	7-7
Touchdowns	0-0	7-7
Field goals	0-0	0-7
Sacks By: Number-Yards	0-0	2-14
PAT Kicks	0-0	7-7
Field Goals	1-1	2-2
Points off turnovers	0	14

Game 2

#6 LSU	**45**	**September 7, 2019**
#9 Texas	**38**	**DKR Texas Memorial**
		Austin, Texas
		98,763

LSU

RUSHING	Att.	Gain	Lost	Net	TD	Long
Clyde Edwards-Helaire	15	91	4	87	1	24
Lanard Fournette	3	12	3	9	0	9
Joe Burrow	9	33	25	8	0	16
Tyrion Davis-Price	1	0	0	0	0	0
Team	1	0	2	-2	0	0

PASSING	Att.	Comp	Int	Yds	TD	Long	Sacks
Joe Burrow	31	39	1	471	4	61*	4

RECEIVING	No.	Yds.	TD	Long
Justin Jefferson	9	163	3	61*
Ja'Marr Chase	8	147	0	41
Terrace Marshall Jr.	6	123	0	38
Clyde Edwards-Helaire	4	15	0	6
Lanard Fournette	2	3	0	2
Thaddeus Moss	1	15	0	15
Racey McMath	1	5	0	5

PUNTING	No.	Yds.	Avg.	Long	I20	TB
Zach Von Rosenberg	2	96	48.0	52	1	0

FIELD GOALS	Att.	Made	Long	KICKS
Cade York	3	3	40	Made: 26, 33, 40

	Punts			Kickoffs			Interceptions		
ALL RETURNS	No.	Yds.	Lg.	No.	Yds.	Lg.	No.	Yds.	Lg.
Derek Stingley Jr.	1	11	11	0	0	0	0	0	0

Texas

RUSHING	Att.	Gain	Lost	Net	TD	Long
Sam Elinger	19	90	30	60	1	17
Roschon Johnson	7	32	0	32	0	7
Keaontay Ingram	10	29	0	29	0	7
Devin Duvernay	1	0	0	0	0	0

PASSING	Att.	Comp	Int.	Yds.	TD	Long	Sacks
Sam Ehlinger	31	47	0	401	4	55*	5
Devin Duvernay	1	1	0	8	0	8	0

RECEIVING	No.	Yds.	TD	Long
Devin Duvernay	12	154	2	44
Brennan Eagles	5	116	1	55*
Keaontay Ingram	5	32	0	19
Collin Johnson	3	49	0	19
Roschon Johnson	3	17	0	7
Jake Smith	1	20	1	20*
Sam Ehlinger	1	8	0	8
Reese Leitao	1	7	0	7
Cade Brewer	1	6	0	6

PUNTING	No.	Yds.	Avg.	Long	I20	TB
Anthony Beck II	3	132	44.0	55	1	1

FIELD GOALS	Att.	Made	Long	KICKS
Tyler Bass	1	1	47	Made: 47

	Punts			Kickoffs			Interceptions		
ALL RETURNS	No.	Yds.	Lg.	No.	Yds.	Lg.	No.	Yds.	Lg.
Jake Smith	1	2	2	0	0	0	0	0	0
Joseph Ossai	0	0	0	0	0	0	1	8	8

Burrow, LSU Make History in Win Over Texas

Quarterback **Joe Burrow** passed for 471 yards, as No. 6 LSU earned its first non-conference road victory over a AP Top-10 team in program history, 45-38, over No. 9 Texas. Burrow finished 31-of-39 passing for 471 yards and four touchdowns. LSU had three receivers record more than 100 yards in a single game for the first time in program history: **Justin Jefferson** had nine catches for 163 yards with three touchdowns; **Ja'Marr Chase** added eight catches for 147 yards; **Terrace Marshall Jr.** had six catches for 123 yards with a touchdown. Burrow's 471 passing yards rank second-most in LSU history behind Rohan Davey's 528 at Alabama in 2001. Running back **Clyde Edwards-Helaire** led the Tigers with 87 yards on 15 carries with a touchdown in the fourth quarter. LSU recorded five sacks and had two goal-line stands in the first quarter in which the Tigers turned Texas over on downs twice inside the 2-yard line.

Scoring	1	2	3	4	F
LSU	3	17	3	22	45
UT	0	7	14	17	38

LSU	1Q	8:04	York 36 yd field goal
UT	2Q	10:29	Eagles 55 yd pass from Ehlinger (Dicker kick)
LSU	2Q	7:30	Jefferson 6 yd pass from Burrow (York kick)
LSU	2Q	1:41	Cade York 33 yd field goal, 10-65 2:54
LSU	2Q	0:47	Jefferson 21 yd pass from Burrow (York kick)
UT	3Q	6:51	Sam Ehlinger 2 yd run (Dicker kick)
LSU	3Q	5:10	Cade York 40 yd field goal
UT	3Q	2:36	Smith 20 yd pass from Ehlinger (Dicker kick)
LSU	4Q	14:52	Marshall Jr. 26 yd pass from Burrow (York kick)
UT	4Q	12:09	Duvernay 44 yd pass from Ehlinger (Dicker kick)
LSU	4Q	9:58	Edwards-Helaire 12 yd run (York kick)
UT	4Q	3:59	Cameron Dicker 47 yd field goal
LSU	4Q	2:27	Jefferson 61 yd pass from Burrow (Ja'Marr Chase pass from Joe Burrow)
UT	4Q	0:22	Duvernay 15 yd pass from Ehlinger (Dicker kick)

Team Stats	LSU	UT
FIRST DOWNS	28	30
Rushing	8	6
Passing	19	20
Penalty	1	4
NET YARDS RUSHING	102	121
Rushing Attempts	29	37
Average Per Rush	3.5	3.3
Rushing Touchdowns	1	1
Yards Gained Rushing	136	151
Yards Lost Rushing	34	30
NET YARDS PASSING	471	409
Completions-Attempts-Int	31-39-1	32-48-0
Average Per Attempt	12.1	8.5
Average Per Completion	15.2	12.8
Passing Touchdowns	4	4
TOTAL OFFENSE YARDS	573	530
Total offense plays	68	85
Average Gain Per Play	8.4	6.2
Fumbles: Number-Lost	0-0	1-0
Penalties: Number-Yards	6-65	6-50
PUNTS-YARDS	2-96	3-132
Average Yards Per Punt	48.0	44.0
Net Yards Per Punt	47.0	33.7
Inside 20	1	1
50+ Yards	1	1
Touchbacks	0	1
Fair catch	1	0
KICKOFFS-YARDS	9-585	7-359
Average Yards Per Kickoff	65.0	51.3
Net Yards Per Kickoff	40.0	37.0
Touchbacks	9	4
Fair Catch Yards	0	43
Punt returns: Number-Yards-TD	1-11-0	1-2-0
Average Per Return	11.0	2.0
Kickoff returns: Number-Yds-TD	0-0-0	0-0-0
Average Per Return	0.0	0.0
Interceptions: Number-Yds-TD	0-0-0	1-8-0
Fumble Returns: Number-Yds-TD	0-0-0	0-0-0
Miscellaneous Yards	0	0
Possession Time	26:07	33:53
1st Quarter	8:16	6:44
2nd Quarter	8:29	6:31
3rd Quarter	5:09	9:51
4th Quarter	4:13	10:47
Third-Down Conversions	6 of 12	8 of 15
Fourth-Down Conversions	0 of 0	1 of 3
Red-Zone Scores-Chances	5-5	3-5
Touchdowns	2-5	3-5
Field goals	3-5	0-5
Sacks By: Number-Yards	5-28	4-25
PAT Kicks	4-4	5-5
Field Goals	3-3	1-1
Points off turnovers	0	0

Game 3

Northwestern St.	**14**	**September 14, 2019**
#4 LSU	**65**	**Tiger Stadium**
		Baton Rouge, La.
		100,334

LSU

RUSHING	Att.	Gain	Lost	Net	TD	Long
Clyde Edwards-Helaire	13	51	1	50	1	13
Joe Burrow	7	35	5	30	1	9
Tyrion Davis-Price	7	29	0	29	2	10
Myles Brennan	1	9	0	9	0	9
Lanard Fournette	3	13	6	7	0	9
Team	1	0	1	-1	0	0
John Emery	3	4	6	-2	1	4

PASSING	Att.	Comp	Int	Yds	TD	Long	Sacks
Joe Burrow	21	24	1	373	2	65	1
Myles Brennan	8	9	0	115	0	35	0

RECEIVING	No.	Yds.	TD	Long
Terrace Marshall Jr.	6	75	2	21
Justin Jefferson	5	124	0	48
Jaray Jenkins	5	67	0	35
Stephen Sullivan	4	51	0	19
Derrick Dillon	3	41	0	26
Jontre Kirklin	2	75	0	65
Tyrion Davis-Price	2	20	0	18
Devonta Lee	1	28	0	28
Tory Carter	1	7	0	7

PUNTING	No.	Yds.	Avg.	Long	I20	TB
Zach Von Rosenberg	1	36	36.0	36	1	0

FIELD GOALS	Att.	Made	Long	KICKS
Cade York	1	1	26	Made: 26

	Punts			Kickoffs			Interceptions		
ALL RETURNS	No.	Yds.	Lg.	No.	Yds.	Lg.	No.	Yds.	Lg.
Derek Stingley Jr.	3	54	26	0	0	0	0	0	0
Trey Palmer	1	54	54	0	0	0	0	0	0
Clyde Edwards-Helaire	0	0	0	3	76	31	0	0	0

Northwestern State

RUSHING	Att.	Gain	Lost	Net	TD	Long
Stadford Anderson	9	30	0	30	0	7
Jared Wedt	7	18	2	16	0	6
Shelton Eppler	1	4	0	4	0	4
JaQuan Jackson	1	2	0	2	0	2
Trevor Morgan	2	1	0	1	0	1
Kaleb Fletcher	2	1	2	-1	0	1
Bryce Rivers	1	0	6	-6	0	0

PASSING	Att.	Comp	Int.	Yds.	TD	Long	Sacks
Shelton Eppler	21	38	0	225	2	28	0
Bryce Rivers	2	3	0	7	0	8	1

RECEIVING	No.	Yds.	TD	Long
Quan Shorts	8	66	1	17
David Fitzwater	3	68	1	27
Akile Davis	3	37	0	28
Gavin Landry	2	8	0	4
Trevor Morgan	2	7	0	8
Corey Smallwood	1	17	0	17
Jared West	1	12	0	12
Levar Gumms	1	8	0	8
Tanner Ash	1	6	0	6
Myles Ward	1	3	0	3

PUNTING	No.	Yds.	Avg.	Long	I20	TB
Parker Pastorello	7	290	41.4	49	1	0

FIELD GOALS	Att.	Made	Long	KICKS
Scotty Roblow	1	0	--	Miss: 34

	Punts			Kickoffs			Interceptions		
ALL RETURNS	No.	Yds.	Lg.	No.	Yds.	Lg.	No.	Yds.	Lg.
Myles Ward	0	0	0	1	16	16	0	0	0
Dylan Wilson	0	0	0	0	0	0	1	8	8

LSU Wins 800th Game in Big Win Over Demons

No. 4-ranked LSU Football amassed 610 yards of total offense to become the 12th program in NCAA Division I history to win 800 games, as the Tigers defeated Northwestern State, 65-14, on Saturday in Tiger Stadium. LSU (3-0), which passed for at least 300 yards for the fourth-straight game, scored 48 unanswered points to end the contest including a 41-0 second-half shutout. Senior quarterback **Joe Burrow** led the way for the nearly unstoppable Tigers offense, completing 21-of-24 passes for 373 yards with two touchdowns and an interception that led the the Demons' second-quarter touchdown. Wide receiver **Justin Jefferson** led the way with 124 yards on five carries, while **Terrace Marshall Jr.** caught touchdown passes of 14 and 6 yards on his way to 75 receiving yards on a team-high six receptions. LSU's **Clyde Edwards-Helaire** and freshman **Tyrion Davis-Price** each scored a pair of rushing touchdowns, while Burrow scored from 5 yards with a third-quarter run.

Scoring	1	2	3	4	F
NSU	7	7	0	0	14
LSU	3	21	27	14	65

LSU	1Q	5:30	York 26 yd field goal
NSU	1Q	0:16	Shorts 17 yd pass from Eppler (Roblow Kick)
LSU	2Q	12:38	Edwards-Helaire 4 yd run (York kick)
LSU	2Q	8:50	Marshall 14 yd pass from Burrow (York kick)
NSU	2Q	5:38	Fitzwater 26 yd pass from Eppler (Roblow kick)
LSU	2Q	3:27	Edwards-Helaire 3 yd run (York kick)
LSU	3Q	13:19	Burrow 5 yd run (York missed kick(
LSU	3Q	9:36	Marshall 6 yd pass from Burrow (York kick)
LSU	3Q	6:26	Emery 4 yd run (York kick)
LSU	3Q	2:16	Davis-Price 1 yd run (York kick)
LSU	4Q	7:22	Palmer 54 yd punt return (York kick)
LSU	4Q	2:12	Davis-Price 2 yd run (York kick)

Team Stats	NSU	LSU
FIRST DOWNS	15	31
Rushing	3	12
Passing	10	18
Penalty	2	1
NET YARDS RUSHING	46	122
Rushing Attempts	23	35
Average Per Rush	2.0	3.5
Rushing Touchdowns	0	6
Yards Gained Rushing	56	141
Yards Lost Rushing	10	19
NET YARDS PASSING	232	488
Completions-Attempts-Int	23-41-0	29-33-1
Average Per Attempt	5.7	14.8
Average Per Completion	10.1	16.8
Passing Touchdowns	2	2
TOTAL OFFENSE YARDS	278	610
Total offense plays	64	68
Average Gain Per Play	4.3	9.0
Fumbles: Number-Lost	0-0	0-0
Penalties: Number-Yards	3-34	4-55
PUNTS-YARDS	7-290	1-36
Average Yards Per Punt	41.4	36.0
Net Yards Per Punt	26.0	36.0
Inside 20	1	1
50+ Yards	0	0
Touchbacks	0	0
Fair catch	1	0
KICKOFFS-YARDS	3-184	11-690
Average Yards Per Kickoff	61.3	62.7
Net Yards Per Kickoff	36.0	40.8
Touchbacks	0	9
Fair Catch Yards	0	0
Punt returns: Number-Yards-TD	0-0-0	4-108-1
Average Per Return	0.0	27.0
Kickoff returns: Number-Yds-TD	1-16-0	3-76-0
Average Per Return	16.0	25.3
Interceptions: Number-Yds-TD	1-8-0	0-0-0
Fumble Returns: Number-Yds-TD	0-0-0	0-0-0
Miscellaneous Yards	0	0
Possession Time	33:38	26:22
1st Quarter	10:25	4:35
2nd Quarter	7:00	8:00
3rd Quarter	6:45	8:15
4th Quarter	9:28	5:32
Third-Down Conversions	6 of 17	5 of 7
Fourth-Down Conversions	0 of 2	0 of 0
Red-Zone Scores-Chances	1-3	9-9
Touchdowns	1-3	8-9
Field goals	0-3	1-9
Sacks By: Number-Yards	1-5	1-6
PAT Kicks	2-2	8-9
Field Goals	0-1	1-1
Points off turnovers	0	0

Game 4

#4 LSU	**66**	**September 21, 2019**
Vanderbilt	**38**	**Vanderbilt Stadium**
		Nashville, Tenn.
		32,048

LSU

RUSHING	Att.	Gain	Lost	Net	TD	Long
Clyde Edwards-Helaire	14	114	8	106	1	46
John Emery	9	51	0	51	1	21
Ty Davis-Price	4	20	1	19	0	9
Myles Brennan	2	14	0	14	0	9
Chris Curry	4	14	4	10	0	9
Lanard Fournette	1	1	0	1	0	1
Joe Burrow	2	0	20	-20	0	0

PASSING	Att.	Comp	Int	Yds	TD	Long	Sacks
Joe Burrow	25	34	0	398	6	64	2
Myles Brennan	1	4	1	20	0	20	0

RECEIVING	No.	Yds.	TD	Long
Ja'Marr Chase	10	229	4	64
Racey McMath	5	48	1	20
T. Marshall	4	75	0	29
Stephen Sullivan	3	48	0	30
Just. Jefferson	2	18	1	14
C. Ed.-Helaire	1	1	0	1
Ty Davis-Price	1	-1	0	0

PUNTING	No.	Yds.	Avg.	Long	I20	TB
Zach Von Rosenberg	5	211	42.2	56	2	0

FIELD GOALS	Att.	Made	Long	KICKS
Cade York	1	1	25	Made: 25

	Punts			Kickoffs			Interceptions		
ALL RETURNS	No.	Yds.	Lg.	No.	Yds.	Lg.	No.	Yds.	Lg.
C. Ed.-Helaire	0	0	0	1	22	22	0	0	0
JaCoby Stevens	0	0	0	0	0	0	1	0	0
Micah Baskerville	1	23	0	1	46	46	0	0	0
Derek Stingley	2	1	1	0	0	0	1	0	0
Trey Palmer	1	1	1	0	0	0	0	0	0

Vanderbilt

RUSHING	Att.	Gain	Lost	Net	TD	Long
Ke'Shawn Vaughn	20	138	8	130	2	52
Ja'Veon Marlow	3	19	0	19	0	8
Keyon Brooks	5	3	3	0	0	2
Riley Neal	6	19	23	-4	0	11

PASSING	Att.	Comp	Int.	Yds.	TD	Long	Sacks
Riley Neal	15	31	1	206	1	36	3
Deuce Wallace	4	8	1	23	0	12	0

RECEIVING	No.	Yds.	TD	Long
Kalija Lipscomb	5	68	1	36
Jared Pinkney	4	47	0	30
Cam Johnson	2	54	0	28
Ke'Shawn Vaughn	2	21	0	19
J SheltonMosley	2	11	0	9
Ben Bresnahan	2	9	0	8
James Bostic	1	12	0	12
C.J. Bolar	1	7	0	7

PUNTING	No.	Yds.	Avg.	Long	I20	TB
Harrison Smith	7	329	47.0	66	1	1
TEAM	1	0	0.0	0	0	0

FIELD GOALS	Att.	Made	Long	KICKS
Ryley Guay	1	1	41	Made: 41

	Punts			Kickoffs			Interceptions		
ALL RETURNS	No.	Yds.	Lg.	No.	Yds.	Lg.	No.	Yds.	Lg.
J SheltonMosley	1	11	11	0	0	0	0	0	0
Randall Haynie	0	0	0	0	0	0	1	47	47

Burrow, Chase Lead LSU to Big SEC Blowout

Joe Burrow and the fourth-ranked LSU Football team continued to set records, as the Tigers defeated Vanderbilt, 66-38, on Saturday afternoon. Burrow completed 25-of-34 yards for 398 yards with a school-record six touchdowns. Chase became the third LSU receiver to score at least four touchdowns in a game while posting 229 receiving yards - fourth-most in LSU history. Chase caught a game-high 10 passes, while Terrace Marshall Jr. added four catches for 75 yards and Racey McMath had five catches for 48 yards and a touchdown. LSU's Clyde Edwards-Helaire earned his third career 100-yard rushing game with 106 yards on 14 carries including a 9-yard touchdown that capped the Tigers' 28-point first quarter. Jacob Phillips led the Tigers with 10 tackles, while freshman cornerback Derek Stingley Jr. and JaCoby Stevens each had interceptions. Micah Baskerville was the star of special teams, coming up with a 46-yard return of an onside kick to the Vanderbilt 1-yard line and blocking a punt and recovering the ball in the end zone for a touchdown.

Scoring	1	2	3	4	F
LSU	28	10	21	7	66
Vanderbilt	7	10	14	7	38

Vandy	1Q	11:04	Vaughn 5 yd run (Guay kick)
LSU	1Q	9:51	Jefferson 4 yd pass from Burrow (York kick)
LSU	1Q	8:38	Chase 64 yd pass from Burrow (York kick)
LSU	1Q	4:58	Edwards-Helaire 9 yd run (York kick)
LSU	1Q	0:51	Chase 25 yd pass from Burrow (York kick)
Vandy	2Q	12:14	Guay 41 yd field goal
LSU	2Q	5:55	York 25 yd field goal
LSU	2Q	1:56	Chase 51 yd pass from Burrow (York kick)
Vandy	2Q	0:49	McAllister 0 yd fumble recovery (Guay kick)
LSU	3Q	14:48	McMath 6 yd pass from Burrow (York kick)
Vandy	3Q	13:25	Vaughn 52 yd run (Guay kick)
LSU	3Q	9:29	Chase 16 yd pass from Burrow (York kick)
LSU	3Q	7:22	Baskerville 0 yd blocked punt (York kick)
Vandy	3Q	1:06	Lipscomb 18 yd pass from Neal (Guay kick)
LSU	4Q	9:37	Emery 6 yd run (York kick)
Vandy	4Q	1:51	Haynie 47 yd interception (Rice kick)

Team Stats	LSU	Vandy
FIRST DOWNS	26	17
Rushing	9	5
Passing	15	10
Penalty	2	2
NET YARDS RUSHING	181	145
Rushing Attempts	36	34
Average Per Rush	5.0	4.3
Rushing Touchdowns	2	2
Yards Gained Rushing	214	179
Yards Lost Rushing	33	34
NET YARDS PASSING	418	229
Completions-Attempts-Int	26-38-1	19-39-2
Average Per Attempt	11.0	5.9
Average Per Completion	16.1	12.1
Passing Touchdowns	6	1
TOTAL OFFENSE YARDS	599	374
Total offense plays	74	73
Average Gain Per Play	8.1	5.1
Fumbles: Number-Lost	1-1	0-0
Penalties: Number-Yards	6-54	3-27
PUNTS-YARDS	5-211	8-329
Average Yards Per Punt	42.2	41.1
Net Yards Per Punt	40.0	35.5
Inside 20	2	1
50+ Yards	2	2
Touchbacks	0	1
Fair catch	2	1
KICKOFFS-YARDS	11-715	6-327
Average Yards Per Kickoff	65.0	54.5
Net Yards Per Kickoff	40.0	30.7
Touchbacks	11	3
Fair Catch Yards	0	45
Punt returns: Number-Yards-TD	4-25-1	1-11-0
Average Per Return	6.2	11.0
Kickoff returns: Number-Yds-TD	2-68-0	0-0-0
Average Per Return	34.0	0.0
Interceptions: Number-Yds-TD	2-0-0	1-47-1
Fumble Returns: Number-Yds-TD	0-0-0	0-0-1
Miscellaneous Yards	0	0
Possession Time	27:27	32:33
1st Quarter	4:35	10:25
2nd Quarter	8:20	6:40
3rd Quarter	6:09	8:51
4th Quarter	8:23	6:37
Third-Down Conversions	7 of 15	6 of 17
Fourth-Down Conversions	1 of 1	1 of 2
Red-Zone Scores-Chances	6-6	3-3
Touchdowns	5-6	2-3
Field goals	1-6	1-3
Sacks By: Number-Yards	3-23	2-20
PAT Kicks	9-9	5-5
Field Goals	1-1	1-1
Points off turnovers	0	14

Game 5

Utah State	**6**	**October 5, 2019**
#5 LSU	**42**	**Tiger Stadium**
		Baton Rouge, La.
		100,266

LSU

RUSHING	Att.	Gain	Lost	Net	TD	Long
C. Edwards-Helaire	14	72	0	72	0	11
Tyrion Davis-Price	11	54	1	53	0	11
John Emery	8	45	0	45	0	13
Joe Burrow	10	51	9	42	1	21
Chris Curry	6	24	0	24	0	7
Myles Brennan	2	11	0	11	0	6
Adrian Magee	0	1	0	1	0	0

PASSING	Att.	Comp	Int	Yds	TD	Long	Sacks
Joe Burrow	27	38	1	344	5	39	2
Myles Brennan	1	1	0	9	0	9	0

RECEIVING	No.	Yds.	TD	Long
Justin Jefferson	9	155	2	39
Ja'Marr Chase	3	54	1	25
Derrick Dillon	4	42	1	19
Thaddeus Moss	5	39	1	13
John Emery	4	34	0	12
C. Edwards-Helaire	1	12	0	12
Racey McMath	1	9	0	9
Stephen Sullivan	1	8	0	8

PUNTING	No.	Yds.	Avg.	Long	I20	TB
Zach Von Rosenberg	2	91	45.5	55	1	1

FIELD GOALS	Att.	Made	Long	KICKS
Cade York	0	1	--	Missed: 53

	Punts			Kickoffs			Interceptions		
ALL RETURNS	No.	Yds.	Lg.	No.	Yds.	Lg.	No.	Yds.	Lg.
Trey Palmer	1	10	10	0	0	0	0	0	0
C. Edwards-Helaire	0	0	0	1	38	38	0	0	0
Kary Vincent Jr.	0	0	0	0	0	0	1	5	5
Grant Delpit	0	0	0	0	0	0	1	0	0
Derek Stingley Jr.	0	0	0	0	0	0	1	0	0

Utah State

RUSHING	Att.	Gain	Lost	Net	TD	Long
Gerold Bright	8	20	2	18	0	8
Enoch Nawahine	7	12	2	10	0	4
Riley Burt	4	8	0	8	0	5
Jordan Love	2	0	8	-8	0	0
TEAM	1	0	9	-9	0	0

PASSING	Att.	Comp	Int.	Yds.	TD	Long	Sacks
Jordan Love	15	30	130	0	3	35	2
Henry Columbi	1	1	10	0	0	10	0

RECEIVING	No.	Yds.	TD	Long
Jordan Nathan	4	51	0	35
Siaosi Mariner	2	45	0	35
Savon Scarver	2	20	0	12
Deven Thompkins	2	18	0	10
Derek Wright	1	10	0	10
Carson Terrell	1	8	0	8
Caleb Repp	1	-2	0	0
Gerold Bright	2	-4	0	1
Enoch Nawahine	1	-6	0	0

PUNTING	No.	Yds.	Avg.	Long	I20	TB
Pierce Callister	7	273	39.0	47	2	0

FIELD GOALS	Att.	Made	Long	KICKS
Dominik Eberle	2	2	47	Made: 30, 47

	Punts			Kickoffs			Interceptions		
ALL RETURNS	No.	Yds.	Lg.	No.	Yds.	Lg.	No.	Yds.	Lg.
Savon Scarver	0	0	0	1	21	21	0	0	0
Cameron Haney	0	0	0	0	0	0	1	19	19

No. 5 LSU Dominates on Both Sides in 42-6 Win

Fifth-ranked LSU out-gained Utah State, 601-159, on its way to a midday victory that wrapped up non-conference play for the Tigers, 42-6. Overcoming a pair of turnovers, LSU (5-0) was again led by quarterback **Joe Burrow**, who completed 27-of-38 passes for 344 yards with five touchdowns. Wide receiver **Justin Jefferson** led LSU with nine catches for 155 yards and two touchdowns, while tight end **Thaddeus Moss** caught five passes for 39 yards including an 8-yard TD. **Clyde Edwards-Helaire** carried a game-high 14 times for 72 net yards. LSU allowed only 1-of-12 on third downs, recorded 10 tackles for loss and interceptions by **Grant Delpit**, **Derek Stingley Jr.** and **Kary Vincent Jr.**. **Patrick Queen** led the Tigers with six tackles, as Utah State ran only 53 plays and tallied only 56 yards of total offense in the second half.

Scoring	1	2	3	4	F
Utah State	6	0	0	0	6
LSU	7	14	14	7	42

LSU	1Q	10:41	7 yd pass from Burrow to Dillon (York kick)
USU	1Q	6:25	30 yd field goal from Eberle
USU	1Q	1:45	47 yd field goal from Eberle
LSU	2Q	14:03	1 yd run by Burrow (York kick)
LSU	2Q	4:44	25 yd pass from Burrow to Chase (York kick)
LSU	3Q	9:55	4 yd pass from Burrow to Jefferson (York kick)
LSU	3Q	2:54	39 yd pass from Burrow to Jefferson (York kick)
LSU	4Q	13:23	8 yd pass from Burrow to Moss (York kick)

Team Stats	USU	LSU
First Downs	10	32
Rushing	1	15
Passing	8	16
Penalty	1	1
Net Yards Rushing	19	248
Attempts	22	51
Avg. Per Rush	0.9	4.9
Rushing TDs	0	1
Yds. Gained	40	258
Yds. Lost	21	10
Net Yards Passing	140	353
Comp.-Att.-Int.	16-31-3	28-39-1
Avg. / Att.	4.5	9.1
Avg. / Comp.	8.8	12.6
TDs	0	5
Total Offense Yards	159	601
Plays	53	90
Avg. / Play	3.0	6.7
Fumbles - Lost	0-0	3-1
Penalties - Yds.	3-25	5-41
Punts - Yds.	7-273	2-91
Avg. / Punt	39.0	45.5
Inside 20	2	1
50+ Yds.	0	1
Touchbacks	0	1
Fair Catch	4	1
Kickoffs - Yds.	3-166	7-455
Avg. Yds. / Kickoff	55.3	65.0
Touchbacks	1	6
Punt Returns: Total - Yds. - TDs	0-0-0	1-10-0
Avg. / Return	0	10.0
Kickoff Returns: Total - Yds. - TDs	1-21-0	1-38-0
Avg. / Return	21.0	38.0
INT: Total - Yds. - TDs	1-19-0	3-5-0
Fumble: Total - Yds. - TDs	0-0-0	0-0-0
Poss. Time	18:57	41:03
3rd. Down Conv.	1 of 12	11 of 17
4th. Down Conversions	0 of 0	0 of 1
Red-Zone: Scores - Chances	1-1	4-4
Sacks: Total - Yds.	2-9	2-8
PAT: Total - Made	0-0	6-6
Field Goals: Total - Made	2-2	0-1
Points off Turnovers	3	14

Game 6

#7 Florida	**28**	**October 12, 2019**
#5 LSU	**42**	**Tiger Stadium**
		Baton Rouge, La.
		102,321

LSU

RUSHING	Att.	Gain	Lost	Net	TD	Long
Clyde Edwards-Helaire	13	136	2	134	2	57
Joe Burrow	6	43	0	43	0	19
Tyrion Davis-Price	3	40	0	40	1	33
John Emery	1	2	0	2	0	2
Team	1	0	1	-1	0	0

PASSING	Att.	Comp	Int	Yds	TD	Long	Sacks
Joe Burrow	21	24	0	293	3	54	0

RECEIVING	No.	Yds.	TD	Long
Ja'Marr Chase	7	127	2	54
Justin Jefferson	10	123	1	36
Thaddeus Moss	3	38	0	25
Stephen Sullivan	1	5	0	5

PUNTING	No.	Yds.	Avg.	Long	I20	TB
Zach Von Rosenberg	2	81	40.5	49	2	0

FIELD GOALS	Att.	Made	Long	KICKS
Cade York	0	1	--	Missed: 44

	Punts			Kickoffs			Interceptions		
ALL RETURNS	No.	Yds.	Lg.	No.	Yds.	Lg.	No.	Yds.	Lg.
Clyde Edwards-Helaire	0	0	0	1	20	20	0	0	0
Derek Stingley	0	0	0	0	0	0	1	0	0

Florida

RUSHING	Att.	Gain	Lost	Net	TD	Long
Lamical Perine	17	68	3	65	0	17
Emory Jones	9	36	0	36	0	12
Kyle Trask	10	40	19	21	0	12
Josh Hammond	1	11	0	11	0	11
Freddie Swain	1	8	0	8	0	8
Malik Davis	2	5	0	5	0	4

PASSING	Att.	Comp	Int.	Yds.	TD	Long	Sacks
Kyle Trask	23	39	1	310	3	28	2
Emery Jones	1	3	0	1	1	1	0
Lamical Perine	0	1	0	0	0	0	0
Team	0	1	0	0	0	0	0

RECEIVING	No.	Yds.	TD	Long
Kyle Pitts	5	108	0	28
Van Jefferson	8	73	2	20
Freddie Swain	2	39	0	21
Trevon Grimes	3	30	1	19
Jacob Copeland	2	25	0	13
Tyrie Cleveland	1	17	0	17
Lamical Perine	2	12	1	11
Josh Hammond	1	7	0	7

PUNTING	No.	Yds.	Avg.	Long	I20	TB
Tommy Townsend	4	171	42.8	49	1	0

FIELD GOALS	Att.	Made	Long	KICKS

	Punts			Kickoffs			Interceptions		
ALL RETURNS	No.	Yds.	Lg.	No.	Yds.	Lg.	No.	Yds.	Lg.

Death Valley Comes Alive, as No. 5 LSU Tops No. 7 Florida

LSU quarterback **Joe Burrow** tossed three touchdowns and running back **Clyde Edwards-Helaire** ran for two more, as the fifth-ranked LSU Football team shutout No. 7 Florida in the final 25 minutes of a 42-28 victory. The Tigers defense stepped up its game for the duration, while its offense continued to operate like a surgeon - slicing Florida to the tune of 10.6 yards per play, third-most in school history and most against an SEC opponent. LSU ran only 48 plays against the Gators and scored 42 points while facing third down only four times, the fewest on record by a Tigers team (records since 1978). Edwards-Helaire and freshman running back **Tyrion Davis-Price** added third-quarter touchdowns of 5 and 33 yards to give LSU a lead it wouldn't relinquish with 3:15 remaining in the third quarter. Leading by a touchdown midway through the fourth quarter, Burrow connected on a 54-yard touchdown pass to **Ja'Marr Chase** that gave LSU an insurmountable two-score advantage. Burrow and the Tigers offense were a model of efficiency against the Gators. The LSU signal caller completed 21-of-24 passes for 293 yards with two touchdown passes to Chase and another to **Justin Jefferson**, who led LSU with 10 catches for 123 yards. Chase had a team-high 127 yards on seven receptions. Edwards-Helaire had 134 net rushing yards, while Burrow added 43 on six carries without being sacked. Davis-Price made the most of his three carries, totaling 40 yards. The Tigers defense overcame a frustrating first half - which included a dropped interception in the end zone which resulted in a Florida touchdown - to shutout the Gators with the game in the balance.

Scoring	1	2	3	4	F
Florida	7	14	7	0	28
LSU	7	14	14	7	42

LSU	1Q	9:55	9 yd pass from Burrow to Chase (York PAT)
UF	1Q	3:34	5 yd pass from Trask to Grimes (McPherson PAT)
LSU	2Q	12:44	7 yd pass from Burrow to Jefferson (York PAT)
UF	2Q	5:48	1 yd pass from Jones to Perine (McPherson PAT)
LSU	2Q	3:55	36 yd run by Ed.-Helaire (York PAT)
UF	2Q	0:04	6 yd pass from Trask to Jefferson (McPherson PAT)
UF	3Q	10:54	2 yd pass from Trask to Jefferson (McPherson PAT)
LSU	3Q	7:12	5 yd run by Ed.-Helaire (York PAT)
LSU	3Q	3:15	33 yd run by Davis-Price (York PAT)
LSU	4Q	5:43	54 yd pass from Burrow to Chase (York PAT)

Team Stats	USU	LSU
First Downs	28	22
Rushing	8	8
Passing	18	13
Penalty	2	1
Net Rushing Yards	146	218
Attempts	40	24
Avg. Per Rush	3.7	9.1
Rushing TDs	0	3
Yds. Gained	168	221
Yds. Lost	22	3
Net Yarss Passing	311	293
Comp.-Att.-Int.	24-44-1	21-24-0
Avg. / Att.	7.1	12.2
Avg. / Comp.	13.0	14.0
TDs	4	3
Total Offense Yards	457	511
Plays	84	48
Avg. / Play	5.4	10.6
Fumbles - Lost	0-0	0-0
Penalties - Yds.	5-39	4-28
Punts - Yds.	4-171	2-81
Avg. / Punt	42.8	40.5
Inside 20	1	2
50+ Yds.	0	0
Touchbacks	0	0
Fair Catch	2	1
Kickoffs - Yds.	5-245	7-455
Avg. Yds. / Kickoff	49.0	65.0
Touchbacks	1	7
Punt Returns: Total - Yds. - TDs	0-0-0	0-0-0
Punt: Avg. / Return	0	0
Kickoff Returns: Total - Yds. - TDs	0-0-0	1-20-0
Kickoff: Avg. / Return	0	20.0
INT: Total - Yds. - TDs	0-0-0	1-0-0
Fumble: Total - Yds. - TDs	0-0-0	0-0-0
Poss. Time	38:19	21:41
3rd. Down Conv.	9 of 17	1 of 4
4th. Down Conversions	1 of 2	0 of 0
Red-Zone: Scores - Chances	4-6	3-3
Sacks: Total - Yds.	0-0	2-17
PAT: Total - Made	4-4	6-6
Field Goals: Total - Made	0-0	0-1
Points off Turnovers	0	7

Game 7

#2 LSU	**36**	**October 19, 2019**
Mississippi State	**13**	**Davis Wade Stadium**
		Starkville, MS
		59,282

LSU

RUSHING	Att.	Gain	Lost	Net	TD	Long
Clyde Edwards-Helaire	11	55	2	53	0	17
Tyrion Davis-Price	6	49	0	49	0	19
John Emery Jr.	2	0	1	-1	0	0
Team	2	0	4	-4	0	0
Joe Burrow	4	11	22	-11	0	11

PASSING	Att.	Comp	Int	Yds	TD	Long	Sacks
Joe Burrow	25	32	0	327	4	60	3
Myles Brennan	0	3	0	0	0	0	0

RECEIVING	No.	Yds.	TD	Long
Justin Jefferson	8	89	1	19
Racey McMath	3	76	1	60
Ja'Marr Chase	5	48	1	18
Thaddeus Moss	3	48	0	24
Derrick Dillon	1	37	1	37
Clyde Edwards-Helaire	2	15	0	8
Steph. Sullivan	2	9	0	6
Ty Davis-Price	1	5	0	5

PUNTING	No.	Yds.	Avg.	Long	I20	TB
Zach Von Rosenberg	5	233	46.6	57	2	1

FIELD GOALS	Att.	Made	Long	KICKS
Cade York	3	3	25	Made: 20, 23, 25

	Punts			Kickoffs			Interceptions		
ALL RETURNS	No.	Yds.	Lg.	No.	Yds.	Lg.	No.	Yds.	Lg.
Derek Stingley	1	2	2	0	0	0	0	0	0
Clyde Edwards-Helaire	0	0	0	2	24	22	0	0	0
Kristian Fulton	0	0	0	0	0	0	1	0	0
JaCoby Stevens	0	0	0	0	0	0	1	9	9

Mississippi State

RUSHING	Att.	Gain	Lost	Net	TD	Long
Garrett Shrader	19	72	6	66	1	12
Kylin Hill	15	41	7	34	0	11
Deddrick Thomas	1	5	0	5	0	5
Nick Gibson	2	1	4	-3	0	1

PASSING	Att.	Comp	Int.	Yds.	TD	Long	Sacks
Garrett Shrader	17	28	2	238	1	29	2

RECEIVING	No.	Yds.	TD	Long
Stephen Guidry	6	98	1	24
Isaiah Zuber	3	53	0	29
Deddrick Thomas	3	31	0	17
Nick Gibson	1	24	0	24
Lee Witherspoon	2	16	0	12
Farrod Green	1	11	0	11
Kylin Hill	1	5	0	5

PUNTING	No.	Yds.	Avg.	Long	I20	TB
Tucker Day	5	214	42.8	70	1	1

FIELD GOALS	Att.	Made	Long	KICKS
No Stats				

	Punts			Kickoffs			Interceptions		
ALL RETURNS	No.	Yds.	Lg.	No.	Yds.	Lg.	No.	Yds.	Lg.
Malik Dear	2	3	7	0	0	0	0	0	0
Isaiah Zuber	0	0	0	1	28	28	0	0	0

Burrow Sets Single-Season Records in Win at State

In only seven games, LSU quarterback **Joe Burrow** broke two LSU single-season touchdown records, as the No. 2 Tigers defeated Mississippi State, 36-13. Burrow, a senior who is putting an onslaught on the LSU record book, was 25-of-32 for 327 yards with four touchdowns. Burrow, who tied Rohan Davey (1998-2001) with seven 300-yard passing games in his career. With a 37-yard touchdown pass to wide receiver **Derrick Dillon** in the third quarter, Burrow set LSU's single-season record with his 30th touchdown responsible for (28 passing, 2 rushing). JaMarcus Russell (2006) and Matt Mauck (2003) held the record with 29. Later in the third quarter, an 18-yard touchdown pass to **Justin Jefferson** was Burrow's 29th of the season, breaking LSU's single-season record also held by Russell and Mauck. Jefferson led LSU with eight catches for 89 yards and a touchdowns, while **Ja'Marr Chase** added five catches for 48 yards and also scored. **Racey McMath** was on the receiving end of a 60-yard touchdown and finished with three catches for 76 yards, while **Thaddeus Moss** had three catches for 48 yards. Defensively, LSU forced three turnovers including interceptions by **JaCoby Stevens** and **Kristian Fulton**, and a fumble forced by **Michael Divinity Jr.** and recovered by **Rashard Lawrence**. Safety **Grant Delpit** led the Tigers with a career-high 11 tackles with a quarterback hurry, while Stevens, linebacker **Jacob Phillips** and safety **Kary Vincent Jr.** each added eight tackles.

Scoring	1	2	3	4	F
LSU	3	19	14	0	36
MSU	0	7	0	6	13

LSU	1Q	7:52	20 yd Field Goal by Cade York
LSU	2Q	12:27	23 yd Field Goal by Cade York
LSU	2Q	8:33	25 yd Field Goal by Cade York
MSU	2Q	5:24	12 yd run by Shrader (Christmann kick)
LSU	2Q	5:07	60 yd pass from Burrow to McMath
LSU	2Q	0:50	8 d pass from Burrow to Chase (York kick)
LSU	3Q	10:36	37 yd pass from Burrow to Dillon (York kick)
LSU	3Q	5:36	18 yd pass from Burrow to Jefferson (York kick)
MSU	4Q	0:59	24 yd pass from Shrader to Guidry (Failed Conv.)

Team Stats	LSU	MSU
Total First Downs	21	21
Rushing	8	5
Passing	10	12
Penalty	3	4
Net Yards Rushing	86	102
Attempts	25	37
Avg. Per Rush	3.4	2.8
Rushing TDs	0	1
Yds. Gained	115	119
Yds. Lost	29	17
Net Yards Passing	327	238
Comp.-Att.-Int.	25-35-0	17-28-2
Avg. / Att.	9.3	8.5
Avg. / Comp.	13.1	14.0
TDs	4	1
Total Offensive Yards	413	340
Plays	60	65
Avg. / Play	6.9	5.2
Fumbles - Lost	1-0	1-1
Penalties - Yds.	7-88	13-109
Punts - Yds.	5-233	5-214
Avg. / Punt	46.6	42.8
Inside 20	2	1
50+ Yds.	2	1
Touchbacks	1	1
Fair Catch	1	1
Kickoffs - Yds.	8-518	3-179
Avg. Yds. / Kickoff	64.8	59.7
Touchbacks	7	1
Punt Returns: Total - Yds. - TDs	1-2-0	2-3-0
Punt: Avg. / Return	2.0	1.5
Kickoff Returns: Total - Yds. - TDs	2-24-0	1-28-0
Kickoffs: Avg. / Return	12.0	28.0
INT: Total - Yds. - TDs	2-9-0	0-0-0
Fumble: Total - Yds. - TDs	1-1-0	0-0-0
Poss. Time	25:39	34:21
3rd. Down Conv.	3 of 11	3 of 12
4th. Down Conversions	0 of 0	0 of 2
Red-Zone: Scores - Chances	5-5	1-1
Sacks: Total - Yds.	2-6	3-22
PAT: Total - Made	3-4	1-1
Field Goals: Total - Made	3-3	0-0
Points off Turnovers	10	0

Game 8

#9 Auburn	**20**	**October 26, 2019**
#2 LSU	**23**	**Tiger Stadium**
		Baton Rouge, LA
		102,160

LSU

RUSHING	Att.	Gain	Lost	Net	TD	Long
Clyde Edwards-Helaire	26	140	4	136	1	26
Joe Burrow	13	47	16	31	1	14
Ty Davis-Price	4	22	0	22	0	7
Team	3	0	2	-2	0	0

PASSING	Att.	Comp	Int	Yds	TD	Long	Sacks
Joe Burrow	32	42	1	321	1	45	3

RECEIVING	No.	Yds.	TD	Long
Ja'Marr Chase	8	123	0	45
Just. Jefferson	7	60	0	21
Clyde Edwards-Helaire	7	51	0	13
Thaddeus Moss	7	45	0	12
T. Marshall	2	29	1	20
Ty Davis-Price	1	13	0	13

PUNTING	No.	Yds.	Avg.	Long	I20	TB
Zach Von Rosenberg	6	229	38.2	45	0	1

FIELD GOALS	Att.	Made	Long	KICKS
Cade York	1	1	20	Made: 20

	Punts			Kickoffs			Interceptions		
ALL RETURNS	No.	Yds.	Lg.	No.	Yds.	Lg.	No.	Yds.	Lg.
Derek Stingley	2	7	7	0	0	0	1	0	0

Auburn

RUSHING	Att.	Gain	Lost	Net	TD	Long
D.J. Williams	13	131	1	130	0	70
Shaun Shivers	4	22	0	22	0	13
J. Whitlow	3	9	0	9	0	5
Joey Gatewood	1	2	0	2	0	2
Kam Martin	1	2	0	2	0	2
Malik Miller	1	1	0	1	0	1
Bo Nix	9	16	32	-16	1	6
TEAM	1	0	20	-20	0	0

PASSING	Att.	Comp	Int.	Yds.	TD	Long	Sacks
Bo Nix	15	35	1	157	1	34	3
TEAM	0	1	0	0	0	0	0

RECEIVING	No.	Yds.	TD	Long
Seth Williams	4	65	1	34
A. Schwartz	3	33	0	18
D.J. Williams	2	21	0	13
Eli Stove	2	12	0	11
Malik Miller	1	11	0	11
Jay Jay Wilson	2	9	0	5
John Shenker	1	6	0	6

PUNTING	No.	Yds.	Avg.	Long	I20	TB
Arryn Siposs	10	462	46.2	55	3	0

FIELD GOALS	Att.	Made	Long	KICKS
Anders Carlson	2	2	30	Made: 30, 23

	Punts			Kickoffs			Interceptions		
ALL RETURNS	No.	Yds.	Lg.	No.	Yds.	Lg.	No.	Yds.	Lg.
Christian Tutt	1	3	3	0	0	0	0	0	0
N. Igbinoghene	0	0	0	1	32	32	0	0	0
Shaun Shivers	0	0	0	1	27	27	0	0	0
Roger McCreary	0	0	0	0	0	0	1	0	0

No. 2 LSU Earns 10th-Straight Home Win Over Auburn

No. 2 LSU had more than 500 yards of total offense and overcame a pair of turnovers to defeat No. 9 Auburn, 23-20, on Saturday afternoon in Tiger Stadium. LSU (8-0, 4-0 SEC) was again led by quarterback **Joe Burrow**, who posted career highs in passes (32) and attempts (42) for 321 yards with a touchdown passing and another rushing that put the home-standing Tigers ahead by 10 points early in the fourth quarter. Burrow's sixth 300-yard passing game tied Rohan Davey for LSU's single-season record. Running back **Clyde Edwards-Helaire** had a game-high 136 rushing yards on 26 carries including a 6-yard touchdown in the third quarter that put LSU up 16-13. Wide receiver **Ja'Marr Chase** had a game-high 123 receiving yards for LSU, while Edwards-Helaire, J**ustin Jefferson**, and tight end **Thaddeus Moss** each caught seven passes from Burrow. LSU earned its third AP Top-10 victory in the 2019 season and head coach Ed Orgeron's eighth in his 42nd game as the Tigers' head coach. Defensively, LSU held Auburn to 287 yards, forced 10 punts and had three sacks. Safety **JaCoby Stevens** led LSU with 10 tackles, while linebackers **Jacob Phillips** and **Patrick Queen** added seven each. Phillips along with linebackers **Michael Divinity Jr.** and **Damone Clark** each had sacks. LSU freshman cornerback **Derek Stingley Jr.** came up with his fourth interception of the season. Though skies were overcast then clearing as the game progressed, the field at Tiger Stadium was slick following all-day rains on Friday from Tropical Storm Olga.

Scoring	1	2	3	4	F
AU	3	7	3	7	20
LSU	0	10	6	7	23

AU	1Q	8:39	30 yd field goal by AnderCarlson
LSU	2Q	12:28	20 yd pass from Burrow to Marshall (York kick)
AU	2Q	3:06	1 yd run by Nix (Carlson kick)
LSU	2Q	0:33	30 yd field goal by Cade York
AU	3Q	11:42	23 yd field goal by Anders Carlson
LSU	3Q	4:58	6 yd run by Edwards-Helaire (York failed kick)
LSU	4Q	13:29	7 yd run by Burrow (York kick)
AU	4Q	2:32	5 yd pass from Nix to S. Williams (Carlson kick)

Team Stats	AU	LSU
Total First Downs	16	30
Rushing	4	13
Passing	9	14
Penalty	3	3
Net Yards Rushing	130	187
Attempts	33	46
Avg. Per Rush	3.9	4.1
Rushing TDs	1	2
Yds. Gained	183	209
Yds. Lost	53	22
Net Yards Passing	157	321
Comp.-Att.-Int.	15-36-1	32-42-1
Avg. / Att.	4.4	7.6
Avg. / Comp.	10.5	10.0
TDs	1	1
Total Offesnive Yards	287	508
Plays	69	88
Avg. / Play	4.2	5.8
Fumbles - Lost	1-0	1-1
Penalties - Yds.	15-98	12-118
Punts - Yds.	10-462	6-229
Avg. / Punt	46.2	38.2
Inside 20	3	0
50+ Yds.	3	0
Touchbacks	0	1
Fair Catch	5	3
Kickoffs - Yds.	4-235	5-325
Avg. Yds. / Kickoff	58.8	65.0
Touchbacks	3	3
Punt Returns: Total - Yds. - TDs	1-3-0	2-7-0
Punt Return Avg. / Return	3.0	3.5
Kickoff Returns: Total - Yds. - TDs	2-59-0	0-0-0
Kickoff Return Avg. / Return	29.5	0
INT: Total - Yds. - TDs	1-0-0	1-0-0
Fumble: Total - Yds. - TDs	0-0-0	0-0-0
Poss. Time	26:58	33:02
3rd. Down Conv.	5 of 18	9 of 19
4th. Down Conversions	1 of 1	0 of 2
Red-Zone: Scores - Chances	4-4	4-5
Sacks: Total - Yds.	3-16	3-32
PAT: Total - Made	2-2	2-3
Field Goals: Total - Made	2-2	1-1
Points off Turnovers	7	0

Game 9

#1 LSU	**46**	**November 9, 2019**
#2 Alabama	**41**	**Bryant-Denny Stadium**
		Tuscaloosa, Ala.
		101,821

LSU

RUSHING	Att.	Gain	Lost	Net	TD	Long
Clyde Edwards-Helaire	20	104	1	103	3	18
Joe Burrow	14	96	32	64	0	19
Ty Davis-Price	3	4	0	4	0	2
Team	3	0	5	-5	0	0

PASSING	Att.	Comp	Int	Yds	TD	Long	Sacks
Joe Burrow	31	39	0	393	3	35	5

RECEIVING	No.	Yds.	TD	Long
Ja'Marr Chase	6	140	1	35
Just. Jefferson	7	79	0	18
Clyde Edwards-Helaire	9	77	1	14
Thaddeus Moss	6	46	0	16
T. Marshall	2	45	1	29
Ty Davis-Price	1	6	0	6

PUNTING	No.	Yds.	Avg.	Long	I20	TB
Z.Von Rosenberg	4	159	39.8	46	2	0

FIELD GOALS	Att.	Made	Long	KICKS
Cade York	2	2	45	Made: 40, 45

	Punts			Kickoffs			Interceptions		
ALL RETURNS	No.	Yds.	Lg.	No.	Yds.	Lg.	No.	Yds.	Lg.
Derek Stingley	2	19	11	0	0	0	0	0	0
Just. Jefferson	0	0	0	1	1	1	0	0	0
C. Ed.-Helaire	0	0	0	1	19	19	0	0	0
Patrick Queen	0	0	0	0	0	0	1	16	16

Alabama

RUSHING	Att.	Gain	Lost	Net	TD	Long
Najee Harris	19	149	3	146	1	31
B. Robinson Jr.	3	7	4	3	0	7
Slade Bolden	1	0	0	0	0	0
TEAM	1	0	2	-2	0	0
Tua Tagovailoa	3	4	9	-5	0	4
Ty Perine	1	0	19	-19	0	0

PASSING	Att.	Comp	Int.	Yds.	TD	Long	Sacks
Tua Tagovailoa	21	40	1	418	4	85	1

RECEIVING	No.	Yds.	TD	Long
DeVonta Smith	7	213	2	85
Jerry Jeudy	5	71	1	26
Henry Ruggs III	3	68	0	26
Najee Harris	3	44	1	23
Jaylen Waddle	3	22	0	9

PUNTING	No.	Yds.	Avg.	Long	I20	TB
Ty Perine	3	146	48.7	51	0	1

	Punts			Kickoffs			Interceptions		
ALL RETURNS	No.	Yds.	Lg.	No.	Yds.	Lg.	No.	Yds.	Lg.
Jaylen Waddle	1	77	77	0	0	0	0	0	0
Henry Ruggs III	0	0	0	3	71	29	0	0	0
B. Robinson Jr.	0	0	0	1	12	12	0	0	0
Major Tennison	0	0	0	1	8	8	0	0	0

Burrow, Edwards-Helaire Guide No. 1 LSU to End Bama Streaks

Joe Burrow had 393 yards passing with three touchdowns and **Clyde Edwards-Helaire** scored four times, as No. 1 LSU snapped No. 2 Alabama's 31-game home winning streak, 46-41, on Saturday night in Tuscaloosa. LSU, which improved to 5-0 in the SEC and 9-0 overall for the fifth time in school history (2011, 1973, 1958, 1908), tied a school record with its fourth top-10 victory of the season. LSU's senior quarterback Burrow finished 31-of-39 passing with touchdown passes to Edward-Helaire, **Ja'Marr Chase** and T**errace Marshall Jr**. Edwards-Helaire had 180 yards of total offense, with three rushing touchdowns and 103 yards, along with nine catches for 77 and a score. Leading one of the most dynamic receiving corps in college football, Chase finished with six catches for a team-high 140 yards, while **Justin Jefferson** had seven catches for 79 yards and tight end **Thaddeus Moss** added six catches for 46 yards. LSU's defense was the star of the first-half show, holding the Tide offense to one big-play touchdown in the opening 30 minutes - a 64-yard touchdown catch by Smith with 6:43 remaining in the half. The Tigers stopped two Alabama drives with turnovers on downs and **Patrick Queen** intercepted Tagovailoa late in the second quarter, allowing LSU to increase its halftime advantage to 20 with a receiving touchdown by Edwards-Helaire. Linebacker **K'Lavon Chaisson** was dominant all over the field for the Tigers, recording 10 tackles (3.5 for loss). Linebackers **Jacob Phillips** and Queen, along with safety **JaCoby Stevens** each added seven tackles.

Scoring	1	2	3	4	F
LSU	10	23	0	13	46
Alabama	7	6	7	21	41

LSU	1Q	9:15	33 yd pass from Burrow to Chase (York kick)
LSU	1Q	4:45	40 yd field goal by York
UA	1Q	1:14	77 yd punt return by Waddle (Bulovas kick)
LSU	2Q	13:03	29 yd pass from Burrow to Marshall (PAT Blocked)
UA	2Q	6:43	64 yd pass from Tagovailoa to Smith (Missed PAT)
LSU	2Q	4:20	45 yd field goal by York
LSU	2Q	0:26	1 yd run by Edwards-Helaire (York kick)
LSU	2Q	0:06	13 yd pass from Burrow to Edwards-Helaire (York kick)
UA	3Q	4:51	15 yd pass from Tagovailoa to Harris (Bulovas kick)
UA	4Q	14:33	1 yd run by Harris (Bulovas kick)
LSU	4Q	10:07	5 yd run by Edwards-Helaire (Failed 2 pt. attempt)
UA	4Q	5:32	5 yd pass from Tagovailoa to Jeudy (Bulovas kick)
LSU	4Q	1:37	7 yd run by Edwards-Helaire (York kick)
UA	4Q	1:21	85 yd pass from Tagovailoa to Smith (Bulovas)

Team Stats	LSU	UA
Total First Downs	29	22
Rushing	10	7
Passing	18	13
Penalty	1	2
Net Yards Rushing	166	123
Attempts	40	28
Avg. Per Rush	4.2	4.4
Rushing TDs	3	1
Yds. Gained	204	160
Yds. Lost	38	37
Net Yards Passing	393	418
Comp.-Att.-Int.	31-39-0	21-40-1
Avg. / Att.	10.1	10.5
Avg. / Comp.	12.7	19.9
TDs	3	4
Total Offense Yards	559	541
Plays	79	68
Avg. / Play	7.1	8.0
Fumbles - Lost	2-1	2-1
Penalties - Yds.	4-35	7-53
Punts - Yds.	4-159	3-146
Avg. / Punt	39.8	48.7
Inside 20	2	0
50+ Yds.	0	2
Touchbacks	0	1
Fair Catch	2	0
Kickoffs - Yds.	9-545	6-259
Avg. Yds. / Kickoff	60.6	43.2
Touchbacks	4	0
Punt Returns: Total - Yds. - TDs	2-19-0	1-77-1
Punt: Avg. / Return	9.5	77.0
Kickoff: Total - Yds. - TDs	2-20-0	5-91-0
Kickoff: Avg. / Return	10.0	18.2
INT: Total - Yds. - TDs	1-16-0	0-0-0
Fumble: Total - Yds. - TDs	0-0-0	1-2-0
Misc. Yards	0	0
Poss. Time	34:34	25:26
3rd. Down Conv.	8 of 15	6 of 15
4th. Down Conversions	0 of 0	3 of 5
Red-Zone: Scores - Chances	5-5	3-4
Sacks: Total - Yds.	1-9	5-37
PAT: Total - Made	4-5	5-6
Field Goals: Total - Made	2-2	0-0
Points off turnovers	14	0

Game 10

#1 LSU	**58**	**November 16, 2019**
Ole Miss	**37**	**Vaught-Hemingway Stadium**
		Oxford, Miss.
		53,797

LSU

RUSHING	Att.	Gain	Lost	Net	TD	Long
Clyde Edwards-Helaire	176	4	172	1	49	
Joe Burrow	9	41	15	26	0	15
John Emery Jr.	3	21	0	21	0	9
Tyrion Davis-Price	3	8	0	8	1	4
Team	1	0	2	-2	0	0

PASSING	Att.	Comp	Int	Yds	TD	Long	Sacks
Joe Burrow	32	42	2	489	5	61	3

RECEIVING	No.	Yds.	TD	Long
Ja'Marr Chase	8	227	3	61
Justin Jefferson	9	112	2	48
Thaddeus Moss	5	63	0	23
Terrace Marshall Jr.	4	32	0	11
Racey McMath	1	32	0	32
Clyde Edwards-Helaire	4	22	0	12
Tyrion Davis-Price	1	1	0	1

FIELD GOALS	Att.	Made	Long	KICKS
Cade York	3	4	52	Made: 33, 27, 52 Missed: 48

	Punts			Kickoffs			Interceptions		
ALL RETURNS	No.	Yds.	Lg.	No.	Yds.	Lg.	No.	Yds.	Lg.
Jontre Kirklin	0	0	0	1	0	0	0	0	0
Tory Carter	0	0	0	1	0	0	0	0	0
Kary Vincent Jr.	0	0	0	0	0	0	1	40	40

Ole Miss

RUSHING	Att.	Gain	Lost	Net	TD	Long
John Rhys Plumlee	21	217	5	212	4	60
Jerrion Ealy	13	143	2	141	0	49
Snoop Conner	8	45	0	45	0	12
Matt Corral	1	6	0	6	0	6
Elijah Moore	1	0	2	-2	0	0

PASSING	Att.	Comp	Int.	Yds.	TD	Long	Sacks
John Rhys Plumlee	9	16	0	123	0	30	0
Matt Corral	6	11	1	89	1 55	0	

RECEIVING	No.	Yds.	TD	Long
Elijah Moore	9	143	1	55
Octavious Cooley	1	29	0	29
Dannis Jackson	2	24	0	19
Jerrion Ealy	1	9	0	9
Tylan Knight	2	7	0	4

FIELD GOALS	Att.	Made	Long	KICKS
Luke Logan	1	0	--	Missed: 38

PUNTING	No.	Yds.	Avg.	Long	I20	TB
Mac Brown	3	132	44.0	50	0	2

	Punts			Kickoffs			Interceptions		
ALL RETURNS	No.	Yds.	Lg.	No.	Yds.	Lg.	No.	Yds.	Lg.
Tylan Knight	0	0	0	1	30	30	0	0	0
Deantre Prince	0	0	0	0	0	0	1	0	0
Keidron Smith	0	0	0	0	0	0	1	0	0

LSU Shatters Records in 58-37 Victory at Ole Miss

Joe Burrow set LSU's single-season passing record and tossed five touchdowns, as top-ranked LSU built a 31-7 halftime lead and held off Ole Miss, 58-37, on Saturday evening at Vaught-Hemingway Stadium. Burrow, LSU's senior quarterback, completed 32-of-42 passes for a career-best 489 yards to give the Tigers a 10th win in 2019. In the process, he broke Rohan Davey's 2001 yardage record (3,347) and stands at 3,687 through 10 games. Burrow, who had the second-most yards in game in LSU history, saw his favorite targets - wide receivers **Ja'Marr Chase** and **Justin Jefferson** - each eclipse 1,000 yards on the season during the contest. The duo became the third in SEC history to reach the milestone, joining LSU's Jarvis Landry and Odell Beckham Jr. in 2013, and Florida's Jabar Gaffney and Reche Caldwell in 2001. Burrow completed a school-record 17-straight passes - including his last 16 of the first half - for 244 yards. Chase caught eight passes for 227 yards - fourth-most in LSU history - and became the first Tiger to record three-straight 100-yard games since Michael Clayton in 2003. With three touchdowns tonight, Chase set LSU's single-season record with 13. Jefferson had a team-high nine catches for 112 yards with two touchdowns, while tight end **Thaddeus Moss** added five catches for 63 yards. Running back **Clyde Edwards-Helaire** added his third-straight 100-yard game with career-best 172 yards on 23 carries with a touchdown. LSU's 714 yards of total offense is its second-most in program history and most against an SEC opponent. The most by LSU was 746 against Rice in 1977. The teams combined for 1,328 yards, third most in an SEC game in history.

Scoring	1	2	3	4	F
LSU	14	17	13	14	48
Ole Miss	0	7	16	14	37

LSU	1Q	12:56	34 yd pass from Burrow to Chase (York kick)
LSU	1Q	1:22	4 yd run by Davis-Price (York kick)
LSU	2Q	14:09	51 yd pass from Burrow to Chase (York kick)
LSU	2Q	8:27	12 yd pass from Burrow to Jefferson (York kick)
OM	2Q	5:40	5 yd run by Rhys Plumlee (Logan kick)
LSU	2Q	0:05	33 yd field goal by York
OM	3Q	14:29	46 yd run by Rhys Plumlee (2 pt. conv.)
LSU	3Q	8:19	27 yd field goal by York
OM	3Q	7:46	60 yd run by Rhys Plumlee (2 pt. conv.)
LSU	3Q	6:50	7 yd pass from Burrow to Jefferson (York kick)
LSU	3Q	3:25	52 yd field goal by York
OM	4Q	13:26	35 yd run by Rhys Plumlee (Logan kick)
LSU	4Q	5:11	61 yd pass from Burrow to Chase (York kick)
OM	4Q	3:19	55 yd pass from Corral to Moore (Logan kick)
LSU	4Q	3:08	49 yd run by Edwards-Helaire (York kick)

Team Stats	LSU	OM
First Downs	35	26
Rushing	13	17
Passing	20	9
Penalty	2	0
Net Yards Rushing	225	402
Attempts	39	44
Avg. Per Rush	5.8	9.1
Rushing TDs	2	4
Yds. Gained	246	411
Yds. Lost	21	9
Net Yards Passing	489	212
Comp.-Att.-Int.	32-42-2	15-27-1
Avg. / Att.	11.6	7.9
Avg. / Comp.	15.3	14.1
TDs	5	1
Total Yards	714	614
Plays	81	71
Avg. / Play	8.8	8.6
Fumbles - Lost	1-0	0-0
Penalties - Yds.	4-35	5-50
Punts - Yds.	0-0	3-132
Avg. / Punt	0	44.0
Inside 20	0	0
50+ Yds.	0	1
Touchbacks	0	2
Fair Catch	0	0
Kickoffs - Yds.	11-662	5-197
Avg. Yds. / Kickoff	60.2	39.4
Touchbacks	8	0
Punt Returns: Total - Yds. - TDs	0-0-0	0-0-0
Punt: Avg. / Return	0	0
Kickoff Returns: Total - Yds. - TDs	2-0-0	1-30-0
Kickoff: Avg. / Return	0.0	30.0
INT: Total - Yds. - TDs	1-40-0	2-0-0
Fumble: Total - Yds. - TDs	0-0-0	0-0-0
Misc. Yards	0	0
Poss. Time	32:51	27:09
3rd. Down Conv.	7 of 12	2 of 11
4th. Down Conversions	1 of 1	1 of 4
Red-Zone: Scores - Chances	5-6	1-1
Sacks: Total - Yds.	0-0	3-15
PAT: Total - Made	7-7	3-3
Field Goals: Total - Made	3-4	0-1
Points off turnovers	3	7

Game 11

Arkansas	**20**	**November 23, 2019**
#1 LSU	**56**	**Tiger Stadium**
		Baton Rouge, La.
		101,173

LSU

RUSHING	Att.	Gain	Lost	Net	TD	Long
Clyde Edwards-Helaire	6	188	0	188	3	89
John Emery	2	42	0	42	1	39
Joe Burrow	4	29	5	24	0	22
Myles Brennan	1	4	0	4	0	4
Chris Curry	1	1	0	1	0	1
Tyrion Davis-Price	2	2	1	1	1	2

PASSING	Att.	Comp	Int	Yds	TD	Long	Sacks
Joe Burrow	23	28	0	327	3	50	0
Myles Brennan	2	4	0	25	0	16	0

RECEIVING	No.	Yds.	TD	Long
Ja'Marr Chase	6	144	2	50
Thaddeus Moss	4	68	0	30
Clyde Edwards-Helaire	7	65	0	15
Justin Jefferson	4	27	1	10
Racey McMath	2	27	0	16
Terrace Marshall Jr.	1	12	0	12
John Emery	1	9	0	9

FIELD GOALS	Att.	Made	Long	KICKS
N/A				

PUNTING	No.	Yds.	Avg.	Long	I20	TB
Zach Von Rosenberg	3	111	37.0	44	1	0

	Punts			Kickoffs			Interceptions		
ALL RETURNS	No.	Yds.	Lg.	No.	Yds.	Lg.	No.	Yds.	Lg.
N/A									

Arkansas

RUSHING	Att.	Gain	Lost	Net	TD	Long
Rakeem Boyd	13	43	10	33	0	11
Jack Lindsey	3	31	1	30	0	30
TJ Hammonds	5	26	0	26	0	15
A'Montae Spivey	4	10	0	10	0	7
Devwah Whaley	5	13	5	8	1	8
Treylon Burks	1	7	0	7	0	7
KJ Jefferson	12	27	27	0	0	10

PASSING	Att.	Comp	Int.	Yds.	TD	Long	Sacks
KJ Jefferson	7	14	0	105	0	38	3
Jack Lindsey	3	4	0	51	1	24	0
Nick Starkel	3	10	0	34	0	17	0

RECEIVING	No.	Yds.	TD	Long
Treylon Burks	3	80	0	38
Mike Woods	3	47	1	24
Rakeem Boyd	2	27	0	29
John David White	2	27	0	14
Hudson Henry	2	17	0	14
KJ Jefferson	1	-8	0	0

FIELD GOALS	Att.	Made	Long	KICKS
Connor Limpert	3	2	47	Made: 24, 47 Missed: 45

PUNTING	No.	Yds.	Avg.	Long	I20	TB
Sam Loy	7	292	41.7	57	4	0

	Punts			Kickoffs			Interceptions		
ALL RETURNS	No.	Yds.	Lg.	No.	Yds.	Lg.	No.	Yds.	Lg.
Treylon Burks	0	0	0	1	16	16	0	0	0

Quick Strikes Keep No. 1 LSU Perfect, 56-20 Over Hogs

With a relentless up-tempo offensive attack, No. 1-ranked LSU scored 49-unanswered points and defeated Arkansas, 56-20, on Saturday night in Tiger Stadium. LSU, 11-0 for the third time in school history (1958, 2011), improved to 7-0 in SEC play and earned a berth in the SEC Championship game. In 2 1/2 quarters of action, LSU senior quarterback **Joe Burrow** completed 23-of-28 passes for 327 yards and three touchdowns, including a 50-yarder to wide receiver **Ja'Marr Chase** on Burrow's final play of the contest with 7:48 left in the third quarter. Chase led the Tigers with six catches for 144 yards, while running back **Clyde Edwards-Helaire** continued to show off his versatility. The Doak Walker Award semifinalist and Hornung Award finalist had seven catches for 65 yards - all in the first half - and ran only six times for 188 yards and three touchdowns. Needing one yard for 100 on the evening, he took advantage of his last touch of the game, sprinting through the line, down the right sideline, eluding a tackler at 25, and high-stepped for an 89-yard touchdown. It was the fifth-longest rushing touchdown in LSU history. Burrow, who has touchdown passes in 15-straight games, became the fourth SEC quarterback to surpass 4,000 passing yards in a season and moved to third in league history with 41 touchdown passes. Edwards-Helaire became the 14th Tiger to rush for 1,000 yards in a season. Defensively, LSU had 11 tackles for loss including four by safety **JaCoby Stevens**, who had all three of LSU's sacks. Linebacker **Jacob Phillips** led the Tigers with 12 tackles.

Scoring	1	2	3	4	F
Arkansas	3	3	0	14	20
LSU	7	21	21	7	56

LSU	1Q	12:33	37 yd pass from Burrow to Chase (York kick)
AR	1Q	3:39	24 yd field goal by Limpert
AR	2Q	9:43	47 yd field goal by Limpert
LSU	2Q	7:38	2 yd run by Davis-Price (York kick)
LSU	2Q	3:17	27 yd run by Edwards-Helaire (York kick)
LSU	2Q	0:14	10 yd pass from Burrow to Jefferson (York kick)
LSU	3Q	7:48	50 yd pass from Burrow to Chase (York kick)
LSU	3Q	5:47	26 yd run by Edwards-Helaire (York kick)
LSU	3Q	2:58	89 yd run by Edwards-Helaire York kick)
LSU	4Q	14:52	39 yd run by Emery (York kick)
AR	4Q	8:35	24 yd pass from Lindsey to Woods (Limpert kick)
AR	4Q	7:02	2 yd run by Whaley (Limpert kick)

Team Stats	AR	LSU
FIRST DOWNS	19	25
Rushing	6	7
Passing	11	16
Penalty	2	2
Rushing Yards	114	260
Attempts	43	16
Avg. Per Rush	2.7	16.3
Rushing TDs	1	5
Yds. Gained	157	266
Yds. Lost	43	6
Passing Yards	190	352
Comp.-Att.-Int.	13-28-0	25-32-0
Avg. / Att.	6.8	11.0
Avg. / Comp.	14.6	14.1
TDs	1	3
Total Yards	304	612
Plays	71	48
Avg. / Play	4.3	12.8
Fumbles - Lost	0-0	1-1
Penalties - Yds.	7-50	5-63
Punts - Yds.	7-292	3-111
Avg. / Punt	41.7	37.0
Inside 20	4	1
50+ Yds.	1	0
Touchbacks	0	0
Fair Catch	4	1
Kickoffs - Yds.	4-168	9-440
Avg. Yds. / Kickoff	42.0	48.9
Touchbacks	1	6
Punt Returns: Total - Yds. - TDs	0-0-0	0-0-0
Punt Returns: Avg. / Return	0	0
Kickoff Returns: Total - Yds. - TDs	1-16-0	0-0-0
Kickoff Returns: Avg. / Return	16.0	0
INT Returns: Total - Yds. - TDs	0-0-0	0-0-0
Fumble: Total - Yds. - TDs	0-0-0	0-0-0
Misc. Yards	0	0
Poss. Time	40:29	19:31
3rd. Down Conv.	5 of 17	2 of 5
4th. Down Conversions	1 of 1	0 of 0
Red-Zone: Scores - Chances	2-2	2-2
Sacks: Total - Yds.	0-0	3-26
PAT: Total - Made	2-2	8-8
Field Goals: Total - Made	2-3	0-0
Points off turnovers	0	0

Game 12

Texas A&M	**7**	**November 30, 2019**
#1 LSU	**50**	**Tiger Stadium**
		Baton Rouge, La.
		102,218

LSU

RUSHING	Att.	Gain	Lost	Net	TD	Long
Clyde Edwards-Helaire	18	89	2	87	1	18
Tyrion Davis-Price	7	25	1	24	1	10
Chris Curry	4	15	0	15	0	11
Joe Burrow	6	28	19	9	0	14
John Emery Jr.	2	4	0	4	0	4
Team	2	0	11	-11	0	0

PASSING	Att.	Comp	Int	Yds	TD	Long	Sacks
Joe Burrow	23	32	0	352	3	78	3
Myles Brennan	2	4	0	73	1	58	0
Team	0	0	0	0	0	0	1

RECEIVING	No.	Yds.	TD	Long
Ja'Marr Chase	7	197	2	78
Racey McMath	2	67	1	58
Just. Jefferson	6	55	1	15
Clyde Edwards-Helaire	4	49	0	26
Terrace Marshall	3	34	0	14
Derrick Dillon	2	17	0	15
Tyrion Davis-Price	1	6	0	6

FIELD GOALS	Att.	Made	Long	KICKS
Cade York	2	2	51	MADE: 51, 50

PUNTING	No.	Yds.	Avg.	Long	I20	TB
Zach Von Rosenberg	4	175	43.8	52	3	0

	Punts			Kickoffs			Interceptions		
ALL RETURNS	No.	Yds.	Lg.	No.	Yds.	Lg.	No.	Yds.	Lg.
Clyde Edwards-Helaire	0	0	0	1	15	15	0	0	0
Trey Palmer	0	0	0	1	11	11	0	0	0
JaCoby Stevens	0	0	0	0	0	0	1	0	0
Kary Vincent	0	0	0	0	0	0	1	0	0
Grant Delpit	0	0	0	0	0	0	1	0	0

Texas A&M

RUSHING	Att.	Gain	Lost	Net	TD	Long
Isaiah Spiller	11	72	6	66	1	26
Braden Mann	1	15	0	15	0	15
James Foster	2	2	3	-1	0	2
Kellen Mond	12	45	53	-8	0	18

PASSING	Att.	Comp	Int.	Yds.	TD	Long	Sacks
Kellen Mond	10	30	3	92	0	45	5
James Foster	1	4	0	5	0	5	1

RECEIVING	No.	Yds.	TD	Long
Isaiah Spiller	3	45	0	45
Jhamon Ausbon	2	22	0	16
Quartney Davis	2	15	0	13
Jalyn Wydermyer	3	13	0	5
Ryan Renick	1	2	0	2

FIELD GOALS	Att.	Made	Long	KICKS
N/A				

PUNTING	No.	Yds.	Avg.	Long	I20	TB
Braden Mann	7	352	50.3	62	3	2

	Punts			Kickoffs			Interceptions		
ALL RETURNS	No.	Yds.	Lg.	No.	Yds.	Lg.	No.	Yds.	Lg.
Ainias Smith	1	21	21	0	0	0	0	0	0

Perfect Finale: No. 1 LSU Finishes 12-0 with 50-7 Win

On Senior Night, the most prolific quarterback in LSU history took his final bow on Saturday Night in Death Valley by setting a pair of SEC passing records. LSU's **Joe Burrow** threw for 352 yards and three touchdowns, as top-ranked LSU posted its most lopsided victory in the 58-game series history with Texas A&M, 50-7, to finish the regular season 12-0. Meanwhile, LSU's defense put forth its most complete performance of the season while holding Texas A&M to seven points, 169 total yards, and 2-of-13 on third down while coming up with a safety and six sacks for the first time in three seasons. The Tigers intercepted Kellen Mond three times, as the Aggies quarterback managed only 10-of-30 passing for 92 yards. Burrow, the Heisman Memorial Trophy front-runner, broke Kentucky quarterback Tim Couch's 1998 single-season passing yards SEC record (4,275), and tied Drew Lock's (Missouri) 2017 passing touchdowns record with his 44th of the season. Burrow, who has 4,366 passing yards this season, left to a standing ovation with 12 minutes remaining in the game. He also moved to second on LSU's career passing yards list with 7,257 - trailing only four-year starter Tommy Hodson (9,115). LSU wide receiver **Ja'Marr Chase** continued to be nearly impossible to defend, as the sophomore caught seven passes for 197 yards and two touchdowns. It was Chase's eighth 100-yard game in 11 appearances this season, as he moved to second on LSU's single-season receiving yards list behind SEC record holder Josh Reed with 1,457 yards. **Clyde Edwards-Helaire** scored his 16th rushing touchdown of the season while running for 87 yards on 18 carries. He also caught four passes for 49 yards.' Wide receiver **Justin Jefferson** also scored for LSU - a 12-yard catch in the 21-0 first quarter - and finished with six catches for 55 yards. Jefferson moved to second on LSU's single-season receptions list with 81 in 2019, trailing only Josh Reed (94 in 2001). Burrow's backup, **Myles Brennan**, tossed his first touchdown of the 2019 season when he connected with tight end **Racey McMath** for a 58-yard catch-and-run in the fourth quarter.

Scoring	1	2	3	4	F
TAMU	0	0	7	0	7
LSU	21	10	10	9	50

LSU	1Q	12:50	5 yd run by Edwards-Helaire (York kick)
LSU	1Q	7:00	12 yd pass from Burrow to Jefferson (York kick)
LSU	1Q	1:47	78 yd pass from Burrow to Chase (York kick)
LSU	2Q	10:46	4 yd run by Davis-Price (York kick)
LSU	2Q	5:58	51 yd kick by York
LSU	3Q	7:25	50 yd kick by York
TAMU	3Q	4:13	1 yd run by Spiller (Small kick)
LSU	3Q	1:31	18 yd pass from Burrow to Chase (York kick)
LSU	4Q	10:36	58 yd pass from Brennan to McMath (York kick)
LSU	4Q	3:32	Team Safety

Team Stats	TAMU	LSU
First Downs	12	31
Rushing	7	10
Passing	3	19
Penalty	2	2
Net Yards Rushing	72	128
Attempts	26	39
Avg. Per Rush	2.8	3.3
Rushing TDs	1	2
Yds. Gained	134	161
Yds. Lost	62	33
Net Yards Passing	97	425
Comp.-Att.-Int.	11-34-3	25-36-0
Avg. / Att.	2.9	11.8
Avg. / Comp.	8.8	17.0
TDs	0	4
Total Yards	169	553
Plays	60	75
Avg. / Play	2.8	7.4
Fumbles - Lost	1-0	0-0
Penalties - Yds.	9-61	9-72
Punts - Yds.	7-352	4-175
Avg. / Punt	50.3	43.8
Inside 20	3	3
50+ Yds.	4	1
Touchbacks	2	0
Fair Catch	1	2
Kickoffs - Yds.	3-197	9-585
Avg. Yds. / Kickoff	65.7	65.0
Touchbacks	1	9
Punt Returns: Total - Yds. - TDs	1-21-0	0-0-0
Punt Returns: Avg. / Return	21.0	0
Kickoff Returns: Total - Yds. - TDs	0-0-0	2-26-0
Kickoff Returns: Avg. / Return	0	13.0
INT Returns: Total - Yds. - TDs	0-0-0	3-0-0
Fumble Returns: Total - Yds. - TDs	0-0-0	0-0-0
MISCELLANEOUS	0	0
Poss. Time	25:22	34:38
3rd. Down Conv.	2 of 13	4 of 11
4th. Down Conversions	1 of 3	1 of 1
Red-Zone: Scores - Chances	1-2	4-4
Sacks: Total - Yds.	4-29	6-48
PAT: Total - Made	1-1	6-6
Field Goals: Total - Made	0-0	2-2
Points off Turnovers	0	10

Game 13

#4 Georgia	**10**	**December 7, 2019**
#1 LSU	**37**	**Mercedes-Benz Stadium**
		Atlanta, Ga.
		74,150

LSU

RUSHING	Att.	Gain	Lost	Net	TD	Long
Clyde Edwards-Helaire	15	58	1	57	0	20
Joe Burrow	11	53	12	41	0	17
Chris Curry	5	26	0	26	0	9
Tyrion Davis-Price	4	10	0	10	0	4
Team	1	0	2	-2	0	0

PASSING	Att.	Comp	Int	Yds	TD	Long	Sacks
Joe Burrow	28	38	0	349	4	71	2

RECEIVING	No.	Yds.	TD	Long
Just. Jefferson	7	115	1	71
T. Marshall	5	89	2	41
C. Ed.-Helaire	7	61	0	24
Ja'Marr Chase	3	41	1	23
Joe Burrow	1	16	0	16
Thaddeus Moss	2	12	0	6
Derrick Dillon	2	11	0	6
Racey McMath	1	4	0	4

FIELD GOALS	Att.	Made	Long	KICKS
Cade York	4	3	50	MADE: 41, 28, 50 MISSED: 48

PUNTING	No.	Yds.	Avg.	Long	I20	TB
Zach Von Rosenberg	2	90	45.0	51	0	0

	Punts			Kickoffs			Interceptions		
ALL RETURNS	No.	Yds.	Lg.	No.	Yds.	Lg.	No.	Yds.	Lg.
Derek Stingley	0	0	0	0	0	0	2	17	17

Georgia

RUSHING	Att.	Gain	Lost	Net	TD	Long
Brian Herrien	8	24	0	24	0	9
James Cook	5	23	0	23	0	14
D'Andre Swift	2	13	0	13	0	13
Zamir White	5	9	4	5	0	5
Jake Fromm	5	16	20	-4	0	14

PASSING	Att.	Comp	Int.	Yds.	TD	Long	Sacks
Jake Fromm	20	42	2	225	1	21	3
Stetson Bennett	0	1	0	0	0	0	0

RECEIVING	No.	Yds.	TD	Long
George Pickens	4	54	1	19
D. Robertson	4	52	0	21
Tyler Simmons	3	40	0	19
Brian Herrien	3	23	0	15
D'Andre Swift	3	18	0	8
Charlie Woerner	1	16	0	16
James Cook	1	11	0	11
D. Blaylock	1	11	0	11

FIELD GOALS	Att.	Made	Long	KICKS
Rodrigo Blankenship	3	1	39	MADE: 39 MISSED: 52, 37

PUNTING	No.	Yds.	Avg.	Long	I20	TB
Braden Mann	4	195	48.8	66	1	2

	Punts			Kickoffs			Interceptions		
ALL RETURNS	No.	Yds.	Lg.	No.	Yds.	Lg.	No.	Yds.	Lg.
N/A									

No. 1 LSU Wins 12th SEC Title in Rout of Bulldogs, 37-10

Led by **Joe Burrow's** four touchdown passes, No. 1-ranked LSU won its 12th SEC Championship, 37-10, over No. 4 Georgia on Saturday at Mercedes-Benz Stadium. In head coach Ed Orgeron's third full season in Baton Rouge, LSU improved to 13-0 and solidified its place in the College Football Playoff Semifinals to be held Dec. 28. The Tigers beat five top-10 teams along the way and brought the league's trophy back to Baton Rouge for the first time since 2011. Burrow, the odds-on favorite to win the Heisman Trophy next Saturday in New York, was named the game's Most Valuable Player after completing 28-of-38 passes for 349 yards and four touchdowns. His footwork and escapability allowed him to lead LSU in rushing for most of the contest (41 yards), and he also caught a deflect pass that he threw for a 16-yard gain. In a contest played 70 miles from Georgia's Athens campus, only the vocal minority of LSU faithful remained in the stands as confetti rained over the purple and gold Tigers. The Tigers improved to 5-1 in SEC Championship games since the current format started in 1992. Wide receiver **Justin Jefferson** led LSU with 115 yards on seven catches with a touchdown, becoming the 10th LSU player to amass 2,000 career receiving yards. Versatile running back **Clyde Edwards-Helaire** ran for 57 yards and caught seven passes for 61 more. Wide receiver **Terrace Marshall Jr.** caught touchdown passes of 7 and 4 yards, finishing the evening with five catches for 89 yards. **Ja'Marr Chase** battled through illness to catch three passes for 41 yards including a 23-yard touchdown from Burrow on the Tigers' first drive. LSU cornerback **Derek Stingley Jr.** continued to remind the nation not to throw his way, as the freshman had a pair of interceptions in the second and third quarters. Safety **JaCoby Stevens** led the Tigers with seven tackles, while Thorpe Award finalist **Grant Delpit**, and linebackers **Patrick Queen** and **K'Lavon Chaisson** each had sacks of Georgia quarterback Jake Fromm.

Scoring	1	2	3	4	F
UGA	0	3	0	7	10
LSU	14	3	17	3	37

LSU	1Q	9:09	23 yd pass from Burrow to Chase (York kick)
LSU	1Q	0:12	7 yd pass from Burrow to Marshall (York kick)
UGA	2Q	11:28	39 yd field goal by Blankenship
LSU	2Q	2:22	41 yd field goal by York
LSU	3Q	8:20	26 yd field goal by York
LSU	3Q	2:18	4 yd pass from Burrow to Marshall (York kick)
LSU	3Q	0:45	8 yd pass from Burrow to Jefferson (York kick)
UGA	4Q	11:41	2 yd pass from Fromm to Pickens (Blenkenship kick)
LSU	4Q	7:41	50 yd field goal by York

Team Stats	UGA	LSU
First Downs	20	26
Rushing	4	10
Passing	13	15
Penalty	3	1
Net Rushing Yards	61	132
Attempts	25	36
Avg. Per Rush	2.4	3.7
Rushing TDs	0	0
Yds. Gained	85	147
Yds. Lost	24	15
Net Passing Yards	225	349
Comp.-Att.-Int.	20-43-2	28-38-0
Avg. / Att.	5.2	9.2
Avg. / Comp.	11.3	12.5
TDs	1	4
Total Offense Yards	286	481
Plays	68	74
Avg. / Play	4.2	6.5
Fumbles - Lost	0-0	0-0
Penalties - Yds.	3-17	5-45
Punts - Yds.	4-195	2-90
Avg. / Punt	48.8	45.0
Inside 20	1	0
50+ Yds.	2	1
Touchbacks	2	0
Fair Catch	0	2
Kickoffs - Yds.	3-183	8-520
Avg. Yds. / Kickoff	61.0	65.0
Touchbacks	2	8
Punt Returns: Total - Yds. - TDs	0-0-0	0-0-0
Punt Returns: Avg. / Return	0	0
Kickoff Returns: Total - Yds. - TDs	0-0-0	0-0-0
Kickoff Returns: Avg. / Return	0	0
INT: Total - Yds. - TDs	0-0-0	2-17-0
Fumble: Total - Yds. - TDs	0-0-0	0-0-0
Misc. Yards	0	0
Poss. Time	26:22	33:38
3rd. Down Conv.	3 of 13	9 of 16
4th. Down Conversions	3 of 3	0 of 0
Red-Zone: Scores - Chances	1-2	4-4
Sacks: Total - Yds.	2-12	3-20
PAT: Total - Made	1-1	4-4
Field Goals: Total - Made	1-3	3-4
Points off Turnovers	0	7

Game 14

#4 Oklahoma	**28**	**December 28, 2019**
#1 LSU	**63**	**Mercedes-Benz Stadium**
		Atlanta, Ga.
		78,347

LSU

RUSHING	Att.	Gain	Lost	Net	TD	Long
Chris Curry	16	90	1	89	0	20
Tyrion Davis-Price	4	25	0	25	0	8
Joe Burrow	5	27	5	22	1	12
Clyde Edwards-Helaire	2	14	0	14	0	14
John Emery Jr.	3	7	1	6	1	6
Ja'Marr Chase	1	5	0	5	0	5
Team	1	0	1	-1	0	0

PASSING	Att.	Comp	Int	Yds	TD	Long	Sacks
Joe Burrow	29	39	0	493	7	62	1
Myles Brennan	3	3	0	39	0	17	0

RECEIVING	No.	Yds.	TD	Long
Justin Jefferson	14	227	4	42
Thaddeus Moss	4	99	1	62
Terrace Marshall	6	80	2	32
Ja'Marr Chase	2	61	0	39
Derrick Dillon	2	22	0	12
Racey McMath	1	17	0	17
Chris Curry	1	9	0	9
Steph. Sullivan	1	9	0	9
Tory Carter	1	8	0	8

FIELD GOALS	Att.	Made	Long	KICKS
Cade York	1	0	N/A	MISSED: 46

PUNTING	No.	Yds.	Avg.	Long	I20	TB
Zach Von Rosenberg	1	24	34.0	34	0	0

	Punts			Kickoffs			Interceptions		
ALL RETURNS	No.	Yds.	Lg.	No.	Yds.	Lg.	No.	Yds.	Lg.
Jontre Kirklin	0	0	0	1	20	20	0	0	0
Kary Vincent	0	0	0	0	0	0	1	0	0

Oklahoma

RUSHING	Att.	Gain	Lost	Net	TD	Long
Jalen Hurts	14	57	14	43	2	12
Kennedy Brooks	10	36	1	35	1	8
Spencer Rattler	1	8	0	8	0	8
Jeremiah Hall	1	8	0	8	0	8
T.J. Pledger	2	3	0	3	1	2

PASSING	Att.	Comp	Int.	Yds.	TD	Long	Sacks
Jalen Hurts	15	31	1	217	0	51	2
Spencer Rattler	1	3	0	8	0	8	0

RECEIVING	No.	Yds.	TD	Long
CeeDee Lamb	4	119	0	51
Drake Stoops	2	28	0	19
Jadon Haselwood	3	25	0	11
Theo Wease	1	21	0	21
Austin Stogner	1	12	0	12
Charleston Rambo	1	9	0	9
Jeremiah Hall	1	5	0	5
Brayden Willis	1	3	0	3
Nick Basquine	1	3	0	3
T.J. Pledger	1	0	0	0

FIELD GOALS	Att.	Made	Long	KICKS
N/A				

PUNTING	No.	Yds.	Avg.	Long	I20	TB
Reeves Mundschau	5	219	43.8	56	1	1

	Punts			Kickoffs			Interceptions		
ALL RETURNS	No.	Yds.	Lg.	No.	Yds.	Lg.	No.	Yds.	Lg.
Rambo, C.	0	0	0	1	33	33	0	0	0

Burrow, Jefferson Lead LSU to CFP Title Game, 63-28

Heisman Trophy winning quarterback **Joe Burrow** tied an NCAA record with seven first-half touchdown passes, as top-ranked LSU imposed its will on No. 4 Oklahoma to advance to the College Football Playoff National Championship, 63-28, in the 2019 Chick-fil-A Peach Bowl. LSU (14-0) earned its first College Football Playoff National Championship berth in the sixth season of the current format. The Tigers will face No. 3-seed Clemson in the title game scheduled for Jan. 13 at 7 p.m. CT in New Orleans. LSU has won three football national championships (1958, 2003, 2007). LSU's road to the national championship game hasn't come easy, as the Tigers recorded a record sixth victory over an AP Top-10 opponent in 2019. Burrow, who won virtually every major college football award earlier this month, finished 29-of-39 passing for 493 yards and an SEC-record tying seven touchdowns - all in the first half. He added another rushing touchdown in the second half, as LSU built a 49-14 halftime advantage and never looked back. With 71 passing touchdowns in two seasons in Baton Rouge, Burrow also passed Tommy Hodson (1986-89) for LSU's career record. Four of Burrow's touchdown passes were caught by junior wide receiver **Justin Jefferson**, who finished with 14 catches for 227 yards. **Terrace Marshall Jr.** added six receptions for 80 yards and two touchdowns, while **Thaddeus Moss** catch four passes for 99 yards including a 62-yard touchdown catch-and-run. With leading rusher **Clyde Edwards-Helaire** being used sparingly due to an injury, LSU turned to running back **Chris Curry**, who led LSU with 90 yards on 16 carries. The Tigers outgained Oklahoma (12-2), 692-322, and set countless program postseason, Peach Bowl, New Year's Six and CFP records along the way. Defensively, LSU was led by linebacker's **Jacob Phillips** (eight tackles; now 105 in 2019), **Patrick Queen** (eight tackles, 1.5 for loss), and defensive MVP **K'Lavon Chaisson** who had six tackles including two sacks. LSU held Oklahoma quarterback Jalen Hurts to 15-of-31 passing for 217 yards with an interception by **Kary Vincent Jr.**. Hurts ran 14 times for 43 yards and two touchdowns. Wide receiver CeeDee Lamb led the Sooners with four catches for 119 yards including a 51-yard reception.

Scoring	1	2	3	4	F
Oklahoma	7	7	7	7	28
LSU	21	28	7	7	63

LSU	1Q	12:03	19 yd pass from Burrow to Jefferson (York kick)
OU	1Q	7:34	3 yd run from Kennedy (Brkic kick)
LSU	1Q	4:24	8 yd pass from Burrow to Marshall (York kick)
LSU	1Q	1:16	35 yd pass from Burrow to Jefferson (York kick)
LSU	2Q	12:13	42 yd pass from Burrow to Jefferson (York kick)
LSU	2Q	9:17	30 yd pass from Burrow to Jefferson (York kick)
OU	2Q	4:45	2 yd run bu Hurts (Brkic kick)
LSU	2Q	4:18	62 yd pass from Burrow to Moss (York kick)
LSU	2Q	0:50	2 yd pass from Burrow to Marshall (York kick)
LSU	3Q	10:11	3 yd run by Burrow (York kick)
OU	3Q	4:19	12 yd run bu Hurts (Brkic kick)
OU	4Q	9:39	1 yd run by Pledger (Brkic kick)
LSU	4Q	3:59	6 yd run by Emery (York kick)

Team Stats	OU	LSU
First Downs	16	31
Rushing	5	10
Passing	9	20
Penalty	2	1
Net Yards Rushing	97	160
Attempts	28	32
Avg. Per Rush	3.5	5.0
Rushing TDs	4	2
Yds. Gained	112	168
Yds. Lost	15	8
Net Yards Passing	225	532
Comp.-Att.-Int.	16-34-1	32-42-0
Avg. / Att.	6.6	12.7
Avg. / Comp.	14.1	16.6
TDs	0	7
Net Offense	322	692
Plays	62	74
Avg. / Play	5.2	9.4
Fumbles - Lost	0-0	2-0
Penalties - Yds.	8-62	4-49
Punts - Yds.	5-219	1-34
Avg. / Punt	43.8	34.0
Inside 20	1	0
50+ Yds.	1	0
Touchbacks	1	0
Fair Catch	2	0
Kickoffs Total - Yds.	5-294	10-645
Avg. Yds. / Kickoff	58.8	64.5
Touchbacks	3	9
Punt Returns: Total - Yds. - TDs	0-0-0	0-0-0
Punt Returns: Avg. / Return	0	0
Kickoff Returns: Total - Yds. - TDs	1-33-0	1-20-0
Kickoff Returns: Avg. / Return	33.0	20.0
INT Returns: Total - Yds. - TDs	0-0-0	1-0-0
Fumble Returns: Total - Yds. - TDs	0-0-0	0-0-0
Misc. Yards	0	0
Poss. Time	27:02	32:58
3rd. Down Conv.	5 of 13	6 of 11
4th. Down Conversions	2 of 3	2 of 2
Red-Zone: Scores - Chances	4-4	5-5
Sacks: Total - Yds.	1-5	2-12
PAT: Total - Made	4-4	9-9
Field Goals: Total - Made	0-0	0-1
Points off turnovers	0	7

LSU Record Book - Rushing



Kevin Faulk



Leonard Fournette



Dalton Hilliard

ATTEMPTS

GAME

1.	43	Charles Alexander vs. Wyoming (231 yards)	1977
2.	41	Charles Alexander vs. Tulane (199 yards)	1977
3.	40	Charles Alexander vs. Florida (156 yards)	1977
4.	39	Dalton Hilliard vs. Tulane (179)	1985
5.	37	Derrius Guice vs. Texas A&M (285 yards)	2016
6.	36	Kevin Faulk vs. Arkansas (138 yards)	1996
	36	Dalton Hilliard vs. Florida State (183 yards)	1982
8.	34	Rondell Mealey vs. Notre Dame (233 yards)	1997
9.	32	Leonard Fournette vs. Texas A&M (159 yards)	2015
	32	Joseph Addai vs. Florida (156 yards)	2005
	32	Kevin Faulk vs. Mississippi State (177 yards)	1996
	32	Charles Alexander vs. Indiana (144 yards)	1978
	32	Art Cantrelle vs. Auburn (95 yards)	1970

SEASON

1.	311	Charles Alexander (1,686 yards)	1977
2.	300	Leonard Fournette (1,953 yards)	2015
3.	281	Charles Alexander (1,172 yards)	1978
4.	258	Dalton Hilliard (1,134 yards)	1985
5.	254	Dalton Hilliard (1,268 yards)	1984
6.	249	Stevan Ridley (1,147 yards)	2010
7.	248	Kevin Faulk (1,282 yards)	1996
8.	247	Art Cantrelle (892 yards)	1970
9.	240	Nick Brossette (1,039 yards)	2018
10.	237	Derrius Guice (1,251 yards)	2017
--	**199**	**Clyde Edwards-Helaire (1,304 yards)**	**2019**

CAREER

1.	882	Dalton Hilliard (4,050 yards)	1982-85
2.	856	Kevin Faulk (4,557 yards)	1995-98
3.	855	Charles Alexander (4,035 yards)	1975-78
4.	616	Leonard Fournette (3,830 yards)	2014-16
5.	588	Harvey Williams (2,860 yards)	1986-90
6.	578	Terry Robiskie (2,517 yards)	1973-76
7.	511	LaBrandon Toefield (2,149 yards)	2000-02
8.	491	Garry James (2,217 yards)	1982-85
9.	490	Joseph Addai (2,576 yards)	2001-05
10.	471	Derrius Guice (3,074 yards)	2015-17

ATTEMPTS PER GAME

SEASON

1.	28.3	Charles Alexander (311 • 11 games)	1977
2.	25.6	Charles Alexander (281 • 11 games)	1978
3.	25.0	Leonard Fournette (300 • 12 games)	2015
4.	23.5	Dalton Hilliard (258 • 11 games)	1985
5.	23.1	Dalton Hilliard (254 • 11 games)	1984
6.	22.8	Kevin Faulk (205 • 9 games)	1997
7.	22.6	Kevin Faulk (248 • 11 games)	1996
8.	22.5	Art Cantrelle (247 • 11 games)	1970
9.	20.8	Kevin Faulk (229 • 11 games	1998
10.	20.4	Terry Robiskie (224 • 11 games)	1976

CAREER

1.	20.88	Kevin Faulk (856 • 41 games)	1995-98
2 .	20.02	Dalton Hilliard (882 • 44 games)	1982-85
3.	19.43	Charles Alexander (855 • 44 games)	1975-78
4.	19.25	Leonard Fournette (616 • 32 games)	2014-16
5.	16.54	Art Cantrelle (397 • 24 games)	1969-71
6.	16.48	LaBrandon Toefield (511 • 31 games)	2000-02
7.	15.00	Jeremy Hill (345 • 23 games)	2012-13
8.	14.70	Harvey Williams (588 • 40 games)	1986-90
9.	14.10	Terry Robiskie (578 • 41 games)	1973-76
10.	13.95	Jimmy Taylor (279 • 20 games)	1956-57

YARDS

GAME

1.	285	Derrius Guice vs. Texas A&M (37 att.)	2016
2.	284	Leonard Fournette vs. Ole Miss (16 att.)	2016
3.	276	Derrius Guice at Ole Miss (22 att.)	2017
4.	252	Derrius Guice vs. Arkansas (21 att.)	2016
5.	250	Alley Broussard vs. Ole Miss (26 att.)	2004
6.	246	Kevin Faulk vs. Houston (21 att.)	1996
7.	244	Leonard Fournette vs. Syracuse (26 att.)	2015
8.	237	Charles Alexander vs. Oregon (31 att.)	1977
9.	234	Kevin Faulk vs. Michigan State (25 att.)	1995
10.	233	Leonard Fournette vs. E. Michigan (26 att.)	2015

SEASON

1.	1,953	Leonard Fournette (300 att.)	2015
2.	1,686	Charles Alexander (311 att.)	1977
3.	1,401	Jeremy Hill (203 att.)	2013
4.	1,387	Derrius Guice (183 att.)	2016
5.	**1,304**	**Clyde Edwards-Helaire (199 att.)**	**2019**
6.	1,282	Kevin Faulk (248 att.)	1996
7.	1,279	Kevin Faulk (2e29 att.)	1998
8.	1,268	Dalton Hilliard (254 att.)	1984
9.	1,251	Derrius Guice (237 att.)	2017
10.	1,174	Charles Scott (217 att.)	2008

CAREER

1.	4,557	Kevin Faulk (41 games)	1995-98
2.	4,050	Dalton Hilliard (44 games)	1982-85
3.	4,035	Charles Alexander (44 games)	1975-78
4.	3,830	Leonard Fournette (32 games)	2014-16
5.	3,074	Derrius Guice (36 games)	2015-17
6.	2,860	Harvey Williams (40 games)	1986-90
7.	2,576	Joseph Addai (51 games)	2001-05
8.	2,517	Terry Robiskie (42 games)	1973-76
9.	2,317	Charles Scott (43 games)	2006-09
10.	2,238	Rondell Mealey (46 games)	1996-99

YARDS PER GAME

SEASON (MIN. 7 GAMES)

1.	162.8	Leonard Fournette (1,953 • 12 games)	2015
2.	153.3	Charles Alexander (1,686 • 11 games)	1977
3.	127.1	Kevin Faulk (1,144 • 9 games)	1997
4.	120.4	Leonard Fournette (843 • 7 games)	2016
5.	116.8	Jeremy Hill (1,401 • 12 games)	2013
6.	116.5	Kevin Faulk (1,282 • 11 games)	1996
7.	116.3	Kevin Faulk (1,279 • 11 games)	1998
8.	115.6	Derrius Guice (1,387 • 12 games)	2016
9.	115.3	Dalton Hilliard (1,268 • 11 games)	1984
10.	111.9	Steve Van Buren (1,007 • 9 games)	1943

CAREER (MIN. 20 GAMES)

1.	119.7	Leonard Fournette (3,830 • 32 games)	2014-16
2.	111.1	Kevin Faulk (4,557 • 41 games)	1995-98
3.	93.7	Jeremy Hill (2,156 • 23 games)	2012-13
4.	92.0	Dalton Hilliard (4,050 • 44 games)	1982-85
5.	91.7	Charles Alexander (4,035 • 44 games)	1975-78
6.	85.4	Derrius Guice (3,074 • 36 games)	2015-17
7.	71.5	Harvey Williams (2,860 • 40 games)	1986-90
8.	69.3	LaBrandon Toefield (2,149 • 31 games)	2000-02
9.	68.5	Art Cantrelle (1,644 • 24 games)	1969-71
10.	65.7	Jimmy Taylor (1,314 • 20 games)	1956-57

YARDS PER RUSH

GAME (MIN. 10 RUSHES)

1.	19.60	Harvey Williams vs. Rice (10/196)	1987
2.	17.75	Leonard Fournette vs. Ole Miss (16/284)	2016
3.	17.45	Billy Baggett vs. Ole Miss (11/192)	1950
4.	13.69	Kevin Faulk vs. Idaho (13/178)	1998
5.	13.09	Leonard Fournette vs. Notre Dame (11/144)	2014
6.	12.55	Derrius Guice at Ole Miss (22/276)	2017
7.	12.00	Derrius Guice at Arkansas (21/252)	2016
	12.00	Leonard Fournette vs. Auburn (19/228)	2015
9.	11.83	Lee Hedges vs. Tulane (12/142)	1949
10.	11.79	Harvey Williams vs. Ole Miss (14/165)	1987

GAME (MIN. 15 RUSHES)

1.	17.75	Leonard Fournette vs. Ole Miss (16/284)	2016
2.	12.55	Derrius Guice at Ole Miss (22/276)	2017
3.	12.00	Derrius Guice at Arkansas (21/252)	2016
	12.00	Leonard Fournette vs. Auburn (19/228)	2015
5.	11.71	Kevin Faulk vs. Houston (21/246)	1996
6.	11.17	Justin Vincent vs. Georgia (18/201)	2003
7.	10.59	Kevin Faulk vs. Arkansas State (17/180)	1998
8.	10.13	Derrius Guice vs. Southern Miss (16/162)	2016
9.	10.06	Derrius Guice vs. South Carolina (16/161)	2015
10.	10.00	Charles Scott vs. Appalachian St. (16/160)	2008

GAME (MIN. 40 RUSHES)

1.	5.37	Charles Alexander vs. Wyoming (43/231)	1977
2.	4.85	Charles Alexander vs. vs. Tulane (41/199)	1977

GAME (MIN. 30 RUSHES)

1.	7.70	Derrius Guice vs. Texas A&M (37/285)	2016
2.	7.65	Charles Alexander vs. Oregon (31/237)	1977

SEASON (MIN. 150 RUSHES)

1.	7.579	Derrius Guice (183/1,387)	2016
2.	6.901	Jeremy Hill (203/1,401)	2013
3.	**6.553**	**Clyde Edwards-Helaire (199/1304)**	**2019**
4.	6.510	Leonard Fournette (300/1,953)	2015

LSU Record Book - Rushing



Terry Robiskie



Charles Scott



Harvey Williams

5.	6.500	Harvey Williams (154/1,001)	1987
6.	6.500	Justin Vincent (154/1,001)	2003
7.	5.855	Steve Van Buren (172/1,007)	1943
8.	5.652	Charles Alexander (155/876)	1976
9.	5.585	Kevin Faulk (229/1,279)	1998
10.	5.580	Kevin Faulk (205/1,144)	1997

SEASON (MIN. 200 RUSHES)

1.	6.901	Jeremy Hill (203/1,401)	2013
2.	6.510	Leonard Fournette (300/1,953)	2015
3.	5.585	Kevin Faulk (229/1,279)	1998
4.	5.580	Kevin Faulk (205/1,144)	1997
5.	5.421	Charles Alexander (311/1,686)	1977
6.	5.410	Charles Scott (217/1,174)	2008
7.	5.278	Derrius Guice (237/1,251)	2017
8.	5.169	Kevin Faulk (248/1,282)	1996
9.	4.992	Dalton Hilliard (254/1,268)	1984
10.	4.987	Terry Robiskie (224/1,117)	1976

CAREER (MIN. 400 RUSHES)

1.	6.53	Derrius Guice (471/3074)	2015-17
2.	6.22	Leonard Fournette (616,3830)	2014-16
3.	5.46	Charles Scott (424/2,317)	2006-09
4.	5.32	Kevin Faulk (856/4,557)	1995-98
5.	5.26	Joseph Addai (490/2,577)	2001-05

YARDS BY A QUARTERBACK

GAME

1.	142	Alvin Dark vs. Ole Miss (11 att.)	1942
2.	139	Paul Lyons at Wisconsin (19 att.)	1971
3.	133	Carl Trimble vs. Colorado (8 att.)	1974
4.	119	Anthony Jennings at Texas A&M (14 att.)	2014
5.	118	Nelson Stokley vs. Kentucky (15 att.)	1965
6.	114	Lynn Amedee vs. Tulane (12 att.)	1961
7.	101	Herb Tyler vs. Ole Miss (17 att.)	1997
8.	**100**	**Joe Burrow at Texas A&M (29 att.)**	**2018**
	100	Jordan Jefferson vs. Tennessee (5 att.)	2010

SEASON

1.	450	Jordan Jefferson	2010
2.	449	Nelson Stokley	1965
3.	433	Alvin Dark	1942
4.	412	Fred Haynes	1966
5.	**399**	**Joe Burrow**	**2018**
6.	398	David Woodley	1978
7.	394	Paul Lyons	1971
8.	362	Alan Risher	1980
9.	348	Marcus Randall	2002
10.	**310**	**Joe Burrow**	**2019**

CAREER

1.	1,018	Jordan Jefferson	2008-11
2.	938	Lee Hedges	1949-51
3.	890	Fred Haynes	1966-68
4.	829	David Woodley	1976-79
5.	821	Nelson Stokley	1965-67
6.	778	Herb Tyler	1995-98
7.	**709**	**Joe Burrow**	**2018-present**
8.	671	Paul Lyons	1970-72
9.	617	Marcus Randall	2001-04
10.	542	Alan Risher	1980-82

TOUCHDOWNS RUSHING

GAME

1.	5	Kevin Faulk vs. Kentucky	1997
2.	4	Derrius Guice vs. Texas A&M	2016
	4	Leonard Fournette vs. Texas Tech	2015
	4	LaBrandon Toefield vs. Utah State	2001
	4	Rondell Mealey vs. New Mexico State	1996
	4	Harvey Williams vs. Miami (Ohio)	1990
	4	Dalton Hilliard vs. Kentucky	1984
	4	Charles Alexander vs. Oregon	1977
9.	3	By many	
	Last:	**Clyde Edwards-Helaire vs. Arkansas**	**2019**

SEASON

1.	22	Leonard Fournette	2015
2.	19	LaBrandon Toefield	2001
3.	18	Charles Scott	2008
4.	17	Charles Alexander	1977
5.	**16**	**Clyde Edwards-Helaire**	**2019**
	16	Jeremy Hill	2013
7.	15	Derrius Guice	2016
	15	Kevin Faulk	1997
	15	Stevan Ridley	2010
10.	14	Nick Brossette	2018
	14	Dalton Hilliard	1985
	14	Charles Alexander	1978

CAREER

1.	46	Kevin Faulk	1995-98
2.	44	Dalton Hilliard	1982-85
3.	40	Leonard Fournette	2014-16
	40	Charles Alexander	1975-78
5.	32	Charles Scott	2006-09
6.	29	Derrius Guice	2015-17
	29	Rondell Mealey	1996-99
	29	Terry Robiskie	1973-76
9.	28	Jeremy Hill	2012-13
10.	27	Kenny Hilliard	2011-14
	27	Harvey Williams	1986-90
	27	Garry James	1982-85
--	**23**	**Clyde Edwards-Helaire**	**2017-present**

RUSHING TDS BY A QUARTERBACK

GAME

1.	**3**	**Joe Burrow vs. Texas A&M**	**2018**
	3	Herb Tyler vs. Kentucky	1998
	3	David Woodley vs. Tulane	1978
	3	Paul Lyons at Wisconsin	1971
	3	Nelson Stokley vs. Tulane	1967
6.	2	22 occasions	
	Last:	**Joe Burrow vs. Georgia**	**2018**

SEASON

1.	**7**	**Joe Burrow**	**2018**
	7	Jordan Jefferson	2010
	7	Herb Tyler	1998
	7	Herb Tyler	1997
	7	Herb Tyler	1996
	7	Jeff Wickersham	1983
	7	David Woodley	1979
8.	6	Alan Risher	1980
	6	Steve Ensminger	1977
	6	Paul Lyons	1971
	6	Nelson Stokley	1967
	6	Nelson Stokley	1965

CAREER

1.	23	Herb Tyler	1995-98
2.	15	David Woodley	1977-79
3.	13	Alan Risher	1980-82
	13	Nelson Stokley	1965-67
5.	12	Jordan Jefferson	2008-11
6.	**11**	**Joe Burrow**	**2018-Present**
7.	10	Steve Ensminger	1976-79
8.	9	Jeff Wickersham	1982-85
9.	8	Bert Jones	1970-72
	8	Mike Hillman	1967-69

LONGEST RUSHING TOUCHDOWNS

1.	96	Derrius Guice vs. Arkansas	2016
2.	94	Sal Nicolo vs. Rice	1952
	94	Jesse Fatheree vs. Georgia	1935
4	90	Cotton Milner vs. Auburn	1936
5.	**89**	**Clyde Edwards-Helaire vs. Arkansas**	**2019**
	89	Leonard Fournette vs. Notre Dame	2014
7.	88	Adrian Dodson vs. Tulane	1940
8.	87	Leonard Fournette vs. South Carolina	2015
	87	Jacob Hester vs. Louisiana Tech	2007
	87	Justin Vincent vs. Georgia	2003
11.	86	Jeff Burkett vs. Georgia Navy	1942
12.	83	Jordan Jefferson vs. Tennessee	2010
13.	81	Kevin Faulk vs. Idaho	1998
	81	Ripper Rowan vs. Alabama	1944
15.	80	Kevin Faulk vs. Houston	1996

200-YARD GAMES

SEASON

1.	4	Leonard Fournette	2015
2.	2	Derrius Guice	2016
	2	Charles Alexander	1977

CAREER

1.	5	Leonard Fournette	2014-16
2.	4	Kevin Faulk	1995-98
3.	3	Derrius Guice	2015-17
4.	2	Charles Alexander	1975-78

100-YARD GAMES

SEASON

1.	10	Leonard Fournette	2015
	10	Charles Alexander	1977
3.	8	Steve Van Buren	1943
4.	7	Jeremy Hill	2013
	7	Kevin Faulk	1996
	7	Charles Alexander	1978
7.	**6**	**Clyde Edwards-Helaire**	**2019**
	6	Derrius Guice	2016
	6	Charles Scott	2008
	6	Kevin Faulk	1997
	6	Dalton Hilliard	1984

LSU Record Book - Rushing



Jacob Hester



Joseph Addai



Garry James

100-YARD GAMES

CAREER

1.	22	Kevin Faulk	1995-98
2.	20	Charles Alexander	1975-78
3.	19	Leonard Fournette	2014-16
	19	Dalton Hilliard	1982-85
5.	12	Derrius Guice	2015-17
6.	11	Jeremy Hill	2012-13
7.	**8**	**Clyde Edwards-Helaire**	**2017-present**
	8	Charles Scott	2006-09
	8	Rondell Mealey	1996-99
	8	Harvey Williams	1986-90
	8	Steve Van Buren	1941-43

200-YARD RUSHING GAMES (21)

NAME	OPPONENT	YARDS (ATT.)
Derrius Guice	Texas A&M, 2016	285 (37)
Leonard Fournette	Ole Miss, 2016	284 (16)
Derrius Guice	Ole Miss, 2017	276 (22)
Derrius Guice	Arkansas, 2016	252 (21)
Alley Broussard	Ole Miss, 2004	250 (26)
Kevin Faulk	Houston, 1996	246 (21)
Leonard Fournette	Syracuse, 2015	244 (26)
Charles Alexander	Oregon, 1977	237 (31)
Kevin Faulk	Michigan State, 1995*	234 (25)
Leonard Fournette	E. Michigan, 2015	233 (26)
Cecil Collins	Auburn, 1997	232 (27)
Charles Alexander	Wyoming, 1977	231 (43)
Leonard Fournette	Auburn, 2015	228 (19)
Rondell Mealey	Notre Dame, 1997*	222 (34)
Jeremy Hill	Iowa, 2013*	216 (28)
Harvey Williams	Kentucky, 1990	214 (28)
Terry Robiskie	Rice, 1976	214 (30)
Leonard Fournette	Texas Tech, 2015*	212 (29)
Kevin Faulk	Kentucky, 1997	212 (28)
Justin Vincent	Georgia, 2003	201 (18)
Kevin Faulk	Alabama, 1998	201 (30)

100-YARD RUSHING GAMES (289)

NAME	OPPONENT	YARDS (ATT.)
Charles Alexander	Tulane, 1977	199 (41)
Charles Alexander	Stanford, 1977 *	197 (31)
Harvey Williams	Rice, 1987	196 (10)
Billy Baggett	Ole Miss, 1950	192 (11)
Clyde Edwards-Helaire	**Arkansas, 2019**	**188 (6)**
Jeremy Hill	Auburn, 2013	184 (25)
LaBrandon Toefield	Utah State, 2001	183 (27)
Dalton Hilliard	Florida State, 1982	183 (36)
Charles Alexander	Vanderbilt, 1977	183 (26)
Harvey Williams	Tulane, 1987	181 (19)
Leonard Fournette	Florida, 2015	180 (31)
Kevin Faulk	Arkansas State, 1998	180 (17)
Cecil Collins	Akron, 1997	179 (20)
Kevin Faulk	Idaho, 1998	178 (13)
Dalton Hilliard	Tulane, 1985	174 (39)
LaBrandon Toefield	Arkansas, 2001	173 (30)
Clyde Edwards-Helaire	**Ole Miss, 2019**	**172 (23)**
Kevin Faulk	Ole Miss, 1997	172 (25)
Cecil Collins	Mississippi State, 1997	172 (22)
Kevin Faulk	Mississippi State, 1995	171 (23)
Jimmy Taylor	Tulane, 1957	171 (19)
Kevin Faulk	Mississippi State, 1996	170 (32)
Dalton Hilliard	East Carolina, 1985	170 (26)
Charles Alexander	Florida, 1977	170 (31)
Jimmy Taylor	Arkansas, 1956	170 (20)
Kevin Faulk	Alabama, 1997	168 (27)
Dalton Hilliard	Wichita State, 1984	166 (17)
Garry James	Tulane, 1982	166 (18)
Harvey Williams	Ole Miss, 1987	165 (14)
Dalton Hilliard	Kentucky, 1984	164 (31)
Derrius Guice	Missouri, 2016	163 (17)
Derrius Guice	Southern Miss, 2016	162 (16)
Derrius Guice	South Carolina, 2015	161 (16)
Rondell Mealey	Houston, 1996	161 (14)
Charles Scott	Appalachian State, 2008	160 (16)
Kevin Faulk	North Texas, 1995	160 (19)
Steve Van Buren	Texas A&M, 1943*	160 (22)
Leonard Fournette	Mississippi State, 2015	159 (28)
Leonard Fournette	Texas A&M, 2015	159 (32)
Stevan Ridley	Vanderbilt, 2010	159 (17)
Kevin Faulk	Ole Miss, 1995	159 (23)
Leonard Fournette	South Carolina, 2015	158 (20)
Rondell Mealey	San Jose State, 1999	158 (24)
Jeremy Hill	Mississippi State, 2013	157 (16)
Joseph Addai	Florida, 2005	156 (32)
Charles Alexander	Florida, 1978	156 (40)
Charles Alexander	Tulane, 1978	156 (28)
Brad Davis	South Carolina, 1973	156 (25)
Derrius Guice	Jacksonville State, 2016	155 (19)
Charles Alexander	Rice, 1977	155 (16)
Don Schwab	Tulane, 1963	154 (20)
Dalton Hilliard	Vanderbilt, 1984	152 (25)
Charles Alexander	Vanderbilt, 1976	152 (17)
Dalton Hilliard	Colorado State, 1985	151 (25)
Leonard Fournette	Western Kentucky, 2015	150 (26)
Terrence Magee	Texas A&M, 2013	149 (13)
Kevin Faulk	Tulane, 1996	148 (27)
Jessie Myles	Florida, 1980	148 (21)
Derrius Guice	Arkansas, 2017	147 (21)
Leonard Fournette	Mississippi State, 2016	147 (28)
Charles Alexander	Ole Miss, 1978	147 (28)
Leonard Fournette	Texas A&M, 2014	146 (19)
Clyde Edwards-Helaire	**Georgia, 2018**	**145 (19)**
Jeremy Hill	Arkansas, 2013	145 (20)
Dalton Hilliard	Arizona, 1984	145 (29)
Jim Dousay	Tulane, 1967	145 (29)
Charles Scott	Georgia, 2008	144 (21)
Charles Alexander	Indiana, 1978	144 (32)
Charles Alexander	Rice, 1978	144 (24)
Steve Van Buren	Georgia, Sept. 1943	144 (25)
Leonard Fournette	Notre Dame, 2014 *	143 (11)
Jeremy Hill	Furman, 2013	143 (14)
Brad Davis	Alabama, 1973	143 (17)
Jermaine Sharp	Tulane, 1994	142 (15)
Dalton Hilliard	North Carolina, 1985	142 (31)
Lee Hedges	Tulane, 1949	142 (12)
Alvin Dark • QB	Ole Miss, 1942	142 (11)
Kenny Hilliard	North Texas, 2012	141 (13)
Charles Scott	Mississippi State, 2008	141 (27)
Charles Alexander	Utah, 1976	141 (22)
Leonard Fournette	Florida, 2014	140 (27)
Odell Beckham Sr.	Tulane, 1991	140 (23)
Billy Cannon	Alabama, 1957	140 (8)
Paul Lyons • QB	Wisconsin, 1971	139 (19)
Derrius Guice	Louisville, 2016 *	138 (26)
Leonard Fournette	Wisconsin, 2016	138 (23)
Kevin Faulk	Arkansas, 1997	138 (28)
Kevin Faulk	Kentucky, 1996	138 (21)
Charles Alexander	Ole Miss, 1976	138 (16)
Jeff Burkett	Georgia Navy, 1942	138 (14)
Nick Brossette	Southeastern La., 2018	137 (19)
Clyde Edwards-Helaire	**Auburn, 2019**	**136 (26)**
Clyde Edwards-Helaire	**Louisiana Tech, 2018**	**136 (20)**
Harvey Williams	Tulane, 1990	136 (27)
Charles Alexander	Mississippi State, 1977	136 (29)
Don Schwab	Florida, 1964	136 (19)
Kevin Faulk	Vanderbilt, 1997	135 (31)
Clyde Edwards-Helaire	**Florida, 2019**	**134 (13)**
Robert Davis	Texas A&M, 1992	134 (15)
Harvey Williams	Georgia, 1986	133 (24)
Dalton Hilliard	Tulane, 1984	133 (24)
Dalton Hilliard	Oregon State, 1982	133 (18)
Charles Alexander	Missouri, 1978 *	133 (24)
Carl Otis Trimble • QB	Colorado, 1974	133 (8)
Charles Scott	Auburn, 2008	132 (21)
Harvey Williams	Georgia, 1990	132 (24)
Steve Van Buren	ASTU, 1943	132 (43)
Rondell Mealey	Kentucky, 1997	131 (13)
Darrel Williams	Missouri, 2016	130 (21)
Joseph Addai	Miami (Fla.), 2005*	130 (24)
Jermaine Sharp	South Carolina, 1994	130 (23)
Dan Sandifer	Texas A&M, 1945	130 (11)
LaBrandon Toefield	Kentucky, 2001	129 (28)
Rondell Mealey	Auburn, 1997	129 (12)
Jermaine Sharp	Mississippi State, 1994	129 (23)
Terry Robiskie	Ole Miss, 1976	129 (24)
Dalton Hilliard	Florida State, 1983	128 (20)
Garry James	Oregon State, 1982	128 (12)
Derrius Guice	Texas A&M, 2017	127 (28)
Terrence Magee	Kentucky, 2014	127 (9)
Jeremy Hill	Texas A&M, 2012	127 (17)
Justin Vincent	Auburn, 2003	127 (14)
Dalton Hilliard	Florida, 1982	127 (26)
Jacob Hester	Arkansas, 2007	126 (28)
Keiland Williams	Virginia Tech, 2007	126 (7)
Terry Robiskie	Kentucky, 1976	126 (24)
Adrian Dodson	Holy Cross, 1940	126 (26)
Nick Brossette	Miami, 2018	125 (22)
Kevin Faulk	Arkansas, 1996	125 (36)
James Jacquet	Ole Miss, 1991	125 (13)
Levi Johns	Ole Miss, 1953	125 (16)
Jeremy Hill	Clemson, 2012*	124 (12)
Jeremy Hill	South Carolina, 2012	124 (17)
Shyrone Carey	Western Illinois, 2003	124 (21)
Dalton Hilliard	Mississippi State, 1985	124 (22)
Alfred Blue	North Texas, 2012	123 (16)
Stevan Ridley	Tennessee, 2010	123 (22)
Kevin Faulk	Mississippi State, 1998	123 (24)
Dalton Hilliard	Ole Miss, 1982	123 (23)
Charles Alexander	Wake Forest, 1978	123 (31)
Leroy Labat	Mississippi State, 1951	123 (29)
Gene Knight	Ole Miss, 1945	123 (13)
Derrius Guice	BYU, 2017	122 (27)
Leonard Fournette	New Mexico State, 2014	122 (18)
Domanick Davis	Mississippi State, 2002	122 (18)
Domanick Davis	Illinois, 2001*	122 (28)
Garry James	Wichita State, 1984	122 (21)
Billy Cannon	Tennessee, 1959	122 (22)
Jeremy Hill	Florida, 2013	121 (19)
Rondell Mealey	New Mexico State, 1996	121 (12)
Dalton Hilliard	Washington, 1983	121 (21)
Dalton Hilliard	South Carolina, 1983	121 (24)

LSU Record Book - Rushing







Rondell Mealey

Hokie Gajan	Rice, 1978	121 (21)
Ebert Van Buren	Texas A&M, 1949	121 (14)
Jacob Hester	Tennessee, 2007	120 (23)
LaBrandon Toefield	Auburn, 2001	120 (29)
LaBrandon Toefield	Tennessee, 2000	120 (15)
Anthony Jennings • QB	Texas A&M, 2014	119 (14)
Alfred Blue	Western Kentucky, 2011	119 (9)
LaBrandon Toefield	Mississippi State, 2000	119 (26)
Chris Dantin	Rice, 1972	119 (23)
Rondell Mealey	North Texas, 1999	118 (13)
Dalton Hilliard	Notre Dame, 1984	118 (13)
Dalton Hilliard	Tulane, 1983	118 (28)
Hokie Gajan	Rice, 1979	118 (19)
Allen Shorey	Alabama, 1969	118 (26)
Tommy Allen	Kentucky, 1967	118 (19)
Nelson Stokley • QB	Kentucky, 1965	118 (15)
Steve Van Buren	TCU, 1943	118 (23)
Nick Brosette	UCF, 2018*	117 (29)
Jeremy Hill	Kent State, 2013	117 (11)
Justin Vincent	Oklahoma, 2003*	117 (16)
Kevin Faulk	Ole Miss, 1996	117 (28)
Gene Lang	Mississippi State, 1980	117 (11)
Charles Alexander	Indiana, 1977	117 (24)
Brad Davis	Tulane, 1974	117 (23)
Art Cantrelle	Ole Miss, 1970	117 (25)
Billy Cannon	Tulane, 1958	117 (15)
Jimmy Taylor	Ole Miss, 1957	117 (15)
Albin Collins	Mississippi State, 1947	117 (17)
Kenny Hilliard	Idaho, 2012	116 (11)
Stevan Ridley	West Virginia, 2010	116 (20)
Keiland Williams	Louisiana Tech, 2009	116 (15)
Eddie Fuller	Tennessee, 1988	116 (18)
Garry James	Florida State, 1982	116 (20)
Jacob Hester	Louisiana Tech, 2007	115 (11)
Chris Dantin	Wisconsin, 1972	115 (27)
Eddie Ray	Tulane, 1969	115 (21)
Johnny Robinson	Tennessee, 1959	115 (17)
Jerry Marchand	Tulane, 1952	115 (13)
Charles Scott	Tulane, 2008	114 (12)
Kevin Faulk	Vanderbilt, 1996	114 (19)
Eddie Fuller	Ole Miss, 1988	114 (21)
Lynn Amedee • QB	Tulane, 1961	114 (12)
Levi Johns	Arkansas, 1955	114 (15)
Steve Van Buren	Texas A&M, 1943	114 (22)
Leonard Fournette	Ole Miss, 2014	113 (23)
Domanick Davis	South Carolina, 2002	113 (26)
Art Cantrelle	Texas A&M, 1970	113 (26)
Dan Sandifer	Miami (Fla.), 1946	113 (11)
Bill Montgomery	Ole Miss, 1945	113 (11)
Steve Van Buren	Rice, 1943	113 (19)
Charles Scott	Tulane, 2009	112 (18)
Justin Vincent	Arkansas, 2003	112 (18)
Vincent Gonzales	Florida, 1955	112 (23)
LaBrandon Toefield	Miami (Ohio), 2002	111 (17)
Jermaine Sharp	Arkansas, 1994	111 (9)
Levi Johns	Texas Tech, 1954	111 (21)
James Roshto	Alabama, 1951	111 (11)
Kenny Hilliard	Wisconsin, 2014	110 (18)
Eddie Fuller	Ohio, 1989	110 (8)
Charles Alexander	Alabama, 1977	110 (22)
Steve Van Buren	Georgia, Oct. 1943	110 (22)
Spencer Ware	Florida, 2011	109 (24)
Joseph Addai	Arizona State, 2005	109 (16)
Alley Broussard	Iowa, 2004*	109 (13)
Domanick Davis	North Texas, 1999	109 (17)
Terry Robiskie	South Carolina, 1975	109 (26)

Stevan Ridley

Joe Labruzzo	TCU, 1963	109 (12)
Sal Nicolo	Rice, 1952	109 (4)
Leonard Fournette	Ole Miss, 2015	108 (25)
Terrence Magee	Kent State, 2013	108 (9)
Terrence Magee	Furman, 2013	108 (7)
Alley Broussard	South Carolina, 2003	108 (19)
Kevin Faulk	Notre Dame, 1998	108 (31)
Billy Cannon	Kentucky, 1958	108 (12)
Earl Gros	Mississippi State, 1961	108 (14)
Jeremy Hill	Alabama, 2012	107 (29)
Spencer Ware	Mississippi State, 2011	107 (22)
Keiland Williams	Notre Dame, 2006*	107 (14)
Joseph Addai	Ole Miss, 2004	107 (14)
Terry Robiskie	Vanderbilt, 1976	107 (17)
Clyde Edwards-Helaire	**Vanderbilt, 2019**	**106 (14)**
Darrel Williams	Texas A&M, 2017	106 (12
Jacob Hester	Florida, 2007	106 (23)
Alley Broussard	Louisiana Tech, 2003	106 (16)
Domanick Davis	Ole Miss, 2000	106 (25)
Odell Beckham Sr.	Colorado State, 1992	106 (7)
Sam Martin	Georgia, 1986	106 (11)
Hokie Gajan	Florida State, 1979	106 (24)
Steve Rogers	Tulane, 1974	106 (22)
Jim Benglis	Texas A&M, 1971	106 (6)
Bill Schroll	Rice, 1947	106 (10)
Jabbo Stell	Loyola, 1937	106 (11)
Joseph Addai	Auburn, 2005	105 (24)
Stevan Ridley	Texas A&M, 2010*	105 (24)
Justin Vincent	Ole Miss, 2003	105 (22)
Kevin Faulk	Notre Dame, 1997	105 (26)
Jerry Murphree	Florida, 1977	105 (25)
Joe Labruzzo	Mississippi State, 1965	105 (15)
Jerry Marchand	Arkansas, 1953	105 (21)
Clyde Edwards-Helaire	**Alabama, 2019**	**104 (20)**
Jay Johnson	Ole Miss, 1993	104 (15)
Hokie Gajan	Kentucky, 1979	104 (20)
Don Schwab	Tulane, 1964	104 (20)
Jimmy Taylor	Oklahoma A&M, 1956	104 (12)
Darrel Williams	Ole Miss, 2017	103 (22)
Rondell Mealey	Akron, 1997	103 (15)
Gene Knight	Miami (Fla.), 1946	103 (18)
Bill Montgomery	Georgia Tech, 1945	103 (17)
Derrius Guice	Chattanooga, 2017	102 (15)
Kenny Hilliard	Arkansas, 2011	102 (19)
Spencer Ware	Texas A&M, 2010*	102 (10)
Charles Scott	North Texas, 2008	102 (7)
Joseph Addai	Vanderbilt, 2005	102 (24)
Justin Vincent	Arkansas State, 2004	102 (13)
Kendall Cleveland	Arkansas, 1995	102 (24)
Eddie Ray	Alabama, 1969	102 (16)
Jim Dousay	Mississippi State, 1967	102 (19)
Don Schwab	Mississippi State, 1964	102 (22)
Danny LeBlanc	Kentucky, 1963	102 (23)
Don Schwab	TCU, 1963	102 (16)
O.K. Ferguson	Florida, 1955	102 (24)
Zollie Toth	Ole Miss, 1949	102 (18)
Leonard Fournette	Auburn, 2016	101 (16)
Alfred Blue	Washington, 2012	101 (14)
Charles Scott	Tulane, 2006	101 (15)
Herb Tyler • QB	Ole Miss, 1997	101 (17)
Arthur Cantrelle	Wisconsin, 1971	101 (11)
Edward Campbell	North Carolina, 1961	101 (10)
Billy Baggett	Vanderbilt, 1950	101 (19)
Steve Van Buren	Georgia Tech, 1943	101 (14)
Sulcer Harris	Louisiana Tech, 1941	101 (9)
Joe Burrow • QB	**Texas A&M, 2018**	**100 (29)**

LaBrandon Toefield

Jordan Jefferson • QB	Tennessee, 2010	100 (5)
Harvey Williams	Florida State, 1990	100 (22)
Joe Labruzzo	Kentucky, 1965	100 (14)
Vincent Gonzales	Texas Tech, 1954	100 (18)
Bill Montgomery	Georgia, 1945	100 (11)

* - Denotes bowl game





100 Yard History

Darrel Williams became the first player in LSU history to record 100 yards rushing and receiving in the same game when he accomplished the feat in the 40-24 win over Ole Miss on Oct. 21, 2017 in Oxford, Miss. Williams put his name in the record books that night with 103 rushing yards and 105 receiving yards on four catches, which included a 63-yard reception.

LSU Record Book - Rushing



Charles Alexander



Derrius Guice



Justin Vincent

CONSECUTIVE 100-YARD RUSHING GAMES

1.	9	Leonard Fournette	2014-15	146 vs. Texas A&M, 143 vs. Notre Dame*, 159 at #25 Mississippi State, 228 vs. #18 Auburn, 244, at Syracuse, 233 vs. Eastern Michigan, 158 vs. South Carolina, 180 vs. #8 Florida, 150 vs. Western Kentucky
	9	Charles Alexander	1977-78	110 vs. #2 Alabama, 136 vs. Mississippi State, 199 at Tulane, 231 vs. Wyoming, 197 vs. Stanford*, 144 vs. Indiana, 123 vs. Wake Forest, 144 at Rice, 156 at Florida
3.	7	Leonard Fournette	2015-16	108 at #22 Ole Miss, 159 vs. Texas A&M, 212 vs. Texas Tech*, 138 vs. Wisconsin, 147 vs. Mississippi State, 101 at Auburn, 284 vs. #23 Ole Miss
	7	Steve Van Buran	1943	144 vs. Georgia, 113 vs. Rice, 114 vs. Texas A&M, 132 vs. Louisiana Army (STU) 110 vs. Georgia, 118 vs. TCU, 101 vs. Georgia Tech
5.	5	Kevin Faulk	1997	172 vs. Ole Miss, 212 at Kentucky, 168 at Alabama, 105 vs. Notre Dame, 138 vs. Arkansas
6.	**4**	**Clyde Edwards-Helaire**	**2019**	**136 vs. #9 Auburn, 104 at No. 3 Alabama, 172 at Ole Miss, 188 vs. Arkansas**
	4	Derrius Guice	2016-17	285 at Texas A&M, 138 vs. Louisville*, 122 vs. BYU, 102 vs Chattanooga
	4	Charles Scott	2008	160 vs. Appalachian State, 102 vs. North Texas, 132 at #10 Auburn, 141 vs. Mississippi State
	4	Justin Vincent	2003	105 at Ole Miss, 112 vs. Arkansas, 201 vs. #5 Georgia^, 117 vs. #1 Oklahoma*
10.	3	Jeremy Hill	2012	124 vs. #3 South Carolina, 127 at #20 Texas A&M, 107 vs. #1 Alabama
	3	Joseph Addai	2005	102 at Vanderbilt, 156 vs. #11 Florida, 105 vs. #16 Auburn
	3	Cecil Collins	1997	172 at Mississippi State, 232 vs. #12 Auburn, 179 vs. Akron
	3	Kevin Faulk	1996	117 at Ole Miss, 148 vs. Tulane, 125 at Arkansas
	3	Dalton Hilliard	1984	152 at #16 Kentucky, 164 vs. Notre Dame, 118 vs. Ole Miss
	3	Terry Robiskie	1976	107 vs. Vanderbilt, 126 at Kentucky, 129 vs. Ole Miss
	3	Don Schwab	1964	102 vs. Mississippi State, 104 at Tulane, 136 vs. Florida
17.	2	Nick Brossette	2018	125 vs. Miami, 137 vs. Southeastern La.
	2	Derrius Guice	2016	163 vs. Missouri, 162 vs. Southern Miss
	2	Jeremy Hill	2013	145 vs. Arkansas, 216 vs. Iowa*
	2	Jeremy Hill	2013	157 at Mississippi State, 121 vs. #17 Florida
	2	Jeremy Hill	2013	117 vs. Kent State, 185 vs. Auburn
	2	Alfred Blue	2012	123 vs. North Texas, 101 vs. Washington
	2	Stevan Ridley	2010	116 at #22 West Virginia, 123 vs. Tennessee
	2	Charles Scott	2008	144 vs. #9 Georgia, 114 vs. Tulane
	2	Jacob Hester	2007	126 vs. Arkansas, 120 vs. #14 Tennessee^
	2	LaBrandon Toefield	2001	173 vs. #24 Arkansas, 120 vs. #25 Auburn
	2	Rondell Mealey	1999	158 vs. San Jose State, 118 vs. North Texas
	2	Kevin Faulk	1998	201 vs. Alabama, 108 at #10 Notre Dame
	2	Rondell Mealey	1997	129 vs. #12 Auburn, 103 vs. Akron
	2	Kevin Faulk	1996	138 vs. Kentucky, 170 vs. Mississippi State
	2	Kevin Faulk	1995-96	234 vs. Michigan State*, vs. Houston
	2	Jermaine Sharp	1994	142 at Tulane, 111 at Arkansas
	2	Harvey Williams	1990	214 vs. Kentucky, 100 at #12 Florida State
	2	Dalton Hilliard	1985	174 at Tulane, 170 vs. East Carolina
	2	Dalton Hilliard	1985	148 at North Carolina, 151 vs. Colorado State
	2	Dalton Hilliard	1984	166 vs. Wichita State, 145 vs. Arizona
	2	Garry James	1982	116 vs. #7 Florida State, 166 vs. Tulane
	2	Hokie Gajan	1979	104 vs. Kentucky, 106 vs. #8 Florida State
	2	Charles Alexander	1977	170 vs. #9 Florida, 183 at Vanderbilt
	2	Charles Alexander	1976-77	141 vs. Utah, 117 at Indiana
	2	Chris Dantin	1972	115 vs. Wisconsin, 119 at Rice
	2	Jim Dousay	1967	102 vs. Mississippi State, 145 vs. Tulane
	2	Billy Baggett	1950	192 vs. Ole Miss, 101 at Vanderbilt

^ = Denotes SEC Championship Game; * - Denotes bowl game

CONSECUTIVE 100-YARD RUSHING GAMES

PLAYER	YEAR	STREAK
Leonard Fournette	2014-15	9
Charles Alexander	1977-78	9
Leonard Fournette	2015-16	7
Steve Van Buren	1943	7
Kevin Faulk	1997	5
Clyde Edwards-Helaire	**2019**	**4**
Derrius Guice	2016-17	4
Charles Scott	2008	4
Justin Vincent	2003	4
Clyde Edwards-Helaire	2019	3
Jeremy Hill	2012	3
Joseph Addai	2005	3
Cecil Collins	1997	3
Kevin Faulk	1996	3

PLAYER	YEAR	STREAK
Dalton Hilliard	1984	3
Terry Robiskie	1976	3
Don Schwab	1964	3
Nick Brossette	2018	2
Derrius Guice	2016	2
Jeremy Hill	2013 (3x)	2
Alfred Blue	2012	2
Stevan Ridley	2010	2
Charles Scott	2008	2
Jacob Hester	2007	2
LaBrandon Toefield	2001	2
Rondell Mealey	1999	2
Kevin Faulk	1998	2
Rondell Mealey	1997	2

PLAYER	YEAR	STREAK
Kevin Faulk	1996	2
Kevin Faulk	1995-96	2
Jermaine Sharp	1994	2
Harvey Williams	1990	2
Dalton Hilliard	1985 (2x)	2
Dalton Hilliard	1984	2
Garry James	1982	2
Hokie Gajan	1979	2
Charles Alexander	1977	2
Charles Alexander	1976-77	2
Chris Dantin	1972	2
Jim Dousay	1967	2
Billy Baggett	1950	2

LSU Record Book - Rushing

SAME GAME 100-YARD RUSHING PERFORMANCES (32)

NAMES (YARDS) OPPONENT	COMBINED ATT./YDS.	
Derrius Guice (28/127) and Darrel Williams (12/106)	Texas A&M, 2017	40/233
Derrius Guice (22/276) and Darrel Williams (22/103)	Ole Miss, 2017	44/379
Derrius Guice (17/163) and Darrel Williams (21/130)	Missouri, 2016	38/293
Derrius Guice (16/161) and Leonard Fournette (20/158)	South Carolina, 2015	36/319
Leonard Fournette (19/146) and Anthony Jennings (14/119)	Texas A&M, 2014	33/265
Jeremy Hill (14/143) and Terrence Magee (7/108)	Furman, 2013	21/251
Jeremy Hill (11/117) and Terrence Magee (9/108)	Kent State, 2013	20/225
Kenny Hilliard (13/141) and Alfred Blue (16/123)	North Texas, 2012	29/264
Stevan Ridley (24/105) and Spencer Ware (10/102)	Texas A&M, 2010*	34/207
Stevan Ridley (22/123) and Jordan Jefferson (5/100)	Tennessee, 2010	27/223
Alley Broussard (26/250) and Joseph Addai (14/107)	Ole Miss, 2004	40/357
Rondell Mealey (13/118) and Domanick Davis (17/109)	North Texas, 1999	30/227
Kevin Faulk (28/212) and Rondell Mealey (13/131)	Kentucky, 1997	41/343
Kevin Faulk (25/172) and Herb Tyler (17/101)	Ole Miss, 1997	42/273
Cecil Collins (27/232) and Rondell Mealey (12/129)	Auburn 1997	39/361
Kevin Faulk (21/246) and Rondell Mealey (14/161)	Houston, 1996	35/407
Harvey Williams (24/133) and Sam Martin (11/109)	Georgia, 1986	35/242
Dalton Hilliard (17/166) and Garry James (21/122)	Wichita State, 1984	38/288
Dalton Hilliard (36/183) and Garry James (20/116)	Florida State, 1982	56/299
Dalton Hilliard (18/133) and Garry James (12/128)	Oregon State, 1982	30/261
Charles Alexander (24/144) and Hokie Gajan (21/121)	Rice, 1978	45/265
Charles Alexander (31/170) and Jerry Murphree (25/105)	Florida, 1977	56/275
Charles Alexander (16/138) and Terry Robiskie (24/129)	Ole Miss, 1976	40/267
Brad Davis (23/117) and Steve Rogers (22/106)	Tulane, 1974	55/223
Paul Lyons (19/139) and Arthur Cantrelle (11/101)	Wisconsin, 1971	30/240
Nelson Stokley (15/114) and Joe Labruzzo (14/100)	Kentucky, 1965	29/214
Joe Labruzzo (12/109) and Don Schwab (16/102)	TCU, 1963	28/211
Billy Cannon (22/122) and Johnny Robinson (17/115)	Tennessee, 1959	39/237
Vincent Gonzales (23/112) and O.K. Ferguson (24/102)	Florida, 1955	47/214
Levi Johns (21/111) and Vincent Gonzales (18/100)	Texas Tech, 1954	39/211
Dan Sandifer (11/113) and Gene Knight (18/103)	Miami (Fla.), 1946	29/216
Gene Knight (13/123) and Bill Montgomery (11/113)	Ole Miss, 1945	24/236

*- denotes bowl game

YEAR-BY-YEAR INDIVIDUAL 100-YARD RUSHING GAMES

1937	1	1979	3
1938	0	1980	2
1939	0	1981	0
1940	1	1982	7
1941	1	1983	4
1942	2	1984	7
1943	8	1985	5
1944	0	1986	2
1945	5	1987	3
1946	2	1988	2
1947	2	1989	1
1948	0	1990	4
1949	3	1991	2
1950	2	1992	2
1951	2	1993	1
1952	2	1994	4
1953	2	1995	5
1954	2	1996	9
1955	3	1997	14
1956	2	1998	5
1957	3	1999	3
1958	2	2000	3
1959	2	2001	5
1960	0	2002	3
1961	3	2003	8
1962	0	2004	4
1963	4	2005	5
1964	3	2006	2
1965	3	2007	5
1966	0	2008	6
1967	3	2009	2
1968	0	2010	6
1969	3	2011	4
1970	2	2012	8
1971	3	2013	10
1972	2	2014	8
1973	2	2015	11
1974	3	2016	10
1975	1	2017	8
1976	7	2018	6
1977	11	2019	6
1978	8	**TOTAL**	**310**

1,000-YARD RUSHERS • SEASON (20)

PLAYER	YEAR	YARDS	CARRIES	AVG	GAMES TO 1,000
Leonard Fournette	2015	1,953	300	6.5	5
Charles Alexander	1977	1,686	311	5.4	7
Jeremy Hill *	2013	1,401	203	6.9	10
Derrius Guice	2016	1,387	183	7.6	11
Clyde Edwards-Helaire	**2019**	**1,304**	**199**	**6.6**	**11**
Kevin Faulk	1996	1,282	248	5.2	9
Kevin Faulk	1998	1,279	229	5.6	9
Dalton Hilliard	1984	1,268	254	5.0	9
Derrius Guice *	2017	1,251	237	5.3	10
Charles Scott	2008	1,174	217	5.4	10
Charles Alexander	1978	1,172	281	4.2	10
Stevan Ridley	2010	1,147	249	4.6	12
Kevin Faulk *	1997	1,144	205	5.6	8
Dalton Hilliard	1985	1,134	258	4.4	11
Terry Robiskie	1976	1,117	224	5.0	10
Jacob Hester	2007	1,103	225	4.9	13
Nick Brossette	2018	1,039	240	4.3	13
Leonard Fournette	2014	1,034	187	5.5	13
Justin Vincent	2003	1,001	154	6.5	14
Harvey Williams	1987	1,001	154	6.5	11

* Faulk did not play against Mississippi State and Auburn in 1997;
Hill did not play versus TCU in 2013; Guice did not play against Troy in 2017.

1,000-YARD RUSHERS • CAREER (50)

PLAYER (YEARS)	YARDS
Kevin Faulk (1995-98)	4,557
Dalton Hilliard (1982-85)	4,050
Charles Alexander (1975-78)	4,035
Leonard Fournette (2014-16)	3,830
Derrius Guice (2015-17)	3,074
Harvey Williams (1986-90)	2,860
Joseph Addai (2001-05)	2,576
Terry Robiskie (1973-76)	2,517
Charles Scott (2006-09)	2,317
Rondell Mealey (1996-99)	2,238
Garry James (1982-85)	2,217
Brad Davis (1972-74)	2,163
Jeremy Hill (2012-13)	2,156
LaBrandon Toefield (2000-02)	2,149
Domanick Davis (1999-02)	2,056
Justin Vincent (2003-06)	2,021
Clyde Edwards-Helaire (2017-Present)	**1,993**

PLAYER (YEARS)	YARDS
Billy Cannon (1957-59)	1,867
Eddie Fuller (1986-89)	1,816
Jacob Hester (2004-07)	1,780
Keiland Williams (2006-09)	1,699
Darrel Williams (2014-17)	1,651
Art Cantrelle (1969-71)	1,644
Hokie Gajan (1977-80)	1,563
Kenny Hilliard (2011-14)	1,557
Alley Broussard (2003-06)	1,537
Chris Dantin (1970-72)	1,502
Gene Knight (1943-46)	1,491
Don Schwab (1963-65)	1,424
Stevan Ridley (2008-10)	1,419
Michael Ford (2011-12)	1,392
Sammy Martin (1984-97)	1,359
Nick Brossette (2015-18)	1,345
Billy Baggett (1948-50)	1,334

PLAYER (YEARS)	YARDS
Terrence Magee (2011-14)	1,330
Jimmy Taylor (1956-57)	1,314
Tommy Allen (1966-68)	1,284
Joe Labruzzo (1963-65)	1,260
Steve Rogers (1972-74)	1,260
Alfred Blue (2010-13)	1,253
Spencer Ware (2010-12)	1,249
Jimmy Dousay (1965-67)	1,223
Chuck Johns (1952-55)	1,152
Jesse Myers (1979-82)	1,118
Dan Sandifer (1944-47)	1,078
Jerry Stovall (1960-62)	1,061
Robert Toomer (1992-95)	1,030
Jerry Marchand (1952-53)	1,027
Jordan Jefferson (2008-11)	1,018
Eddie Ray (1967-69)	1,011

LSU Record Book - Passing



Tommy Hodson



Josh Booty



Rohan Davey

ATTEMPTS

GAME

1.	58	Josh Booty vs. Auburn (29 comp., 285 yards)	1999
2.	51	Brandon Harris vs. Ole Miss (26 comp., 324 yards)	2015
	51	Jeff Wickersham vs. Mississippi State (33 comp., 368 yards)	1983
4.	49	Tommy Hodson vs. Tennessee (31 comp., 438 yards)	1989
5.	45	Marcus Randall vs. Texas (19 comp., 193 yards)	2003
	45	Josh Booty vs. Georgia (19 comp., 280 yards)	1999
	45	Jamie Howard vs. Florida (17 comp., 215 yards)	1995
	45	Tommy Hodson vs. Ohio State (25 comp., 267 yards)	1987
9.	44	Rohan Davey vs. Alabama (35 comp., 528 yards)	2001
	44	Jesse Daigle vs. Mississippi State (25 comp., 394 yards)	1991

SEASON

1.	**478**	**Joe Burrow (371 comp., 5,208 yards)**	**2019**
2.	**379**	**Joe Burrow (219 comp., 2,894 yards)**	**2018**
3.	367	Rohan Davey (217 comp., 3,347 yards)	2001
4.	359	Matt Flynn (202 comp., 2,407 yards)	2007
5.	358	Matt Mauck (229 comp., 2,825 yards)	2003
6.	352	Zach Mettenberger (207 comp., 2,609 yards)	2012
7.	346	Jeff Wickersham (209 comp., 2,145 yards)	1985
8.	342	JaMarcus Russell (232 comp., 3,129 yards)	2006
9.	337	Jeff Wickersham (193 comp., 2,542 yards)	1983
10.	333	Josh Booty (162 comp., 1,830 yards)	1999

CAREER

1.	1,163	Tommy Hodson (674 comp., 9,115 yards)	1986-89
2.	1,005	Jeff Wickersham (587 comp., 6,921 yards)	1982-85
3.	934	Jamie Howard (459 comp., 6,158 yards)	1992-95
4.	**857**	**Joe Burrow (590 comp., 8,102 yards)**	**2018-present**
5.	797	JaMarcus Russell (493 comp., 6,625 yards)	2004-06
6.	716	Herb Tyler (434 comp., 5,876 yards)	1995-98
7.	678	Jordan Jefferson (397 comp., 4,733 yards)	2008-11
8.	659	Zach Mettenberger (407 comp., 5,783 yards)	2011-13
9.	623	Josh Booty (307 comp., 3,951 yards)	1999-2000
10.	615	Alan Risher (381 comp., 4,585 yards)	1980-82

COMPLETIONS

GAME

1.	35	Rohan Davey vs. Alabama (44 atts., 528 yards)	2001
2.	33	Jeff Wickersham vs. Mississippi State (51 atts., 368 yards)	1983
3.	**32**	**Joe Burrow at Ole Miss (42 atts., 489 yards)**	**2019**
	32	**Joe Burrow vs. Auburn (42 atts., 321 yards)**	**2019**
5.	**31**	**Joe Burrow at Alabama (42 atts., 393 yards)**	**2019**
	31	**Joe Burrow at Texas (39 atts.,471 yards)**	**2019**
	31	Tommy Hodson vs. Tennessee (49 atts., 438 yards)	1989
	31	Jeff Wickersham vs. Notre Dame (42 atts., 294 yards)	1985
9.	29	Joe Burrow vs. Oklahoma (39 atts., 493 yards)	2019
	29	Josh Booty vs. Auburn (58 atts., 285 yards)	1999
	29	Jeff Wickersham vs. Florida (42 atts., 271 yards)	1984

SEASON

1.	**371**	**Joe Burrow (478 atts., 5,208 yards)**	**2019**
2.	232	JaMarcus Russell (342 atts., 3,129 yards)	2006
3.	229	Matt Mauck (358 atts., 2,825 yards)	2003
4.	**219**	**Joe Burrow (379 atts., 2,894 yards)**	**2018**
5.	217	Rohan Davey (367 atts., 3,347 yards)	2001
6.	209	Jeff Wickersham (346 atts., 2,145 yards)	1985
7.	207	Zach Mettenberger (352 atts., 2,609 yards)	2012
8.	202	Matt Flynn (359 atts., 2,407 yards)	2007
9.	193	Jeff Wickersham (337 atts., 2,542 yards)	1983
10.	192	Zach Mettenberger (296 atts., 3,082 yards)	2013

CAREER

1.	674	Tommy Hodson (1,163 atts., 9,115 yards)	1986-89
2.	**590**	**Joe Burrow (857 atts., 81,02 yards)**	**2018-Present**
3.	587	Jeff Wickersham (1,005 atts., 6,921 yards)	1982-85
4.	493	JaMarcus Russell (797 atts., 6,625 yards)	2004-06
5.	459	Jamie Howard (934 atts., 6,158 yards)	1992-95
6.	434	Herb Tyler (715 atts., 5,876 yards)	1995-98
7.	407	Zach Mettenberger (659 atts., 5,783 yards)	2011-13
8.	397	Jordan Jefferson (678 atts., 4,733 yards)	2008-11
9.	381	Alan Risher (615 atts., 4,585 yards)	1980-82
10.	325	Danny Etling (544 att., 4,586 yards)	2016-17

CONSECUTIVE COMPLETIONS

1.	**17**	**Joe Burrow (at Ole Miss)**	**2019**
2.	14	JaMarcus Russell (vs. Mississippi State)	2006
	14	Matt Mauck (vs. Louisiana Tech)	2003
	14	Chad Loup (vs. Arkansas)	1993
5.	**13**	**Joe Burrow (at Alabama)**	**2019**
6.	**12**	**Joe Burrow (vs. Arkansas)**	**2019**
	12	**Joe Burrow (vs. Florida)**	**2019**
	12	**Joe Burrow (at Vanderbilt)**	**2019**
	12	Zach Mettenberger (at Mississippi State)	2013
	12	Tommy Hodson (at Tennessee)	1988
	12	Jeff Wickersham (at Tulane)	1985
	12	Alan Risher (vs. Rice)	1981

COMPLETION PERCENTAGE

GAME

(Min. 5 atts.)

1.	100.0	Fred Haynes vs. Baylor (9-9)	1968
	100.0	Matt Flynn vs. North Texas (7-7)	2005
	100.0	Jordan Jefferson at Ole Miss (7-7)	2011

(Min. 10 atts.)

1.	100.0	Rohan Davey vs. Western Carolina (11-11)	2000
2.	91.7	Nelson Stokley vs. Mississippi State (11-12)	1967
3.	90.9	Matt Mauck vs. Arizona (10-11)	2003

(Min. 20 atts.)

1.	90.0	JaMarcus Russell vs. Mississippi St. (18-20)	2006
	90.0	Matt Mauck vs. Louisiana Tech (18-20)	2003
3.	**87.5**	**Joe Burrow vs. Florida (21-24)**	**2019**
	87.5	**Joe Burrow vs. Northwestern State (21-24)**	**2019**
	87.5	JaMarcus Russell vs. Mississippi St. (21-24)	2005

SEASON

(Min. 50 atts.)

1.	**77.6**	**Joe Burrow (371-478)**	**2019**
2.	68.0	Ryan Perrilloux (51-75)	2007
3.	67.8	JaMarcus Russell (232-342)	2006
4.	65.2	Herb Tyler (45-69)	1995
5.	64.9	Zach Mettenberger (192-296)	2013
6.	64.4	Rohan Davey (38-59)	2000
7.	64.0	Nelson Stokley (32-50)	1965
8.	63.9	Matt Mauck (229-358)	2003
9.	63.7	Alan Risher (149-234)	1982
10.	63.0	Alan Risher (150-238)	1981

CAREER

(Min. 400 atts.)

1.	**68.8**	**Joe Burrow (590-857)**	**2018-present**
2.	62.0	Alan Risher (381-615)	1980-82
3.	61.9	JaMarcus Russell (493-797)	2004-06
4.	61.7	Zach Mettenberger (407-659)	2011-13
5.	60.7	Herb Tyler (434-715)	1995-98
6.	59.8	Rohan Davey (286-478)	1998-2001
7.	59.7	Danny Etling (325-544)	2016-17
8.	58.6	Matt Mauck (310-529)	2001-03
9.	58.6	Jordan Jefferson (397-678)	2008-11
10.	58.4	Jeff Wickersham (587-1,005)	1982-85

YARDS

GAME

1.	528	Rohan Davey at Alabama (35-44)	2001
2.	**493**	**Joe Burrow vs. Oklahoma (29-39)**	**2019**
3.	**489**	**Joe Burrow at Ole Miss (32-42)**	**2019**
4.	**471**	**Joe Burrow at Texas (31-39)**	**2019**
5.	438	Tommy Hodson vs. Tennessee (31-49)	1989
6.	**398**	**Joe Burrow at Vanderbilt (25-34)**	**2019**
7.	**394**	**Joe Burrow vs. UCF (21-34)**	**2018**
8.	394	Jesse Daigle vs. Mississippi State (25-44)	1991
9.	**393**	**Joe Burrow at Alabama (31-39)**	**2019**
10.	383	Rohan Davey at Kentucky (27-38)	2001

SEASON

1.	***5,208**	**Joe Burrow (371-478)**	**2019**
2.	3,347	Rohan Davey (217-367)	2001
3.	3,129	JaMarcus Russell (232-343)	2006
4.	3,082	Zach Mettenberger (192-296)	2013
5.	**2,894**	**Joe Burrow (219-379)**	**2018**
6.	2,825	Matt Mauck (229-358)	2003
7.	2,655	Tommy Hodson (183-317)	1989
8.	2,609	Zach Mettenberger (207-352)	2012
9.	2,542	Jeff Wickersham (193-337)	1983
10.	2,463	Danny Etling (165-275)	2017

* - SEC Record

CAREER

1.	9,115	Tommy Hodson (674-1,163)	1986-89
2.	**8,102**	**Joe Burrow (590-857)**	**2018-Present**
3.	6,921	Jeff Wickersham (587-1,005)	1982-85
4.	6,625	JaMarcus Russell (493-797)	2004-06
5.	6,158	Jamie Howard (459-934)	1992-95
6.	5,876	Herb Tyler (434-715)	1995-98
7.	5,783	Zach Mettenberger (407-659)	2011-13
8.	4,733	Jordan Jefferson (397-678)	2008-11
9.	4,586	Danny Etling (325-544)	2016-17
10.	4,585	Alan Risher (381-615)	1980-82

TOUCHDOWN PASSES

GAME

1.	**7**	***Joe Burrow vs. Oklahoma**	**2019**
2.	**6**	**Joe Burrow at Vanderbilt**	**2019**
3.	**5**	**Joe Burrow at Ole Miss**	**2019**
	5	**Joe Burrow vs. Utah State**	**2019**
	5	**Joe Burrow vs. Georgia Southern**	**2019**
	5	Zach Mettenberger vs. UAB	2013
7.	**4**	**Joe Burrow vs. Georgia**	**2019**
	4	**Joe Burrow vs. UCF**	**2018**
	4	Matt Flynn vs. Ohio State	2008
	4	Matt Mauck vs. Western Illinois	2003
	4	Matt Mauck vs. Louisiana Tech	2003
	4	Matt Mauck vs. Arkansas	2003
	4	Rohan Davey vs. Tennessee	2000
	4	Josh Booty vs. Alabama	2000
	4	Herb Tyler vs. Akron	1997
	4	Jamie Howard vs. Rice	1995
	4	Tommy Hodson vs. Ohio	1989
	4	Tommy Hodson vs. Tennessee	1989
	4	Steve Ensminger vs. Rice	1977

*-SEC Record

LSU Record Book - Passing



JaMarcus Russell



Herb Tyler



Jeff Wickersham



Jordan Jefferson



Jarrett Lee



Danny Etling

SEASON

1.	***55**	**Joe Burrow**	**2019**
2.	28	JaMarcus Russell	2006
	28	Matt Mauck	2003
4.	22	Zach Mettenberger	2013
	22	Tommy Hodson	1989
6.	21	Matt Flynn	2007
7.	19	Tommy Hodson	1986
8.	18	Rohan Davey	2001
	18	Herb Tyler	1998
10.	17	Josh Booty	2000
	17	Jordan Jefferson	2009
	17	Alan Risher	1982

* - SEC Record

CAREER

1.	**71**	**Joe Burrow**	**2018-Present**
2.	69	Tommy Hodson	1986-89
3.	52	JaMarcus Russell	2004-06
4.	40	Herb Tyler	1995-98
5.	37	Matt Mauck	2001-03
6.	35	Zach Mettenberger	2011-13
7.	34	Jamie Howard	1992-95
	34	Jordan Jefferson	2008-11
9.	32	Jarrett Lee	2008-11
10.	31	Matt Flynn	2004-07
	31	Alan Risher	1980-82

CONSECUTIVE ATTEMPTS WITHOUT INTERCEPTION

GAME

1.	49	Tommy Hodson vs. Tennessee	1989
2.	44	Jesse Daigle vs. Mississippi State	1991
3.	43	Rohan Davey vs. Tennessee	2001
4.	40	Tommy Hodson vs. Ohio State	1988
5.	**39**	**Joe Burrow vs. Oklahoma**	**2019**
	39	**Joe Burrow at Alabama**	**2019**
	39	Marcus Randall vs. Texas	2003
	39	Tommy Hodson vs. Ole Miss	1986

CAREER (MIN. 100)

1.	**159**	**Joe Burrow**	**2018**
2.	**138**	**Joe Burrow**	**2019**
3.	137	Alan Risher	1982
4.	131	Jarrett Lee	2010-11
5.	130	Zach Mettenberger	2012

LONGEST PASSES

1.	*94	Anthony Jennings to Travin Dural vs. Sam Houston State	2014
2.	*87	Danny Etling to Drake Davis vs. Syracuse	2017
3.	82	Steve Ensminger to Carlos Carson vs. Georgia	1978
4.	81	Jamie Howard to Brett Bech vs. Ole Miss	1994
5.	*80	Danny Etling to DJ Chark vs. Southern Miss	2016
	*80	Anthony Jennings to Travin Dural vs. Wisconsin	2014
	*80	Josh Booty to Reggie Robinson vs. Western Carolina	2000
	*80	Tommy Hodson to Sammy Martin vs. Rice	1987
	*80	Jeff Wickersham to Eric Martin vs. Alabama	1983
	*80	Norm Stevens to Al Doggett vs. Kentucky	1952
	*80	Y.A. Tittle to Dan Sandifer vs. Georgia Tech	1946
12.	*79	Chad Loup to Todd Kinchen vs. Texas A&M	1990
13.	***78**	**Joe Burrow to Ja'Marr Chase vs. Texas A&M**	**2019**
	*76	Jamie Howard to Brett Bech vs. Auburn	1994
	*76	Alan Risher to Orlando McDaniel vs. Florida State	1981

*-Denotes Touchdown

PASS YARDS PER PLAY

GAME

(Min. 20 plays)

1.	**15.54**	**Joe Burrow vs. Northwestern State (373 yards 24 plays)**	**2019**
2.	15.48	Jamie Howard vs. Rice (356 yards • 23 plays)	1995
3.	14.59	JaMarcus Russell vs. Mississippi State (321 yards • 22 plays)	2006
4.	13.67	Zach Mettenberger vs. Furman (328 yards • 24 plays)	2013
5.	**12.64**	**Joe Burrow vs. Oklahoma (493 yards • 39 plays)**	**2019**
6.	**12.20**	**Joe Burrow vs. Florida (293 yards • 23 plays)**	**2019**
7.	**12.08**	**Joe Burrow at Texas (471 yards • 39 plays**	**2019**
8.	**11.68**	**Joe Burrow vs. Arkansas (327 yards • 28 plays)**	**2019**
9	**11.64**	**Joe Burrow at Ole Miss (489 yards • 42 plays)**	**2019**
10.	**11.59**	**Joe Burrow vs. UCF (394 yards • 34 plays)**	**2018**

LSU Record Book - Passing



Warren Rabb



Jamie Howard



Zach Mettenberger

YARDS PER GAME

SEASON (MIN. 7 GAMES)

1.	**372.0**	**Joe Burrow (5,208 • 14 games)**	**2019**
2.	278.9	Rohan Davey (3,347 • 12 games)	2001
3.	256.8	Zach Mettenberger (3,082 • 12 games)	2013
4.	241.4	Tommy Hodson (2,655 • 11 games)	1989
5.	240.7	JaMarcus Russell (3,129 • 13 games)	2006
6.	231.1	Jeff Wickersham (2,542 • 11 games)	1983
7.	**222.6**	**Joe Burrow (2,894 • 13 games)**	**2018**
8.	213.3	Jamie Howard (1493 • 7 games)	1995
9.	212.2	Josh Booty (2,121 • 10 games)	2000
10.	205.6	Tommy Hodson (2,261 • 11 games)	1986

CAREER (MIN. 20 GAMES)

1.	**300.1**	**Joe Burrow (8,102 • 27 games)**	**2018-present**
2.	207.2	Tommy Hodson (9,115 • 44 games)	1986-89
3.	197.6	Josh Booty (3,951 • 20 games)	1999-2000
4.	192.8	Zach Mettenberger (5,783 • 30 games)	2011-13
5.	191.1	Danny Etling (4,586 • 24 games)	2016-17
6.	184.0	JaMarcus Russell (6,625 • 36 games)	2004-06
7.	182.1	Jeff Wickersham (6,921 • 38 games)	1982-85
8.	176.6	Rohan Davey (4,415 • 25 games)	1998-2001
9.	171.1	Jamie Howard (6,158 • 36 games)	1992-95
10.	166.6	Matt Mauck (3,831 • 23 games)	2001-03

WINS BY A STARTING QUARTERBACK

1.	31	Tommy Hodson (31-14-1)	1986-89
2.	27	Herb Tyler (27-11)	1995-98
3.	25	JaMarcus Russell (25-4)	2004-06
	25	Warren Rabb (25-7)	1957-59
5.	**24**	**Joe Burrow (24-3)**	**2018-present**
	24	Jordan Jefferson (24-8)	2008-11

300-YARD PASSING GAMES

SEASON

1.	**12**	**Joe Burrow**	**2019**
2.	6	Rohan Davey	2001
3.	3	Zach Mettenberger	2013
4.	**2**	**Joe Burrow**	**2018**
	2	Matt Flynn	2007
	2	JaMarcus Russell	2006
	2	Matt Mauck	2003
	2	Jamie Howard	1995
	2	Tommy Hodson	1989
	2	Jeff Wickersham	1983

CAREER

1.	**14**	**Joe Burrow**	**2018-present**
2.	7	Rohan Davey	1998-2001
3.	3	Zach Mettenberger	2011-13
	3	Jamie Howard	1992-95
5.	2	Danny Etling	2016-17
	2	Matt Flynn	2004-07
	2	JaMarcus Russell	2004-06
	2	Matt Mauck	2001-03
	2	Tommy Hodson	1986-89
	2	Jeff Wickersham	1982-85

500-YARD PASSING GAMES (1)

NAME	OPPONENT	YARDS
Rohan Davey	Alabama, 2001	528

400-YARD PASSING GAMES (5)

NAME	OPPONENT	YARDS
Joe Burrow	**Oklahoma, 2019***	**493**
Joe Burrow	**Ole Miss, 2019**	**489**
Joe Burrow	**Texas, 2019**	**471**
Rohan Davey	Illinois, 2001*	444
Tommy Hodson	Tennessee, 1989	438

300-YARD PASSING GAMES (33)

NAME	OPPONENT	YARDS
Joe Burrow	**Vanderbilt, 2019**	**398**
Joe Burrow	**UCF, 2018 ***	**394**
Jesse Daigle	Mississippi State, 1991	394
Rohan Davey	Kentucky, 2001	383
Tommy Hodson	Ole Miss, 1989	381
Joe Burrow	**Northwestern State,2019**	**373**
Zach Mettenberger	Georgia, 2013	372
Jeff Wickersham	Mississippi State, 1983	368
Rohan Davey	Arkansas, 2001	359
Rohan Davey	Tennessee, 2001	356
Jamie Howard	Rice, 1995	356
Matt Flynn	Alabama, 2007	353
Joe Burrow	**Texas A&M, 2019**	**352**
Joe Burrow	**Georgia, 2019**	**349**
Danny Etling	Texas A&M, 2017	347
Jeff Wickersham	Alabama, 1983	344
Brandon Harris	Ole Miss, 2015	342
Zach Mettenberger	Mississippi State, 2013	340
Jamie Howard	Florida, 1995	339
Chad Loup	Arkansas, 1993	336
JaMarcus Russell	Notre Dame, 2006 *	332
JaMarcus Russell	Mississippi State, 2006	330
Zach Mettenberger	Furman, 2013	328
Marcus Randall	Troy, 2004	328
Joe Burrow	**Arkansas, 2019**	**327**
Danny Etling	Texas A&M, 2016	324
Matt Flynn	Auburn, 2007	319
Rohan Davey	Middle Tennessee, 2001	318
Rohan Davey	Tennessee, 2000	318
Jamie Howard	Southern Miss, 1994	314
Matt Mauck	Louisiana Tech, 2003	311
Alan Risher	Mississippi State, 1982	308
Joe Burrow	**Rice, 2018**	**307**
Matt Mauck	Western Illinois, 2003	305

CONSECUTIVE 300-YARD PASSING GAMES

1.	**8**	**Joe Burrow** **327 at Mississippi State, 321 vs. Auburn, 393 at Alabama, 489 at Ole Miss, 327 vs. Arkansas, vs. Texas A&M 349 vs. Georgia, vs. Oklahoma,**	**2019**
2.	**4**	**Joe Burrow** **471 at Texas, 373 vs. Northwestern State, 398 at Vanderbilt, 344 vs. Utah State**	**2019**
3.	3	Rohan Davey 528 at Alabama, 318 vs, Middle Tennessee, 359 vs. #24 Arkansas	2001
4.	2	Zach Mettenberger 372 at #9 Georgia, 340 at Mississippi State	2013
	2	Matt Flynn 319 vs. #18 Auburn, 353 at #17 Alabama	2007
	2	Tommy Hodson 438 vs. #11 Tennessee, 381 at Ole Miss	1989
	2	Jeff Wickersham 344 vs. #19 Alabama, 368 vs. Mississippi State	1983

200-YARD PASSING GAMES (155)

NAME	OPPONENT	YARDS
Tommy Hodson	Ohio State, 1988	299
Zach Mettenberger	Alabama, 2012	298
Ryan Perrilloux	Middle Tennessee, 2007	298
Jeff Wickersham	Notre Dame, 1985	294
Joe Burrow	**Ole Miss, 2019**	**293**
Joe Burrow	**Ole Miss, 2018**	**292**
Josh Booty	Western Carolina, 2000	291
Josh Booty	Ole Miss, 2000	290
Jarrett Lee	Georgia, 2008	287
Alan Risher	Florida State, 1982	287
Brandon Harris	Western Kentucky, 2015	286
JaMarcus Russell	Vanderbilt, 2005	285
Josh Booty	Auburn, 1999	285
Tommy Hodson	Kentucky, 1989	283
Zach Mettenberger	UAB, 2013	282
Zach Mettenberger	Ole Miss, 2012	282
Josh Booty	Georgia, 1999	280
Jamie Howard	Auburn, 1994	280
Joe Burrow	**Georgia Southern, 2019**	**278**
Danny Etling	Southern Miss, 2016	276
Josh Booty	Alabama, 2000	275
Zach Mettenberger	Ole Miss, 2013	274
Jeff Wickersham	Florida State, 1983	274
Zach Mettenberger	Mississippi State, 2012	273
Brandon Harris	Arkansas, 2015	271
Jamie Howard	South Carolina, 1995	271
Jeff Wickersham	Florida, 1984	271
Jeff Wickersham	Florida, 1983	271
Joe Burrow	**Texas A&M, 2018**	**270**
JaMarcus Russell	Auburn, 2006	269
Chad Loup	Florida, 1990	269
Herb Tyler	Kentucky, 1998	268
Tommy Hodson	Ohio State, 1987	267
Tommy Hodson	Tulane, 1989	265
Zach Mettenberger	Kent State, 2013	264
Marcus Randall	Kentucky, 2002	264
Jeff Wickersham	Vanderbilt, 1985	262
Jarrett Lee	Mississippi State, 2008	261
Jeff Wickersham	Washington, 1983	259
Matt Flynn	Tulane, 2007	258
Chad Loup	Kentucky, 1991	257
Josh Booty	Ole Miss, 1999	256
Rohan Davey	Mississippi State, 2001	255
Herb Tyler	Ole Miss, 1996	255
Tommy Hodson	Kentucky, 1986	255
Jordan Jefferson	Ole Miss, 2010	254
Jeff Wickersham	Ole Miss, 1984	254
JaMarcus Russell	Louisiana-Lafayette	253
Rohan Davey	Tulane, 2001	253
Zach Mettenberger	TCU, 2013	251
Matt Mauck	Alabama, 2003	251
Tommy Hodson	Ole Miss, 1986	251
Tommy Hodson	North Carolina, 1986	251
Jordan Jefferson	Ole Miss, 2009	250
Joe Burrow	**Auburn, 2018**	**249**
Tommy Hodson	Ole Miss, 1988	249
Jamie Howard	Mississippi State, 1993	248
Tommy Hodson	Notre Dame, 1986	248
Jeff Wickersham	Mississippi State, 1985	248
JaMarcus Russell	Tennessee, 2006	247
Jamie Howard	Ole Miss, 1994	247
Josh Booty	Mississippi State, 2000	246
Tommy Hodson	Tennessee, 988	246
Rohan Davey	Auburn, 2001	245
JaMarcus Russell	North Texas, 2005	244
Tommy Hodson	Tulane, 1986	244

LSU Record Book - Passing



Y.A. Tittle



Steve Ensminger



Chad Loup



Matt Flynn



Matt Mauck



Alan Risher

Alan Risher	Florida, 1981	244
Ryan Perrilloux	Tennessee, 2007	243
Jordan Jefferson	Auburn, 2009	242
Bert Jones	Alabama, 1972	242
Zach Mettenberger	Alabama, 2013	241
Jeff Wickersham	Vanderbilt, 1984	240
Zach Mettenberger	Towson, 2012	238
Tommy Hodson	Miami (Fla.), 1988	238
Matt Flynn	Louisiana Tech, 2007	237
Jamie Howard	Mississippi State, 1994	237
Jeff Wickersham	Tulane, 1984	237
Y.A. Tittle	Tulane, 1944	237
JaMarcus Russell	Florida, 2005	236
Jamie Howard	Utah State, 1993	236
Rohan Davey	Arkansas, 1999	234
Herb Tyler	Florida, 1998	234
Chad Loup	Florida State, 1991	233
JaMarcus Russell	Arizona State, 2005	232
Matt Mauck	Florida, 2003	231
Tommy Hodson	Mississippi State, 1986	231
Tommy Hodson	Cal State Fullerton, 1987	230
Danny Etling	Notre Dame, 2017 *	229
Zach Mettenberger	Auburn, 2013	229
JaMarcus Russell	Alabama, 2005	229
Rohan Davey	Utah State, 2001	229
Brandon Harris	South Carolina, 2015	228
JaMarcus Russell	Florida, 2006	228
Tommy Hodson	Rice, 1987	228
Danny Etling	Chattanooga, 2017	227
JaMarcus Russell	Kentucky, 2006	226
Jamie Howard	Texas A&M, 1994	226
Josh Booty	Kentucky, 2000	225
Matt Mauck	Auburn, 2003	224
Tommy Hodson	South Carolina, 1987	224
Tommy Hodson	Ole Miss, 1987	224
Jamie Howard	Arkansas, 1994	223
Tommy Hodson	Florida, 1987	223
Zach Mettenberger	Idaho, 2012	222
Tommy Hodson	Florida State, 1989	222
Tommy Hodson	Alabama, 1988	222
Tommy Hodson	Kentucky, 1987	222
Jim Barton	Southern Miss, 1951	222
Tommy Hodson	Tulane, 1987	221
Jamie Howard	Auburn, 1995	220
Tommy Hodson	Tulane, 1988	220
Bert Jones	Tulane, 1971	219
Jamie Howard	Kentucky, 1992	218
Danny Etling	Arkansas, 2017	217
Danny Etling	Louisville, 2016 *	217
Zach Mettenberger	Arkansas, 2012	217
Matt Flynn	Virginia Tech, 2007	217
JaMarcus Russell	Ole Miss, 2006	217
Danny Etling	Missouri, 2016	216
Jarrett Lee	Troy, 2008	216
Danny Etling	Mississippi State, 2016	215
Matt Mauck	Miami (Ohio), 2002	215
Herb Tyler	Florida, 1996	215
Jamie Howard	Florida, 1995	215
Josh Booty	Auburn, 2000	214
Herb Tyler	Alabama, 1998	214
Jeff Wickersham	Alabama, 1985	214
Jarrett Lee	Mississippi State, 2011	213
Josh Booty	Houston, 1999	213
Herb Tyler	Kentucky, 1997	213
Jordan Jefferson	Georgia, 2009	212
Herb Tyler	Texas-El Paso, 1997	211
JaMarcus Russell	Fresno State, 2006	210
JaMarcus Russell	Arkansas, 2006	210
Jarrett Lee	Florida, 2008	209
Matt Flynn	Arkansas, 2007	209
Tommy Hodson	Georgia, 1987	209
Norm Stevens	Kentucky, 1952	209
Jordan Jefferson	Arkansas, 2011	208
JaMarcus Russell	Appalachian State, 2005	208
Herb Tyler	North Texas, 1995	208
Tommy Hodson	Mississippi State, 1989	208
JaMarcus Russell	Alabama, 2006	207
Herb Tyler	Idaho, 1998	207
Danny Etling	Auburn, 2017	206
Jeff Wickersham	North Carolina, 1985	206
JaMarcus Russell	Mississippi State, 2005	205
Herb Tyler	Georgia, 1998	205
Danny Etling	Florida, 2016	204
Danny Etling	Ole Miss, 2016	204
Sol Graves	Mississippi State, 1990	204
Marcus Randall	Arkansas, 2002	203
Pat Screen	Alabama, 1965	203
Brandon Harris	Florida, 2015	202
Jordan Jefferson	Penn State, 2009 *	202
Joe Burrow	**Georgia, 2018**	**200**
Danny Etling	Ole Miss, 2017	200

*- Denotes bowl game

LSU Record Book - Receiving



Josh Reed

CATCHES

GAME

1.	*19	Josh Reed at Alabama (293 yards)	2001
2.	**14**	**Justin Jefferson vs. Oklahoma (227 yards)**	**2019**
	14	Josh Reed vs. Illinois (239 yards)	2001
	14	Wendell Davis vs. Ole Miss (208 yards)	1986
5.	13	Jerel Myers vs. Auburn (153 yards)	1999
6.	12	Brandon LaFell vs. Troy (126 yards)	2008
	12	Michael Clayton at Alabama (130 yards)	2003
8.	11	Michael Clayton vs. West. Illinois (162 yards)	2003
	11	Wendell Davis at Georgia (123 yards)	1987
	11	Charles Alexander at Kentucky (94 yards)	1978
	11	Tommy Morel vs. Mississippi St. (152 yards)	1967

* - SEC Record

SEASON

1.	**102**	**Justin Jefferson (1,434 yards)**	**2019**
2.	94	Josh Reed (1,740 yards)	2001
3.	80	Wendell Davis (1,244 yards)	1986
4.	78	Michael Clayton (1,079 yards)	2003
5.	77	Jarvis Landry (1,193 yards)	2013
6.	**75**	**Ja'Marr Chase (1,559 yards)**	**2019**
7.	72	Wendell Davis (993 yards)	1987
8.	65	Josh Reed (1,127 yards)	2000
	65	Dwayne Bowe (990 yards)	2006
10.	64	Jerel Myers (854 yards)	1999

CAREER

1.	183	Wendell Davis (2,708 yards)	1984-87
2.	182	Michael Clayton (2,582 yards)	2001-03
3.	175	Brandon LaFell (2,517 yards)	2006-09
4.	167	Josh Reed (3,001 yards)	1999-2001
5.	160	Early Doucet (1,943 yards)	2004-07
6.	**156**	**Justin Jefferson (2,309 yards)**	**2017-present**
7.	154	Dwayne Bowe (2,403 yards)	2003-06
8.	152	Eric Martin (2,625 yards)	1981-84
9.	149	Jerel Myers (1,843 yards)	1999-2000
10.	143	Odell Beckham, Jr. (2,340 yards)	2011-13

YARDS

GAME

1.	293	Josh Reed at Alabama (19 catches)	2001
2.	248	Todd Kinchen vs. Mississippi St. (9 catches)	1991
3.	239	Josh Reed vs. Illinois (14 catches)	2001
4.	**229**	**Ja'Marr Chase at Vanderbilt (10 catches)**	**2019**
5.	**227**	**Justin Jefferson vs. Oklahoma (14 catches)**	**2019**
	227	**Ja'Marr Chase at Ole Miss (8 catches)**	**2019**
7.	209	Eric Martin vs. Alabama (8 catches)	1983
8.	208	Wendell Davis vs. Ole Miss (14 catches)	1986
9.	204	Odell Beckham, Jr. vs. Furman (6 catches)	2013
10.	201	Devery Henderson at Kentucky (5 catches)	2001
	201	Sheddrick Wilson vs. Rice (9 catches)	1995
	201	Carlos Carson vs. Rice (5 catches)	1977

SEASON

1.	*1,740	Josh Reed (94 catches)	2001
2.	**1,559**	**Justin Jefferson (102 catches)**	**2019**
3.	**1,434**	**Ja'Marr Chase (75 catches)**	**2019**
4.	1,244	Wendell Davis (80 catches)	1986
5.	1,193	Jarvis Landry (77 catches)	2013
6.	1,152	Odell Beckham, Jr. (59 catches)	2013
7.	1,127	Josh Reed (65 catches)	2000
8.	1,079	Michael Clayton (78 catches)	2003
9.	1,064	Eric Martin (52 catches)	1983
10.	993	Wendell Davis (72 catches)	1987

* - SEC Record



Jarvis Landry

CAREER

1.	3,001	Josh Reed (167 catches)	1999-2001
2.	2,708	Wendell Davis (183 catches)	1984-87
3.	2,625	Eric Martin (152 catches)	1981-84
4.	2,582	Michael Clayton (182 catches)	2001-03
5.	2,517	Brandon LaFell (175 catches)	2006-09
6.	2,403	Dwayne Bowe (154 catches)	2003-06
7.	2,340	Odell Beckham, Jr. (143 catches)	2011-13
8.	**2,309**	**Justin Jefferson (156 catches)**	**2017-present**
9.	2,196	Tony Moss (132 catches)	1986-89
10.	2,117	Craig Davis (141 catches)	2003-06

YARDS PER GAME

SEASON

1.	*145.0	Josh Reed (1,740 • 12 games)	2001
2.	**119.9**	**Ja'Marr Chase (1,559 • 13 games)**	**2019**
3.	113.1	Wendell Davis (1,244 • 11 games)	1986
4.	102.5	Josh Reed (1,127 • 11 games)	2000
5.	**102.4**	**Justin Jefferson (1,434 yards • 14 games)**	**2019**

* - SEC Record

YARDS PER CATCH

GAME

(Min. 5 catches)

1.	40.2	Devery Henderson vs. Kentucky (5/201)	2002
	40.2	Carlos Carson vs. Rice (5/201)	1977
3.	34.0	Odell Beckham, Jr. vs. Furman (6/204)	2013
4.	32.5	Eddie Kennison vs. Utah State (6/195)	1993
5.	31.0	Orlando McDaniel vs. Florida State (5/155)	1981

SEASON

(Min. 25 catches)

1.	22.3	Andy Hamilton (39/870)	1970
2.	21.9	DJ Chark (40/874)	2017
3.	21.0	Carlos Carson (27/568)	1978
4.	**20.8**	**Ja'Marr Chase (75/1,559)**	
5.	20.48	Travin Dural (37/758)	2014
6.	20.46	Eric Martin (52/1,064)	1983

(Min. 50 catches)

1.	***20.8**	**Ja'Marr Chase (75/1,559)**	**2019**
2.	20.5	Eric Martin (52/1,064)	1983
3.	19.5	Odell Beckham, Jr. (59/1,152)	2013
4.	18.5	Josh Reed (94/1,740)	2001
5.	17.4	Tony Moss (55/957)	1988
6.	17.33	Josh Reed (65/1,127)	2000
7.	17.3	Rueben Randle (53/917)	2011
8.	16.24	Devery Henderson (53/861)	2003
9.	**16.20**	**Justin Jefferson (54/875)**	**2018**
10.	16.1	Todd Kinchen (53/855)	1991

(Min. 75 catches)

1.	*18.5	Josh Reed (94/1,740)	2001
2.	15.6	Wendell Davis (80/1,244)	1986
3.	15.5	Jarvis Landry (77/1,193)	2013
5.	**14.1**	**Justin Jefferson (102/1,434)**	**2019**
4.	13.8	Michael Clayton (78/1,079)	2003

* - SEC Record



Odell Beckham Jr.

TOUCHDOWN CATCHES

GAME

1.	*5	Carlos Carson vs. Rice	1977
2.	**4**	**Justin Jefferson vs. Oklahoma**	**2019**
	4	**Ja'Marr Chase at Vanderbilt**	**2019**
	4	Tony Moss vs. Ohio	1989
5.	**3**	**Ja'Marr Chase at Ole Miss**	**2019**
	3	**Terrace Marshall Jr. vs. Georgia Southern**	**2019**
	3	Travin Dural vs. Sam Houston State	2014
	3	Odell Beckham, Jr. vs. UAB	2013
	3	Terrence Toliver vs. Texas A&M	2010
	3	Dwayne Bowe vs. Kentucky	2006
	3	Devery Henderson at Kentucky	2002
	3	Josh Reed vs. Tennessee	2000
	3	Sheddrick Wilson vs. Rice	1995
	3	Wendell Davis at Ole Miss	1987
	3	Wendell Davis vs. South Carolina	1987
	3	Wendell Davis vs. Tulane	1986
	3	Gerald Keigley vs. Auburn	1972
	3	Andy Hamilton vs. Notre Dame	1971
	3	Tommy Morel vs. Mississippi State	1967
	3	Ken Kavanaugh Sr. at Holy Cross	1939

* - SEC Record

SEASON

1.	**18**	**Ja'Marr Chase**	**2019**
	18	**Justin Jefferson**	**2019**
3.	**12**	**Terrace Marshall Jr.**	**2019**
	12	Dwayne Bowe	2006
5.	11	Brandon LaFell	2009
	11	Devery Henderson	2003
	11	Wendell Davis	1986
8.	10	Jarvis Landry	2013
	10	Michael Clayton	2003
	10	Josh Reed	2000
	10	Carlos Carson	1977

CAREER

1.	26	Dwayne Bowe	2003-06
2.	25	Brandon LaFell	2006-09
3.	**20**	**Justin Jefferson**	**2017-present**
4.	**21**	**Ja'Marr Chase**	**2018-present**
	21	Michael Clayton	2001-03
6.	20	Early Doucet	2004-07
7.	19	Devery Henderson	2000-03
	19	Wendell Davis	1984-87
9.	18	Andy Hamilton	1969-71
10.	17	Josh Reed	1999-2001
	17	Ken Kavanaugh, Sr.	1937-39

CONSECUTIVE GAMES WITH A CATCH

1.	41	Brandon LaFell	2006-09
2.	40	Michael Clayton	2001-03
3.	35	Craig Davis	2004-06
	35	Eric Martin	1982-84
5.	33	Larry Foster	1996-98
6.	32	Eddie Kennison	1993-95
7.	29	Reggie Robinson	1998-2000
8.	28	Dwayne Bowe	2004-06
	28	Josh Reed	1999-2001
10.	**27**	**Justin Jefferson**	**2017-present**
	27	Odell Beckham Jr.	2011-13
	27	Wendell Davis	1985-87

LSU Record Book - Receiving



Jerel Myers



Dwayne Bowe



Michael Clayton

CONSECUTIVE GAMES WITH RECEIVING TD

1.	7	Jarvis Landry	2012-13
	7	Dwayne Bowe	2005
3.	6	Michael Clayton	2003

RECEPTIONS BY A RUNNING BACK

SEASON

1.	**50**	**Clyde Edwards-Halire**	**2019**
	50	Garry James	1985
3.	38	Eddie Fuller	1989
4.	35	Jacob Hester	2006
5.	34	Dalton Hilliard	1985

CAREER

1.	122	Garry James	1982-85
2.	100	Dalton Hilliard	1982-85
3.	76	Sammy Martin	1984-87
4.	75	Eddie Fuller	1986-89
5.	66	Joseph Addai	2001-05

RECEPTIONS BY A TIGHT END

SEASON

1.	**42**	**Thaddeus Moss**	**2019**
2.	34	Mitch Andrews	1985
	34	Malcolm Scott	1981
4.	32	Richard Dickson	2007
5.	31	Richard Dickson	2008
6.	30	David LaFleur	1996
7.	28	Malcolm Scott	1982
8.	27	Brian Kinchen	1986
9.	26	Mitch Andrews	1983
10.	25	Ken Kavanaugh, Jr.	1970

CAREER

1.	90	Richard Dickson	2006-09
2.	87	Mitch Andrews	1982-85
3.	75	Malcolm Scott	1979-82
4.	71	David LaFleur	1993-96
5.	59	Robert Royal	1998-01
6.	56	Brad Boyd	1971-74
7.	52	Foster Moreau	2015-18
	52	Chris Hill	1992-95
9.	48	Brian Kinchen	1984-87
10.	45	Ken Kavanaugh, Jr.	1968-71

YARDS RECEIVING BY A TIGHT END

SEASON

1.	**534**	**Thaddeus Moss**	**2019**
2.	439	David LaFleur	1996
3.	433	Malcolm Scott	1981
4.	375	Richard Dickson	2007
5.	340	Robert Royal	2000

CAREER

1.	952	Richard Dickson	2006-09
2.	881	David LaFleur	1993-96
3.	877	Malcolm Scott	1982-85
4.	865	Mitch Andrews	1982-85
5.	832	Brad Boyd	1972-74

TD RECEPTIONS BY A TIGHT END

SEASON

1.	5	Richard Dickson	2008
	5	Richard Dickson	2007
	5	Robert Royal	2000
	5	Brad Boyd	1972
5.	4	Brian Kinchen	1986
	4	Ken Kavanaugh, Jr.	1971
	4	Billy Hendrix	1958

CAREER

1.	10	Richard Dickson	2006-09
	10	Brad Boyd	1972-74
3.	7	Robert Royal	1998-01
4.	6	Foster Moreau	2015-18
	6	Eric Edwards	2000-03
	6	Brian Kinchen	1984-87

QUARTERBACK-RECEIVER TD COMBINATIONS

1.	23	JaMarcus Russell-Dwayne Bowe
2.	**22**	**Joe Burrow-Justin Jefferson**
3.	**21**	**Joe Burrow-Ja'Marr Chase**
	21	Tommy Hodson-Wendell Davis
5.	15	Zach Mettenberger-Jarvis Landry
6.	14	Tommy Hodson-Tony Moss
	14	Matt Mauck-Devery Henderson
8.	13	Tommy Hodson-Eddie Fuller
	13	Rohan Davey-Josh Reed
10.	12	JaMarcus Russell-Early Doucet

100-YARD GAMES

SEASON

1.	11	Josh Reed	2001
2.	**8**	**Ja'Marr Chase**	**2019**
3.	**7**	**Justin Jefferson**	**2019**
4.	6	Josh Reed	2000
	6	Wendell Davis	1987
	6	Wendell Davis	1986
7.	5	Odell Beckham, Jr.	2013
	5	Jarvis Landry	2013
	5	Tony Moss	1988
	5	Eric Martin	1983
	5	Andy Hamilton	1971

CAREER

1.	18	Josh Reed	1999-2001
2.	13	Wendell Davis	1984-87
3.	11	Eric Martin	1981-84
4.	**9**	**Justin Jefferson**	**2017-present**
	9	Tony Moss	1986-89
	9	Andy Hamilton	1969-71
7.	8	Todd Kinchen	1989-91
	8	**Ja'Marr Chase**	**2018-present**
9.	7	Odell Beckham, Jr.	2011-13
	7	Michael Clayton	2001-03

200-YARD RECEIVING GAMES (12)

NAME	OPPONENT	YARDS (REC.)
Josh Reed	Alabama, 2001	293 (19)
Todd Kinchen	Mississippi State, 1991	248 (9)
Josh Reed	Illinois, 2001 *	239 (14)
Ja'Marr Chase	**Vanderbilt, 2019**	**229 (10)**
Justin Jefferson	**Oklahoma, 2019***	**227 (14)**
Ja'Marr Chase	**Ole Miss, 2019**	**227 (8)**
Eric Martin	Alabama, 1983	209 (8)
Wendell Davis	Ole Miss, 1986	208 (14)
Odell Beckham Jr.	Furman, 2013	204 (6)
Devery Henderson	Kentucky, 2002	201 (5)
Sheddrick Wilson	Rice, 1995	201 (9)
Carlos Carson	Rice, 1977	201 (5)

100-YARD RECEIVING GAMES (190)

NAME	OPPONENT	YARDS (REC.)
Ja'Marr Chase	**Texas A&M, 2019**	**197 (7)**
Eddie Kennison	Utah State, 1993	195 (6)
Josh Reed	Auburn, 2001	186 (10)
Wendell Davis	North Carolina, 1986	184 (9)
Josh Reed	Arkansas, 2001	183 (7)
Odell Beckham Jr.	Mississippi State, 2013	179 (9)
Josh Reed	Ole Miss, 2000	173 (8)
Orlando McDaniel	Mississippi State, 1979	172 (3)
Josh Reed	Auburn, 2000	167 (8)
Andy Hamilton	Iowa State, 1971*	165 (6)
Andy Hamilton	Baylor, 1970	165 (10)
Justin Jefferson	**Texas, 2019**	**163 (9)**
Michael Clayton	Western Illinois, 2003	162 (11)
Andy Hamilton	Tulane, 1971	161 (6)
Josh Reed	Kentucky, 2001	160 (8)
Jarvis Landry	Georgia, 2013	156 (10)
Justin Jefferson	**Vanderbilt, 2019**	**155 (9)**
Orlando McDaniel	Florida State, 1981	155 (5)
Reggie Robinson	Arkansas, 1999	154 (5)
Jerel Myers	Auburn, 1999	153 (13)
Abram Booty	Notre Dame, 1998	153 (8)
Andy Hamilton	Notre Dame, 1971	153 (7)
Michael Clayton	Louisiana-Monroe, 2003	152 (6)
Tommy Morel	Mississippi State, 1967	152 (11)
Travin Dural	Wisconsin, 2014	151 (3)
Wendell Davis	Cal State Fullerton, 1987	151 (8)
DJ Chark	Auburn, 2017	150 (5)
Brett Bech	Ole Miss, 1994	149 (6)
Andy Hamilton	Ole Miss, 1971	148 (9)
Ja'Marr Chase	**Texas, 2019**	**147 (8)**
Josh Reed	Mississippi State, 2001	146 (10)
Josh Reed	Tennessee, 2000	146 (7)
Andy Hamilton	Nebraska, 1970*	146 (9)
Todd Kinchen	Miami (Ohio), 1990	145 (5)
Ja'Marr Chase	Arkansas, 2019	144 (6)
Demetrius Byrd	Alabama, 2007	144 (6)
Eric Martin	Kentucky, 1983	143 (7)
Warren Virgets	Vanderbilt, 1950	143 (4)
Ja'Marr Chase	**Auburn, 2019**	**140 (6)**
Travin Dural	Sam Houston State, 2014	140 (3)
Malachi Dupre	Louisville, 2016*	139 (7)
Josh Reed	Western Carolina, 2000	137 (5)
Larry Foster	Kentucky, 1998	137 (5)
Eric Martin	Washington, 1983	137 (7)
Odell Beckham Jr.	UAB, 2013	136 (3)
Josh Reed	Tulane, 2001	135 (6)
Carlos Carson	Georgia, 1978	135 (5)
Rueben Randle	Arkansas, 2011	134 (9)
Brett Bech	Arkansas, 1993	134 (9)
Todd Kinchen	Texas A&M, 1990	133 (5)
Tony Moss	Alabama, 1988	133 (6)
Wendell Davis	Ole Miss, 1987	133 (6)
Travin Dural	Western Kentucky, 2015	132 (3)
Wendell Davis	South Carolina, 1987*	132 (9)
Wendell Davis	Texas A&M, 1986	132 (9)
DJ Chark	Arkansas, 2017	130 (4)
Michael Clayton	Alabama, 2003	130 (12)
Josh Reed	Alabama, 2000	129 (8)
Eddie Kennison	South Carolina, 1995	129 (9)
Andy Hamilton	Wisconsin, 1971	129 (5)
Dan Sandifer	Tulane, 1944	129 (4)
Odell Beckham Jr.	Towson, 2012	128 (5)
Alvin Lee	Tennessee, 1988	128 (10)
Tony Moss	Ole Miss, 1988	128 (6)
Ja'Marr Chase	Florida, 2019	127 (7)
Rueben Randle	Florida, 2011	127 (4)

LSU Record Book - Receiving



Wendell Davis



Brandon LaFell



Eric Martin



DJ Chark

Brandon LaFell	Troy, 2008	126 (12)
Michael Clayton	Alabama, 2001	126 (7)
Eric Martin	Mississippi State, 1983	126 (9)
Rueben Randle	Alabama, 2010	125 (3)
Brandon LaFell	Virginia Tech, 2007	125 (7)
Josh Reed	Tennessee, 2001	125 (7)
Scott Ray	Florida, 1992	125 (8)
Carlos Carson	Alabama, 1978	125 (5)
Justin Jefferson	**Northwestern State, 2019**	**124 (5)**
Travin Dural	Mississippi State, 2014	124 (6)
Josh Reed	Utah State, 2001	124 (5)
Jerel Myers	Ole Miss, 1999	124 (9)
Eddie Kennison	Michigan State, 1995*	124 (5)
Ja'Marr Chase	**Auburn, 2019**	**123 (8)**
Justin Jefferson	**Florida, 2019**	**123 (10)**
Terrace Marshall Jr.	**Texas, 2019**	**123 (6)**
Josh Reed	Florida, 2001	123 (6)
Larry Foster	Texas-El Paso, 1997	123 (7)
Tony Moss	Ohio, 1989	123 (7)
Wendell Davis	Georgia, 1987	123 (11)
Eric Martin	Mississippi State, 1984	123 (6)
Dwayne Bowe	Iowa, 2004*	122 (8)
Jarvis Landry	Ole Miss, 2013	121 (7)
Rueben Randle	Northwestern State, 2011	121 (5)
Wendell Davis	Notre Dame, 1986	121 (7)
Eric Martin	Florida State, 1982	121 (3)
Malachi Dupre	Mississippi State, 2014	120 (4)
Michael Clayton	Illinois, 2001*	120 (8)
Josh Reed	Middle Tennessee, 2001	120 (9)
Terrence Toliver	Louisiana Tech, 2007	119 (3)
Wendell Davis	Alabama, 1985	119 (3)
Odell Beckham Jr.	Georgia, 2013	118 (6)
Odell Beckham Jr.	TCU, 2013	118 (5)
Todd Kinchen	Florida State, 1991	118 (7)
Jarvis Landry	Auburn, 2013	118 (7)
Justin Jefferson	**Arkansas, 2018**	**117 (6)**
Terrence Toliver	Washington, 2009	117 (4)
Jerel Myers	Western Carolina, 2000	117 (6)
Sheddrick Wilson	Auburn, 1995	117 (8)
Tony Moss	Florida State, 1989	117 (6)
Tony Moss	Ohio State, 1988	117 (6)
Abram Booty	Arkansas State, 1998	116 (7)



Foster Moreau

Abram Booty	Arkansas, 1997	116 (10)
Justin Jefferson	**Georgia, 2019**	**115 (7)**
Malachi Dupre	Florida, 2015	115 (4)
Early Doucet	Notre Dame, 2006*	115 (8)
Tony Moss	Miami, 1988	115 (7)
Devery Henderson	Mississippi State, 2003	114 (7)
Jerel Myers	Houston, 1999	114 (8)
Jarvis Landry	Arkansas, 2013	113 (8)
Josh Reed	Mississippi State, 2000	113 (10)
Eddie Kennison	Rice, 1995	113 (4)
Justin Jefferson	**Ole Miss, 2019**	**112 (9)**
Odell Beckham Jr.	Arkansas, 2012	112 (4)
Terrence Toliver	Texas A&M, 2010*	112 (5)
Eric Martin	Mississippi State, 1982	112 (5)
Malcolm Scott	Florida State, 1981	112 (8)
Tony Moss	Tulane, 1988	112 (5)
Terrence Toliver	Florida, 2010	111 (6)
Dwayne Bowe	Kentucky, 2006	111 (6)
Larry Foster	Auburn, 1998	111 (10)
Eric Martin	Florida, 1984	111 (9)
Tommy Morel	Mississippi State, 1968	111 (6)
Brett Bech	Arkansas, 1994	110 (5)
Lonny Myles	Kentucky, 1969	110 (7)
Tommy Morel	Ole Miss, 1968	110 (6)
Malachi Dupre	Arkansas, 2015	109 (8)
Travin Dural	South Carolina, 2015	109 (4)
Jarvis Landry	TCU, 2013	109 (8)
Jarvis Landry	Mississippi State, 2012	109 (9)
Michael Clayton	Arizona, 2003	109 (6)
Devery Henderson	Florida, 2003	109 (5)
Eric Martin	Kentucky, 1982	109 (6)
Abner Wimberly	Ole Miss, 1948	109 (2)
Justin Jefferson	**Georgia, 2018**	**108 (6)**
Abram Booty	Idaho, 1998	108 (7)
Sheddrick Wilson	Florida, 1995	108 (7)
Todd Kinchen	Ole Miss, 1989	108 (5)
Alvin Lee	Ohio State, 1988	108 (6)
Wendell Davis	Georgia, 1986	108 (8)
Eric Martin	Tennessee, 1982	108 (6)
Lee Hedges	Pacific, 1950	108 (3)
Terrence Toliver	Ole Miss, 2009	107 (5)
Rueben Randle	Auburn, 2011	106 (5)



Richard Dickson

Dwayne Bowe	Fresno State, 2006	106 (4)
Eric Martin	Florida, 1983	106 (5)
Darrel Williams	Ole Miss, 2017	105 (4)
DJ Chark	Troy, 2017	105 (4)
Michael Clayton	Kentucky, 2001	105 (9)
Tony Moss	Mississippi State, 1989	105 (3)
Carlos Carson	Rice, 1979	105 (6)
Brett Bech	Auburn, 1994	104 (3)
Chris Hill	Southern Miss, 1994	104 (5)
Herman Fontenot	Vanderbilt, 1984	104 (6)
DJ Chark	Chattanooga, 2017	103 (3)
Dwayne Bowe	Oregon State, 2004	103 (5)
Skyler Green	Louisiana Tech, 2003	103 (9)
Todd Kinchen	Kentucky, 1990	103 (4)
Rogie Magee	Ohio State, 1987	103 (5)
Gerald Keigley	Auburn, 1972	103 (5)
Andy Hamilton	Mississippi State, 1970	103 (2)
Andy Hamilton	Texas A&M, 1970	103 (4)
Lonny Myles	Mississippi State, 1969	103 (8)
Tommy Morel	Tulane, 1968	103 (10)
Tommy Morel	Florida State, 1968	103 (6)
Wendell Davis	Florida, 1987	102 (8)
Reggie Robinson	Mississippi State, 2000	102 (10)
Eddie Fuller	Ole Miss, 1989	102 (5)
Wendell Davis	Mississippi State, 1986	102 (6)
Brandon LaFell	Mississippi State, 2009	101 (6)
Early Doucet	Alabama, 2006	101 (7)
Craig Davis	Mississippi State, 2006	101 (6)
Devery Henderson	Auburn, 2003	101 (6)
Abram Booty	Florida, 1997	101 (4)
Todd Kinchen	Alabama, 1991	101 (7)
Tony Moss	Tulane, 1989	101 (5)
Wendell Davis	Alabama, 1987	101 (9)
Doug Moreau	Texas A&M, 1964	101 (6)
Dilton Richmond	Louisiana Normal, 1942	101 (3)
Brandon LaFell	Mississippi State, 2008	101 (7)
Malachi Dupre	Southern Miss, 2016	100 (3)
Josh Reed	Houston, 1999	100 (5)
Todd Kinchen	Georgia, 1990	100 (6)
Ken Kavanaugh	Vanderbilt, 1939	100 (5)

*- Denotes bowl game

LSU Record Book - Receiving



Ken Kavanaugh Sr.



Travin Dural



Andy Hamilton



Craig Davis



Early Doucet



Devery Henderson

CONSECUTIVE 100-YARD RECEIVING GAMES

1.	6	Josh Reed 135 vs. Tulane, 124 vs. Utah State, 125 at #7 Tennessee, 123 vs. #2 Florida 160 at Kentucky, 146 at Mississippi State	2001
2.	**5**	**Ja'Marr Chase** **123 vs. #9 Auburn, 140 at #3 Alabama,** **227 at Ole Miss, 144 vs. Arkansas,** **197 vs. Texas A&M**	**2019**
3.	4	Josh Reed 293 at Alabama, 120 vs. Middle Tennessee 183 vs. #24 Arkansas, 186 vs. #25 Auburn	2001
4.	3	Michael Clayton 152 vs. Louisiana-Monroe, 109 at Arizona, 162 vs. Western Carolina	2003
	3	Josh Reed 113 vs. #13 Mississippi State, 129 at Alabama, 173 at Ole Miss	2000
	3	Andy Hamilton 153 vs. #7 Notre Dame, 161 vs. Tulane, 165 vs. Iowa State*	1971
	3	Tommy Morel 111 vs. Mississippi State, 103 at Tulane, 103 vs. #19 Florida State	1968
8.	**2**	**Justin Jefferson** **155 vs. Utah State, 123 vs. #7 Florida**	**2019**
	2	**Ja'Marr Chase** **147 at #9 Texas, 229 at Vanderbilt**	**2019**
	2	**Justin Jefferson** **at #9 Texas, 124 vs. Northwestern State**	**2019**
	2	Travin Dural 151 vs. #14 Wisconsin, 140 vs. Sam Houston State	2014
	2	Odell Beckham Jr. 118 at #9 Georgia, 179 at Mississippi State	2013
	2	Jarvis Landry 118 vs. Auburn, 156 at #9 Georgia	2013
	2	Odell Beckham Jr. 118 vs. #20 TCU, 136 vs. UAB	2013
	2	Dwayne Bowe 111 vs. Kentucky, 106 vs. Fresno State	2004
	2	Devery Henderson 114 at Mississippi State, 109 at Florida	2003
	2	Eddie Kennison 113 vs. Rice, 129 at South Carolina	1995
	2	Sheddrick Wilson 117 vs. #5 Auburn, 201 vs. Rice	1995
	2	Todd Kinchen 101 vs. #6 Alabama, 248 vs. Mississippi State	1991
	2	Todd Kinchen 100 vs. Georgia, 145 vs. Miami (Ohio)	1990
	2	Tony Moss 105 vs. Mississippi State, 101 at Tulane	1989
	2	Tony Moss 117 vs. Florida State, 123 vs. Ohio	1989
	2	Tony Moss 115 vs. #3 Miami (Fla.), 112 vs. Tulane	1988
	2	Tony Moss 128 vs. Ole Miss, 133 at #18 Alabama	1988
	2	Alvin Lee 128 at Tennessee, 108 at #18 Ohio State	1988
	2	Wendell Davis 133 at Ole Miss, 101 vs. #13 Alabama	1987
	2	Wendell Davis 102 vs. #19 Florida, 123 at #16 Georgia	1987
	2	Wendell Davis 102 at Mississippi State, 121 vs. Notre Dame	1986
	2	Wendell Davis 184 vs. North Carolina, 133 vs. Ole Miss	1986
	2	Eric Martin 209 vs. #19 Alabama, 126 vs. Mississippi State	1983
	2	Eric Martin 137 vs. #9 Washington, 106 vs. #12 Florida	1983
	2	Eric Martin 112 at Mississippi State, 121 vs. #7 Florida State	1982
	2	Eric Martin 108 vs. Tennessee, 109 at Kentucky	1982

*- Denotes bowl game

CONSECUTIVE 100-YARD RECEIVING GAMES

PLAYER	YEAR	STREAK
Josh Reed	2001	6
Ja'Marr Chase	**2019**	**5**
Josh Reed	2001	4
Ja'Marr Chase	2019	3
Michael Clayton	2003	3
Josh Reed	2000	3
Andy Hamilton	1971	3
Tommy Morel	1968	3
Justin Jefferson	**2019 (2x)**	**2**
Ja'Marr Chase	**2019 (Games 3-4)**	**2**
Travin Dural	2014	2
Odell Beckham Jr.	2013 (2x)	2
Jarvis Landry	2013	2
Dwayne Bowe	2004	2
Devery Henderson	2003	2
Eddie Kennison	1995	2
Sheddrick Wilson	1995	2
Todd Kinchen	1991	2
Todd Kinchen	1990	2
Tony Moss	1989 (2x)	2
Alvin Lee	1988	2
Tony Moss	1988 (2x)	2
Wendell Davis	1987 (2x)	2
Wendell Davis	1986 (2x)	2
Eric Martin	1983 (2x)	2
Eric Martin	1982 (2x)	2

LSU Record Book - Receiving



Devery Henderson



Todd Kinchen



Tony Moss

1,000-YARD RECEIVERS • SEASON (9)

PLAYER	YEAR	YARDS	CATCHES	AVG	GAMES TO 1,000
Josh Reed	2001	1,740	94	18.5	8
Ja'Marr Chase	**2019**	**1,559**	**75**	**20.8**	**10**
Justin Jefferson	**2019**	**1,434**	**102**	**14.1**	**10**
Wendell Davis	1986	1,244	80	15.6	9
Jarvis Landry	2013	1,193	77	15.5	11
Odell Beckham, Jr.	2013	1,152	59	19.5	9
Josh Reed	2000	1,127	65	17.3	10
Michael Clayton	2003	1,079	78	13.8	13
Eric Martin	1983	1,064	52	20.5	10

SAME GAME 100-YARD RECEIVING PERFORMANCES (16)

NAMES (REC./YDS.)	OPPONENT, SEASON	COMBINED REC./YDS.
Ja'Marr Chase (8/227) and Justin Jefferson (9/112)	**at Ole Miss, 2019**	**17/339**
Ja'Marr Chase (7/127) and Justin Jefferson (10/123)	**vs. Florida, 2019**	**17/250**
Justin Jefferson (9/163), Ja'Marr Chase (8/147), Terrace Marshall Jr. (6/123)	**at Texas, 2019**	**23/433**
Travin Dural (6/124) and Malachi Dupre (4/120)	Mississippi State, 2014	10/244
Jarvis Landry (10/156) and Odell Beckham Jr. (6/118)	Georgia, 2013	16/274
Odell Beckham, Jr. (5/118) and Jarvis Landry (8/109)	TCU, 2013	13/227
Josh Reed (14/239) and Michael Clayton (8/120)	Illinois, 2001*	22/359
Josh Reed (19/293) and Michael Clayton (7/126)	Alabama, 2001	26/419
Josh Reed (8/160) and Michael Clayton (9/105)	Kentucky, 2001	17/265
Josh Reed (10/113) and Reggie Robinson (10/102)	Mississippi State, 2000	20/215
Josh Reed (5/137) and Jarel Myers (6/117)	Western Carolina, 2000	11/254
Jerel Myers (8/114) and Josh Reed (5/100)	Houston, 1999	13/214
Sheddrick Wilson (9/201) and Eddie Kennison (4/113)	Rice, 1995	13/314
Tony Moss (6/117) and Alvin Lee (6/108)	Ohio State, 1998	12/225
Todd Kinchen (5/108) and Eddie Fuller (5/102)	Ole Miss, 1989	10/210
Orlando McDaniel (5/155) and Malcolm Scott (8/112)	Florida State, 1981	13/267

* - denotes bowl game



Travin Dural

YEAR-BY-YEAR INDIVIDUAL 100-YARD RECEIVING GAMES

1939	1	1979	2	2000	8
1940-41	0	1980	0	2001	14
1942	1	1981	2	2002	1
1943	0	1982	4	2003	8
1944	1	1983	5	2004	2
1945-47	0	1984	3	2005	0
1948	1	1985	1	2006	5
1949	0	1986	6	2007	3
1950	2	1987	7	2008	2
1951-63	0	1988	7	2009	3
1964	1	1989	6	2010	3
1965-66	0	1990	4	2011	4
1967	1	1991	3	2012	3
1968	5	1992	1	2013	10
1969	2	1993	2	2014	4
1970	4	1994	4	2015	4
1971	5	1995	6	2016	2
1972	1	1996	0	2017	5
1973-76	0	1997	3	2018	2
1977	1	1998	5	2019	16
1978	2	1999	5	**TOTAL**	**203**



Eddie Kennison

LSU Record Book - Total Offense

PLAYS

GAME

1.	**67**	**Joe Burrow vs. Texas A&M (29 rush, 38 pass)**	**2018**
2.	61	Josh Booty vs. Auburn (3 rush, 58 pass)	1999
3.	57	Brandon Harris at Ole Miss (6 rush, 51 pass)	2015
4.	56	Matt Flynn vs. Arkansas (9 rush, 47 pass)	2007
	56	Marcus Randall vs. Texas (11 rush, 45 pass)	2002
6.	**55**	**Joe Burrow vs. Auburn (13 rush, 42 pass)**	**2019**
	55	Tommy Hodson vs. Tennessee (6 rush, 49 pass)	1989
8.	54	Matt Flynn at Alabama (10 rush, 44 pass)	2007
9.	**53**	**Joe Burrow at Alabama (14 rush, 39 pass)**	**2019**
	53	Herb Tyler at Ole Miss (14 rush, 39 pass)	1998
	53	Jeff Wickersham vs. Mississippi St. (2 rush, 51 pass)	1983

SEASON

1.	**579**	**Joe Burrow (101 rush, 478 pass)**	**2019**
2.	**507**	**Joe Burrow (128 rush, 379 pass)**	**2018**
3.	459	Matt Flynn (100 rush, 359 pass)	2007
4.	437	Matt Mauck (79 rush, 358 pass)	2003
5.	414	Jeff Wickersham (68 rush, 346 pass)	1985
6.	408	Jordan Jefferson (112 rush, 296 pass)	2009
7.	405	Rohan Davey (38 rush, 367 pass)	2001
8.	399	Zach Mettenberger (47 rush, 352 pass)	2012
9.	395	Jeff Wickersham (58 rush, 337 pass)	1983
10.	394	JaMarcus Russell (52 rush, 342 pass)	2006

CAREER

1.	1,307	Tommy Hodson (144 rush, 1,163 pass)	1986-89
2.	1,181	Jeff Wickersham (176 rush, 1,005 pass)	1982-85
3.	**1,086**	**Joe Burrow (229 rush, 857 pass)**	**2018-present**
4.	1,063	Jamie Howard (129 rush, 934 pass)	1992-95
5.	1,037	Jordan Jefferson (359 rush, 678 pass)	2008-11
6.	1,006	Herb Tyler (291 rush, 715 pass)	1995-98
7.	992	Alan Risher (377 rush, 615 pass)	1980-82
8.	936	JaMarcus Russell (139 rush, 797 pass)	2004-06
9.	884	Dalton Hilliard (882 rush, 2 pass)	1982-85
10.	859	Kevin Faulk (856 rush, 3 pass)	1995-98

TOTAL YARDS

GAME

1.	540	Rohan Davey at Alabama (12 rush, 528 pass)	2001
2.	**515**	**Joe Burrow at Ole Miss (26 rush, 489 pass)**	**2019**
3.	**514**	**Joe Burrow vs. Oklahoma (21 rush, 493 pass)**	**2019**
4.	**479**	**Joe Burrow at Texas (8 rush, 471 pass)**	**2019**
5.	**457**	**Joe Burrow at Alabama (64 rush, 393 pass)**	**2019**
6.	433	Tommy Hodson vs. Tennessee (-5 rush, 438 pass)	1989
7.	**418**	**Joe Burrow vs. UCF (24 rush, 394 pass)**	**2018**
8.	**403**	**Joe Burrow vs. Northwestern State (30 rush, 373 pass)**	**2019**
9.	400	Jesse Daigle vs. Mississippi State (6 rush, 394 pass)	1991
10.	**390**	**Joe Burrow vs. Georgia (41 rush, 349 pass)**	**2019**

SEASON

1.	**5,518**	**Joe Burrow (310 rush, 5,208 pass)**	**2019**
2.	3,351	Rohan Davey (4 rush, 3,347 pass)	2001
3.	**3,293**	**Joe Burrow (399 rush, 2,894 pass)**	**2018**
4.	3,271	JaMarcus Russell (142 rush, 3,129 pass)	2006
5.	2,949	Zach Mettenberger (-133 rush, 3,082 pass)	2013
6.	2,922	Matt Mauck (97 rush, 2,825 pass)	2003
7.	2,622	Matt Flynn (215 rush, 2,407 pass	2007
8.	2,604	Tommy Hodson (-51 rush, 2,655 pass)	1989
9.	2,591	Danny Etling (128 rush, 2,463 pass)	2017
10.	2,436	Jeff Wickersham (-106 rush, 2,542 pass)	1983

CAREER

1.	8,938	Tommy Hodson (-177 rush, 9,115 pass)	1986-89
2.	**8,811**	**Joe Burrow (709 rush, 8,102 pass)**	**2018-present**
3.	6,705	Jeff Wickersham (-216 rush, 6,921 pass)	1982-85
4.	6,704	JaMarcus Russell (79 rush, 6,625 pass)	2004-06
5.	6,654	Herb Tyler (778 rush, 5,876 pass)	1995-98
6.	6,010	Jamie Howard (-148 rush, 6,158 pass)	1992-95
7.	5,751	Jordan Jefferson (1,018 rush, 4,733 pass)	2008-11
8.	5,470	Zach Mettenberger (-313 rush, 5,783 pass)	2011-13
9.	5,127	Alan Risher (542 rush, 4,585 pass)	1980-82
10.	4,760	Danny Etling (174 rush, 4,586 pass)	2016-17

YARDS PER GAME

SEASON

1.	**394.1**	**Joe Burrow (5,518 in 14 games)**	**2019**
2.	279.3	Rohan Davey (3,351 in 12 games)	2001
3.	**253.3**	**Joe Burrow (3,293 in 13 games)**	**2018**
4.	251.6	JaMarcus Russell (3,271 in 13 games)	2006
5.	245.8	Zach Mettenberger (2,949 in 12 games)	2013
6.	236.7	Tommy Hodson (2,604 in 11 games)	1989
7.	221.5	Jeff Wickersham (2,436 in 11 games)	1983
8.	220.0	Herb Tyler (2,200 in 10 games)	1998
9.	218.5	Matt Flynn (2,622 in 12 games)	2007
10.	212.2	Josh Booty (2,121 in 10 games)	2000

CAREER (MIN. 20 GAMES)

1.	**326.3**	**Joe Burrow (8,811 in 27 games)**	**2018-present**
2.	203.1	Tommy Hodson (8,938 in 44 games)	1986-89
3.	198.3	Danny Etling (4760 in 24 games)	2016-17
4.	197.5	Josh Booty (3,951 in 20 games)	1999-00
5.	186.2	JaMarcus Russell (6,704 in 36 games)	2004-06
6.	184.8	Herb Tyler (6,654 in 20 games)	1995-98
7.	182.3	Zach Mettenberger (5,470 in 30 games)	2011-13
8.	181.6	Matt Mauck (4,176 in 23 games)	2001-03
9.	179.7	Rohan Davey (4,492 in 25 games)	1998-01
10.	176.4	Jeff Wickersham (6,705 in 38 games)	1982-85

MOST TOUCHDOWNS RESPONSIBLE FOR

GAME

1.	**8**	**Joe Burrow vs. Oklahoma* (1 rush, 7 pass)**	**2019**
2.	**6**	**Joe Burrow vs. Utah State (1 rush, 5 pass)**	**2019**
	6	**Joe Burrow at Vanderbilt (6 pass)**	**2019**
	6	**Joe Burrow vs. Texas A&M (3 rush, 3 pass)**	**2018**
5.	**5**	**Joe Burrow at Ole Miss (5 pass)**	**2019**
	5	**joe Burrow vs. Georgia Southern (5 pass)**	**2019**
	5	Leonard Fournette vs. Texas Tech (4 rush, 1 rec)	2015
	5	Brandon Harris vs. New Mexico St. (3 pass, 2 rush)	2014
	5	Zach Mettenberger vs. UAB (5 pass)	2013
	5	Herb Tyler vs. Kentucky (3 rush, 2 pass)	1998
	5	Kevin Faulk at Kentucky (5 rush)	1997
	5	Tommy Hodson vs. Tennessee (4 pass, 1 rush)	1989
	5	Carlos Carson vs. Rice (5 rec)	1977

SEASON

1.	**59**	**Joe Burrow (4 rush, 55 pass)**	**2019**
2.	29	JaMarcus Russell (1 rush, 28 pass)	2006
	29	Matt Mauck (1 rush, 28 pass)	2003
4.	25	Matt Flynn (4 rush, 21 pass)	2007
	25	Herb Tyler (7 rush, 18 pass)	1998
6.	24	Tommy Hodson (2 rush, 22 pass)	1989
7.	**23**	**Joe Burrow (7 rush, 16 pass)**	**2018**
	23	Leonard Fournette (22 rush, 1 rec)	2015
9.	22	Zach Mettenberger (22 pass)	2013
10.	21	Alan Risher (4 rush, 17 pass)	1982

CAREER

1.	**82**	**Joe Burrow (11 rush, 71 pass)**	**2018-present**
2.	71	Tommy Hodson (2 rush, 69 pass)	1986-89
3.	63	Herb Tyler (23 rush, 40 pass)	1995-98
4.	56	JaMarcus Russell (4 rush, 52 pass)	2004-06
5.	53	Kevin Faulk (46 rush, 4 rec, 2 PR, 1 KOR)	1995-98
6.	50	Dalton Hilliard (44 rush, 6 rec)	1982-85
7.	46	Jordan Jefferson (12 rush, 34 pass)	2008-11
8.	44	Alan Risher (13 rush, 31 pass)	1980-82
9.	42	Leonard Fournette (40 rush, 1 rec, 1 KOR)	2014-16
10.	40	Matt Mauck (5 rush, 35 pass)	2001-03
	40	Charles Alexander (40 rush)	1975-78

* - SEC Record

LSU Record Book - Total Offense



Mike Miley



Danny Etling



Jarrett Lee

LSU'S ALL-TIME STARTING QUARTERBACK CAREER RECORD (SINCE 1957)

YEARS	QB	CAREER RECORD BY WINS
1986-89	Tommy Hodson	31-14-1
1995-98	Herb Tyler	27-11
2004-06	JaMarcus Russell	26-4
1957-59	Warren Rabb	25-7
2018-pres.	**Joe Burrow**	**24-3**
2008-11	Jordan Jefferson	24-8
1983-85	Jeff Wickersham	21-12-2
1960-62	Jimmy Field	20-6-2
2011-13	Zach Mettenberger	19-6
2001-03	Matt Mauck	18-2
1980-82	Alan Risher	17-14-2
2016-17	Danny Etling	16-7
2008-11	Jarrett Lee	14-4
1977-79	David Woodley	14-7
1963-65	Pat Screen	13-3-1
1970-72	Bert Jones	12-4-1
1999-01	Rohan Davey	12-5
1992-95	Jamie Howard	12-19-1
2004-07	Matt Flynn	11-2
1967-69	Mike Hillman	11-2
1966-68	Fred Haynes	11-5-1
1976-79	Steve Ensminger	11-6
1972-73	Mike Miley	9-3
1969-70	Buddy Lee	9-3
2014-16	Brandon Harris	9-5
2013-15	Anthony Jennings	9-4
1965-67	Nelson Stokley	9-5-1
1975-77	Pat Lyons	9-8-1
1999-00	Josh Booty	8-10
1963-65	Billy Ezell	7-5
1990-93	Chad Loup	7-10
1970-72	Paul Lyons	6-1
2002-04	Marcus Randall	6-7
1960-62	Lynn Amedee	4-0-1
1973-74	Billy Broussard	4-5-1
2008	Andrew Hatch	3-0
1990	Sol Graves	3-2
2007	Ryan Perrilloux	2-0
1990-92	Jesse Daigle	2-4
2002	Rick Clausen	1-0
1979-80	Robert Mahfouz	1-0
1974-76	Carl Otis Trimble	1-0
1967-69	Jimmy Gilbert	1-0
1998-99	Craig Nall	1-1
1975-77	Bobby Moreau	1-1
1985-88	Mickey Guidry	0-1
1995-97	Melvin Hill	0-3

LSU'S ALL-TIME STARTING QUARTERBACK RECORD BY SEASON (SINCE 1957)

YEAR	STARTING QUARTERBACK	RECORD
1957	Warren Rabb	5-5
1958	Warren Rabb	11-0
1959	Warren Rabb	9-2
1960	Jimmy Field	2-4
	Lynn Amedee	3-0-1
1961	Jimmy Field	10-1
1962	Jimmy Field	8-1-1
	Lynn Amedee	1-0
1963	Billy Ezell	4-3
	Pat Screen	3-1
1964	Pat Screen	5-0-1
	Billy Ezell	3-2
1965	Pat Screen	5-2
	Nelson Stokley	3-1
1966	Fred Haynes	4-3-1
	Nelson Stokley	1-1
1967	Nelson Stokley	5-3-1
	Fred Haynes	2-0
1968	Fred Haynes	5-2
	Mike Hillman	2-1
	Jimmy Gilbert	1-0
1969	Mike Hillman	9-1
1970	Buddy Lee	9-3
1971	Paul Lyons	6-1
	Bert Jones	3-2
1972	Bert Jones	9-2-1
1973	Mike Miley	9-3
1974	Billy Broussard	4-5-1
	Carl Otis Trimble	1-0
1975	Pat Lyons	4-5
	Bobby Moreau	1-1
1976	Pat Lyons	5-3-1
	Steve Ensminger	2-0
1977	Steve Ensminger	7-4
	David Woodley	1-0
1978	David Woodley	8-4
1979	David Woodley	5-3
	Steve Ensminger	2-2
1980	Alan Risher	6-4
	Robert Mahfouz	1-0
1981	Alan Risher	3-7-1
1982	Alan Risher	8-3-1
1983	Jeff Wickersham	4-7
1984	Jeff Wickersham	8-3-1
1985	Jeff Wickersham	9-2-1
1986	Tommy Hodson	9-3
1987	Tommy Hodson	10-0-1
	Mickey Guidry	0-1
1988	Tommy Hodson	8-4
1989	Tommy Hodson	4-7
1990	Sol Graves	3-2
	Chad Loup	2-4
1991	Chad Loup	3-3
	Jesse Daigle	2-3
1992	Chad Loup	2-2
	Jamie Howard	0-6
	Jesse Daigle	0-1
1993	Jamie Howard	5-5
	Chad Loup	0-1
1994	Jamie Howard	4-5
	Melvin Hill	0-2
1995	Herb Tyler	4-0
	Jamie Howard	3-3-1
	Melvin Hill	0-1
1996	Herb Tyler	10-2
1997	Herb Tyler	9-3
1998	Herb Tyler	4-6
	Craig Nall	0-1
1999	Craig Nall	1-0
	Rohan Davey	1-1
	Josh Booty	1-7
2000	Josh Booty	7-3
	Rohan Davey	1-1
2001	Rohan Davey	10-3
2002	Matt Mauck	5-1
	Marcus Randall	2-4
	Rick Clausen	1-0
2003	Matt Mauck	13-1
2004	JaMarcus Russell	5-0
	Marcus Randall	4-3
2005	JaMarcus Russell	10-2
	Matt Flynn	1-0
2006	JaMarcus Russell	11-2
2007	Matt Flynn	10-2
	Ryan Perrilloux	2-0
2008	Jarrett Lee	4-4
	Andrew Hatch	3-0
	Jordan Jefferson	1-1
2009	Jordan Jefferson	8-4
	Jarrett Lee	1-0
2010	Jordan Jefferson	11-2
2011	Jarrett Lee	9-0
	Jordan Jefferson	4-1
2012	Zach Mettenberger	10-3
2013	Zach Mettenberger	9-3
	Anthony Jennings	1-0
2014	Anthony Jennings	8-4
	Brandon Harris	0-1
2015	Brandon Harris	9-3
2016	Danny Etling	7-3
	Brandon Harris	1-1
2017	Danny Etling	9-4
2018	**Joe Burrow**	**10-3**
2019	**Joe Burrow**	**14-0**

LSU Record Book - All Purpose

ALL PURPOSE YARDS

GAME

1.	376	Kevin Faulk vs. Houston (246 rush, 8 rec., 106 PR, 16 KOR)	1996
2.	338	Josh Reed at Alabama (293 rec., 5 PR, 40 KOR)	2001
3.	331	Odell Beckham, Jr. vs. UAB (15 rush, 136 rec., 59 PR, 21 KOR, 100 FGR)	2013
4.	309	Leonard Fournette vs. Ole Miss (284 rush, 25 rec.)	2016
5.	300	Cecil Collins vs. Auburn (232 rush, 11 rec., 57 KOR)	1997
6.	298	Devery Henderson at Kentucky (10 rush, 201 rec., 87 KOR)	2002
7.	290	Odell Beckham, Jr. at Mississippi State (179 rec., 111 KOR)	2013
8.	289	Odell Beckham, Jr. at Georgia (118 rec., -4 PR, 175, KOR)	2013
9.	286	Domanick Davis vs. Mississippi State (122 rush, 128 PR, 36 KOR)	2002
10.	285	Derrius Guice at Texas A&M (285 rush)	2016

SEASON

1.	2,315	Odell Beckham, Jr. (58 rush, 1,152 rec., 160 PR, 845 KOR, 100 FGR)	2013
2.	2,206	Leonard Fournette (1,953 rush, 253 rec.)	2015
3.	2,120	Domanick Davis (31 rush, 130 rec., 499 PR, 560 KOR)	2002
4.	2,109	Kevin Faulk (1,279, rush, 287 rec., 265 PR, 278 KOR)	1998
5.	2,104	Kevin Faulk (1,282 rush, 134 rec., 375 PR, 313 KOR)	1996
6.	**1,917**	**Clyde Edwards-Helaire** **(1,304 rush, 399 rec., 214 KOR)**	**2019**
7.	1,860	Josh Reed (7 rush, 1,740 rec., 5 PR, 108 KOR)	2001
8.	1,786	Leonard Fournette (1,034 rush, 127 rec., 625 KOR)	2014
9.	1,766	Charles Alexander (1,686 rush, 80 rec.)	1977
10.	1,716	Derrius Guice (1,387 rush, 106 rec., 223 KOR)	2016

CAREER

1.	*6,883	Kevin Faulk (4,557 rush, 600 rec., 832 PR, 844 KOR)	1995-98
2.	5,743	Domanick Davis (2,056 rush, 393 rec., 1,126 PR, 2,168 KOR)	1999-2002
3.	5,326	Dalton Hilliard (4,050 rush, 1,133 rec., 143 KOR)	1982-85
4.	4,981	Leonard Fournette (3,830 rush, 526 rec., 625 KOR)	2014-16
5.	4,513	Charles Alexander (4,035 rush, 431 rec., 47 KOR)	1975-78
6.	4,118	Odell Beckham, Jr. (77 rush, 2,340 rec., 557 PR, 1,044 KOR, 100 FGR)	2011-13
7.	4,066	Harvey Williams (2,860 rush, 674 rec., 532 KOR)	1986-90
8.	4,019	Derrius Guice (3,074 rush, 250 rec., 695 KOR)	2015-17
9.	3,833	Eric Martin (357 rush, 2,625 rec., 851 KOR)	1981-84
10.	3,819	Eddie Kennison (140 rush, 1,554 rec., 947 PR, 1,178 KOR)	1993-95

* - SEC Record

ALL PURPOSE YARDS PER GAME

SEASON

1.	191.7	Kevin Faulk (1,279 rush, 287 rec., 265 PR, 278 KOR in 11 games)	1998
2.	191.3	Kevin Faulk (1,282 rush, 134 rec., 375 PR, 313 KOR in 11 games)	1996
3.	183.8	Leonard Fournette (1,953 rush, 253 rec. in 12 games)	2015
4.	182.9	Kevin Faulk (1,144 rush, 93 rec., 192 PR, 217 KOR in 9 games)	1997
5.	178.1	Odell Beckham Jr. (58 rush, 1,152 rec., 160 PR, 845 KOR in 13 games)	2013

CAREER

1.	166.7	Kevin Faulk (6,833 yards in 41 games)	1995-98
2.	155.7	Leonard Fournette (4,981 yards in 32 games)	2014-16
3.	137.2	Odell Beckham Jr. (4,118 yards in 30 games)	2011-13

SCORING • POINTS

GAME

1.	30	Leonard Fournette vs. Texas Tech (5 TDs)	2015
	30	Kevin Faulk at Kentucky (5 TDs)	1997
	30	Carlos Carson vs. Rice (5 TDs)	1977
4.	26	Harvey Williams vs. Miami (Ohio) (4 TDs, 1 2-PT Conv.)	1990
	26	Wendell Harris vs. Tulane (3 TDs, 1 FG, 2 PAT)	1961
6.	24	14 players	
	Last:	**Justin Jefferson (4 TDs)**	**2019**

SEASON

1.	147	Colt David (1 TD, 26 FG, 63 PAT)	2007
2.	**146**	**Cade York (21 FG, 83 PAT)**	**2019**
3.	138	Leonard Fournette (34 TDs)	2015
4.	129	Cole Tracy (29 FG, 42 PAT)	2018
5.	120	Josh Jasper (28 FG, 36 PAT)	2010
6.	114	LaBrandon Toefield (19 TD)	2001
7.	110	Drew Alleman (16 FG, 62 PAT)	2011
8.	108	Charles Scott (18 TD)	2008
9.	107	Drew Alleman (21 FG, 44 PAT)	2012
10.	104	Charles Alexander (17 TD, 1 2-PT Conv.)	1977

CAREER

1.	369	Colt David (54 FG, 201 PAT, 1 TD)	2005-08
2.	318	Kevin Faulk (53 TDs)	1995-98
3.	302	Dalton Hilliard (50 TDs, 1 2-PT Conv.)	1982-85
4.	292	David Browndyke (61 FG, 109 PAT)	1986-89
5.	279	John Corbello (50 FG, 129 PAT)	1999-02
6.	254	Charles Alexander (42 TDs, 1 2-PT Conv.)	1975-78
7.	252	Leonard Fournette (42 TDs)	2014-16
8.	235	Colby Delahoussaye (35 FG, 130 PAT)	2013-16
9.	217	Drew Alleman (37 FG, 106 PAT)	2011-12
10.	216	Josh Jasper (47 FG, 75 PAT)	2008-10

SCORING • TOUCHDOWNS

GAME

1.	5	Leonard Fournette vs. Texas Tech	2015
	5	Kevin Faulk at Kentucky	1997
	5	Carlos Carson vs. Rice	1977
4.	**4**	**Justin Jefferson vs. Oklahoma**	**2019**
	4	**Clyde Edwards-Helaire at Alabama**	**2019**
	4	**Ja'Marr Chase at Vanderbilt**	**2019**
	4	Derrius Guice at Texas A&M	2016
	4	Odell Beckham, Jr. vs. UAB	2013
	4	LaBrandon Toefield vs. Utah State	2001
	4	Rondell Mealey vs. New Mexico State	1996
	4	Harvey Williams vs. Miami (Ohio)	1990
	4	Dalton Hilliard at Kentucky	1984
	4	Charles Alexander vs. Oregon	1977
	4	Ken Kavanaugh Sr. at Holy Cross	1939

SEASON

1.	23	Leonard Fournette	2015
2.	19	LaBrandon Toefield	2001
3.	**18**	**Justin Jefferson**	**2019**
	18	**Ja'Marr Chase**	**2019**
	18	Charles Scott	2008
6.	**17**	**Clyde Edwards-Helaire**	**2019**
	17	Kevin Faulk	1997
	17	Charles Alexander	1997
9.	16	Dalton Hilliard	1982
	16	Charles Alexander	1978
	16	Jeremy Hill	2013

CAREER

1.	53	Kevin Faulk	1995-98
2.	50	Dalton Hilliard	1982-85
3.	42	Leonard Fournette	2014-16
	42	Charles Alexander	1975-78
5.	35	Charles Scott	2006-09
6.	33	Rondell Mealey	1996-99
7.	32	Derrius Guice	2015-17
8.	30	Garry James	1982-85
9.	29	Harvey Williams	1986-90
	29	Terry Robiskie	1973-76

LONGEST SCORING PLAYS • RETURNS

1.	100	Leonard Fournette, Kickoff vs. Notre Dame	2014
	100	Odell Beckham, Jr., FG vs. UAB	2013
	100	Craig Loston, INT vs. Ole Miss	2012
	100	Eddie Kennison, Punt vs. Mississippi State	1994
	100	Greg Jackson, INT at Mississippi State	1988
	100	Eric Martin, Kickoff vs. Kentucky	1981
	100	Sammy Grezaffi, Kickoff at Tennessee	1967
	100	White Graves, INT at Kentucky	1964
	100	Ken Kavanaugh Sr., Fumble at Rice	1937

LSU Record Book - Special Teams



Cole Tracy



Colt David



Josh Jasper

Kicking

FIELD GOAL ATTEMPTS

GAME

1.	6	David Browndyke (made 4) vs. Ole Miss	1986
	6	Juan Roca (made 1) vs. Florida	1972
3.	5	Cole Tracy (made 5) vs. Georgia	2018
	5	Trent Domingue (made 3) vs. Texas A&M	2015
	5	Josh Jasper (made 5) vs. Mississippi St.	2010
	5	Colt David (made 3) at Arkansas	2008
	5	John Corbello (made 3) vs. So. Carolina	2002
	5	David Lafleur (made 4) at Auburn	1994
	5	David Browndyke (made 4) at Mississippi St.	1986
	5	Mike Conway (made 4) at Kentucky	1978
	5	Carlos Rabb (made 3) at Florida	1967

SEASON

1.	34	Josh Jasper (28/34)	2010
2.	33	Cole Tracy (29/33)	2018
	33	Colt David (26/33)	2007
4.	29	Drew Alleman (21/29)	2012
5.	**26**	**Cade York (21/26)**	**2019**
6.	24	John Corbello (17/24)	2002
7.	23	John Corbello (14/23)	2001
	23	David Browndyke (19/23)	1988
9.	21	Colt David (16/21)	2008
10.	21	Doug Moreau (13/21)	1964

CAREER

1.	77	John Corbello (50/77)	1999-02
2.	75	David Browndyke (61/75)	1986-89
3.	72	Colt David (54/72)	2005-08
4.	56	Josh Jasper (47/56)	2008-10
5.	55	Juan Betanzos (36/55)	1982-84
6.	50	André LaFleur (37/50)	1993-95
7.	48	Mike Conway (33/48)	1975-78
8.	47	Drew Alleman (37/47)	2011-12
9.	45	Pedro Suarez (33/45)	1990-92
10.	44	Colby Delahoussaye (35/44)	2013-16
	44	Chris Jackson (26/44)	2003-06

FIELD GOALS MADE

GAME

1.	5	Cole Tracy vs. Georgia	2018
	5	Josh Jasper vs. Mississippi State	2010
3.	4	Cole Tracy vs. UCF	2018
	4.	Cole Tracy vs. Mississippi State	2018
	4	Cole Tracy vs. Miami	2018
	4	Connor Culp at Ole Miss	2017
	4	Mike Conway at Kentucky	1978
	4	David Browndyke vs. Ole Miss	1986
	4	David Browndyke at Mississippi State	1986
	4	David Browndyke at Georgia	1987
	4	David Browndyke at Ohio State	1988
	4	André LaFleur at Auburn	1994
	4	John Corbello vs. Miami (Ohio)	2002
	4	Josh Jasper vs. Arkansas	2009
	4	Drew Alleman at Mississippi State	2011

SEASON

1.	29	Cole Tracy (33 att.)	2018
2.	28	Josh Jasper (34 att.)	2010
3.	26	Colt David (33 att.)	2007
4.	**21**	**Cade York (25 att.)**	**2019**
	21	Drew Alleman (29 att.)	2012
6.	19	David Browndyke (23 att.)	1988
7.	17	John Corbello (24 att.)	2002
	17	Josh Jasper (20 att.)	2009
9.	16	Colt David (21 att.)	2008
	16	Drew Alleman (18 att.)	2011

CAREER

1.	61	David Browndyke (75 att.)	1986-89
2.	54	Colt David (72 att.)	2005-08
3.	50	John Corbello (77 att.)	1999-2002
4.	47	Josh Jasper (56 att.)	2008-10
5.	37	André LaFleur (50 att.)	1993-95
	37	Drew Alleman (47 att.)	2011-12
7.	36	Juan Betanzos (55 att.)	1982-84
8.	35	Colby Delahoussaye (44 att.)	2013-16
9.	33	Mike Conway (48 att.)	1975-78
	33	Pedro Suarez (45 att.)	1990-92

LONG FIELD GOALS

GAME

1.	54	Cole Tracy vs. Miami	2018
	54	Wade Richey vs. Kentucky	1996
	54	Ron Lewis at North Carolina	1985
4.	53	Josh Jasper vs. Louisiana-Monroe	2010
	53	Colt David vs. Georgia Tech	2008
	53	Chris Jackson at Arkansas	2004
	53	Juan Roca at Rice	1972
8.	**52**	**Cade York at Ole Miss**	**2019**
	52	Josh Jasper vs. Louisiana-Lafayette	2009
	52	Colt David vs. Ole Miss	2008
	52	Colt David vs. Troy	2008
	52	David Browndyke vs. Ole Miss	1986
	52	Juan Roca vs. Mississippi State	1973
	52	Juan Roca vs. Wisconsin	1972

FIELD GOAL PERCENTAGE

SEASON

(Min. 10 attempts)

1.	100.0	David Browndyke (14 of 14)	1989
2.	93.3	Mike Conway (14 of 15)	1978
3.	92.9	Colby Delahoussaye (13 of 14)	2013
4.	88.9	Drew Alleman (16 of 18)	2011
5.	88.0	Pedro Suarez (15 of 17)	1990
6.	87.9	Cole Tracy (29 of 33)	2018
7.	85.0	Josh Jasper (17 of 20)	2009
8.	83.3	Johnston (10 of 12)	1981
9.	83.0	David Browndyke (19 of 23)	1988
10.	82.4	Josh Jasper (28 of 34)	2010

CAREER:

(Min. 20 attempts)

1.	.879	Cole Tracy (29-33)	2018
2.	.839	Josh Jasper (47-56)	2008-10
3.	.813	David Browndyke (61-75)	1986-89
4.	**.808**	**Cade York (21 of 26)**	**2019**
5.	.800	David Johnston (16-20)	1980-81
6.	.796	Colby Delahoussaye (35-44)	2014-16
7.	.787	Drew Alleman (37-47)	2011-12
8.	.750	Colt David (54-72)	2005-08
9.	.740	André LaFleur (37-50)	1993-95
10.	.733	Pedro Suarez (33-45)	1990-92

PAT KICKS MADE

GAME

1.	10	Bobby Moreau vs. Rice	1977
2.	**9**	**Cade York vs. Oklahoma**	**2019**
	9	**Cade York at Vanderbilt**	**2019**
	9	Colby Delahoussaye vs. New Mexico St.	2014
	9	Wade Richey vs. New Mexico State	1996
	9	Drew Alleman vs. Idaho	2012
6.	**8**	**Cade York vs. Arkansas**	**2019**
	8	**Cade York vs. Northwestern State**	**2019**
	8	Colby Delahoussaye at Mississippi St.	2013
	8	Colby Delahoussaye vs. UAB	2013
	8	Colt David vs. North Texas	2005
	8	Mark Lumpkin vs. Ole Miss	1970
	8	Mike Conway vs. Oregon	1977
	8	David Browndyke vs. Cal State Fullerton	1987

SEASON

1.	***83**	**Cade York**	**2019**
2.	63	Colt David	2007
3.	62	Drew Alleman	2011
4.	56	Colby Delahoussaye	2013
5.	50	Colt David	2006
6.	49	Trent Domingue	2015
7.	47	Juan Betanzos	1982
8.	45	Colt David	2005
9.	44	Colt David	2008
	44	Drew Alleman	2012

* - SEC Record

CAREER

1.	201	Colt David	2005-08
2.	130	Colby Delahoussaye	2013-16
3.	129	John Corbello	1999-2002
4.	109	David Browndyke	1986-89
5.	106	Drew Alleman	2011-12
6.	92	Mark Lumpkin	1968-70
7.	90	Juan Betanzos	1982-84
8.	88	Mike Conway	1975-78
9.	**83**	**Cade York**	**2019**
10.	81	Rusty Jackson	1972-74

CONSECUTIVE PAT KICKS MADE

1.	109	David Browndyke	1986-89
2.	106	Drew Alleman	2011-12
3.	77	Colt David	2005-06
4.	72	Colt David	2006-07
5.	69	André LeFleur	1993-95
6.	56	Josh Jasper	2008-10
7.	47	John Corbello	1999-02
8.	43	Juan Betanzos	1982
9.	42	Cole Tracy	2018
	42	Trent Domingue	2015
	42	Mike Conway	1976-77
	42	Pedro Suarez	1989-92

LSU Record Book - Special Teams

TOTAL POINTS SCORED BY KICKING

GAME

1.	18	Cole Tracy vs. Georgia (5 FG, 3 PAT)	2018
2.	17	Josh Jasper vs. Miss. St. (5 FG, 2 PAT)	2010
	17	David Browndyke at Miss. St. (4 FG, 5 PAT)	1986
4.	**16**	**Cade York at Ole Miss (3 FG, 7 PAT)**	**2019**
	16	Cole Tracy vs. UCF (4 FG, 4 PAT)	2018
	16	Connor Culp at Ole Miss (4 FG, 4 PAT)	2017
7.	15	Cole Tracy vs. Miami (4 FG, 3 PAT)	2018
	15	Josh Jasper vs. UL-Monroe (3 FG, 6 PAT)	2010
	15	Josh Jasper vs. Arkansas (4 FG, 3 PAT)	2009
	15	John Corbello vs. Miami (Oh.) (4 FG, 3 PAT)	2002
	15	David Browndyke at Ohio St. (4 FG, 3 PAT)	1988

SEASON

1.	***146**	**Cade York (21 FG, 83 PAT)**	**2019**
2.	141	Colt David (26 FG, 63 PAT)	2007
3.	129	Cole Tracy (29 FG, 42 PAT)	2018
4.	120	Josh Jasper (28 FG, 36 PAT)	2010
5.	110	Drew Alleman (16 FG, 62 PAT)	2011
6.	107	Drew Alleman (21 FG, 44 PAT)	2012
7.	95	Colby Delahoussaye (13 FG, 56 dPAT)	2013
8.	91	Colt David (16 FG, 44 PAT)	2008
9.	88	Trent Domingue (13 FG, 49 PAT)	2015
10.	85	Josh Jasper (17 FG, 34 PAT)	2009
	85	John Corbello (17 FG, 34 PAT)	2002

* - SEC Record

CAREER

1.	363	Colt David (54 FG, 201 PAT)	2005-08
2.	292	David Browndyke (61 FG, 109 PAT)	1986-89
3.	279	John Corbello (33 FG, 95 PAT)	1999-02
4.	235	Colby Delahoussaye (35 FG, 130 PAT)	2013-16
5.	217	Drew Alleman (37 FG, 106 PAT)	2011-12
6.	216	Josh Jasper (47 FG, 75 PAT)	2008-10
7.	198	Juan Betanzos (36 FG, 90 PAT)	1982-84
8.	187	Mike Conway (33 FG, 88 PAT)	1975-78

Punting

MOST PUNTS

GAME

1.	13	Matt DeFrank at Ole Miss (489 yards)	1985
	13	Leo Bird vs. Tennessee (519 yards)	1941
3.	12	Rusty Jackson vs. Texas A&M (496 yds)	1975
	12	Al Doggett vs. Tennessee	1952
5.	11	Brian Griffith at Texas A&M (489)	1991
	11	Jerry Stovall at Georgia Tech (370)	1962
	11	Jerry Stovall vs. Texas A&M (473)	1960
	11	Jim Barton at Mississippi State	1951
9.	10	9 times; Last: Jamie Keehn vs. Iowa (469)	2012

SEASON

1.	81	Al Doggett (38.9 avg.)	1952
2.	75	Jim Barton (36.0 avg.)	1951
3.	73	Steve Jackson (40.0 avg.)	1975
4.	71	Jamie Keehn (44.9 avg.)	2014
5.	67	James Wagner (40.0 avg.)	1981
6.	66	David Johnston (39.0 avg.)	1980
7.	65	Donnie Jones (42.4 avg.)	2003
8.	64	Donnie Jones (44.0 avg.)	2002
	64	Wayne Dickinson (37.5 avg.)	1970
	64	Jerry Stovall (42.1 avg.)	1960

CAREER

1.	233	Donnie Jones (42.1 avg.)	2000-03
2.	186	Chad Kessler (42.9 avg.)	1994-97
3.	184	Jamie Keehn (42.6 avg.)	2012-15
4.	180	Clay Parker (40.6 avg.)	1981-84
5.	167	Rusty Jackson (39.5 avg.)	1972-74
6.	165	Jerry Stovall (39.3 avg.)	1960-62
7.	160	Al Doggett (38.1 avg.)	1951-54
8.	153	Eddie Ray (41.2 avg.)	1967-69
9.	140	Chris Jackson (41.0 avg.)	2003-06
10.	136	Brian Griffith (40.5 avg.)	1988-91

LONGEST PUNTS

1.	86	Donnie Jones at Kentucky	2002
2.	82	Derek Helton at Arkansas	2010
3.	73	Brad Wing at Alabama	2011
4.	71	Matt DeFrank vs. Notre Dame	1986
5.	69	Donnie Jones vs. UAB	2000
	69	Brad Wing at Arkansas	2012
7.	68	Josh Growden vs. Southern Miss	2016
	68	Donnie Jones at Kentucky	2001
9.	67	Brad Wing vs. Georgia	2011
	67	Donnie Jones vs. Auburn	2003
	67	Matt DeFrank vs. Kentucky	1987
	67	James Parker vs. South Carolina	1982

GAME WINNING FIELD GOALS

DATE	OPPONENT	PLACEKICKER	GAME WINNING FG	FINAL
Sept. 15, 2018	at #7 Auburn	Cole Tracy	42-yarder with 0:00 left in 4th Quarter	W, 22-21
Oct. 11, 2014	at Florida	Colby Delahoussaye	50-yarder with 0:03 left in 4th Quarter	W, 30-27
Nov. 5, 2011	at #2 Alabama	Drew Alleman	25-yarder in OT	W, 9-6 (OT)
Nov. 28, 2009	Arkansas	Josh Jasper	36-yarder in OT	W, 33-30 (OT)
Nov. 18, 2006	Ole Miss	Colt David	26-yarder in OT	W, 23-20 OT
Oct. 22, 2005	#16 Auburn	Chris Jackson	30-yarder in OT	W, 20-17 OT
Sept. 11, 1993	at Mississippi St.	Andre' Lafleur	26-yarder with 0:10 left in 4th Quarter	W, 18-16
Sept. 21, 1991	Vanderbilt	Pedro Suarez	31-yarder with 7:28 left in 4th Quarter	W, 16-14
Nov. 5, 1988	at #18 Alabama	David Browndyke	34-yarder with 0:28 left in 4th Quarter	W, 19-18
Oct. 3, 1987	#19 Florida	David Browndyke	24-yarder with 5:34 left in 4th Quarter	W, 13-10
Sept. 20, 1980	Colorado	David Johnston	17-yarder with 0:35 left in 4th Quarter	W, 23-20
Nov. 12, 1977	Mississippi St.	Mike Conway	28-yarder with 2:40 left in 4th Quarter	W, 27-24
Oct. 26, 1968	TCU	Mark Lumpkin	37-yarder with 5:25 left in 4th Quarter	W, 10-7
Sept. 26, 1964	at Rice	Doug Moreau	28-yarder with 2:29 left in 4th Quarter	W, 3-0
Oct. 6, 1962	at #5 Georgia Tech	Lynn Amedee	24-yarder with 4:35 left in 4th Quarter	W, 10-7
Oct. 25, 1958	Florida	Tommy Davis	19-yarder with 2:53 left in 4th Quarter	W, 10-7
Oct. 25, 1941	Florida	Bernie Lipkis	22-yarder with 0:04 left in 4th quarter	W, 10-7

YARDS PUNTED

GAME

1.	519	Leo Bird vs. Tennessee (13 punts)	1941
2.	496	Rusty Jackson vs. Texas A&M (12 punts)	1975
3.	489	Brian Griffith at Texas A&M (11 punts)	1991
	489	Matt DeFrank at Ole Miss (13 punts)	1985
5.	473	Jerry Stovall vs. Texas A&M (11 punts)	1960
6.	469	Jamie Keehn vs. Iowa (10 punts)	2012
7.	468	Al Doggett at Ole Miss	1952
8.	451	Brad Wing at Texas A&M (10 punts)	2012
9.	445	Jim Barton vs. Maryland	1951
10.	439	Scott Holstein at Texas A&M (9 punts)	1993

SEASON

1.	3,189	Jamie Keehn (71 punts)	2014
2.	3,147	Al Doggett (81 punts)	1952
3.	2,936	Steve Jackson (73 punts)	1975
4.	2,813	Donnie Jones (64 punts)	2002
5.	2,757	Donnie Jones (65 punts)	2003
6.	2,696	Jerry Stovall (64 punts)	1960
7.	2,696	Jim Barton (75 punts)	1951
8.	2,682	James Wagner (67 punts)	1981
9.	2,643	Brad Wing (59 punts)	2012
10.	2,627	Patrick Fisher (59 punts)	2007

CAREER

1.	9,798	Donnie Jones (233 punts)	2000-03
2.	7,976	Chad Kessler (186 punts)	1994-97
3.	7,837	Jamie Keehn (184 punts)	2012-15
4.	7,304	Clay Parker (180 punts)	1981-84
5.	6,603	Rusty Jackson (167 punts)	1972-74
6.	6,477	Jerry Stovall (165 punts)	1960-62
7.	6,309	Eddie Ray (153 punts)	1967-69
8.	6,099	Al Doggett (160 punts)	1951-54
9.	5,739	Chris Jackson (140 punts)	2003-06
10.	**5,579**	**Zach Von Rosenberg (127 punts)**	**2017-present**

PUNTING AVERAGE

GAME (MIN. 2 PUNTS)

1.	58.0	Josh Growden vs. So. Miss (3/174)	2016
2.	56.7	Patrick Fisher vs. Ohio State (3/170)	2007
3.	55.5	Chad Kessler vs. Auburn (4/222)	1995
4.	54.3	Brad Wing at Washington (3/163)	2012
5.	53.2	Chad Kessler at Mississippi St. (5/266)	1997
6.	53.0	Chad Kessler vs. Tulane (3/159)	1996
7.	**52.8**	**Zach Von Rosenberg vs. Auburn (4/211)**	**2018**
	52.8	Donnie Jones vs. The Citadel (4/211)	2002
9.	52.4	Corey Gibbs vs. Arkansas (5/262)	1999
10.	52.0	Chris Jackson at Tennessee (2/104)	2006
	52.0	Patrick Fisher vs. Auburn (4/208)	2007

SEASON

1.	50.28	Chad Kessler (39/1,961)	1997
2.	45.73	Derek Helton (34/1,555)	2010
3.	**45.69**	**Zach Von Rosenberg (51/2,330)**	**2018**
4.	44.92	Jamie Keehn (71/3,189)	2014
5.	44.80	Brad Wing (59/2,643)	2012
6.	44.52	Patrick Fisher (59/2,627)	2007
7.	44.37	Brad Wing (59/2,618)	2011
8.	44.09	Chad Kessler (47/2,072)	1995
9.	43.97	Rene Bourgeois (39/1,715)	1989
10.	43.95	Donnie Jones (64/2,813)	2002

CAREER (MIN. 65 PUNTS)

1.	44.58	Brad Wing (118/5,261)	2011-12
2.	44.1	Patrick Fisher (65/2,865)	2004-07
3.	**43.9**	**Zach Von Rosenberg (127/5,579)**	**2017-present**
4.	42.9	Chad Kessler (186/7,976)	1994-97
5.	42.6	Jamie Keehn (184/7,837)	2012-15
6.	42.4	Derek Helton (80/3,397)	2009-10
7.	42.0	Donnie Jones (233/9,788)	2000-03
8.	41.2	Eddie Ray (153/6,309)	1967-69
9.	41.1	Chris Jackson (146/5,994)	2003-06
10.	40.6	Clay Parker (180/7,304)	1981-84

Punt Returns

MOST RETURNS

GAME

1.	7	Eddie Kennison vs. Kentucky	1994
	7	Norman Jefferson vs. Miami (Ohio)	1986
	7	Norman Jefferson vs. Ole Miss	1983
	7	Sammy Grezaffi vs. Ole Miss	1967
	7	Young Bussey vs. Tulane	1939

SEASON

1.	41	Sammy Grezaffi (369 yards)	1967
2.	37	Young Bussey (465 yards)	1937
3.	36	Domanick Davis (499 yards)	2002
	36	Eddie Kennison (438 yards)	1994
	36	Todd Kinchen (339 yards)	1991

CAREER

1.	94	Domanick Davis (1,126 yards)	1999-2002
2.	79	Sammy Grezaffi (905 yards)	1965-67
3.	77	Skyler Green (1,064 yards)	2002-05

PUNT RETURN YARDS

GAME

1.	169	Norman Jefferson at Ole Miss (7 ret.)	1983
2.	157	Patrick Peterson vs. N. Carolina (4 ret.)	2010
3.	145	Joe Labruzzo vs. Rice (3 ret.)	1965
4.	141	Eddie Kennison vs. Mississippi St. (3 ret.)	1994
	141	Tommy Casanova vs. Ole Miss (3 ret.)	1970
6.	128	Domanick Davis vs. Miss. St. (4 ret.)	2002
7.	127	Craig Burns vs. Mississippi State (3 ret.)	1970
8.	125	Kenny Konz at Tulane (3 ret.)	1949
9.	123	Skyler Green vs. Florida (4 ret.)	2003
10.	122	Sammy Grezaffi vs. Tulane (4 ret.)	1965

SEASON

1.	539	Pinky Rohm (35 ret.)	1937
2.	499	Domanick Davis (36 ret.)	2002
3.	465	Young Bussey (37 ret.)	1937
4.	462	Skyler Green (25 ret.)	2003
5.	438	Eddie Kennison (36 ret.)	1994
6.	421	Tyrann Mathieu (27 ret.)	2011
7.	418	Patrick Peterson (26 ret.)	2010
8.	375	Kevin Faulk (24 ret.)	1996
9.	369	Sammy Grezaffi (41 ret.)	1967
10.	362	Trindon Holliday (20 ret.)	2009



Tommy Casanova



Domanick Davis

CAREER

1.	1,126	Domanick Davis (94 ret.)	1999-2002
2.	1,064	Skyler Green (77 ret.)	2002-05
3.	947	Eddie Kennison (75 ret.)	1993-95
4.	905	Sammy Grezaffi (79 ret.)	1965-67
5.	832	Kevin Faulk (61 ret.)	1995-98
6.	688	Tre'Davious White (31 ret.)	2014-16
7.	687	Joe Labruzzo (48 ret.)	1963-65
8.	673	Tre'Davious White (69 ret.)	2013-16
9.	647	Trindon Holliday (43 ret.)	2006-09
10.	597	Norman Jefferson (78 ret.)	1983-86

PUNT RETURN TOUCHDOWNS

GAME

1.	2	Tommy Casanova vs. Ole Miss	1970

SEASON

1.	3	Pinky Rohm	1937

CAREER

1.	4	Skyler Green	2002-05

LONGEST PUNT RETURNS

1.	*100	Eddie Kennison vs. Mississippi State	1994
2.	93	Chad Jones at Mississippi State	2009
3.	92	Tyrann Mathieu vs. Arkansas	2011
	92	Trindon Holliday vs. North Texas	2008
	92	Kenny Konz at Tulane	1949
6.	90	Craig Burns vs. Mississippi State	1970
7.	89	Billy Cannon vs. Ole Miss	1959
	89	Odell Beckham Jr. vs. Ole Miss	2012
9.	87	Patrick Peterson vs. North Carolina	2010
	87	Trindon Holliday vs. Arkansas	2009

* - NCAA Record

LONGEST MISSED FIELD GOAL RETURNS

1.	*100	Odell Beckham, Jr. vs. UAB	2013

* - NCAA Record

Kickoff Returns

MOST RETURNS

GAME

1.	7	Odell Beckham, Jr. at Georgia	2013
	7	Trindon Holliday vs. Georgia	2008
	7	Trindon Holliday at Florida	2008
4	6	Eddie Kennison at Texas A&M	1995
5.	5	Leonard Fournette vs. Wisconsin	2014
	5	Odell Beckham, Jr. at Mississippi State	2013
	5	Morris Claiborne at Alabama	2011
	5	Domanick Davis vs. Alabama	2002
	5	Domanick Davis vs. Arkansas	2001
	5	Robert Dow vs. Vanderbilt	1976

SEASON

1.	32	Odell Beckham, Jr. (845 yards)	2013
	32	Patrick Peterson (932 yards)	2010
3.	27	Trindon Holliday (609 yards)	2008
4.	25	Domanick Davis (618 yards)	1999
5.	24	Leonard Fournette (625 yards)	2014
	24	Domanick Davis (560 yards)	2002
	24	Domanick Davis (572 yards)	2000
8.	23	Robert Dow (598 yards)	1975

CAREER

1.	95	Domanick Davis (2,168 yards)	1999-2002
2.	73	Trindon Holliday (1,806 yards)	2006-09
3.	70	Robert Dow (1,780 yards)	1973-76
4.	51	Eddie Kennison (1,178 yards)	1993-95
5.	43	Sammy Martin (1,066 yards)	1984-87
6.	42	Odell Beckham Jr. (1,044 yards)	2011-13
7.	38	Skyler Green (792 yards)	2002-05
	38	Hokie Gajan (890 yards)	1977-80
9.	34	Kevin Faulk (744 yards)	1995-98
	34	David Butler (794 yards)	1992-95

YARDS RETURNED

GAME

1.	164	Trindon Holliday vs. Georgia (7 ret.)	2008
2.	163	Patrick Peterson at Arkansas (4 ret.)	2010
3.	155	Eddie Kennison at Texas A&M (6 ret.)	1995
4.	154	Morris Claiborne at West Virginia (3 ret.)	2011
5.	145	Eric Martin vs. Kentucky (2 ret.)	1981
6.	141	Trindon Holliday at Florida (7 ret.)	2008
7.	137	Hokie Gajan vs. Wyoming (3 ret.)	1978
8.	136	Odell Beckham, Jr. vs. TCU (4 ret.)	2013

SEASON (SINCE 1937)

1.	932	Patrick Peterson (32 ret.)	2010
2.	845	Odell Beckham, Jr. (32 ret.)	2013
3.	625	Leonard Fournette (24 ret.)	2014
4.	618	Domanick Davis (25 ret.)	1999
5.	609	Trindon Holliday (27 ret.)	2008
6.	598	Robert Dow (23 ret.)	1975
7.	572	Domanick Davis (24 ret.)	2000
8.	560	Domanick Davis (24 ret.)	2002

CAREER

1.	2,168	Domanick Davis (95 ret.)	1999-2002
2.	1,806	Trindon Holliday (73 ret.)	2006-09
3.	1,780	Robert Dow (70 ret.)	1973-76
4.	1,178	Eddie Kennison (51 ret.)	1993-95
5.	1,066	Sammy Martin (43 ret.)	1984-87
6.	1,044	Odell Beckham, Jr. (42 ret.)	2011-13

LONGEST KICKOFF RETURNS

1.	*100	Leonard Fournette vs. Notre Dame • TD	2014
	*100	Eric Martin vs. Kentucky • TD	1981
	*100	Sammy Grezaffi at Tennessee • TD	1967
4.	99	Morris Claiborne at West Virginia • TD	2011
	99	Hokie Gajan vs. Wyoming • TD	1978
	99	J.W. Brodnax at Florida • TD	1957
7.	98	Trindon Holliday at Ole Miss • TD	2007
	98	Jerry Stovall at Georgia Tech • TD	1962
9.	97	Billy Cannon at Texas Tech • TD	1957
10.	95	Joe May vs. Kentucky • TD	1955

* - NCAA Record

Miscellaneous Records

CAREER STARTS

1.	53	Ciron Black	2006-09
2.	52	Andrew Whitworth	2002-05
3.	48	LaRon Landry	2003-06
	48	Jerel Myers	1999-02
	48	Rodney Reed	2000-03

CONSECUTIVE STARTS

1.	53	Ciron Black	2006-09
2.	52	Andrew Whitworth	2002-05
3.	48	LaRon Landry	2003-06
	48	Rodney Reed	2000-03

LSU Record Book - Special Teams

ALL-TIME KICKOFF RETURNS FOR TOUCHDOWNS

YARDS	PLAYER
100	Leonard Fournette vs. Notre Dame (Dec. 30, 2014) – Music City Bowl
*100 **	*Eric Martin vs. Kentucky (Oct. 17, 1981)*
100	Sammy Grezaffi at #4 Tennessee (Oct. 28, 1967)
99	Morris Claiborne at #16 West Virginia (Sept. 24, 2011)
99	Hokie Gajan vs. Wyoming (Dec. 2, 1978)
99	J. W. Broadnax at Florida (Oct. 26, 1957)
98	Trindon Holliday at Ole Miss (Nov. 17, 2007)
98	Jerry Stovall at #5 Georgia Tech (Oct. 6, 1962)
97	Billy Cannon at Texas Tech (Oct. 5, 1957)
95	Joe May vs. Kentucky (Sept. 17, 1955)
93	Pinky Rohm vs. Louisiana Normal (Nov. 20, 1937)
92	Trindon Holliday at #5 Arkansas (Nov. 24, 2006)
92	Eddie Kennison vs. Michigan St. (Dec. 29, 1995) – Independence Bowl
92	Robert Dow vs. Utah (Nov. 30, 1974)
88	Kevin Faulk at #10 Notre Dame (Nov. 21, 1998)
87	Kenny Konz at Vanderbilt (Nov. 6, 1948)
86	Pinky Rohm vs. Loyola-New Orleans (Oct. 30, 1937)

**** = most recent LSU kickoff return for TD in Tiger Stadium.***

ALL-TIME PUNT RETURNS FOR TOUCHDOWNS

YARDS	PLAYER
100	Eddie Kennison vs. Mississippi State (Sept. 10, 1994)
93	Chad Jones at Mississippi State (Sept. 18, 2009)
92	Tyrann Mathieu vs. Arkansas (Nov. 25, 2011)
92	Trindon Holliday vs. North Texas (Sept. 13, 2008)
92	Ken Konz at #10 Tulane (Nov. 26, 1949)
90	Craig Burns vs. Mississippi State (Nov. 14, 1970)
89	Odell Beckham Jr. vs. Ole Miss (Nov. 17, 2012)
89	Billy Cannon vs. #3 Ole Miss (Oct. 31, 1959)
87	Patrick Peterson vs. #18 North Carolina (Sept. 4, 2010)
87	Trindon Holliday vs. Arkansas (Nov. 28, 2009)
84	Norman Hodgins vs. Rice (Oct. 2, 1971)
83	Joe Labruzzo vs. Texas A&M (Sept. 21, 1963)
82	Joe Labruzzo vs. Rice (Sept. 25, 1965)
80	Skyler Green vs. Florida (Oct. 11, 2003)
80	Sammy Grezaffi at Kentucky (Oct. 15, 1966)
78	Domanick Davis vs. Mississippi State (Sept. 28, 2002)
78	Kevin Faulk vs. Houston (Sept. 7, 1996)
78	Sammy Grezaffi vs. Tulane (Nov. 20, 1965)
77	Craig Davis vs. Fresno State (Oct. 21, 2006)
76	Kenny Konz vs. Georgia Tech (Oct. 14, 1950)
75	DJ Chark vs. #10 Auburn (Oct. 14, 2017)
75	Norman Jefferson vs. Baylor (Dec. 27, 1985) – Liberty Bowl
74	Todd Kinchen vs. Kentucky (Oct. 19, 1991)
74	Tommy Casanova vs. #16 Ole Miss (Dec. 5, 1970)
73	Todd Kinchen vs. Arkansas State (Oct. 12, 1991)
71	Domanick Davis vs. Ole Miss (Oct. 27, 2001)
70	Odell Beckham Jr. vs. North Texas (Sept, 1, 2012)
69	Tre'Davious White at Syracuse (Sept. 26, 2015)
68	Tommy Casanova at Rice (Sept. 27, 1969)
67	Tre'Davious White vs. Kentucky (Oct. 18, 2014)
66	Skyler Green vs. #16 Auburn (Oct. 22, 2005)
65	DJ Chark vs. Chattanooga (Sept. 9, 2017)
65	Skyler Green vs. Vanderbilt (Oct. 30, 2004)
65	Norman Jefferson at Ole Miss (Oct. 29, 1983)
62	Tyrann Mathieu vs. #12 Georgia (Dec. 3, 2011) – SEC Championship Game
62	Skyler Green at Arizona (Sept. 6, 2003)
62	Wendell Harris vs. Texas A&M (Sept. 30, 1961)
61	Tommy Casanova vs. #16 Ole Miss (Dec. 5, 1970)
61	Craig Burns vs. #16 Ole Miss (Dec. 5, 1970)
60	Tre'Davious White vs. Jacksonville State (Sept. 10, 2016)
60	Patrick Peterson vs. West Virginia (Sept. 25, 2010)
60	Chris Williams at Tulane (Nov. 19, 1977)
60	Pinky Rohm vs. Texas (Oct. 2, 1937)
58	Kevin Faulk vs. Arkansas State (Sept. 12, 1998)
54 *	**Trey Palmer vs. Northwestern State (Sept. 14, 2019)**
54	Clinton Burrell vs. Ole Miss (Nov. 2, 1974)
53	J.W. Brodnax at #14 Ole Miss (Nov. 9, 1957)
53	Pinky Rohm vs. Mississippi State (Nov. 6, 1937)
50	Larry Foster vs. Idaho (Sept. 26, 1998)
39	Craig Burns vs. #19 Florida State (Dec. 30, 1968) - Peach Bowl
35	Pinky Rohm vs. Loyola-New Orleans (Oct. 30, 1937)
34	Johnny Robinson at Tulane (Nov. 22, 1958)
31	Derwood Graham vs. #18 Mississippi State (Nov. 12, 1955)

**** = most recent LSU punt return for TD in Tiger Stadium.***



Trindon Holliday



Kevin Faulk

ALL-TIME RETURN/RECOVERY OF BLOCKED PUNT FOR TOUCHDOWN

YARDS	PLAYER
33	Paul Ziegler at Florida (Oct. 15, 1955)
29	Craig Steltz at #15 Arizona State (Sept. 10, 2005)
19	Ernie Maggiorie vs. Texas A&M (Sept. 18, 1965)
19	Blythe Clark vs. Mississippi State (Nov. 6, 1937)
13	Tommy Fussell at Miami (Fla) (Oct. 9, 1965)
4	Tommy Fussell vs. Texas A&M (Sept. 19, 1964)
3	David Lee vs. Florida (Oct. 6, 1973)
0	**Micah Baskerville at Vanderbilt (Sept. 21, 2019)**
0	Ryan Clark at #12 Mississippi State (Oct. 23, 1999)
0	Kenny Mixon at Ole Miss (Oct. 29, 1994)
0	Alex Knight vs. #11 Texas A&M (Sept. 20, 1975)
0	George Bevan vs. South Carolina (Sept. 17, 1966)
0	Gene Sykes vs. #7 Colorado (Jan. 1, 1962) - Orange Bowl
0	Billy West at Georgia (Oct. 20, 1951)

LSU Record Book - Defense



Anthony McFarland



Al Richardson



Chuck Wiley

TACKLES

GAME

1.	21	Al Richardson vs. South Carolina	1982
2.	20	Kevin Minter at Florida	2012
	20	Chuck Wiley at Kentucky	1995
	20	Rudy Harmon at Florida	1988
	20	Toby Caston vs. Georgia	1986

SEASON

1.	154	Bradie James	2002
2.	150	Al Richardson	1981
3.	144	Lawrence Williams	1981
4.	133	Devin White	2017
5.	130	Kevin Minter	2012
6.	129	Al Richardson	1980
7.	123	Devin White	2018
	123	Lawrence Williams	1982
9.	122	Steve Cassidy	1975
10.	121	Al Richardson	1982

CAREER

1.	452	Al Richardson	1979-82
2.	418	Bradie James	1999-02
3.	386	Lawrence Williams	1979-82
4.	346	Steve Cassidy	1972-75
5.	336	Shawn Burks	1983-85
6.	316	Lyman White	1977-80
7.	315	LaRon Landry	2003-06
	315	Ryan Clark	1998-01
9.	311	Kelvin Sheppard	2007-10
10.	305	Toby Caston	1983-86

TACKLES FOR LOSS

GAME (SINCE 1971)

1.	6.0	Marcus Spears vs. Troy	2004
	6.0	Gabe Northern at Ole Miss	1994
3.	5.0	Anthony McFarland vs. Arkansas St.	1998
4.	4.5	Drake Nevis at Florida	2010
5.	**4.0**	**JaCoby Stevens vs. Arkansas**	**2019**
	4.0	**Rashard Lawrence vs. UCF***	**2018**
	4.0	Devin White at Texas A&M	2018
	4.0	**JaCoby Stevens at Texas A&M**	**2018**
	4.0	Kendell Beckwith vs. Texas Tech	2015
	4.0	Claude Wroten vs. Alabama	2004
	4.0	Jarvis Green vs. San Jose State	1999
	4.0	Anthony McFarland vs. Georgia	1998
	4.0	Bobby Williams vs. Alabama	1992
	4.0	Michael Brooks at Kentucky	1984
	4.0	Leonard Marshall vs. Oregon State	1981
	4.0	Lyman White at Colorado	1979
	4.0	Bobby Conn vs. Florida	1975
	4.0	Charles Miciotto vs. Texas A&M	1972

TACKLES FOR LOSS

SEASON (SINCE 1972)

1.	23	Gabe Northern	1994
2.	21	Kenny Bordelon	1975
3.	18	Anthony McFarland	1998
4.	17	Marcus Spears	2004
	17	Jarvis Green	1998
6.	16	Chad Lavalais	2003
	16	Michael Brooks	1985
	16	John Adams	1978
9.	15	Kevin Minter	2012
	15	Barkevious Mingo	2011
	15	Chuck Wiley	1995
-	**13.5**	**K'Lavon Chaisson**	**2019**

CAREER

1.	55	Anthony McFarland	1995-98
2.	43	Chuck Wiley	1994-97
3.	40	Gabe Northern	1992-95
4.	39	Jarvis Green	1998-01
5.	38	Michael Brooks	1983-86
6.	37	Ron Sancho	1985-88
7.	34.5	Marcus Spears	2001-04
8.	32.5	Chad Lavalais	2000-03
	32.5	Sam Montgomery	2010-12
10.	30	Kenny Bordelon	1972-75
11.	29	Devin White	2016-18
	29	Barkevious Mingo	2010-12

SACKS

GAME

1.	4	Chuck Wiley at South Carolina	1995
2.	**3**	**Many Times**	
		Last: JaCoby Stevens vs. Arkansas	**2019**

SEASON

1.	12	Arden Key	2016
2.	11	Gabe Northern	1994
3.	10	Rydell Malancon	1981
4.	9	Sam Montgomery	2011
	9	Melvin Oliver	2005
	9	Marcus Spears	2004
	9	Gabe Northern	1995
	9	Ron Sancho	1987
9.	8.5	Tyson Jackson	2006
10.	8	Many Times	
		Last: Lewis Neal	2015

CAREER

1.	25	Rydell Malancon	1980-83
2.	23	Ron Sancho	1985-88
3.	21	Arden Key	2015-17
	21	Gabe Northern	1992-95
5.	20	Melvin Oliver	2002-05
	20	Jarvis Green	1998-01
7.	19	Sam Montgomery	2010-12
	19	Marcus Spears	2001-04
	19	Chuck Wiley	1994-97
10.	18.5	Tyson Jackson	2006-09

INTERCEPTIONS

GAME

1.	3	Craig Steltz at Mississippi State	2007
	3	Corey Webster at Florida	2002
	3	Chris Williams at Rice	1978
	3	Clinton Burrell at Tulane	1975
	3	Craig Burns vs. Ole Miss	1970
	3	Jerry Joseph vs. Kentucky	1965
	3	Kenny Konz at Tulane	1949

SEASON

1.	8	Chris Williams (72 yards)	1978
	8	Craig Burns (117 yards)	1970
3.	7	Corey Webster (60 yards)	2003
	7	Corey Webster (75 yards)	2002
	7	Cedric Donaldson (192 yards)	1997
	7	Greg Jackson (219 yards)	1988
7.	**6**	**Derek Stingley Jr. (17 yards)**	**2019**
	6	Greedy Williams (32 yards)	2017
	6	Morris Claiborne (173 yards)	2011
	6	Craig Steltz (153 yards)	2007
	6	Chris Carrier (98 yards)	1986
	6	Liffort Hobley(66 yards)	1984
	6	Chris Williams (8 yards)	1980
	6	Jerry Joseph (64 yards)	1965

CAREER

1.	20	Chris Williams (91 yards)	1977-80
2.	16	Corey Webster (181 yards)	2001-04
3.	12	LaRon Landry (151 yards)	2003-06
	12	Craig Burns (139 yards)	1968-70
	12	Charles Oakley (251 yards)	1951-53
6.	11	Morris Claiborne (274 yards)	2009-11
	11	Craig Steltz (286 yards)	2004-07
	11	Tory James (110 yards)	1992-95
	11	Greg Jackson (260 yards)	1985-88
10.	10	Mark Roman (263 yard0	1996-99
	10	Chris Carrier (144 yards)	1984-87
	10	Kevin Guidry (54 yards)	1984-87
	10	Norman Jefferson (58 yards)	1983-86
	10	Liffort Hobley (120 yards)	1980-84
	10	Willie Teal (120 yards)	1976-79

INTERCEPTION RETURN YARDS

GAME

1.	100	Craig Loston vs. Mississippi St. (1 INT)	2012
	100	Craig Steltz at Mississippi St. (3 INTs)	2007
	100	Greg Jackson at Mississippi St. (1 INT)	1988
	100	White Graves at Kentucky (1 INT)	1964
5.	99	Cedric Donaldson vs. Florida (2 INTs)	1997
6.	89	Morris Claiborne at Tennessee (1 INT)	2011
	89	Wayne Williams vs. Vanderbilt (2 INTs)	1991
8.	85	Patrick Peterson vs. UL-Monroe (1 INT)	2010
	85	Mark Roman vs. Tulane (1 INT)	1996
	85	Clinton Burrell vs. Tulane (2 INTs)	1974
11.	77	Billy Cannon vs. TCU (1 INT)	1959

LSU Record Book - Defense



LaRon Landry



Tyrann Mathieu



Corey Webster

SEASON

1.	219	Greg Jackson (7 INTs)	1988
2.	192	Cedric Donaldson (7 INTs)	1997
3.	173	Morris Claiborne (6 INTs)	2011
4.	153	Craig Steltz (6 INTs)	2007
5.	145	Billy Cannon (4 INTs)	1959
6.	141	Charles Oakley (6 INTs)	1952
7.	134	Patrick Peterson (4 INTs)	2010
8.	125	George Brancato (7 INTs)	1952
9.	117	Craig Burns (8 INTs)	1970
10.	116	Mark Roman (4 INTs)	1996

CAREER

1.	286	Craig Steltz (11 INTs)	2004-07
2.	274	Morris Claiborne (11 INTs)	2009-11
3.	263	Mark Roman (10 INTs)	1996-99
4.	260	Greg Jackson (11 INTs)	1985-88
5.	251	Charles Oakley (12 INTs)	1951-53
6.	199	Cedric Donaldson (8 INTs)	1996-97
7.	181	Corey Webster (16 INTs)	2001-04
8.	171	Patrick Peterson (7 INTs)	2008-10
9.	170	Jonathan Zenon (9 INTs)	2003-07
10.	168	Damien James (9 INTs)	1999-02

PASSES DEFENDED

SEASON

1.	32	Corey Webster	2003
2.	28	Travis Daniels	2003
3.	**21**	**Derek Stingley Jr.**	**2019**
	21	Chevis Jackson	2007
5.	17	Greedy Williams	2017
	17	Demetrius Hookfin	2002
	17	Corey Webster	2002
8.	16	Chevis Jackson	2006
	16	Jonathan Zenon	2006
10.	15	Patrick Peterson	2009
	15	Norman LeJeune	2002

CAREER

1.	62	Corey Webster	2001-04
2.	44	Chevis Jackson	2004-07
3.	40	LaRon Landry	2003-06
4.	35	Travis Daniels	2001-04
5.	34	Tre'Davious White	2013-16
	34	Morris Claiborne	2009-11
	34	Jonathan Zenon	2004-07
8.	31	Patrick Peterson	2008-10
9.	29	Tharold Simon	2010-12
	29	Demetrius Hookfin	1999-02

FUMBLE RECOVERIES

SEASON

1.	6	Alex Knight	1976
2.	5	Tyrann Mathieu	2011
	5	Greg Dubroc	1981
4.	4	Trev Faulk	2000
	4	Ramsey Dardar	1980
	4	Lyman White	1978
	4	Sammy Grezaffi	1967

CAREER

1.	11	Greg Dubroc	1981-84
2.	9	Jeffery Dale	1981-84
3.	8	Tyrann Mathieu	2010-11
	8	Lyman White	1977-80
	8	Alex Knight	1974-76
6.	7	Ron Sancho	1985-88
	7	Sammy Grezaffi	1965-67
8.	6	Al Richardson	1979-82
	6	Ramsey Dardar	1980-82
	6	John Adams	1976-79
	6	Rand Dennis	1972-74

FORCED FUMBLES

SEASON

1.	6	Tyrann Mathieu	2011
2.	5	Tyrann Mathieu	2010
	5	Mark Roman	1998
4.	3	Devin White	2018
	3	Arden Key	2016
	3	Drake Nevis	2010
	3	Harry Coleman	2009
	3	Craig Steltz	2007
	3	Danny McCray	2006
	3	Ali Highsmith	2005
	3	Jarvis Green	1999
	3	Ryan Clark	1999
	3	Joe Wesley	1998
	3	Mike Sutton	1996
	3	Gabe Northern	1995
	3	Ricardo Washington	1991

CAREER

1.	*11	Tyrann Mathieu	2010-11
2.	7	Ali Highsmith	2004-07
3.	6	Kelvin Sheppard	2007-10
	6	Clarence LeBlanc	1996-99
5.	5	Mark Roman	1996-99
	5	Gabe Northern	1992-95
	5	Eric Hill	1985-88
8.	4	Devin White	2016-18
	4	Arden Key	2015-17
	4	Ronald Martin	2011-14
	4	Barkevious Mingo	2010-12
	4	Drake Nevis	2007-10
	4	Harry Coleman	2006-09

* - SEC record

ALL-TIME FUMBLE RETURNS FOR TDS

YDS	PLAYER
100	Ken Kavanaugh Sr. at Rice (Oct. 9, 1937)
58	**Michael Divinity at Texas A&M (Nov. 24, 2018)**
37	Gabe Northern vs. Michigan St. (Dec. 29, 1995) – Independence Bowl
36	Kenny Konz vs. Texas A&M (Oct. 9, 1948)
29	Lavar Edwards vs. UL-Monroe (Nov. 13, 2010)
25	Danielle Hunter vs. Mississippi St. (Sept. 20, 2014)
25	Eric Alexander vs. Arkansas (Nov. 28, 2003)
25	Dwight Robinson at Florida (Oct. 28, 1961)
24	Chris Hawkins vs. Tulane (Nov. 1, 2008)
23	Tyrann Mathieu vs. Kentucky (Oct. 1, 2011)
22	Ali Highsmith at Vanderbilt (Oct. 8, 2005)
15	Jason LeDoux at South Carolina (Oct. 18, 2003)
8	Cameron Vaughn vs. Alabama (Nov. 13, 2004)
3	Tyrann Mathieu vs. #3 Oregon (Sept. 3, 2011)
1	Johnny Robinson vs. Tulane (Nov. 30, 1957)
0	Kevin Minter at Ole Miss (Nov. 19, 2011)
0	Chuck Wiley at Alabama (Nov. 8, 1997)
0	Mike Williams vs. Kentucky (Oct. 20, 1973)
0	Walter Barnes vs. Mississippi State (Oct. 5, 1946)



Morris Claiborne



Patrick Peterson

ALL-TIME INTERCEPTION RETURNS FOR TOUCHDOWNS

YARDS	PLAYER
100	Craig Loston vs. #22 Mississippi State (Nov. 10, 2012)
100	Greg Jackson at Mississippi State (Nov. 12, 1988)
99	White Graves at Kentucky (Oct. 17, 1964)
85	Mark Roman vs. Tulane (Nov. 23, 1996)
85	Larry King vs. #18 Mississippi State (Nov. 12, 1955)
83	Jabbo Stell vs. Louisiana Normal (Nov. 20, 1937)
82	Dan Sandifer vs. Alabama (Nov. 9, 1946)
78	Lou Deutschmann vs. #18 Ole Miss (Oct. 31, 1953)
76	Jim Barton vs. Southeastern Louisiana (Nov. 19, 1949)
73	John Aubrey Adams vs. Indiana (Sept. 16, 1978)
72	Tommy Casanova vs. Mississippi State (Nov. 12, 1977)
71	Greg Jackson vs. Tulane (Nov. 26, 1988)
66	Johnny Mitchell at #12 Alabama (Nov. 6, 1998)
66	Pat Rogers at Kentucky (Oct. 14, 1995)
65	Y.A. Tittle vs. Alabama (Nov. 9, 1946)
56	Damien James vs. Houston (Sept. 9, 2000)
53	Mark Roman at #10 Notre Dame (Nov. 21, 1998)
51	Jim Cason vs. Rice (Sept. 29, 1945)
50	Fred Booker vs. San Jose State (Sept. 4, 1999)
50	Billy Cannon vs. Baylor (in Shreveport, La.) (Oct. 3, 1959)
48	Travis Daniels at Mississippi State (Sept. 27, 2003)
46	Ron Brooks at Ole Miss (Nov. 19, 2011)
45	Jacob Phillips vs. Miami (Sept. 2, 2018)
45	Ronald Martin vs. Idaho (Sept. 15, 2012)
45	Morris Claiborne vs. #12 Georgia (Dec. 3, 2011) SEC Championship Game
45	Corey Webster at #16 Florida (Oct. 12, 2002)
45	Norman Hodgins vs. Texas A&M (Sept. 23, 1973)
44	Carlton Buckels vs. Arkansas State (Oct. 12, 1991)
44	James Britt vs. Tennessee (Oct. 9, 1982)
43	Duane Leopard vs. Tulane (Nov. 30, 1957)
42	Lloyd Frye at Rice (Sept. 27, 1969)
42	Gerry Kent vs. Baylor (Oct. 5, 1968)
42	John Garlington at Rice (Sept. 24, 1966)
41	Jonathan Zenon vs. Arizona (Sept. 9, 2006)
39	Raion Hill at #14 Auburn (Sept. 21, 1996)
37	Patrick Peterson at Mississippi State (Sept. 26, 2009)
37	Jeffrey Dale vs. Ole Miss (Nov. 3, 1984)
36	Johnny Mitchell vs. Idaho (Sept. 26, 1998)
36	Corey Raymond (TD, 30)/Anthony Marshall (INT, 6) vs. Arkansas St. (Oct. 12, 1991)
36	Michael Brooks vs. #7 Texas A&M (Sept. 13, 1986)
35	Marcus Spears vs. Mississippi State (Sept. 25, 2004)
35	Al Doggett vs. Tulane (Nov. 28, 1953)
32	Ron Brooks vs. Louisiana-Monroe (Nov. 13, 2010)
32	Damien James vs. The Citadel (Sept. 7, 2002)
31	Mark Roman vs. North Texas (Sept. 11, 1999)
31	Cedric Donaldson vs. #1 Florida (Oct. 11, 1997)
31	Cedric Donaldson vs. Texas-El Paso (Sept. 6, 1997)
31	David Walkup vs. Arkansas State (Oct. 12, 1991)
31	Jimmy Taylor vs. Kentucky (Oct. 19, 1957)
30	Jeff Burkett vs. Ole Miss (Nov. 2, 1946)
30	Albert Sanders at #12 Georgia (Oct. 20, 1945)
29	Kendell Beckwith vs. New Mexico State (Sept. 27, 2014)
29	Jacob Cutrera at Washington (Sept. 5, 2009)
29	Jack Hunt vs. Louisiana Tech (Nov. 1, 2003)
28	Ron Brooks vs. #19 Auburn (Oct. 22, 2011)
27	Jim Gainey vs. Colorado (Sept. 11, 1971)
27	Bob Ziegler vs. Arkansas (in Shreveport, La.) (Nov. 24, 1956)
26	Norman Jefferson at Vanderbilt (Oct. 12, 1985)
25	Joseph Wesley vs. North Texas (Oct. 21, 1995)
25	Gary Champagne vs. #10 Colorado (Sept. 15, 1973)
24	Tory James vs. #15 Texas A&M (Sept. 3, 1994)
24	Greg Jackson at Florida (Oct. 4, 1986)
23	Lavar Edwards vs. Idaho (Sept. 15, 2002)
22	Rodney Young at Tulane (Nov. 19, 1994)
22	Wendall Nealy vs. Villanova (in Shreveport, La.) (Nov. 24, 1951)
21	Tre'Davious White vs. Wisconsin (in Green Bay, Wisc.) (Sept. 3, 2016)
21	Clarence LeBlanc at Auburn (Sept. 19, 1998)
21	Wilbert Abney vs. Vanderbilt (Oct. 27, 1945)
20	Jonathan Zenon vs. Louisiana-Lafayette (Sept. 2, 2006)
20	Marcus Spears vs. #3 Oklahoma (Jan. 4, 2004) BCS National Championship Game
20	Ron Sancho vs. #10 Texas A&M (Sept. 3, 1988)
18	Jonathan Zenon vs. #14 Tennessee (Dec. 1, 2007) SEC Championship Game
18	Lionel Turner vs. #5 Georgia (Dec. 6, 2003) – SEC Championship Game
18	Abner Wimberly at Georgia (Oct. 4, 1947)
12	William Gunnels vs. Rice (Sept. 24, 1977)
10	Demetrius Hookfin vs. South Carolina (Oct. 19, 2002)
8	Don Addison at Miami (Fla.) (Oct. 10, 1969)
3	Kenneth Hollis vs. #10 Tennessee (Sept. 26, 2005)
1	Travis Daniels vs. Arkansas State (Sept. 11, 2004)
1	Ricardo Washington vs. Vanderbilt (Sept. 21, 1991)

Record for TD Returns: 3 vs. Arkansas St., Oct. 12, 1991
Games with 2 TD Returns: 2 vs. Idaho, Sept. 15, 2012; 2 vs. Alabama, Nov. 9, 1946

LSU Record Book - Team Records

Total Offense

PLAYS

GAME

1.	99	vs. Tulane	1969
2.	98	at Tulane	1968
	98	vs. Wyoming	1977
4.	97	vs. Illinois*	2001
	97	vs. Kentucky	1985
6.	96	vs. Baylor	1970
	96	at Florida	1978
8.	95	vs. Florida	1977
	95	at Florida	1978
	95	vs. Texas *	2002
	95	vs. Arkansas	2007

SEASON

1.	1,054 (6,152 total yards)	2007
2.	**999 (7,898 total yards)**	**2019**
3.	994 (5,857 total yards)	2003
4.	959 (6,013 total yards)	2001
5.	957 (4,917 total yards)	1977
6.	950 (5,227 total yards)	2018
7.	940 (4,371 total yards)	1985
8.	928 (4,219 total yards)	1972
9.	917 (4,016 total yards)	1970
10.	913 (4,491 total yards)	1978

YARDS

GAME

1.	746	vs. Rice (502 rush, 244 pass)	1977
2.	**714**	**vs. Ole Miss (212 rush, 489 pass)**	**2019**
3.	**692**	**vs. Oklahoma (160 rush, 532 pass)**	**2019**
4.	680	vs. W. Carolina (195 rush, 485 pass)	2000
5.	672	vs. Furman (332 rush, 340 pass)	2013

SEASON

1.	**7,898 (2,337 rush, 5,561 pass)**	**2019**
2.	6,152 (2,998 rush, 3,154 pass)	2007
3.	6,013 (1,991 rush, 4,022 pass)	2001
4.	5,893 (2,630 rush, 3,263 pass)	2013
5.	5,857 (2,600 rush, 3,257 pass)	2003

YARDS PER PLAY

GAME

1.	**^12.8**	**vs. Arkansas**	**2019**
2.	10.9	vs. Southern Miss	2016
3.	10.8	vs. Furman	2013
4.	10.6	vs. Florida	2019
5.	10.4	vs. Kent State	2013

^ - SEC record

SEASON

1.	**7.91**	**2019**
2.	6.94	2013
3.	6.71	2016
4.	6.70	2015
	6.70	1945

YARDS PER GAME

SEASON

1.	**564.1**	**2019**
2.	453.3	2013
3.	451.5	2001
4.	440.3	1987
5.	439.4	2007

TD'S BY RUSHING AND PASSING

SEASON

1.	**87 (31 rush, 56 pass)**	**2019**
2.	64 (35 rush, 29 pass)	2007
3.	60 (37 rush, 23 pass)	2013
4.	56 (35 rush, 21 pass)	2011
5.	55 (25 rush, 30 pass)	2006

TIME OF POSSESSION

GAME (SINCE 1978)

1.	42:33	vs. Missouri	2016
2.	41:48	at Florida	1978
3.	41:43	at South Carolina	2003
4.	41:13	at Texas A&M	2014
5.	41:06	at Tennessee	2006
6.	**41:03**	**vs. Utah State**	**2019**
7.	40:19	Texas A&M	2013
8.	39:53	South Carolina	2015
9.	39:30	at Alabama	1982
10.	39:16	vs. Illinois *	2001

Rushing

RUSHES

GAME

1.	83	vs. Wyoming (487 yards)	1977
2.	82	vs. Florida (385 yards)	1977
3.	80	at Florida (315 yards)	1978
4.	76	vs. Ole Miss (426 yards)	1976
5.	75	vs. Tulane (334 yards)	1974
	75	vs. Holy Cross (313 yards)	1945

SEASON

1.	675 (2,622 yards)	1973
2.	674 (3,352 yards)	1977
3.	663 (3,041 yards)	1976
4.	655 (2,525 yards)	1974
5.	621 (2,919 yards)	2014

YARDS

GAME

1.	503	vs. Oregon (69 atts.)	1977
2.	502	vs. Rice (72 atts.)	1977
3.	475	vs. Wyoming (83 atts.)	1977
4.	441	vs. Rice (69 (atts.)	1978
5.	437	vs. Colorado (74 atts.)	1974

SEASON

1.	3,352 (674 atts.)	1977
2.	3,082 (505 atts.)	2015
3.	3,041 (663 atts.)	1976
4.	2,998 (612 atts.)	2007
5.	2,973 (563 atts.)	2017

YARDS PER RUSH

GAME

1.	**^16.3**	**vs. Arkansas (16/260)**	**2019**
	10.1	vs. Rice (43/436)	1987
3.	9.7	vs. Texas Tech * (39/377)	2015

^ - SEC record

SEASON

1.	6.8	1945

YARDS PER GAME

SEASON

1.	304.7 (3,352 yards)	1977
2.	274.5 (3,041 yards)	1976
3.	256.8 (3,082 yards)	2015
4.	256.6 (2,823 yards)	1997
5.	243.5 (2,678 yards)	1978

RUSHING TOUCHDOWNS

GAME

1.	8	at Kentucky	1997
	8	vs. Baylor	1969
	8	vs. Tulane	1961

SEASON

1.	37	2013
2.	36	2015
3.	35	2011
	35	2007
	35	1977

Passing

PASSES ATTEMPTED

GAME

1.	69	vs. Auburn (33 comp.)	1999
2.	56	at Tulane (26 comp.)	1979
3.	53	vs. Illinois * (31 comp.)	2001
4.	52	vs. Florida (20 comp.)	1995
5.	51	vs. Mississippi State (33 comp.)	1983
	51	at Ole Miss (26 comp.)	2015

SEASON

1.	**518 (395 comp.)**	**2019**
2.	442 (256 comp.)	2007
3.	411 (238 comp.)	2001
4.	405 (200 comp.)	1999
5.	401 (255 comp.)	2003

PASSES COMPLETED

GAME

1.	35	at Alabama (44 atts.)	2001
2.	33	vs. Auburn (69 atts.)	1999
	33	vs. Mississippi State (51 atts.)	1983
4.	**32**	**vs. Oklahoma (42 atts.)**	**2019**
	32	**at Ole Miss (42 atts.)**	**2019**
	32	**vs. Auburn (42 atts.)**	**2019**

SEASON

1.	**395 (518 atts.)**	**2019**
2.	256 (442 atts.)	2007
3.	255 (401 atts.)	2003
4.	245 (368 atts.)	2006
5.	238 (411 atts.)	2001

HIGHEST PERCENTAGE PASSES COMPLETED

GAME

(Min. 20 atts.)

1.	**.879**	**vs. Northwestern State (29-33)**	**2019**
2.	**.875**	**vs. Florida (21-24)**	**2019**
3.	.862	vs. Mississippi State (25-29)	2013

(Min. 30 atts.)

1.	**.879**	**vs. Northwestern State (29-33)**	**2019**
2.	**.875**	**vs. Florida (21-24)**	**2019**
3.	.813	at South Carolina (26-32)	2003

SEASON

(Min. 200 atts.)

1.	**.763 (395-518)**	**2019**
2.	.666 (245-368)	2006
3.	.636 (255-401)	2003
4.	.635 (162-255)	1982
5.	.629 (205-326)	2013

MOST PASS ATTEMPTS W/O AN INTERCEPTION

GAME

1.	53	vs. Illinois *	2001
2.	49	vs. Tennessee	1989
3.	47	vs. Arkansas	2007
4.	44	vs. Mississippi State	1991
5.	43	at Tennessee	2001

PASSES HAD INTERCEPTED

GAME

1.	6	at Auburn	1994
	6	vs. Tennessee	1939
3.	5	at Auburn	1938
	5	at Auburn	1939
	5	vs. Holy Cross	1941
	5	at Georgia Tech	1943
	5	vs. Ole Miss	1954
	5	vs. Alabama	1975
	5	vs. Nebraska *	1984

SEASON

1.	25	1999
2.	21	1994
3.	19	1956
	19	1954
	19	1951
	19	1941
	19	1940

FEWEST PASSES INTERCEPTED

SEASON

1.	4	2017
	4	1962
3.	5	2018
	5	2011
5.	6	1990
	6	1977
	6	1961
8.	**7**	**2019**
	7	2016
	7	2012
	7	1997
	7	1980
	7	1974

YARDS PASSING

GAME

1.	**532**	**vs. Oklahoma**	**2019**
2.	528	at Alabama	2001
3.	**489**	**at Ole Miss**	**2019**
	488	**vs. Northwestern State**	**2019**
5.	485	vs. Western Carolina	2000

SEASON

1.	**5,561 (395-518)**	**2019**
2.	3,578 (238-411)	2001
3.	3,272 (245-268)	2006
4.	3,263 (205-326)	2013
5.	3,257 (255-401)	2003

YARDS PER GAME PASSING

SEASON

1.	**397.2 (5,561 yards)**	**2019**
2.	298.2 (3,578 yards)	2001
3.	258.1 (2,839 yards)	1989
4.	251.7 (3,272 yards)	2006

TOUCHDOWN PASSES

GAME

1.	**7**	**vs. Oklahoma**	**2019**
	7	vs. Ohio	1989
3.	**6**	**at Vandebrilt**	**2019**
4.	**5**	**at Ole Miss**	**2019**
	5	**vs. Utah State**	**2019**
	5	**vs. Georgia Southern**	**2019**
	5	vs. UAB	2013
	5	vs. Western Carolina	2000
	5	vs. Akron	1997
	5	vs. Cal State Fullerton	1987
	5	vs. Rice	1982
	5	vs. Rice	1977
	5	vs. Tulane	1946

SEASON

1.	**56**	**2019**
2.	30	2006
	30	2003
4.	29	2007
5.	26	1989

Scoring

POINTS

GAME (SEC ERA, SINCE 1933)

1.	93	vs. Louisiana-Lafayette	1936
2.	77	vs. Rice	1977
3.	72	at Texas A&M (7OT)	2018
4.	70	vs. Arkansas State	1991
5.	**66**	**at Vandebrilt**	**2019**
	66	vs. Wyoming	1977
7.	**65**	**vs. Northwestern State**	**2019**
8.	**63**	**vs. Oklahoma**	**2019**
	63	vs. New Mexico State	2014
	63	vs. Idaho	2012
	63	at Kentucky	1997
	63	vs. New Mexico State	1996
	63	vs. Baylor	1969

SEASON

1.	***684**	**2019**
2.	541	2007
3.	500	2011
5.	475	2003
6.	465	2013

* - SEC Record

POINTS PER GAME

SEASON

1.	**48.9**	**2019**
2.	38.6	2007
3.	35.8	2013
4.	35.7	2011
5.	34.9	1969

POINTS IN A HALF

1.	56	at Tulane (2nd)	1958
2.	52	vs. Louisiana-Lafayette (1st)	1936
3.	**49**	**vs. Oklahoma**	**2019**
	49	vs. Louisiana Tech (1st)	2003
	49	vs. Rice (2nd)	1977

MOST POINTS IN A QUARTER

1.	35	vs. Rice (3rd)	1977
	35	at Tulane (4th)	1958
3.	30	vs. Troy (4th)	2008
4.	**28**	**vs. Oklahoma (2nd)**	**2019**
	28	**at Vanderbilt (1st)**	**2019**
	28	vs. Southern Miss (3rd)	2016
	28	vs. New Mexico State (2nd)	2014
	28	at Mississippi State (4th)	2013
	28	vs. Georgia Tech* (2nd)	2008
	28	at Arizona State (4th)	2005
	28	vs. Louisiana Tech (1st)	2003
	28	vs. New Mexico State (2nd)	1996
	28	vs. Ole Miss (4th)	1970
	28	vs. Tulane (1st)	1965
	28	vs. Louisiana-Lafayette (3rd)	1936

TOTAL TOUCHDOWNS

GAME

1.	11	vs. Rice, 1977	
2.	**9**	**Several: Last vs. Oklahoma, 2019**	

SEASON

1.	**87**	**2019**
2.	66	2007
3.	65	2011
4.	63	2003
5.	61	2013

PAT'S BY KICKING

GAME

1.	11	vs. Rice, 1977	
2.	**9**	**Several: Last vs. Oklahoma, 2019**	

SEASON

1.	**83**	**2019**
2.	63	2007
3.	62	2011
4.	60	2013
5.	57	2006
	57	2003

CONSECUTIVE PAT'S

SEASON

1.	63	2007
2.	59	2006
	59	2003

OVERALL

1.	147 (Alleman 106, Delahoussaye 41)	2011-13
2.	110 (Browndyke 109, Lewis 1)	1986-89
3.	106 (David 104, Gaudet 2)	2006-08

FIELD GOALS

GAME

1.	5	vs. Georgia	2018
	5	vs. Mississippi State	2010
2.	4	vs. UCF	2018
	4.	vs. Mississippi State	2018
	4	vs. Miami	2018
	4	at Ole Miss	2017
	4	at Mississippi State	2011
	4	vs. Miami (Fla.)*	2005
	4	vs. Arkansas	2009
	4	at Kentucky	2007
	4	vs. Miami (Ohio)	2002
	4	at Auburn	1994
	4	at Mississippi State	1993
	4	at Ohio State	1988
	4	at Georgia	1987
	4	vs. Ole Miss	1986
	4	at Mississippi State	1986
	4	at Kentucky	1978

SEASON

1.	29	2018
2.	28	2010
3.	26	2007
4.	**21**	**2019**
	21	2012

Punting

MOST PUNTS

GAME

1.	17	vs. Mississippi State	1940
	17	at Tennessee	1942

SEASON

1.	104	1941
2.	87	1942
3.	83	1951
4.	82	1952
5.	80	1950
	80	1948

YARDS PUNTED

GAME

1.	664	vs. Mississippi State (17 punts)	1940

SEASON

1.	4,010	1941

PUNTING YARDS PER GAME

GAME

(Min. 5 Punts)

1.	53.2	at Mississippi State (5/266)	1997
2.	52.4	vs. Arkansas (5/262)	1999
3.	51.3	at Ole Miss (7/359)	1957

(Min. 10 Punts)

1.	47.3	at Ole Miss (10-473)	1960

SEASON

1.	46.0 (54/2,486)	1997

Kickoff Returns

RETURNS

GAME

1.	9	vs. Florida (168 yards)	2008
2.	8	vs. Georgia (193 yards)	2008
	8	vs. Florida (166 yards)	1993
	8	vs. Miami (190 yards)	1988
	8	vs. Tulane (185 yards)	1948

SEASON

1.	54	2008
2.	47	1989

YARDS RETURNED

GAME

1.	193	vs. Georgia	2008
2.	178	vs. Alabama	1983

SEASON

1.	1,190 (46 returns)	2010

Punt Returns

RETURNS

GAME

1.	13	at Tulane	1937

SEASON

1.	72	1937

YARDS RETURNED

GAME

1.	205	vs. Ole Miss (6 returns, 3 TDs)	1970
2.	192	vs. Baylor (5 returns 0 TDs)	1969

SEASON

1.	1,004	1937

LSU Record Book - Team Records

Miscellaneous

GAMES PLAYED

SEASON

1.	**15**	**2019**
	14	2011
	14	2007
	14	2003
5.	13	12 times (Last: 2019)

WINS

SEASON

1.	**14**	**2019**
2.	13	2011
	13	2003
4.	**12**	**2007**
5.	11	4 times (2010, 2006, 2005, 1958)

CONSECUTIVE WINS

SEASON

1.	**14**	**2019**
2.	13	2011
3.	11	1958
4.	10	1961
5.	9	2005
	9	1973
	9	1935

OVERALL

1.	19	1957-59
2.	**15**	**2018-19**
	15	1907-09
4.	14	2010-11
5.	13	2006-07

SEC WINS

SEASON

1.	**8**	**2019**
	8	2011
	7	2003
	7	2005
5.	6	12 times 2017, '13, '12, '10, '07, '06, '04, 1997, '96, '88, '61, '58, '36

CONSECUTIVE SEC WINS

OVERALL

1.	13	1935-37
2.	11	1960-62
3.	10	1957-59
4.	9	2011-12
	9	1969-71

MOST FIRST DOWNS

GAME

1.	**35**	**at Ole Miss**	**2019**
	35	vs. Mississippi State	1969
3.	34	vs. Rice	1978
	34	vs. Mississippi State	1967

SEASON

1.	**389**	**2019**
2.	316	2007
3.	298	2003

MOST YARDS PENALIZED

GAME

1.	184	at Florida	1961

SEASON

1.	880	2007
2.	794	2018
3.	790	1989

MOST FUMBLES LOST

GAME

1.	6	vs. Rice	1974
	6	vs. Georgia	1952
	6	vs. Texas	1952
	6	at Rice	1951

SEASON

1.	29	1974

Total Defense

FEWEST YARDS ALLOWED

GAME

1.	26	vs. Mercer	1940

SEASON

1.	1,236	1937

FEWEST YARDS ALLOWED PER GAME

SEASON

1.	123.6	1937
2.	143.2	1959
3.	170.3	1961
4.	175.7	1964
5.	191.4	1958

Rushing Defense

FEWEST YARDS ALLOWED

GAME

1.	-50	vs. Ole Miss	1982
2.	-43	vs. Mercer	1940

SEASON

1.	389	1969
2.	574	1970
3.	687	1937
4.	794	1961
5.	832	1962

FEWEST YARDS ALLOWED PER GAME

SEASON

1.	38.9	1969
2.	52.2	1970
3.	62.5	1937
4.	67.0	2003
5.	79.4	1961

Passing Defense

FEWEST YARDS ALLOWED

GAME

1.	0	vs. Alabama	1971
	0	vs. Ole Miss	1958
	0	at Alabama	1958
	0	vs. Texas Tech	1954
	0	vs. Ole Miss	1942
	0	vs. Louisiana Normal	1942
	0	vs. Auburn	1939
	0	vs. Texas	1937
	0	vs. Florida	1937

FEWEST YARDS ALLOWED PER GAME

SEASON

1.	52.4	1959
2.	54.9	1937
3.	64.2	1955
4.	65.1	1941
5.	67.4	1946

MOST INTERCEPTIONS

GAME

1.	8	vs. Villanova	1951

SEASON

1.	27	1984
	27	1986
3.	25	1953
	25	1970
5.	23	1945
	23	1946
	23	1951
	23	2007

MOST INTERCEPTIONS RETURNED FOR TOUCHDOWNS

GAME

1.	3	vs. Arkansas State	1991

SEASON

1.	4	1991

MOST DEFENSIVE TOUCHDOWNS

GAME

1.	3	vs. Arkansas State	1991

SEASON

1.	7	2003

MOST SACKS

GAME

1.	9	at Tulane	1994
2.	8	vs. Louisville	2016
3.	7	vs. South Carolina	1987
	7	at South Carolina	1995
	7	Alabama	1996
	7	vs. Notre Dame	1997
	7	Louisiana-Lafayette	2002
	7	at Alabama	2007
	7	Sam Houston State	2014

SEASON

1.	44 (14 games)	2003
2.	41 (12 games)	1995
3.	40 (11 games)	1994
4.	39 (14 games)	2011
	39 (13 games)	2006
6.	38 (13 games)	2005
	38 (12 games)	1997
8.	37 (14 games)	2007
	37 (12 games)	2004
10.	36 (12 games)	2016

Scoring Defense

FEWEST POINTS ALLOWED

GAME

1.	0	vs. many opponents Last: vs. Southeastern La,	2018 (31-0)

SEASON

1.	27	1937
	27	1933
3.	29	1959
4.	33	1936
5.	34	1962

FEWEST POINTS ALLOWED PER GAME

SEASON

1.	2.7	1937

FEWEST TOUCHDOWNS ALLOWED

SEASON

1.	3	1959

MOST SHUTOUTS

SEASON

1.	6	1937
	6	1933
	6	1962
4.	5	5 times (1961, '59, '38, '36, '35)

*- Denotes bowl game

LSU Record Book - Yearly Offensive Stats

					RUSHING					PASSING							
	G	**PLAYS**	**YDS**	**YPG**	**RUSH**	**YDS**	**YPG**	**TDS**	**ATT**	**COMP.**	**YDS**	**YPG**	**COMP%**	**TDS**	**INTS.**	**POINTS**	**PPG**
2019	14	999	**7,898**	**564.1**	481	2,337	166.9	31	**518**	**395**	**5,561**	**397.2**	**76.3**	**56**	7	**684**	**48.9**
2018	13	950	5,227	402.1	563	2,257	173.6	29	387	224	2,970	228.5	57.8	17	5	421	32.4
2017	13	863	5,344	411.1	563	2,699	207.6	25	300	179	2,645	203.5	60.0	17	4	354	27.2
2016	12	757	5,077	423.1	459	2,796	233.0	30	298	174	2,281	190.1	58.4	12	7	340	28.3
2015	12	783	5,247	437.2	505	3,082	256.8	36	278	149	2,165	180.4	53.6	13	6	394	32.8
2014	13	897	5,037	387.5	621	2,919	224.5	25	276	138	2,118	162.9	50.0	17	9	359	27.6
2013	13	849	5,893	453.3	523	2,630	202.3	**37**	326	205	3,263	251.0	62.9	23	9	465	35.8
2012	13	883	4,865	374.2	527	2,258	173.7	29	356	208	2,607	200.5	58.4	12	7	387	29.8
2011	14	870	4,971	355.1	591	2,836	202.6	35	279	173	2,135	152.5	62.0	21	5	500	35.7
2010	13	839	4,437	341.3	538	2,414	185.7	29	301	173	2,023	155.6	57.4	10	11	386	29.7
2009	13	771	3,959	304.5	435	1,596	122.8	15	336	198	2,363	181.8	58.9	19	8	323	24.8
2008	13	886	4,785	368.1	495	2,168	166.8	27	391	206	2,617	201.3	52.7	21	18	402	30.9
2007	14	**1,054**	6,152	439.4	612	2,998	214.1	35	442	256	3,154	225.3	57.9	29	13	541	38.6
2006	13	818	5,427	417.5	450	2,155	165.8	25	368	245	3,272	251.7	66.6	30	9	438	33.7
2005	13	869	4,863	374.1	509	1,951	150.1	21	360	216	2,912	224.0	60.0	22	10	383	29.5
2004	12	825	4,747	395.6	506	2,326	193.8	20	319	179	2,421	201.8	56.1	19	10	344	28.7
2003	14	994	5,857	418.4	593	2,600	185.7	24	401	255	3,257	201.8	63.6	28	14	475	33.9
2002	13	883	4,550	350.0	558	2,560	196.9	19	325	155	1,990	153.1	47.7	16	8	323	24.8
2001	12	862	5,418	451.5	451	1,840	153.3	28	411	238	3,578	298.2	57.9	18	12	371	30.9
2000	11	746	4,140	376.4	393	1,442	131.1	13	353	183	2,698	245.3	51.8	24	16	292	26.5
1999	11	713	3,319	301.7	308	907	82.5	13	405	200	2,412	219.3	49.4	11	**25**	223	20.3
1998	11	740	4,231	384.6	432	1,853	168.5	23	348	188	2,378	216.2	54.0	18	9	337	30.6
1997	11	746	4,517	410.6	521	2,823	256.6	34	225	137	1,694	154.0	60.9	11	7	346	31.5
1996	11	737	4,399	399.9	488	2,322	211.1	33	249	131	2,077	188.8	52.6	8	11	325	29.5
1995	11	727	3,924	356.7	410	1,635	148.6	18	317	175	2,289	208.1	55.2	14	8	279	25.4
1994	11	753	3,791	344.6	418	1,756	159.6	13	335	175	2,426	220.5	52.2	17	21	270	24.6
1993	11	759	3,451	313.7	418	1,449	131.7	12	341	161	2,002	182.0	47.2	9	16	190	17.3
1992	11	696	3,309	300.8	381	1,322	120.2	14	315	161	1,987	180.6	51.1	8	20	175	15.9
1991	11	711	3,561	323.7	396	1,710	155.5	10	315	174	2,147	195.2	55.2	14	13	248	22.6
1990	11	730	3,447	313.4	464	1,982	180.2	10	266	133	1,755	159.5	50.0	10	6	183	16.6
1989	11	728	4,293	390.3	401	1,454	132.2	10	327	188	2,839	258.1	57.5	26	12	295	26.8
1988	11	764	3,796	345.1	425	1,581	143.7	9	339	182	2,439	221.7	53.7	14	12	239	21.7
1987	11	747	4,843	440.3	436	2,289	208.1	24	311	187	2,554	232.2	60.1	18	10	335	30.5
1986	11	800	4,544	413.1	465	2,110	191.8	11	335	207	2,623	238.5	61.8	21	12	291	26.5
1985	11	882	4,284	389.5	516	2,405	218.6	22	366	220	2,267	206.1	60.1	6	10	220	20.0
1984	11	821	4,243	385.7	497	1,984	180.4	24	324	183	2,259	205.4	56.5	12	14	305	27.7
1983	11	788	4,129	375.4	448	1,583	143.9	22	340	194	2,546	231.5	57.1	7	18	251	22.8
1982	11	839	4,544	413.1	584	2,526	229.6	26	255	162	2,018	183.5	63.5	21	8	365	33.2
1981	11	763	3,403	309.4	496	1,493	135.7	26	267	163	1,910	173.6	61.0	6	12	169	15.4
1980	11	743	3,185	289.5	564	1,952	177.5	19	179	99	1,233	112.1	55.3	9	7	213	19.4
1979	11	791	3,919	356.3	496	1,858	168.9	26	295	137	2,061	187.4	46.4	7	14	241	21.9
1978	11	837	4,127	375.2	613	2,678	243.5	25	224	111	1,449	131.7	49.6	5	11	264	24.0
1977	11	872	4,542	412.9	674	**3,352**	**304.7**	35	198	85	1,190	108.2	42.9	12	6	375	34.1
1976	11	840	3,972	361.1	663	3,041	276.5	29	177	72	931	84.6	40.7	3	10	255	23.2
1975	11	771	3,001	272.8	575	1,935	175.9	15	196	83	1,066	96.9	42.3	4	17	159	14.5
1974	11	799	3,438	312.5	655	2,525	229.5	23	144	59	913	83.0	41.0	2	7	202	18.4
1973	11	818	3,832	348.4	**675**	2,622	238.4	21	143	76	1,210	110.0	53.1	9	13	258	23.5
1972	11	856	3,942	358.4	609	2,241	203.7	11	247	125	1,701	154.6	50.6	17	12	235	21.4
1971	11	832	4,263	387.5	590	2,501	227.4	21	242	123	1,762	160.2	50.8	20	11	320	29.1
1970	11	840	3,738	339.8	599	1,702	154.7	21	241	126	2,036	185.1	52.3	11	14	277	25.2
1969	10	860	4,089	408.9	591	2,202	220.2	30	269	139	1,887	188.7	51.7	14	13	349	34.9
1968	10	796	3,507	350.7	567	1,962	196.2	19	229	121	1,545	154.5	52.8	6	13	190	19.0
1967	10	741	3,605	360.5	554	2,361	236.1	27	187	95	1,244	124.4	50.8	6	9	248	24.8
1966	10	669	2,466	246.6	537	1,859	185.9	11	132	56	607	60.7	42.4	4	9	135	13.5
1965	10	645	3,073	307.3	497	2,077	207.7	23	148	73	996	99.6	49.3	8	9	251	25.1
1964	10	665	2,639	263.9	483	1,694	169.4	4	182	86	945	94.5	47.3	5	11	115	11.5
1963	10	612	2,499	249.9	518	2,087	208.7	16	94	42	412	41.2	44.7	2	8	135	13.5
1962	10	644	2,679	267.9	536	1,960	196.0	16	108	40	719	71.9	37.0	3	4	162	16.2
1961	10	636	2,900	290.0	516	2,196	219.6	23	120	52	704	70.4	43.3	4	6	234	23.4
1960	10	608	2,429	242.9	484	1,709	170.9	9	124	57	720	72.0	46.0	4	9	105	10.5
1959	10	641	2,600	260.0	510	1,866	186.6	15	131	59	734	73.4	45.0	8	9	164	16.4
1958	10	583	2,787	278.7	441	1,965	196.5	28	142	62	822	82.2	43.7	11	8	275	27.5
1957	10	570	2,447	244.7	477	1,936	193.6	16	93	34	511	51.1	36.6	3	8	159	15.9
1956	10	653	2,533	253.3	505	1,803	180.3	11	148	54	730	73.0	36.5	3	19	104	10.4
1955	10	655	2,516	251.6	491	1,670	167.0	9	164	65	846	84.6	39.6	8	18	139	13.9
1954	11	654	2,547	231.5	507	1,803	163.9	14	147	54	744	67.6	36.7	5	20	125	11.4
1953	11	693	2,933	266.6	518	2,059	187.2	21	175	77	874	79.5	44.0	5	14	194	17.6
1952	10	614	2,681	268.1	436	1,827	182.7	17	178	76	854	85.4	42.7	4	13	148	14.8
1951	11	794	2,962	269.3	602	1,977	179.7	15	192	79	985	89.5	41.1	2	19	128	11.6
1950	11	690	2,866	260.5	518	1,981	180.1	16	172	62	885	80.5	36.0	7	12	168	15.3

NOTE: Bowl games are not included in stats until 2002.

BOLD: Indicates school record

LSU Record Book - Yearly Defensive Stats

					RUSHING					PASSING							
	G	PLAYS	YDS	YPG	RUSH	YDS	YPG	TDS	ATT	COMP.	YDS	YPG	COMP%	TDS	INTS.	POINTS	PPG
2019	14	943	4,759	339.9	1,652	118.0	16	484	246	3,107	221.9	50.8	20		17	303	21.6
2018	13	915	4,403	338.7	1,802	138.6	15	449	223	2,601	200.1	49.6	18		17	283	21.8
2017	13	811	4,108	316.0	1,669	128.4	16	202	378	2,439	187.6	53.4	11		12	246	18.9
2016	12	793	3,773	314.4	1,407	117.2	7	364	194	2,366	197.2	53.3	9		9	189	15.8
2015	12	806	4,166	347.2	1,475	122.9	14	419	236	2,691	224.2	56.3	22		10	291	24.2
2014	13	845	4,119	316.8	1,985	152.6	16	385	199	2,134	164.2	51.7	10		10	228	17.5
2013	13	872	4,429	340.7	1,862	143.2	15	398	223	2,567	197.5	56.0	15		11	286	22.0
2012	13	897	3,999	307.6	1,321	101.6	14	457	254	2,678	206.0	55.6	15		18	228	17.5
2011	14	897	3,661	261.5	1,261	90.1	7	437	229	2,400	171.4	52.4	7		18	158	11.3
2010	13	822	3,993	307.2	1,785	137.3	15	344	196	2,208	169.8	56.9	15		19	237	18.2
2009	13	910	4,259	327.6	1,734	133.4	6	416	222	2,525	194.2	53.4	13		13	211	16.2
2008	13	846	4,232	325.5	1,432	110.2	17	425	227	2,800	215.4	53.4	15		8	314	24.2
2007	14	915	4,043	288.8	1,485	106.1	14	451	212	2,558	182.7	47.0	19		23	279	19.9
2006	13	764	3,156	242.8	1,262	97.1	7	364	172	1,894	145.7	47.3	11		16	164	12.6
2005	13	833	3,469	266.8	1,190	91.5	8	431	204	2,279	175.3	47.3	12		10	185	14.2
2004	12	743	3,083	256.9	1,197	99.8	7	333	160	1,886	157.2	48.0	16		14	205	17.1
2003	14	877	3,528	252.0	938	67.0	5	477	213	2,590	185.0	44.7	12		21	154	11.0
2002	13	825	3,728	286.8	1,743	134.1	16	361	163	1,985	152.7	45.1	13		17	238	18.3
2001	12	832	4,752	396.0	1,399	116.6	9	457	261	3,353	279.4	57.1	25		18	268	22.3
2000	11	788	3,861	351.0	1,483	134.8	9	401	220	2,378	216.2	54.9	15		9	221	20.1
1999	11	800	3,840	349.1	1,675	152.3	18	200	188	2,165	196.8	94.0	11		17	259	23.5
1998	11	760	4,496	408.7	1,462	132.9	12	339	213	3,034	275.8	62.8	23		9	279	25.4
1997	11	788	3,821	347.4	1,274	115.8	13	404	203	2,547	231.5	50.2	11		14	179	16.3
1996	11	740	3,533	321.2	1,686	153.3	16	306	150	1,847	167.9	49.0	9		10	203	18.5
1995	11	789	3,398	308.9	1,491	135.5	11	343	158	1,907	173.4	46.1	8		13	160	14.6
1994	11	711	3,211	291.9	1,874	170.4	14	299	162	1,746	158.7	54.2	9		15	271	24.6
1993	11	734	4,353	395.7	2,149	195.4	20	300	176	2,204	200.4	58.7	20		13	308	28.0
1992	11	830	4,110	373.6	2,332	212.0	21	279	149	1,778	161.6	53.4	8		11	261	23.7
1991	11	789	4,229	384.5	2,676	243.3	22	241	125	1,782	162.0	51.9	11		11	263	23.9
1990	11	755	3,739	339.9	2,528	229.8	20	244	122	1,395	126.8	50.0	8		19	238	21.6
1989	11	800	4,172	379.3	2,166	196.9	23	296	173	2,006	182.4	58.4	5		14	252	22.9
1988	11	729	3,216	292.4	1,463	133.0	9	339	168	1,956	177.8	49.6	6		15	181	16.5
1987	11	749	3,530	320.9	1,726	156.9	8	310	169	1,804	164.0	54.5	9		11	171	15.5
1986	11	748	3,528	320.7	1,672	152.0	8	320	181	2,112	192.0	56.6	9		26	155	14.1
1985	11	751	3,336	303.3	1,428	129.8	6	363	185	2,158	196.2	51.0	6		20	113	10.3
1984	11	842	3,812	346.5	1,771	161.0	12	359	178	2,041	185.5	49.6	7		**27**	198	18.0
1983	11	751	3,589	326.3	1,863	169.4	19	262	145	1,726	156.9	55.3	11		16	253	23.0
1982	11	704	2,707	246.1	1,004	91.3	6	298	157	1,703	154.8	52.7	12		13	170	15.5
1981	11	762	3,698	336.2	2,096	190.5	26	201	105	1,602	145.6	52.2	16		11	272	24.7
1980	11	763	3,067	278.8	1,925	175.0	16	226	91	1,142	103.8	40.3	7		15	193	17.5
1979	11	793	3,336	303.3	1,784	162.2	7	265	120	1,552	141.1	45.3	10		14	141	12.8
1978	11	749	3,122	283.8	1,570	142.7	9	257	114	1,552	141.1	44.4	8		20	173	15.7
1977	11	735	3,504	318.5	2,024	184.0	15	231	105	1,480	134.5	45.5	7		15	196	17.8
1976	11	702	2,564	233.1	1,568	142.5	11	198	82	996	90.5	41.4	6		13	149	13.5
1975	11	771	3,121	283.7	1,919	174.5	13	213	89	1,202	109.3	41.8	10		13	202	18.4
1974	11	728	2,934	266.7	1,960	178.2	13	173	75	974	88.5	43.4	5		6	168	15.3
1973	11	662	3,021	274.6	1,554	141.3	10	202	91	1,467	133.4	45.0	9		14	153	13.9
1972	11	674	2,853	259.4	1,561	141.9	9	212	91	1,292	117.5	42.9	3		15	121	11.0
1971	11	695	2,798	254.4	1,690	153.6	12	223	101	1,108	100.7	45.3	4		17	138	12.5
1970	11	746	2,689	244.5	**574**	**52.2**	**2**	390	187	2,115	192.3	47.9	8		25	96	8.7
1969	10	714	2,802	280.2	906	90.6	5	361	166	1,896	189.6	46.0	8		18	91	9.1
1968	10	693	2,779	277.9	1,096	109.6	6	292	134	1,683	168.3	45.9	10		13	144	14.4
1967	10	683	2,777	277.7	1,460	146.0	8	224	109	1,317	131.7	48.7	6		10	114	11.4
1966	10	611	2,306	230.6	1,077	107.7	8	213	105	1,229	122.9	49.3	6		11	124	12.4
1965	10	628	2,452	245.2	997	99.7	12	255	126	1,455	145.5	49.4	8		16	157	15.7
1964	10	**532**	1,757	175.7	1,068	106.8	6	**142**	61	689	68.9	43.0	**2**		9	79	7.9
1963	10	575	2,163	216.3	1,013	101.3	-	171	91	1,150	115.0	53.2	-		9	98	9.8
1962	10	579	2,062	206.2	832	83.2	-	230	114	1,230	123.0	49.6	-		14	34	3.4
1961	10	564	1,703	170.3	794	79.4	-	178	81	909	90.9	45.5	-		18	50	5.0
1960	10	581	1,979	197.9	1,199	119.9	-	147	62	780	78.0	42.2	-		17	50	5.0
1959	10	625	**1,432**	**143.2**	908	90.8	-	169	56	**524**	**52.4**	**33.1**	-		13	**29**	**2.9**
1958	10	623	1,914	191.4	1,131	113.1	5	163	69	783	78.3	42.3	3		16	54	5.4
1957	10	654	2,726	272.6	1,876	187.6	11	123	67	850	85.0	54.5	5		14	110	11.0
1956	10	583	2,414	241.4	1,773	177.3	11	103	**40**	648	64.1	38.8	8		7	149	14.9
1952	10	731	3,108	310.8	1,910	191.0	18	225	85	1,198	119.8	37.8	10		22	214	21.4

NOTE: Bowl games are not included in stats until 2002.

BOLD: Indicates school record

LSU OC Steve Ensminger's Biggest Call on a Heartbreaking Saturday Came Off the Field

SPORTS ILLUSTRATED
BY ROSS DELLENGER
December 28, 2019

ATLANTA, Ga. — Somewhere in a corner of LSU's locker room here at Mercedes-Benz Stadium, Tigers offensive coordinator Steve Ensminger held the hardest phone call of his life. His daughter-in-law, Carley McCord, a 30-year-old TV journalist, had perished Saturday morning in a plane crash in Louisiana while en route to this very place. His son and namesake, Steven Jr., so shaken by the news that family members rushed him to the hospital, lay in a bed in a medicated state, on sedatives, in and out of reality—until dad called.

Just before he took the field for warmups, an hour before he would call plays in his alma mater's biggest game in eight years, Steve Ensminger, for just a brief few minutes, pushed football aside for family. He called his son. He told him that everything would be O.K., that he'd make it through this dark hour. He told him that he loved him and to be strong and have faith.

He also made him a promise. As the call ended, dad told son what was coming next. "The team is behind you, these coaches are behind you," Steven recalls his father saying, "and we are about to go beat Oklahoma's ass for you."

Hours later, with LSU in the midst of a deconstruction of the Sooners, Steven's blood pressure dipped to more normal levels. He emerged from that cloudy state and maybe most importantly, the 30-year old got to watch his father's offense roar in LSU's 63-28 thumping of OU. Quarterback Joe Burrow carved through the Big 12 champs and its defense with such quick ferocity that it almost seemed unfathomable. The Tigers scored a touchdown on eight of their first nine drives, led 49-14 at halftime and finished with 692 yards of offense in one of the most dominant victories in the six-year history of the College Football Playoff.

They're bound for a national championship bout on Jan. 13 in New Orleans with Clemson, a quasi-home game for a team on a magical 2019 run. They're the top-ranked team in the land, have the Heisman Trophy winner at quarterback and haven't lost a game since last November. For a second time in three weeks, LSU brought a Louisiana party to this place, celebrating a playoff win days after claiming the SEC championship here. Garth Brooks' "Callin' Baton Rouge" blared through the stadium speakers, purple-clad LSU fans screamed from the stands and their team, high up on a platform, accepted the Peach Bowl trophy.

And then there was Steve Ensminger, the last assistant coach to arrive on the field for this celebration, having made his way from the press box.

He found wife Amy and then he found head coach Ed Orgeron, the man who had delivered to him the tragic news around lunchtime earlier Saturday. They all embraced in an emotional moment and peculiar scene—tears of sadness surrounded by a celebrating sea. Ensminger, 61, is not any other assistant here. He is a beloved figure, an LSU quarterback under famed coach Charlie McClendon, a country boy raised in the Baton Rouge area with a hilarious twang. He's heralded as an unsung hero of LSU's 2019 season, hidden in the darkness of the looming shadow of 30-year-old pass game coordinator Joe Brady, a former Saints assistant who helped overhaul the Tigers' offense into a spread attack over the offseason.

Without Steve, none of this happens, Brady and others have said. During the first half, ESPN TV cameras flashed on screen Ensminger and Brady in the booth, and when the Tigers went up 42-7 in the second quarter, the two even shared a fist bump. Nothing changed about their normal, two-man play-calling system despite the tragedy, Brady says.

Meanwhile, more than 500 miles away, Steven Ensminger Jr. agreed to a text exchange interview with *Sports Illustrated* in the second quarter of LSU's win, detailing one of the darkest days of his life and describing that pregame phone call from his father. "I had talked to my mom crying and couldn't get out words and same with my cousin who was my best man in our wedding," Steven says. "The one voice that got on the phone with me that was clear and strong and supportive and confident while I was laying in that bed was my dad right before he walked out for warm-ups. I could barely speak. I couldn't hold myself together and he said, 'Son, you will get through this, it's what we do. We face the darkest times in our lives and it's what we do, we get through it. And I will take care of you and I'll be there for you to keep you strong. You're my one and only son, and my namesake and I love you and I can promise you we will get through this.'"

McCord was one of six passengers on a small private aircraft that left Lafayette, La., around 9 a.m. CT bound for Atlanta. The only survivor, Stephen Wade Berzas, 37, was in critical condition as of Saturday evening. The eight-seat plane crashed in a parking lot about a mile from its take-off point, bursting into flames with such force that it blew out the windows of a nearby post office. Witnesses told a Lafayette TV station, KATC, that the plane hit a power line while presumably attempting to make an emergency landing through dense fog.

Gretchen Vincent, 51, offered a seat on the plane to McCord, who had no other route to Atlanta. Steven Ensminger had planned to drive McCord to Atlanta, but he couldn't get off work. He's a chemical operator at a nitrogen facility on the Mississippi River in a small town between Baton Rouge and New Orleans. A company policy prohibiting employee vacations after Dec. 22 prevented him from getting time off.

In fact, he was at work without his phone when McCord texted and called him that morning before the flight. He missed both of them. "I don't have my phone and she sends me a message saying she loved me," Steven says. "I was in and out of a nightmare, not being able to tell what was real and what wasn't. I can remember laying in the hospital bed repeating myself saying it wasn't real and then one of the hardest things I'm dealing with is that I missed her text and I missed her call. It is by far the most pain, angst and terror and just darkest time of my life and I honestly don't know how long it will last because I still don't believe it. I don't want to believe it."

While eating lunch, Steven learned of McCord's death from his aunt. Back in Atlanta, special assistant to the head coach Derek Ponamsky informed Orgeron of the news. It was Orgeron who broke the news

to Ensminger. It trickled to assistants during staff meetings and a walk-through at the team hotel in downtown Atlanta. There was never a doubt that Ensminger would coach, living up to his reputation of toughness and grit, of hard work and focus. After all, Steve sometimes sleeps in a cot in his office during fall camp. He's a journeyman of a coach, fired three times as a coordinator or assistant, humble enough to find ways to dodge media interviews, the focus of hard fan criticism upon his promotion to offensive coordinator in 2018.

Those close to him aren't surprised by the strong will he showed Saturday. "Only Slinger," says LSU receivers coach Mickey Joseph, using Steve's nickname, one that dates back to his quarterbacking college days. "For Coach E to come out and call the plays he called… somebody was watching over him," says running back Clyde Edwards-Helaire. Asked in the postgame celebration how her husband did it, Amy Ensminger's eyes begin to swell with tears and she points up to the heavens, "God," she whispers.

Many players only learned of the news by word of mouth, some before the game and others afterward. Blake Ferguson, a senior snapper, heard about it from an equipment manager during pregame warmups. "I immediately went over to coach, hugged him and told him I loved him," Ferguson says. "He's strong as hell for coaching in this game. We played for him and that family."

McCord wasn't just a daughter-in-law to an LSU assistant. Even before she married Steven Ensminger Jr. almost two years ago, she held a close connection to those around LSU. She turned into a familiar face on many televisions in the state as a Cox Sports and ESPN sideline reporter, known for her hard-charging reporting and bubbly persona. McCord held jobs few knew about, Steven says. She woke up each morning around 4 a.m. to teach online English classes to kids in China, and she worked some with New Orleans TV station WDSU. She also served as a travel agent and spent time covering some of her favorite programs, the New Orleans Pelicans and Saints. "She was a tough minded, caring, charismatic personality who would not take no for an answer," says Jordy Culotta, a Baton Rouge sports radio host and cousin to McCord. "She was refreshing in our business. She was also my friend. A sad day."

McCord and Steve Ensminger had a joking relationship, one full of jesting at one another's expense. Before McCord and Steven's wedding, Steve told her that he might not make the ceremony because he's "got recruits in," Steven says. McCord would poke at her father-in-law that demons were coming for him. "She'd always give my dad a hard time," Steven says. "These words are the hardest words I've ever had to speak. She will always be part of my life. I'm torn and struggling but I knew she would tell me to be strong. I love her. I miss her so much it hurts. I wish she was here with me."

After the game, Steve Ensminger left the coaches' suite and briskly walked directly to his family, escorted by a team spokesman. Soon afterward, he'd call his son again to check up. It's a call Steven was waiting for since they had last talked, one he thought about as the Tigers romped to a big win.

"To sit here and watch my dad with so many emotions and a heavy heart and his worry for me and watch him do what he said we would do, there's no question that he is my rock, my idol, my mentor, my coach, my father," Steven says. "I'm his namesake and I wouldn't be able to make it through anything without him there to tell me to man up and get through it."

Feldman: Justin Jefferson epitomizes LSU's rags-to-riches roster

THE ATHLETIC
BY BRUCE FELDMAN
December 28, 2019

ATLANTA — His teammate won the Biletnikoff Award as college football's top receiver. On the opposite sideline in jersey No. 2 was CeeDee Lamb, the award's runner up. But on Saturday at Mercedes-Benz Stadium, the best wide receiver was wearing No. 2 in white, a player who came to LSU as a two-star recruit so skinny that his teammates thought he was a walk-on.

Justin Jefferson, who still sometimes gets called "Jordan," the name of his older brother and former Tigers quarterback, had the best game of his career on the biggest stage as LSU torched Oklahoma in the Peach Bowl College Football Playoff semifinal, catching a CFP-record 14 passes for 227 yards and four touchdowns.

Those four TDs are one more than any LSU receiver had in the 2017 season. But that, Jefferson's freshman year, now seems like a lifetime ago.

The Tigers are the hottest team in college football thanks to the most explosive offense in college football. They beat the Playoff's No. 4 seed 63-28 and probably could have scored 90 if it didn't throttle down. The Sooners, who hadn't allowed a 300-yard passer all season, gave up more than 400 to Joe Burrow in the first half alone. Burrow piloting a spread offense that melds New Orleans Saints passing concepts with NFL run game elements and the Joe Moorhead Penn State system has taken the sport by storm. Perhaps the most impressive aspect of an eye-popping LSU scheme is that each game Burrow has a different skill guy who crushes the opponent.

On Saturday night, it was Jefferson. Three weeks ago in this very building, it was Terrace Marshall who snagged two touchdown passes as LSU blew out Georgia. The week before that, when the Tigers put a severe beatdown on Texas A&M, Chase had seven catches for 197 yards and two TDs. In the Tigers' big win at Alabama in November, running back Clyde Edwards-Helaire ran for three touchdowns and a 100 yards and had nine more catches for 77 more — the week after he ran for 136 on Auburn.

What head coach Ed Orgeron loved most when he hired Joe Brady from the Saints was that his new passing game coordinator "had answers." No matter what the opposing defense does — or might do — LSU is able to counter and take advantage of something else. And it certainly helps that it has such an athletic and poised triggerman in Burrow who processes everything so quickly.

"It's crazy, and it's very special," Jefferson said when asked about LSU's pick-your-poison attack. "I'm very blessed to be in this situation with all these tremendous guys. I don't really see how a defense can stop us."

Last spring LSU's own defensive guru, Dave Aranda, was the first to get a taste of what would be wrecking rival defenses this season. For the first time in years in practice, the Tigers' offense got the best of their defense.

"It's like a virus," Aranda told *The Athletic*. "They find your structure and attack it inside, out. They attack everything you're doing."

Oklahoma's defenders knew LSU had a potent attack but didn't realize it was as lethal as it was. "They have a great offense," said cornerback Parnell Motley. "It's more than I expected, more 'live' in person."

Orgeron's record in his last 11 games against Top 10 teams is a remarkable 10-1. In the past two games in Atlanta, the Tigers beat the No. 4 (Oklahoma) and No. 5 (Georgia) teams in the country by a combined score of 110-38. The team that went to Tuscaloosa two months ago and shocked Alabama is much better now. The defense has gotten healthier and playing faster. The offense is crisper. It's a team that is playing with more and more confidence: it playing fast and free, loose and locked-in.

"The confidence is sky-rocketing," said linebacker Jacob Phillips.

Chase mentioned how LSU has added a few more wrinkles, like him lining up in the backfield Saturday night. "We got a lot of new tricks up our sleeve."

Kevin Faulk, a former LSU star who is now the team's director of player development, has a unique perspective on this Tigers team. Faulk knows true greatness, having appeared in five Super Bowls with the Patriots and winning three. He was wearing two of his shiny, lug-nut-sized championship rings on Saturday night.

"They're not selfish," he says of the Tigers. "Every last one of them could be selfish, but they're so excited when they see each other make a play. That is what's so gratifying about what this offense and watching this team this year."

Faulk says that's what the Tigers have in common with those excellent New England title teams, and they have a Tom Brady-like leader in Burrow.

"He's always reminded me of him, he's just more athletic than Tom is," Faulk said. "Mentally, they have the same mindset, same thought process — mentally they win the game before the game is even played with the way they prepare for it."

Burrow was LSU's brightest star Saturday, throwing for seven touchdowns and expanding his TD-INT ratio to 17-0 in the past four games. But teammates couldn't have been happier for Jefferson, a guy who might epitomize this program's rise as well as anyone in the purple and yellow.

This is a group powered by mismatched parts, by the QB whom Rivals ranked as a three-star recruit and who couldn't win the starting job at Ohio State; by Clyde Edwards-Helaire, the three-star local running back who many college coaches thought was just an average back; and by the three-star anchors — center Lloyd Cushenberry and Damien Lewis — of what has become the top O-line in college football. And also by the gravelly voiced head coach who had once been a punchline to so many and now seems ahead of the curve in managing a football program. It was Orgeron who went out on a limb for Jefferson. Just like he did for so many of those other afterthought recruits.

"Coach really put his trust in me and gave me a chance here, and I'm very happy that he did," Jefferson said at Thursday's Peach Bowl Media Day. "Everybody thought I

was a walk-on. I had a walk-on locker. I came late, but I definitely had that chip on the shoulder. I had something to prove."

Jefferson came in weighing 170 pounds but three years later is up to 195 and quicker than ever.

"He's just a guy that always pays such attention to detail," Edwards-Helaire said. "He always understands what his role is week in and week out, and ball doesn't lie. Whoever the ball loves that week, that's what happens."

After the game as the Tigers celebrated their blowout win, several of their coaches and players said they weren't going to get caught up in this moment. This is just the next step. All this did was give them an opportunity to win the national title.

Still, for someone of the former Tigers in attendance like LSU running back great Derrius Guice, seeing this offensive system in action marks a new era for this program.

"Would I have liked to play in this offense?" he said. "Me personally, no. I'm an under-center guy. And I'm a little stingy. I want the ball."

But he added that what he might prefer individually and what the team needs are two different things.

"This offense is something we've been hoping and praying for the past eight years," he said. "Running backs came here because of the way we ran the ball. No quarterbacks came here because we weren't throwing the ball. Joe took the chance on us. We changed the whole offense up and based it around him, and now we're playing for the national championship."

Not forgotten, Chris Curry delivers in place of Clyde Edwards-Helaire in LSU's Peach Bowl win

THE ADVOCATE
BY SHELDON MICKLES
December 28, 2019

ATLANTA — With All-Southeastern Conference running back Clyde Edwards-Helaire nursing a hamstring injury for the past 11 days, the LSU running game was a major question mark going into the College Football Playoff semifinals Saturday.

Speculation ran rampant on Edwards-Helaire's availability for the Tigers' Peach Bowl matchup against Oklahoma with an undefeated season and berth in the Jan. 13 national championship game on the line.

If Edwards-Helaire couldn't go, who would replace him? Highly-rated freshmen Tyrion Davis-Price or John Emery, or maybe redshirt freshman Chris Curry?

Coach Ed Orgeron said all week he was hopeful Edwards-Helaire, a junior from Catholic High, would play against Oklahoma, saying just a little more than 24 hours before the game he might be available.

Edwards-Helaire did get on the field for a handful a plays in No. 1 LSU's dominating 63-28 win in a rocking Mercedes-Benz Stadium, but it was Curry who got the start and powered his way through Oklahoma's defense.

It was a big mistake to forget about Curry, who rushed for a career-high 89 yards on 16 carries with slashing runs of 19 and 20 yards in LSU's offensive onslaught.

"I wasn't nervous; Coach O always says, 'Prepare like you're the next guy up,'" Curry, a native of Lehigh Acres, Florida, said in the din of the winning locker room. "It's unfortunate that Clyde went down, but I had to step up … everybody had to step up, really."

Curry said he didn't know he was going to start until Oklahoma's first drive ended with a three-and-out and a punt, and Joe Burrow and his offense were preparing to take the field.

That's when Orgeron gave him the word.

"When we get the ball, he said, 'You're in,'" a smiling Curry said.

During pregame warmups, he was taking second-team reps behind Edwards-Helaire, who appeared to run easily although he didn't make a lot of cuts when he got the ball.

That was an indication Curry would be the featured back although it was clear the LSU coaches wanted to get Edwards-Helaire at least a few snaps.

"I felt pretty good in warmups, but I wanted the best for him," said Curry, who pointed at Edwards-Helaire. "If he would have played, I would have supported him 100%."

Going into the game, Curry, a compact 6-foot, 219-pounder, had rushed for just 99 yards on 22 attempts this season after netting 2 yards on eight attempts a year ago.

Because he played in only four games in 2018, he was able to use the new redshirt rule and is classified as a redshirt freshman.

"It was a blessing tonight," Curry said, "I feel like everybody forgot about me, but the coaches didn't. I thank Joe Burrow a lot for speaking up and saying, 'Hey, let's go with this kid right here.'"

"It was the style of runs we were using and it was his practices the last two weeks," Orgeron said of the decision to go with Curry. "The coaches came up to me today and said that Chris should be the first back in, so I'm really proud of him."

Edwards-Helaire, who wound up rushing twice for 14 yards, said he found out about two minutes before kickoff that he was going to play.

He went into the game on LSU's third play from scrimmage when Burrow threw a 19-yard touchdown pass to Justin Jefferson.

On the play, Edwards-Helaire took on an onrushing Oklahoma defender, safety Justin Broiles, and flipped him high into the air to help give Burrow more time to deliver the ball to Jefferson.

"Everything felt good during warmups; throughout this whole week, everything felt good so it was just making sure to not get out there and hurt anything further," he said.

"Psychologically, you can always think you feel good, but being able to do things full speed in pads against different people, it's a different ball game."

He certainly liked what Curry was able to do in spearheading a running game that netted 160 yards on 32 attempts.

"He did amazing," Edwards-Helaire said. "To jump up and become the starter and almost mentally prepare the entire week. To be able to focus in and understand the things he needed to do was big for him."

Holder: Think you've seen it all from LSU's Joe Burrow? Think again after his record performance vs. Oklahoma

THE ATHLETIC
BY LARRY HOLDER
December 28. 2019

ATLANTA — Yep. Joe Burrow did a thing again in Atlanta on Saturday afternoon. One of those "how in the world did he pull that off" things.

The LSU quarterback bounced on his feet within the pocket as Oklahoma's feeble defense rushed only three players late in the first quarter. With no one open. Burrow scrambled to his right with the Sooners' Jalen Redmond in pursuit. Linebacker Kenneth Murray cut off Redmond but stumbled in front of Burrow. David Ugwoegbu entered the frame. rushing right into Burrow's face. and hit Burrow as he threw along the sideline.

Like everything for Burrow this season. perfection followed.

Burrow lofted the ball about 30 yards. where only the outstretched arms of Terrace Marshall could high-point the ball above the head of cornerback Tre Brown. The Sooners defensive back sat on the turf after the play. wondering what just happened.

Burrow made the Sooners look like spectators in the midst of one of the best games ever by a college quarterback on the way to LSU's 63-28 trouncing of Oklahoma in a College Football Playoff semifinal.

Burrow wasn't in need of a Heisman moment Saturday after winning the award in runaway fashion. Burrow provided that moment already off the same scrambling Houdini act three weeks earlier against Georgia in the same building.

The LSU quarterback dodged Georgia's Travon Walker. who was unblocked after eluding the Tigers offensive line on a stunt. Burrow turned to his right. making a 360 to escape Walker. By doing so. Burrow nearly twisted into the arms of the Bulldogs' Jordan Davis. who rushed from his left. with Walker still approaching from the right. Burrow scooted back to his right. forcing a second whiff by Walker. while Davis needed to leap over a sprawled-out Walker to chase the quarterback.

On the run. Burrow fired a pass from the LSU 15 to the Georgia 45. where Justin Jefferson lurked wide open. Jefferson used his wheels to turn it into a 71-yard play.

Even though Burrow has dazzled onlookers routinely. he's still able to take your breath away. even when you think you've seen it all.

Burrow said three weeks ago he simply improvised to make the play to Jefferson happen. On Saturday. Burrow replied. "I trust my guys. I trust them enough to throw 50-50 balls to them and they're going to go make the play for me. I've got great people around me. That's why we've been so successful. We have trust in each other."

Oh. and the Heisman Trophy winner did a few more things Saturday. Like seven touchdown passes and 403 passing yards. In the first half.

Yes. I'm serious. Freaking seven!

Burrow also ran for a touchdown on a sneak on the opening drive of the second half. His eight total touchdowns are the most ever in any bowl game. The records and accolades for Burrow on the Peach Bowl's postgame stats sheet went up to the letter "I." It takes five minutes to read through all of them. so here is a handful:

- Burrow's seven first-half touchdown passes tied an FBS record with four others. most recently Bryan Moniz from Hawaii against UC Davis in 2011.
- Burrow has 71 career touchdown passes. breaking Tommy Hodson's LSU career record of 69. Hodson played for LSU from 1986 to 1989.
- Burrow's 493 yards set a record in the College Football Playoff.
- His seven passing touchdowns in a game ties an SEC record most recently set by Missouri's Drew Lock in 2017 against Missouri State.
- Burrow became the first quarterback from the SEC to pass for 5.000 yards and 50 touchdowns in a single season. No other SEC quarterback has ever passed for 4.000 yards and 40 touchdowns in a season. The Heisman winner now has thrown for 5.208 yards and 55 touchdowns. both SEC records.
- Burrow is just the 17th player in NCAA history to pass for 5.000 yards in a season. Only four other quarterbacks have passed for 5.000 yards and 50 touchdowns in the same season: BJ Simmons (Texas Tech. 2003). Colt Brennan (Hawaii. 2006). David Klingler (Houston. 1990) and Derek Carr (Fresno State. 2013).

Also. Oklahoma hadn't allowed a 300-yard passer this season. Burrow passed that mark with 9:17 left in the second quarter with his fifth touchdown pass and fourth to Justin Jefferson. who also broke too many records to count with 14 catches for 227 yards.

"We had a hard time corralling him back there." Oklahoma head coach Lincoln Riley said. "We're certainly not the only ones that have."

When asked if he thought anyone else has ever had a better year than Burrow. LSU head coach Ed Orgeron said. "No. Not that I can remember. They had some guys running the football and stuff like that. But to see what those guys are doing out on the field. and me being a football fan. I'm kind of a fan. I'm like. 'Hey. go ahead. guys.'

"Way to go. man. It's incredible what this coaching staff has done. what these players have done. the connection that they have with the receivers. the protection on the offensive line. I've been a part of some good football teams. but I've never been part of an offense like this."

Burrow took his last snap on the first play of the fourth quarter. a sack-fumble no less. How insane does it seem when a team pulls its starting quarterback for an entire quarter in college football's version of the Final Four?

Burrow's answers to the final two questions in his postgame press conference sum up the LSU quarterback.

When asked what it was like to play with such an insane rhythm. Burrow said. "To be honest. it wasn't my sharpest game. This guy (Jefferson) was bailing me out on a couple of throws that I had missed. Guys like Terrace and Ja'Marr (Chase) were bailing me out on some misreads and being late with the football. I'm excited to get back to practice and tune those things up. But that's the kind of team we have. If someone doesn't have their best game. other guys step up."

Then Burrow was asked about having a perfect ending to his college football career by potentially facing his former team. Ohio State. in two weeks in the College Football Playoff final. "I'm excited to play in the national title game." he said. The nonchalance was fitting: he'll have to deal with Clemson instead.

Still. he said it with a straight face. And you can tell that he meant it. That's Joe Burrow to the core.

How Tyler Shelvin made nose tackle the strength of LSU's defense; 'No center can single-block me'

THE ADVOCATE
BY BROOKS KUBENA
December 26, 2019

ATLANTA — Tyler Shelvin arrived for his first formal interview of the season.

The hulking LSU nose tackle sat at his own personal media table on a faux football field inside the College Football Hall of Fame — a fitting venue for what he was about to say Thursday.

"No center can single-block me," Shelvin said. "You cannot single-block me on defense. You can't. It's impossible."

Strong confidence from a strong player.

Shelvin is mostly right, and that's why the 6-foot-3, 346-pound sophomore changed the way LSU played defense this season.

Nose tackle is the strength of LSU's defensive point of attack, coordinator Dave Aranda said. That's something that hasn't been said in recent years about LSU nose tackles. Not since the days of former All-Americans Glenn Dorsey (2006, 2007) and Drake Nevis (2010).

But Shelvin may be Aranda's most powerful chess piece this year. His dominant presence up front has forced offenses to double-team him — and even then, the brawny bruiser from Lafayette has still broken through to disrupt opposing backfields.

"It takes a special cat to do that," Aranda said.

Shelvin is now almost as nimble as a cat.

Remember his well-documented battle to drop weight and get in shape? How LSU coach Ed Orgeron gave regular updates on his nose tackle's progress? How he once weighed 380 pounds when he arrived on campus and eventually dropped below 350?

Those days are behind Shelvin, he says, replaced by a consistent routine that's made him a mainstay in the middle of LSU's defensive line.

"Me and Coach O always talk about it," Shelvin said. "We're like, 'Came a long way. Long way.' "

Shelvin's statistics — 39 total tackles, three tackles for loss — aren't gaudy, and he was left off all the major award listings and all-star teams. He operates hidden in plain sight, mostly fighting those double-team blocks that free up tackles for linebackers who he says thank him later.

There are outlines of Shelvin's impact: LSU's rush defense ranks 23rd nationally with 119.62 rushing yards allowed per game — nearly 20 yards fewer on average than LSU's rush defense last season.

But let's let the assistant coach nicknamed "The Professor" explain it best.

"The big picture is the math," Aranda said.

It's all about one team trying to have the numbers advantage over the other.

If the offense is sending an extra blocker to handle Shelvin, that's one fewer blocker that's being used against another defender.

There are certain offensive systems that usually double-team the nose tackle, since the defender is lined up directly in the middle of the play. But teams have come up with blocking schemes that don't have to double-team the nose tackle.

You'll see that, Aranda said, from Oklahoma, LSU's opponent in the Peach Bowl semifinal Saturday.

The Sooners often try to win the numbers game by not doubling the nose tackle, and instead will send an extra blocker downfield to block the linebackers.

No. 4 Oklahoma (12-1) has had plenty of success in the scheme. The Sooners rank 11th nationally with 251.23 rushing yards per game, and quarterback Jalen Hurts became a Heisman Trophy runner-up by rushing for 1,255 yards and 18 touchdowns.

"We're anticipating we're going to get some of that," Aranda said, "and if we do, we need to dominate up front with the nose, and I feel confident that we can cause some disruption there."

How does the nose cause disruption against such a scheme?

Simply, Shelvin needs to beat his blocker one-on-one.

Backup nose tackle Siaki "Apu" Ika says that task is just as simple.

"If he gets a one-on-one with anyone, there's no doubt in my mind that he's going to win," Ika said.

Beat an offensive line enough that way, and it has to adjust. Then Shelvin becomes a blocking priority and will often draw a double-team.

And once Shelvin has drawn the offensive line's attention, Aranda can make it even more difficult for the offense by moving Shelvin around in different spots on the defensive line.

Aranda tinkered with ideas back in the summer, drawing up different formations that placed Shelvin head up on the center, on his left shoulder, or on his right. He drew out how offenses might block his nose tackle and how it could free up one-on-ones for other defenders.

Aranda studied film of NFL teams that did similar tricks: the Los Angeles Rams, the Denver Broncos.

He shared ideas with LSU defensive line coach Bill Johnson — the Rams defensive line coach in 2017 and 2018 — and Johnson explained how their franchise disrupted backfields with nose tackles like LSU's Michael Brockers and Tulane's Tanzel Smart.

"Oh, Dave, that's our baby," Johnson said then.

Shelvin truly became the strength of the defensive front against Alabama, Aranda said. It's an interesting game to point out, since Shelvin only had three tackles, and Crimson Tide running back Najee Harris rushed for 149 yards and a touchdown.

But again, that's the shadow factor of Shelvin. He was constantly getting push and movement against the Alabama offensive line — so much to the point where he said he walked to his coaches on the sideline and said: Don't take me out.

"I stayed in," he said. "I just dominated."

Shelvin once had high expectations as Louisiana's top ranked-recruit out of Notre Dame High in 2017. Orgeron once compared Shelvin to Dorsey, LSU's most decorated player in school history.

Shelvin is starting to live up to those expectations. He's even embracing them.

On the Thursday before LSU left for Atlanta, he gave a presentation on Dorsey in his sports marketing class.

Perhaps the comparisons will grow further, now that the game is starting to go his way.

"It's been treating me so well," Shelvin said. "Getting this experience compared to last year has just been a road to glory for me."

The long, strange and hardly recognized journey of LSU CB Kristian Fulton

THE ATHLETIC
BY BRODY MILLER
December 26, 2019

ATLANTA — Imagine a one-on-one conversation between Dave Aranda and Kristian Fulton. Picture two of the quieter guys in the LSU football facility having a heart-to-heart. How much would be said?

"It wasn't but maybe like three words," Aranda said, laughing as he leaned back in his chair at Peach Bowl media day.

Aranda's preseason All-SEC cornerback wasn't quite himself. The LSU defensive coordinator tried to get to the bottom of it. Fulton allowed a 55-yard touchdown catch against Texas. He had some iffy practices early in the year. "It was kind of a downward pointing vibe," Aranda said. He tried pulling Fulton aside after games and practices to talk.

Looking back now, Aranda understands it more. Fulton wasn't 100 percent healthy. Therefore he wasn't 100 percent in shape. And that meant he wasn't 100 percent confident. Then came the criticism. That didn't help, either.

Soon Fulton got healthy. He got in better shape. He regained some confidence. Coaches like Aranda and cornerbacks coach Corey Raymond helped along the way. He was back to being Kristian Fulton, a consensus first-round caliber NFL draft prospect.

"Kristian's probably our most improved player," Aranda said. "Clearly on defense that would be the case … I've never seen a flip like that."

But what makes the story of the LSU secondary so fascinating is that nearly nobody talks about Fulton. No, they talk about All-American freshman Derek Stingley Jr. As they should. Stingley is the one with six interceptions and some of the most remarkable highlight-reel plays in the country. He's the "prodigy."

Here's what people miss. Teams keep throwing at Stingley. He's been targeted 85 times, tied for the most targets of any FBS player in the country.

Why? Kristian Fulton.

Fulton has been targeted just 47 times in 13 games (Both hold opponents to less than 39 percent completions on them), according to Sports Info Solutions. Part of it is testing the freshman. Plenty of it is not wanting to throw at Fulton.

"I think Kristian not being targeted is respect," receiver Ja'Marr Chase said.

"I take it as a compliment," Fulton joked.

So as Fulton enters the final game or two of his LSU career in hopes of winning a national title, it's time to reflect on an LSU journey unlike any other, one of a five-star prospect from New Orleans who missed an entire season due to suspension, won a lengthy battle with the NCAA, overcame a season-ending injury and became one of the best cornerbacks in the country without much recognition to go with it.

"It's been a crazy process," Fulton told *The Athletic*, "but at the end of the day I wouldn't trade it."

He remembers the toughest day: Aug. 9, 2018. No doubt about it. That was the day Fulton went on a conference call with attorneys, LSU administrators and the NCAA to appeal his two-year suspension.

He had already sat out all of 2017 after being caught attempting to use another person's urine for a drug test — one that he ultimately passed using his own specimen. Fulton and his lawyer felt confident he'd win this appeal. He finished the conference call and practiced for a while before he was called back out of practice with the results.

Fulton's appeal was denied. He'd have to sit out another year.

He left the facility and went home, coaches allowing him to miss the rest of practice. He went straight to his room and just thought. He thought about his future. He thought about how his once so promising future was slipping away. At that point, he didn't imagine he'd be where he is now.

"To be honest, I didn't," Fulton says now. "I didn't know where I was going to be at that time. I didn't know what I'd be doing right now. That's why it's so crazy."

"I don't know if I can do this for two years," he thought to himself. He couldn't go through another year of working with the team every day, practicing with them like he was part of the squad, then sitting out game day as his friends played each Saturday.

He didn't have to. His lawyer, Don Jackson, and then-LSU athletic director Joe Alleva convinced the NCAA to lift Fulton's ban and reinstate him Aug. 23, one week before the season opener against Miami in Arlington, Texas.

Fulton jumped back into the starting lineup, lining up across from an All-SEC cornerback in Greedy Williams. Every opposing offense was scared of Williams. He made six interceptions the year before as teams tried to avoid star corner Donte Jackson. The pattern repeated itself. Teams threw at Fulton to avoid Williams.

Fulton was up to the challenge and became one of the top cornerbacks in the SEC. Many LSU staffers would tell you Fulton was actually better than Williams. Fulton's NFL draft stock rose, with his father Keith hearing people suggest a first or second-round grade.

Then, Fulton injured his foot in week 10 against Arkansas, ending his season and taking him out for most of spring practice. He decided to come back to school.

By the time he was healthy, Fulton was a senior with a bizarre background in a cornerback room with just him and four freshmen. "I kind of see how Tre'Davious White felt," he joked in August about the current Buffalo Bills cornerback being in the same situation when Fulton was a freshman in 2016.

Fulton had to try to be a leader for a group with Stingley, one of the most-college ready freshmen in recent memory, on top of a deep 2019 class. He had to lead by

example, because as Aranda said, Fulton doesn't talk much.

"The freshmen get up on him because he's so quiet," Raymond joked. "They mess with him all the time. They be like, 'Huh?' Make him talk louder."

And while Fulton maneuvered this new role of leadership, the quest to get healthy and his own early struggles, Stingley became the most talked-about defensive back in America.

Fulton and Chase have been going at it since they were in high school, when Chase was an Archbishop Rummel freshman in New Orleans and Fulton was a junior. Now, Chase is the Biletnikoff Award winner and Fulton is a top NFL prospect.

While stories of Chase and Stingley's one-on-one battles at LSU practice have become famous, Chase admits the long-running rivalry with Fulton has a more personal motivation. They're six years in the making. They've been keeping track of it the whole way.

"Every day, *every day*, Kristian and I talk about going against each other, because it's rare that we go against each other," Chase said. "When we do, it's almost always a break or a tie or a one up."

Chase begrudgingly admits Fulton has a slight lead, but Fulton isn't much of a trash talker or a showboat. There is a competitiveness in him that's got him to this point. As Aranda points out, he wouldn't have made it through the suspension and injuries and overall difficulty of his four years in Baton Rouge.

So Aranda was asked how he thinks Fulton handles Stingley becoming one of the biggest names in football. Stingley gets all the attention and the highlight plays. Fulton's hidden, because he plays such good coverage nobody tests him. At Peach Bowl media day Thursday, Stingley was at one of the big podiums. Fulton had a smaller table in the corner.

"I think that drives him," Aranda said.

"When you get to a certain point, everybody's good. Everybody's smart. Everybody has a quality. So at that point, it becomes: What's inside? What's the drive? What's the work ethic? What's the confidence when you do get hit? Do you get back up?"

Fulton, as he nears his final stretch at LSU, has succeeded at the questions Aranda is asking. He's the starting cornerback of the No. 1 team in the country. He's allowing just 38.3 percent completions. There's a good chance he signs a multi-million dollar NFL contract in a few months.

It's unclear what history will remember of Fulton's time at LSU. He doesn't have some of the highlight plays. He isn't the household name of Stingley, Williams or some other past LSU defensive backs.

But nobody knows more than Fulton about what it's like when football is taken away. He can live without all that other stuff.

"It's crazy where I'm at now," he said. "and I'm just enjoying the ride."

Rabalais: Steve Ensminger's ego-less attitude may have made him LSU's offensive MVP

THE ADVOCATE
BY SCOTT RABALAIS
December 24, 2019

ATLANTA — Back in the "stone ages" as he called it, when he was splitting time as LSU's quarterback with David Woodley and catching the occasional trick play pass when they shared the same backfield, someone asked Steve Ensminger if he wanted to throw the ball more.

He said yes, like you'd expect a guy nicknamed "The Slinger" would.

"I got in trouble for that" with coach Charles McClendon, Ensminger recalled. "He gave me a 'press lecture.' "

Forty years later Ensminger is only available to the media couple of times a year — in the preseason and at bowl games — which suits his blend into the background personality just fine.

But he still likes to throw it just as much. And you can bet he'd loved to have thrown it in the offense that he and passing game coordinator Joe Brady have ginned up for this season.

"It's a special year," Ensminger said at a Peach Bowl news conference Tuesday, Heisman Trophy-winning quarterback Joe Burrow at his left elbow, Biletinkoff Award-winning receiver Ja'Marr Chase at the far end of the dais. "I don't think this offense was thought of back then."

It certainly wasn't ever conceived of at LSU before. Not back in the 70s under McClendon, who was devoted to defense and mostly subscribed to the "three things can happen when you pass and two of them are bad" philosophy. Certainly not in the 12 McClendon-like seasons under Ed Orgeron's predecessor and former boss Les Miles, who only discovered the passing game's new religion a few games into his current gig at Kansas this year.

It was after yet another frustrating offensive eclipse against Alabama last year, that 29-0 headlock the Crimson Tide threw on then No. 4-ranked LSU in Tiger Stadium, that Orgeron went to Ensminger and told him it was time for a drastic change.

Orgeron had attempted to remake LSU's offense once before in 2017 with Matt Canada calling the plays, but that proved to be a false start personality-wise and scheme-wise.

This time Coach O, who hasn't forgotten how Ensminger ran an offense as interim coordinator in 2016 that helped Orgeron get the LSU job full time, wanted a complete overhaul.

"It was a low point," Orgeron said. "I told him, 'Listen, we've got to go to the spread.' And he said, 'You're right.' I said, 'Are you going to be receptive to someone coming in and teaching us the spread?' He said, 'Yes, I will.' "

Enter passing game coordinator Joe Brady earlier this year off two seasons with the New Orleans Saints, this after an RPO-fueled internship under Joe Moorhead when the Mississippi State coach was offensive coordinator at Penn State.

The May-December partnership has worked better than Orgeron or anyone could have possibly imagined. With Burrow as "the slinger," LSU leads the nation in total offense (554.4 yards per game), is second in passing offense (368.8 ypg), and third in scoring offense (47.8 points per game) and passing efficiency (196.04 rating).

"They work great together," Orgeron said. Then he added, "Steve has been the MVP of the whole deal."

Success doesn't always mean happiness, of course. You can find plenty of movie stars and rock stars who can show you that. The phrase "more money, more problems" definitely exists for a reason.

For his part in LSU's offensive eruption, Ensminger could have chafed at the help despite the fact this offense is going to make everyone — Coach O, Coach E, Brady, even Burrow when he goes off as a top NFL draft pick in May — a lot richer.

By all accounts, though, he didn't.

"When Steve tells you yes, it means yes," Orgeron said. "Joe came in and Steve worked his tail off to learn the new terminology, the new words. He calls most of the plays. He's done a fantastic job. He and Joe have meshed perfectly. There's no egos with both of those guys. It's not us, us, us. It's we, we, we."

From Ensminger's perspective, there's a simple reason for that.

"It's about LSU," he said. "It's my school. It's a special school. So I was for it. I said, 'Let's do this.'

"I learn football from Joe and he has learned from me. He's taught me how to slow it down, and I've taught him how to go quicker. It's been a great mix."

Even now, though, with one and maybe two huge games to go for No. 1-seeded LSU in this College Football Playoff, questions about the future beyond the CFP seep into the conversation.

At 61, Ensminger is a lot closer to the end of his career than the beginning. There has been plenty of speculation as to when or if it may be possible for there to be a passing of the offensive torch from Ensminger to Brady at some point in order to try to induce Brady to stay at LSU.

"Hell, I'm young," Ensminger cracked before laughing at his own remark. A moment later, though, he gave insight into his thoughts on the subject.

"I won't coach until I'm 80," he said. "I look forward to finishing this season and we'll make that decision after. I still want to coach. I enjoy coaching. I think we have special athletes. So long as I feel like I can contribute to LSU, I will be there.

"It's kind of like, you know, Joe Brady coming in here and helping us. "If I feel like, hey, somebody else can do it better, I'll walk away from it. That's the way it is."

In other words, when Steve tells you, he means it.

Heisman Trophy winner Joe Burrow electrifies LSU -- and all of college football

ESPN
BY HAILEY GROSSMAN
December 16, 2019

A WOMAN DECKED out in a purple-and-gold sequin dress, looking for all the world like a Mardi Gras disco ball, is trying to be stealthy. She nudges her companion, lest she miss this incredible stroke of good luck, to show her who's standing right there across the sidewalk. The friend, whose fandom is less flashy -- just an LSU No. 9 jersey for her -- looks up to find a mass of 30 or 40 people milling around a white canopy, mostly wearing No. 9 themselves. She doesn't even offer the courtesy of pretending not to stare.

Those are his parents! The two women nod to each other, then walk away, their celebrity sighting duly confirmed.

They're right, of course. There, among the dozens tailgating in the shadow of Tiger Stadium, are Jimmy and Robin Burrow -- *Joe Burrow's parents*, which is mostly how they're known in this town. Which is why they're celebrities in this town, the kind who attract a stream of gawkers to their tailgate. Baton Rouge has fallen hard.

Joe's crew isn't exactly taking great pains to obfuscate. Jimmy and Robin are wearing Burrow jerseys, his plain, hers a bedazzled version, the purple No. 9 sparkling when the sun hits right. Joe's oldest brother, Jamie, has a jersey on too, except the Cajun spirit got him and he sports one that says "Burreaux." A family friend from back home in Athens, Ohio, went with a purple and gold tee that proclaims, "We are EAUX-HI-EAUX."

It's the final frenzied hours before Burrow plays in Tiger Stadium for the last time, against Texas A&M, and what do you know, more lookie-loos "happen upon" his family's tailgate. A middle-aged woman hollers in Jimmy's direction, "The next Joe Burrow is with us! No. 7, right here!" Her No. 7 is a high schooler, her son presumably, with a mop of dirty brown hair and a Leonard Fournette jersey. Next-Joe-Burrow's family stops to chat up actual-Joe-Burrow's family, then they take a picture together for posterity. Everyone is desperate to capture this moment.

Jimmy is silver-haired and ruddy, his cheeks a forever shade of crimson, so he constantly looks tickled, like this is all still a hoot to him. Like he still can't believe this is what his son has done. He smiles and shrugs. It's all he has left to offer. What can he say? These are strange times.

These people, the Burrows, are close to Joe, and so they are close to the sun.

He still tries to visit the tailgate, Joe does. Even as his numbers soar silly high and he whack-a-moles LSU and SEC passing records. Even as the team barrels toward its first playoff berth. He comes by after games, though each week it devolves into a more complicated affair.

After LSU beat Arkansas in late November -- earning a spot in the SEC title game for the first time in eight years and becoming the first team in SEC history to claim a 4,000-yard passer, two 1,000-yard receivers and a 1,000-yard rusher all in the same season -- the team coordinated Joe's arrival for his postgame family reunion. It was an undertaking befitting a head of state, which, if we're being honest, Burrow is by now in the state of Louisiana.

Handlers hustled Burrow from deep inside Tiger Stadium into an unmarked police car, which shuttled down South Stadium Drive, then deposited him in front of his family's tailgate. It was a very official, mostly futile attempt to shield him from the onslaught.

"I've never seen a frenzy like this," LSU coach Ed Orgeron says. "Never in any school I've been in."

TWO DAYS AFTER his quarterback's final home game, Orgeron sits on a couch tucked in the northwest corner of Tiger Stadium and tries to make sense of what Burrow has done in -- and to -- Baton Rouge this season.

When the game ended that Nov. 30 night -- Texas A&M's soul well and truly crushed after Burrow and the Tigers offense did unmentionable things to the Aggies -- Burrow beelined for the delirious LSU student section. He blew kisses to the crowd like a jubilant beauty queen; he clasped his hands, raising them high above his head, waving them to and fro like a conquering prizefighter. There will be a Heisman won, a playoff game or two to

come -- yet more work to be done. starting with Oklahoma. to hold on to this a little longer. college football's most raucous mutual admiration society.

"He can do what he wants." Orgeron jokes about his quarterback. Probably. He probably jokes.

Burrow himself joked later that night that he bum-rushed the students for a reason. He doesn't go to class -- he came to LSU as a graduate transfer by way of Ohio State. degree in hand, and now takes online courses toward his master's -- so this was his shot to thank them. these people who adore him but don't ever see him, don't really know him at all beyond the mythic vision they watch on Saturdays.

He doesn't really roam campus at all. holing up in his apartment. mostly emerging to make the five-minute drive to the football facility. That part of his fishbowl experience. at least. is familiar. Celebrities can't go out in public. not really. and that's what he is here: the state's brightest star. His parents. who travel to every game. home or away. do his grocery shopping for him when they land in Baton Rouge on Fridays. When LSU went on the road for two weeks. first to Alabama and then to Ole Miss. Jimmy and Robin weren't in town to restock. so he just ... went without groceries.

"Yeah. this is different." Orgeron says.

"I've never seen a frenzy like this."

Ed Orgeron

There's a lot of that this fall: the old ladies who saw Burrow walk into a clothing store. on the hunt for a new suit. then followed him in; the fans who camp out in the parking lot for autographs. for who knows how many hours. scouting out the entrance to the practice facility. waiting for their mark -- Burrow -- like they're on a sting; the locals who've gotten wind that he frequents Brocato. a one-room salon that looks nothing at all like a salon and everything like a worn-in cottage. where Matt Brocato. the owner. sees to Burrow's hair once a month. When he needs a breather from the mayhem of the season. this is where he retreats to. Brocato. because it feels "old school ... like I'm in the '80s or '90s." Burrow says.

Brocato takes care to protect Burrow's privacy. even though virtually all his customers have asked for a heads-up when Burrow's on his way. "No way." he tells them. He's 61 -- hippie-bookish. with thick black glasses and a mess of brown hair -- and a Baton Rouge lifer. He was born 5 miles from Tiger Stadium but never once went to a game until he took on Burrow as a client.

"Right now. he owns the city." Brocato says. "He really does."

Oh. you've heard this one before? The one about the star football player who's a huge hit with the football-loving college town? Rohan Davey has heard it too. Like Burrow. he was a quarterback here who broke records. In 2001. Davey became the first passer ever to throw for more than 3,000 yards in a season for the Tigers. He's seen prolific quarterbacks come through (Matt Mauck. JaMarcus Russell) and beloved stars (Tyrann Mathieu. Leonard Fournette) and championship-hopeful teams (2003. 2007. 2011). but he professes. as Orgeron professes. that this is different from all those other people and all those other times. He knew it on Nov. 22.

He emceed the Bengal Belles Senior Luncheon that Friday afternoon. and as he sat in the Raising Cane's River Center ballroom. he looked up as Burrow's name was announced. Two police officers walked in front. two trailed behind. with Burrow sandwiched in between. They stood at attention. watchdogs guarding how close the public could encroach.

Did Davey ever experience anything like that?

"No. Hell no." he says.

Mathieu? Fournette. even?

"No. Hell no." he says again. "Nowhere near."

In a neat trick. Burrow seems at once pretty unruffled by it all and keen to stoke this gumbo-soaked fervor. Clandestine operations to get him out of the stadium? Crowd control on his person? "Never in a million years thought I'd be doing that." he says.

He's sitting on a bench in the team's weight room. wearing a Looney Tunes sweatshirt. as he is wont to do. "Joe is ... definitely himself." says his former Ohio State teammate J.T. Barrett. as does nearly

anyone who has ever spent any amount of time with Burrow.

Burrow has a tendency to rake his hands through his hair midsentence. He smiles a lot too, never too wide, mind you, so that you're never quite sure whether he's letting you in on the joke or you are the joke. Between his flair for odd fashion and perpetual half-smirk, he looks a little mischievous, which is appropriate for a guy who could pass for a grown-up Kevin McCallister. A grown-up Kevin McCallister after he has chucked a brick at Marv's face.

The first time his youth coach, Sam Smathers, laid eyes on him, Burrow walked -- strutted, according to Smathers -- up a hill wearing a pair of sunglasses. Burrow, the third-grader, suffered from some sensitivity to light at the time, but Smathers didn't know that. He knew only what he saw. "Hey, there's Joe Cool," he thought to himself that day.

Burrow shows flashes of that now too. *Hey, there's Joe Cool,* pageant-waving goodbye to departing, defeated Texas fans. *Hey, there's Joe Cool,* smiling coyly at the camera when asked if he has anything to say to Nebraska, the school where his father and older brothers played football but which didn't really give him a look. Twice. *Hey, there's Joe Cool,* handing the SEC title game ball off to Orgeron, then saying he'll keep the national championship game ball for himself.

Hey, there's Joe Cool, sunglasses on once more, cruising down the Tiger Walk. His parents have met him there before every home game this year, waiting for him at the end, just outside the entrance to the locker room. Jimmy and Robin leave their tailgate early, knowing that as they navigate to the Tiger Walk, they'll be stopped five, 10, 15 times by fans along the way.

"They have fun out there," Burrow says, then smiles his half-smile. This is all still a hoot for him too, you see. The fans who not only love him but love his whole family by proxy. The grateful Louisianans who thank them all for coming to their state.

"My whole family's like, 'Well, thanks for resurrecting my career.'"

BEFORE HE WAS a Heisman winner, Joe Burrow was a quarterback without a home.

The May before last, Orgeron did his damnedest to sell Burrow on the prestige of playing quarterback in Baton Rouge. Burrow, at the time, was a newly minted free agent in the college football transfer market, having thrown all of 39 passes in his three years at Ohio State. Still, Orgeron's offer was one without much historical merit, the program mostly able to push out good but not exceptional quarterbacks. LSU's most recent undisputed star at the position, JaMarcus Russell, is now best known for his all-time flameout as a professional.

Burrow wasn't a proven commodity either -- not quite castoff, but not quite can't-miss wager. He came to Baton Rouge by way of Columbus, having bided his time behind a historically ridiculous assembly of quarterback talent at Ohio State -- Braxton Miller and J.T. Barrett and Cardale Jones, oh my. But by the time those guys cleared the decks, he still wasn't the clear choice to be starter -- Dwayne Haskins had logged precious minutes as a backup in 2017 while Burrow battled a broken hand -- so he decided to take his talents somewhere new.

Orgeron and Burrow convened over crawfish at Mike Anderson's, a seafood haunt that's been around since the 1970s and greets its patrons with a hulking deer, its antlers nearly scraping the ceiling, sitting in repose over a brick archway. That day, the two took the first tentative steps toward this partnership, the one that has upended everything in Baton Rouge.

"He fell in love with me," Burrow says. "And I fell in love with him."

A few days before the SEC championship win against Georgia (four touchdowns, 349 yards, 96.3 QBR and one Heisman-icing performance for Burrow), Orgeron stood on a podium in front of a roomful of media expounding on all the reasons he thinks Burrow is unlike any quarterback he's been around. "I think it's a combination of smarts," he said. "It's a combination of grits," he went on, likely -- in his exhilaration -- landing on some fusion of grit and guts. Or maybe he just meant grits.

Later, back on the couch in a quiet nook in Tiger Stadium, Orgeron the coach,

Orgeron the native Louisianan, comes right out and says it. Or starts to.

"To me, he's been the most important ..." Like any coach fluent in coachspeak, Orgeron's inner diplomat kicks in, putting a muzzle on all that effusiveness. A bit. He smiles. "I guess I can't say that. *One* of the most important people in LSU history."

THERE IS A strange desperation in Baton Rouge these days.

These people have been waiting for so long for exactly this -- a Heisman-caliber (now crowned) quarterback steering a 21st-century offense -- that they all seem frantic to not just revel in this success but to remind themselves that it's a real thing and that it's happening here.

In the hours before kickoff against Texas A&M, former LSU players paced the sideline, their credentials around their necks listing their names, like ID-tag-toting guests at a reunion, which in a way, they were. *Hi, my name is Joseph Addai.*

Addai won a championship here 16 years ago, won a Super Bowl a few years after that with Indianapolis, yet he still finds himself daydreaming about what it would be like to play now, with a quarterback like this, in a system like this.

"I would've loved it. It's so different," Addai said to another LSU old-timer, the two stationed about 30 yards from where Burrow stood warming up. He said it quietly, shaking his head, like if he spoke it out loud, poof, it would vanish. *It's a real thing, and it's happening here.*

"It's cool as hell." JaMarcus Russell says. He stood outside a Tiger Stadium elevator on his way up to his seats for the Texas A&M game, one more LSU alum on hand to bear witness.

Here we are, at the end of 2019, and we've spent an entire fall in bizarro Baton Rouge: LSU is scarily dominant on offense. More, it's scarily modern. Is that the Tigers going ... no-huddle? (It is! On 67% of plays this season, compared with 34% the five seasons prior.) Is that the Tigers throwing ... on first down? (With gusto! On 61% of first downs, fourth most in the FBS and nearly twice as often as they did just two years ago, when they ranked 115th.) Is that the Tigers trotting out ... three-plus-wide-receiver sets? (Why, yes! On 708 plays, twice as many as last season.)

This team bears so little resemblance to its ground-and-pound lineage that it feels almost futile to try to capture the distance between then and now.

Six months ago, in the dead heat of summer in Louisiana, Burrow vowed that this team would score 40, 50, 60 points a game. His bravado felt foolhardy, fantastical. At the very least, it was critically ahistorical. For one, Burrow's first season at LSU was mostly just ... fine. He threw for 16 touchdowns in all of 2018, a number he eclipsed in one month (one month!) this season. For another, you had to go back to 2013 to find an LSU team that even approached the right to be called a scoring machine, and even then, even with Odell Beckham Jr. and Jarvis Landry lining up together, the Tigers cashed in at 35.8 points per game. Twenty-two teams outpaced them that season. That we now do expect 40, 50, 60 points a game, that we're now surprised when they don't hit those marks -- LSU has scored 40, 50, 60 points a game in all but three outings so far this season -- is a feat of sorcery.

Or at least meticulous planning. Planning from Orgeron, who pulled the plug on the old way. After Alabama blanked LSU 29-0 last season, Orgeron told his offensive coordinator, Steve Ensminger, they had to go to the spread. Planning from Ensminger, who told Orgeron that yes, of course he'd be willing to let someone new come in here and teach this team a new offense. Planning from Joe Brady, who was that someone new, by way of the New Orleans Saints, and who arrived this past offseason armed to the gills with these newfangled run-pass options and three-receiver sets and up-tempo play. And planning from Burrow, who executed it all in his first year in this particular system.

Those dominoes, incidentally, hit every other domino right on its sweet spot to produce this: historically great accuracy (Burrow's 77.9% pass completion rate is on pace to be the best mark in FBS history, a point higher than the previous record, set by Colt McCoy in 2008); gluttonous production (48 touchdown passes, an SEC record); and, you know, wins (13 of them to date).

Along the way, Burrow metamorphosed from fringe draft prospect to

first-player-taken prospect, a rise that leaves people who study this kind of thing for a living flummoxed, stumped on naming a proper comparison. "His ascension has been ridiculous," says Jim Nagy, the Senior Bowl's executive director and a draft analyst. "It really is a little unprecedented. At the quarterback position, man, I'm struggling to come up with one."

The police escorts and the unmarked police cars and the mania that has settled around Burrow makes a certain kind of sense then. It feels like an actual physical relief to watch him and his offense operate, for the old players who missed out on this system and for the fan base that clamored for it year after year after year.

"I'm just so happy that it's finally here," Rohan Davey says. "Thank god."

JUST ABOUT A thousand miles away, in a breakfast and lunch diner in The Plains, Ohio, a pair of older men are hashing out the latest betting odds for Burrow to win the Heisman, pondering just how astronomical the quarterback's chances can balloon. (Spoiler: Burrow's Heisman win will be seismic. His margin of victory, 1,846 more points than Jalen Hurts, will go down as the largest gap in history.) They're sitting in the second-to-last booth by the wall, under a banner that reads "Gigi's Country Kitchen of Baton Rouge."

Travis Brand, the owner of Gigi's Country Kitchen, which is very much not in Baton Rouge, passes by and catches wind of the topic at hand. It's the topic at hand at a lot of diner booths here in The Plains, Burrow's hometown, and Athens, the town just a few streets over.

"If he said, 'I'd like to be a mayor down there,'" Brand says, "I think the mayor would say, 'Here, let me give you my salary.'"

Brand has seen it for himself, this Baton Rouge-Joe Burrow lovefest. That's where the banner came from, in fact. Gigi's has morphed into a semi-tourist trap these days, with Brand to thank for it. Over the swinging door that leads to the kitchen: an LSU license plate; "HERE WE GEAUX JEAUX 12 AND 0" spelled out on the Gigi's sign that lords over North Plains Road; and that custom Gigi's banner, a gift from some friends he made down in Louisiana. He went south for the Texas A&M game, and a few LSU fans who had seen and admired Brand's LSU-centric decor served as tailgating tour guides, upgraded his hotel room and bestowed him with this customized memento.

Gigi's is a five-minute drive from Burrow's childhood home, a two-story colonial with an LSU flag hanging on its front door, tucked away on a winding road. Inside, there's not all that much evidence that a Heisman-winning quarterback once lived here, not downstairs, anyway. Joe's LSU jersey is draped over a dining chair; a tea towel hangs in the kitchen, showing a map of the United States with a heart over the state of Ohio, another over Louisiana and the caption "It's really not that far ..." (The shrine -- yes, of course, there's one -- resides in the basement.) Jimmy sits down among these tokens and tries to explain what has happened to his son. What his son has made happen.

"Just to think that ..." he starts, then cuts himself off. "There's this one picture."

He pulls up his phone, then swipes until he finds the shot he's after, the one someone snapped of Joe and Jimmy on the field during the pregame senior presentation before the Texas A&M game. Joe's got that half-smile, his eyes trained on the camera. Jimmy can't seem to take his eyes off Joe. He's beaming at his son.

Everyone back home is a little lovesick, really: the Burrows' neighbors, the dozen who have planted LSU flags in their front yards; the especially zealous neighbor who made what looks to be a 6-foot banner -- it's so big the metal fencing over which it's draped is buckling under the weight; the locals who flocked to Little Professor Book Center. The shop, in nearby Athens, had to release an apology on Facebook: "Bad news folks, our magazine distributor contacted us today and let us know they are not able to provide us with extra copies of the Joe Burrow Sports Illustrated."

"People were rushing to the stores. 'Oh, Piggly Wiggly has 20 copies! Oh, that was 30 minutes ago. I know I'm too late.' It was pandemonium, people wanting this Sports Illustrated," Brand says.

There's a bizarre, unlikely marriage between Ohioans and Louisianans these days, even as the specter of a possible Ohio State-LSU national championship

matchup looms. They're infatuated with the same man.

Back in Baton Rouge. Patrick Wilkerson. the owner of the boutique LSU clothing shop Bengals & Bandits. fields. oh. 30 calls a week from LSU fans asking if his store carries any Burrow-branded gear. which of course it does not. in compliance with NCAA restrictions. Wilkerson's theory is that it's Burrow's very otherness that works in his favor.

"I don't know that if he was from here if he would have been embraced as much." he says.

Burrow didn't just come to LSU. is what he's saying. He adopted the whole darn state.

So he does things like commission a Burreaux jersey one day. going full Cajun. and becomes a literal billboard for Louisiana appreciation. Really. The billboards went up the Tuesday after he wore the jersey. And he thanks an entire state for allowing him to become a native.

"Isn't that cool?" Orgeron says. the gravel in his voice turning to boulders he gets so choked up. "Isn't that something?"

"Oh. he knows how to capture them." Orgeron says.

JOE BURROW NEVER got the chance to capture Billy Cannon.

Burrow chose Louisiana two days before Cannon died on May 20. 2018. but his daughter. Bunnie. suspects he knew. She hopes he did. She would like to think he at least heard the name of the man who will now always be tied to him. Cannon won the Heisman 60 years ago. the only player from LSU to win it -- until Saturday night.

Bunnie wears a silver charm on her necklace with the imprint of Billy's fingerprint. He used to point that finger at her when she landed in trouble. and now it's her reminder to behave. Bunnie always looks for him. keeps an eye out for his No. 20. and found one when she arrived in New York on Friday. Her cab pulled to a stop in front of a building. No. 20 of some street she can't remember now. but its address big and bold. even from her seat in the taxi.

"It's so obvious everywhere I go." she says.

Billy Cannon's here. in New York too.

Bunnie and her mother. Dot. wrote a letter to Burrow because they wanted him to know that. He read it on the way to Manhattan. The private plane that shuttled Burrow and his family from Atlanta. for one set of awards. to New York. for more. sat only one person per row. so he read the letter by himself. Loneliness is a part of this story too. Burrow passed the letter to his mother. who sat across from him. She gave it to Jimmy. who sat behind him. Before Jimmy knew whom the letter was from or what it said. he looked at his son's face and his wife's face and understood it was one more thing they'd want to hold on to after all this is done.

Dot Cannon told Burrow that he reminded her of Billy in all sorts of ways. Dot goes to every home game. arriving two hours before kickoff to sit in the seat her husband used to occupy. and she watches. Burrow's strength and character make her think of Billy.

"And his little crooked smile." Bunnie says.

Billy Cannon never wanted to be this team's only Heisman winner. He won the award. then spent the rest of his 80 years waiting for someone to join him. would wonder with Bunnie at the start of every football season whether this was the year someone might. He was ready for someone new to take over.

She put these thoughts to paper. telling Burrow to take his friends and family with him on this journey. There were also some things she didn't say but she wants him to know. He'll always have to be on now. The luxury of his anonymity is gone. Whether Billy showed up to a pizza joint or a white-tablecloth restaurant. an airport in California or an airport in Montana. when he entered a room. people swarmed. He was always being watched. always seen.

"Everybody's going to want something from him." Bunnie says. "This is the pinnacle of every kid's dream. but there's a price to pay for it."

At 10:22 on Saturday night. a Heisman winner for less than two hours. Burrow walks into a dimly lit room and people swarm. He's come to the back of a rooftop bar of the Knickerbocker Hotel. a view of

Times Square and the billboard that already coronates him visible below. His parents are here, his high school coaches. Orgeron arrives about 30 minutes after Burrow: Joe Brady does too. Mark Emmert, the NCAA president, is at the meat-carving station toward the back, and Louisiana Gov. John Bel Edwards stops in also. "That's one of the richest men in Louisiana," one partygoer says, nodding to another man in another dark suit. "Shale oil."

All these people, who know Burrow or just want to, toast his success and their proximity to it, with champagne in flute glasses and beer in disposable cups with Burrow's number in purple.

Burrow comes in, and this roomful of people stops. They've been waiting. They break into applause while juggling their phones, lifting them up like torches to get a picture of the man at the center of this bedlam. He snakes his way through, shaking hands and stopping for photos, and the 50-foot journey from one end of the room to the other takes him nearly half an hour. He eventually sits, parking himself on a U-shaped sofa in the corner of the room. He looks happy and spent, like the emotion of his speech -- he took 30 seconds to gather himself before starting; he took 13 more before he was able to thank Coach Orgeron -- tapped him dry. It is hard to be a 23-year-old head of state.

He'll stay here, mostly sequestered, for the better part of two hours, sipping at champagne, his girlfriend to his right and his mother to his left and a wall of people that inches inward.

There are distractions. When Orgeron walks in, he's met with an ovation too. Someone in a suit brings in Burrow's Heisman Trophy, his name and the school's name now engraved in gold plating, and for a while, that's a shiny toy for the crowd to focus its energy on. But they return, always, to Burrow, a moon controlling the tide. When he stands up to greet another well-wisher, the room actually feels as if it tilts sideways as the masses creep closer, taking more photos. When he briefly leaves the room, standing in the hallway just behind it, the crowd gravitates there too.

After about two hours, Burrow starts the slow process of leaving. He shakes more hands and takes more photos, until a handler steps in to carve a path forward.

"Excuse us, excuse us."

The handler leads the way, Robin following the trail he leaves open. She holds out her hand behind her and her son grabs it, making his way out of the room and these strange times.

How Joe Burrow's Heisman Win Has Already Inspired Charity

SPORTS ILLUSTRATED
BY ROSS DELLENGER
December 16, 2019

Matt Porter had planned to go to the Bahamas. Beautiful sandy beaches, clear blue water and drinks with umbrellas—this is how he wanted to spend the $10,000 he won from a bet he placed in June for LSU quarterback Joe Burrow to win the Heisman Trophy. Two days after Burrow won the top individual prize in college football, Porter's plans have changed. Instead of to some resort island in the Atlantic Ocean, a portion of his winnings are heading to, of all places, Alabama.

On Monday, Porter planned to donate more than $3,000 of his post-taxed winnings to a GoFundMe account connected to Colton Moore, a 9-year-old LSU fan living in Odenville, Alabama, who is stricken with spina bifida. The donation—$3,228 to be exact—will exceed by $1 the GoFundMe account's goal of $15,000, to be used by the family as a down payment on a wheel chair accessible van. Moore's story went somewhat viral in October when the LSU football program opened its doors to him and his parents so the child could meet his hero: LSU coach Ed Orgeron. Two months later, he's got another hero. "He seems like the sweetest kid in the world, and he lives smack dab in the middle of Alabama and came to find love for LSU," says Porter, an LSU fan himself who now lives in Florida. "Any kid who lives in Alabama and loves LSU deserves our love back. His love is genuine. He cares about the team and Coach O. He deserves my money."

Burrow's magical 2019 season culminated in LSU's first Heisman Trophy winner in 60 years, and while he's likely oblivious to it, the quarterback's victory on Saturday night has already inspired acts of kindness. In addition to Porter's decision, a Facebook fundraiser that began Sunday has generated more than $90,000 in donations for a food pantry in Burrow's hometown of Athens, Ohio, a place he described during his speech as "very impoverished." The fundraiser, which has blown past its goal of $30,000, is for the Athens County Food Pantry. "I'm up here for all those kids in Athens and Athens County that go home to not a lot of food on the table, hungry after school," Burrow told a national audience on ESPN after accepting the Heisman. "You guys can be up here, too."

During this thrilling year, Burrow set multiple SEC records, helped the Tigers claim their first SEC championship in eight years and has them as the No. 1 seed in the College Football Playoff. He's taken the country by storm, his quirky personality, shocking statistics and, maybe most of all, his inexplicable one-year turnaround. Few saw this coming, especially not Las Vegas. Burrow, 200-to-1 odds in preseason to win the Heisman, became the biggest longshot winner in the last decade. Vegas is taking an L. Porter turned his $50 bet into $10,000—and so did many others. One man claimed a combined $600,000 of winnings on separate $100 and $500 bets on Burrow, according to actionnetwork.com. Another person cashed out for $50,000 on a $1,000 bet made after Burrow's odds went from 200-to-1 to 50-to-1 following LSU's season opener.

"(It's) a great story but a costly one for some sports books including us," tweetedJimmy Vaccaro, a 41-year Vegas bookmaker now working for South Point Sports. "He will take a bite out of our ass."

Porter's winnings at least are going to a good cause. With Burrow as such a heavy favorite to win the award entering Saturday, Porter had spent the previous few days deciding what to do with the money. After hearing the LSU quarterback's stirring speech on Saturday night, he settled on the charitable decision to Moore's GoFundMe account. Porter doesn't know Moore or his family, but his story—written about in the local Baton Rouge newspaper and portrayed on Louisiana televisions stations—was enough to convince the 41-year-old to pass on that Bahamas trip. Moore, bound to a wheelchair, cannot take food by mouth and requires breathing assistance at night. He has had 38 surgeries, with two more scheduled in January, according to a story published in September in the Baton Rouge–based Advocate newspaper.

Moore, raised by a family of Auburn fans in central Alabama, became a big LSU fan while watching the school's baseball team win the 2017 SEC tournament near his home in Hoover, Alabama. His LSU fandom grew from there. He became infatuated with Orgeron and his gravelly voice. The school learned of Moore earlier this fall when his mother Jennifer shared a

photo on Facebook of her son's interest in meeting Orgeron. Weeks later, Moore and family found themselves being toured around the LSU football facility by Orgeron himself. He even celebrated on the field with players after the Tigers beat Utah State, and Orgeron introduced the boy to the media during a postgame news conference. "He's going through more than I will ever go through even at the end of my days. as tough as they likely will be," Porter says. "His entire life is encompassed with that kind of struggle."

For Porter, this season has been a much different kind of struggle. Over the course of the year, his gambling outfit made offers to him to cash out his bet. the biggest amount ($3,865.38) coming before the Tigers played Auburn on Oct. 26. He was tempted but never caved. "There's been a million people tell me, 'Take the money,'" Porter says. "I could have walked away at any point in time. I was like, 'No way. I believe in Joe.' Every week his performance made my decision that much easier. He continued to always reaffirm my initial faith in him. It was nerve wracking every game until 10 minutes in and he was lighting people up."

Porter expects to receive winnings of about $7,000 after taxes. He'll give about half of it to Moore's GoFundMe and $1,000 to his father Gary. How about the rest? Well, he's saving that up for something special: a trip to New Orleans in mid-January, where he hopes his Tigers will be playing for the national championship. "We'll be there," he guarantees. "We'll be there."

From Heartbreak to Heisman: How Joe Burrow's Magical Season Eased His Family's Pain

SPORTS ILLUSTRATED
BY ROSS DELLENGER
December 14, 2019

Jamie Burrow will forever remember the date. March 20, 2019. It was a Wednesday when his wife called him with the awful news. Jamie, traveling for work, drove from eastern Iowa directly to the hospital in his home of Omaha, Nebraska. Four months into her pregnancy, Codie Burrow's water broke. Jamie and Codie were expecting twins, a boy and girl. Like any parents, they'd made the necessary arrangements to welcome their second and third child into this world, readying a room in their home with the normal newborn items, one set blue and another pink. The entire Burrow family was excited—grandpa Jimmy, grandma Robin, uncles Dan and Joey.

Since their marriage in 2015, Jamie and Codie hoped to have three children together, two boys and a girl. The twins would join their 4-year-old son, James IV, to make a dream become a reality. "It was like winning the lottery," Jamie says. "We were going to have the family we envisioned." Two days later, during a laborious birthing process on March 22, the twins were gone, lost to the world without ever taking a breath. The experience shook a family of tough, football-playing men. "We're all about talking about our strengths in my family. This was one of our family's weakest moments," Jamie says. "You really feel alone when you're going through it. You're not alone. There's a community and support groups out there. It should be talked about more."

Joe Burrow's Heisman Trophy win Saturday night in New York City is about more than just football. His sensational, almost unbelievable season helped heal a family that was supposed to be bigger. Jamie calls it a welcome distraction, a silver lining. In a dark year for this family, Jamie's little brother provided a bright light, captaining an LSU team (13–0) that completed an undefeated regular season, won the SEC championship and landed the No. 1 overall seed in the playoffs. Joe Burrow took another step in finishing off one of the best seasons in college football history this weekend, becoming the first Tiger to win the Heisman Trophy in 60 years and just the second overall, joining the late Billy Cannon. He won by an expected and record-breaking margin, garnering 93.8% of possible points to become the biggest Heisman winner in the 85 years of the award. Jalen Hurts finished second, Justin Fields third and Chase Young fourth.

Burrow's big win is a testament to a one-year turnaround that many experts believe is unparalleled in recent college football history. He's set SEC single-season records for passing yards (4,715) and touchdowns (48) while also on pace to break the FBS record for completion percentage (77.9%), startling statistics for a kid who last year threw 16 touchdowns, 2,894 yards and completed less than 60% of his attempts. From NFL scouts to college football analysts, from former coaches to ex-players, everyone is somewhat dumbfounded. "I don't want to call it unprecedented," says Rece Davis, ESPN College GameDay's lead anchor, before pausing for a brief second during an interview with Sports Illustrated. "but I can't think of anyone who has made this drastic a leap."

By now, many know the details of Burrow's stunning rise to the top spot in college football. A reserve quarterback at Ohio State, Burrow transferred to LSU in May 2018, won the starting job during fall camp, produced that ho-hum junior year, began this season as a 200-to-1 Heisman longshot and, roughly eight games in, was the odds-on favorite to win the top individual prize in the game. He's flourished in LSU's new shotgun-based, no-huddle spread system, implemented this offseason by Joe Brady, a 30-year-old former Saints assistant. The Tigers have the nation's most prolific offense (554.3 yards a game), slightly ahead of their semifinal opponent, Oklahoma (554.2). Burrow & Co. meet the four-seeded Sooners (12–1) in the Peach Bowl on Dec. 28.

Saturday capped a wild week for the quarterback that included three cities, six plane flights and five awards. He was in Baltimore on Wednesday to accept the Johnny Unitas Golden Arm Award, spent Thursday in Atlanta claiming the Maxwell, Davey O'Brien and Walter Camp awards and landed in New York on Friday for weekend-long Heisman events. He returns to Baton Rouge on Monday for the team's own awards banquet and, of course, for the start of bowl practice.

For much of this storybook season, his family has been along for the ride. They're a tight-knit, football-crazed group. Jimmy Burrow, a former Nebraska defensive back under coach Tom Osborne, spent decades as a high school and college coach, ending a 14-year tenure as Ohio University's defensive coordinator this spring in order to watch his son's senior season. The baby of the household, Joey, they call him, is a much younger half-brother to Dan, 38, and Jamie, 40, a safety and linebacker, respectively, at Nebraska in the 1990s and early 2000s.

This crew of Midwesterners has been indoctrinated into the south Louisiana culture of football and fun. Before most LSU games, you'll find Joe's parents and brothers under a tent in the shadow of Tiger Stadium, a banner hanging nearby marking their location—"Burrow Gang," it reads—while they partake in gumbo and jambalaya, adult beverages too, of course. On Saturday night, they became members of another club, this one more exclusive. They will forever be a Heisman Trophy family. "It's something we never really talked about growing up," says Jimmy. "I think it was always in the back of Joe's mind, and here we are."

This year has taken this family from heartbreak to Heisman. Jamie has never spoken publicly about the loss of his twins. Up until about two months ago, he couldn't have done this, he says. In two separate interviews with Sports Illustrated, he opened up about the most trying time of his life, partly to shine a spotlight on an issue often cast in darkness, one that impacts millions every year. According to national estimates, roughly 15-20% of all pregnancies in the United States end in miscarriage. "That's one of the things I'd like to get out there," Jamie says.

For two years, the couple tried for another child. They wanted more children to join a family that included James IV, nicknamed J-V, and 9-year-old Charlie, Codie's son from a previous relationship. They learned of the twins almost exactly a year ago, a Godsend for the Burrow family that almost seemed unbelievable. The first 15 weeks of Codie's pregnancy went smoothly. In the middle of the 16th week, the amniotic sac surrounding the female burst—five months too early. "You hope and pray. There's not a lot of options," says Jamie.

"You wait around. She's on bed rest. You hope the sac heals itself and there's enough fluid in it. Next day, they did an ultrasound. I saw it, and it was... it was like an empty plastic bag encasing the fetus."

Instead of evasive surgery, the Burrows opted for a normal childbirth the next day. The grieving process then began. Jamie and Codie left town. "We hid ourselves away and fought through it," Jamie says. "We've got a good extended family. My dad dropped everything and came to town after we had found out about it." Joe Burrow, then in the middle of LSU's spring practice, learned of the tragic event. Five months later, the quarterback began a season that would help soothe his family's pain. Now, eight months since tragedy struck the Burrows, since darkness enveloped them, the family all gathered in New York City for its brightest moment. "This story is unique," says Jamie. "Two months ago, I wouldn't be able to have this discussion the way it is. Everybody has their challenges.

"The way I was raised, in the darkest moment, you find a silver lining," he continues. "We were like 'This is terrible. There's not much positive here.' One of the positives is that now we were able to watch all of Joe's games. We were just like, 'Let's just enjoy Joe's last season.' It's bought us time to heal."

Don't sleep on 'Slinger': Why Steve Ensminger deserves more credit for LSU's emergence — even if he doesn't want it

THE ATHLETIC
BY BRODY MILLER
December 12, 2019

BATON ROUGE, La. — Emily Dixon prepared Joe Brady for Steve Ensminger. She explained his personality, his demeanor, his quirks. She told him he only uses No. 2 pencils. He likes his offensive call sheet folded a specific way. He likes a lot of ice in his water.

But she also told Brady how much she loved Ensminger, how she'd do anything for him, how he's welcoming and a jokester and not at all what he seems to the outside eye. There's maybe nobody in LSU football closer to Ensminger than Dixon, now in her eighth season coordinating operations for the LSU offense. They're the two longest-tenured staffers on LSU's offense. She's seen him go from tight ends coach to interim offensive coordinator back to tight ends coach and now officially OC.

Then came Brady. The hotshot. The "boy wonder." The low-level New Orleans Saints assistant hired as LSU's passing game coordinator to help Ensminger take the Tigers offense into the modern ages. How would they get along? Could the 61-year-old vet coexist with the soon-to-be 30-year-old newcomer?

Then shortly before the season, Brady told Dixon, "He's awesome. You're right. I can see why you love him so much."

Soon, one couldn't walk by Ensminger's office without seeing Brady in there, the two going back and forth talking ball. Ensminger asked Brady questions. Brady asked Ensminger questions. They'd sit up together for hours planning the offense that would soon take over the nation.

Now it's Tuesday afternoon in Little Rock, Ark. Brady is about to be given the Broyles Award for best assistant coach in college football. He's considered the mastermind of the best offense in SEC history. LSU is 13-0, and a young prodigy that was just an "assistant to an assistant" a year earlier is now the hottest name in coaching.

As Brady gave his pre-award speech, he gave a shoutout to his offensive coordinator.

"I feel like I'm sharing the stage right now with Steve Ensminger," Brady said. "This should say Joe Brady/Steve Ensminger."

It was a kind gesture. A humble moment. If anything, it made Brady look even better.

But he meant it. Everyone around LSU backs it up. It's been the subtle, quiet conversation around LSU all season from those on staff. *Steve Ensminger doesn't get enough credit.* Brady might be the mastermind. Nobody denies he deserves recognition and the hoopla surrounding his name. He's the real deal, but people can't help but notice the public notion around Ensminger. They see him as the old man. The guy who just lets Brady run the show. The placeholder until Brady is the OC.

Meanwhile, Ensminger is still the LSU offensive coordinator. He's the primary play caller. One LSU staffer said, "He is in charge of our offense."

The greatest piece of Ensminger's legacy, though, no matter it's viewed, is that the former LSU quarterback known as "Slinger" had enough absence of ego to let Brady put his fingerprints on a program that was in desperate need of a jolt. To Ensminger, he just views it as success.

"His openness, his humility to be able to allow me to come in here, a young guy, and be able to share a vision with him and create an offense with him," Brady said. "It's something that I hope when I'm his age I'll be able to do the same. I've embraced his Slinger mentality, and I'm truly grateful for that."

Maybe some of it stems from Ensminger's path through the coaching world. Believe it or not, he was once the hotshot rising star. He was Georgia's offensive coordinator at 33. He broke Bulldogs records and developed a Heisman Trophy-candidate quarterback in Eric Zeier. Then he became R.C. Slocum's OC at Texas A&M from 1994-1996, where he got fired for — of all things — throwing the ball too much. Soon, he got fired by Clemson along with all of Tommy West's staff in 1998, coached some high school ball to provide, then coached at Auburn for six years. He became Auburn's interim OC before — you guessed it — the whole staff got fired. Two years later, he joined Les Miles' LSU staff as tight ends coach.

You know the rest. Ed Orgeron made him interim OC in 2016. He broke some records. He went back to tight ends coach in 2017. Then Orgeron make him full-time OC in 2018. LSU went 10-3 and won the Fiesta Bowl, but the offense was still middling in the ultra-competitive SEC. That's where Brady came in.

"That was not an issue," Dixon said. "It wasn't. He knew that somebody was going to come in on the offensive staff that was going to help us be better. That's his whole goal is to be better and win for LSU. … If that means bringing in a 29-year-old, then that means bringing in a 29-year-old."

Many college coaches can fall prey to ego or insecurity. Ensminger has been through every type of firing or failure a coach can experience. He's not at that point in his career anymore. Brady says it all the time. Ensminger just loves LSU. "All coaches are trying to win, but not all coaches are trying to win for their alma mater and the program and university that shaped them into who they are today," Dixon said.

The simple way to describe the dynamic sometimes is that Brady brought in the offense. Ensminger is in charge of it. Ensminger didn't completely know how to take LSU schematically into the future, but LSU has always loved his ability as a play caller. Together, he and Brady married their ideas and created the No. 1 offense in SEC history.

In an interview with the Baton Rouge Advocate from the Broyles Award ceremony, Brady described the in-game dynamic. "Steve's the offensive coordinator," he said. "Steve's the play caller. It's just my job up there to, if I have any ideas, for him to take them and run with it if he wants. If not, keep doing what he's doing and we've had a lot of success this year with Steve being a great play caller. There'll be times in games where he'll say, 'Hey look, you've got it.' Or, 'Hey, whatever you want to do here, you've got it.'"

Their relationship is something like the odd couple. They joke around with each other and have a fun, playfully competitive back and forth. Ensminger's son Steven Jr., a former Louisiana Tech and Auburn quarterback, said he watches the way they interact and exchange ideas and has never seen anything like it.

Part of that highlights the slight misconceptions about Ensminger. To the media, he can seem like the grumpy old coach who doesn't like talking to reporters, but he's one of the most-liked people on the LSU staff. He's also a sneakily good recruiter. Parents love him. One staffer called him "unapologetically himself."

"Coach Ensminger is really smart, and he's really, really good with people," Dixon said. "He can talk to anybody, anyone from anywhere. It's funny because you see him as the standoffish guy that doesn't want to talk to the media, but he is one of the most welcoming people."

Then again, he also plays into the "grumpy dad" persona with his players. There's the story of the time Ensminger took all of his tight ends out to dinner last year. At the end, he made clear: No dessert.

"Why not?" tight end Thaddeus Moss asked.

"You have no say so, Thaddeus," Ensminger quipped. "You're hurt."

Then Ensminger went to the bathroom. Moss immediately ordered brownie sundaes for everyone. When Ensminger returned, he, of course, cursed up a storm and asked who did it.

One of the more interesting relationships on the team is between Ensminger and quarterback Joe Burrow. Ensminger was a starting quarterback at LSU himself. For a while, Ensminger's four touchdown passes were an LSU single-game record.

The reasons and factors for Burrow's unprecedented breakout season are a story of their own, but while scheme and talent get so much attention, Burrow's father, Jimmy, actually thinks Ensminger doesn't get enough credit. After answering questions about several different aspects of Burrow's improvement, Jimmy made sure to counter. "We feel that Coach Ensminger has done a great job with Joe over the years, too."

"He can look at Joe, and Joe will look at him, and he'll say a few words and Joe already knows," Steven Jr. said. "Joe will say a few words, and Dad already knows. It's weird how they connect on a level that they trust each other that much."

Dixon has a great theory for the Burrow/Ensminger dynamic: "One of the reasons Joe Burrow gets along with him is, and I tell this to Joe all the time, is 'You are Steve Ensminger 40 years ago.'"

And as LSU's offense continues to set records, as its quarterback prepares to potentially win the Heisman Trophy, as Brady continues discussions with LSU on a well-paying new contract, there's an assumption shared on message boards and social media that Brady will replace Ensminger and Ensminger will either go back to being the tight ends coach or retire.

Steven Jr. just has to keep his mouth shut as he hears it. There's no knowing what will happen during the offseason, but there's also the idea the offense is thriving *because* Ensminger and Brady work so well together. Why change what's working?

Steven Jr. laughs when asked what his father would even do in retirement. He has no idea. He doesn't have many hobbies outside of football. He doesn't golf, but sometimes he likes to tag along with Steven Jr. as he plays while sipping on an adult beverage. Years ago, he once said something about buying a fishing camp down in Grand Isle whenever he retires. "That way, nobody can bother me."

But those close to Ensminger say he's never seemed more energized by the game. He's excited. He talks about recruits in a way he hadn't in years. He gets giddy talking about the 2020 and 2021 quarterbacks and how the offense can continue to build in the future. Retirement doesn't seem anywhere near his mind.

Dixon sees it. She's been with him for nearly the entire journey at LSU. She cried when she saw him after the Fiesta Bowl win. They finally pulled it off.

She thinks he's more energized, too, because the 61-year-old journeyman found his partner-in-crime. Brady can take the credit. Ensminger doesn't need it. LSU is winning.

"I think part of that is because Joe Brady is here," she said. "He does have somebody now he collaborates with and does stuff with, and I think that lets him enjoy it more.

"And I think he deserves to enjoy it, because this pretty special right now."

LSU defense peaking at right time for College Football Playoff

ESPN
BY ALEX SCARBOROUGH
December 10, 2019

ATLANTA -- LSU coach Ed Orgeron came off the sideline in Mercedes-Benz Stadium on Saturday, amid the purple and gold confetti and the raucous celebration of the program's first SEC championship since 2011, and searched for No. 24. Luckily for him, his freshman cornerback and star in the making wasn't difficult to spot. He was the one with the bright smile being swarmed by reporters.

Orgeron picked Derek Stingley Jr. out of the crowd and gave him a big hug. He said he wanted to let him know how proud of him he was and that all his work during the offseason had led to this.

If the rest of the country didn't know Stingley's name before, they surely did after his two interceptions in a 37-10 win over No. 4 Georgia. LSU's much maligned defense successfully turned a corner that night in Atlanta, and it was due in no small part to its 18-year-old phenom at cornerback.

"He's one of the finest corners I've ever been around," Orgeron said of Stingley.

Linebacker Patrick Queen called Stingley "the best cornerback in the country" regardless of age. Defensive lineman Rashard Lawrence took it a step further, putting on his draft analyst cap and declaring, "He could be a top-three or top-five pick right now."

This kid they call the technician, this up-and-comer they raved about all season has finally arrived. And not a moment too soon. Heading into the College Football Playoff Semifinal at the Chick-fil-A Peach Bowl, against an Oklahoma offense that has the second-most yards per game in the country, LSU found its anchor on defense.

"This game kind of proved a point because a lot of people, they didn't really respect us," Stingley said. "But we came out and played and showed everybody what we're made of."

That wasn't faux defiance, either. That sense of disrespect was pervasive in the LSU locker room after the Tigers beat Georgia.

All week the defense had heard about the Bulldogs' massive offensive line, how physical they were and how they'd be able to control the line of scrimmage. Defensive lineman Breiden Fehoko could recite the narrative: "You talk about a team that just kind of bullies people."

The expectation was that LSU would win and punch its ticket to the playoff -- but not in a way that would prove anything to people who doubted the Tigers were a complete football team.

That phrase -- "a complete football team" -- had been attached to Ohio State as a way of justifying its leapfrogging LSU to No. 1 in previous weeks. One could play defense, the rationale went, and the other couldn't.

Sure, the Tigers' revolution on offense under new coordinator Joe Brady and Heisman Trophy front-runner Joe Burrow was thrilling to watch, but it seemed like the program had lost part of its identity along the way. Its traditionally stout defense floundered against the likes of Texas, Vanderbilt, Florida and Alabama.

Then, against Ole Miss, it seemed almost broken beyond repair. Against a team that would fail to reach a bowl game and would fire its head coach, the LSU defense gave up 37 points and let freshman quarterback John Rhys Plumlee rush for 212 yards and four touchdowns.

With that caliber of defense, how far could this team go?

Safety JaCoby Stevens heard the talk from the media and even LSU's fans afterward, and he said it backed the defense into a corner. It made them uncomfortable. "It made us want to prove a point," he said.

Defensive coordinator Dave Aranda challenged his players, appealing to their pride, and they accepted.

"We gave up a lot of yardage, but we knew the kind of talent we had, the type of leadership," Fehoko said. "We just had to trust our scheme and technique."

To a man, whether it was Fehoko or Queen or Stevens, they all said the turnaround was simple. They just needed to stop pressing and do their jobs.

We saw it play out against Arkansas, when the defense allowed just two field goals through three quarters. Then, against Texas A&M, it gave up one touchdown all game.

Georgia didn't find the end zone until the fourth quarter. Its massive O-line couldn't protect quarterback Jake Fromm, nor could it help a running game that managed only 61 yards.

"You know what?" Lawrence said. "We had a lot of talk coming in all week about how they were going to run the ball on us. We heard it against A&M that this defense is not good. But you know what? We just kept working and let the chips fall where they may."

Queen admitted that the talk about the Tigers not being a "complete team" was annoying.

"As much as you want to block it out, you do pay attention to it a little bit," he said. "We knew people were doubting us, and we wanted to come out tonight and prove to everybody that we're a complete team. I believe in my defense, I believe in the offense, and we can take this thing all the way."

With Stingley elevating to superstar status and safety Grant Delpit finally healthy, the building blocks are in place. If you don't throw to Stingley's side of the field, then you have to throw to Kristian Fulton's, and that's like "picking your poison," Lawrence said.

"With Grant at full speed and everybody healthy, we're a dangerous team," he added.

The combination of Delpit and speedy outside linebacker K'Lavon Chaisson could be instrumental in slowing Oklahoma's run game, especially quarterback Jalen Hurts, who was 2-0 against LSU as a starter at Alabama before transferring this past offseason.

"Obviously, we've played against him before," Orgeron said of Hurts. "He's an outstanding player, and he actually beat us with his feet. He made big plays with his feet, and he threw the ball very well. I haven't watched him at all this year, but I have watched Coach [Lincoln] Riley's offense, especially that counter read. I've asked him about it. I think they're one of the best in the country in running what they do on offense. They're very difficult to stop."

Difficult but not impossible.

It's tough to look at LSU the past few weeks and say it's anything but a complete team now. In fact, it's a team peaking at the right moment.

"I think we turned a corner," Lawrence said. "We had some growing pains. It's tough playing great teams week in and week out and having a great defense. But the good thing about us: We're getting better as the season goes, and we have two more games to establish our dominance."

LSU's Joe Brady was once 'an assistant to an assistant'; now he's the Broyles Award winner

THE ADVOCATE
BY BROOKS KUBENA
December 10, 2019

LITTLE ROCK, Ark. — The top assistant coach in college football stepped off the ballroom stage, closed his eyes and shook his head with a whispered laugh.

That's the title Joe Brady had earned just moments before — college football's top assistant coach — when the LSU passing game coordinator's name was read from an envelope as the winner of the Frank Broyles Award.

No assistant coach had ever won the award in his first season with a team.

Heck, each of the previous 23 winners were all coordinators. They'd all been fully responsible directors for either the offensive or defensive side of the ball.

So why wouldn't Brady shake his head?

In his eyes, he was just the 30-year-old wide receiver coach, the guy who only a year ago was "an assistant to an assistant with the New Orleans Saints," the man in the shadows who'd really only been a graduate assistant at the college level.

Now he was the owner of the most prestigious award given to college assistants, one of the masterminds behind a record-breaking LSU offense that vaulted the No. 1 Tigers to an SEC championship and the program's first berth in the College Football Playoff.

"Honestly," Brady told a group of reporters near the stage, "it's tough to put into words."

He'd crafted his Broyles Award speech carefully, telling the hundreds of people slicing their pork tenderloins inside the Little Rock Marriott Tuesday afternoon that "God had a plan for me this year that was bigger than my dreams."

Remember how this all started?

Back in the summer of 2018, Brady tagged along with Saints offensive coordinator Pete Carmichael to do a presentation in front of the LSU coaching staff.

Brady "took over" the meeting at one point, LSU coach Ed Orgeron said, impressing the entire Tigers staff with his command of scheme.

So, when former passing game coordinator Jerry Sullivan retired in January, Orgeron had his replacement in mind, and after a few formalities, the unknown assistant from New Orleans was introduced as the guy who was going to bring LSU's offense into the modern era with West Coast and run-pass option schemes.

And in just one season's time, the Tigers have put up final scores and statistics that once never seemed possible in Baton Rouge:

LSU ranks third nationally, scoring 47.8 points per game — more than two touchdowns more than what the Tigers averaged in 2018 (32.4).
The Tigers are first nationally in total offense (554.3 yards per game) and third in yards per play (7.79).
Quarterback Joe Burrow is a front-runner to win the program's first Heisman Trophy since Billy Cannon in 1959, running back Clyde Edwards-Helaire is up for the Hornung Award and wide receiver Ja'Marr Chase could win the Biletnikoff Award.
So, it seems fitting that the voice-over at the Broyles Award announced Brady as the "boy wonder."

"If he was a stock, he'd be like Tesla," Hall of Fame offensive guard and ESPN analyst Mark May said, introducing Brady at the ceremony. "You'd go out and buy it today."

Brady's stock has soared, and LSU will likely have to reinvest at a higher price than its initial contract with the "boy wonder."

The athletic department is already in negotiations with Brady, who signed a three-year deal in February that paid him an average of $435,000 per year — a deal that made him the seventh-highest-paid assistant on Orgeron's 10-member staff.

Orgeron has said LSU is a "step ahead" of other programs trying to lure Brady away from Louisiana, and Brady said after LSU's 37-10 victory over Georgia in the SEC title he "absolutely" sees his future being in Baton Rouge.

Brady told The Advocate in a sitdown interview Tuesday morning "nothing's been done in my eyes," regarding a new contract.

"I don't know what the future holds," Brady said. "I think it's, I'd love to be at LSU, and when I say, 'Absolutely,' it's because I absolutely love being there. I don't think of another job. I never have no matter what."

Part of the love, Brady said, is working in tandem with offensive coordinator Steve Ensminger — a 61-year-old former LSU quarterback who said he encouraged Orgeron to bring someone in to improve the offense's transition to the spread after the Tigers went 10-3 in 2018.

Ensminger is the coach who is constantly forgotten and undervalued, Brady said, a humble coordinator who should be receiving just as much credit.

"This should just say, 'Steve Ensminger,'" Brady said, standing close to the Broyles Trophy. "But if it says, 'Joe Brady,' it says, 'Joe Brady/Steve Ensminger,' next to it."

The friendship that stretches across generations was clear.

Ensminger, who had only posted on Twitter eight times since 2016, tweeted toward Brady on Tuesday: "Congratulations. You earned this."

Both sit in the coaches booth on game day, and from the very beginning of the 2019 season, there was a root question in the offensive coaches' working relationship: Just who exactly calls the plays?

Brady said it's more nuanced than that, a fluid relationship, changing game-to-game, that still gives Ensminger the ultimate responsibility.

"Steve's the play-caller," Brady said. "It's just my job up there to, if I have any ideas, for him to take them and run with it if he wants. If not, keep doing what he's doing, and we've had a lot of success this year with Steve being a great play-caller."

There will be times, Brady said, when Ensminger will say during a game, "Hey look, you've got it," or, "Hey, whatever you want to do here, you've got it," and Brady is always prepared with a play to call.

Brady said he spends Wednesday nights studying every touchdown that was scored in the NFL the previous weekend — a routine that produced the in-game moment he was most proud of this season.

LSU led Alabama 26-13 when the Tigers had the ball at the Crimson Tide 13 with 11 seconds left in the first half. Burrow threw a touchdown to Edwards-Helaire near the pylon, which provided the winning points in a historic 46-41 victory in Tuscaloosa.

That's the fulfilling part, Brady said, to see what was working for the Oakland Raiders and the Houston Texans "to come full circle" and have his players "execute it just like they're seeing some of their favorite players do."

Brady said if you watch Justin Jefferson's touchdown reception in the third quarter of the SEC championship game, you'll see that Saints receiver Mike Thomas scored the exact same touchdown against the Tampa Bay Buccaneers.

Brady's only just beginning to reflect on what's been a whirlwind of a year.

It's only been six years since he began his coaching career as a linebackers coach at William & Mary, his two-year stop before leaving to be a graduate assistant under former Penn State offensive coordinator Joe Moorhead, who taught Brady the RPO scheme.

It's enough to make the walk down from the ballroom stage overwhelming.

Enough to make someone close their eyes and shake their head.

"I'm just so grateful, so thankful to just be a part of this Broyles family," Brady said, "and I can't wait to just think about this experience and how much it's going to impact my future."

Derek Stingley Shines on Brightest Stage Yet

LSUSPORTS.NET
BY HARRISON VALENTINE
December 8, 2019

It was just a reminder, but it was an important one. Important enough for Joe Burrow to interrupt LSU's postgame SEC Championship press conference to issue it. "In case anyone forgets. Derek's a true freshman." Burrow said, nodding to freshman cornerback Derek Stingley. "I forget that a lot."

He's not alone. In Saturday's commanding 37-10 SEC Championship win against Georgia, Stingley looked like a pro, not a novice, totaling two interceptions, five tackles and a pass breakup. Not for the first time this season, Stingley showcased why he's one of the premier defensive backs in college football at age 18.

Even with his SEC-leading six interceptions, Stingley still gets targeted frequently because he's a freshman. Time and time again, those who throw toward his direction learn the hard way. Against Georgia, Stingley was targeted 16 times, allowing just 5 catches with a 24.2 NFL rating.

"This game proved a point," Stingley said. "A lot of people didn't really respect us [as a defense]. We came out and showed everybody what we were made of."
Unlike many consensus five-star prospects out of high school, Burrow says, Stingley didn't step on campus with an attitude. It was the exact opposite. Much like when Burrow first arrived, Stingley took a business-like approach and didn't say much his first three months, leading solely by his actions.

"He's as humble of the guy I've seen." Burrow said postgame. "In practice, I would go out of my way to throw at Derek to see if he was as good as everyone said he was."

Burrow quickly got his answer – he was that and more.
Stingley's two interceptions tied an SEC Championship game record, but the freshman didn't want to talk about himself after the game.

"For one, the only reason that I'm in this position is because of everybody else on the defense," he said. "We all work together, we make sure everyone's on the same page. As long as that happens, then everybody looks good together."

Stingley's proven he's a generational talent, but it's a talent he's worked extremely hard to mold behind the scenes. If you were to walk inside LSU's indoor facility over the summer on Saturday and Sunday nights, you'd find Derek Singley and his father, Derek Stingley Sr., working tirelessly to prepare for moments like Saturday.

"He came ready to go when we got him," head coach Ed Orgeron said. "His daddy did a great job coaching him. He's one of the finest corners I've been around."
Even as a freshman, Stingley doesn't look or act like it. He's a rare breed. Very few freshmen – at any school – assume starting roles from game No. 1, nonetheless flourish. Enrolling early last January, the coaches thought Stingley was the best corner on the field during bowl practices, and he wasn't even eligible to play in games yet.

"He's mature beyond his age," said safety Grant Delpit. "He's the best freshman corner I've ever seen. It's crazy the plays he can make. They were throwing at him a lot this game. They were trying to test him. I don't know why."

It may seem like Stingley is a master of his craft, but quite frankly, he's still a player learning with each game. In the SEC, each Saturday is a learning experience, and a chance for Stingley to turn more heads and prove more doubters wrong.

"Every game that's played teaches me something new," Stingley said. "After watching film, I change up technique or change up my eyes. Every game has taught me something."

Entering as the highest-rated recruit for his class, it hasn't hurt to have the nation's most accurate passer testing him at practice every day. For Stingley, lining up against Burrow has made him better. Iron sharpens iron.

"Joe has taught me a lot about having to go play-by-play," Stingley said. "In high school I was able to always make the play. When I came, with his pin-point accuracy, there were times I couldn't do anything about it."

As the team walked off the field with confetti falling from the rafters, Stingley shared a hug with Orgeron, who smiled from ear-to-ear.
Why wouldn't he? He's got the best cornerback in America for two more years.

He's now calling plays for the best offense in the country and preparing a game plan that netted 559 yards, 29 first downs, and 7.1 yards per play against the No. 2 team in the country.

On both sides of the ball on LSU's roster, on both sides of the hall in the coaches' offices, you'll find a collection of elite, once-overlooked talent that is enjoying the hell out of proving its old doubters wrong.

"We have a lot of guys on this roster who were overlooked," Burrow says. "Clyde being 5-8, not everybody wanted him. Justin Jefferson being a two-star recruit. Thad Moss, transfer. Me, transfer. I think guys like that are mentally tough."
"It shows that people in the media and recruiting rankings, it doesn't really matter," Cushenberry says. "When you step on campus, all the stars are gone, all the opinions are gone. You just have to work. It just goes to show the character we have on this team."

Characters with character, underdogs with something to prove.
Makes for one hell of a story.
Now, Orgeron says, it's time to move on to the next chapter.
"We're going to continue to rise," Orgeron said. "We're going to continue to make progress in this program to bring a championship back to Louisiana."

How LSU linebacker Jacob Phillips found his voice within the defense: 'You've got to scream'

THE ADVOCATE
BY WILSON ALEXANDER
December 5, 2019

Jacob Phillips felt a twinge of disappointment after LSU completed its undefeated regular season.

The Tigers had beaten Texas A&M 50-7, played their most complete game of the year and taken revenge against the Aggies. But the junior linebacker produced his lowest statistical output since becoming a starter.

Phillips made one tackle against Texas A&M, leaving him at 95 as the Tigers prepare for the Southeastern Conference Championship Game against No. 4 Georgia at 3 p.m. Saturday. Phillips wanted to reach 100 tackles.

Though Phillips' most recent game fell short of his personal goal, he has been a reliable inside linebacker this season. Helping fill the void left by All-American and Butkus Award winner Devin White, Phillips ranks fifth in the conference in tackles.

Georgia coach Kirby Smart thought the linebackers were the most improved group on LSU's defense this season, and Phillips has become one of the Tigers' most important players — not only for his talent, but for his experience and knowledge of the playbook.

"Jacob is one of the hardest working guys here," junior safety JaCoby Stevens said. "He works on the details. He works on the little things. I think that's what's separating him from all the other people."

Phillips started alongside White last season, but White's presence dwarfed a productive sophomore year by Phillips. Despite missing one game and playing half the season with a torn labrum, Phillips recorded 83 tackles. He also didn't speak much.

White barked out defensive calls, positioning his teammates on the field. Phillips worked in relative silence. White was the leader of the team, and Phillips' role didn't require using his voice.

"We couldn't get Jacob to even make a call," senior defensive lineman Rashard Lawrence said. "Devin was always like, 'Jacob, you've got to speak up. You've got to scream.' "

When White departed for the NFL after his junior season, he left his role as the voice of LSU's defense behind him. The Tigers moved Michael Divinity to inside linebacker, expecting the senior to replace White's vocal leadership. But Divinity has missed most of LSU's games and left the team for two weeks. He has supported his teammates from the sideline during games.

After sitting out spring practice while he recovered from surgery on his labrum, Phillips entered the season as LSU's most experienced inside linebacker. He improved his tackling, deepened his understanding of the defense and learned how to position his teammates. He wanted to become a leader.

"He approached it head-on," said Phillips' mother, Tami. "He was very excited about being a leader on the team and taking the baton from Devin and continuing the goal toward a national championship. That's always been the goal."

Throughout the season, Phillips' teammates have noticed his improved ability to make defensive calls. He and inside linebacker Patrick Queen have become two of the most vocal players on the defense, Lawrence said, and though Phillips' teammates imitate him in almost a restrained whisper, his style has worked.

"He has a funny voice," Lawrence said. "It's kind of high-pitched. But he gets (the plays) to us, and he does a great job of doing it."

Phillips said he feels more confident now than ever before in his career. He has adjusted his pre-snap stance, placing his feet closer together so he can change quickly direction, but he still attacks the line of scrimmage, which removes double-teams from LSU's defensive linemen. He has also relayed calls, putting his teammates in their proper positions.

Now approaching the SEC Championship for the first time in his career, Phillips and the rest of LSU's defense faces an offense predicated on running the football.

The Bulldogs, led by junior running back D'Andre Swift, average 200 yards rushing per game. They will try to control the line of scrimmage with their massive offensive line, and in response, Phillips will need to have his defense in the right place. He feels comfortable doing it.

"He's the type of guy who does his talking with his play and how he hits people," senior defensive lineman Breiden Fehoko said. "But that was the old Jacob. The new Jacob knows he can't just line up and try to hit people.

"He's right behind us. He has to get us lined up. He has to echo calls and try to get us in better positions to make plays on the field. That's what he's done for us this year."

LSU's Ja'Marr Chase is chasing greatness; 'I don't think there's another receiver in college football that's better'

THE ADVOCATE
BY BROOKS KUBENA
December 5, 2019

The father and son parked in the lot near the highway, where the smell of butter and spice floated from the restaurant to greet them.

It was another Wednesday night dinner for Jimmy and Ja'Marr Chase, a weekly tradition Jimmy keeps in an effort to maintain some normalcy for his son, who is starting to feel the weight of celebrity.

Jimmy reasoned the constant attention that pulls on a star LSU football player could be abated by a hot meal, a cold beverage, a familiar face across the table talking about old times.

So he began the ritual of driving in from New Orleans, picking up Ja'Marr from football practice and attempting to find a getaway dinner and relax.

Instead, they've learned to never go to the same place twice.

They tried once, at a wings bar, but when they sat down the second time, three people immediately approached for autographs and selfies.

On this night, the waitstaff led them all the way to the back of the restaurant, and even there, people gaped and stared from neighboring tables.

"Ja'Marr," Jimmy asked. "You get this all the time?"

"Dad, it's really bad," Ja'Marr said. "It's really bad."

Chase's face is probably one of the most familiar on LSU's football team. And why not? When LSU quarterback Joe Burrow is shown throwing a touchdown pass on TV, it's usually Chase who's catching it.

No receiver in the nation has scored more often than Chase, whose 17 touchdown receptions this season have already set LSU's single-season record.

And if the 6-foot-1, 200-pound sophomore catches three more touchdowns by the end of the year, he'll be just the 13th player in NCAA history to record 20 touchdowns in one season.

Chase's last five games — 35 catches, 831 yards and seven touchdowns — are the envy of an entire season, a streak of 100-yard performances that includes wins over then-No. 9 Auburn and then-No. 2 Alabama.

It's part of an impressive résumé that's made Chase one of three finalists for the Biletnikoff Award for nation's top receiver, an award that has only been won at LSU once before by Josh Reed in 2001.

Reed set the Southeastern Conference record that season for most yards in a season (1,740), another record within reach of Chase (1,457), who leads the nation with 132.5 yards receiving per game.

In a program where receivers are constantly compared to former greats like Reed or Odell Beckham Jr. or Jarvis Landry, Chase is building a foundation where future Tigers receivers will be compared to him.

And fame follows.

Oh yes, Baton Rouge billboards might flicker images of LSU's Heisman front-runner, Burrow, but there's a wide receiver who's also trying to shake off the crowds like a beaten defensive back.

Burrow, a graduate transfer from Ohio State, at least gets to withdraw to his apartment, enjoying the solitude that comes with taking online classes. Chase has to face the gauntlet of a daily campus commute.

Chase is the Louisiana native, the former Rummel High Raider who floods local air time in hometown New Orleans. Jimmy can't go anywhere without people asking for a No. 1 LSU jersey, the number his son wears. All conversation is completely dominated by the buzz of Ja'Marr's success.

"I get so tired of talking about that at my job, you just don't understand," Chase's mother, Toeleah laughed. "I just go to New Orleans and try to stay away from everybody."

Toeleah is quiet and reserved, qualities that became a large part of Ja'Marr's personality. That's why she was so surprised to see her son dancing in the end zone after touchdowns this season, often celebrating in dance-offs with fellow receiver Justin Jefferson.

Jimmy said they'd never seen Ja'Marr dance before. Not at family functions. Weddings. Nothing. Not even at his own high school graduation party.

"I laugh when I see the videos," Toeleah said. "So, I'm just happy he's happy. You know what I mean? And I always told him, 'Enjoy it while you can, baby.'"

A strong recipe

Stadium lights are the spotlights that suit Ja'Marr Chase.

Sure, there'll be plenty of attention on Burrow in the SEC Championship Game on Saturday in Atlanta; but to stop LSU's record-breaking quarterback, No. 4 Georgia will have to answer a fundamental question: just who is going to cover the record-breaking receiver?

"You want me to tell you the game plan?" Georgia safety J.R. Reed said. "I can't give you the recipe."

Whatever the recipe is, it'll have to be strong.

Ja'Marr's father, Jimmy, was a defensive back at Alcorn State, and his older brother, Jimmy Jr., was an offensive and defensive lineman at Southern Methodist — a diverse gene pool that helps explains Ja'Marr's extreme strength at his size.

Perhaps you've heard of Chase's explosive leg strength, how he dunked regularly on Rummel High's varsity basketball team, and as a junior, placed first in the state track meet's long jump without having competed in the event before.

Chase's knack for one-handed catches and acrobatic, mid-air catches forced former Rummel head coach Jay Roth to attend a coaching clinic run by Hal Mumme, who invented the Air Raid in the late 1980s. Roth revamped Rummel's run-heavy playbook, and Chase became the school's first 1,000-yard receiver in school history.

There was uncanny strength through injuries, too. Chase caught three touchdowns in the first round of the 2017 LHSAA playoffs, and on the third, he landed flatfooted on his right leg and suffered a hyperextension that didn't require surgery. It could have, perhaps should have, Roth said, been worse.

The strength helps Chase power through aggressive defensive backs that try and jam him off the snap. He's able to bat his way through handsy corners that try and tie him up while he's running down the field.

It's that separation that allows him to be so wide open.

"I think it's pretty much my strength," Chase said. "I try to slip through people on the (game film). They had me holding the ball in one hand, me trying to get my other arm through. That's me trying to be slimey."

Chase paused and laughed at his word choice.

"Slimey," he said. "What the heck."

Slimey might be the best word.

Chase said that when he played park ball as a kid, his father used to put baby oil on his arms to make him more slippery.

"I don't think it's cheating," he said. "It's lotion. I'm putting lotion on before a game."

There's no such lotion routine at LSU, Chase said. Burrow will be too mad that he got the ball wet.

Chase rubbed Vaseline on his skin at the Ole Miss game for warmth and his quarterback still got irritated.

"It was cold outside," Chase said. "I was trying to close my pores, and I got some of that on the ball and Joe made me wipe my arm off during the game."

Chase has still been plenty slippery in 2019: he leaped over a defender for a 41-yard catch in the 45-38 win at Texas; broke tackles and fought for sideline space in a four-touchdown game against Vanderbilt; swept past a cornerback, mid-air for the first touchdown in a historic, 46-41 victory over Alabama.

Even his run-blocking ends up in highlights. In LSU's 58-37 win at Ole Miss, Chase powered past a linebacker and locked up a defensive back that freed up a 49-yard touchdown run for Clyde Edwards-Helaire.

Chase skipped and threw his hands up, following Edwards-Helaire the entire way.

"He's so strong with his hands," LSU coach Ed Orgeron said. "He's very, very competitive. One-on-one? He loves to win the one-on-one matchup. He's physical. He works hard. He catches everything."

It's the kind of talent Orgeron couldn't miss out on. He loaded the entire coaching staff into a limousine bus to visit Chase's home less than a week before signing day to keep the former four-star receiver from leaving the state for Auburn.

There were flashes of Chase's talent in 2018, when the receiver made his Tiger Stadium debut by doing a front flip into the end zone against Southeastern Louisiana for his first career touchdown.

But Chase's full potential was unleashed in the revamped spread offense created by offensive coordinator Steve Ensminger and first-year passing game coordinator Joe Brady.

Chase's father saw the results in the spring, when his son battled against freshman cornerback Derek Stingley, a friendly nemesis who matched up with Chase in 7-on-7 camps while at The Dunham School.

Stingley, the nation's No. 1 overall recruit according to Rivals, had already gained a reputation as a shutdown corner, and Chase's progression started in the showdowns that happened behind closed doors.

"One would get beat on one play," Jimmy said, "and the other would come back and beat the other on the next play."

Everyone wanted to see Chase and Stingley face off in a fade route in the end zone, a route that meant both players were going to have to jump and fight for the ball.

The moment finally came during a spring scrimmage.

"Guess who came down with the ball?" Jimmy said. "Well, there's probably going to be an argument..."

Chase and Stingley both clung to the football on the turf.

The officials signaled touchdown.

Jimmy, sitting near Stingley's father, Derek Sr., shouted: "Tie goes to the receiver!"

"There were a lot of coaches that said, 'Well I'm not going to say it was a defensive interception, although I thought it was,'" Derek Sr. said. "So it was a lot of that wink-wink going on."

Jimmy said Chase took quickly to Brady, the coach responsible for introducing West Coast schemes that allowed Chase, Jefferson and sophomore Terrace Marshall to all be on the field at the same time.

When Jimmy first met Brady, the 30-year-old coach told him he had done his best not to gain any information about the receiving corps he was about to assist. He wanted to see the talent with his own eyes and make his own evaluations.

And when he first met the LSU receivers?

"He just challenged them to be more professional, to be more consistent," Jimmy said. "He's challenged them to be more focused for whatever comes down the pipe."

'That was a sign'

The father and son sat a table in the summer.

A stack of yellow post-it notes lay on the table, and Ja'Marr picked up a pen.

Jimmy had his son come up with a list of short-term and long-term goals for the 2019 season.

"I told him he needed to have a plan of action," Jimmy said. "Can't just go out there and do things. You have to have a plan, you know? That's why we talk about goals: trying to achieve something."

Ja'Marr stuck each post-it note to the mirror in his dorm bedroom, where he could look at them each morning.

A few Jimmy recalled:

Catch 50 passes
Gain 1,000 yards
Win the Biletnikoff Award

His mother, Toeleah, remembers seeing those notes when she visited Ja'Marr before the season. She read them while he was in the room but said nothing. She smiled to herself.

"I thought that was awesome," she said. "That was a sign."

Jimmy said Ja'Marr has reached all the personal goals on the mirror, save for some postseason notes that may come after a potential national championship season is complete.

But the overall legacy is already taking form for a true sophomore who still must play another full season before he's eligible for professional football.

On the morning following a recent game, Derek Stingley Sr. stopped Jimmy in the hotel hallway.

"Jimmy, I don't think there's another receiver in college football that's better than Ja'Marr," Derek Sr. said. "I don't think that there's one out there right now."

In His Tiger Stadium Finale, Joe Burrow Has the Final Word

LSUSPORTS.NET
BY CODY WORSHAM
December 1, 2019

Joe Burrow didn't say a word.
Even if he were the loquacious type – he's not – there wouldn't have been much point. For one, no one would have heard him. As he ran out of the tunnel for the final time as a Tiger, the last senior of 14 honored Saturday night before LSU demolished Texas A&M 50-7 to finish the 2019 regular season a perfect 12-0, 102,000 voices sounded like 102 million. So loud did they greet their sure-to-be, soon-to-be Heisman winner that anything he uttered would've simply drowned in their deafening roar.

Even when Burrow got to his parents, through the high-fives of so many on-field fans and the shuttering of so many on-field cameras, he was speechless. He embraced his mother, Robin, then handed her the yellow rose in his left hand. He embraced his father, Jimmy, then handed him the football in his right.

At no point did Burrow utter a syllable. Maybe he was too choked up, overwhelmed by the emotion of the moment. Maybe he was too focused, intent on dishing out revenge on A&M after last year's seven-overtime defeat in college station.

Or maybe, as he blew into his hands, after hugging every family member present, he had already said what he wanted to, and no one had seen it yet. Maybe he'd realized earlier in the week there was only one way to say everything he wanted to say, but had no idea how. Maybe he had snuck a message to the equipment staff, and they delivered in the form of the name etched on the back of his jersey, which he now turned to show the crowd, his thumbs pointing back over his shoulders, his mouth, like his crunch-time pulse, a flat, closed line.
Eight letters above No. 9: "Burreaux."
The 102 million heard the message loud and clear, and they roared back.
I'm one of you, his implied declaration spoke.
You're one of us, their collective response echoed.

"I thought it would just be just be an awesome tribute to the state, and to the university," Burrow said of the Francophonic antonym affixed to his surname after the game. "I think it was great."

Burrow's long preferred walking the walk to talking the talk. On Saturday, his pre-game jersey – he changed back into his traditional "Burrow" kit before kickoff – spoke deafening volumes, but that was far from the only statement he made.
His play, as usual, screamed a clear and concise message: "I'm the best quarterback in the country." He finished 23-of-32 for 352 yards and three touchdowns before bowing out, literally, in the fourth quarter, to yet another ovation, LSU ahead 41-7 and his legacy as arguably the best quarterback in school history cemented.

"I thought I was getting another whole series," Burrow laughed after the game. "They told me I was going in for the whole series. I was getting ready to get the other play, and Coach O pointed at me and said, 'You're off.' I kind of knew that that was kind of my moment to soak it all in, try to embrace the fans the best I could, and all my teammates kind of mobbed me on the sideline, so that was a special moment for me."

His performance communicated in yet broader terms, still. To those with votes watching on TV from across the country, Burrow looked every bit the part of a Heisman winner, playing in front of 1981 Heisman winner Marcus Allen, who spoke to the team Friday before the game and surely approved of the quarterback in purple and gold.

He looked every bit the part of the SEC's best-ever quarterback, too, setting a new single-season mark for yards (4,336 and counting) and tying the touchdown tally (44 and counting). It's an offense so good, so dominant that even its chief visionary, head coach Ed Orgeron, didn't see *this* coming.

"The efficiency of our offense – I thought it'd be efficient, but not just as explosive and break all these records," Orgeron said. "We never thought about records."

Burrow had yet still more to express after the game, when he ran to LSU's student section after his on-field postgame interviews with the broadcast crews. The students greeted him with chants of "Joe for Heisman." He returned their love by blowing two-handed kisses and shaking two grateful hands at them all.

"Obviously I don't go to class, because I take online classes," Burrow laughed after the game, "so I don't get to see any of those people. I just wanted to see them for the first time and just thank them."

Two days after Thanksgiving, gratitude overflowed like gravy on Tiger Stadium's chewed up postgame turf. The more directed Burrow's way, the more he returned the favor. On the field, in the stands, there was simply reflection. Crowd looked at quarterback, and quarterback looked at crowd.

Both saw the thing they loved more than they knew possible. Both saw the thing that restored their hope. Both saw the thing that saved them.
"Louisiana's a special place, man," Orgeron said. "LSU is special place. When you play for the Tigers, you're a Tiger."

"Joe's meant a lot to Louisiana," Orgeron added. "Louisiana is very proud of LSU football. People in Louisiana have heart, man. When they love you, they love you. And they love Joe, and Joe loves them."

It's a love that's hard to put in words. But Burrow can do that, too, if he has too. Never mistake his lack of loquaciousness with a lack of eloquence: the Heisman-caliber quarterback can produce Pulitzer-caliber poetry, if the moment calls for it.

He doesn't say much, but he makes 'em count.
"Death Valley," he wrote on Twitter after the game. "Where opponents' dreams come to die…but where mine came true."
You can't say it much better than that.

Balancing jokes and focus, senior Adrian Magee has become one of LSU's 'best players'

THE ADVOCATE
BY WILSON ALEXANDER
November 28, 2019

Adrian Magee ran across LSU's practice fields last week in a gold, non-contact jersey. He had some minor injuries, coach Ed Orgeron said, but with LSU thin along the offensive line and Magee now a starter in his final season, he continued to practice. Orgeron called it a sign of maturity.

That word, maturity, has defined the arc of Magee's collegiate career. He arrived at LSU as a jokester who sometimes fell asleep in meetings. He spent two years on the practice squad. He began to transform once he competed for playing time, and as Magee approaches his final home game on Saturday, he has become a vital player, the starting left guard on a team aiming for championships.

"I used to get really frustrated with Adrian, because I felt like he didn't take a lot of things seriously," quarterback Joe Burrow said. "This year, you've seen a lot of growth with him as far as maturity and understanding the offense. He's become one of our best players."

His first two years at LSU, Magee's role existed for the sake of improving his teammates. He impersonated opponents on the scout team. Without playing in games, he struggled to focus and, at times, seemed like he didn't want to practice. He snoozed. Orgeron, his scout-team coach, told him to stop going through the motions.

Issues crept off the field. After his redshirt freshman season in April 2017, police arrested Magee after he was accused of breaking into an apartment and stealing an XBox, six video games, Gucci flip-flops, a bluetooth speaker and $1,200 in cash. Magee returned some of the items and confessed to the burglary, according to a police report. The charges were later dropped. The incident occurred hours after an indefinite suspension for violating team rules.

Magee slowly regained the trust of his coaches. He earned his first start against Auburn that fall and left his redshirt sophomore season as a versatile piece of the rotation.

All the while, Magee joked and pulled pranks. He walked out of the shower with one towel wrapped around his chest and another around his dreadlocks. He created an Instagram account for his bulldog, Taz. He reached for teammate Garrett Brumfield's food at the Fiesta Bowl.

"No," Brumfield said, pulling away his cheese-covered eggs. "You're too fat."

"I'm lactose intolerant anyway," Magee said.

Most of the antics, Magee said, are not suitable for print.

"Some other ones, I'm not going to mention," Magee said. "It's not PG-13."

As he learned to balance his jokes with focus, Magee started the season opener at right tackle last year against Miami. Then, he injured his knee in the first quarter and missed a month. He started four games at three positions, never fully regaining his spot.

When preseason practice began this summer, Magee and sophomore Chasen Hines jostled for playing time at left guard. Hines, who underwent knee surgery and missed spring practice, kept pace. Magee got lackadaisical at times during the competition, and when he cracked too many jokes, center Lloyd Cushenberry told him, "Chill."

"I have to stay focused more," Magee said in August. "I don't want anybody saying, 'He's just joking around out here; he's not taking it seriously.' "

Orgeron didn't announce a starter until the week of the first game, then Magee and Hines split time during the season opener. Magee hoped to leave the first game healthy. He did, and he has started every game since, playing left tackle and left guard as junior Saahdiq Charles has rotated in and out of the lineup.

After three straight starts for Magee, as LSU traveled to play Vanderbilt in September, the team reinstated suspended guard Ed Ingram, who had started his freshman season.

The next day, Magee played one of his best games, completing a double pancake block that went viral. Magee had missed the block throughout practice, but in the game, he recognized the defensive front. He flattened one defender and stood over the body. Then he hit another as Burrow scrambled.

"When I hit him, I clicked out and turned into Terminator," Magee said. "I was talking s*** in my head. Then I see the other guy and I was like, 'Oh, crap. Now, I got to go get him.' It was fun. I enjoyed every minute of it."

Orgeron predicted Ingram to take over as LSU's left guard, but Magee held onto his position. The competition made him work harder. Not as strong as Ingram, he used refined technique and leverage.

"He's still Adrian off the field," Cushenberry said, "but when he gets on the field, it's time to work."

As Charles sat the past two games, Magee slid to left tackle and Ingram played left guard. Charles returned to the lineup this week, and Orgeron asked offensive line coach James Cregg who he wanted at left guard against Texas A&M: Ingram or Magee.

Cregg picked Magee.

"He's completely different from even the spring and last year," Cushenberry said. "He knew he had to step up big this year. It's his last opportunity, and he's done that. I couldn't be more happy for him."

Magee still cracks jokes, but he has found a balance between playing loose and focused. He makes fun of freshman Anthony Bradford's weight, even though Magee struggled with his own. Sometimes, he calls opponents "sad" and asks teammates who will block "sada**." He times the comments better than he did early in his career. He plays best when he's having fun, he said, because that's when the game means something to him.

Orgeron feels proud of Magee. So does Burrow. No one doubts his dedication. Magee has learned what it takes to play major college football and become a man, and as LSU begins the postseason next week, he will be an integral part of the offensive line, something he could not have imagined at the beginning of his career.

"I've done so much," Magee said, "but there's so much more I can do."

Joe Burrow's Remarkable Rise Has Been Beyond Even His Wildest Dreams

SPORTS ILLUSTRATED
BY ROSS DELLENGER
November 26, 2019

When he was a boy, he imagined a different storybook fairy tale.

Joe Burrow dreamed of suiting up for the college football team he had rooted for all his life, where his father and two older brothers had played. He grew up in The Plains, Ohio. became a star quarterback in high school and led his team to a state championship game appearance. In his dreams he would go on to lift the once-proud program that he revered—Nebraska—back to prominence. Maybe, when his imagination got carried away, even to a national championship.

But Burrow's dream was not meant to be. The Cornhuskers wouldn't even give him a look. "They were questioning his arm strength and whatever," says Joe's brother Dan, a Huskers safety in the early 2000s. "All Joe ever wanted to do was play for Nebraska. It really, really hurt me."

Burrow went to Ohio State instead, where he sat on the bench for three seasons. When he decided to transfer as a redshirt junior, Nebraska, mired in a dismal stretch, could have landed him again. The Cornhuskers passed. When asked about Burrow at the time, Nebraska coach Scott Frost said, "You think he's better than what we got?"

And so, the fairy tale would forever remain unrealized. Instead, reality would exceed Burrow's greatest fantasy.

On a warm November Saturday in Tuscaloosa, Ala., LSU starting quarterback Joe Burrow sat on his nose tackle's burly right shoulder. His arms stretched toward the heavens as he stared into a sea of cameras and stuck out his tongue. Just moments after the Tigers' 46–41 win over Alabama, here was the new face of the game: the cartoon-loving, tongue-wagging quarterback who, after being unwanted in Lincoln then unused in Columbus, was now a legend in Baton Rouge.

"It's been the greatest story in college football," says Kirk Herbstreit, a longtime ESPN analyst and former Ohio State quarterback who has known Burrow since his teenage years. Consider: The Nebraska legacy snubbed by the Cornhuskers has led LSU to a 11–0 start, the No. 1 ranking and an almost certain berth in the College Football Playoff. The preseason 200-to-1 shot for the Heisman (on Las Vegas sports book betting boards long enough to include him) is now the favorite to become the second Tiger to hoist the trophy, the first since halfback Billy Cannon 60 years ago. The senior who went unlisted on many draft boards last summer has piloted a revolutionary, record-breaking offense so adroitly that he is on the short list to be the top quarterback selected next spring—maybe even the top overall player taken. One veteran NFL scout says Burrow is the most improved player from one year to the next that he's ever seen.

From Average Joe to possible No. 1 pick? Even Joe Burrow himself wouldn't have dreamed that up.

At 6' 4", 216 pounds, Burrow cuts the figure of a big-time college quarterback. He may even fool you into thinking he's already in the NFL, with his businesslike attitude, low voice and intense focus. He was four-star rated at Athens High, guiding the Bulldogs to a Division III state runner-up finish in 2014 as a senior, but his limited arm strength made him less attractive to blue-blood programs. Then Ohio State offensive coordinator Tom Herman, now the coach at Texas, had to persuade his boss, Urban Meyer, to offer Burrow a scholarship after seeing him during a scouting trip.

In Columbus, Burrow had some bad luck. At first he sat behind J.T. Barrett, then behind future NFL first-rounder Dwayne Haskins, but he also broke his right thumb during camp of his second year, eventually costing him a shot at the '18 starting job. Instead of potentially spending another year on the bench, he announced his transfer in April 2018.

Burrow whittled a list of two dozen interested schools—including Georgia, Alabama and Michigan—to two: LSU and Cincinnati, the latter a favorite to land Burrow because of his relationship with Bearcats coach Luke Fickell, the former Buckeyes defensive coordinator. "I thought he was leaning that way," says Jimmy Burrow, Joe's father, a former coach who spearheaded his son's transfer recruitment.

A visit to LSU changed things. Joe Burrow dined on crawfish at a Baton Rouge restaurant, broke down film with coaches during a four-hour meeting and was wooed by one of the sport's best known recruiters, coach Ed Orgeron.

"As we leave, Coach O is like 'Did you get my number?'"says Dan Burrow. "That was cool. We kept in touch throughout that next week. Joe really had to sit down and think about it. He told us he wants to play football at the highest level. 'If that's true,' I told him, 'there's LSU and there's Cincinnati. There's only one answer.' "

Joe arrived in Baton Rouge three months before the '18 opener, won the job in preseason camp and then finished the year with a furious four-game stretch, completing 67% of his passes for 291.5 yards a game while throwing 10 touchdowns to one interception. The run convinced Orgeron to speed up his plan to overhaul an archaic, run-heavy offense.

From the first snap of 2019, Burrow has flourished in a new shotgun-based, no-huddle spread system implemented this offseason by Joe Brady, a 30-year-old former Saints assistant. The quarterback has already shattered single-season school records for passing touchdowns (41) and yards (4,014) while throwing just six interceptions. He's the second-most prolific passer in college football (364.9 yards per game) and the most accurate (78.6%), startling statistics for a QB who last year threw for 2,894 yards and 16 TDs while completing 57.8% of his attempts.

"For Joe, [the talent has] been there," says junior running back Clyde Edwards-Helaire. "It just wasn't displayed a lot because of the offense we were running."

Says an LSU football staff member. "We were asking him to play Uno when he's a chess master." The new offense plays to

Burrow's strength: his mind. His coaches say his football IQ is off the charts.

It was on full display in the final seconds of LSU's Week 2 win at then No. 9 Texas, when Burrow identified a jailbreak blitz, stepped up into a collapsing pocket and, off balance with a defender in his face, whistled a pass to receiver Justin Jefferson for a 61-yard touchdown on third-and-17. Within hours of LSU's 45–38 victory, a framed photograph of the play was hung inside the halls of the Tigers' football operations center.

Burrow's acumen can be traced back to parents, both of whom are educators. His mother, Robin, is an elementary school principal and Jimmy is a longtime college and high school teacher who played safety under Tom Osborne in Lincoln. The baby of the family—Joey, his family calls him—is a much younger half-brother to Jamie, 40, and Dan, 38. Around the time that Jamie started at middle linebacker for a 2001 Nebraska team that lost in the national championship game, Joey began playing youth football, transitioning from the family forte, defense, to quarterback because the Bulldogs didn't have any other capable passers.

But just because he played offense did not mean he played soft. "He had no choice," Jimmy says. "We weren't going to let him not play physical."

That mentality persists. Orgeron calls Burrow a linebacker playing quarterback. The coach jokes that he may institute a new pregame ritual to fire up his quarterback: having players bang against him in the locker room.

The Tigers point to the aftermath of LSU's seven-overtime, five-hour, 74–72 marathon loss at Texas A&M in November '18 in which Burrow attempted 38 passes and ran 29 times. One minute, he lay on the visiting locker room floor. The next, he was on a table with an IV in his arm and trainers feeding him cookies and applesauce. And then he saw his mom and dad, ushered inside by team personnel for one of the scariest sights any parent could see—their son a literal example of a human body giving out after a football game. The issue was serious enough that it delayed the team's scheduled departure from Kyle Field, trainers tending to Joe before finally helping him to the bus.

"To see somebody put that kind of effort, desire and passion into a game," longtime head LSU trainer Jack Marucci says, "it's probably one of the first times I've seen anyone get into that kind of state of fatigue."

Burrow embraces the grueling side of the game. "I enjoy getting hit sometimes," Burrow said earlier this season. "It makes me feel like a real football player instead of a quarterback. People can look down on quarterbacks if they're not taking hits."

Excluding sacks, Burrow has 52 rushing attempts this year for more than 200 yards. He doesn't run like your average quarterback, rarely heading out of bounds or sliding. Against Alabama, Burrow converted four third downs on game-securing scoring drives in the fourth quarter, two of them on runs of 15 and 18 yards.

His ability to withstand body blows endeared him not only to his new LSU teammates but also to the Tigers' fans. Many faithful don number 9 jerseys with a Cajun-flavored alteration to his last name across their backs: Burreaux. Still, Burrow's relocation to the Deep South wasn't seamless. On his first trip to LSU's dining hall teammates shamed him for eating a salad, instead pushing him to down fried chicken. (Which helps explains why Burrow gained 10 pounds his first six weeks.) The heat forced him to trim his shoulder-length locks and melted his very first pair of cleats, LSU's outdoor artificial turf climbing well above 100° in the summer.

By the start of this season, Burrow fit in. The win over Texas in Week 2, in which he threw for 471 yards, was the first of four conquests of Top 10 teams. The upset over Alabama propelled Burrow to the top of the Heisman list.

Along the way Burrow has been fueled by the doubters who have dogged him since high school. He admits to keeping a log of the most egregious ones, as well as other slights. "Mental notes," he says. "I still remember quarterbacks that schools took ahead of me in high school."

He thinks about being ignored at All-Star events during high school, being neglected by Nebraska and the two failed cracks at the Ohio State starting job. "That really messed with him mentally," says Dan. "He thought he had won the job."

Burrow is calm and collected by nature, but sometimes the years of frustration surfaces. During a meeting with a television crew earlier this year, he confronted SEC Network analyst Jordan Rodgers, one of Burrow's harshest critics over the last year. "The vast majority of fans I encounter have an inflated impression of Joe Burrow," Rodgers had tweeted in August. "He was good in moments last year, but wildly inconsistent, and frankly very poor against good competition."

The network meeting this fall came amid Burrow's rise as the sport's best quarterback. Cole Cubelic, another analyst present in the room, sensed tension between Burrow and Rodgers. He broke the ice by asking Burrow how much he hated Rodgers. Burrow quickly responded, "I definitely don't like him," and the room burst into laughter.

Burrow embraces the lighter side of things: He often sports clothes depicting cartoons—*SpongeBob SquarePants*, much of the time—and out of superstition wears one sock inside out each game. He holds strong views on the NCAA's rules against allowing athletes to be compensated. "The system right now is broken," he says. He is also forthright and open about social issues. During a summer interview with SI, he referenced a tweet from President Trump that directed four U.S. congresswomen to "go back" to their home countries.

"Why does racial inequality have to be political?" Burrow asked. "It's basic human decency."

Burrow's opinions aren't a talking point when scouts filter through the LSU football facility. According to Kevin Faulk, the former Tigers running back who is now the program's director of player development, as many as 30 scouts visit each week. Before the Alabama game, seven scouts and a general manager were in one room analyzing Burrow's film.

Conversations with NFL personnel about Burrow often involve Tom Brady, a teammate of Faulk's in New England for 12 seasons. Burrow reminds Faulk of Brady in a variety of ways: poise, competitiveness and, most of all, vindictive attitude.

"You don't think Tom doesn't remember that he barely got drafted?" Faulk asks. "Joe remembers a whole lot of stuff."

Burrow can seem focused squarely on football and his own pursuits. He lives off-campus, alone, and admits that there are parts of campus he's never even seen. Having graduated from Ohio State with a degree in consumer and family finance, Burrow has a light masters-level classload that is online only.

Each Monday at the football facility, he is involved in a film-based exam of the next opponent, a test in which he must identify protection calls he'll have to make. That means his Sundays are filled with film study. On Mondays and Tuesdays of game week, he meets with Joe Brady and offensive coordinator Steve Ensminger to pitch them his ideas on how to attack the next opponent. He pitches *them* ideas.

The two coaches trust their quarterback with presnap play calls; he'll often change receiver routes based on defensive formations. "We might see it better than they do in the box or on the sideline," Burrow says. "If I see something and want to check a play, I go do it."

"He's basically like a co-offensive coordinator," Herbstreit says. "That's the NFL model, when you have a quarterback able to invest and communicate at that level. Joe is the cutting edge of that mold. When I watch LSU, it's not just Joe Brady's offense—it's Joe Brady *and* Joe Burrow's offense."

Chris Huston, a college football historian who runs Heisman.com, compares Burrow's one-year surge with the 2002 emergence of Carson Palmer, who like Burrow had ho-hum stats as a redshirt junior before scorching defenses in his final season. But while many viewed Palmer as a top-flight talent who had, before his final year, underachieved, that isn't the case for Burrow. "People last year weren't asking, 'What's wrong with Joe Burrow?' says Rece Davis, a longtime ESPN analyst and host of the network's pregame show, *College GameDay*. "They thought they knew who he was."

Others compare him with Heisman dark horses of the 1980s—Tim Brown, the first receiver to win the Heisman, or Barry Sanders, who burst onto the scene as a junior. In more recent history, there were unexpected winners like Cam Newton in 2010 and Johnny Manziel in '12, but because they won the award after their first season as a starter, they weren't written off as Burrow was after last year.

Over the summer agents and scouts told Jimmy Burrow that his son was a mid- to late-round pick. Now they're telling him first round. The hip injury to Alabama quarterback Tua Tagovailoa could result in Burrow's being the first quarterback drafted or possibly the No. 1 overall choice. His stiffest competition may be Oregon quarterback Justin Herbert, as well as defensive lineman Chase Young of Ohio State.

"That toughness and competitiveness gene he has is a very good indicator of how he's going to do at the next level," says Daniel Jeremiah, a former NFL scout for the Ravens, the Browns and the Eagles, who's now an analyst for NFL Network. "You start listing all of his good qualities and you realize how much you like him. You ask, 'What's wrong with him?' Well, he doesn't have a huge arm. Who cares?"

The biggest debate in the 2019 draft was Kyler Murray's height. This time it will be Joe Burrow's arm.

"I think he's got the real chance of being the No. 1 overall pick, but it's still hard to convince some people because a guy doesn't have the great body or great arm," says one NFL scout. "He's not a prototype guy from those standpoints. Maybe the NFL should change its prototype."

Burrow still has time to improve his draft stock. He has a national title to chase. He may have to beat his former team to do so: Ohio State is No. 2 in the CFP rankings. Burrow remains close with several figures from his days in Columbus, including Meyer, who texts him before and after nearly every game.

For the rest of this season, at least, the Burrow family's allegiances are to LSU. Before most games, you'll find Joe's parents and brothers under a tent in the shadow of Tiger Stadium, a Burrow Gang banner marking their location as they partake of gumbo and jambalaya.

All the members of the family are trying to wrap their minds around this whirlwind. "It blows my mind where it started and where we are today," says Dan. "I thought he could be here and do it, but it's mind-blowing for me—he did it. He's here. It's real. It's crazy."

Matt Porter is in a state of disbelief too. Back in June, Porter, an LSU fan living in Fort Lauderdale, put $50 on Burrow to win the Heisman Trophy at 200-to-1 for a potential payout of $10,000. When Burrow became a serious contender, in late October, Porter's gambling outlet offered him $3,865.38 to cash out. He passed.

And now? Porter is already making plans to take his girlfriend to the Bahamas.

The long shot is now a veritable shoo-in. And that's no fairy tale.

Record-setter Thaddeus Moss 'makes everything mesh' for LSU after years of waiting

THE ADVOCATE
BY WILSON ALEXANDER
November 23, 2019

Thaddeus Moss came here looking for a chance. He thought his talent had deteriorated during his freshman season at NC State, so he transferred from the program and began searching for a place that felt comfortable.

Moss visited LSU, the first school he called, for the Tigers' spring game in 2017. He arrived on a Friday. He understood LSU's history of producing NFL players, and one day that weekend, he drove around campus with coach Ed Orgeron.

They discussed Moss' future, the weight of his name and the plans Orgeron had for LSU. The coach admitted mistakes he made in his youth, and Moss believed Orgeron cared about his players. Moss received a scholarship offer on Sunday, two days after he arrived. He committed the same day.

Two years later, after multiple surgeries and months of waiting, on Saturday night against Arkansas, Moss broke the single-season LSU record for receptions by a tight end.

With the position no longer used as an extra offensive tackle, Moss has flourished inside LSU's new system. He has chipped defensive ends and blocked, but he has also given quarterback Joe Burrow a reliable target in the passing game.

Moss recorded four receptions during the 56-20 win inside Tiger Stadium, which sealed LSU's first trip to the Southeastern Conference Championship since 2011. The Razorbacks double-teamed wide receivers Ja'Marr Chase and Justin Jefferson in the first half, so the Tigers leaned on running back Clyde Edwards-Helaire and Moss, who finished with a career-high 68 yards.

"He's like that magic piece," Edwards-Helaire said. "He makes everything mesh."

Moss approached this season as an opportunity. He had missed two seasons after he transferred to LSU, one because of NCAA transfer rules and another because of injuries.

As he ran a route during the first week of June 2018, Moss felt a pop. He had fractured the fifth metatarsal in his left foot, a bone that gives a foot its arch. He underwent two surgeries, and even now, the plate in his foot nags him whenever he runs on artificial turf.

Earlier this year, Moss worked out on campus during spring break. He trained with his father, NFL Hall of Fame wide receiver Randy Moss. He became the leader of LSU's tight end room.

When preseason practice arrived, Moss visualized the season opener, his first game in nearly three years. He buzzed when he thought about playing again.

Moss gradually became an integral part of LSU's offense. He caught his first career touchdown against Utah State, then he grabbed seven passes against Auburn. Every week, Moss has talked with Edwards-Helaire about sealing run blocks.

"And also, man," Edwards-Helaire said, "the guy can catch."

When LSU needed an offensive spark against Arkansas, leading 7-6 in the second quarter after two scoreless possessions, it turned to Moss. He caught a 20-yard pass on the first play. He hauled in a 30-yard reception three plays later, pulling LSU into the red zone. The Tigers soon scored as their offense came back to life.

Moss' second catch on the drive gave him the school record for receptions in a season by a tight end. He passed Mitch Andrews and Malcolm Scott, who had each caught 34 passes over three decades ago.

Moss finished the game with 36 receptions this season for 423 yards. The LSU single-season record for yards receiving by a tight end is 439, set by David Lafleur in 1996.

His production increasing as the season nears its end, Moss likely will break that record next weekend against Texas A&M. He has caught at least four passes in each of his past four games, and Orgeron said his production has helped LSU recruit tight ends.

The vision Orgeron shared with Moss during that ride two years ago has come to fruition. The redshirt junior has made himself an essential part of LSU's offense, a player whom defenses cannot ignore. Orgeron called him one of the most improved players in the program.

"Look at what he's done," Orgeron said. "I think he has a bright future."

Last week, after Moss dragged his toes inbounds for a highlight catch against Alabama, he said he had not reached his peak. He had made catches like that before. For Moss, this season might signal the beginning.

"I'm capable," Moss said last week, "of doing a whole lot more."

Ed Orgeron is right at home in leading LSU to the top

LOS ANGELES TIMES
BY J. BRADY MCCOLOUGH
November 15, 2019

BATON ROUGE, La. — Ed Orgeron can't get enough of the view. He leads a visitor through a "war room" where he and a few staff members are watching film of an offensive line drill from practice, shuffles through his office and opens the double doors onto a balcony fit for a head of state.

Orgeron takes a seat and looks directly east toward Tiger Stadium towering in the distance. The old cement structure known for withstanding the kind of rousing support that results in seismic activity on fall Saturday nights sits in silence, and a full moon hangs high above, illuminating faint white clouds against a dark blue sky.

"You *kiddin'* me?" Orgeron says. "How about this place, huh?"

It is home, and yet he has never seen it quite like this. Two days have passed since Louisiana State beat Alabama in college football's latest "Game of the Century," a win that felt more like a statewide exorcism. Just like that, gone were the eight long years of Nick Saban's tyranny, and gone were the fears that one of their own would never rise up and take down the one who got away.

The party started as soon as running back Clyde Edwards-Helaire iced the game with a late seven-yard touchdown run Saturday and raged through the holiday weekend. It is finally dying down now on this peaceful Monday night, as the faithful prepare to return to their lives.

But how could there ever be normalcy again? The 9-0 Tigers are No. 1 in every poll in the land. This should be Orgeron's moment, but the native son of Lafourche Parish doesn't claim it as his own.

"I felt it," Orgeron says in his trademark rumbling growl. "I felt it as a resident, as a fan, and I feel it as a coach. Freedom, man. We don't have to hear that stuff no more. I'm just happy for the people of Louisiana."

Orgeron's lofty perch from the balcony of the newly opened LSU Football Operations Center creates the impression of a king surveying his kingdom, only he wants to share the riches with everyone.

He can't take these gifts for granted, because deep down he knows it so easily could have been someone else manning the throne. Someone younger, flashier, more sellable, someone who could pass through the same central casting requirements for a big-time college football coach that Orgeron could not meet six years ago right down the road from Hollywood at USC.

If there was ever a top program that would accept the red-faced 58-year-old Cajun with the gravelly accent as a proper cultural fit, it is this one, nestled between mossy University Lake and the banks of the Mighty Mississippi. And yet, even here, he was not wanted in the role after putting together a 6-2 record as the interim head coach, just as he had done at USC before Steve Sarkisian was offered the job.

At LSU, the hot name was Tom Herman, then the coach at Houston. Since those uncertain days, Orgeron has won more games against top-10 opponents than any other coach — including one against Herman's Texas team Sept. 7 in Austin — but reliving the last week of the 2016 season still induces a tinge of terror in Orgeron's darting brown eyes.

LSU played at Texas A&M on Thanksgiving Day that year. The night before, Orgeron's wife, Kelly, came back from dinner and told him that she heard LSU had offered the job to Jimbo Fisher, then the coach of Florida State. The Tigers roughed up the Aggies, but later on Thanksgiving night, a staff member told Orgeron that a report was saying LSU had offered the job to Herman.

"I said, 'That's good! Last night it was Jimbo, tonight it's Tom, maybe tomorrow it's us!' " Orgeron recalls.

He laughs at the remembrance, but it was hard to keep perspective then.

"Because I been here before, you know," Orgeron says, a subdued reference to his USC heartbreak.

The Friday after beating Texas A&M, he met with then-LSU athletic director Joe Alleva, ready to fight for what he believed was right. A couple of Orgeron's staff members had helped him compile books and manuals overflowing with creative ideas of how to bring the Tigers back to the level they achieved Saturday night in Tuscaloosa.

He felt he had already spurred a cultural transition from team into family, the Tigers' collective heart swelling and pulling their bodies further than they ever thought they could go.

But Alleva set the vast reading material aside and leveled with Orgeron.

"I gotta tell you, I'm going to meet with Tom Herman tonight," Alleva said.

"I told my staff to leave," Orgeron says. "I said, 'Joe,' and I touched him in his belly, 'You know in your belly I'm the right man for LSU. I look forward to being the next head coach of LSU,' and I walked out."

That night, at home in Mandeville, his family staged a belated Thanksgiving dinner. Orgeron felt so sick he couldn't eat. He went off to bed and prayed. Before he could fall asleep, news flashed across the ticker that Herman was expected to take the LSU job. Kelly assured him it couldn't be true, that he would wake up the next morning and be offered the position.

"I said, 'What you drinkin'?!" Orgeron says, banging a table for effect.

In the middle of the night, Orgeron woke to his phone buzzing. Lane Kiffin, whom he had promised Alleva would be his offensive coordinator, said Herman was now reportedly leaning toward Texas.

Around 5:30 a.m., Orgeron missed a call from Alleva. He frantically called back.

"Can you be here at 7:30?" Alleva asked.

In a flash, Orgeron was blazing his truck down Interstate 12. He put on his favorite song, Creedence Clearwater Revival's "Born on the Bayou," a low-country boy feeling a high he'd never experienced, before he realized something important: He hadn't been offered the job yet.

He arrived at the office and saw Alleva waiting for him by the Tiger statue at the entrance.

"You want the job or what?" Alleva said.

"I grabbed him and *shoooook* him. *maaan*!" Orgeron says.

"You know, when you pointed to my belly, all night long I was feeling something in my belly," Alleva told him.

"I said, 'I put that Cajun gravy on you, boy!' " Orgeron says with a hearty cackle.

Orgeron never asked what happened with Herman, whether he was offered the position or not. It didn't matter one bit then and still doesn't. Just check out the blessings life has bestowed upon him.

"I got my own elevator!" he says.

::

Last Saturday night in the visitors' locker room at Bryant-Denny Stadium, the lifetime LSU fan inside Orgeron busted out. His players had just slain the Alabama dragon 46-41, and they surrounded their exuberant head coach, waiting for inspiration.

"Roll Tide, what? ... you!" Orgeron screamed to applause, using an expletive.

What he did not know at the time was that one of his players had set up a live stream on his phone of the team's raucous celebration, and now the world knew what Orgeron could be like behind closed doors. It was the type of behavior that could have made any remaining critics of his cultural fit at USC feel vindicated.

It only made him more beloved here.

"That shouldn't have happened," Orgeron said when asked about the locker room moment being live streamed at his Monday news conference. "I addressed the player who did it. He felt bad."

Orgeron did not apologize.

"You know, the things that I say outside to the media, those are things I want to get out. If I wanted that to get out, I would have said that outside," he said, drawing laughter from media. "But when you get emotional, you talk to your team like it's your family. The way I talk to my family around the dinner table, we say some things that outside the family we don't say. It was not meant to hurt anybody, nothin' like that. Just a fiery moment, a very emotional moment with our team, that's all it was."

The Tigers had set the whole state on fire. When they returned home, thousands had gathered at the airport to shower them with cheers. Offensive coordinator Steve Ensminger, who played quarterback for LSU in the late 1970s and has been on staff the last decade, told Orgeron he hadn't seen anything like it. Quarterback Joe Burrow, the Heisman Trophy favorite, posted a video on Twitter of him jogging along a fence slapping hands and said, "Louisiana, I love you."

On Sunday morning at Grace Life Fellowship, lead pastor Tim Chalas opened worship by saying, "The gospel has a lion that defeats Satan. We had Tigers that defeated Saban, so it's not exactly the same, but it sure feels good to be an LSU fan today, doesn't it?"

John Bel Edwards, the Democratic governor of Louisiana, is up for reelection with a Saturday runoff against Republican Eddie Rispone. Edwards and Orgeron have become friends after meeting at a duck camp in South Lafourche Parish a few years ago, and it's safe to say Edwards is relieved Orgeron isn't on the ballot.

"I've been out campaigning right now, all over the state," Edwards says, "and I will tell you there's more excitement around that LSU football program than anytime I can remember in my life, and I'm 53 years old."

But wait. The Tigers won the 2003 and 2007 national championships with Saban and Les Miles, respectively, running the program. How could this be more thrilling than that? Edwards explains it's the way this LSU team is doing it, with a high-flying spread offense that never stops attacking. Then there's the matter of the ultimate underdog who gets to sit on that balcony in Baton Rouge.

"The rest of the country has a hard time understanding him, but we don't," Edwards said of Orgeron. "We recognize that as a South Louisiana, South Lafourche accent, and to have a homegrown coach, a Louisiana native who is obviously very passionate about our state, to have him coaching while we're doing so well, it does add an extra bit of excitement.

"We're just glad y'all didn't hire him at USC, and he became available and found his way to LSU."

Now's the time time to gloat. The Trojans had to move on from Sarkisian within two years because of the coach's issues with alcohol, and athletic director Pat Haden decided Clay Helton was the interim head coach worth keeping. USC is now in Year 4 of Helton's turbulent tenure, and the program appears on the brink of turnover yet again.

"It was indicated to me that I'm getting the job," Orgeron recalls of USC. "Then we lost to UCLA [35-14 in 2013], and all hell broke loose. We just didn't play well. I couldn't put my finger on it. The next day I didn't hear from anybody. Monday I told the team bye, and they're crying. 'You're like the father I never had. Why is this happening?'

"But now we all see why it happened. I've got no regrets. This is the place I always

wanted to be. I was born to be here, and I cherish every day."

Former USC coach John Robinson, who joined Orgeron's LSU staff this fall as an offensive consultant, says he told plenty of Trojans in 2013 that USC should keep Orgeron.

"It was a poor decision, or unfortunate decision, to let him go," Robinson says. "He's a leader of people. I grew up with John Madden from the third grade on, and I compare the two in that they're really intelligent and really understand people, but they don't give you that impression right off the bat."

LSU was willing to look deeper with Orgeron, but it was not going to be a popular decision.

"It was tremendous pressure from people to hire Tom Herman or Jimbo Fisher, one of those guys," Alleva says. "If I were a younger man, in my 40s, I probably would have succumbed to that pressure, because that's the easy way out. That's what most ADs do. They hire the pretty face guy."

Orgeron says Alleva was clear with him that Herman was the competition. What Alleva couldn't tell him then was that he was pushing for Orgeron, but he had to also consider the wishes of the small group of representatives from the LSU board who wanted to chase Herman.

"I remember it boiling down to, do you want the one who you know loves you or the one you think loves you?" says Scott Ballard, then the chair of the LSU board who was heavily involved in the search. "When we hired him, nobody ever said Coach O doesn't fit. What they said was, 'He fits as a recruiting coordinator, he should not be the head coach. Y'all set us back 10 years.' "

Ballard saved every text and email he received. Sunday, he spent the day replying to them.

"I couldn't help myself," he says.

::

Orgeron wants you to meet the woman who gave him his "juice." She refers to him as "Junior," or "Bébé," and, indirectly, she lit the fuse that has the state ablaze with pride as Saturday night's game against Mississippi approaches.

Coco Orgeron could not be more proud of her son or the team.

"He teaches them the Cajun way," she says.

She is 77 and spunky and it doesn't take long to see similarities between mother and son. Junior and Coco can talk your ear off but also don't need to say a word to convey how they're feeling. Because they've been misunderstood for so long by non-Cajuns, evolution has passed along the skill of nonverbal communication. A well-timed grunt, a movement of the eye brows up or down, and the Orgerons can get their point across. You wouldn't know it unless you asked, but Coco can speak French exquisitely.

When she was a little girl, the schools in South Lafourche didn't want students speaking French. Now, they require students to learn the language of their ancestors, but it's too little, too late, for fluency.

Of course, more than language has been lost.

"It's a culture that you learn," Coco says. "If you had a broken leg, you would not be alone, let's put it that way. There was always somebody in the neighborhood that would bring you something for dinner. It's just something you do because your *heart* wants to do it, not because somebody say, *Do it*."

Their people came from Nova Scotia and New Brunswick in the middle of the 1700s to escape British rule. Many French had already settled in Louisiana, so it made sense to migrate here and make a life from the land and the water.

Bayou Lafourche weaves about 100 miles up from the Gulf of Mexico. Along it, on each side, large families split the take of a day's "trolling" (or shrimping) and then shared the rest with whomever needed it. They created methods of cooking that fit their lifestyle, which meant tossing ingredients that were easily browned and smothered into gigantic pots.

Food, and, later, the ability to play sports, became the spoils of nonstop manual labor. On the morning of the Louisiana Class 4 state championship game in 1977, Coco woke up her Junior at the crack of dawn with a fried shrimp po' boy in one hand and his South Lafourche football helmet in the other.

"She said, 'Let's go, boy!' " Orgeron says.

Wherever football took him, food followed. When Orgeron was at USC, Coco and her husband, Edward Orgeron Sr., would check in suitcases full of frozen ingredients to make gumbo, pick them up at John Wayne Airport and rush them to the nearest freezer. The family would have been happy to keep that tradition into eternity, but it wasn't meant to be.

"It all happened for a reason because he's where he needs to be," says Chase Orgeron, Ed's nephew. "He is needed here."

Sitting at the dining table with his grandmother, Chase laments the passage of time.

"What she knew as the Bayou, it started to die off," he says, "because the younger kids like myself, I moved off the Bayou. It's just a dying culture. Everyone says, 'Man, you need to get away.' "

To Chase, his uncle is not simply keeping the culture alive. He's accentuating it and taking it national, only this time the story rings true.

"You know how Hollywood depicts Cajuns, like 'The Waterboy,' " Chase says. "We're the dumbest of the dumb. Most of the country thinks Louisiana is just ignorant. So growing up as a Cajun, you work hard, you play hard, you do everything as hard as you can, because you're already born with a chip on your shoulder. Everyone thinks you're an idiot.

Him coming back to LSU, that really embodies what Cajuns are. It's not all about him. It's about Louisiana. It's about bringing the win home."

"Let's bring it *hoooome*, baby!" Coco chimes in.

Out on the balcony, before he can resume the night's work, Orgeron has a reflection to share.

His father died of stomach cancer in 2011 when he was back at USC as defensive line coach after being fired as Mississippi's head coach. Before he died, Ed Orgeron Sr. reminded his son that throughout his life he always had to do everything twice before he got it right.

"It didn't work the first time," Ed Sr. told him, "but you went back and changed it and made it work."

To reach this personal pinnacle, Orgeron made two big changes from his time at Ole Miss.

"I went in there and I was a hard ass," Orgeron says, "and I didn't let them get to know how much I really cared about them. After that, I said to myself, 'If I treat the team like I treat my sons, I'm gonna be OK.' And ever since that, my winning percentage has just shot up."

Before revealing the second change, he nods toward Tiger Stadium. In 2006, Orgeron's Rebels led LSU 20-7 in the third quarter, but lost 23-20 in overtime. He now blames himself for coaching not to lose late in the game, something that today he would never consider with a dynamic offense as his ally.

"I got conservative in that stadium right over there," he says.

There were some suggested changes over the years that Orgeron could have made, too, in an effort to please others. But, no matter how much he pined for that next head coaching job, he gave them no credence.

"The culture, the want-to, the toughness, being blue collar, being from Louisiana, being proud of it, having a Cajun accent," Orgeron says. "My grandparents spoke French. I'm proud of it. People make fun of the way I talk. I love it. I wouldn't change it for *nothin'*."

'I've never met anybody who wants it more than he does': Appreciating the patience of Patrick Queen

THE ATHLETIC
BY BRODY MILLER
November 14, 2019

BATON ROUGE, La. — Patrick Queen had an Ole Miss-themed cake for his 16th birthday.

How did this happen, and how did he get here? It's a story about patience. It's a story about a teenager who wanted instant gratification and instead had to put in the time. It's about a boy who grew up dreaming of playing LSU football, didn't get what he wanted and became frustrated.

Oh, how that story keeps coming up with Patrick Queen. Because right now, as LSU sits 9-0 and No. 1 in the country, Queen will be one of LSU's starting inside linebackers when the Tigers travel to Oxford this weekend to play the Rebels. With this comes an even better story of patience.

So as we tell the tale of Queen, a guy who sat behind Devin White for two seasons, was still a backup two months ago and now can be seen intercepting Tua Tagovailoa and calling out game-clinching plays against Florida, it has to begin with that Ole Miss birthday cake. It has to begin with his father, Dwayne.

"Patrick being young like he is ..." Dwayne starts off.

Let's go back to ninth grade. Queen, a young athlete from Ventress, La., makes an impression on LSU defensive backs coach Corey Raymond. Raymond tells Queen's parents, "You don't ever have to worry about him leaving the state. We're not gonna let him leave the state." And Dwayne and Mary Sue make the mistake of telling Queen.

Suddenly Queen is living every day under the assumption an LSU offer is coming any day now. Then one month goes by and another and another, and still no LSU offer. They don't know what position he'll play, whether it will be running back, cornerback, safety or linebacker. LSU is waiting. Queen, like most teenagers, doesn't like waiting. He gets disheartened.

"Just be patient and trust in God through the process." Dwayne keeps telling him.

It's around this time Queen goes to a camp in Mississippi, where he also finds an Oxford linebacker named Thomas Allen. His father? Ole Miss linebackers coach Tom Allen. Allen, now Indiana's head coach, is there with Thomas when he's struck by Queen. He makes clear he's interested. Queen becomes close with both Allen and his son.

"I just loved him," Allen told *The Athletic*. "I loved his instincts. He had the base level of athleticism it takes, and he had the character and work ethic I felt you have to have to be special. That's what makes the difference."

But Allen is just a position coach. He doesn't have complete say. Ole Miss doesn't offer at the time. Allen eventually takes the defensive coordinator job at South Florida and becomes Queen's first FBS offer, but Allen's interest makes its way around Ole Miss, who locked in on Queen in the coming months.

Ole Miss and Queen begin constant contact, with trips to Oxford and regular conversations with the staff. He's all in on the Rebels, and he's done being patient with LSU.

And that's how Queen's mother ended up baking him an Ole Miss cake for his 16th birthday.

It eventually becomes clear that Queen, a star running back at Livonia High, will play linebacker at the next level, much like an eventual Butkus Award-winning LSU commitment named Devin White. Queen goes to Baton Rouge for Junior Day. Les Miles takes him into his office, offers Queen a scholarship and he accepts on the spot. He learned patience can pay off.

Queen is sitting in Ed Orgeron's office this August, days before the beginning of the LSU season, looking for an explanation about why — yet again — things aren't going how Queen had hoped.

"What can I do to get better?" Queen asks Orgeron.

Days earlier, LSU decided it would start Michael Divinity and Jacob Phillips over Queen at inside linebacker. After two seasons as White's backup, thinking it was a given he'd be next in line, Queen was reduced to a reserve role.

"I was upset," Queen admits. "I wanted to start. I wanted to be that player."

And again, Dwayne gave the same fatherly advice: *Just be patient and trust in God through the process.* Queen tried. That's why he walked into Orgeron's and Aranda's offices that day. He wasn't going to pout. He never flirted with the transfer portal. He asked what he could do to get better.

The answer he received was clear. He needed to get better at run fits. Much like a young White, Queen is one of the fastest linebackers in the country and skilled at going sideline to sideline. What he needed to get better at was shooting into gaps, using his hands instead of his shoulders and getting off blocks.

In the coming weeks, he and good friend, safety JaCoby Stevens, spent countless hours at the LSU practice facility working on getting into and out of the gap and reading the opposing running back.

On opening day, though, as LSU dominated Georgia Southern, Queen hardly saw the field. Raw sophomore Damone Clark got extensive playing time over him.

"He was really frustrated after that game," Dwayne said. "*Really* frustrated. Me and the wife were scared, because he was that frustrated. We told him, once again, 'That's one game, Patrick. Let's see what happens the next couple games.'"

He rotated in more in the Texas game, and while his playing time wasn't extensive he gets credit for one of the most crucial plays of the game — the 4th-and-goal stop at the 1-yard line. What kind of play did he make? A run stuff.

And as Divinity missed more time due to suspensions and injuries, opportunities

opened up for Queen. He played well in his first start against Vanderbilt. Then he broke out running sideline to sideline against Utah State, stuffing screen after screen. By the time he called out a speed option at the goal line to stop Florida and seal the top-10 win, he had officially arrived and won the inside linebacker job for good.

And these moments, these examples, represent the growth Queen needed but maybe was too stubborn to admit at first. Dwayne doesn't think Queen ever watched film at Livonia. Now, thanks to the help of White and Aranda, he's become one of the most vocal LSU defenders, regularly calling out plays ahead of time like that Florida option.

"I've never met anybody who wants it more than he does, and he doesn't want it because he wants to play in the NFL and make a lot of money," Stevens said. "He wants it because he wants to play football and he wants to represent his family. He wants to represent LSU out on the field every Saturday. He's finally proving it."

And as LSU took down Alabama last Saturday after eight years of losing, Queen read Heisman-candidate Tagovailoa's eyes, jumped onto his read and intercepted a pass at the end of the half to set up an LSU score. He posted a picture on Instagram of him running with the ball, only to receive a text from his mentor White — another former running back — that he needs to give up on being a rusher. White also texted him, still like a big brother, that he can't let up.

Allen was on his own idle week Saturday, taking a break from his 7-2 Indiana team's surprise run. He watched the game along with Thomas, who is still good friends with Queen. After the game, Allen texted Queen to tell him how proud they all are of him.

Queen's response to his benching, Allen thinks, proves everything he saw in him at that Mississippi camp.

"It's everything that I thought," Allen said. "When you've got character and you've been raised right and you've got grit and toughness, you're gonna persevere. Eventually, those kids rise to the top. They may have to prove themselves more than they wanted to, but when you have kids that have those qualities that you see in a guy ... I just think those are kids you can count on. Those kids are winners. Those are kids when the chips are down you can trust."

Now Queen is a firmly established starter on the No. 1 team in the country. He's been one of the breakout stars on a defense that's finding a groove right as Queen has claimed his role. And his father will be the first to point out there's still room to grow.

Queen's come a long way from the boy with the Ole Miss birthday cake because he couldn't wait for LSU to stay true to its word. He's even come a long way from the frustrated LSU linebacker upset he didn't get handed the job he thought was his.

What Patrick Queen needed along the way was a little patience. His father thinks that's finally arrived.

"LSU has made him *very* patient." Dwayne says with a laugh.

It's been well worth the wait.

The Best Team in the Country Keeps Getting Better

LSUSPORTS.NET
BY CODY WORSHAM
December 29, 2019

ATLANTA – Maybe it's the collection of talent: the Heisman winner at quarterback, the Biletnikoff winner at receiver, the Thorpe winner at safety, and a smattering of All-Americans and All-SEC performers on both sides of the ball.

Maybe it's the competiveness, all that ability battling weekly in practice, the will to rise to the top of the depth chart and the offensive game plan carrying over against opponents every Saturday.
Maybe it's the mindset, a 1-0 goal that resets every week when the 24-hour rule expires after victories.

Maybe it's all of those factors combined and more that are harder to pinpoint, because whatever it is that's gotten LSU here – 14-0, No. 1 six top-10 wins, and, after a historic, unprecedented, never-in-doubt, legacy-building 63-28 win over No. 4 Oklahoma to earn a berth in the College Football Playoff Championship Game on January 13 in New Orleans – it's as difficult to define as the Tigers are to defeat.

What's easier than identifying causes is identifying trends, and the defining one of LSU's season, the one that has them favorites to win the whole thing back home in Louisiana, was on full display Saturday in Atlanta.

LSU isn't just the best team in the country. It's getting better.
It's improving, somehow, at quarterback, where Heisman winner Joe Burrow did all the things he did this season to win the trophy by a record margin – only he did them better.

It's hard to fathom, really: 403 passing yards and 7 passing touchdowns would be monumental and record-setting for 60 minutes, but Burrow did that in a half on Saturday, as LSU raced out to a 49-14 lead in just 30 minutes.

After he added another rushing touchdown in the second half to bring his total on the day to eight – one of the many CFP and Chick-fil-A Peach Bowl records the team claimed on the evening – Burrow provided a glimpse into the mindset that's burned inside him all season and caught on amongst his teammates.

Where others saw a performance for the ages, Burrow saw a performance in need of improvement, utterly confident and equally unsatisfied.

"We go into every game thinking nobody can stop us," Burrow says. "That's the way we think. We think we need to score every time we touch the ball. If we don't, then we're still kind of chasing that perfect game. It's always something to get better at, and today was a lot of fun, but still room to improve."

Room to improve? On that?
Sure, says his passing game coordinator.
"There no such thing as one on one in our offense," Joe Brady says. "It's all one on nones. We left a few out there, which is kind of going to bother all of us."

Burrow and Brady are chasing the ghost of a perfect game, while others are chasing their own teammates. Justin Jefferson, who grabbed four touchdown passes in the first half – yep, another record – and finished with 14 catches for 228 yards – uh huh, records, too – was among the more unsatisfied players on the team after awards season. Despite racking up more than 1,200 yards and 14 touchdowns through the SEC Championship Game, Jefferson found himself relatively empty-handed after postseason awards were handed out.

On Saturday, the only time he was empty-handed was when he dropped the ball in the endzone after his fourth touchdown to count, finger-by-finger, his day's production.

"I was shorted out of a lot of awards I wanted to accomplish," Jefferson says. "This was the game for it. Before the game, I said they were going to fill my wrath."

The game brought Jefferson back into a tie with teammate Ja'Marr Chase with 18 touchdown receptions, and whoever finishes the season with more gets Waffle House, his teammates' treats.

Terrace Marshall did his best to maintain pace, too, grabbing two more scores after snagging a pair against Georgia in the SEC Championship Game. Minute attention to detail is what's driving him on his personal upward arc late in the season.

"I feel like we're getting better every week," Marshall says. "In practice, we make sure we work on the little things, we make sure we work on our mistakes and clean them up for the week to come. I feel like that's the strength of this offense. We take the little things serious."

The defense is getting in on the fun, too, especially against the pass. In the last three games, facing three quarterbacks that featured prominently in preseason Heisman Trophy discussions, Dave Aranda's secondary has limited Texas A&M, Georgia, and Oklahoma to 47-of-111 passing for 547 yards, one touchdown, and six interceptions – a paltry passer rating of just 73.2 that would lead the nation by 20 points, extrapolated over the entire season.

Meanwhile, a run defense that's ranked in the top 10 nationally all season limited a potent Oklahoma rushing attack to less than 100 yards on the ground.
"Nobody gets too far ahead of themselves," says defensive lineman Breiden Fehoko. "We focused on the job at hand."

Now, that job is to beat Clemson in the national championship game. Clemson, the defending national champions and winners of 29 straight games. For all the records this LSU team keeps setting, they'll likely need to set more to get the one they really care about.

"January 13 is the record we're worried about," says Burrow.
"Just getting there is not our final destination," says Ed Orgeron. "We're looking to win it."

The way they're playing now – the best team in the country and getting better every week – you have to like their chances.

They sure do, because as good as they've been this season and as good as they were Saturday, they're still chasing the perfect game. And if it just so happens to come in New Orleans and end with a national championship, that would at least be the perfect ending.

"That's the goal of the whole season, to win that National Championship," says Jefferson. "So we're not going to stop until we get that."

That's Joe

LSUSPORTS.NET
BY CODY WORSHAM
November 13, 2019

WEARING A BUCKET HAT and a new haircut, Joe Burrow tries to explain a vision almost no one else can see.
It's summer in Louisiana, the heat so hot it's made Burrow trim his flowing, Midwestern locks and don a Dri-FIT boonie for the first time in his life. He's from The Plains, a tiny Appalachia township in Southeast Ohio. Even after a year on the bayou, he's still getting used to the climate.

The reporters gathered around Burrow at the Manning Passing Academy in Thibodaux, Louisiana, are so close that it can't help matters, thermally speaking. Meanwhile, they're peppering him with questions about LSU's new offense and his hopes for his senior season.
Boy, do they have questions. In the year before this moment, Burrow had transferred from Ohio State and won the starting job at LSU, before leading the Tigers to a 10-win season and a Fiesta Bowl victory. He was tough. He was gritty. And he was, for most of the season, good, throwing for more than 2,800 yards and tallying 23 touchdowns.

Good enough never is, though. Not in Burrow's world, and not in football's. If he was going to reach the lofty expectations LSU fans placed upon him when he arrived in Baton Rouge – and accomplish the loftier goals he had for himself – he was going to have to be better than good in 2019.

He would have to be great.
And, despite Burrow's confidence in a new offense and after a year of developing, the media gathered in Thibodaux are skeptical. *How different, really, is this offense going to be?* they ask
Burrow greets the question with a knowing smile.

"Oh," he says, eyebrows arching, mouth curling into a wry grin. "I mean, it's going to be" – he pauses. More mouth curling – "a lot different. I'm going to try not to tell you how different it's going to be."
Now, he's wearing a full-on, ear-to-ear smile, pearly whites and all. It's practically holding up his bucket hat, at this point.
It's the look of a man who knows something you don't.

Soon, he's making claims that will be, once they're posted to social media in the hours after this interview, met with polar opposite receptions. To LSU fans, Burrow's assurance of an offense that will score "40, 50, 60 points a game" is music to their ears. To almost everyone else, it's mockery fodder.

Collectively, the college football world turns Burrow's confidence into a punchline. That many points? At LSU? It would take a Heisman-worthy season from a quarterback with 200-to-1 preseason Heisman odds. No chance, they say.
And, they sort of had a point. They at least had history on their side. Since Heisman betting was allowed on the boards in Vegas in 2015, every player that had won the award started at 50-to-1 or better. Not since Johnny Manziel started the 2012 season off the Heisman board entirely on offshore markets had a quarterback made such an improbable run.

They couldn't see Burrow's vision. They couldn't believe he was capable of that sort of season, no matter how tough and gritty and good he'd been before.
Before Burrow's explosion this season, before his rise from Heisman afterthought to Heisman frontrunner, before Ohio State's surplus became LSU's superstar, there was almost no one who could've seen it coming.

Except for Burrow, his family, and everyone in The Plains, who saw it coming all along, because they'd seen it before.

SAM VANDER VEN SAW IT when Burrow was in third grade.
That's when Joe arrived in The Plains, the son of Ohio University's new defensive coordinator, Jimmy. That was a big deal for Sam and his fellow second graders, who were big OU football fans. *One of the coaches' kids is in our grade?* Vander Ven remembers thinking.

"The first glimpse that we had at him was baseball," Vander Ven says. "It was our summer baseball team that he was on. The kid was just a crazy good athlete."
They called him Shady, because he always wore sunglasses. Jimmy says it was mostly because Joe's eyes, for whatever reason, were sensitive to the sun, "but they all thought it was cool."

Even cooler was Burrow's talent and competitive drive. He arrived in Ohio with both. The son of a former Nebraska football player and the brother of two others, Burrow was born into a competitive family and took quickly to all sports – baseball, in particular. In Ames, Iowa, where Burrow was born, the family lived in a two-story ranch house. Joe would spend hours in the backyard with a baseball bat and a wiffle ball, launching homers over the roof from the front yard to the back.
"He had to hit a certain number," his mother, Robin says. "He would always choose however many he was going to hit that day."

It took time for Joe's self-competitive streak to translate outward, though. When the family moved to Nebraska in 2001, Joe gave soccer a shot, and the early returns were unfavorable for his future athletic endeavors.

"He basically stood for two days with his hands in his pockets," Jimmy says. "About the third day, though, he started running up and down the field and elbowing guys and being physical and competitive. He just had to check it out, make sure it was what he wanted to do."

From that point forward, Joe was hooked. Competition was his addiction. Winning – in anything – was his sole objective. When he played coaches' pitch, he kept score, even though no one else did. In basketball, he wanted to shoot 3s when others were still learning layups. As he grew older, the wiffle balls flew higher and further. He moved to Fargo and picked up flag football, where he caught passes and played defense but kept an eye on quarterback.

"He's always wanted to be the person with the ball in his hand and be the person scoring points," Robin says, "whether it was soccer or basketball or baseball or football. It's just in his DNA, I guess."
"He's the most competitive dude on the planet," Sam says. "Without a doubt. Whether it's a video game or anything outside of sports, he's a ruthless dude."
Burrow hated losing and loved winning with equal zeal. Soon, the walls of his bedroom were lined with trophies, but hardware has never motivated Burrow – unless it reminds him of a defeat.

"The only trophy that he ever paid attention to was when he got second in a baseball tournament, and one of his best friends had thrown the second place trophy in the garbage can," Jimmy says. "So we're driving home and we're just horrified that that happened. Joe gets home. We go up to his room about an hour afterwards, and he had dismantled the second place trophy."
That provided an opportunity to teach Burrow a lesson in humility and losing with grace. Even as he absorbed that lesson, it didn't make the losing less intolerable to his disposition.

No, there was something different about this kid. Everyone could see it. Especially when he arrived in Ohio, shades on his

face and a competitive fire burning so intensely in his gut, you could see its glow in his eyes.

The only problem? Burrow initially enrolled at The Plains Elementary, literally within shouting distance of his childhood home. The friends he played sports with went to Morrison, five miles south in Athens.

So, for the first time, Joe made the switch.
""That," Jimmy says, "was his first transfer."
The first star took its place in the sky.

SAM SMATHERS SAW IT when Burrow was in third grade, too.
Smathers, who founded the town's youth football program in 1994, needed a quarterback for his third and fourth grade team. Usually, that honor would go to a fourth grader who had taken his lumps the year before. But the year Burrow arrived in town, the third grade quarterback from the year prior decided to sit the season out – star number two.

"We were having a football camp up on the hill here," Smathers says, "and my assistant coach came over, and he said, 'Well. Found our quarterback.' Here comes this boy with sunglasses on, walking up the hill, that Joe strut, walking into camp."
Burrow had never played quarterback before, but he knew the game. He learned to ride his bike on the field at Memorial Stadium in Lincoln. Football was the fabric of his life. He understood the sport, which is more than half the battle when you're trying to teach the wing T to pre-teens. Jimmy still blames Smathers for breaking up the family's defensive legacy by putting Joe at quarterback.
"We needed somebody to learn a lot of different plays and handoffs," Smathers says. "His IQ, at that level? It started right there."

Like most who've known Burrow since his time on The Plains, Smathers calls him Joey, and Joey quickly took to the position. He still loved defense and tackling – his favorite days were those Smathers put the team through Oklahoma drills. But it was clear, even that early, he was ahead of the curve under center. Take, for example, the time Burrow read the defense and noticed the middle linebacker too far from the center of the field. He checked into an audible – QB sneak on bump – and before the defense knew what hit them, he was in the endzone.

"He ran for a 60 yard touchdown on that," Smathers says. "It was all him. That's poise. He didn't get flustered by anything. You don't get that with a lot of kids in fourth grade, that have that IQ, that poise, to see that at that age."
By sixth grade, Smathers had ditched the wing T in favor of the spread double-wide shotgun hurry up. Watch film of Burrow's sixth grade team, and you might think Joe Brady was designing the passing concepts. He read defenses, threw outside the hashes, and took shots downfield. The team played their games in Peden Stadium on Ohio's campus, and Jimmy's office overlooked the field.

"I could just turn my chair around, watch Joe, and continue to do some work," Jimmy says. "Every Sunday, I could see him play."
At night, they'd watch film, Joe's sometimes, players Jimmy was recruiting other times. Jimmy tried not to force football on his son, but Joe devoured it. If the TV was on, there was a good chance he was watching football – with a coach's eye.

"We all sat and watched that, honestly," Robin laughs. "That's just what he thought was normal – to sit and study the game. He didn't know any different."
On the field, it worked to his advantage, except when he played scout team. Smathers, a defensive coach by nature, put Burrow in on scout one week to run an opponent's offense while he was working on schemes with his defensive players. As the defense piled up stops, Burrow huddled his teammates up and designed a new offense on the fly. *Joe!* Smathers shouted. *Stick to the script of what they're running!*
"He was drawing up things they weren't running to get us," Smathers laughs. "He said, 'No, I can beat that defense.' And this is in sixth grade. That's Joey. That's how his mind thinks.

"When you have a guy like that behind the wheel, throw him the keys to that Ferrari, baby, and let him run it."

TOM VANDER VEN SAW IT on the basketball court.
Tom, Sam's father and Joe's fourth-grade basketball coach, is a Professor of Sociology at Ohio University whose areas of research include criminology. Early on, he saw signs in Burrow he'd only previously seen in studies of first responders.

"Most of us, when it's a high-intensity situation, an anxiety-producing situation, we run in the other direction," Tom says. "So that's why law enforcement, emergency medical services personnel, those who are successful at the job, are unique people, because they run towards danger. Most of us run away from it, or it's such a stressful situation that we don't feel comfortable in that situation.
"I think Joe thrives on that."
Both Vander Ven men bore witness to that quality during a game pitting Burrow's fourth-grade squad against Maysville, a town about an hour north of The Plains. Maysville held an eight-point advantage with 30 seconds left, and Burrow's team was down to just four men after several players fouled out.

So, Joe took over. First, a steal, then a drive to the basket for an and-one. Burrow was happy to embellish the contact. He's always hated losing.

"It was the best selling job of a blocking foul that I've ever seen," Tom says.
Then, the free throws. Tom remembers Burrow hitting about seven in a row. While he and the head coach were "coming unglued on the bench," Burrow was the epitome of calm at the line.
"Nine year olds don't hit more than two free throws in a row," he says. "There was a stoic, flat, poised look on his face, standing on the free throw line, draining one after the other."

If you think nine year olds struggle from 15 feet, back them up to 19 feet, nine inches, where the shots are worth triple but are more likely to find the top of the backboard than the bottom of the net. Sam isn't sure if Burrow had ever taken a three before that moment, but that's what the moment called for.

"Joe put the team on his back," Sam says. "We were in fourth grade, and we barely shot 3s. All of a sudden, when we needed it, Joe created a three-point shot."
Thirty ticks of the clock later, Athens won, and Tom Vander Ven learned a lesson he would never forget.
"If the ball's in Joe's hands at crunch time," he says, "you just know he's going to get it done."

JEFF SKINNER SAW IT on the basketball court, too.
He was Burrow's coach for four seasons at Athens High School, where, after football season, he racked up four all-division honors and, as a senior, made All-State and was the TVC-Ohio Player of the Year. In fact, after his wiffle ball days, basketball was Burrow's first love.

He idolized – still does – Cleveland Cavalier Matthew Dellavedova, and in junior high, Robin would drive him from baseball games an hour and 15 minutes twice a week for AAU practice in Chillicothe. He did homework on the drive there and back and arrived home in time

for bed. As a sophomore, Creighton called and expressed an interest in recruiting him. "Most people think if he'd have just chosen basketball," Jimmy says, "he probably could have played Division One basketball."

What stood out to Skinner about Burrow's prep career was his leadership and intelligence. Skinner called Burrow – with apologies to his son – the smartest player he ever coached, and he marveled at how the other players would follow in Burrow's silent footsteps.

"His leadership is almost prophetic in nature: he doesn't even try to lead, and other people follow him," Skinner says. On the floor, Burrow was his best post player and his best point guard. He played everywhere, prepared like a maniac, and mastered the rules of Athens' matchup zone. When people would ask what the rules of the defense were, Skinner would reply, "I don't know. You're going to need to ask Joe."

Just once does Skinner remember raising his voice at Burrow. That came at halftime of the district semifinals during his sophomore year, when Burrow took just two shots and Athens entered the locker room trailing by 15.

"I was just trying to get everyone involved," Burrow said.
"We need you to take over this game," Skinner replied.
Burrow obliged. Two quarters later, Athens won, and four quarters after that, they had won the school's first district championship since consolidation in 1967. "After the game I wanted to do cartwheels and back handsprings across the gym floor at Ohio University," Skinner says. "I turn around, and there's Joe and the boys. They're just getting in line to shake hands, because that's what they did. They just won."

Skinner still marvels at two stories which indicate Burrow's commitment. After he signed with Ohio State, the Buckeyes asked him to enroll early, which meant Burrow would miss his senior season of basketball. Burrow declined – he had a job to finish on the court.

"That was a big deal to me," Skinner says. So was the time Burrow threw for Urban Meyer at a passing camp in Columbus, then drove two hours to Knightstown, Indiana for a summer basketball game in the historic Hoosier Gym.

"He's walking in the door as we're getting ready to tip," Skinner says, "lacing up his shoes, and I'm yelling, 'Timeout!' And the referee says, 'You can't call a timeout. We haven't even started yet.'"

RYAN ADAMS SAW IT in middle school P.E.
Before he was Burrow's high school football head coach, Adams had his future quarterback as a student. Once again, basketball provided the window to the intangibles he'd later use to thrive on the gridiron. By far the best player in the class, Burrow – "on his own," Adams insists – would partner up with "two of the guys that, in all honesty, nobody else was going to put on their team" for three-on-three games.

"He would clean everybody out," Adams says.
So, Adams made it tougher. First, Burrow couldn't score two straight buckets for his team. Then, he couldn't score at all. Didn't matter. Still won.
"You should have seen this dude toss the ball off, setting picks, screening off other guys so that they could just put these little cherry shots in," Adams says. "He just works so hard at making other people around him better.

"He had them kids red-cheeked."
By the time he reached high school, Burrow had established himself as one of the school's best athletes, but his future under center was TBD. He'd started as quarterback on the freshman team, running a similar pass-heavy attack he'd been leading for Smathers' teams since sixth grade. Occasionally, he practiced with the varsity, impressing in his scout team duties all over the field.

That year, the Bulldog varsity squad won its conference with a sophomore signal-caller starting its last three games, and Joe entered the offseason planning to play wide receiver and defensive back the next season.
Man plans, and God laughs. The quarterback ahead of Burrow moved to California, clearing the way for him to take the reins of the offense. That quarterback? The same kid whose decision to not play football as a fourth grader opened the door for Burrow's initiation to the position. Hello, third star.

Meanwhile, Adams hired one of his former players, Nathan White, to take over as offensive coordinator. His offense of choice? The spread system Burrow had been groomed to operate since middle school grade.

"Just like LSU," Jimmy says, "they put in the spread offense."

"The new stuff we brought in [at LSU]," Burrow says, "it fits what I've done since high school."

The stars are piling up at this point. "We just had so many things that came together to make what happened here happen," Adams says.

THEY ALL SAW IT in high school.
From his first game with the Bulldogs until his last, Burrow marveled, constantly setting the bar higher with each record-breaking performance.
It started before the games, with the summer 7-on-7s. That's when Jimmy got suspicious that his son might be the real deal – a legitimate D1 prospect at quarterback.

"They were just throwing the ball all over the place," Jimmy remembers. "And I asked one of the coaches, 'Is this normal for Athens?' And he said, 'Absolutely not.'"

Burrow was 160 pounds soaking wet, but he understood the scheme, where to throw it and when. In his debut, he tossed for 229 yards and three touchdowns in a loss to Gallia Academy.

"It didn't really hit me until like the first varsity game he started as a quarterback," Sam Vander Ven says. "He was a skinny, 160-pound quarterback, and he was just absolutely picking apart defenses. Even though we lost, we were just like, 'Yeah, he's arrived. It's only going up from here.'"

The next week, the Bulldogs were in another shootout, this time with Watkins Academy. "A pinball machine" game, Adams says. "Back and forth. Back and forth." Watkins struck just before half to pull close, before Burrow unleashed a 45-yard rocket for a back-breaking touchdown. By the game's end, Athens had won 62-54, Burrow had thrown for 324 yards and four touchdowns, rushed for 144 yards and two more touchdowns, and Adams realized he had a difference-maker in green and gold for three more seasons. "We just knew," Adams says, "that we had our hands on a really special kid."

Once he settled into the job, Burrow started showcasing all the intangibles that have helped elevate him into the Heisman forefront at LSU: toughness and competitiveness, poise and preparation, persistence and grit.

White quickly learned how much his quarterback loved to hit – and get hit – during his sophomore season. In games, Burrow sought out contact, refusing to slide or avoid tacklers in the open field.

(Sound familiar?) In practices, Burrow begged his coaches to get him more snaps on defense.

"I think we might not ever know anything about Joe Burrow if we had let him have his way," says John Rogers, who was an assistant coach for Athens during Burrow's career and is now the school's assistant principal. "I think he'd have been like the middle linebacker on the football team, because he was a hitter, he was a great form tackler."

"You talk about a kid that takes great pride in laying a hit," Adams adds. "He loved that stuff. That's what he lives for, those opportunities to be able to be physical out there on the field."

It didn't take White long to realize the best way to get his quarterback going was to run him. One game in the middle of his sophomore year, Burrow and the offense were sputtering. *Man,* White thought. *I'm just going to run Joe until he gets into this thing.* It wasn't exactly QB sneak on bump for 60 yards, but it had the intended effect. "He started rolling, got a few hits," White says. "He was like a different man after that."

Burrow would finish the game with 161 yards on 23 carries, and for the rest of his prep career, Burrow ran the ball on the second or third play of every single game. To this day, White – now the head coach at Athens – runs his quarterback early to get them going.

"I enjoy getting hit sometimes," Burrow says. "It makes me feel like a real football player instead of a quarterback. People can look down on quarterbacks sometimes if they're not taking hits. I like mixing it up in there."

What set Burrow apart, though, was his mental approach to the game. He didn't just process White's game plans. He questioned them. *Who are we reading? Can we change this if we get two high, one high?* He also contributed to them, once he gained his coaches' trust.

"He had so many questions," White says. "That was the neatest part. He was so smart and so great at it, but he always wanted more. The thing that set him apart was his desire to learn the scheme and know exactly what we're doing."

His preparation was unmatched. Burrow spent hours after school on the board with White, drawing up plays and schemes. At home, he watched tape with his dad, studying the previous Friday's game every Thursday to learn from his mistakes. He didn't make many mistakes, but when he did, he responded with brilliance.
"After he threw an interception – which was not very often in high school – he would light somebody up," Tom Vander Ven says. "Whoever picked him off, he would make them pay."

His preparation paid off, and it also served as a pressure release for Burrow. The bigger the game, the bigger the moment, the better he played – because, in no small part, of how much he prepared for those games. Higher stakes increased his focus in a way Tom Vander Ven chalks up to first-responder's DNA.
"He's just relentless in preparation,"

Adams says. "I think that's how he ends up dealing with the pressure in big games. He always had his best games when the most was on the line. He deals with that by just preparing and preparing and preparing."
As his career progressed, his confidence grew. Rogers remembers picking on Burrow before one rainy game against Meigs High School, telling him the weather wouldn't allow him to throw the ball all over the yard the way he liked.
"The rain doesn't touch my ball," Burrow barked back.

His confidence was also contagious. Tom Vander Ven points to an overtime win over Tri-Valley during Joe's junior season. When the Athens defense forced a field goal on the first overtime drive, Vander Ven knew the game was over. It was in Joe's hands, now, and like a first responder, Joe thrives under pressure.

"I'm such a pessimistic sports fan," Vander Van says. "My teams are all terrible. And they all break my heart. But in that situation, I knew. As soon as we got the ball, I knew, 'This game is over.' He instills that kind of confidence in people and his teammates and his fans. You just know he's going to get it done."

By his senior year, Burrow was 40 pounds heavier and an unstoppable force in the Tri-Valley Conference. He threw for 4,445 yards and 63 touchdowns with just two interceptions, rushed for 642 more, and even caught a touchdown pass on his own deflected pass. Athens set an Ohio record with 861 points and marched to the state championship game for the first time in school history. Burrow played both ways in a 56-52 shootout loss to Central Catholic, throwing for 452 yards and six touchdowns on offense and playing every snap on defense.

"It was continuous Iron Man football for him," Rogers says.

The defeat broke Burrow's heart, despite his own valiant play. He called it the worst day of his life in a teary-eyed postgame press conference, and three days later, when he posed for his senior basketball picture, the aftermath still rested heavy in his eyes.

"He carried that loss with him quite a long time," Jimmy says.
College coaches didn't care. They loved everything they saw in Burrow, who, by this time, had won Mr. Football and signed with Ohio State. Still, when they showed up to ask Adams about his quarterback, he gave them all the same line.
"That's the SOB you don't want on the other side," Adams says. "Because he's going to find a way to beat you."

THEY ALL SAW IT in college, too, even as Burrow's opportunity to shine in Columbus never manifested itself.
Burrow knew what he signed up for when he signed with the Buckeyes. His freshman season, he shared a quarterback room with Cardale Jones – who had just led Ohio State to the national championship – and JT Barrett, who would finish his career with 25 school records and the most touchdown passes in Big Ten history.

Never once did he shy away from the competition. A late-bloomer in recruiting circles, Burrow kept a chip on his shoulder throughout his time at Ohio State. He knows the names of all the players who were ranked ahead of him by recruiting services and the guys who made Elite 11 ahead of him.

"I had this great high school career, and then I got to Ohio State, and I'm thinking I'm going to be the man after one year, two years max," Burrow says. "It just didn't end up happening."

As a redshirt freshman, Burrow played in five games, completing 22-of-28 passes for 226 yards and two scores as Barrett's backup. His sophomore season, he played in five more games, going 7-for-11 for 61 yards, while freshman and future first round NFL Draft pick Dwayne Haskins entered the fold.
Barrett's graduation opened the door for a battle between Burrow and Haskins for the starting role in 2018. It was neck and neck all spring, and Burrow showed, with 15-of-22 completions for 247 yards and two touchdowns in a breakout spring game performance, that he could produce at this level.

"I knew that he could have taken that job," Sam Vander Ven says. "I knew he was good enough for it."

"The Ohio State thing was frustrating," Jimmy says, "because most people there would say, 'Hey, you can play here. You and Dwayne Haskins are dead even. You can be a great quarterback.'
"But the opportunity was just never there, and I think he uses that as incentive at LSU."

Haskins won the job. Burrow was the backup. At Athens, they were stunned. How could Columbus not see what they in The Plains had seen for years.
All he needed, they knew, was a chance.
"The most frustrating thing for me was wondering, *Is he doubting himself at all*? Because I never wavered once," White says.

Burrow talked with his family. He talked with his coaches. He had a decision to make. He had a question to ask himself, an answer to discover.
"I talked to Joe and said, 'Hey, man, what's the plan?'" Rogers recalls. "I think Joe was kind of sorting it out: 'It depends on what my goals are. If my goal is to try to make it in the NFL, then I've got to make that decision. If it's to just get my degree and go into business and just sort of leave football behind me, I've got to make that decision.'

"For my own selfish reasons, I was hoping he would make the decision to do what he did. So that I could keep following this story."

Schools across the country came after Burrow, perhaps even more than came after him in high school. Jimmy and Robin helped him whittle the list to a select few. He wanted to go to a school that needed a quarterback, but he didn't want to be handed the job. He didn't want to drop down outside of the Power 5.

Most importantly, he wanted to win.
In LSU, Burrow found both a fit and connections. The Tigers needed a quarterback, and they also had ties to the staff through Bill Busch and Dave Aranda. Busch coached at Nebraska during Dan Burrow's – Joe's older brother – senior season and at Ohio State during Joe's freshman season, while Aranda and Jimmy knew each other through coaching circles.

Serendipity struck again, this time in the stars above Wesson, Miss. Jimmy, a Mississippi native, was recruiting at Copiah-Lincoln Community College the spring before Joe's transfer when he bumped into LSU offensive coordinator Steve Ensminger. *Hey, Coach*, Jimmy said. *He's trying to decide what he's going to do as far as transferring. If you're interested, it might happen.*

LSU was very interested. Burrow and his parents visited Baton Rouge in May, and Dan, a resident of Houston, joined, too. Robin handled the academics and logistical side of the visit. Jimmy and Joe talked X's and O's with Ed Orgeron, Ensminger, Busch, and other LSU staffers. A conversation scheduled for two hours went four.

"He needed to understand where they were going with the offense," Robin says.
The Burrows bought into LSU's vision. Joe took a week to make up his mind, shutting out even his parents on his decision-making. His other primary suitor was Cincinnati, and he bounced ideas off his brothers for a week while making up his mind.

Eventually, the idea of playing for SEC and national championships won out over playing closer to home. Joe had to compete, and he had to compete at the highest level.

"Some people still thought, *Well, he couldn't play at Ohio State, maybe he should just drop down a level*," Jimmy says. "I think in his mind, picking a school in the SEC that was capable of doing what they're doing now but hadn't done it in a while was key.

"It came down to playing football at the highest level and a chance to win the national championship. That's why he went to LSU."

THEY ALL SEE IT at LSU, now.
They're just happy everyone else can see it, too.

"Everyone around here probably had a collective sigh of relief that we weren't just seeing things," Rogers says. "Nobody is shocked."

Burrow had little time to settle in upon his summer arrival in Baton Rouge. He had to learn a new offense and a new roster. He knew, he guesses, the names of 10 players, maybe, when he first walked into the LSU locker room.

His parents spaced out their visits. They tried to balance keeping him comfortable and connected to family with giving him space to find his feet in a new city with an entirely new culture, and a new program with a foreign scheme.

"I had never been under center before," Burrow says. "I had never done that footwork before – play action, turn your back, seven step drop, that was brand new to me. I had to learn that in about a month and a half."

To Joe, this was a business decision. He treated LSU like a graduate internship. There was no time to waste on the excesses of college. Win a job, then win some games.

"I had my three years of being a college guy," Burrow says. "I graduated and moved down here, and I looked at it as my first job out of college. That means you have to be a pro. No nonsense. No parties. Nothing like a normal college guy. I looked at this like a regular job."

He got through his first year at Baton Rouge on sheer grit, with his talent and toughness taking over where his comfort levels were deficient. The family knew he was at home before he ever took a snap. The only photo Joe has in his Baton Rouge apartment, they say, is from the moments before the 2018 opener against Miami, when he threw up an 'L' with one hand while walking away from a pre-game scuffle with the Hurricanes.

"You knew right then," Jimmy says, "that he was part of the team, that he cared about that team, and they cared about him."

Other turning points included the road win at Auburn and the home win over Georgia. Those were moments of realization for Burrow and his family – *Joe can do this.* Same guy, different jersey.

Even the lowest moments served as a platform for Burrow to grow. His late pick-six in a road loss at Florida stung almost as much as the state championship defeat in high school.

"I was 100 percent sure that he was going to do exactly what he'd always done," Robin says of the Florida loss. "Drive his team down the field and score. I was just dumbfounded. And he was heartbroken."
"But you can't be heartbroken for very long in the SEC."

Burrow took more lumps – the overtime loss to Texas A&M "was the second dagger," Robin says – but he's always had an ability to catalyze defeat, to harness heartbreak and transform it into motivation and clarity of thought. He takes defeats hard, but they don't hold him back. In fact, they have the inverse effect.

"He can channel that frustration into positive energy," Robin says. "I think he definitely internalizes things a little bit, but uses it in a positive way."

LSU's move to a true spread attack during the offseason gave Burrow the external impetus to match his internal motor. When

Orgeron hired Joe Brady from the Saints, Barrett – a practice squad player in New Orleans during Brady's time there, if you're looking for yet another star to fall into alignment – instantly called his former teammate. *You're going to love Coach Brady,* Barrett said, *and he's going to bring a lot to your offense, to your team.* "Joe was sold before he ever even met Joe Brady," Jimmy says.

The rest is history – literal, actual, quantifiable college football history. Through nine games, Burrow has thrown for 3,198 yards, 33 touchdowns, and four interceptions while completing 78.9 percent of his passes. He's on pace to break the LSU and SEC single-season passing records, as well as the national completion percentage mark. After leading the Tigers to their first win over Alabama in eight years, he's the Heisman favorite.

Most importantly to Burrow, he's 9-0. "That's all that's ever mattered to me: winning games," he says. "When my stats weren't great last year, and we were winning games, I said the same thing. I'll say the same thing this year."

In The Plains, as Burrow smashes records and smothers defenses, they say the same thing they said 15 years ago, when Burrow walked up the hill to football camp with his sunglasses and set the town on fire for a decade, one touchdown at a time: "That's Joe."

"This is Joe," White says. "What he's doing right now, it sounds crazy to say, but it doesn't surprise me at all. I thought he was this good when he was a sophomore in high school. And I'm so proud that he's gotten here."

Adams knew it after one game. When he saw Burrow dismantle Georgia Southern in the season opener, it was déjà vu all over again. He'd seen this all before. The same plays. The same firepower. The same execution. The same executioner at quarterback.

It was Georgia Southern and Texas and Tri-Valley and Meigs and Alexander and Nelsonville-York and it didn't matter who, because when Burrow has that kind of offense at his fingertips and that cocktail of confidence and competitiveness in his bloodstream, you're powerless to stop him.

"After the very first game this year, once I saw them executing that offense the way that they were, I had a lot of faith at that point in time that he's going to light it up all year long, as long as he stays healthy," Adams says.

"From the bottom of my heart, I knew that he could play with anybody," adds Sam Vander Ven. "But as good of a friend as he is to me, seeing Heisman is just like, 'Oh my god, like he's a front runner for the freaking Heisman Trophy.' That's still very hard for me to believe. But I don't doubt that his skillset is worthy of a Heisman." No one does. Not anymore. Not after hooking Texas, chomping Florida, and rolling up more points on a Nick Saban defense than any quarterback since Drew Brees. (There's divine destiny in that detail, too: Burrow's favorite team as a kid was the Saints.)

"It's amazing how the stars have had to align, to get to this point," says Jimmy, who retired before the season to watch his son's final season. "And so far, they've lined up pretty good."

"This is why I decided to transfer," Burrow says. "I wanted to play. I knew I could play on this stage...I always thought I would be on this stage, but I didn't think I would be in this jersey. It's been a bumpy road and a long one, but I couldn't be in a better place."

THE REPORTERS SEE IT, too, the vision Burrow tried to express months ago. Moments after beating Alabama, Burrow is back in front of the media – many of whom were among those questioning Burrow that summer day in Thibodaux. Burrow's hair is still short, his smile still ear-to-ear, but now, what he knows is no secret.

With his Heisman bona fides in plain sight and his team leading a championship charge, Burrow is asked about those comments, that promise of points to come, the assurance he's long since delivered upon, the repetition of history, the perfect alignment of those stars.

"I told you," he smiles. "Nobody believed me. I told you."

People believe what they see, and they believe now. They see the evolution of Joe Burrow isn't really an evolution at all. He is who he was; he will be who he has been. All that's changed is the stage and the stakes, the platform from which he wows the world. The most transformational player in college football has transformed very little.

This is who Joe Burrow has always been. He's just been given the opportunity to be seen.

Now, everyone sees. It's what Burrow always saw in himself, and what The Plains saw long ago. The fire. The poise. The grit. The talent.

That's him. That's Joe.

The echoes of the past are heard in LSU's and Ed Orgeron's present

THE ATHLETIC
BY BRUCE FELDMAN
November 10, 2019

A subplot of the Ed Orgeron coaching evolution story that reached another level Saturday with a huge road win against Nick Saban's Crimson Tide has been about how many people have been proven wrong. Those who said that he was just a recruiter. Or that he was way in over his head. Or that he simply wasn't a head coach.

But while watching LSU roar out to a 20-point first-half lead Saturday, I kept thinking back to the people who were right way back when, in the latter days of Orgeron's tumultuous three-year run as Ole Miss' head coach. And for that, you actually have to go back to the first time Orgeron and Saban met as coaches.

It was mid-October, 2007. It was Saban's first season in Tuscaloosa. Expectations were soaring about what he was building. The Tide was 4-2. Meanwhile, the Rebels were 2-4 and starving for a turn-the-corner victory. Orgeron had recruited exceptionally well in Oxford, forging a talent base that would springboard his successor Houston Nutt to two Cotton Bowls in his first two seasons.

Before Saban came to Oxford that year, the Rebels almost knocked off Tim Tebow and No. 3 Florida and fumbled away what would've been a 14-0 lead at No. 15 Georgia a few weeks earlier. The year before, they'd lost in OT at No. 9 LSU; lost by six to No. 7 Auburn; lost at Alabama in OT and lost to No. 10 Georgia by five.

The buzzards had begun to swirl around Oxford by Year 3. A program stocked with young talent desperately needed something good to happen on the field.

The Rebels went toe-to-toe with the Tide that afternoon. Ole Miss had a 24-17 lead in the fourth quarter before a long punt return and 'Bama interception return gave the Tide a 27-24 lead. Alabama had the ball and had driven deep into Ole Miss territory. The Tide set up for a field goal, but Saban called fake that Greg Hardy, who Alabama hadn't been able to block all day, destroyed.

Ole Miss took over at its 14. Walk-on QB Seth Adams moved the Rebels into Alabama territory in the game's final minute. Ole Miss faced a fourth-and-22. Adams heaved the ball deep up the left sideline, and wideout Shay Hodge leaped and appeared to pull it out of the hands of a Tide DB to set up the Rebels up at the Alabama 4 with seven seconds remaining. The Ole Miss sideline erupted. The Rebels sent in Hardy, who also played for the Ole Miss basketball team and had snagged a TD pass in the season opener. The plan was to throw him a fade in the corner of the end zone and win the game.

Being on the Ole Miss sidelines that day, I remember how confident that team was at that moment. Hardy, who had 13 tackles, five TFLs and three sacks that afternoon, was going to cap that frantic comeback. And then Saban called a timeout. And the refs deliberated. And deliberated. Saban argued that Hodge had run out of bounds and re-entered the field to make the catch. To overturn the catch, the officials would have had to rule that not only had Hodge run out of bounds — and done so on his own — but also that he was the first to touch the ball. It didn't appear from replays that either of those things was conclusive.

And then, after five minutes of deliberation, referee Penn Wagers announced to the crowd the play was nullified after video review. Orgeron threw up his arms in disgust. Rebel fans threw a bunch of debris, including a pair of red high-heeled shoes. Game over.

An hour after the game, there was a heavy feeling of disbelief hovering over the Rebels' indoor facility as players and staff began to file out of the building. Some felt as if an SEC official would walk in at any moment and concede, "OK, we blew it." Maybe they'd get a do-over from the 'Bama 4.

I don't know if anyone was more crushed than Orgeron's wife, Kelly. Coaches' wives have a perspective no one else in a football program has. They rise with every touchdown and recruiting victory and cringe with every dropped pass and bad headline. They also usually aren't as insulated from all of the hot seat chatter.

"The worst part is," Kelly Orgeron told me then, "I think the fans feel like we deserved to win, but with this being the Bible Belt, I'm sure some of them will think, 'Well, you know, maybe this just isn't meant to be.' "

The coach who went 10-25 at Ole Miss and was mocked at every turn is now 8-1 against Top 10 opponents in the past two years. His team smashed a Saban team like no one outside of Dabo Swinney has ever done in the past decade.

It's worth noting that the guy who for so long was hailed as the ace recruiter torched the Tide's defense with a quarterback, Joe Burrow, who Rivals labeled as a three-star recruit coming out of high school and a running back, Clyde Edwards- Helaire, who was a three-star according to 247. Their go-to receiver Justin Jefferson was a two-star who some LSU teammates thought was a walk-on when he first arrived, and the anchors of the Tigers' offensive line, Lloyd Cushenberry and Damian Lewis, also were three-star guys.

Burrow is now the Heisman frontrunner. Edwards-Helaire put up 180 rushing and receiving yards against 'Bama, with 74 of

his 103 rushing yards coming after contact, according to Pro Football Focus. And Jefferson is the team's leading receiver. And the architect of LSU's stunning offensive metamorphosis, passing game coordinator Joe Brady, was a virtually anonymous assistant until Orgeron plucked him from the New Orleans Saints staff.

When Orgeron arrives at his office early Monday morning to prepare for Ole Miss, he will start his workday the same as he has ever since he got his dream job in Baton Rouge. He will say his prayers about how thankful he is to be living his dream, leading the program he grew up rooting for.

Football coaches are seldom ones to be nostalgic, especially this one. Their whole world is predicated on looking ahead. But inside, Orgeron knows all of the wild twists and turns his coaching life took to get him to that magical moment Saturday night when LSU slayed Alabama and he beat the greatest coach in the history of college football in his own house.

Shay Hodge, the former Ole Miss receiver whose acrobatic catch got overturned a dozen years ago against Alabama, was actually at Bryant Denny Stadium to watch Saturday's game. He was sitting in the Alabama section. One of the kids he mentors, Deion Smith, is a Top 100 recruit in the recruiting class of 2021 who is committed to Mississippi State.

Hodge says he was proud of his old coach. "It basically happened the way I thought it would," he said.

One of the keys plays in the game as LSU stormed out to a big lead was a catch by tight end Thaddeus Moss along the right sideline deep in Alabama territory. Initially, it didn't look like a completion, but Moss, who had come back on the field to make the play, had been ruled to have been forced onto the sideline by the 'Bama DB. According to the SEC officials, that wasn't a reviewable play. What was reviewed was whether Moss was in bounds when he caught the ball, and because of the force out by the Tide, the tight end could be the first player to touch the ball. Three plays later, LSU scored to go up 26-13.

"That play reminded me of my play," Hodge said. "I didn't think it was gonna count. I thought it'd be overturned."

Hodge said that on his play, it was much clearer that the Alabama DB pushed him out of bounds. "I was like, 'How did you not see him pushing me out of bounds?' " he said. He also said that even if he didn't get forced out of bounds, he wasn't the first player to touch the ball. "He caught the ball a little before me. I was pulling it out over his hands."

Hodge left Ole Miss as the school's career leader in receiving yards. He, too, said he's amazed by the change in his old coach. "He had to learn to grow," he said. "He was a rookie coach and used to being so hard-nosed. He learned to stop micro-managing. He had to learn to back off of us some. We used to practice so much that by the time the games came, our legs were dead. As a motivator, though, we used to be ready to run through a wall for him."

The change in Orgeron happened after he got fired from Ole Miss. He learned from his mistakes in Oxford and from the mistakes his colleague Lane Kiffin had made at Tennessee and USC, where they worked together. But really, something bigger has happened.

Kelly Orgeron is convinced of this, and if you were there that day in Oxford when the red high-heeled shoes got chucked onto the field after the SEC refs overturned that call, and if you mapped out all of the things that had to happen for Orgeron to even get the LSU job, you probably are too. And that was before the refs ruled on that Thaddeus Moss play along the sidelines Saturday that went against Saban's team.

"To me, I can see and feel God's picture being painted," Kelly Orgeron told *The Athletic* on Sunday morning. "The ups and the downs; the perseverance and seeing Ed making the changes from the Ole Miss days. He made lists. He documented pages and pages of things. He would change and do for the better. A lot of that is giving more of his heart. Everybody can see that in this day and time Ed Orgeron loves those kids, and he loves them like they are our own. Just to see our faithwalk and his journey, it's awesome."

Kelly Orgeron also had thought back to that Shay Hodge play against Alabama. "When it is blatantly overturned like that, well, that door was shut for a reason," she said. "It's hard to accept at the time. You just know that God has better plans and a bigger stage for you. And that is how my heart has felt all along."

These are some of the things that had to occur for Orgeron to get another chance at being a head coach. Kiffin not only had to be fired at USC, but if it didn't happen so early in the season as it did, Orgeron wouldn't have had enough time to show people that he'd made significant changes, which he proved going 6-2 while rallying the team. But then-athletic director Pat Haden felt otherwise about Orgeron's candidacy and hired Steve Sarkisian.

He'd told Kelly on their flight home to Louisiana after getting passed over by Haden that aside from the day he buried his father, it was the worst day of his life. "No, it's not," she told him. "God has a bigger plan."

"One of my worst days turned out to be my best day," Orgeron told me a while back.

Two years later when LSU fired Les Miles, it did so early enough in the 2016 season to afford Orgeron, then the Tigers' defensive line coach, the opportunity to

prove to LSU brass that he was right to take over permanently. Keep in mind that Miles was rescued from the hot seat late in the 2015 season by his players, because if LSU had dumped Miles then, Orgeron would have had no shot.

"When everybody watched that whole thing with USC unfold, I feel in my heart — and not just saying this because he's my husband, he did everything right for that program," Kelly Orgeron said. "Everything. He loved on those kids, brought those kids back to believing in themselves. Just pouring positive things into those kids' lives. That was what he thought was the ultimate job. 'Oh my gosh, to be the head coach at USC.' You know how hard we worked for that job. We have great memories from USC. But when that door is blatantly closed like that, 'Well, O.K., God has a bigger plan, and it's a better plan and it's where you are supposed to be.'

"It's been the whole journey. I would hope that everybody that sees Ed Orgeron, they see the man he is and the changes and things he's done to become a better person. He's a changed man. He loves on those kids and their families. During the recruiting process, when he says we'll take care of their kids, he truly means it."

Her husband is a believer too. Lord knows he is grateful for the way this has all played out. "I say my prayers," he said. "I just believed. It's not hokey-pokey stuff.

"This is a powerful place. We have a great staff here, great kids and great support."

When I brought up the eerie connection between the Hodge play and the Moss catch to Orgeron on Sunday morning, he let out a big laugh.

"It came back to us," he said. "How about that? There is a God above.

"You know literally, as we're talking about this, they're showing that play on ESPN right now."

How a progressive-thinking Ed Orgeron has overhauled his approach, his team and his narrative at LSU

THE ATHLETIC
BY BRODY MILLER
November 8, 2019\

BATON ROUGE, La. — What's your perception of Ed Orgeron? Start there. It has to start there. Everything involving Orgeron starts there, because that piece of the puzzle jumps out at people. The hard, gravelly Cajun voice. The barrel-chested build that looks like he could still play defensive line. The history. Oh yeah, because people will never forget those failures.

Everybody has a perception of Orgeron when they meet him. Can you blame them? But most often, that perception is of a brute, a line coach, a glorified recruiter. They think he talks funny and must not be all that smart.

Jack Marucci admits it. The longtime LSU trainer had those thoughts when a new defensive line coach named Ed Orgeron arrived at LSU. He thought, "Here comes the old-school coach. Here comes the bull in the china shop."

Then he spent time with Orgeron. He'd enter the coach's office, going through injury reports, and they'd sit together and watch film. They'd talk about football and life. That's when he learned.

"'Holy cow, this guy has got it,'" Marucci realized. "My eyes were opened up to him."

It's a common story. Legendary defensive line guru Pete Jenkins thought the same until he met Orgeron. He learned the man knew offense, defense, special teams. Quarterback Joe Burrow carried that perception into his official visit with Orgeron in Baton Rouge last spring. He sat down for an hourlong meeting to break down film and understand what LSU was doing offensively. It lasted three or four hours.

"Coach O is probably one of the smartest people I've ever been around, not only in football but in life," Burrow said.

And here's why this matters. As LSU stands 8-0, as it's ranked No. 2 in the country, as it goes into the Game of the Century Part II against Alabama on Saturday, it does so with Orgeron, a coach who failed at Ole Miss, who was the interim coach few thought deserved the full-time gig, who many thought would be fired by this time last season.

But how did he get here? There's really no precedent for a coaching turnaround this drastic. You'd have to look hard to find somebody who went 10-25 like Orgeron did at Ole Miss and then competed for a national title three years into his next chance. Yes, he's a good recruiter. Yes, he's a good motivator.

Here's the kicker, though. Here's what surprises people most. Marucci has worked for Nick Saban, Les Miles and Bobby Bowden. Longtime strength coach Tommy Moffitt has been under Saban, Miles, Butch Davis and Phil Fulmer. None, they say, is as progressive as Orgeron.

"He's the most innovative, and he's been head and shoulders above other people, because if it makes sense he will change it," said Marucci, an innovator himself. "He's not set in his ways."

So as Orgeron puts himself in Coach of the Year conversations and shocks the world with the program he's elevated, it's a reminder that Orgeron knows what he's doing more than most of America thought. He's not the guru calling plays on offense or defense. He's not the carefully molded coaching prodigy who often rises up the ranks.

But talk to people who've been a part of this LSU ascent back to contention. They'll tell you about how Orgeron turned his career around. They'll tell you he listens. He learns. He trusts people. He solves problems.

"He wants you to think he's 'Coach O from down in the Bayou,'" punter Zach Von Rosenberg said, "but he's Coach O who knows his shit from down in the Bayou."

Ed Orgeron officially becomes the LSU head coach 2016. Here it goes. His next chance. His dream job. You've heard about the binder. He had a plan.

The changes weren't drastic. But he came in with a few core things for what his program was going to be. For starters, it was going to be organized. Every Monday, his staff receives a schedule labeled "Staff Weekly Itinerary" at the top. "I had worked here 15 years and never gotten a schedule on a Monday," Moffitt said.

Another thing? LSU was going to change the way it practiced.

Marucci, Moffitt and the LSU Sports Science Research team had been proponents of this, but nobody listened. Many schools and teams around the country go through long, grueling practices. It makes sense at first. It's more time to get something done, more time to check boxes. But what LSU explored was the science *behind* practice. A long practice in which players are eventually lumbering around in a non-explosive way trains the body to operate that way. Your body adapts to whatever stimuli are supplied to it.

So if LSU practiced for shorter lengths but did so in a way that actually represents how it wants to play on Saturdays, the body would adapt to that speed. Plus, it's better for wear and tear. "We're gonna practice hard within this time frame, and we're gonna practice fast," Orgeron told the team. They reduced the practice time roughly two and a half hours across a week.

The results showed. LSU can measure the overall speed of players in action and combine it to calculate a teamwide average to study. In the context of an entire team, half of a mile per hour is a big deal. LSU has seen improvement as high as 2 mph.

It's something players credit Orgeron for, his ability to know exactly when to pull off on a team or to get back on them. Marucci, a man of science, says Orgeron has the best gut on these things he's seen. Often, the staff will go to Orgeron with a suggestion, and Orgeron already had made the adjustment. This season, for example, Orgeron has already reduced practice time.

What an example like this signifies to Marucci is the ability to listen, something past coaches haven't always done. Orgeron himself didn't always listen at Ole Miss. What often happens is a coach has success and doesn't want to go away from what works, or a coach comes from a successful coaching tree and wants to operate in the exact way his mentor did.

"You never want to hear people say, 'We've always done it this way,'" Marucci said. "Boy, that is a bad statement.

"People with egos, to me, that's just a sign you can be very dumb, meaning people with egos don't want to take any information. They think they know it all."

Players and coaches say that when you go to Orgeron with something, he will sit and hear you out. Moffitt said Orgeron will go to him for an opinion. Moffitt will give it and the next day the change has been implemented. "He asks for advice," Moffitt said. "He listens. He is nothing like people think he is."

These things sound obvious, but Von Rosenberg, a 29-year-old former minor-league baseball player who's seen every kind of coach, will tell you it's not. Coaches do not always listen.

Take LSU's study this offseason of its receivers. LSU was dropping passes at a concerning rate. Marucci and his team studied ocular dominance, the concept — putting it simply — that certain receivers catch passes better at certain angles because their one eye may see it better. He and the Sports Science team had a full meeting in Orgeron's office presenting the data. Orgeron listened, got excited and began working with the team to implement how to put receivers in optimal positions. LSU now has two of the top 11 receivers in the nation in receiving yards per game.

Or when LSU started flirting with The Seeker, which is essentially a mechanical quarterback that has the ability to track receivers and shoot out balls like a JUGS machine exactly where the route requires. Popularized by SMU and used by only a handful of schools at the moment. The Seeker has applications that can assist in passing and special teams. It increases reps while reducing the wear on personnel. The company reached out to LSU. Marucci showed it to Orgeron and athletic director Scott Woodward, and LSU has since purchased one. A Dallas Morning News story says one machine costs $38,000 to buy outright.

And Orgeron's ability to listen works in tandem with his ability to change. Marucci laughs about people in history who've claimed they've changed but are still the same jerk. Orgeron has actually done it, and it's through the same principles. Orgeron took the time to study what went wrong at Ole Miss, to figure out what he'd do differently if he had another chance, and he's actually doing it.

Maybe no move he's made represents this more than the hiring of Joe Brady, then 29, to help run his new offense. LSU needed to evolve offensively out of the "Stone Age," as Burrow called it, and Orgeron first tried with Matt Canada, then tried again with Steve Ensminger. But it was the addition of Brady that turned LSU into the No. 4 scoring offense in the country.

Orgeron also brought in former Saints assistant Greg McMahon to fix special teams. Now, LSU ranks No. 4 in special teams SP+, the highest of any top-five team.

"He'll tell you he's not the smartest guy in the room," Von Rosenberg said. "But if you have a question that he can't answer, he'll find the smartest guy in the room to answer that question for you."

And it's in this evolution that Orgeron may have grown the most.

Jenkins and Orgeron used to sit together before defensive meetings every day, one defensive line guru with another, and study film. Orgeron would have an assistant bring snacks — Jenkins remembers smoked almonds and Coca-Cola — and they'd sit, watch and talk. He worked for Orgeron at both USC and LSU. These were some of his favorite memories.

And in many of these lengthy conversations, Orgeron would speak of what went wrong at Ole Miss.

"Sometimes I'm in bed at night, and I think about how I treated them," Jenkins recalls Orgeron saying. "I made up my mind that I would never do it again."

Orgeron has spoken openly and often about how he acted at Ole Miss. He coached like the defensive line coach at all times. He screamed at everybody. He tried to coach every position and didn't trust his assistants. If something went wrong, he'd tear into the coach in front of the team.

He told SBNation in 2016 he learned to address something with a coach after practice. He learned to delegate. He learned he didn't always have to be the hardass. His players could like him. The stories go long about how he changed the culture at USC when taking over as interim coach for a fired Lane Kiffin in 2013.

"That team was much more fractured than the team was at LSU," Jenkins said. So one of his first missions was to bring the team together. It was little things, like how Kiffin had the team on a strict nutrition plan and disallowed desserts. Orgeron came in one day with two cookies wrapped in cellophane — one chocolate chip, one macadamia nut — to signify the return of desserts. Jenkins maintains those actions went a long way.

Now ask Dave Aranda, Orgeron's defensive coordinator, about the culture in Baton Rouge. When asked why — aside from the $2.5-million-per-year contract — he stayed at LSU despite other suitors, one of his answers surprised many.

"As a coach, when you spend so much time doing football, you want to come to work and you want to enjoy that experience," he said. "You want to be around people that are good people, that can laugh with things and cut loose when it's time to cut loose and work when it's time to work. I think O has assembled a group that's very much that way."

It extends to the roster. Outside linebacker K'Lavon Chaisson is maybe Orgeron's closest ally among the players. Chaisson has called Orgeron late at night to speak with him about about something going on with the team or to say something Orgeron said wasn't right.

"He listens," Chaisson said. "If I bring it to him, it's a major issue. The majority of things, I try to handle myself or talk to the team myself and try to calm them down, but if I bring it to him he'll sit the team down and tell them what it is. Coach O's not a person who sugarcoats things or tries to hide anything about it. He tells the truth, and whether we like it or not we know he's always going to keep it honest. That's what we love about him."

Jenkins thinks accountability is the greatest similarity between Orgeron and Saban. "There's not a nickel's worth of difference," Jenkins said. He's worked for both, and in his 55 years around coaching, he's seen accountability as the most important trait in building a program. Jenkins once looked USC coach Clay Helton in the eye after advising him one spring that he won't succeed if the program continued how it

was being run. He's seen too many coaches fail because players get away with anything.

Orgeron hasn't been without player issues in his time at LSU, but troubled players like Drake Davis, Tyler Taylor and Dee Anderson have been either kicked off the team or suspended indefinitely. Important players like Michael Divinity and Justin Thomas were removed from the team indefinitely in the past two weeks.

"When I first got here," Von Rosenberg said, "there were a lot of guys you had to worry about what they were thinking or doing behind closed doors or when nobody was watching. Now, you don't really have to worry about that. You have the right guys."

Moffitt received a call last August from an old high school buddy. They're from the tiny town of Springfield, Tenn. They caught up for a little while. They talked Tennessee football and what was going on in their lives.

And then Moffitt's friend said, "I've got a feeling your head coach doesn't make it past the third game this season."

"I snapped," Moffitt says now. "I freakin' snapped."

He scolded his friend, said a few choice words and hung up. He deleted him from his phone. He blocked the number. He hasn't spoken to him since. Moffitt doesn't mess around with speculating about somebody's livelihood.

But that was the reality around Baton Rouge in 2018. It's difficult to ignore it, no matter how much Orgeron likes to say "Block out the noise." Every outlet had Orgeron leading those preseason "Hot Seat" lists. Like Moffitt's friend said, many wondered if he'd be fired if he lost to Miami and Auburn.

But then LSU dominated Miami. It beat Auburn — in Auburn — on a last-second field goal. It lost to Florida but responded a week later by whooping Georgia by 20. It won 10 games and finished in the Associated Press top 10 for the first time since 2011.

Add another year, and LSU is 8-0. It's No. 2 in the College Football Playoff rankings. Orgeron is 7-1 in his last eight matchups with AP top-10 teams. This spring, *The Athletic*'s Stewart Mandel and Bruce Feldman didn't rank Orgeron among their top 25 coaches. This week on their Audible podcast, they both suggested Orgeron might be in their top five.

So now LSU faces off with Alabama with seemingly its best chance in years. Orgeron matches up with Nick Saban, the gold standard in college football, the undisputed No. 1 coach in the game. Orgeron's got a long way to go, but he's putting himself in the class of top coaches. He likely knows he needs to win this game sooner rather than later, though.

But who saw Orgeron here when he took this job? Jenkins promises he saw it coming, just maybe not this soon. Marucci said he knew he was the guy. But, really, who thought LSU would be here three years after his hiring?

"He downplays himself all the time," Von Rosenberg said. "It's like a chess match. He says, 'I'm this and I'm that,' but he knows what he's talking about. He acts like he doesn't sometimes, but he knows his stuff."

And sometime in the past three years, Marucci decided to tell Orgeron he was wrong. He told him he went in with a certain perception of that bull in the china shop. He told him he overlooked Ed Orgeron.

Orgeron just looked at him and smiled.

"A lot of people do."

Big kicks, crazy tricks and the 'Calvin Johnson of special teams': An inside look at LSU's secret weapon

THE ATHLETIC
BY BRODY MILLER
November 1, 2019

BATON ROUGE, La. — When the blunder made its way around social media, obviously another special teams guru was going to see it. Blake Ferguson saw the clip, the Tulsa kickoff against SMU that went uncaught around the 15-yard line, bounced toward the goal line and dribbled downfield near the sideline as no SMU player jumped on it. The play ended with Tulsa recovering its own kickoff in the end zone for a touchdown.

And LSU's long snapper knew what should have been done. LSU practiced for those situations. Special teams coordinator Greg McMahon makes them go over every bizarre scenario most wouldn't even think of.

So, Ferguson explained to a reporter what should have been done. The SMU player should have placed one foot out of bounds and grabbed the ball, extending the sideline and taking advantage of a loophole in the rule book that would consider the kickoff out of bounds. Instead of a disaster, the ball would have been at the 35.

"That's the edge we have with Coach Mac," Ferguson said. "He's able to teach those things, the smallest little details, the quirkiest little things that can happen. We're always prepared for it."

And while many might not notice it, LSU's special teams has been the quiet catalyst as the Tigers have turned into a top-10 program the past two seasons. It's been the most consistent aspect of a team that has evolved from a top-5 defense and No. 30 offense in 2018 to a top-5 offense and No. 20 defense in 2019.

It has an elite kickoff specialist in Avery Atkins who puts 90 percent of kickoffs in the end zone for touchbacks. It has a top-20 punt unit keyed by punter Zach Von Rosenberg. It has a first-team All-American long snapper in Ferguson. Its return teams have dramatically improved this season.

I know what you're thinking. Less than a week ago LSU had its worst special teams game of the season. There were foolish penalties. Von Rosenberg had two punts under 35 yards. An extra point was missed on a bobbled snap. Derek Stingley Jr. fumbled a punt return. It was a problem.

Despite all of that, though, LSU still stands No. 3 in the country in Special Teams SP+, per ESPN's Bill Connelly, which measures the value and efficiency of each team and adjusts for quality of opponent. It's been a difference-maker in evaluating LSU. The Tigers have the No. 3 offensive SP+, with Oklahoma and Alabama ahead of it. It has the No. 20 defense, with top teams like Ohio State, Alabama and Clemson ahead of it. But LSU's special teams is ranked No. 3. No other team in the AP Top 5 is ranked better than No. 18 in special teams SP+.

But special teams isn't as simple as the guy making the field goals or the return man making defenders miss. It's a detail-oriented collection of units that come down to all the tiny pieces and bizarre scenarios that have LSU prepared.

"The things that often get overlooked, we pay attention to," Von Rosenberg said.

'The Calvin Johnson of special teams'

As the discussion continues, specialists begin to wonder why there aren't more advanced metrics that quantify the impact of special teams players. They have specific stats for everything these days. So Von Rosenberg wonders why there isn't a stat tracking which gunners force the most fair catches on punts. Ferguson thinks there should be something like WAR in baseball that measures a player's overall special teams value. The point is: To understand special teams, you often have to watch closely.

And the reason they're discussing these hypothetical stats?

Because Racey McMath would lead all of them.

McMath is a 6-foot-3, 221-pound freak athlete of a receiver, and he's a solid one, too. He's usually about fifth or sixth in the overall rotation and has 10 catches for 138 yards and two touchdowns. But that's not what McMath is known for. At least not around LSU.

"He's like the Calvin Johnson of special teams," Von Rosenberg said.

Ed Orgeron called him one of the best special teams players he's been around in his 35 years of coaching. McMath's specialty is playing the gunner position, the guy on kickoffs and punts who runs down the sideline to tackle the return man. It's where guys like Jarvis Landry and Russell Gage first made their names at LSU.

McMath is fast, a former Edna Karr 4×200-meter relay star. He's strong, strong enough that LSU played him at tight end for parts of 2018. As Von Rosenberg says, you can't outrun him. You can't block him without getting run over. He even remembers a 2018 game when McMath blew through a double-team to force a fair catch. Plus, when teams double him up, it sets off Ferguson to go unblocked downfield.

"He's gonna get penetration," Von Rosenberg said. "He's gonna get up the field, and you're not gonna stop him. There's literally nothing you can do. He can literally do whatever he wants, because he's that good, that strong, that powerful."

There was a 55-yard Von Rosenberg punt against Utah State in which McMath was about to lay out the returner before he fair caught it at the last second. If that doesn't jump out as impressive, just understand 55-yard punts aren't often fair caught. That's a long punt. That means McMath ran nearly 50 yards downfield in about five seconds.

Ferguson said McMath's impact on kickoffs is hard to see, because McMath makes it to the 15-yard line by the time the opponent catches the ball. So, some kickoffs right at the edge of the goal line that teams would normally return, they kneel for touchbacks because they know McMath is right there.

"He is a weapon," Ferguson said.

The Sniper

Have you seen the video? The video of Ferguson snapping a ball at the LSU facility to perfectly knock the bottle cap off a Dasani water bottle.

Sure, he'll admit it wasn't on the first try. It took about 15 attempts. But this is a rare public highlight for Ferguson. No, the greatest success for Blake Ferguson has been nobody noticing him for four seasons.

For a long snapper, much like an offensive lineman, attention comes with failure. You'll only notice a long snapper because of a mistake, an errant snap that can cost a team a game. So as Ferguson is eight games into his fourth season as LSU's starting long snapper, he's gone unnoticed.

It's the eighth-straight season a Ferguson has been snapping for LSU, as Blake's brother Reid — now with the Buffalo Bills — was a four-year starter and All-American at LSU. There won't be another Ferguson snapping next season, but there will be another snapper from Buford High in Georgia, as LSU freshman (and fellow Buford alum) Quentin Skinner is next in line. That means LSU may start long snappers from Buford in 12 consecutive seasons.

Ferguson is the fifth-year leader of the special teams unit, the one who has to know every player's job and make sure everybody blocks correctly. One of the things he discusses with his linemen most? Having a sniper's mentality.

"The biggest part of that mentality is you have one shot," he said. "You have one play to do your job and do it properly. So we have to attack every single play with that mentality."

Most players on a football field have three or four downs in a series. They have somebody they're going up against and trying to beat.

"Our one on one isn't against anybody," he said. "It's against ourselves."

As for the trick shots like the bottlecap challenge, Ferguson said he tries not to dive into that world much. There's a target he uses at practice, though, and he and the other specialists like to place bets on what he can hit. Usually, it's for a box of Raising Cane's chicken.

"We do have a lot of time to ourselves," he said.

The weakness improving

McMahon never denied it. In a May coaches caravan event, the LSU special teams coordinator was clear LSU needed to get better in the return game.

Of 130 FBS football programs, LSU ranked No. 128 in punt return efficiency last year, per Bill Connelly. Jonathan Giles, now at Texas Southern, became a constant source of criticism as he muffed punts, averaged just 7 yards per return and had a success rate of 23 percent.

This season, LSU has gone from No. 128 to No. 29 in punt return efficiency and No. 44 to No. 23 on kickoff returns. Much of that is the playmakers involved. Derek Stingley Jr. was the No. 1 recruit in the country. Orgeron compared his playmaking ability to Reggie Bush. He's already been able to break tackles and net returns of 32 and 26 yards. He has a success rate of 54 percent, more than double Giles. Plus, fellow freshman Trey Palmer has a 54-yard punt return for a touchdown. Clyde Edwards-Helaire is averaging 22.5 yards per kickoff return for a 62.3 percent success rate.

But one of the factors Von Rosenberg credits most for the improvement is something subtle but important: Alignment.

So many teams run different formations on punt. Some run three gunners. Some run funky motions. Being lined up properly is the key to ensuring Stingley actually has space to operate. LSU wasn't as precise as it could have been.

"Think about it," Von Rosenberg said. "In a 100-meter race, half a second for a guy at full speed is at least 10 yards, maybe 15 … Just preventing them from getting to full speed faster is a huge step in getting us space."

But the most important thing McMahon looks for in a punt returner is ball security and knowing when to cut bait and not make things worse. Stingley fumbled a punt against Auburn last week when trying to cut and make a play at the last second. Toward the end of the game, coaches implored him to just fair catch everything.

We'll see if there are any effects from that fumble going forward.

The kickers: Old and young

It's reached the point Von Rosenberg and Ferguson are placing bets on the sideline. How many plays will it take the LSU offense to score?

So before the Tigers began a drive at Vanderbilt, they set the over/under line at four plays. Ferguson took the over. Von Rosenberg went under. LSU scored in three plays. Von Rosenberg won.

That's been the strange dynamic for Von Rosenberg and his special teams counterparts this season. He's a punter at his core, so yeah, he's eager to show what he can do. But he also wants LSU to win. LSU's offense has been so dominant this season he hardly gets to punt anymore. For example, LSU punted 67 times in 2018 (5.2 per game as Von Rosenberg split time with Josh Growden). This season, with Von Rosenberg exclusively handling punting duties, he's punted just 26 times in eight games (3.3 per game). The saving grace? He's also LSU's holder on field goals, so touchdowns still mean he gets in the game.

"It's actually something we've had to work on this year is being prepared no matter what, because we do score super fast," Ferguson said.

Von Rosenberg remains reliable while taking over both field punts and short-distance Aussie punts. He's averaging 43.5 yards per punt with 10 fair catches, 12 pinned inside the 20-yard line and a 77 percent success rate, No. 21 in the nation.

He's a 29-year-old former minor league baseball pitcher, so he's become the

veteran in the room of two young kickers trying to stabilize their careers at LSU. Avery Atkins is the sophomore kickoff specialist who has excelled for two seasons. Cade York is the 18-year-old true freshman trying to find a groove after a rough four-week stretch with two missed field goals and two missed extra points.

We've written about York's journey at length. The key with him is finding his process. He has some of the best leg talent in the country, but he's still trying to finalize a repeatable series of actions before every kick to maintain consistency. Still, even with his two missed field goals and a 45-of-48 mark on extra points, LSU is No. 40 in the country in field goal value per kick, according to Bill Connelly. That's the worst national rating for LSU in any special teams unit, and it's still better than Alabama and Clemson.

The man in charge

When Ed Orgeron took over as LSU head coach, there was a long list of problems he needed to clean up in the program. One of the primary issues was special teams. From 2015 to 2017, LSU ranked No. 61, No. 61 again and No. 86 in special teams SP+.

McMahon joined the staff in 2017 as a consultant but couldn't directly coach the players. In 2018, he became the full-time special teams coordinator.

In the two years he's been in charge, LSU has been No. 3 in the country both seasons. After spending the previous 11 years with the New Orleans Saints, he operates differently than some college coaches.

"He's gonna treat you like a pro, and he expects you to be a pro," Von Rosenberg said in 2018. "In that sense, it's very similar to how professional baseball was to me, just in the treatment aspect of it."

What McMahon brings are the little things. People don't often think of special teams players watching film, but McMahon and his players watch extensive film. They study what teams' tendencies are, whether they rush or sit back more on punts, what kind of motions they use. When he sees a bizarre scenario in a game, he has his guys practice it. If a team is going to hire a full-time special teams coordinator, he's going to make sure they're prepared for every situation.

"What Coach Mac brings to the table is just attention to detail," Ferguson said.

McMahon is the one who found All-American kicker Cole Tracy from Division II Assumption College. He's the one who found Atkins as an unknown kicker from Auburn, Alabama. He's a key reason York chose LSU over several major schools.

So as LSU has created the most consistent special teams unit in college football the past two years, as LSU has gone from defensively-oriented to an offensive juggernaut, LSU has been able to rely on its special teams. Much of that starts with McMahon.

Hit 'em with 'The Griddy': How Justin Jefferson became LSU's fun-loving, simply stunning, No. 1 receiver

THE ATHLETIC
BY BRODY MILLER
October 25, 2019

BATON ROUGE, La. — Word had gotten around. The world had seen the dancing, the post-catch celebrations. The SEC knew about Justin Jefferson now.

So during warmups before LSU played Mississippi State, Jefferson saw Bulldog defenders mocking him. They were doing "The Griddy," Jefferson's signature dance celebration, in front of him. Nobody knew who he was 14 months ago. Now, his dance moves are being trolled by SEC opponents.

That's when he decided. He had to hit them with The Griddy.

Jefferson likes to dance. He likes to mess around. He actually *enjoys* playing football. He's not nervous before a snap. He's not tense when he leaps for a ball. Receivers coach Mickey Joseph called him fearless. Former LSU assistant and NFL receiver guru Jerry Sullivan called him tough as nails. But the way several LSU staffers put it is this: Nobody has more fun playing football than Justin Jefferson.

Sometimes he works The Griddy — a move created by a friend in New Orleans who plays at Landry-Walker High — which looks something like hopscotch. "Maybe because it was different," he said. "Nobody really knows it. Nobody really does it. So I was just like, 'All right, let me make this into my own little thing in college football.'"

Sometimes he presses his hands together and bows, an ode to Cleveland Browns (and former LSU) receiver Jarvis Landry's catchphrase to opposing defensive backs: Bless 'em. "So whenever I score sometimes, I'm just gonna bless 'em.'"

Jefferson said. "It was just like a little twist."

Because if you were the least recruited brother in a family of three LSU football players, if you were the lowest-rated player in your signing class who teammates thought was a walk-on, if you didn't even make it to campus until a week into fall camp because you were almost academically ineligible, you too would make sure never to take it all for granted.

So in a 29-7 game in Starkville, quarterback Joe Burrow looked right, shifted center and fit an 18-yard touchdown pass through the middle to Jefferson. It sealed the game, and Burrow broke the LSU single-season touchdown pass record at 29.

Jefferson laid the ball on the ground and hit Starkville with The Griddy.

No more mocking. No more screaming. No more cowbell in Davis Wade Stadium.

Justin Jefferson had arrived.

He remembers the locker: No. 118. It was off away from most of his teammates, away from the majority of his freshman class. They put him with the walk-ons. He had a walk-on number, too, rocking No. 32 as a receiver.

Jefferson arrived several days into fall camp. He was the final addition to LSU's 2017 class, signing his letter of intent on the third day of camp after a lengthy battle to become academically eligible. He was a Jefferson, the youngest brother of former LSU quarterback Jordan and safety Rickey, but from a football perspective, he was a 175-pound no-name. He was ranked as the nation's No. 308 receiver in the 247Sports Composite. His only other notable scholarship offers came from Tulane and FCS Nicholls State. And because he arrived late, he was given last choice of numbers and a locker away from the scholarship players.

"People really did think I was a walk-on," Jefferson told *The Athletic*.

So why did he arrive so late? He didn't take care of business in school. The Destrehan native slacked off his first two years and put himself behind. By his senior year, he had to get nearly perfect grades to get back on track. Then, as other LSU prospects arrived on campus in June, Jefferson had to retake a class in the summer and get an A to become eligible.

"I never really was a big school person," he acknowledges. "But when it comes down to 'I have to make this type of grade' or 'You need to buckle down now,' that's when I started to be like, 'Let me stay focused, let me get into it.' My freshman year and sophomore year, that's where it really messed me up because I really wasn't into it. I wasn't paying attention. I was just being a child."

Jeanne Hall — Destrehan High's office specialist, who also let Hall of Fame safety Ed Reed live with her family when he roamed the Destrehan halls in the 1990s — was the one who got him on track. Hall told Jefferson he'd never be able to play for LSU like his brothers or any other school if he didn't recover academically.

He caught up and just needed that one A in the summer of 2017. He finished the class six weeks before fall camp. He thought he was all set. But Jefferson said the wrong grade was put in the system. The NCAA said he wouldn't be eligible.

"We were panicking at this time," he said. "'Something's going wrong. We don't know what's going on. What are we gonna do?'"

As Jefferson, Hall and his family fought to get his grade corrected, more time passed. About a week before camp started, his mother, Elaine, came home with news. "Guess what?" she said. "You're eligible." They celebrated for a moment, but not too long because, at the end of the day, this was self-inflicted by Jefferson. The sentiment was more: "Don't put yourself in this situation again."

Then he finally arrived at LSU practice, the nobody, the lowest-rated player on the roster who teammates thought might be a walk-on. He started making plays as a scout-teamer against the starters. He made one-handed catches and runs after the catch. "'OK, maybe he's a good walk-on,'" Jefferson jokes now.

LSU receivers coach Mickey Joseph was one of Jefferson's main advocates, even trying to recruit him when Joseph was an assistant at Louisiana Tech. As Jefferson

turned heads those first few months, he was less surprised. "We kind of knew right away," he told *The Athletic* in June.

Jefferson made his way into the rotation by the Florida game in that 2017 season, but he touched the ball only once, on a 4-yard jet sweep against Arkansas. Around this time, he also connected with one of the gurus of receiving: Jerry Sullivan.

Sullivan was consulting with LSU in 2017 and would become LSU's passing game coordinator and co-receivers coach the next year. Sullivan is a master of footwork, having spent 24 years in the NFL. Larry Fitzgerald credits him for the best year of his career. His calling card has been taking undervalued guys and seeing potential, as with Chargers Pro Bowler Tony Martin.

When Sullivan first saw Jefferson, he didn't care about any ratings. He saw a player.

"I saw something in him," Sullivan said. "My instincts have gotten me through my career, and my instinct on him was he had really good tools. He had good feet, good quickness, good ball skills. He's got a good football IQ."

Jefferson became Sullivan's guy. In the spring of 2018, as LSU tried to figure out who it could trust in an unproven receivers room with names like Dee Anderson, Drake Davis, Stephen Sullivan and Jonathan Giles, Jefferson stood out. The main reason? He was coachable. The word out of LSU as Jefferson rose up the depth chart: "He listens."

"I'm a coachable guy," Jefferson said. "So whatever a coach says or how he tells me how to run the routes, I actually do it exactly how he says. So he started seeing me — 'He's doing exactly as I tell him to do.'"

And to the surprise of many, he became LSU's star No. 1 receiver and the only guy Burrow and the coaching staff appeared to truly trust. He caught 54 passes for 875 yards and six touchdowns. He was targeted 91 times. Nobody else on the team had more than 43.

As the season progressed, he started getting stopped more around campus. People yelled, "Hey, you're Justin Jefferson." He became one of the faces of LSU football.

The world was figuring out who Jefferson was.

It's one thing to go unrecruited. It's another to be unnoticed when you're the little brother of two players who *were* noticed. You know what's possible, and you know what you're not getting. Jefferson saw Jordan become a top-250 recruit and play quarterback for LSU. He saw Rickey choose LSU over a long list of Power 5 schools. Nobody came begging for Justin.

He showed up at Destrehan as a 125-pound freshman. He was a Jefferson, so coaches wanted to give him chances, but he was reduced to the freshman team. Then he broke his elbow as a sophomore. That's another year gone. So no schools were looking at him his junior year when he broke out, and he was on a roster with now Notre Dame receiver Michael Young and Memphis receiver John Williams. He got his chance, but nobody gave it to him.

"He's a favorite of mine because I love his fight," Sullivan said. "I love his heart, his tenacity to be a good player. It's great for me, even though I'm not there this year, to see him playing at such a high level."

Jefferson ended 2018 as a clear No. 1 receiver and an established name. The next step was being more consistent. Sullivan got on him because he saw Jefferson step up in massive games with 97 yards at Auburn or 108 against Georgia, but he'd slip in the smaller games. He had one catch for 5 yards against Southeastern Louisiana or two catches for 12 yards against Louisiana Tech. Before Sullivan retired from LSU, he pleaded with Jefferson to bring it every game.

And replacing Sullivan was Joe Brady, a 29-year-old hotshot from the New Orleans Saints with a shiny new scheme that's elevated LSU to the No. 2 scoring offense in college football. Sullivan receives a great deal of credit for forming the foundations for breakout 2019s by Jefferson, Terrace Marshall Jr. and Ja'Marr Chase, but Brady is the one who took it to the next level. He gave a mandate for 10,000 balls to be caught this offseason and brought funky drills with weird goggles and sliding doors. Jefferson caught passes with his body too often in 2018. He credits Brady for improving his hands.

Now, LSU has one of the best receiving trios in college football. Chase has 35 catches for 625 yards and nine touchdowns. Marshall, in four games, has 20 catches for 304 yards and six scores. And all of this has meant teams can't focus on Jefferson, so he's second in the SEC in catches (48), first in receiving yards (759) and tied for the lead in touchdowns (9).

Together with Burrow, the trio of receivers is rewriting the LSU record book, with the Tigers off to their first 7-0 start in eight years.

Jefferson is a jovial guy. Ask anyone around the LSU facilities and they'll say there's nobody in a better mood on a day-to-day basis. He spent the summer saying he was excited for other receivers to get targets so he wouldn't be the only one.

But ask Jefferson if he has a chip on his shoulder from the years of slights. Ask if it sticks in his mind that nobody knew who he was until last September.

"Definitely," he said. "Like, Terrace and Ja'Marr, they're big-time recruits. Nike Opening. Highly recruited. I didn't go through that path, so I didn't know exactly how that felt until I got here and started playing more. So that attention is just starting to come my way."

He's not bitter. He said he's grateful for this journey but he doesn't forget. Suddenly he's the guy LSU often has go on ESPN midweek shows.

That can be a force of motivation to keep working and also more reason to act like Jefferson does. When you've taken his route, you're going to dance when you score. You're going to smile everywhere you go. You're going to enjoy it.

Joseph called him fearless because he will go for a ball across the middle and take the hit despite being just 192 pounds. He's a skilled blocker, with coaches saying he's one of the most trusted in the trenches. But maybe that fearlessness comes most from having nothing to lose.

"I just love the game, and just being able to go out there and enjoy and have fun with the game instead of being so intense," he said. "Some people feel that going into a game is all: 'Stay focused. Mean face.'

"I'm more the type of person to be myself. If I'm a clowning person, if I like joking around, that's what I'm going to do. Like, before a game, instead of some people that are focused, looking mad or something, I'm not that type of person. I like to enjoy the game. I like to be focused in my own type of way."

And that's how Jefferson made it from presumed walk-on to All-American candidate. He didn't take himself too seriously. He didn't get down. He was himself.

Because nobody has more fun playing football than Justin Jefferson.

The arrival of JaCoby Stevens: How LSU junior safety found his position — and patience

THE ADVOCATE
BY WILSON ALEXANDER
October 24, 2019

Dionne Stevens woke up last Sunday morning to the sound of a notification. She looked at her phone. Her son, LSU junior safety JaCoby Stevens, had tagged her in a social media post. It recognized his one-handed interception the day before as one of the best plays in the country.

In the second quarter against Mississippi State, Stevens had dropped into zone coverage. He had heard criticism of his coverage ability earlier this year. It annoyed him. As the pass spun through the air, Stevens reached his right hand behind his head, snatching the football. The interception, his second this season, positioned LSU for a touchdown.

The pick landed at No. 3 on SportsCenter's Top 10 plays. Chatter spread throughout Stevens' family, messages congratulating him on one of the most complete games of his career. When Stevens saw his family Sunday, he felt giddy.

"You can almost hear him grin," Stevens' mother said.

Stevens' performance against Mississippi State — eight tackles, one sack and the interception — signaled his arrival. He spent about half his career at LSU searching for his role, a former five-star recruit stuck in position-less limbo, but this season, Stevens has found his place.

Approaching LSU's game Saturday against No. 9 Auburn, Stevens ranks near the top of LSU's defense in tackles (38), sacks (two), passes defended (six) and interceptions. Stevens once considered transferring during his freshman year, but he now finds himself in the position he has always wanted: a reliable piece of LSU's defense as it pursues a championship.

"I'm playing free," Stevens said. "I finally found my role on this team."

Stevens enrolled early in 2017 as the highest-rated prospect in LSU's signing class, the only five-star recruit, according to 247Sports, in a group that included 14 other eventual starters. The Tigers wanted Stevens, but they didn't know where to put him. They had depth at safety and few playmakers on offense.

"He was not going to be playing safety right away," coach Ed Orgeron said. "He had some stuff he had to improve on, but I wanted him to play."

One week early in his freshman season, Stevens moved from wide receiver to tight end. Then, as he began to grasp the offensive playbook, he said the coaching staff put him at safety because of an injury. He said he moved again, to linebacker, before he asked Orgeron to play safety full-time. He joked that the coaches had passed him around.

"It was them trying to get me on the field," Stevens said, "but it was a lot."

LSU never questioned Stevens' athleticism or work ethic. Those qualities had stood out from the day he was born. As a nurse at the hospital tried to clean him, Stevens knocked a tool out of the nurse's hand. Later, when Stevens was an infant, his mother noticed his knuckles gripping the sides of his bassinet. Stevens was trying to pull himself out of it.

Growing up in Murfreesboro, Tennessee, Stevens raced his sister, Janai, up a hill behind their house. They turned life into a series of competitions.

"There was no prize," said Stevens' sister, who's four years younger. "Whoever got there first won the game. That's how we've always been."

In high school, Stevens developed early into a sought-after recruit. His first scholarship offer came his freshman season. Stevens' father, Jeremy, built him boxes for jump training. They went to the high school track on the weekends, and Stevens climbed over a locked fence. His father handed him the boxes. Then his father climbed over, and they worked out together. When they finished, they handed the boxes back over the fence and drove home.

Stevens also played basketball until his junior year. He once attempted a dunk and missed, caught the ball as it bounced off the backboard and dropped it through the net — all while holding onto the rim. The referee didn't count the basket.

At LSU, Stevens power-cleaned alongside offensive linemen. He started at wide receiver against Troy his freshman year, but he didn't like the position. Two weeks later, he appeared at safety. Stevens wanted to contribute, but he needed to improve. Frustration leaked out. He vented in Orgeron's office. He felt he had wasted energy. He discussed transferring with his parents, but they encouraged him to listen, observe and communicate.

"Whenever it's time," Stevens' father told him, "they're going to let you know when you're ready."

Stevens' freshman year tested his patience, something he later realized he had struggled with his entire life. Sometimes in high school, if he was too hungry to wait for dinner with his family, he grabbed a Double Whopper with bacon from BurgerKing because the food came faster.

Recruiting forced patience, too. He wanted to commit as soon as possible, ending the process. His parents reminded him to wait, visit multiple schools and ask questions beyond football. Stevens' father described it as "pulling teeth." After LSU offered Stevens a scholarship, his parents made him wait about two months to commit.

"By them doing that and pulling me back," Stevens said, "I did choose the right school."

Stevens emerged late in his sophomore year. He began to relax when he made a sack against Georgia. He settled into the defense playing near the line of scrimmage. He started the final four games. And he has started every game this season.

Two days after beating Mississippi State, Stevens walked toward LSU's weight room when he received a text message. It told him the Southeastern Conference had recognized him as co-Defensive Player of the Week, an honor he shared with Texas A&M linebacker Buddy Johnson. He told his parents. They envisioned his grin.

"I know I'm sharing with somebody else," Stevens said later, "but to get there and have the conference recognize my performance, it feels good."

Halfway into his junior year, Stevens has found his role at LSU, meeting the expectations that came with his five-star status in high school. He now believes God tested him the first half of his career, making him learn patience and wait his turn.

"I'm glad I had that experience," Stevens said, "because it's something I can use to give advice to people who are going to go through my same situation."

A couple weeks ago, Stevens texted his sister and told her how special it has felt to run through Tiger Stadium this year. He wanted to play at LSU throughout his childhood, insisting his parents stop for

pictures with Mike the Tiger when they visited family in Louisiana.

"A lot of people can't say they're living their dream," Stevens said. "The fact that I'm living mine, it's emotional, man."

But Stevens doesn't feel satisfied. He wants to play more instinctive. He knows he can't get complacent. It took two years to find his role, but it can disappear in an instant. When he watched film of his performance against Mississippi State, he noticed a missed tackle and a completed pass he thought he could have knocked away.

Inside LSU's practice facility Monday evening, Stevens grinned. He enjoyed and appreciated his success, but those two mistakes bothered him.

"That's one thing about me," Stevens said. "I don't think I've ever arrived."

LSU's Rashard Lawrence is an 'old soul,' a powerful D-lineman creating his own story

THE ADVOCATE
BY BROOKS KUBENA
October 11, 2019

MONROE — It seems almost abandoned, this humble annex building attached to the faded bricks of an auto sales shop.

A pickup truck crawls toward the front door, the cracked concrete of the driveway popping beneath its tires.

A man dressed in jeans and a plaid flannel shirt steps out from the truck and glances at the small cemetery down the road.

Donald Lawrence had attended the funeral of a church member earlier on this Wednesday.

Those events become more common once the candles count 60. Donald lost his younger brother, Jimmy, just two months ago. Together, they'd planned to re-open this kitchen — this place, full of memories, that a mother left for her 12 children.

There's great value in a memory, in an old story told over platefuls of neck bones, cornbread dressing and candied yams. That's something Donald's nephew, LSU defensive lineman Rashard Lawrence, always seemed to understand. As a young boy, Rashard used to sit at the counter, munching on macaroni and cheese, while the adults kibitzed and crowed.

"He'd be sitting in the room, wouldn't say a whole lot," Donald says, pouring two cups of coffee at a desk in the kitchen corner. "When you don't say something, you either have nothing to say or you're learning everything."

This was the apex of Rashard's adolescent world — a place once called "L.V.'s Soul Food," where lunchtime lines used to wind all the way to the street corner stop sign.

The youngest sibling by 18 years, born to older parents, Lawrence's "old soul" personality was stirred together with sweet potatoes and Sam Cooke songs.

Lawrence adopted the vocabulary and mannerisms of a previous era, crafting a persona so strong his future LSU teammates nicknamed him "Uncle Phil," after the old-school character from "The Fresh Prince of Bel-Air."

He sighs when he sits. Stands with his hands on his hips. Walks through locker rooms in socks and sandals.

"He's like an old grandpa sometimes," says Nick Stroud, a former teammate at Neville High. "He'll walk around talking like an old man."

In terms of LSU football players, Lawrence is an old man. The 6-foot-2, 308-pound lineman was one of four Tigers who bucked LSU's recent trend of leaving early for the NFL draft to return for his senior season.

Fellow end Breiden Fehoko was the first to declare his intention to stay — linebacker Michael Divinity and cornerback Kristian Fulton were the others — and he used talks of a special season to publicly urge Lawrence to return until his teammate made the decision.

"You only get one chance at winning a college football national championship," Fehoko said in March. "Why not do it?"

No. 5 LSU (5-0, 1-0 Southeastern Conference) has reached its next critical juncture on a march toward its first appearance in the College Football Playoff, with a showdown against No. 7 Florida (6-0, 3-0 SEC) kicking off at 7 p.m. Saturday in Tiger Stadium.

Lawrence has been cleared to play for the first time since he injured his ankle in LSU's victory against then-No. 9 Texas. It's been a bumpy journey back for a player who missed the offseason because of knee surgery, and the talent that once made him Louisiana's second-ranked recruit will be highly valuable in a game that appears it will be decided in the trenches.

It's the kind of game that made Lawrence such a high priority prospect for LSU coach Ed Orgeron, who snatched Lawrence away from Ohio State in his first year as LSU's defensive line coach.

"He was a must-get," Orgeron said Wednesday.

It's the kind of game that produces the war stories Lawrence's father, Ronald, once told in this kitchen in Monroe, growling about his days as Grambling's quarterback with fellow G-Men.

Yes, there's great value in such stories.

They bring energy and vigor like the coffee percolating in the kitchen corner.

They never die.

Donald is still going to re-open this kitchen. Ronald, his twin brother, will cook the food in their mother's memory.

Within a month, people will start to line up for lunch again at "Lawrence Brothers Barbecue with L.V.'s Recipes."

And perhaps in a few more months, Rashard will pull up a chair and tell his own stories.

"He's like his old man," Donald says. "They like to talk."

'I want football'

Rashard used to cry to watch football.

Agnes Lawrence remembers that clearly.

Normally a 3-year-old might cry for food or toys or cartoons.

Not her son Rashard.

"I want football!" he'd holler.

Of course, that cry became a problem on days when games weren't being played. So Agnes stuck a blank tape in the VCR and recorded a game for Rashard to watch when his cries inevitably came.

Rashard caught on soon enough.

"He would start crying because it was the same one over and over," Agnes said.

Football was her husband's game. Ronald was the star quarterback at Carroll High, who played a season with his twin brother, Donald, at what is now called Louisiana-Monroe. He transferred for another season at Grambling, then later moved to Baton Rouge to watch his younger brother, Oliver, play linebacker at LSU in the late 1980s.

Agnes was a career woman, a speech pathologist who once worked in Canada, who moved down to Louisiana and bore her second son at 39.

Together, they built their house on this sleepy street in south Monroe, and even today (Agnes and Ronald are now separated), she enjoys the quiet of a home without the murmur of a television.

Here, in this wide-open living room with fine French furniture and subtly decorated folding screens, is where Rashard inherited his mother's humility, warmth and thoughtfulness — qualities that people who know him best say are sometimes the most dominant of his personality.

LSU safety JaCoby Stevens called Rashard a "big teddy bear."

Rashard's best friend in elementary school was a boy with special needs named Triple. Neville High coaches said Rashard stayed friends with him while Triple was a student trainer for the football team.

"He didn't see any difference between him and Triple," Agnes said. "He's always going for the underdog."

Football was always near the center of Rashard's world.

Ronald took his son to all of Grambling's games, home and away, and Rashard was always near his father's hip while he visited with old friends who were on the coaching staff like Doug Williams, former Super Bowl-winning quarterback for the Washington Redskins, and Todd Bowles, who is now the defensive coordinator with the Tampa Bay Buccaneers.

Those influences merged into a child who always seemed older than he was.

Rashard certainly looked older.

Ronald said he took Rashard to the YMCA when his son was 8 to sign up for peewee football; but the coaches told them to come back and weigh in a few days later in private, because the other parents would complain he was too big.

Rashard had a full beard by the time he was 13, and at that age, Ronald said, he was 6-foot-1, 240 pounds. He was a quarterback who outgrew the position. A first baseman on the local Dixie League all-star team who'd get mistaken for a coach. The kid known region-wide simply as "Ro," the man-child who mashed 16 to 17 home runs to break his uncle Oliver's local record.

"I don't know if it was the beard he had since seventh grade or what," said Zack Walker, a former teammate at Neville High. "He never really acted like his age."

A special awareness

Neville High football coach Mickey McCarty noticed Rashard easily.

It only took a few inquiries to confirm that, yes, the middle schooler nicknamed "Ro" was indeed the son of Ronald Lawrence.

Small world.

McCarty, a Monroe native, had worked with Ronald in the tire department at a local Sam's Club in the late '80s.

McCarty was a college kid with a summer job, he said, still years away from pursuing a career in coaching.

Ronald was a young man on his next odd job, several years from fathering the son who would play for McCarty.

Rashard dressed out for varsity as a freshman at Neville High — a storied program that now ranks fourth all-time with 12 state championships.

Rashard didn't play consistently until he was a sophomore, Neville defensive coordinator Benjy Lewis said, not until he answered his strength coach's challenge to cut weight and began "ruling and dominating guys" in practice.

The moment Rashard arrived? That's easy: A 50-7 win over South Terrebonne in the first round of the playoffs, when Rashard slung down a ball carrier with one arm on the first drive of the game, forcing a fumble.

"You just saw the ball flip in the air like a kickoff," Lewis said. "You just thought, 'That guy can do whatever he wants on the football field, and we have him for two more years.' "

Rashard grew into stardom on one of the most talented defenses in north Louisiana — a unit thaf won back-to-back Class 4A state titles in 2014 and 2015 with players like defensive backs KaVontae Turpin (TCU) and Hootie Jones (Alabama), plus a defensive line that included Stroud (Arkansas-Pine Bluff), Walker (East Texas Baptist), Donald Louis (UL-Monroe) and Courtney Wallace (Louisiana Tech).

"You could literally see the camaraderie in just our playing," said Walker, 22, now a radio host on KNNW-FM, 103.1 in Monroe.

They had a special awareness in the backfield, Walker said. They could rush the quarterback, see a teammate break loose on the other side of the pocket, and flank the quarterback enough to flush him into a sack.

The Neville coaches preached confidence and even allowed the linemen to call their own stunts.

There's a now-iconic photograph hanging in a Neville coach's office. It pictures the defensive linemen kneeling together on the sideline in the final practice, just before the team bused down to the Mercedes-Benz Superdome for the 2014 title game against Warren Easton.

Lewis remembers walking up to the linemen that day, asking them how they felt about the game. The linemen all smiled, and Walker said: *Coach, I'm gonna be honest with you. The only way we lose this game is if you screw it up.*

'A boy to a man'

Neville was the training ground for Rashard's emergence to manhood. It's where he learned to trade quips with the veterans in the locker room and embrace his old school personality.

When his teammates nicknamed him "Big Breather" for his grandpa-style sighs, he'd shoot back with his booming deep voice, ordering them around like a father would.

Rashard developed his "God-given talent" of "being a leader," said LSU's Stevens, who roomed with Rashard his freshman year and knows all too well the commanding voice that once drew noise complaints while Saints games played in the apartment.

Those close to Rashard agree he has a sense of place, a gut feeling he leaned on heavily after being named Defensive MVP of last year's Fiesta Bowl — a performance that for most draft-eligible players would have been the curtain call on a college career.

Instead, Rashard returned for his degree and a chance to retort his father's constant ribbing: Are you going to be the only Lawrence to come through that don't beat Alabama?

"We have a lot of pressure on us to be great," Rashard said the week leading into LSU's game against Texas, the last time he spoke with media. "But that's not the narrative of where we are. ... We're going to play us and do us."

The old soul continues his story Saturday night.

"I've seen him go from a boy to a man," Ronald said. "He's done everything that I could ever want him to do."

'Such a great feeling': Why an advisory role at LSU is just what John Robinson needed

THE ATHLETIC
BY BRODY MILLER
September 27, 2019

BATON ROUGE, La. — John Robinson quit coaching too early. He can state that plainly now. He realized it immediately. It's just funny coming from a man who in 1987 said, "I don't see me coaching forever ... I should have three or four more jobs, if I live long enough." But it's easy to say that when you're in the thick of it, when you're 52 and the NFL lifestyle has you in its grip. Then comes retirement, and suddenly the reading and the fundraising and the radio spots, they don't fulfill you like you expect. You're told retirement will be wonderful, but to be honest, it's "a little boring."

Take that for why Robinson — at 84 — is showing up in the LSU Football Operations Building as early as 5 a.m., the sun not yet risen, to advise a program he's had no affiliation with in his 50-plus-year Hall of Fame coaching career. He's a national-title-winning USC coach, a successful NFL head boss, and now he's sold his large home in Encinitas, Calif., and is purchasing a new, smaller house in Baton Rouge to be a "senior consultant to Ed Orgeron."

Some of it's simply love of the game. Some of it's moving closer to the family of his wife Beverly, herself an LSU alumna and die-hard fan. Even some of it is wanting to be closer to the culture of a college campus and near New Orleans, as opposed to the 100 miles he was from USC. But much of it, if he's being honest, comes from the desire to be involved.

"I was anxious for getting back into something," he told *The Athletic*.

So here's this 84-year-old man who made a living handing the ball off 400 times to Eric Dickerson in the I-formation sitting in the meetings of a 4-0 LSU football team that doesn't believe in huddling and has taken a massive leap into the high-powered world of spread offenses and run-pass options. As Orgeron pushes LSU into the modern age, he's keeping nearby a wise big-picture mind who might not help with scheme but prides himself on seeing through the B.S. of the game and into the core of the issues.

As for Robinson? Well, watch him giddily yell "Oh, God!" mimicking the nerves he felt as LSU went to Austin to play Texas. He's got something to get nervous about again.

"I'm a very minor part of this, and when I wake up Saturday morning and we're playing some guys who we're 21-point favorites, I'm scared to death," Robinson said, "and that's such a great feeling."

So what does he do, exactly? He calls himself an extra pair of eyes. He doesn't have any literal duties. He's just there to observe.

"I think I put things in his mind," Robinson said of his relationship with Orgeron.

Orgeron has a massive staff, one of 10 assistant coaches, 13 analysts, six administrative aids, four recruiting aids, four personnel staffers, four support staffers, plus all the strength and conditioning and training staffs. It's a staff full of people with specific roles. Orgeron's job is to oversee the entire operation and steer the ship. Robinson, in one form or another, is the guy who can help advise him on those big-picture duties.

The two met at some point when Orgeron joined Paul Hackett's USC staff in 1998. They were by no means close, but they became friendly and had a respect for one another. Robinson came down for some games last season, then went to the Fiesta Bowl in January. That's when the conversations for this role began, and it was what Robinson needed.

Orgeron often lists, unprovoked, the wisdom he's gained from Robinson in his news conferences. One day it's that Orgeron should get the freshman running backs involved earlier. Another day it's on the development of backup quarterback Myles Brennan. After a slow first half against Northwestern State, Orgeron cited the advice Robinson gave him days earlier that sometimes these easy games don't go how you expect right away and you can't overreact. So Orgeron didn't yell at halftime. LSU just made some adjustments and won by 51.

"He's in the office at 5 in the morning," Orgeron said. "He's in every meeting. He doesn't miss a lick, and he goes home at 10 o'clock at night. (Eighty-four) years old. He's energetic, and he's having a blast."

Robinson compares it to his relationship with Hall of Fame USC coach John McKay, whom he played under at Oregon, coached under at USC and eventually succeeded in 1976 to lead the Trojans. As a young and "not great player," as he puts it, he'd knock on McKay's office door and ask, "Do you have any time?" and McKay would always take Robinson to lunch or sit in the office just talking football or walking him through what he was thinking about on a given day. "I think Ed uses me for that," he said.

It's not as if Robinson and Orgeron have sitdown meetings in which the mentor advises the LSU coach. It's more casual and in the flow of things. It's usually once a day Robinson grabbing Orgeron to put something in his mind or run an idea by him.

He'll often stop him in the hall to say, "Make sure you're thinking about this in two weeks," and he's most impressed by how often Orgeron responds, "Oh, yeah, I already have and we have a plan in place."

Robinson's coached under Len Casanova at Oregon, McKay at USC and even his lifelong friend John Madden with the Oakland Raiders. He's seen variations of successful football cultures, and he said he's blown away by the environment constructed by Orgeron. The coaches, the strength staff, the trainers, he sees them all so positive.

"I just think he has that skill as a leader," Robinson said. "Leaders understand building a culture. It isn't necessarily in black and white, it's just the way we do things here or wherever. This is how we behave."

He throws around words like organization, loyalty and efficiency when describing Orgeron's LSU. He points out ball security, something Orgeron is obsessed with, and how much Orgeron studies the right ways to hold the ball, implementing a

team-wide culture for protecting it. "They will shoot you if you fumble," he joked.

"He fascinates me in terms of the breadth of his curiosity and interest in the game," Robinson said of Orgeron. "I mean, he thinks about just about every phase of the game, which a lot of coaches have a section that they really think about it and are leaders of and other assistants do the rest."

Robinson is the first to admit he's got a great gig. He doesn't think he helps all that much. He just picks his spots, gives advice when he can and soaks in the chance to be around all these creative minds and technological advances. It means he's not done learning.

"He's not intrusive, not at all," Orgeron said.

He used to resist it, these modern offenses with all their tricks and schemes. Those options and spread teams were, by nature of their creation, run by less-talented programs trying to find an advantage.

Robinson's been around the block a few times. He's seen offenses like the wishbone come to prominence and fade away once they were stopped. For a while, he figured the spread would be the next fad in the cyclical nature of college offenses.

"I could indulge myself and be cynical," Robinson joked of watching from retirement. "Then you start playing against it or playing with it, you begin to understand just how sophisticated it is and how coaches have kind of changed the whole atmosphere that surrounds the game now."

It's funny how generations work, how McKay's USC teams popularized the I-formation and became the envy of college football with Mike Garrett and O.J. Simpson winning Heisman Trophies behind plays like "Student Body Left" and "Student Body Right." Robinson learned from the master and carried that into his own 1978 national title with another Heisman winner, Charles White. We now live in an era of the Arizona Cardinals hiring Texas Tech coach Kliff Kingsbury because of his forward-thinking offense, but Robinson was given the Los Angeles Rams job in 1983 after his dominant run with USC. Eleven years later, after Robinson returned to USC, Bill Walsh referred to the Trojans as "Yesterday U." That's how fast ahead-of-the-curve can become outdated.

He used to be creative, he jokes. Len Casanova told the story of Robinson running into the office and shouting "Cas, we're gonna revolutionize the offense!" only to say it didn't work two days later. He was offensive coordinator for an Oregon team with Dan Fouts as his quarterback, and he was a believer in throwing the ball. Those Ducks teams were near the top of the Pacific-8 in passing. He just evolved as the game did, and his I-formations were where the pro game went.

Now, the spread has taken over. Even LSU, one of the last holdouts of the major powers, has jumped on board.

"But I don't think this will disappear, because the rules are moving this direction," Robinson said.

And now in the LSU offices you can find three eras of offense: Robinson and his I-formation power running; offensive coordinator Steve Ensminger, who had Texas A&M throwing 64 times in one game in the 1990s; and now passing game coordinator Joe Brady, who just turned 30 and has helped transform LSU into a spread, RPO-based offensive juggernaut in just seven months.

Robinson jokes it's not that he doesn't understand the modern offensive schemes themselves. No, Robinson is still quite sharp. What blows his mind is the change in offensive principles and breaking away from norms, like a team being trapped for first-and-10 at its own 1-yard line and throwing the ball.

He used to resist it. He used to say, "Nah, this won't work at the top of college football." Now, he sits and listens.

"It's very exciting," Robinson said. "I'm an advocate now."

Oh, how often does Robinson hear about the 1979 LSU-USC game? His marriage might have been born from it.

Some consider that game the best ever played in Tiger Stadium, a night No. 1 USC trailed 12-3 and won 17-12 after a questionable facemask call kept a Trojan drive alive before scoring the go-ahead touchdown with 32 seconds left. It was the kind of game Robinson admits he got on the airplane and said, "Thank God we're out of here."

But Robinson loves to tell the admittedly slightly fictionalized story of he and his wife of 8 1/2 years, Beverly, meeting. Robinson went to meet with Beverly, a financial adviser, and immediately fancied her. He started to flirt with her and mentioned his coaching accolades. He asked where she went to school. LSU, she said.

"We played LSU when I was coaching," he told her.

"Oh, I know," Beverly countered. "I was there, and you cheated to win the game."

Beverly made Robinson into something of an LSU fan. She'd make him watch the SEC Network back in California, and they'd sit and watch LSU gymnastics and baseball, plus he had a relationship with Orgeron.

He's somebody who loves being around culture, listening to music and reading constantly. Part of the issue with his and Beverly's California home was it was 100 miles from campus. They'd get brochures for lectures and shows and it wouldn't be worth the traffic-filled drive. There was a craving for more. Take this passage from a 1987 Sports Illustrated profile:

"If I had three wishes," says Robinson wistfully, "one would be to play violin for the L.A. Philharmonic in the Hollywood Bowl. Music is important to my creativity." He says his best ideas come to him in the car, with his beloved Beethoven's Sixth Symphony surging and wheeling around him.

This move to Baton Rouge is a chance for a new chapter full of actually living. He and Beverly can hop in the car and go listen to a lecture. He can swing by a baseball game in the spring. He can enjoy a college town, something he misses.

"We're gonna go see the country music, and if you go to New Orleans you can go on forever," he said. "So the opportunity is here, and we're gonna travel the East Coast. I'm a Civil War fanatic. I've been

to some of the battlefields. I've been to Gettysburg three times and miss something every time I go."

Also, he can return to football. Beverly's never been with him as a coach. It's new for both of them. He just knows he missed it.

"I should have stayed, because I loved it, and I never did find anything that stimulated me like that did," he said.

And that's why John Robinson is loving his next chapter most. It's those Saturday mornings before LSU plays a team it will probably beat. Robinson's nerves taking over like when he was running a team. It's those nerves that bring him back.

"I'm only a little speck in this effort, but it's great for me."

'Mama Shelly' Takes Holistic Vision Into New Role

LSUSPORTS.net
BY CODY WORSHAM
August 30, 2019

Before she was Mama Shelly, Shelly Mullenix was TiTi.
Mullenix's titles, nicknames, and job responsibilities seem to be in eternal competition to outnumber the other, each reflecting the need she serves to the population that wields it.
There's the aforementioned *Mama Shelly*, the most common cognomen around LSU's Football Operations facility, especially among its student-athletes. Mama Shelly is the maternal protector of her athletes, doling out tough love, lending a sympathetic shoulder, and taping sprained ankles.

Senior Associate Athletic Director of Health and Wellness Shelly Mullenix is the most bureaucratic, a title she earned this summer in a new, transformational role in the athletic department. It's the culmination of everything Mullenix has worked for since arriving at LSU in 1997, when she was an up-and-coming athletic trainer with an open, innovative mind and a different perspective.

Shelly Mullenix, M.S.W. meanwhile, is the most recent, after Mullenix earned her Master's from LSU's School of Social Work in August. It's a degree four years in the making, and it's also a window to her plans to keep LSU's holistic treatment of student-athletes – current and former – at the forefront of college athletics.
But it all started years ago with TiTi, a player's term of endearment for the closest thing to a mom a football program can offer.

"It was Bradie James who first called me TiTi," Mullenix laughs, "which was the name that he gives aunts. So I didn't start off as Mama. I was an aunt at some point. "As I as I've aged, I've taken on different names."

In more than two decades at LSU, Mullenix has expanded her role within Tiger athletics from a daily-grinding athletic trainer to, now in her new role, a forward-thinking administrator still bent on keeping close to the action while providing a long-term, broad vision for the department.

But Mullenix hasn't just evolved with the times. Every step of the way, she's evolved ahead of them, outpacing the rest of the country in her consideration of who student-athletes are, what they need now, and what they will need tomorrow.
It's that insight Mullenix takes into her new position, and it's that insight which keeps her grounded in the lessons she learned in her old one. She's moving LSU into the future with her, because she has a promise to keep to the past.

THE NIGHT OF the funeral, Mullenix made a vow, one she's contemplated every day since Naeshall Manard killed himself nearly 20 years ago: Never again.
Manard was an offensive lineman for LSU in the spring of 1998 when he drove his vehicle to the Mississippi River levee and shot himself. Mullenix, who had spent time working with Manard in her capacity as a trainer, counted herself among the heartbroken left behind to wonder what more could've been done.
"I did not pick up on the signs and symptoms," she says. "I mean, I knew there were some issues, but I never knew the issues were that deep.

"I remember having this thought the night of his funeral: It's going to be my mission to have that not happen again."
The tears spilled over Marshall's death gave water to a seed Mullenix had long harbored internally, from the day she began as an athletic trainer and realized the needs of student-athletes – with all their strength and swagger – were the same needs she possessed, and that she had a specific skillset to address them.
"It always seemed kind of absurd to know that these student-athletes are no different than everyone's children," Mullenix says, "but we handled them differently. Well, my approach was to not handle them differently.

"We're all the same, right? All these athletes are really having the same issues, just in different places. But how they were dealing with them was different."
So she became their TiTi, and eventually their Mama, speaking honestly and listening earnestly.

When Mullenix began her career in athletic training at Florida State, there were very few women in the profession, and even fewer working with football. Jack Marucci – who would come with her from Tallahassee to Baton Rouge in 1997 and who has always had an eye for niches in need of filling – identified that lack not as an obstacle for Mullenix to overcome, but as an opportunity to exploit.

"It was definitely ahead of the game back then," she says, "inserting a female into the football program. That was something that was really unheard of at the time. I think Jack had it exactly right – putting someone in there where maybe the guys would feel more comfortable to speak about their stuff that was less manly, that was less tough.

"But you needed to have the right woman in the spot, I think, to be able to sort through those emotions, know when you could push them, know when you need to love on them a little bit."
As she taped ankles and filled ice packs, Mullenix listened. She prided herself on being blunt, distinguishing her voice from the crowd by being direct with athletes far more accustomed to flattery than frankness.

Coaches recruit. Mama Shelly derecruits. Five stars or none, Mullenix sees every player in the same light. She's equally honest with all of them, and she expects the same in return.

"The truth is: I don't like to be part of the recruiting process," she says. "Because I honestly don't care who they were. I want to know who they're going to be."
Mullenix sets the parameters for the relationship with her athletes from day one. What she gives, she expects to be given: honesty, trust, and vulnerability. She's an open book, and she hopes that unlocks whatever barriers and defense mechanisms athletes have learned to lean on.

"I think that was part of the advantage of being a female," she says. "That was what their mom would have done. Their mom would have whipped them into shape. Maybe that was how they saw me. That's probably how that name evolved.
"I wasn't going to pull any punches. I wasn't going to lie, to make them feel good about themselves. I was going to allow myself to be vulnerable in front of them, which allowed them to be vulnerable back to me."

KRISTIAN FULTON NEEDED help. A five-star cornerback out of New Orleans, Fulton nearly lost half of his collegiate career when he attempted to use a substitute urine sample during a February 2017 drug test. Though he ended up passing the test using his own urine, the momentary lapse in judgment landed him a two year suspension.

Fulton's suspension lasted one season before LSU's appeals led to his reinstatement last fall, but the 18-month

limbo took a psychological and spiritual toll.

Mullenix was there, every step of the way, in more ways than one.
"She's helped me through my tough times," Fulton says. "Just having someone to talk to, put me in contact with people that I can talk to if I need anything, educating me on certain situations."
In her previous role as Director of Health and Wellness – a position she held from 2009 until her administrative promotion this summer – Mullenix oversaw the entire spectrum of student-athlete well-being at LSU.

That included everything from mental health to drug testing, from peer leadership to daily nutrition. As Fulton awaited his fate, he leaned on Mullenix's expertise in all those areas and more.
More important than her expertise, however, was her approach.

"She's probably the most genuine person here," Fulton says. "She really looks out for our best interests. You come into this building, your main focus is football and lifting weights and all those things. But she does the stuff that every person needs. Everybody has personal problems and has their personal needs, or needs to do yoga, or something like that. That's what she looks out for us.

"It definitely goes unnoticed, but it's noticeable to us."
It's noticeable to Scott Woodward, too. It's why one of his first actions in his tenure as LSU's athletic director was to promote Mullenix into his administration. Like Mullenix, he recognizes the importance of taking care of athletes holistically.
"Health and wellness means a lot more these days than it once did," Woodward says. "It's no longer just about eating right and getting some rest. This is a burgeoning and evolving field that brings together all facets of sports science and research, mental health, nutrition and wellness into comprehensive programs that lead to elite performance on the field and healthy bodies and minds off the field.

"Shelly is uniquely qualified to lead LSU to the very top of this evolving field. She's not only deeply passionate about LSU and our student-athletes, she's also a recognized leader and innovator in implementing comprehensive sports science and wellness programs that help athletes reach peak performance on the field and healthy bodies and minds off the field."

Mullenix's specific duties are still evolving. There's the day-to-day training and treatment of injured and ailing student-athletes, which will decrease as she adjusts to her new role.

That's the plan, at least, though she's aiming to keep her finger on the pulse of as many players as she can. Her office is inside of the training room at football ops, so she's still getting the daily interaction she considers vital to her position, perhaps even more so as an administrator.

"I think it's important that you're with student-athletes, that you're sweating with them, that you're hearing the screaming that goes on a practice," she says. "It's hard to be in an administrative role and pretend like you really know what's going on when you're not in there sweating. I've always felt that way."

Since 2009, when she was promoted to Director of Health and Wellness for the athletic department, Mullenix has also been involved with drug testing, behavioral counseling, and nutrition.

All grew out of that underlying perspective: that athletes are people, too, and they have human needs that, at the time, weren't being met as well as they could've been.

So she dove headfirst into nutrition, before LSU even had registered dieticians on staff, utilizing a computer program to process nutritional data and advise athletes on what they were eating. She studied the links between mental health illness and drug use and abuse. And she provided a space where athletes could open up on issues they'd been keeping to themselves. It's also why she went back to school to get her MSW. It was one thing to be Mama Shelly and offer a listening ear. But Mullenix wanted to offer more.
Could I be doing more from a counseling perspective? she thought to herself. *If they seem to relate to me so well as Mama Shelly, what would they do if I had some real skills?*

"If I can actually do some therapeutic modalities and interventions with them, that would really help," she says. "And I knew that I was outside of my scope of practice, as an athletic trainer, to do that. So I wanted to go back to school."

Whether she was in the classroom or the training room, Mullenix has differentiated herself and LSU by eliminating differences. She takes athletes off their pedestals and treats them like people.
"If someone's got a drug issue, I want to talk about it," she says. "If someone's got an STD, I want to talk about it. I don't want to just ignore these things, because that's being human, and I wanted to normalize it all.
"All these issues combined over time into what we now call health and wellness, and creating a position for it, that you can have a group of individuals helping to mold the student athletes in ways that we just never thought of outside of athletics I think is just a really unique perspective."

THERE'S ONE QUESTION Mullenix can't answer yet, but she'll know the answer by Saturday, when LSU opens the 2019 season against Georgia Southern.
Where am I going to sit?

In 25 years of work, dating back to her days in graduate school at Florida State, she's never sat in the stands for a football game. The lone exception: she was in the bleachers for a high school game in which her daughter worked as a student athletic trainer.

"I still haven't figured that out yet," she laughs. "I don't know where I'm going to be. I still feel like I have something to offer the student athletes in real time."
It's the administrator's paradox, the part of the job that takes the most adjusting, whether it's a teacher who has become a principal or a trainer who has become an associate AD. The micro view versus the macro view, hands on versus oversight.
It's a balance, and a tough one.
But Mullenix is the resident yoga instructor in football ops. Balance is her forte.

"I have to be able to start looking at things in a bigger picture, a broader scope, and how can I affect more people," she says. "It's always been important for me to save one. Maybe I need to think about how I can save 20. And I want to be really good at that."

Her vision is broad and bold, and it includes a desire to increase the support LSU offers former student-athletes, which is already significant. She's proud of the support systems that are currently in place – that Tigers can eat well and do yoga and get counseling from the day they first step on campus until they take off their uniforms for the last time.

Now, she wants to expand that scope until well after their eligibility expires.
"I want to somehow be able to be there when we're done, and help them and guide them in that transition period," she says. "That's a huge change. It's the same transition that they go through from high school to college.

"All of a sudden, they're by themselves again when they're done (at LSU). They've

lost their identity, and trying to figure out ways to best approach that, to keep them keep them moving in the right direction, and keep them proud of the fact that they were student-athletes at LSU, and that they value everything that that we provided for them and that sets them up for a better life after."

Mullenix's ultimate dream? A Student-Athlete Wellness Center. A brick-and-mortar, physical building, with a literal open door for athletes – current and former – to check in and address any health and wellness concerns they have. "They do so much for us while they're here," Mullenix says. "What are we doing for them once they're gone?"

Mullenix worries about athletes once they leave LSU. She worries about their cholesterol and diabetes. She worries about their migraines and mid-life crises, and she wants to provide the same quality of care to former athletes as current ones.
"It's a lofty goal," she says, "but it's one of my visions, having a structure where they can come, and they can get everything they need from mental health, to physical health, to spiritual health."
The building may exist, for now, only in Mullenix's imagination, but the care she aims to provide inside of its walls is more real and vital than ever.

Until it becomes a physical reality, its architect has work to do. There are injuries to assess and spirits to lift. There are athletes in need of counsel, and others who simply need a dose of authenticity. There are bold visions to implement, and still yet more boldness to be envisioned.
It's the work of a mama, and no one does it better than Mama Shelly.

IN FOCUS: Offensive Guard Damien Lewis

LSUSPORTS.net
BY CODY WORSHAM
August 28, 2019

When he first met Damien Lewis, Lloyd Cushenberry struggled to get a read on his new teammate.

Cushenberry could see the massive frame, the bulging biceps and muscular chest that allows Lewis to crank out 80 push-ups in a row and throw nearly 500 pounds skyward on the bench press. He could see the physical tools that would, eventually, transform Lewis into an All-SEC guard who spent his junior season next to Cushenberry on the Tiger offensive line mauling defenders.

But he couldn't see his eyes, and he couldn't hear what he was saying.
"He always walked around with his dreads in front of his eyes," Cushenberry laughs. "I never saw his eyes until we got to practice. And he didn't really talk to us. "But the first day of practice, we were doing one-on-ones, and he's just pancaking everyone."

Cushenberry quickly realized what the rest of the SEC would learn in Lewis' first season in the trenches, and what Breiden Fehoko summed up succinctly enough: "He's an animal."

Lewis' emergence from junior college transfer to preseason All-SEC road grader was as quiet as he is. That's, in part, because he's less interested in hype and more interested in flattening defenders, more prone to paving paths for LSU's running backs to scamper through than he is to singing his own praises in media sessions.
That doesn't mean others aren't happy to provide the hype for him. Offensive line coach James Cregg, who joined LSU from the San Diego Chargers, told a reporter last fall Lewis was so good, he would've played for him in the NFL in 2017.
"He's as good as I've seen," Cregg said. "He's a man."

Fehoko, who has spent the past two seasons battling Lewis in practice, agrees. "We're blessed to have him as a player," Fehoko says. "He's a great guy off the field, real quiet, kinda keeps to himself. Once he buckles up that chin strap, you see flashes of dominance."
Lewis' play speaks for itself. Quantifying value statistically along the offensive line can be difficult, but Lewis graded out first in the SEC and ninth nationally among guards last season, according to Pro Football Focus. He allowed just a single sack in 481 pass blocking attempts, a 99.8 percent success rate.

Meanwhile, the Tigers averaged 5.0 yards per carry running between Lewis and Cushenberry, picking up 322 yards on 65 carries in the center-right guard gap.
"Damien, he brings it every day," says Cushenberry. "You know what you're going to get from Damien every day. He's consistent. And he wants to win. All summer we worked. We talked about things we want to do, not only individually, but as a team. And he's all for the team."

Underneath Lewis' quiet, dominant physical exterior is a quick, facile mind. Cregg says he picks up concepts incredibly quickly, translating instruction to execution with impressive aptitude. He's a technician who knows how to use his strength to his advantage.
"He can process things quick," Cregg said at the Fiesta Bowl in December. "I've just been really pleased with where he's come with his football. He's just a great technician. He thrives on it. And that's where he wins. It's all technique. And his work ethic is tremendous."

Lewis is fueled in equal parts by where he is and where he came from. A native of Canton, Miss., a town of just 13,000 people, 75 percent of whom live below the poverty line, Lewis played on a high school team that featured only 25 players. Undersized (for a lineman) and overlooked, he attended Northwest Mississippi Community College without receiving a single D1 offer. There, he bulked up 40 pounds, adding muscle by living in the weight room.
"I shut the weight room down," he jokes. "I'd get in there and lift a bull."

He also shut down the classroom, studying his tail off to earn NJCAA All-Academic team honors. Success in both venues caught the eye of LSU – his "dream school," he says.
The same factor pushes him, with books or ball: the thrill of competition.

"You've got to compete every day," Lewis says. "It takes a man to come in and compete for a job. I just like competition."

"He just wants to be the best every day," Cushenberry adds. "He's always competitive."

LSU's Saahdiq Charles, latecomer to left tackle, is prepared for a breakout season

THE ADVOCATE
BY BROOKS KUBENA
August 9, 2019

Ed Orgeron called his 20-year-old offensive tackle into his office and flipped on the film.

The LSU head coach pointed out his player's footwork, the depth of his bending knees.

Saahdiq Charles watched closely, noting his errors. He could see how he was supposed to move, how he'd seen NFL tackles Trent Williams and Tyron Smith bend and pound forward in the film collection that offensive line coach James Cregg had made for him.

The 6-foot-4, 295-pound junior caught himself being a little wild with his feet last season, he said, being all over the place at times while trying to pass protect in the 10 games he started in 2018 at left tackle.

There were frustrations throughout that season, when LSU ranked 106th nationally with 35 total sacks allowed. And the times when it was Charles' defender that got to quarterback Joe Burrow, Charles tried not to get caught up in the moment, tried to move on to the next play.

Charles is still mastering a position he began playing in the final three games of his junior year of high school, and Orgeron has named the third-year starter among the offensive linemen that must improve in 2019.

The position group has been unstable since Charles arrived on campus, and the unit's injuries, suspensions and departures thrust Charles into a situation where he was starting earlier than any LSU lineman since at least World War II.

He played through a lingering shoulder injury from high school during the 2017 season, had surgery, and and he was limited to no contact during spring football before the 2018 season.

It wasn't until this past winter that Charles started feeling 100 percent, LSU strength coach Tommy Moffitt said in May, and Charles is now going into the 2019 season at full strength for the first time in his college career.

"Now I feel like I'm in way better shape, physically, mentally, knowing the whole playbook," Charles said Tuesday. "Being able to go as hard as I can whenever I want."

Bend but don't break

Right before the Mississippi high school football playoffs began in 2015, Madison-Ridgeland Academy needed a new left tackle.

The private school just 15 miles north of Jackson had lost its starter due to an injury, Madison-Ridgeland head coach Herbert Davis remembers, and he turned to an athletic defensive lineman to fill the void.

Charles had never played offensive line before. He'd played some tight end, but he'd grown comfortable on the defensive line. He even had a few scholarship offers to play at schools like Memphis and Southern Miss, Davis said.

But this was Madison-Ridgeland — a school that Patriots wide receiver coach John Weaver said is "kind of like O-line University" — the alma mater of former Mississippi State guard Justin Malone and Ole Miss center Sean Rawlings.

Charles had the same size and skills.

"I convinced him if you want to go big, big time, you ought to go to offense," Davis said.

Charles was raw in his transition, but he made up for his lack in technique with his quickness in pass protection.

"He moved like a linebacker," said Kenny Williams, Charles' offensive line coach at Madison-Ridgeland. "He was so athletic he could get to the guy before he got there. We thought, if he ever figures it out, he's going to embarrass some people."

The Patriots had a two-round run in the Mississippi state playoffs that season, and Williams began to work with Charles on the fundamentals of playing offensive line, how to bend the hips and the knees.

It's an awkward technique to master, learning how to run and push and pivot while maintaining a squatted stance; but it's the essential piece that every successful lineman must learn.

Williams remembered a story of how an SEC offensive line coach came in to watch a recruit in the weight room, and when he saw the player couldn't squat without falling, he left, not needing to see anything else.

"If you can't play offensive line bent like that, you're not going to be able to play in that level of football," Williams said.

'He would dribble around them'

Charles already possessed exceptional footwork.

Long before he was protecting quarterbacks, he was protecting nets as a goalie on soccer teams.

Futbol was the first love for Charles, a New Orleans native whose family was uprooted by Hurricane Katrina and moved to Texas, Georgia, and Alabama before taking root in Madison, Mississippi, when he was in the seventh grade.

Charles said he played forward, the attacking position which usually scores the most goals, until the goalie on his 12-under team got hurt. Charles filled in, and he continued to play goalie at St. Joseph Catholic school until he transferred to Madison-Ridgeland after his sophomore year.

Williams remembers standing next to Madison-Ridgeland's soccer coach when the brawny Charles first joined his new teammates.

Charles had a few inches and at least 100 pounds on any of the other soccer players on the field, Williams said, and the soccer coach determined aloud: "That dude's a goalie."

Charles flipped the ball from foot to foot with crisp dribbles, and after a few minutes of maneuvering around the field with ease, the soccer coach spoke again: "That dude is not a goalie."

Turns out, Charles turned into a sort of hybrid.

Charles became an All-State goalie, and sometimes, Williams said, he'd get pulled out to play forward and "dribble around little bitty guys."

"He would dribble around them, and everybody's jaws would drop," Williams said. "They couldn't believe how athletic he was."

Charles could run a 4.9-second 40-yard dash at his weight, Williams said, and by the time he left Mississippi, he'd also set the state record in the shot put with a toss of 52 feet, 10¾ inches.

The Patriots soccer teams made a state championship appearance with Charles between the posts in his junior season, and they reached the state semifinals during his senior year.

No collegiate future in soccer ever emerged, Williams said, because it was well known that Charles had his mind set on playing football.

But what did Charles like most about his time as goalie?

"The pressure," he said.

'Everything should work out'

Davis saw his phone ring with a familiar number and answered.

"Tell me who Saahdiq Charles is," Davis remembered former LSU offensive line coach Jeff Grimes saying.

"You saw him?" Davis said.

"Hell yeah, I did," Grimes said.

Charles had made rapid improvement in his technique during the offseason before his senior year, and after attending a recruiting combine, he'd caught Grimes' attention.

There was no doubt that Charles was going to return to his home state, Davis said, but he ascended as a recruit until his offers included Mississippi State, Ole Miss and Tennessee.

When Charles arrived in Baton Rouge, expectations to slowly work into the lineup vanished when projected starting right guard Maea Teuhema was suspended due to academics at the start of preseason camp.

Charles battled with then-true freshman Ed Ingram for the starting job, and when Orgeron announced Charles would start in the season-opener against BYU, Charles became the first LSU true freshman to start on the offensive line in Week 1 in the modern era of college football, according to the school.

Ingram won the job at right guard in Week 2, and Charles entered the starting lineup for the final seven games of the 2017 season when starting left tackle K.J. Malone sustained a knee injury that kept him out until LSU's 21-17 Citrus Bowl loss to Notre Dame.

Charles was named to the All-SEC freshman team, and he was expected to lead a deeper offensive line in 2018, with the addition of junior college transfer Badara Traore, who was ranked the No. 1 JUCO tackle.

Instead, more tumult followed.

Ingram was suspended indefinitely at the start of the 2018 preseason camp after being arrested for aggravated sexual assault (a case that is still ongoing); starting right tackle Adrian Magee suffered a leg injury in Week 1; Traore struggled in his first season, which brought right tackle Austin Deculus to start in Magee's place; and left guard Garrett Brumfield missed four games in the middle of the season due to a knee injury.

Charles himself missed three games, returning from injury, and it wasn't until Week 9 against Alabama that LSU began to have a consistent starting lineup of offensive linemen.

And the protection issues that occurred throughout the season were addressed in the offseason with the hiring of new passing game coordinator Joe Brady, a former New Orleans Saints offensive assistant whose spread offensive schemes include quick passes that should alleviate defensive pressure.

In July, Brady claimed that statistics have proven that when a team is in five-man protections, a team will give up fewer sacks.

Now, a month from the start of the 2019 season, Charles is seeing the new offense take hold.

"It's helped a lot," Charles said, "but I think the most that's helped us a lot is us taking the next step and realizing that it starts with the big man, and at the end of the day, it falls on us. And as long as we can keep Joe clean and open holes for the running back, everything should work out."

How LSU's Stephen Sullivan rose from poverty to become first college graduate in his family

THE ADVOCATE
BY WILSON ALEXANDER
August 8, 2019

Stephen Sullivan huddled under a highway bridge in Irving, Texas. He was 10 years old, maybe 11, with nowhere to go. Cars thumped overhead. He tried to sleep.

Sullivan had lived in a nearby hotel, but he and his older brother were kicked out when police arrested his parents. They found shelter together underneath the bridge. School had just started. They skipped class the next day.

Sullivan had always lived in poverty. Neither of his parents graduated from high school. They struggled to support four boys. Sullivan bounced between Texas and Louisiana. He felt embarrassed when the school bus picked him up from the hotel.

With his parents incarcerated, Sullivan slept below the bridge for a few nights until his little league football coach, A.D. Jenkins, picked him up from a gym. Sullivan hadn't bathed. Jenkins didn't know if he had eaten.

"I don't really try to remind myself of what I went through," Sullivan said. "I try to block it out. Me telling people and me talking about it, it still hurts a little bit."

Last Sunday, Sullivan shared his story at a media session in the midst of LSU's preseason camp, revealing details about his life he hadn't told most of his friends, much less the public. The family he lived with in high school didn't know, until recently, he once slept under a bridge.

Sullivan spoke because, two days earlier, he graduated from LSU. As he walked across the stage, the first person in his family to receive a college degree, Sullivan thought about his life. The bridge. The nights he didn't eat. The constant struggle to find clothes.

Sullivan, a former wide receiver who moved to tight end in the Tigers' new offense, had changed his life. He wanted to inspire people in a similar situation.

"If I can do it," Sullivan said, "you can do it."

Sullivan ran barefoot through a gym. Taller and more athletic than everybody else, he caught Jenkins' attention. Jenkins, founder of B.I.G. D.O.G.S. Youth Organization, asked Sullivan his age. He said 8 years old.

Jenkins coached a football team at that age group. He asked Sullivan where he lived, and Sullivan pointed toward an apartment complex across the street. Jenkins knew the building. He knew what it meant about Sullivan's life.

"Can you take me to your parents?" Jenkins asked.

Sullivan said OK, and he ran down the street.

"I was going to give him a ride," said Jenkins, who followed in his car.

At the apartment, Jenkins introduced himself to Sullivan's parents. He told them about the football team. They worried about money and transportation. Jenkins, a software engineer at IBM and now the President of the Irving ISD Board of Trustees, said he'd handle both.

Sullivan instantly became the team's best player. Jenkins picked up Sullivan before practice and dropped him off at night. When he noticed the lights off, Jenkins asked Sullivan if he wanted to stay with his family instead. Sometimes he bought Sullivan pizza because he knew, without asking, the boy needed food.

"Growing up," Sullivan said, "I didn't have nobody to look up to."

Sullivan moved out of his parents' house in middle school. He thought he needed to separate himself. He stayed with family or friends or coaches, moving into Jenkins' home for long stretches of time. He became friends with his coach's sons. Jenkins checked his homework. Some semblance of stability entered Sullivan's life.

Then, the summer before his freshman year at Nimitz High School, Sullivan visited family in Donaldsonville for a few weeks. When Jenkins asked if he wanted to come back, Sullivan said no.

"He went back to what he knew best," Jenkins said. "The freedom to come and go as he wants to and make decisions on his own, whether they're right or wrong."

Sullivan walked through the library the first week of his sophomore year at Donaldsonville High School. The librarian, a woman named Michele Macloud, recognized the teenager. How could she not? Inching toward 6-foot-6, he stood taller than everybody.

"Hey Sullivan," Macloud said, "your brother owes me a MacBook."

The year before, Sullivan's older brother had received a computer through a technology exchange program. He didn't come back to school, so he didn't return the laptop.

"I know where it is." Sullivan said. "I'll bring it to you."

Sullivan returned the computer the next day. Macloud thought a lot of people would have left it at home. Others might have sold it. But Sullivan brought it back.

As Sullivan's sophomore year continued, he wandered through the library between classes and on bathroom breaks. Macloud treated him like a son, reminding him of his class schedule and his grades. The library was close to the lunchroom, and eventually, Sullivan ate his food at the library counter.

"If I was going to be a part of his life," Macloud said. "I had to be willing to never let him down."

Sullivan struggled in school. Moving so much, he never learned how to study. He didn't consider college until his sophomore year, when Macloud pushed him and LSU offered him a football scholarship. He didn't aim for perfect scores, but with Macloud's encouragement, he tried to complete all his work.

Sullivan lived with family his first two years at Donaldsonville. He did not have a legal guardian in Louisiana. He did not have health insurance. An aunt provided him a room, but she didn't live in the same house. Sullivan occasionally asked Jenkins for money. Sometimes, he stayed with Macloud's family. She gave him food and clothes.

One day the summer before Sullivan's junior year, Claudine Brown came home from work. She knew Sullivan, and she found him hanging out with her son, Tyler.

"Can I stay here?" Sullivan asked.

"What you mean can you stay here?" Brown said. "You're not staying with your aunt anymore?"

"I can't go back there," Sullivan said.

Sullivan lived with Brown and her family the rest of high school. He shared a room with Tyler. His legs stuck over the bed. But he had a home.

Over time, Sullivan shared details of his life with Brown. A gun incident. An uncle who sold drugs. Going to sleep without eating dinner. He never pouted about it. He just lived.

Sullivan graduated early his senior year. He enrolled at LSU for the spring semester. He worked out inside expensive facilities. The school provided clothes, an apartment and stipend money. He bought Nike and Air Jordan shoes. He felt rich.

"I had my own room," Sullivan said. "I never had my own room before."

School never became easy for Sullivan. He rushed to graduate this summer, instead of waiting until December, and Macloud asked why he pushed to finish early. Who was it for?

"Me," Sullivan said.

Graduation hinged on his summer exams, but Sullivan earned his diploma. On Aug. 2, Macloud picked up Sullivan from his apartment. She wanted to bring him to the ceremony.

Sullivan smiled throughout the day. He had called coach Ed Orgeron the night before, and he asked to miss practice — LSU's first of the preseason — after graduation. He wanted to celebrate with his family. Orgeron said OK.

Sullivan's leg bounced throughout the ceremony. He graduated with a degree in interdisciplinary studies, and a crowd of people screamed his name as he walked across the stage draped in a purple gown.

Macloud sat in the stands with her family. Brown did, too. Aunts came with cousins, coaches, friends and one of Sullivan's grandfathers. Two brothers drove from Dallas. So did Sullivan's parents. He paid for their hotel room.

Sullivan hadn't seen his parents in a couple months. He still doesn't know why they were arrested. He doesn't have a close relationship with them, but he hopes to make it stronger. He wrapped his arms around them last Friday, and his mother smiled.

After graduation, Sullivan went to Mike Andersons for lunch with his family and friends. He ate a cajun pasta, and as he looked around the table, he repeated a phrase.

"I can't believe this," Sullivan said.

For so much of his life, Sullivan struggled to find stability in a home. Until he attended Donaldsonville, he never spent four years in the same place. He lived in poverty. Eventually, he found prosperity.

And graduation? He holds that above anything he has accomplished on the field.

"The most important day of my life," Sullivan said. "So far."

The Quiet Man: From last-day signee to No. 18, LSU's Lloyd Cushenberry becomes voice of the Tigers

THE ADVOCATE
BY BROOKS KUBENA
August 3, 2019

LSU junior center Lloyd Cushenberry sat silently as Ed Orgeron stepped forward with two jerseys in his hands.
Two players would be wearing the team's honorary No. 18 in the 2019 season, the Tigers head coach explained in a team meeting Thursday night. One was outside linebacker K'Lavon Chaisson. The other, Orgeron hinted, would be the first LSU offensive lineman to ever receive the number.

Cushenberry was in shock when he heard his name.

"It took me a while to stand up," he recalled Saturday. "I didn't know what to say."

Those who know Cushenberry best would not be surprised by his speechless response.

LSU's returning starting center has always been known as a quiet man, an introverted player who speaks only when he needs to.

Little league football coaches remembered how they'd coached Cushenberry for two years and had only heard his voice once.

His coaches at Dutchtown High had to pull words out of their young lineman on a recruiting road trip.

Even at LSU, players aren't used to hearing their center's voice boom inside the expansive rooms inside the program's new football operations building.

But when Cushenberry speaks?

Heads turn.
"I think that's the best kind of leadership," LSU quarterback Joe Burrow said. "You have some leaders that always have something to say, and then people start to tune them out. So when they actually have something to say that matters, nobody will listen to them. I think Lloyd is the epitome of that kind of leadership: He doesn't say a lot, but when he does, you're going to listen to him."

Chaisson said Cushenberry is someone "you would have your child idol after."

"He does the right thing on and off the field," Chaisson said. "Stopping at red lights. Stopping at stop signs. Complete stops, which, who does that?"
And even though he's a quiet guy, Cushenberry has plenty stories to tell.

He was an undervalued lineman who committed to Mississippi State until LSU called with a scholarship offer the day before national signing day.

He was a true freshman, staring up at a depth chart at center filled with future NFL players Ethan Pocic and Will Clapp, wondering when he'd get his turn to play.

Even going into the 2018 preseason, after the departure of Pocic and Clapp, Orgeron had his reservations about starting Cushenberry — because of his size and whether he'd be able to handle a nose tackle one-on-one. At the time, Orgeron said that Cushenberry would be rotating at the position with former lineman Garrett Brumfield.

Cushenberry became one of LSU's best and most consistent linemen in 2018, a year in which the position group struggled while being hampered by injuries and the indefinite suspension of right guard Ed Ingram.

Only Cushenberry and right guard Damien Lewis started in all 13 games last season, and the 6-foot-4, 315-pound Gonzales native was selected first team All-Preseason SEC at July's media days.

"He ended up being one of the best centers, I think, that's going to be in the SEC," Orgeron said Friday. "He's going to be a draft pick. He's got a chance to play in the NFL, and we're very pleased with him."

'Is that Lloyd?'
Debbie Cushenberry remembers her youngest son always had a football in his hand.

She and her husband, Lloyd Jr., bought the ball for their son when he was a small child, and he threw it to himself everywhere. Debbie said she once found him asleep in his bed, cradling the football in his arms.

That was evidence enough for her to ask a local youth football coach how old somebody had to be to play in the community's little league.

Vince Roddy, who still coaches the St. Amant Wildcats, told her the age requirement was six.

Cushenberry was then 8, the youngest behind his sister, Aryanna, and brother, Terrance.

"I went home and asked Lloyd if he wanted to play football," Debbie said. "He was so happy. He had that football in his hand. He went to his older brother. 'Momma's gonna put me on the football team!'"
From then until college, Cushenberry would never touch the football again during a game.

He wore No. 35 as a defensive lineman for the Wildcats, and as he went into middle school, he flipped to the offensive line.

Roddy said Cushenberry caught on quickly because he listened and rarely spoke — he'd just smile wide, then run onto the field to tackle someone or knock a defender back on the offensive line.

Cushenberry got his offensive possessions in basketball, following in the footsteps of his brother, who played for the Dutchtown High basketball team.

Former Dutchtown football coach Benny Saia remembers he was running the ticket register at a Griffins basketball game when he saw Cushenberry walk in to watch Terrance play.

"You could just tell from his size," said Saia, who now coaches at Acension Catholic. "For sixth grade? I said, 'You're going to play football for me.'"
Dutchtown has been a powerhouse in producing talent.

It's the alma mater of NFL safeties Eric Reid (Carolina Panthers), Justin Reid (Houston Texans) and Landon Collins (New York Giants), plus former Green Bay Packers running back Eddie Lacey.

"When Lloyd was a sophomore, it was 'That's the next big one to come out of Dutchtown right here,'" said John Talley, Dutchtown's defensive line coach while Cushenberry was there. "He had the feet. He had the want to. When he made a mistake, he wanted to get it right."
Cushenberry grew stronger after suffering a broken ankle during his freshman season, an injury Saia said probably kept him from pursuing basketball full-time.

The Griffins ran a spread offense, and Saia placed Cushenberry at left tackle on varsity as a sophomore to protect the quarterback's blind side.

As the games went by, the Dutchtown coaching staff began to understand Cushenberry for the quiet man he is.

"The way you motivate Lloyd is to give him a schedule," said Talley, now an assistant at St. Charles Catholic. "You don't have to pump him up. I think he's motivated plenty by the way he works." The quintessential Cushenberry story occurred during his junior season. The Griffins, used to deep playoff runs, were slumping in the middle of what would be a 5-7 season.

During a team drill in practice, players started to drag and wander.

Cushenberry barked at his teammates. They stopped and turned.

So did the coaches: Is that Lloyd?

"He shut down practice," Talley said. "It was a joke in the coach's office."

"They were so surprised to hear him talk and tell them we were screwing up," Saia said. "They listened. It meant something because he wasn't one of those guys that ran his mouth every day."

A call from home

Cushenberry, who was 6-foot-3 during his senior year and remains the same height today, was thought by coaches to be too short to play tackle for a major college program.

Most schools, Saia said, are looking for players who are hovering around 6-foot-7, like LSU starting right tackle Austin Deculus. So the Dutchtown coaching staff started working Cushenberry into some reps at center during practice, although he never played the position in a game.

Perhaps it was his size, Saia thinks, that kept Cushenberry from being heavily recruited. Or maybe it was more so that Cushenberry didn't put an emphasis on going to the high-profile summer recruiting camps, where recruits are poured over by recruiting reporters and college coaches.

But by the summer before Cushenberry's senior year, Louisiana Tech was one of his only few scholarship offers.

Talley was about travel to South Carolina's campus, where he was going to get scheme advice from Joe Robinson, the Gamecocks' former special teams coach. South Carolina had a scheduled recruiting camp at the same time, and Talley decided to take Cushenberry along.

Talley and another Dutchtown assistant spent the 11-hour drive to Columbia, South Carolina, "trying to pull words out of" Cushenberry to no avail.

Needing no words, Cushenberry performed well enough at South Carolina's camp to earn a scholarship offer from then-head coach Steve Spurrier that day. Spurrier retired six games into the 2015 season, a year in which the Gamecocks finished 3-9, and Cushenberry silently committed to Mississippi State, because it was closer to his family.

All the way up until the day before signing day, Cushenberry had told former Mississippi State coach Dan Mullen he was signing with the Bulldogs.

But then LSU called and told him a scholarship spot had opened up.

After counsel and prayer with his family, a quiet Cushenberry knew he'd have to have an uncomfortable conversation: he had to call Mullen in the morning and tell him he was signing with LSU.

"That night before, I didn't sleep at all," Cushenberry said. "I feel like that really helped me become more of a man, growing up, that I had to make that call."

Two honorary jerseys

In late July, Roddy and his assistant coaches were digging through a pile of St. Amant Wildcats equipment, preparing for the upcoming season.

One coach held up a No. 35 jersey, handed it to Roddy and said, "that was Lloyd's number right?"

Roddy laughed, remembering that Cushenberry had never been able to fit in it.

Then the idea came: What if we invited him back and gave it to him?
And so, right before LSU's preseason camp began, Cushenberry returned to his first football team and received his old No. 35 jersey.

He lingered and spoke to the program's nearly 100 kids, and he left with the No. 35 jersey in hand — not knowing it would be the first of two honorary jerseys he'd receive.

Now, as one of LSU's No. 18s, Cushenberry is tasked with being the leader of an offensive line that ranked 106th nationally in 2018 with 35 sacks allowed and 110th with 89 tackles for loss allowed.

"When something needs to be said, I have no problem saying it," Cushenberry said. "When I feel like something needs to be done — especially with (wearing) 18, guys are going to be expecting me to do that."

Cushenberry has been vocal about the unit's need to improve since spring football, when he said the games LSU lost last season "were on us."

And when Orgeron picked Cushenberry to represent the team at SEC media days in Hoover, Alabama, he stepped behind the podium and said "I am more of a vocal leader for the team."

The quiet man was ready to speak.

"When they picked him to go to media day, it was like, 'Lloyd in the spotlight? I don't know.'" Saia said. "But he handled it well."

Saia paused, considering Cushenberry's journey, then laughed.

"From being a late-signee to being No. 18," he said. "What a trip, huh?"

The story of Badara Traore: his family's 'American Dream,' long train rides and long journeys

THE ADVOCATE
BY BROOKS KUBENA
June 22, 2019

Two weeks in Guinea and two more in Mali led Badara Traore to a fuller view of his family.

And his place in the world.
"It wasn't what people think Africa is," the LSU offensive tackle said. His parents' native countries weren't just desert and jungle. Traore had learned that quickly during his month-long stay with relatives in the summer before seventh grade.

No. his parents had both grown up in capital cities: His father, Bakary Traore. was born in Bamako, a rapidly growing city in southwest Mali with more than 2 million people; and his mother, Rouguiatou Kaba. grew up in Conakry, Guinea, a coastal city with beaches lapped by the Atlantic Ocean.

"Go back and see where you're from," the parents told Badara and his younger brother. Mohammed. "Look at life a different way."

So the brothers left their home in south Boston for West Africa, where Badara and Mohammed saw the traffic-flooded streets and the humble homes of families fighting to make it day by day.

"I saw a lot of kids that didn't have enough or don't have anything," said Traore. 22. "I can't take life for granted. A lot of people are struggling over there."

Perhaps that's the perspective Bakary and Rouguiatou wanted for their son: something that would drive him beyond the all-too-visible crime and drug life that surrounded him in the Boston suburb of Hyde Park, where the parents moved to start a family after meeting as immigrants in the early 1990s.

Now, Traore is on his way to becoming the first person in his family to graduate from college, which he said was his parents' goal for him when they moved from Africa to pursue "the American Dream."

Football has paved the way toward higher education for the 6-foot-7, 323-pound senior. That path has twisted through a distant high school. two junior colleges and farther south in the United States than the New England native ever thought he'd go.

In yet another unfamiliar place, Traore is again finding his place in the world, racking up class credits and fighting to regain the starting spot at right tackle — a position he lost after struggling in two starts in 2018.

He knows he's "a big part" of his parents' American dream. and they've been tracking his progress from more than 1,500 miles away.

"Football was never a focus for me," said Traore's father, Bakary. "but I have always wanted him to reach his goal. which has always been to play in the NFL. It's been very hard for me to have my son so far away from home. but I know that it will be worth it in the end."

The morning train to Cambridge
The darkness of the underground train tunnel helped Traore catch up on lost sleep during his two-hour commutes to high school.

The 4 a.m. alarm blared every morning. Traore slogged down to the transit station to catch the first of two trains and two buses to Matignon High. about 12 miles north in Cambridge.

Joseph DiSarcina. Matignon's principal. said the private Catholic school has built an outreach connection with kids living in Boston's inner city, and it's common for as many as 20 students each year to take commutes like Traore did. Along with financial aid for tuition. the school also helps pay for portions of student travel.

That provided an opportunity for the Traores to free their son from the public schools near Hyde Park, where they said "bad influences such as drugs and violence" were common.

"I wanted Badara to go to Matignon so he could have a better opportunity to be something and make something out of himself," Bakary said. "Where we are from, kids seem to fall into the same trap because that is the only way of life that they know, and I wanted something better for him and I knew he was capable of better."

The hardest part of high school. Traore said. was waking up — especially once he joined Matignon's football and basketball teams. Practice ended after 6 p.m.. and he'd go back through the two-hour commute. sometimes arriving back home well after nightfall.

"I think the biggest challenge (for such students) is time management," said DiSarcina. who is also Matignon's girls basketball coach. "They can't waste time. Whatever time they have available for academics, they have to use that time wisely."

Sometimes Traore didn't use his time wisely, he said. He got into a routine of just waking up, playing sports and thinking he was going to get by.

"It caught up to me." Traore said. and instead of qualifying academically for scholarship offers from big-time Division I schools. he enrolled at ASA College in Brooklyn. New York.

There, Traore played for Joe Osovet, one of the highest regarded junior-college head coaches at the time. who helped craft Traore into a highly sought-after offensive lineman.

"I don't think I would take (that experience) back." Traore said. "I think junior college made me who I am."

'I still have a lot to prove'

There was usually no one but parents sitting in the bleachers at Lincoln High. where the ASA College Avengers played their home football games.

But it was at that high school stadium. three blocks from Coney Island, where Traore first learned the run-pass option offense he'd later connect with again at LSU.

ASA College averaged 41.9 points per game in 2017. going 9-1 with a Valley of the Sun Bowl victory under Osovet, who is now a quality control assistant at Tennessee.

Osovet was unavailable for interviews; it's Tennessee's policy that assistant coaches aren't available to media.

Traore soared in recruiting rankings — rising to the nation's No. 2 JC offensive tackle according to 247Sports — and when he transferred to LSU for the 2018 season. LSU coach Ed Orgeron believed Traore would offer much-needed depth to a young offensive line.

Indeed, when starting right tackle Adrian Magee was injured in Week 1 against Miami. Traore stepped in — but after LSU surrendered two sacks and multiple quarterback pressures to Southeastern in

Week 2. Traore was benched for sophomore Austin Deculus. who started for the rest of the season.

Traore started once more in a Week 4 game against Louisiana Tech, filling in at left tackle for an unavailable Saahdiq Charles. After that. Traore was withheld from LSU's more meaningful games. not playing any snaps in a five-game stretch that included games against Florida, Georgia and Alabama.

"The changes from JUCO to the SEC was basically like the NFL," Traore said. "It was tough. I came from playing every game in junior college. It was a big learning experience, so I had to sit back and take it in and see what was really going to happen."

Going into his final season, Traore said he's "gotten a lot better," refining his technique with offensive line coach James Cregg and improving his flexibility and strength with head strength coach Tommy Moffitt.

By the fourth week of spring practice, Orgeron called Traore "one of the most improved players on the team." Part of the improvement. Traore said. has to do with the fact he was ahead of the curve when it came to the RPO scheme that new passing game coordinator Joe Brady is implementing.

"I knew what was going on," Traore said. "It was also a little different. because as far as pass protection (at LSU), it was a lot different than what we ran at ASA. But as far as the run game, everything was the same."

Traore and Deculus entered the spring game in a position battle, although Deculus received most of the first-team snaps. Toward the end of the third quarter in the scrimmage, Traore went down with an apparent leg injury. which Orgeron said "didn't look good on the field" at the time.

Traore is expected to compete to start at right tackle in the fall, and he remains one of the foundational pieces of an offensive line that is seeking vast improvements. Last season. LSU was tied for 106th nationally with 35 sacks allowed and ranked 110th with 89 tackles for loss allowed — both program worsts since at least 2009.

If Traore can turn into the tackle he was expected to become, he could be one of the solutions for LSU's protection issues. "I still have a lot to prove to people," Traore said.

They're all watching: LSU; his parents back in Hyde Park: the staff and students back at Matignon.

"He's a tremendous role model for us." DiSarcina said. "It just illustrates that it's not how you started, it's how you finished. If you have the drive and the consciousness to do your best. it can happen."

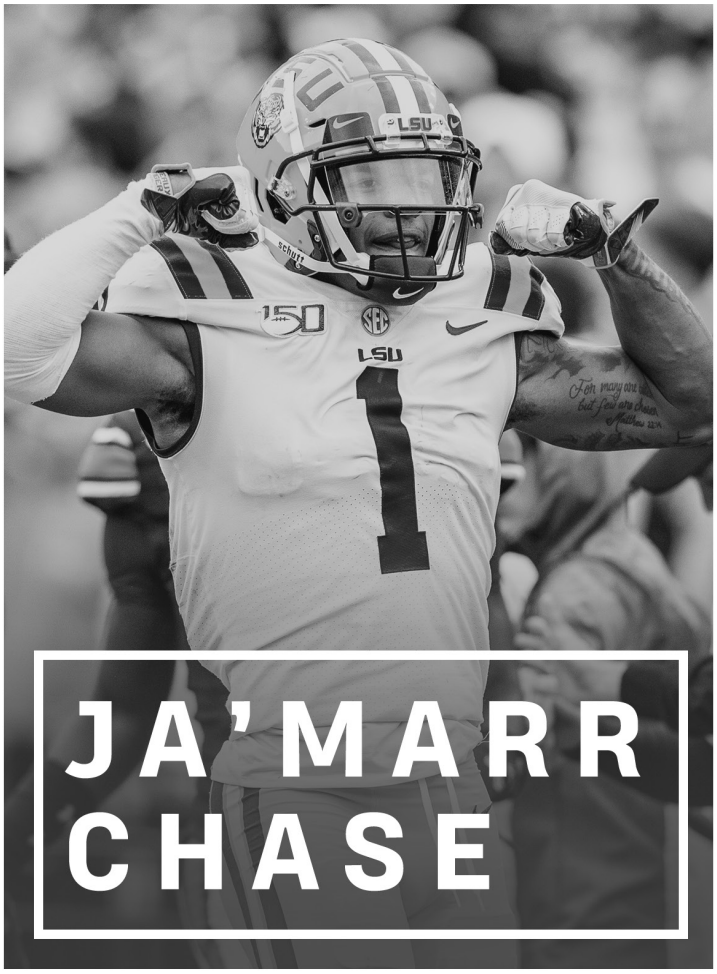

JA'MARR CHASE



CAN'T GUARD CHASE.

BILETNIKOFF AWARD WINNER
UNANIMOUS ALL-AMERICAN
FIRST TEAM ALL-SEC



7EGENDARY.

THORPE AWARD WINNER
CONSENSUS ALL-AMERICAN
FIRST TEAM ALL-SEC

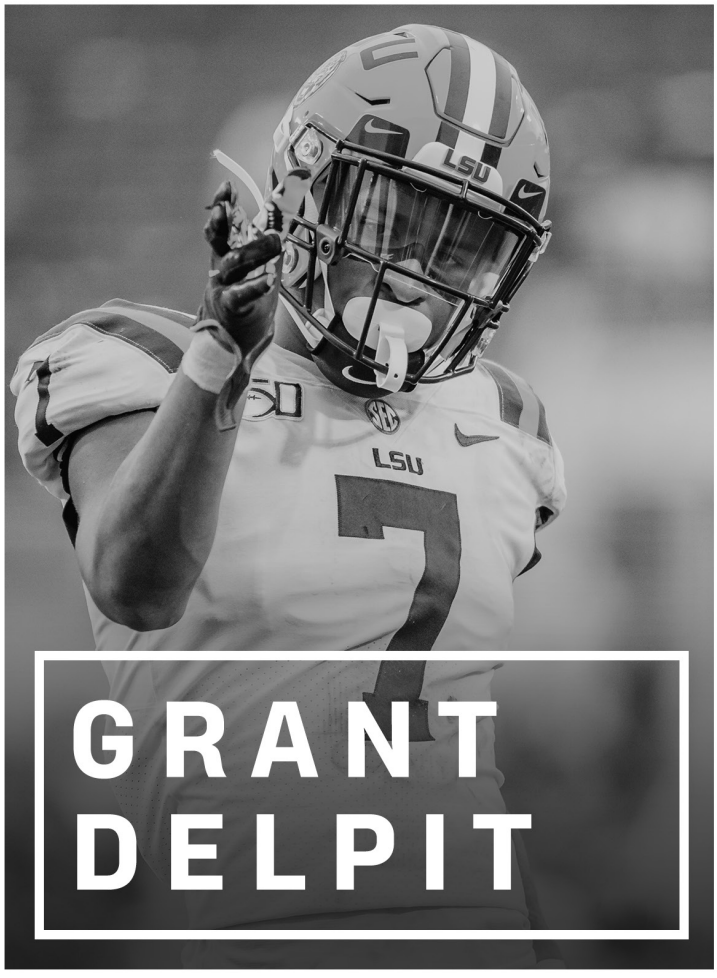

GRANT DELPIT



JOE BURROW

STANDARD SET. LEGACY LEFT.

- HEISMAN TROPHY
- MAXWELL AWARD
- MANNING AWARD FINALIST
- WALTER CAMP PLAYER OF THE YEAR
- DAVEY O'BRIEN AWARD
- JOHNNY UNITAS GOLDEN ARM AWARD WINNER
- AP PLAYER OF THE YEAR
- AP FIRST TEAM ALL-SEC*
- AP SEC OFFENSIVE PLAYER OF THE YEAR*
- FIRST TEAM ALL-SEC COACHES' TEAM
- UNANIMOUS ALL-AMERICAN

