

# 2020 FOOTBALL GAME NOTES



**NATIONAL CHAMPIONS**  
1958 • 2003 • 2007 • 2019  
**SEC CHAMPIONS**  
1935 • 1936 • 1958 • 1961  
1970 • 1986 • 1988 • 2001  
2003 • 2007 • 2011 • 2019

**GAME 1** vs. **Mississippi State**  
September 26, 2020

Tiger Stadium  
Baton Rouge, La.  
2:30 p.m. CT • CBS

## BREAKDOWN

### LSU

Record 0-0  
Ranking No. 6 AP/ No. 5 Coaches  
Last Game Jan. 14 vs. Clemson  
Won, 42-25  
Head Coach Ed Orgeron  
Career Record 56-36  
LSU Record 40-9  
vs. MSU 3-3  
LSU vs. MSU LSU leads 75-35-3



### Mississippi State

Record 0-0  
Ranking RV  
Last Game Dec. 30 vs. Louisville  
Lost, 38-28  
Head Coach Mike Leach  
Career Record 139-90 (18 seasons)  
Record at MSU 0-0 (1st Season)



## 2020 SCHEDULE

DATE	OPPONENT/TV	TIME (CT)	SERIES RECORD
Sept. 26	Mississippi State* [CBS]	2:30 p.m.	LSU leads 75-35-3
Oct. 3	at Vanderbilt* [SECN]	6:30 p.m.	LSU leads 23-7-1
Oct. 10	Missouri*	TBA	Tied 1-1-0
Oct. 17	at Florida* [ESPN/2]	2:30 p.m.	Florida leads 33-30-3
Oct. 24	South Carolina*	TBA	LSU leads 18-2-1
Oct. 31	at Auburn* [CBS]	2:30 p.m.	LSU leads 31-22-1
Nov. 14	Alabama* [CBS]	5 p.m.	Alabama leads 53-26-5
Nov. 21	at Arkansas*	TBA	LSU leads 41-22-2
Nov. 28	at Texas A&M*	TBA	LSU leads 34-21-3
Dec. 5	Ole Miss*	TBA	LSU leads 63-41-4
Dec. 19	SEC Championship	TBA	LSU 5-1 in Title Game

\* - Denotes SEC Games | All dates & times are Central and Subject to Change

## NEXT UP

▶ LSU opens its fourth full season under head coach Ed Orgeron when the No. 5/6 Tigers host Mississippi State on Saturday in Tiger Stadium. Kickoff is set for 2:30 p.m. CT and will be televised on CBS.

▶ LSU is 75-35-3 all-time against Mississippi State, which includes a 49-19-1 mark in games played in Baton Rouge. LSU has won 18 of the last 20 meetings with Mississippi State dating back to 2000.

▶ It's LSU's 127th season of football at LSU, a span that has seen the Tigers four national titles (1958, 2003, 2007 and 2019) and claim 12 SEC titles (1935, 1936, 1958, 1961, 1970, 1986, 1988, 2001, 2003, 2007, 2011 and 2019).

▶ LSU enters the game after producing the most dominant season in college football history a year ago, going 15-0 and winning the national title with a 42-25 victory over Clemson in the championship game. LSU beat seven Top 10 opponents in 2019 (most in college football history) and the Tigers won 12 games by double-digits.

▶ LSU brings the nation's longest current winning streak into the Mississippi State game at 16 straight. The Tigers are three wins shy of tying the all-time LSU mark of 19 set between 1957 and 1959.

▶ LSU coach Ed Orgeron is 6-0 all-time in season openers (3-0 at LSU, 3-0 at Ole Miss).

▶ Orgeron brings a 40-9 mark in 49 games as LSU's head coach into the season-opener. Of his 40 wins with the Tigers, 31 have come by double-figures, 18 have come against teams ranked in the Top 25 with 12 of those coming against Top 10 opponents. Orgeron is 12-3 against Top 10 teams at LSU.

▶ Orgeron has led LSU to 26 wins over SEC opponents and the Tigers carry a streak of nine straight conference victories into the Mississippi State contest.

▶ LSU has won three straight and 16 of its last 17 season opening contests dating back to 2003. The only loss during that span came against Wisconsin (L, 16-14) in Lambeau Field to open the 2016 season.

▶ LSU enters the season ranked in both the Associated Press Top 25 and the Coaches Poll for the 20th straight year, a streak that dates back to the start of the 2001 season.

▶ LSU will play its first day-game season-opener in Tiger Stadium since 2008 when the Tigers beat Appalachian State 41-13 in a game moved to 10 a.m. due to Hurricane Gustav.

▶ LSU has won five straight and 18 of its last 19 day games in Tiger Stadium, a streak that dates back to the start of the 2010 season.

▶ Junior QB Myles Brennan will get his first career start on Saturday. Brennan has appeared 17 games during his LSU career, passing for 600 yards and 2 TDs.

▶ Junior WR Terrace Marshall Jr. is LSU's top returning receiver with 58 career receptions for 863 yards and 13 TDs.

▶ Senior S JaCoby Stevens is LSU's leading active defender in tackles (127), tackles for loss (15.5) and sacks (6.5).

▶ Sophomore CB Derek Stingley Jr. is coming off a All-America season in 2019 when he led the SEC in interceptions (6) and passes defended (21).

## COACH LOCATIONS

### On The Field

Ed Orgeron, Head Coach  
Mickey Joseph, Wide Receivers/Asst. Head Coach  
Bo Pelini, Defensive Coordinator  
James Cregg, Offensive Line  
Bill Johnson, Defensive Line  
Kevin Faulk, Running Backs  
Greg McMahon, Special Teams  
Corey Raymond, Defensive Backs

### In The Press Box

Steve Ensminger, Offensive Coordinator, QBs  
Scott Linehan, Passing Game Coordinator  
Bill Busch, Safeties

## ON THE AIR



Chris Blair, Play-By-Play  
Doug Moreau, Analyst  
Gordy Rush, Reporter



Brad Nessler, Play-by-Play  
Gary Danielson, Analyst  
Jamie Erdahl, Reporter

## LSU Media Central

Media can access the current media guide, updated statistics and game notes all in one location at [www.LSUports.net/media](http://www.LSUports.net/media).

## BY THE NUMBERS

# 7

Consecutive games LSU has scored at least 35 points dating back to Alabama game last year.

# 16

Consecutive wins by LSU, the longest active streak in college football and the second longest streak in school history.

# 19

Straight games LSU has had at least one passing touchdown.

# Vanderbilt Week

## 28

**MONDAY**  
**Orgeron Press Conference**  
12:30 p.m. - Zoom

## 29

**TUESDAY**  
**Player Interviews**  
Noon - 1 p.m. - Zoom

## 30

**WEDNESDAY**  
**SEC Teleconference**  
10 a.m. Orgeron on call

**Coach O Radio Show**  
7 p.m. - TJ Ribs at Acadian

## 1

**THURSDAY**  
**Coach Orgeron Post-Practice Interview**  
5:45 p.m. - Zoom

## 2

**FRIDAY**  
**Focus Friday**  
Travel Day  
No Media Availability

## 3

**SATURDAY**  
**Gameday**  
LSU at Vanderbilt  
6:30 p.m. CT | SECN

## 4

**SUNDAY**  
**Off Day**  
No Media Availability

## LSU Media Services

### Ed Orgeron Interviews

#### Monday Press Conference:

LSU head coach Ed Orgeron meets with the media each Monday of game week over Zoom. A transcript of Coach Orgeron's opening statement as well as the question and answer session can be found on [www.LSUports.net](http://www.LSUports.net). LSU will distribute the interview via FTP. A link to download the press conference will be emailed to members of the media each Monday afternoon during the season. Email Michael Bonnette at [mbonnet@lsu.edu](mailto:mbonnet@lsu.edu) to be placed on the distribution list.

#### Listen To Ed Orgeron's Weekly Press Conference

Members of the media can access the audio portion of Coach Orgeron's Weekly Press Luncheon each Monday starting at 12:30 p.m. CT at [www.LSUports.net/live](http://www.LSUports.net/live) or over the radio in the Baton Rouge area on 104.5 FM.

#### SEC Teleconference

The 14 SEC coaches are featured on a weekly teleconference each Wednesday at 10 a.m. CT during the regular season. Coach Orgeron speaks for 10 minutes starting at 10 a.m. Contact the LSU Sports Information Department to obtain the phone number to access the call.

#### Thursday Post-Practice

Coach Orgeron meets with the media over Zoom at approx. 6 p.m. each Thursday during the regular season.

### LSU Player Interviews

LSU players are available to the media during a typical game week on Tuesday from noon-1 p.m. over Zoom. Interview requests for the Monday media opportunity should be made at least 24 hours in advance and emailed to Michael Bonnette ([mbonnet@lsu.edu](mailto:mbonnet@lsu.edu)) and Chelsey Chamberlain ([cchamberlain@lsu.edu](mailto:cchamberlain@lsu.edu)). Members of the media are not permitted to contact players on their cell phones under any circumstance.

#### LSU Video Newsfeed

LSU will be distributing video interviews and other highlights via FTP during the 2020 season. A link to download the newsfeed will be emailed to members of the media each Monday afternoon during the season. Email Michael Bonnette at [mbonnet@lsu.edu](mailto:mbonnet@lsu.edu) to be placed on the distribution list.

### WHO TO CONTACT

**Communications Office • (225) 578-8226**

**Michael Bonnette • Assoc. AD/Communications**

Coach Orgeron and Player Interview Requests |

E-mail: [mbonnet@lsu.edu](mailto:mbonnet@lsu.edu)

**Chelsey Chamberlain • Asst. Communications Director**

Player Interview Requests | E-mail: [cchamberlain@lsu.edu](mailto:cchamberlain@lsu.edu)

**LSU Director of Creative Content**

Emily Dixon - [emily@lsu.edu](mailto:emily@lsu.edu)

**LSU Assoc. Director of Digital & Creative Content**

Brandon Berrio - [bberri1@lsu.edu](mailto:bberri1@lsu.edu)

**LSU Digital Media Reporter**

Cody Worsham - [cworsham@lsu.edu](mailto:cworsham@lsu.edu)

**LSU Director of Digital Media**

Todd Politz - [todd@lsusp.com](mailto:todd@lsusp.com)

**LSU Creative Services**

Jason Feirman - [jfeirman@lsu.edu](mailto:jfeirman@lsu.edu) (Logos)

Lindsey Thompson - [lthompson1@lsu.edu](mailto:lthompson1@lsu.edu) (Graphics)

Chris Parent - [cparen3@lsu.edu](mailto:cparen3@lsu.edu) (Photos)

**Network Operations/SEC Network**

Kevin Wagner - [jwagne2@lsu.edu](mailto:jwagne2@lsu.edu)

**LSU Sports Productions**

David Landry - [david@lsusp.com](mailto:david@lsusp.com)

**LSU Radio**

Chris Blair - [chris@lsusp.com](mailto:chris@lsusp.com)

**LSU Sports Information Mailing Address**

LSU Athletic Administration Building

**[www.LSUports.net/media](http://www.LSUports.net/media)**

The Official Website of LSU Athletics is home to all the football information you need. Schedules, results, rosters, bios, statistics and game notes can be found and are always up to date. The GAMEDAY section, updated daily, has all relevant info for the upcoming game.

**CollegePressBox.com**

Collegepressbox.com is the official media website for SEC Football. Access and download weekly game notes, quotes, statistics, media guides, headshots, logos, flip cards and more for the conference and each of its member schools. Login information will be distributed to accredited media or you can apply for a password by sending an e-mail to [password@collegepressbox.com](mailto:password@collegepressbox.com).



### LSU Football on Twitter & Facebook

[facebook.com/LSUfootball](https://facebook.com/LSUfootball)

[twitter.com/LSUfootball](https://twitter.com/LSUfootball)

[instagram.com/LSUfootball](https://instagram.com/LSUfootball)

[twitter.com/Coach\\_EdOrgeron](https://twitter.com/Coach_EdOrgeron)

[twitter.com/LSUMediaAlerts](https://twitter.com/LSUMediaAlerts)

[LSUports.net/connect](http://LSUports.net/connect)



# Ed Orgeron

## Head Coach

@Coach\_EdOrgeron

Overall Record: 56-36

LSU Record: 40-9

(Fifth year)

### THE ORGERON FILE

Year at LSU: Fifth (Fourth as head coach)

Birthdate: July 27, 1961, in Larose, La.

Children: Tyler, Parker, Cody

High School: South Lafourche High School (Galliano, La.)

College: Northwestern State (La.), 1984

### YEAR-BY-YEAR HEAD COACHING RECORD

YEAR	SCHOOL	OVERALL RECORD
2005	Ole Miss	3-8
2006	Ole Miss	4-8
2007	Ole Miss	3-9
2013	Southern Cal	6-2
2016	LSU	6-2
2017	LSU	9-4
2018	LSU	10-3
2019	LSU	15-0
<b>Overall</b>		<b>56-36</b>

### PLAYING EXPERIENCE

1981-84 Northwestern (La.) State (defensive line)

### COACHING EXPERIENCE

1984	Northwestern (La.) State (graduate assistant)
1985	McNeese State (graduate assistant)
1986-87	Arkansas (assistant strength coach)
1988-92	Miami (Fla.) (graduate assistant, 1988; defensive line 1989-92)
1994	Nicholls State (linebackers)
1995-97	Syracuse (defensive line)
1998-2004	Southern Cal (defensive line, 1998-2002; recruiting coordinator, 2001-04)
2005-07	Ole Miss (head coach)
2008	New Orleans Saints (defensive line)
2009	Tennessee (defensive line/recruiting coordinator)
2010-12	Southern Cal (defensive coordinator/defensive line/recruiting coordinator, 2010-13; interim head coach, 2013)
2015-pres.	LSU (defensive line; recruiting coordinator, 2016; interim head coach, Sept. 25, 2016, head coach, Nov. 26, 2016)

### BOWL EXPERIENCE

SEASON	BOWL	TEAM	OPPONENT	RESULTS
<b>AS ASSISTANT COACH</b>				
1986	Orange	Arkansas	Oklahoma	L, 42-8
1987	Liberty	Arkansas	Georgia	L, 20-17
1988	Orange	Miami	Nebraska	W, 23-3
1989	Sugar	Miami	Alabama	W, 33-25
1990	Cotton	Miami	Texas	W, 46-3
1991	Orange	Miami	Nebraska	W, 22-0
1992	Sugar	Miami	Alabama	L, 34-13
1995	Gator	Syracuse	Clemson	W, 41-0
1996	Liberty	Syracuse	Houston	W, 30-17
1997	Fiesta	Syracuse	Kansas State	L, 35-18
1998	Sun	Southern Cal	TCU	L, 28-19
2001	Las Vegas	Southern Cal	Utah	L, 10-6
2002	Orange	Southern Cal	Iowa	W, 38-17
2003	Rose	Southern Cal	Michigan	W, 28-14
2004	Orange	Southern Cal	Oklahoma	W, 55-19
2009	Chick-fil-A	Tennessee	Virginia Tech	L, 37-14
2012	Sun	Southern Cal	Georgia Tech	L, 21-7
2015	Texas	LSU	Texas Tech	W, 56-27
<b>AS HEAD COACH</b>				
2016	Citrus	LSU	Louisville	W, 29-9
2017	Citrus	LSU	Notre Dame	L, 21-17
2018	Fiesta	LSU	UCF	W, 40-32
2019	Chick-fil-A	LSU	Oklahoma	W, 63-28
2019	CPF NC	LSU	Clemson	W, 42-25

When it comes to building a championship football program, there's none better than LSU head coach Ed Orgeron. A driven leader with a vision on how to achieve success, Orgeron needed only three years to fulfill a pledge he made at his introductory press conference on Nov. 26, 2016 when he vowed to "build a championship program at LSU."

Orgeron did just that in 2019, earning numerous National Coach of the Year honors on his way to leading LSU to the most dominant season in college football history with a 15-0 record and the CFP National Championship.

But Orgeron's definition of a championship program goes much farther than winning championships on the football field. It's also about developing young men, both on and off the field; it's about fielding a team of high-character players that are determined to compete at the highest level on the field, while pursuing an education off the field; it's about players focused on the success of the team, not individual awards; it's about players doing the right thing, all of the time. It's known as the LSU Standard of Performance, not just on Saturday nights during the fall, but year-round.

And with that mentality, which starts at the top with Orgeron – a coach who never takes credit for his team's success, but instead praises his staff and his players – LSU stormed its way to the 2019 national title, winning 12 of 15 games by double-figures and beating seven Top 10 opponents along the way. LSU had five wins over teams that finished the 2019 season ranked in the Top 10.

Since taking over the Tigers four games into the 2016 season, Orgeron has guided LSU to a 40-9 mark – which ties for the most wins by any coach in school history during the first 49 games of their career. He's also led the Tigers to five postseason victories – one in the SEC Championship Game, two bowl games and two in the College Football Playoffs.

Of LSU's 40 wins under Orgeron, 31 have come by double-figures and 12 have been over Top 10 teams. The 12 Top 10 wins rank as the second-most for any coach in LSU history, trailing only Les Miles who won 16 games over Top 10 opponents in 12 years.

LSU has a 24-7 record under Orgeron against SEC teams, which includes a 37-10 win over fourth-ranked Georgia in the 2019 SEC Championship Game.

Under Orgeron, the Tiger program has produced 11 first team All-Americans, four national award winners, including the 2019 Heisman Trophy winner in quarterback Joe Burrow, and 32 NFL Draft picks, which includes nine in the first round. In the 2020 NFL Draft, LSU set an SEC record with five first round picks and tied the all-time mark with 14 players selected during the seven-round event. Quarterback Burrow went No. 1 overall and LSU became the first school in the history of the NFL Draft to have a quarterback, running back (Clyde Edwards-Helaire) and wide receiver (Justin Jefferson) picked in the first round.

When it comes to recruiting, there's none better than Orgeron and his staff who continue to assemble the best roster in college football with a focus that includes keeping the best players in Louisiana at home, while also attracting the top talent from coast to coast.

Now entering its fourth full season under Orgeron, LSU has used the "One Team, One Heartbeat" philosophy along with the ability to "block out the noise" to become the premier program in college football.

### 2019

In 2019, Orgeron was consensus National Coach of the Year earning the honor from the Associated Press, Walter Camp, Eddie Robinson, Home Depot, George Munger and the AFCA. He was also named the SEC Coach of the Year.

Orgeron guided the Tigers to the most dominant regular season in school history with the Tigers posting a 13-0 mark and outscoring opponents, 621-275. LSU blew through the College Football Playoffs, beating No. 4 Oklahoma, 63-28, and then claimed the school's fourth national title with a 42-25 win over No. 2 Clemson in the national championship game to finish with the first 15-0 record in the history of the SEC.

LSU went 8-0 in SEC play during the regular-season, winning six of the eight games by at least two touchdowns. LSU racked up 46 points and 559 total yards in a 46-41 win over Alabama in Tuscaloosa and then followed that with 714 total yards in a win over Ole Miss in Oxford. LSU closed out the regular-season with a 50-7 win over Texas A&M in Tiger Stadium. LSU captured its 12th SEC title with a 37-10 win over No. 3 Georgia in the SEC Championship Game in Atlanta.

LSU trailed in only six games all season, just twice in the second half and never in the fourth quarter. The biggest deficit the Tigers faced all season was 17-7 against Clemson in the second quarter of the national championship game. LSU responded by scoring 21 unanswered points to take the lead for good at 28-17 just before halftime.

Overall, LSU went into the Clemson game riding a streak of 21 straight quarters without trailing an opponent, a streak that dated back to the Auburn game on Oct. 26.

LSU's offensive success in 2019 was a product of the Tigers going to the spread offense and the play-calling of coordinator Steve Ensminger. During the 2019 offseason, Orgeron hired Joe Brady as LSU's passing game coordinator, who installed the spread and the results followed. Burrow set nearly ever LSU and SEC single-season passing record as the Tigers led the nation in points per game (48.4) and yards per game (568.4) – both school records. LSU scored at least 40 points in 12 games and the Tigers went over the 50-point mark seven times and eclipsed 60 points three times.

Defensively, the Tigers allowed only 21.9 points per game and allowed a combined one passing touchdown in wins over Georgia, Oklahoma and Clemson.

In addition to Burrow's sweep of National Player of the Year Awards and the Heisman Trophy, LSU produced the winner of the Biletnikoff Award (Ja'Marr Chase) and the Jim Thorpe Award (Grant Delpit). LSU set a school-record with five first team All-America selections in 2019 (Burrow, Chase, Delpit, Damien Lewis, and Derek Stingley Jr.).

The Tigers capped the 2019 season by setting an SEC record with first players selected in the first round of the 2020 NFL Draft, led by Burrow who was picked No. 1 overall by the Bengals.

### THE COACH O WAY

A native of LaRose, Louisiana, Orgeron developed a passion for the Tigers at an early age, becoming a fan of some of the all-time LSU greats in the 1970s. Players like Bert Jones, Ronnie Estay, Tommy Casanova, Charles Alexander and of course, coach Charles McClendon, ignited a purple and gold fire under Orgeron that still burns today.

Orgeron has reunited the current roster with former players, making them an integral part of the program and he's leveraged his passion and love for LSU into a determination and drive that sees him spend nearly every waking moment focused on LSU football and his vision for the program.

With the "One Team. One Heartbeat" motto, the Tigers seemingly became a different team overnight when



Orgeron was elevated to interim head coach on Sept. 25, 2016 and the results that LSU sought soon followed.

As the head coach of the Tigers, Orgeron said he was going to “flip the script” and he assigned a theme for the daily practices. The purpose of the descriptive practice themes for each day during the week is one of the ways that Orgeron and his staff hold the players accountable and focused both prior to and during the workout. The daily practice nicknames are as follows: Tell the Truth Monday, Competition Tuesday, Turnover/No Turnover Wednesday, No Repeat Thursday, and Focus Friday.

Orgeron has also opened the doors for former LSU players to come back and be active in the program. Having former players actively involved is a way for the current Tigers to get a better understanding of who helped build the foundation for the program, while also letting them see first-hand what it means to be a LSU Tiger and the responsibility that goes along with it. Orgeron routinely has former Tigers speak to the team, attend practices and be involved with the organization.

#### **ORGERON COACHING HISTORY**

Orgeron, who has also served as head coach at Ole Miss and Southern Cal, is 40-9 at LSU. His career mark as a collegiate head coach is 66-36, however he’s 46-11 over his last 57 games. Orgeron went 6-2 as Southern Cal’s interim head coach in 2013, taking over a USC team that stumbled to a 3-2 mark over the first five games of the year. Orgeron rallied the Trojans as USC closed out the regular season with wins in six of its final eight games.

Orgeron originally joined the Tiger staff in 2015 as defensive line coach, before adding the title of recruiting coordinator in the spring of 2016.

Prior to joining the LSU staff, Orgeron’s last coaching stop came at Southern Cal where he served as recruiting coordinator and defensive line coach for the Trojans for four years (2010-13). Orgeron was elevated to interim head coach at USC for the final eight games of the 2013 season.

Orgeron served two stints at Southern Cal, the first as the Trojans’ defensive line coach from 1998 to 2004. Orgeron coached under Paul Hackett at USC for three years from 1998 to 2000 and was one of just a handful of coaches retained by Pete Carroll when he took over as the Trojans’ head coach in 2001.

Orgeron left USC in 2005 to become the head coach at Ole Miss, where he went 10-25 in three years with Rebels from 2005-07.

Orgeron spent the 2008 season coaching the defensive line for the New Orleans Saints and then joined Tennessee as defensive line coach and recruiting coordinator in 2009. He returned to Southern Cal following the 2009 season.

Orgeron made a name for himself as a top defensive line coach at the University of Miami from 1988-92, where he coached eight All-Americans, including NFL first-rounders Cortez Kennedy, Russell Maryland and Warren Sapp. In 1988, he was a graduate assistant at Miami, working with the defensive line.

Orgeron also was a graduate assistant at Northwestern (La.) State, his alma mater, in 1984 and McNeese State in 1985, working with the defensive line at both schools, then was an assistant strength coach at Arkansas for two years (1986-87).

#### **ORGERON’S LOUISIANA ROOTS**

Born July 27, 1961, he has three sons, Tyler, and twins Parker and Cody. Tyler is a member of the LSU football coaching staff, while Cody is the starting quarterback at McNeese State. Cody, who still have one year of eligibility remaining, earned his undergraduate degree from McNeese in May. Parker was a two-year starter at wide receiver for McNeese and is currently one semester shy of earning his degree from LSU.

Away from the field, Coach O has taken up the sport of boxing and trains three times a week at a local gym. He also teamed with Louisiana Governor John Bel Edwards to educate and inform the citizens of Louisiana during the Covid-19 pandemic. Coach O appeared on commercials and other mediums to support the wearing of masks during the pandemic.

He’s also been heavily involved in many community service efforts in the Baton Rouge area, including “Basket of Hope”, which has the mission of giving hope to children diagnosed with cancer or other serious illness through the delivery of a Basket of Hope filled with toys, games, craft items, stuffed animals, gift cards, and other items. Coach O makes several trips to local hospitals each year to hand deliver these baskets and to spend time with the children and their families.



## ORGERON'S SUPERLATIVES AT LSU

### Most Points Scored

1.	72	at Texas A&M	11/24/18
2.	66	at Vanderbilt	9/21/19
3.	65	vs. Northwestern St.	9/14/19
4.	63	vs. Oklahoma (CFA Bowl)	12/28/19
5.	58	at Ole Miss	11/16/19

### Fewest Points Allowed

1.	0	vs. Southeastern La.	9/8/18
	0	vs. BYU (in New Orleans)	9/2/17
3.	3	vs. Mississippi St.	10/20/18
	3	vs. Georgia Southern	8/31/19
5.	6	vs. Utah St.	10/5/19

### Most First Downs

1.	35	at Ole Miss	11/16/19
2.	33	vs. Ole Miss	9/29/18
3.	32	vs. Utah St.	10/5/19
	32	vs. UCF (Fiesta Bowl)	1/1/19
5.	31	vs. Oklahoma (CFA Bowl)	12/28/19
	31	vs. Texas A&M	11/30/19
	31	vs. Northwestern St.	9/14/19
	31	at Texas A&M	11/24/18
	31	vs. Rice	11/17/18

### Fewest First Downs Allowed

1.	6	vs. BYU (in New Orleans)	9/2/17
2.	8	vs. Georgia Southern	8/31/19
3.	11	vs. Louisville (Citrus Bowl)	12/31/16
4.	10	vs. Utah St.	10/5/19
5.	12	vs. Texas A&M	11/30/19
	12	at Tennessee	11/18/17
	12	vs. Chattanooga	9/9/17

### Most Rushing Attempts

1.	57	vs. BYU (in New Orleans)	9/2/17
2.	56	vs. Texas A&M	10/25/17
3.	55	at Ole Miss	10/21/17
4.	52	vs. UCF (in Glendale, Ariz.)	1/1/19
	52	vs. Missouri	10/1/16

### Opponent's Fewest Rushing Attempts

1.	14	vs. BYU (in New Orleans)	9/2/17
2.	19	at Arkansas	11/10/18
3.	22	vs. Utah St.	10/5/9
	22	vs. Missouri	10/1/16
5.	23	vs. Northwestern St.	9/14/19

### Most Rushing Yards

1.	418	vs. Missouri	10/1/16
2.	393	at Ole Miss	10/21/17
3.	390	at Arkansas	11/12/16
4.	311	vs. Ole Miss	10/22/16
5.	298	at Texas A&M	11/24/16

### Fewest Rushing Yards Allowed

1.	-5	vs. BYU (in New Orleans)	9/2/17
2.	16	at Arkansas	11/10/18
3.	19	vs. Utah St.	10/5/19
4.	38	at Tennessee	11/18/17
5.	46	vs. Northwestern St.	9/14/19

### Most Passes Attempted

1.	42	vs. Oklahoma (CFA Bowl)	12/28/19
	42	at Ole Miss	11/16/19
	42	vs. Auburn	10/26/19
4.	39	at Alabama	11/9/19
	39	vs. Utah St.	10/5/19
	39	at Texas	9/07/19
	39	at Texas A&M	11/24/18
	39	vs. Georgia Southern	8/31/19

### Most Passes Completed

1.	32	vs. Oklahoma (CFA Bowl)	12/28/19
	32	at Ole Miss	11/16/19
	32	vs. Auburn	10/26/19
4.	31	at Alabama	11/9/19
	31	at Texas	9/07/19

### Opponent's Fewest Pass Attempts

1.	11	vs. Georgia Southern	8/31/19
2.	15	vs. Rice	11/17/18
3.	16	at Florida	10/7/17
4.	17	vs. Florida	11/19/16
5.	19	vs. Alabama	11/5/16

### Opponent's Fewest Passes Completed

1.	4	vs. Georgia Southern	8/31/19
2.	7	vs. Rice	11/17/18
	7	vs. Florida	11/19/16
4.	8	vs. Mississippi St.	10/20/18
5.	9	vs. Auburn	10/14/17

### Most Passing Yards

1.	532	vs. Oklahoma (CFA Bowl)	12/28/19
2.	488	vs. Northwestern St.	9/14/19
3.	471	at Texas	9/07/19
4.	425	vs. Texas A&M	11/30/19
5.	418	at Vanderbilt	9/21/19

### Opponent's Fewest Passing Yards

1.	24	vs. Georgia Southern	8/31/19
2.	59	vs. Mississippi St.	10/20/18
3.	97	vs. Texas A&M	11/30/19
4.	101	vs. Rice	11/17/18
5.	102	vs. BYU (in New Orleans)	9/2/17

### Most Yards of Total Offense

1.	714	at Ole Miss	11/16/19
2.	692	vs. Oklahoma (CFA Bowl)	12/28/19
3.	634	vs. Missouri	10/1/16
4.	622	at Texas A&M	11/24/16
5.	612	vs. Arkansas	11/23/19

### Opponent's Fewest Yards of Total Offense

1.	97	vs. BYU (in New Orleans)	9/2/17
2.	98	vs. Georgia Southern	8/31/19
3.	198	vs. Rice	11/17/18
4.	159	vs. Utah St.	10/5/19
5.	169	vs. Texas A&M	11/30/19

### Highest Punting Average (min. 3)

1.	58.0	vs. Southern Miss	10/15/16
2.	51.7	vs. Georgia Southern	8/31/19
3.	49.2	at Tennessee	11/18/17
4.	49.16	at Auburn	9/15/18
5.	47.7	vs. Missouri	10/1/16

### Highest Time of Possession

1.	44:31	vs. UCF (Fiesta Bowl)	1/1/19
2.	42:33	vs. Missouri	10/1/16
3.	41:03	vs. Utah St.	10/5/19
4.	40:21	vs. Arkansas	11/23/19
5.	37:40	at Ole Miss	10/21/17

### Longest Scoring Drive (By Yards)

1.	99	vs. Utah St. (13 plays)	10/5/19
2.	97	vs. Ole Miss (7 plays)	10/22/16
3.	96	vs. Southeastern La. (7 plays)	9/8/18
4.	95	at Arkansas (2 plays)	11/12/16
5.	93	vs. Missouri (5 plays)	10/1/16

### Longest Scoring Drive (By Time)

1.	7:24	at Arkansas (14-77)	11/10/18
2.	7:13	vs. BYU (in New Orleans) (13-66)	9/2/17
3.	7:12	vs. UCF (Fiesta Bowl) (12-78)	1/1/19
4.	6:55	at Arkansas (13-84)	11/12/16
5.	6:42	vs. Utah St. (13-99)	10/5/19

### Longest Scoring Drive (By Plays)

1.	17	at Ole Miss (66 yds.)	11/17/19
2.	16	vs. Georgia (77 yds.)	12/7/19
3.	15	at Texas A&M (90 yds.)	11/24/18
	15	vs. Mississippi St. (64 yds.)	10/20/18
	15	vs. Georgia (50 yds.)	10/13/18

## ORGERON'S RECORD VS. OPPONENTS

Alabama	1-6	Arizona	1-0	Clemson	1-0	Utah St.	1-0
Arkansas	4-3	California	1-0	Louisville	1-0	Wyoming	0-1
Auburn	3-3	Colorado	1-0	Miami	1-0	<b>Record v. MWC</b>	<b>1-1</b>
Florida	2-3	Oregon St.	1-0	Syracuse	1-0	Chattanooga	1-0
Georgia	2-2	Stanford	1-0	Wake Forest	0-1	The Citadel	1-0
Kentucky	1-1	UCLA	0-1	<b>VS. ACC</b>	<b>4-1</b>	<b>VS. Southern Conference</b>	<b>2-0</b>
LSU	0-3	Utah	1-0	LA Tech	2-0	Northwestern LA	3-0
Mississippi State	3-3	<b>VS. Pac-12</b>	<b>6-1</b>	Rice	1-0	Southeastern LA	1-0
Missouri	1-2	Oklahoma	1-0	Southern Miss	1-0	<b>VS. Southland</b>	<b>4-0</b>
Ole Miss	4-0	Texas	1-0	<b>VS. C-USA</b>	<b>4-0</b>	Georgia Southern	1-0
South Carolina	0-0	<b>VS. Big-12</b>	<b>2-0</b>	BYU	1-0	Troy	0-1
Tennessee	1-1	Memphis	3-0	Notre Dame	0-2	<b>VS. Sun Belt</b>	<b>1-1</b>
Texas A&M	3-1	UCF	1-0	<b>VS. Independent</b>	<b>1-2</b>		
Vanderbilt	2-2	<b>VS. AAC</b>	<b>4-0</b>				
<b>VS. SEC</b>	<b>27-30</b>						

## TRACKING THE TIGERS

WEEK	AP	COACHES	CFP
Preseason	6	5	--
Week 2	6	6	--
Week 3	6	5	--
Week 4	-	-	--
Week 5	-	-	--
Week 6	-	-	--
Week 7	-	-	--
Week 8	-	-	--
Week 9	-	-	--
Week 10	-	-	--
Week 11	-	-	--
Week 12	-	-	--
Week 13	-	-	--
Week 14	-	-	--
Week 15	-	-	--

## AMWAY COACHES POLL

RK.	TEAM	REC.	POINTS	PREV
1	Clemson (44)	2-0	1196	1
2	Alabama (1)	0-0	1119	2
t3	Oklahoma	1-0	1019	3
t3	Georgia	0-0	1091	4
<b>5</b>	<b>LSU (1)</b>	<b>0-0</b>	<b>962</b>	<b>5</b>
6	Florida	0-0	899	6
7	Notre Dame	2-0	896	7
8	Auburn	0-0	766	9
9	Texas	1-0	764	8
10	Ohio State (2)	0-0	741	NR
11	Texas A&M	0-0	651	10
12	North Carolina	1-0	563	11
13	Penn State	0-0	536	NR
14	Miami	2-0	500	18
15	Central Florida	1-0	497	13
16	Cincinnati	1-0	416	14
17	Wisconsin	0-0	411	NR
18	Oklahoma State	1-0	315	12
19	Michigan	0-0	287	NR
20	Memphis	1-0	269	15
21	Tennessee	0-0	266	17
22	Minnesota	0-0	178	NR
23	BYU	1-0	177	22
24	Virginia Tech	0-0	167	19
25	ULL	2-0	158	21

## AP POLL

RK.	TEAM	POINTS	REC.	PREV
1	Clemson (59)	1525	2-0	1
2	Alabama (1)	1458	0-0	2
3	Oklahoma	1368	1-0	3
4	Georgia	1320	0-0	4
5	Florida	1239	0-0	5
<b>6</b>	<b>LSU (1)</b>	<b>1221</b>	<b>0-0</b>	<b>6</b>
7	Notre Dame	1200	2-0	7
t8	Texas	1037	1-0	9
t8	Auburn	1037	0-0	8
10	Texas A&M	972	0-0	10
11	North Carolina	883	1-0	12
12	Miami	816	2-0	17
13	UCF	771	1-0	14
14	Cincinnati	720	1-0	13
15	Oklahoma State	693	1-0	11
16	Tennessee	529	0-0	15
17	Memphis	510	1-0	16
18	BYU	405	1-0	21
19	ULL	374	2-0	19
20	Virginia Tech	350	0-0	20
21	Pittsburgh	315	2-0	15
22	Army	296	2-0	22
23	Kentucky	230	0-0	23
24	Louisville	115	1-1	18
25	Marshall	108	2-0	NR

## 2020 TEAM BREAKDOWN

Base Offense:	Multiple
Base Defense:	4-3
Returning Letterwinners:	41
Offense:	17
Defense:	21
Special Teams:	3
Letterwinners Lost:	27
Offense:	13
Defense:	12
Special Teams:	2

### Returning Offensive Starters (2)

6 Terrace Marshall Jr.	WR	JR-2L	6-3	200	Bossier City, La. (Parkway HS)
76 Austin Deculus	OL	SR-3L	6-7	321	Cypress, Texas (Cy-Fair HS)

### Returning Defensive Starters (3)

97 Glen Logan	DE	JR-2L	6-4	297	Destrehan, La. (Destrehan HS)
3 JaCoby Stevens	S	SR-3L	6-2	230	Murfreesboro, Tn. (Oakland HS)
24 Derek Stingley Jr.	CB	SO-1L	6-1	195	Baton Rouge, La. (Dunham School)

### Returning Special Teams Starters (3)

32 Avery Atkins	KO	JR-2L	5-11	214	Auburn, Ala. (Auburn)
36 Cade York	PK	SO-1L	6-1	198	McKinney, Texas (Prosper HS)
38 Zach Von Rosenberg P	SR-3L	6-5	245	Zachary, La. (Zachary HS)	

### Offensive Starters Lost (9)

2 Justin Jefferson	WR	JR-3L	6-2	185	NFL - First Round (Vikings)
7 Ja'Marr Chase	WR	SO-2L	6-1	200	Opted Out of 2020 Season
9 Joe Burrow	QB	SR-2L	6-4	216	NFL - First Round (Bengals)
22 Clyde Edwards-Helaire	RB	JR-3L	5-8	209	NFL - First Round (Chiefs)
58 Damien Lewis	OG	SR-2L	6-3	322	NFL - Third Round (Seahawks)
73 Adrian Magee	OL	SR-4L	6-4	343	NFL - Undrafted Free Agent
77 Saahdiq Charles	OT	JR-3L	6-5	305	NFL - Fourth Round (Redskins)
79 Lloyd Cushenberry III	C	JR-3L	6-4	309	NFL - Third Round (Broncos)
81 Thaddeaus Moss	TE	JR-1L	6-3	249	NFL - Free Agent (Redskins)

### Defensive Starters Lost (8)

1 Kristian Fulton	CB	6-0	192	SR-3L	NFL - Second Round (Titans)
5 Kary Vincent Jr.	S	5-10	181	JR-3L	Opted out of 2020 season
6 Jacob Phillips	LB	6-4	229	JR-3L	NFL - Third Round (Browns)
7 Grant Delpit	S	6-3	203	JR-3L	NFL - Second Round (Browns)
8 Patrick Queen	LB	6-1	227	JR-3L	NFL - First Round (Ravens)
18 K'Lavon Chaisson	OLB	6-4	238	JR-2L	NFL - First Round (Jaguars)
72 Tyler Shelvin	NT	6-3	346	SO-2L	Opted Out of 2020 Season
90 Rashard Lawrence	DL	6-3	317	SR-3L	NFL - Fourth Round (Cardinals)

### Special Teams Starters Lost (1)

48 Blake Ferguson	LS	6-3	235	SR-4L	NFL - Sixth Round (Dolphins)
-------------------	----	-----	-----	-------	------------------------------

### Returning Statistical Leaders (2019 Stats)

RUSHING	ATT.	YDS.	AVG.	TDS
Tyrion Davis--Price	64	301	4.6	6
Chris Curry	38	194	5.0	0
John Emery Jr.	39	196	4.8	4

PASSING	COMP.	ATT.	INT.	TDS	YARDS	PCT.
Myles Brennan	24	40	1	1	353	60.0

RECEIVING	REC.	YARDS	AVG.	AVG./GAME	TDS
Terrace Marshall Jr.	46	671	14.59	55.92	13

TACKLES	TOTAL SOLO	ASST.	INT.	SACKS	TFL	
JaCoby Stevens	92	53	39	3	5-28	9-44
Damone Clark	50	17	33	0	3.5-22	4-33

## NOTEBOOK

### LSU Opens 2020 season with SEC Foe Mississippi State

- ▶ LSU will meet Mississippi State in football for the 114th time when the teams square off in Tiger Stadium on September 26, 2020.
- ▶ LSU holds a 75-35-3 advantage in the all-time series and a 49-19-1 advantage while playing in Baton Rouge.
- ▶ The first meeting came in 1896 in Baton Rouge as LSU came out victorious 52-0.
- ▶ Mississippi State finished the 2019 season with a 6-7 record.
- ▶ LSU came out on top in the last meeting, 36-13, in Starkville.
- ▶ This will be the second time the Tigers face Mississippi State in a season opener and home opener. The first time the Tigers faced Mississippi State in a home opener was in 1946 with the Tigers defeating the Bulldogs 13-6. In 2007, the Tiger opened the season at Mississippi State with a 45-0 victory.
- ▶ LSU is 53-29-5 all-time in Southeastern Conference opening games, winning 11 of the last 13 games.
- ▶ LSU has only opened SEC play at home twice out of the last nine seasons.

### 2019: A Recap

- ▶ LSU is coming off the most dominant season in college football history, as the Tigers went 15-0, the first 15-0 record in the history of the SEC.
- ▶ The Tigers posted a 13-0 mark and outscored opponents 621-275 in the regular season.
- ▶ LSU blew through the College Football Playoffs, beating No. 4 Oklahoma, 63-28, and then claimed the school's fourth national title with a 42-25 win over No. 2 Clemson in the national championship game.
- ▶ LSU went 8-0 in SEC play during the regular season, winning six of eight games by at least two touchdowns.
- ▶ The Tigers captured their 12th SEC title with a 37-10 win over No. 3 Georgia in the SEC Championship game in Atlanta.
- ▶ LSU trailed in only six games all season, just twice in the second half and never in the fourth quarter.
- ▶ Joe Burrow set nearly every LSU and SEC single-season pass record as the Tigers led the nation in points per game (48.4) and yards per game (568.4) - both school records.
- ▶ Burrow was named National Player of the Year and the 2019 Heisman Trophy award winner. LSU also produced the Biletnikoff Award (J'Marr Chase) and the Jim Thorpe Award (Grant Delpit).
- ▶ The Tigers set a school-record with five first team All-America selections in 2019 (Burrow, Chase, Delpit, Lewis, and Derek Stingley Jr.)
- ▶ The Tigers capped the 2019 season by setting an SEC record with first players elected in the first round of the 2020 NFL Draft, led by Burrow who was picked No. 1 overall by the Bengals.

### LSU Under Louisiana's Own Ed Orgeron

- ▶ In his fourth full season as head coach of the Tigers, Orgeron continues to gain momentum on the field and on the recruiting trail.
- ▶ Orgeron has guided the Tigers to a 40-9 overall mark - which ties for the most wins by any coach in school history during the first 49 games of their career.
- ▶ He has led the Tigers to five postseason victories - one in the SEC Championship Game, two bowl games and two in the College Football Playoffs.
- ▶ Of LSU's 40 wins under Orgeron, 31 have come by double-figures and 12 have been over Top 10 teams. The 12 Top 10 wins rank as the second-most for a coach in LSU history, trailing only Les Miles who won 16 games over Top 10 opponents in 12 years.
- ▶ LSU has a 24-7 record under Orgeron against SEC teams, which includes a 37-10 win over fourth-ranked Georgia in the 2019 SEC Championship game.
- ▶ Under Orgeron, the Tigers have played 44-of-50 games ranked in the Top 25, including every game in 2018 and 2019.

### LSU Playing 45th Game Ranked In Top 25 Under Orgeron on Saturday

- ▶ The Mississippi State contest will mark LSU's 50th game under Ed Orgeron and the Tigers go into the contest ranked in the Top 25 team for the 45th time under Coach O.
- ▶ Of the 45 Top 25 appearances, 24 have come with the Tigers ranked in the Top 10.
- ▶ LSU is 44-5 as a Top 25 team under Orgeron, which includes a 20-3 record as a Top 10 team.
- ▶ The Mississippi State contest will be the 32nd straight game LSU has played as a Top 25 team, a streak that dates back to the Tennessee game on Nov. 18, 2017.

### LSU In Home Openers

- ▶ LSU has won 14 straight home openers dating back to a 45-3 win over Louisiana-Lafayette in 2006.
- ▶ Last year, LSU opened its home slate with a 55-3 win over Georgia Southern
- ▶ Overall, LSU is 100-21-4 in home openers, which includes a 72-19-4 mark in Tiger Stadium.
- ▶ LSU's last home opener loss came against Tennessee in 2005 when the Vols beat the Tigers, 30-27, in overtime in what was a Monday night game.
- ▶ LSU hasn't lost a "Saturday Night" home opener since dropping a 18-13 decision to Texas A&M in 1994.

### Season Opener Success

- ▶ LSU is 92-29-5 in season openers entering the 2020 home opener against Mississippi State.
- ▶ The Tigers have won 22 of their last 24 season openers. The only two losses during that stretch have come at Virginia Tech in 2002 and against Wisconsin at Lambeau Field in 2016.
- ▶ Last year, LSU stormed past Georgia Southern 55-3.
- ▶ In six games as head coach between Ole Miss and LSU, Ed Orgeron owns a record of 6-0 in season openers.

### Orgeron Becomes 8th LSU Coach To Reach 50-Game Mark

- ▶ On Saturday, Ed Orgeron will coach his 50th game as head coach of the Tigers.
- ▶ Orgeron becomes only the 8th coach in LSU history to reach 50 games as head coach of the Tigers.
- ▶ Orgeron is 40-9 overall and is one win away from tying Les Miles for the most wins after 50 games in LSU history.
- ▶ Miles posted a 41-9 mark in his first 50 games as LSU's head coach.

## TIGER TRENDS

	2020	Orgeron	Streak
August	0-0	1-0	W1
September	0-0	11-2	W8
October	0-0	12-1	W6
November	0-0	11-5	W4
December-January	0-0	5-1	W4
<b>LSU's Conference Record...</b>			
at home	0-0	12-3	W4
on the road	0-0	11-4	W4
<b>LSU's Non-Conference Record...</b>			
at home	0-0	9-1	W6
on the road	0-0	1-0	W6
neutral	0-0	6-1	W4
<b>LSU vs. Ranked Opponents...</b>			
at home	0-0	6-3	W2
on the road	0-0	6-3	W2
neutral	0-0	6-1	W5
<b>LSU's Record in Games...</b>			
decided by 7 pts or less	0-0	7-3	W3
decided by 3 pts or less	0-0	3-2	W2
Away/neutral during day	0-0	8-2	W5
Away/neutral at night	0-0	11-3	W4
Home during day	0-0	5-1	W5
Home at night	0-0	15-3	W6
<b>LSU's Record When Scoring...</b>			
less than 20 points	0-0	1-7	L1
20+ points	0-0	36-2	W15
30+ points	0-0	36-1	W15
<b>LSU's Record When Allowing...</b>			
14 or fewer points	0-0	17-1	W16
24 or fewer points	0-0	29-5	W17
25+ points	0-0	9-4	W7
<b>LSU's Record When...</b>			
Leading after the 1st qtr	0-0	31-2	W15
Trailing after the 1st qtr	0-0	6-3	W3
Tied after the 1st qtr	0-0	3-3	W2
Leading at halftime	0-0	33-1	W31
Trailing at halftime	0-0	2-7	L3
Tied at halftime	0-0	5-1	W3
Leading after the 3rd qtr	0-0	38-1	W24
Trailing after the 3rd qtr	0-0	2-6	L3
Tied after the 3rd qtr	0-0	0-1	L1
<b>LSU's Record With...</b>			
less than 300 yds total off.	0-0	3-3	L1
300+ yards total offense	0-0	37-6	W16
400+ yards total offense	0-0	31-3	W16
500+ yards total offense	0-0	21-0	W22
600+ yards total offense	0-0	7-0	W21
less than 100 yards rush	0-0	1-2	W1
100+ yards rushing	0-0	39-7	W15
150+ yards rushing	0-0	32-6	W10
200+ yards rushing	0-0	17-2	W4
250+ yards rushing	0-0	10-0	W14
less than 200 yards pass	0-0	8-5	W1
200+ yards passing	0-0	31-4	W16
300+ yards passing	0-0	18-0	W18
350+ yards passing	0-0	14-0	W14
400+ yards passing	0-0	8-0	W8
<b>LSU's Record When Allowing...</b>			
less than 200 total yards	0-0	5-0	W21
less than 300 total yards	0-0	19-2	W14
less than 400 total yards	0-0	32-5	W14
400+ yards total offense	0-0	6-3	W4
less than 100 yards rush	0-0	19-0	W27
100+ yards rush	0-0	18-9	W8
less than 200 yards pass	0-0	20-5	W8
less than 300 yards pass	0-0	33-7	W13
300+ yards pass	0-0	5-0	W8

## PRESEASON HONORS

### Andre Anthony

- LSU Graduate (Sports Administration)

### Jabril Cox

- Bednarik Award
- Second Team All-SEC (Media)

### Austin Deculus

- Second Team All-SEC (Coaches)
- Third Team All-SEC (Media)

### Arik Gilbert

- Third Team All-SEC (Coaches)
- Third Team All-SEC (Media)

### Ed Ingram

- Second Team All-SEC (Coaches)
- Second Team All-SEC (Media)

### Glen Logan

- Third Team All-SEC (Coaches)
- Third Team All-SEC (Media)

### Terrace Marshall Jr.

- Second Team All-SEC (Coaches)
- Second Team All-SEC (Media)

### Travez Moore

- LSU Graduate (Interdisciplinary Studies)

### JaCoby Stevens

- Bednarik Award
- Nagurski Award
- Wuerffel Award
- First Team All-SEC (Coaches)
- First Team All-SEC (Media)

### Derek Stingley

- Walter Camp Preseason All-American
- Hornung Award
- Nagurski Award
- Bednarik Award
- AP Preseason All-America
- First Team All-SEC (Coaches)
- Second Team All-SEC (Coaches)
- First Team All-SEC (Media)
- Second Team All-SEC (Media)
- Third Team All-SEC (Media)

### Zach Von Rosenberg

- Third Team All-SEC (Media)

### Cade York

- Second Team All-SEC (Coaches)
- Second Team All-SEC (Media)

### The 10-Game Schedule A Throwback To Years Past When 10 Games Was The Norm

- ▶ The SEC will play a 10-game schedule this year with all 10 games coming against league opponents.
- ▶ The last time LSU played a 10-game regular-season schedule came in 1969 when the Tigers posted a 9-1 overall record and finished second in the league with a 4-1 mark.
- ▶ LSU opted to pass on a bowl game that year after getting passed over for the Cotton Bowl.
- ▶ LSU's first 10-game season came in 1907 and the Tigers regularly played 10 games during the regular-season until 1970 when an 11th game was added to the schedule.
- ▶ The Sept. 26 season-opener is the latest for the Tigers since 1956 when LSU dropped a 9-6 decision to Texas A&M on Sept. 29.

### LSU Scoring Streak At 25 Straight Quarters Going Into 2020

- ▶ LSU enters the 2020 season having scored in 25 consecutive quarters.
- ▶ The 25-straight quarter streak dates back to the fourth quarter of the Alabama game when LSU scored 13 points in the 46-41 victory over the Crimson Tide.
- ▶ The last time LSU had a scoreless quarter came in the third quarter against Alabama last year.
- ▶ Overall last year, LSU scored points in 57 out of 60 quarters.
- ▶ The only three quarters LSU didn't score last year came against Mississippi State (4th quarter), Auburn (3rd quarter) and Alabama (3rd quarter).
- ▶ LSU has scored points in the first quarter in 19 consecutive games – a streak that dates back to the Arkansas game in 2018.

### Consecutive Starts

- ▶ Four LSU players go into the Mississippi State game riding a consecutive start streak of at least eight games.
- ▶ S JaCoby Stevens leads the way with 19 consecutive starts, followed by CB Derek Stingley Jr. with 15. DE Glen Logan has tallied nine consecutive starts, while Terrace Marshall Jr. has eight.

### The following is a look at the winningest coaches in LSU history after their first 50 games as coach of the Tigers:

1.	Les Miles	41-9
2.	Bernie Moore	37-12-1
3.	Nick Saban	37-13
...		
	<b>Ed Orgeron</b>	<b>40-9</b>

### Here's a look at the coaches that made it to the 50-game mark at LSU

1.	Charles McClendon	203 games
2.	Les Miles	148 games
3.	Bernie Moore	128 games
4.	Gaynell Tinsley	75 games
5.	Paul Dietzel	73 games
6.	Nick Saban	64 games
7.	Gerry DiNardo	57 games
8.	Ed Orgeron	50th game on Saturday vs. Miss. State

### LSU Goes Into 2020 Riding Streak of 20 Consecutive Years With At Least 8 Wins

- ▶ LSU goes into the 2020 season having won at least 8 games for 20 consecutive years, which ties with Oklahoma as the second-longest active streak among FBS teams.
- ▶ Boise State's active streak of 21 straight years with 8 or more wins is the longest among FBS teams
- ▶ LSU's current streak of seasons with at least 8 wins dates back to 2000 when the Tigers posted an 8-4 overall mark.
- ▶ LSU's streak of seasons with at least 8 wins also ranks as the longest of its kind in the history of the SEC, bettering Tennessee 16 (1989-2004); Florida 14 (1990-2003); Georgia 13 (1997-2009); and Alabama 13 (1971-83).

### Tigers Present No. 18 Jerseys for 2020

- ▶ Sophomore running back Chris Curry and junior linebacker Damone Clark will wear the coveted No. 18 jersey for the Tigers this year as Orgeron announced Friday, September 18.
- ▶ Curry, who is in his third year with the Tigers, has patiently waited his turn in what has been an loaded LSU backfield since his arrival on campus in 2018. Curry, a redshirt sophomore from Lehigh High School in Lehigh Acres, Fla., has played in 18 games with one start during his career.
- ▶ His lone start came in LSU's national semifinal win over Oklahoma in the 2019 Peach Bowl as he filled in for an injured Clyde Edwards-Helaire and rushed for 90 yards on 16 carries in helping the Tigers to a 63-28 win over the Sooners.
- ▶ Clark, a native of Baton Rouge and a product of Southern Lab, has played in 28 games with three starts during his career. Clark, who will start at middle linebacker for LSU in 2020, has 51 career tackles to go with 4.0 tackles for loss and 3.5 sacks.
- ▶ Both players now join an elite group of No. 18s at LSU, a tradition that was born in 2003 when quarterback Matt Mauck led the Tigers to their first national title in football since 1958. Mauck's No. 18 became synonymous with success – both on and off the field – as well as a selfless attitude that has become the epitome of being an LSU football player.
- ▶ Here is a look at the players to wear No. 18:

Years	Player	Position
2003	Matt Mauck	QB
2004-07	Jacob Hester	RB
2008-09	Richard Dickson	TE
2010	Richard Murphy	RB
2011	Brandon Taylor	S
2012	Bennie Logan	DT
2013	Lamin Barrow	LB



2014	Terrence Magee	RB
2015-16	Tre'Davious White	CB
2017	Christian LaCouture	DL
2017	John David Moore	FB/TE
2018	Foster Moreau	TE
2019	Lloyd Cushenberry III	C
2019	K'Lavon Chaisson	LB
2020	Chris Curry	RB
2020	Damone Clark	LB

### Senior Stevens to Don No. 7 in 2020

- ▶ Senior safety Jacoby Stevens has been awarded the No. 7 jersey for LSU in 2020, head coach Ed Orgeron announced to the team on Friday, September 18.
- ▶ Stevens, a preseason All-Southeastern Conference selection and a three-time winner of SEC Defensive Player of the Week in 2019, is the undisputed leader of the Tigers – both on and off the field. Stevens, who is LSU's nominee for the Good Works Team and the Wuerffel Award this year, is a playmaker on the field, on pace to graduate with his degree in December and is active in many community service endeavors off the field.
- ▶ Stevens said he wore No. 7 on his high school football team and while playing AAU Basketball. Stevens said the No. 7 has always been his favorite number because of former LSU All-America Patrick Peterson.

### LSU's 16-game Win Streak Nation's Longest; Second in School History

- ▶ LSU's 16-game winning streak ranks as the nation's longest and is the second-longest streak in school history.
- ▶ LSU won a school-record 19 straight games over the 1957-58-59 seasons.
- ▶ The following is a look at the longest winning streaks in school history:

Length	First Win	Loss that Snapped Streak
19 games	def. Tulane, 25-6, on Nov. 30, 1957	lost Tennessee, 14-13, on Nov. 7, 1959
<b>16 games</b>	<b>def. UCF, 40-32 on Jan. 1, 2019</b>	<b>--</b>
15 games	def. Baylor, 48-0, on Nov. 30, 1907	lost Sewanee, 15-6, on Oct. 30, 1909

### Brennan To Get First Career Start On Saturday

- ▶ Myles Brennan will start at quarterback for the Tigers on Saturday against Mississippi State, marking the first career start for the junior.
- ▶ Brennan becomes the 10th LSU quarterback since 1992 to get his first collegiate start against a SEC opponent.
- ▶ Brennan enters the contest having appeared in 17 games during his LSU career, completing 42-of-70 passes for 600 yards, 2 TDs and 3 interceptions.
- ▶ Of his 17 appearances, 8 have come against SEC teams.

### The following is a look at how LSU quarterbacks have fared when their first career start came against a SEC opponent dating back to 1992 when the league went to the divisional format:

Year	Quarterback	Game	Results	Stats
2020	Myles Brennan	Miss. State		
2016	Danny Etling	Miss. State	W, 23-20	19-for-30, 215 yards, 1 TD, 23 rush yards
2014	*Brandon Harris	at Auburn	L, 41-7	3-for-14, 58 yds
2008	Jarrett Lee	Miss. State	W, 34-24	18-for-27, 261 yds, 2 TDs
2005	*JaMarcus Russell	at Florida	W, 24-21	6-for-10, 2 INT, 56 yds, 0 TD
2002	*Rick Clausen	Ole Miss	W, 14-13	2-for-6, 1 INT, 9 yds, 0 TD
2002	Marcus Randall	South Carolina	W, 38-14	12-for-24, 0 INT, 183 yds, 0 TD
1999	Josh Booty	at Georgia	L, 23-22	19-for-45, 3 INT, 280 yds, 1 TD
1998	Craig Nall	at Arkansas	L, 41-14	15-for-30, 0 INT, 147 yds, 0 TD
1994	Melvin Hill	at Florida	L, 42-18	11-for-18, 3 INT, 128 yds, 0 TD

\* -Indicates the player started the game but did not finish.

### First-Time Starters Expected on Saturday Night

- ▶ There have been a total of 16 true freshmen starters in a season opener since 1986.
- ▶ True freshmen make an impact at LSU as in three years with Ed Orgeron as head coach a total of 48 true freshmen have seen action during that span.
- ▶ LSU played 15 true freshmen in 2018 with four of them – WR Terrace Marshall, WR Ja'Marr Chase, LB Micah Baskerville, and OL Chasen Hines – all starting at least one game.
- ▶ In 2017, 20 true freshmen saw action for the Tigers, a number that led the nation. In addition, eight true freshmen started at least one game for the Tigers that year.
- ▶ Derek Stingley Jr. was the ninth true freshman on the defensive side of the ball to start a season opener in the last 33 seasons in 2019 and became the first true freshman in LSU history to start every game as a rookie.
- ▶ Arik Gilbert and Kayshon Boutte are expected to join the list as they will make their debut on September 26 against Mississippi State.
- ▶ The following have started a season opener since 2000: Derek Stingley Jr. (2019) Marshall Jr. (WR, 2018), Charles (RG, 2017), Chaisson (LB, 2017), Delpit (S, 2017), Taylor (LB, 2017), Kevin Toliver (CB, 2015), Trey Quinn (WR, 2014), Jalen Mills (CB, 2012), Jessie Daniels (Nickel, 2003), Jerel Myers (WR, 1999), Johnny Mitchell (DT, 1996), Theo Williams (DT, 1996), Booger McFarland (DT, 1995), Robert Davis (RB, 1992), and Sheddrick Wilson (WR, 1992).

### Most True Freshmen Starters by Year Since 2005

2017	8 (Tory Carter, K'Lavon Chaisson, Saahdiq Charles, Grant Delpit, Ed Ingram, JaCoby Stevens, Tyler Taylor, Kary Vincent Jr.)
2015:	7 (Arden Key, Donte Jackson, Foster Moreau, Bry'Kiethon Mouton, Maaea Teuhema, Kevin Toliver II, Toby Weathersby)
2014:	6 (Jamal Adams, Malachi Dupre, Leonard Fournette, Davon Godchaux, Brandon Harris, Trey Quinn)

## ORGERON'S CAREER DRAFT PICKS

### MIAMI

Bill Hawkins	DE	1989	1	21	Rams
Eric Smith	DE	1989	12	19	Giants
Cortez Kennedy	DT	1990	1	3	Seahawks
Jimmie Jones	DT	1990	3	11	Cowboys
Willis Peguese	DE	1990	3	19	Oilers
Greg Mark	DE	1990	3	26	Giants
Russell Maryland	DT	1991	1	1	Cowboys
Shane Curry	DE	1991	2	13	Colts
Anthony Hamlet	DE	1992	10	11	Seahawks
Darren Krein	DE	1994	5	19	Chargers

### Syracuse

Antonio Anderson	DT	1997	4	5	Dallas
Eric Downing	DT	2001	3	13	Kansas City

### USC

Ennis Davis	DT	2001	7	21	Saints
Kenechi Udeze	DE	2004	1	20	Vikings
Mike Patterson	DT	2005	1	31	Eagles
Shaun Cody	DT	2005	2	5	Lions
Frostee Rucker	DE	2006	3	27	Bengals
LaJuan Ramsey	DT	2006	6	35	Eagles

### OLE MISS

Tre' Stallings	OG	2006	6	186	Chiefs
Patrick Willis	LB	2007	1	11	49ers
Trumaine McBride	CB	2007	7	221	Bears
Michael Oher	OT	2009	1	23	Ravens
Peria Jerry	DT	2009	1	24	Falcons
Mike Wallace	WR	2009	3	84	Steelers
Jamarca Sanford	DB	2009	7	221	Vikings
Dexter McCluster	RB	2010	2	36	Chiefs
John Jerry	OT	2010	3	73	Dolphins
Kendrick Lewis	S	2010	5	136	Chiefs
Greg Hardy	DE	2010	6	175	Panthers
Jerrell Powe	DT	2011	6	199	Chiefs

### TENNESSEE

Dan Williams	DT	2010	1	26	Cardinals
Jurrell Casey	DT	2011	3	77	Titans

### USC

Nick Perry	DE	2012	1	28	Packers
T.J. McDonald	S	2013	3	71	Rams
Marqis Lee	WR	2014	2	39	Jaguars
Marcus Martin	C	2014	3	39	49ers
Devon Kennard	LB	2014	5	174	Giants
Leonard Williams	DE	2015	1	6	Jets
Nelson Agholor	WR	2015	1	20	Eagles
Josh Shaw	CB	2015	4	120	Bengals
Javorius Allen	RB	2015	4	125	Ravens
Hayes Pullard	TE	2015	6	198	Browns
Randall Telfer	LB	2015	7	219	Browns
Su'a Cravens	LB	2016	2	53	Redskin
Max Tuerk	C	2016	3	66	Chargers
Cody Kessler	QB	2016	3	93	Browns
Kevon Seymour	CB	2016	6	218	Bills
Zach Banner	OG	2017	4	137	Colts
Leon McQuay	S	2017	6	218	Chiefs

### LSU

Leonard Fournette	RB	2017	1	4	Jaguars
Jamal Adams	DB	2017	1	6	Jets
Tre'Davious White	DB	2017	1	27	Bills
Ethan Pocic	C	2017	2	58	Seahawks
Duke Riley	LB	2017	3	75	Falcons
Kendell Beckwith	LB	2017	3	107	Buccaneers
Davon Godchaux	DT	2017	5	178	Dolphins
Malachi Dupre	WR	2017	7	247	Packers
Donte Jackson	DB	2018	2	55	Panthers
Derrius Guice	RB	2018	2	59	Redskins
DJ Chark	WR	2018	2	61	Jaguars
Arden Key	DE	2018	3	87	Raiders
Russell Gage	WR	2018	6	194	Falcons
Danny Etling	QB	2018	7	219	Patriots
Will Clapp	C	2018	7	245	Saints
Devin White	LB	2019	1	5	Buccaneers
Greedy Williams	DB	2019	2	46	Browns
Foster Moreau	TE	2019	4	137	Raiders

2012:	6 (Kwon Alexander, Vadal Alexander, Reid Ferguson, Jeremy Hill, Lamar Louis, Jalen Mills)
2013:	5 (Rickey Jefferson, Anthony Jennings, Ethan Pocic, Rashard Robinson, Tre'Davious White)
2019:	4 (Derek Stingley Jr., Joseph Evans, Cordale Flott, Mo Hampton Jr.)
2018	4 (Terrace Marshall Jr., Ja'Marr Chase, Micah Baskerville, Chasen Hines)
2006:	4 (Jacob Cutrera, Richard Dickson, Charles Scott, Keiland Williams)
2010:	3 (Alfred Blue, Tyrann Mathieu, Eric Reid)
2011:	2 (Odell Beckham Jr., Jarvis Landry)
2007:	2 (Drake Nevis, Terrence Toliver)
2008:	2 (Jordan Jefferson, Patrick Peterson)
2009:	2 (Dominique Allen, Rueben Randle)
2016	1 (Dee Anderson)

#### Football Program Earned Victory Number 800 in 2019

- ▶ With its win over Northwestern State on September 14, 2019, the LSU football program became the 12th FBS school to reach the 800-win milestone.
- ▶ With an overall record of 811-415-47, the LSU Football program ranks 12th amongst FBS programs for all-time wins.

#### 1,000-Yard Rushing Streak Reaches 7 Years

- ▶ LSU goes into 2020 riding a streak of seven consecutive years with a 1,000-yard rusher.
- ▶ Last season, junior Clyde Edwards-Helaire owned 1,414 yards for the Tigers.
- ▶ Here's a look at LSU's 1,000-yard rushers during the seven-year streak:

2013	Jeremy Hill	1,401 yards
2014	Leonard Fournette	1,034 yards
2015	Leonard Fournette	1,953 yards (school record)
2016	Derrius Guice	1,387 yards
2017	Derrius Guice	1,153 yards
2018	Nick Brossette	1,039 yards
2019	Clyde Edwards-Helaire	1,414 yards

#### LSU Is 84-0 When Rushing For 100 Yards and Holding Opponents To Less Than 100 Yards

- ▶ In the last 181 games, LSU's success is easy to predict when it comes to net rushing yards. Get to 100 yards rushing and LSU will more than likely win as the Tigers are 148-22 when that happens.
- ▶ Hold the opponent to fewer than 100 yards and the Tigers are 86-5.
- ▶ An even more telling stat is that when LSU rushes for 100-plus yards and holds the opponents to fewer than 100 yards, the Tigers are 84-0.
- ▶ The following is a look at LSU's rushing numbers and how the Tigers have fared in those games:

Year	LSU 100+	LSU 100-	Opp 100+	Opp 100-	LSU 100+/Opp 100-
2005	10-0	1-2	3-1	8-1	7-0
2006	10-0	1-2	5-0	6-2	6-0
2007	11-2	1-0	3-2	9-0	8-0
2008	8-3	0-2	2-5	6-0	6-0
2009	8-0	1-4	7-4	2-0	2-0
2010	11-2	0-0	7-1	5-0	5-0
2011	13-0	0-1	4-1	9-0	9-0
2012	9-1	1-2	4-2	6-1	6-0
2013	10-1	0-2	6-3	4-0	4-0
2014	8-3	0-2	4-4	4-1	4-0
2015	9-1	0-2	3-3	6-0	6-0
2016	8-3	0-1	3-4	5-0	5-0
2017	9-4	0-0	4-4	5-0	5-0
2018	10-2	0-1	5-3	5-0	5-0
2019	14-0	1-0	9-0	6-0	6-0
<b>Totals</b>	<b>148-22</b>	<b>6-21</b>	<b>69-37</b>	<b>86-5</b>	<b>84-0</b>

#### LSU Punter Von Rosenberg One of Nation's Oldest Players

- ▶ At 30 years old, punter Zach Von Rosenberg is the second-oldest player in college football in 2020.
- ▶ Rosenberg, who spent six years playing Minor League Baseball before joining the LSU program in 2016, turned 30 this week.
- ▶ The oldest player in college football is 33-year old Colorado placekicker James Stefanou.

#### We are DBU:

- ▶ Since 2007, LSU leads the nation in number of defensive backs selected in the NFL draft with 21, including six in the first round.
- ▶ Grant Delpit was a consensus All-America DB in 2019.
- ▶ LSU has produced 12 first team All-American defensive backs since 2000.
- ▶ LSU has also had defensive backs claim five national awards since 2010: Patrick Peterson 2010 Bednarik Award; Patrick Peterson 2010 Thorpe Award; Tyrann Mathieu 2011 Bednarik Award; Morris Claiborne 2011 Thorpe Award; Grant Delpit 2019 Thorpe Award.
- ▶ Since the 2007 NFL Draft, LSU has had six DBs picked in the first round.

#### Day Game or Night Game Makes No Difference for LSU

- ▶ LSU's tradition of night games in Tiger Stadium is like none other in college football.
- ▶ But, LSU's recent success in day games in Tiger Stadium has made playing afternoon games in Death Valley more appealing.
- ▶ LSU has won 18 of its last 19 day games in Tiger Stadium, a stretch that goes back to a 16-14 victory over Tennessee on Oct. 2, 2010.
- ▶ Since 2010, LSU's only daytime loss in Tiger Stadium came against Florida by a 16-10 count in 2016.
- ▶ Of LSU's 18 wins during this current stretch, 10 have come against Top 25 teams and 17 were over SEC

## ORGERON'S CAREER DRAFT PICKS

Joe Burrow	QB	2019	1	1	Bengals
K'Lavon Chaisson	OLB	2019	1	20	Jaguars
Justin Jefferson	WR	2019	1	22	Vikings
Patrick Queen	ILB	2019	1	28	Ravens
Clyde Edwards-Helaire	RB	2019	1	32	Chiefs
Grant Delpit	S	2019	2	44	Browns
Kristian Fulton	CB	2019	2	61	Titans
Damien Lewis	OG	2019	3	69	Seahawks
Lloyd Cushenberry C		2019	3	83	Broncos
Jacob Phillips	ILB	2019	3	97	Browns
Saadq Charles	OT	2019	4	108	Redskins
Rashard Lawrence	DT	2019	4	131	Cardinals
Blake Ferguson	LS	2019	6	185	Dolphins
Stephen Sullivan	TE	2019	7	25	Seahawks

## #NFLSU

Jamal Adams	S	SEA
Kwon Alexander	LB	SF
Odell Beckham Jr.	WR	CLE
Michael Brockers	DT	LAR
Joe Burrow	QB	CIN
K'Lavon Chaisson	OLB	JAX
DJ Chark	WR	JAX
Will Clapp	C	NO
Lloyd Cushenberry	C	DEN
Clyde Edwards-Helaire	RB	KC
Blake Ferguson	LS	MIA
Reid Ferguson	LS	BUF
Leonard Fournette	RB	JAX
Kristian Fulton	CB	TEN
Russell Gage	WR	ATL
Davon Godchaux	DT	MIA
Jerald Hawkins	OT	PIT
Donte Jackson	CB	CAR
Justin Jefferson	WR	MIN
Deion Jones	LB	ATL
Arden Key	DE	LV
Jarvis Landry	WR	CLE
Rashard Lawrence	DT	ARI
Damien Lewis	OG	SEA
Tyrann Mathieu	DB	KC
Barkevious Mingo	LB	CHI
Kevin Minter	LB	TAM
Foster Moreau	TE	LV
Patrick Peterson	CB/RS	ARI
Ethan Pocic	C	SEA
Patrick Queen	LB	BAL
Duke Riley	LB	PHI
Trai Turner	OG	LAC
Devin White	LB	TAM
Tre'Davious White	CB	BUF
Andrew Whitworth	OT	LAR
Darrel Williams	RB	KC
Greedy Williams	CB	CLE

opponents.

▶ Since 2000, LSU is 121-19 overall at home, which includes an 92-12 mark at night in Tiger Stadium and a 29-7 record during the day. From 1960-99, LSU posted a 12-19-3 mark in day games in Tiger Stadium.

▶ The following is a breakdown of LSU's night record, day record and overall record in Tiger Stadium since 1960:

Decade	Record at Night	Record during the day	Overall Tiger Stadium Record
1960-69	49-5	4-2-1	53-7-1
1970-79	51-12-1	1-2	52-14-1
1980-89	38-16-1	3-5-2	41-21-3
1990-99	31-19	4-10	35-29
2000-09	49-5	11-6	60-11
2010-19	43-7	18-1	58-8
<b>Totals</b>	<b>261-64-2</b>	<b>41-26-3</b>	<b>302-90-5</b>

#### Eight Tigers Earn Preseason All-SEC Honors

▶ Reigning national champion LSU placed eight players on the 2020 Preseason Coaches All-Southeastern Conference Football Team.

▶ Headlining the list of LSU players on the All-SEC team include cornerback Derek Stingley Jr. and safety JaCoby Stevens, who were both named to the first team. Stingley Jr. is coming off a freshman season that saw him earn consensus All-America honors. He led the SEC in both interceptions (6) and passes defended (21). Stingley also earned a spot on the second team as an all-purpose player.

▶ Second team selections include offensive linemen Ed Ingram and Austin Deculus along with wide receiver Terrace Marshall Jr., and placekicker Cade York.

▶ Third-team selections for the Tigers include freshman tight end Arik Gilbert and defensive tackle Glen Logan.

#### Stingley Named AP Preseason All-Americans

▶ LSU cornerback Derek Stingley Jr. was named an AP Preseason All-American.

▶ Stingley Jr. became the most decorated freshmen in LSU football history, earning consensus All-America honor.

▶ He started all 15 games for the Tigers last season and led the SEC and ranked No. 5 in the nation in interceptions (6) and No. 2 nationally in passes defended (21).

▶ Stingley became the first true freshman in LSU history to start every game as a rookie.

#### Two Tigers To Play in 2020 As a College Graduate

▶ During the 2020 season, two Tigers are going to take the field as a college graduate

▶ LSU's list of two college graduates includes Andre Anthony and Travez Moore.

▶ Here's the list of college graduates on the LSU roster for 2020:

Name	Major (School)	Graduation Date
Andre Anthony	Sports Administration	Summer, 2020
Travez Moore	Interdisciplinary Studies	Summer, 2020

#### Second Generation Tigers

▶ LSU's roster features two players who are second generation Tigers.

▶ Redshirt freshmen Thomas Perry and Brandon Hubicz are both following in their dads footsteps as LSU football players.

▶ Thomas Perry, an offensive lineman from Teurlings Catholic in Lafayette, is the son of Adam Perry, who played offensive guard for the Tigers from 1994-97

▶ Brandon Hubicz, a tight end from Catholic High School in Baton Rouge, is the son of Jim Hubicz, who played offensive tackle and guard for the Tigers from 1986-89.

#### Football Family Connections

▶ LSU has some unique family-football connections on this year's team. The following is a look at those football-related connections with current Tigers:

▶ TE Aaron Moffitt – son of LSU strength and conditioning coach Tommy Moffitt. Aaron's brother Clay just completed a two-year stint on the LSU baseball team.

▶ CB Derek Stingley Jr. – grandson of the late Darryl Stingley, a first round draft pick by the New England Patriots who had his NFL career tragically ended on August 12, 1978 with a spinal cord injury.

▶ Freshman quarterback Max Johnson's father was a quarterback at Florida State and won a Super Bowl as the starting quarterback for the Tampa Bay Buccaneers.

#### Two-Sport Tiger

▶ DB Maurice Hampton Jr. is the only two-sport athlete on the football roster this season.

▶ Hampton Jr. is a member of the LSU baseball team. The Tennessee native was drafted in the 23rd round of the 2019 Major League Draft and elected to attend LSU. Hampton Jr. was the first player in Tennessee history to earn Mr. Football and Mr. Baseball honors in the same season.

#### LSU Amongst Best in the Nation Since 2000

▶ LSU is amongst the best in the nation since 2000 with 201 wins.

▶ The Tigers rank fifth in the country and second in the SEC in wins.

▶ Here is the list of teams with the most wins since 2000:

1.	Boise State	219-43
	Oklahoma	219-49
3.	Ohio State	218-44
4.	Alabama	203-63
5.	LSU	201-59
6.	Georgia	198-67
7.	USC	188-71
	Oregon	188-70
9.	Wisconsin	187-77
10.	TCU	182-71

#### Former Tiger Glen Dorsey named to Louisiana Sports Hall of Fame/College Football Hall of Fame

▶ Dorsey, a Gonzales-East Ascension product, is the most decorated defensive player in LSU football history and helped the Tigers win the 2007 BCS national championship. A two-time All-American defensive tackle, he was SEC Defensive Player of the Year and earned the Outland Trophy, Lombardi Award, Nagurski Trophy and Lott Trophy among other top national collegiate honors playing for 2019 LSHOF inductee Les Miles.

▶ He was drafted by the Kansas City Chiefs with the fifth overall pick in the 2008 NFL Draft. He played eight seasons with the Chiefs and the San Francisco 49ers.

▶ Dorsey joins 16 other players along with two coaches in the College Football Hall of Fame. He will officially be inducted on December 8, 2020 at the NFF Annual Awards

# LSU TIGERS DEPTH CHART

## OFFENSE

OT	51	Dare Rosenthal	6-7	314	So.-1L
	61	Cameron Wire	6-6	311	So.-SQ
- OR -	71	Xavier Hill	6-3	307	Fr.-HS
OG	70	Ed Ingram	6-3	315	Jr.-2L
	77	Marlon Martinez	6-4	325	Fr.-HS
- OR -	78	Thomas Perry	6-6	329	Fr.-RS
C	56	Liam Shanahan	6-5	305	Sr.-Trf.
	69	Charles Turner	6-5	287	Fr.-RS
OG	57	Chasen Hines	6-3	320	Jr.-2L
	75	Anthony Bradford	6-5	365	Fr.-RS
- OR -	58	Kardell Thomas	6-3	326	Fr.-RS
<b>OT</b>	<b>76</b>	<b>Austin Deculus</b>	<b>6-7</b>	<b>322</b>	<b>Sr.-3L</b>
	61	Cameron Wire	6-6	311	So.-SQ
- OR -	74	Marcus Dumervil	6-5	310	Fr.-HS
TE	2	Arik Gilbert	6-5	249	Fr.-HS
	44	Tory Carter	6-0	244	Sr.-3L
	87	Kole Taylor	6-7	243	Fr.-HS
- OR -	85	Nick Storz	6-5	260	So.-RS
WR	1	Kayshon Boutte	6-0	185	Fr.-HS
	13	Jontre Kirklin	6-0	184	Sr.-3L
<b>WR</b>	<b>6</b>	<b>Terrace Marshall Jr.</b>	<b>6-4</b>	<b>200</b>	<b>Jr.-2L</b>
	5	Koy Moore	6-0	174	Fr.-HS
- OR -	10	Jaray Jenkins	6-4	194	So.-1L
WR	17	Racey McMath	6-3	224	Sr.-2L
	33	Trey Palmer	6-0	180	So.-1L
QB	15	Myles Brennan	6-4	210	Jr.-2L
	11	TJ Finley	6-6	242	Fr.-HS
- OR -	14	Max Johnson	6-5	219	Fr.-HS
RB	18 Chris Curry, 3 Tyrion Davis-Price, 4 John Emery Jr.				
	5-11 216 So.-1L   6-1 232 So.-1L   5-11 215 So.-1L				
	8	Tre Bradford	6-0	190	Fr.-HS

## DEFENSE

DE	11	Ali Gaye	6-6	262	Jr.-JC
	49	Travez Moore	6-4	246	Sr.-1L
- OR -	55	Jerrell Cherry	6-2	277	So.-SQ
DT	62	Siaki Ika	6-4	340	So.-1L
	53	Soni Fonua	6-3	268	Jr.-1L
- OR -	92	Neil Farrell	6-4	319	SR.-3L
	90	Jacobian Guillory	6-2	344	Fr.-HS
<b>DT</b>	<b>97</b>	<b>Glen Logan</b>	<b>6-3</b>	<b>339</b>	<b>Sr.-3L</b>
	94	Joseph Evans	6-1	319	Fr.-1L
- OR -	92	Neil Farrell	6-4	319	Sr.-3L
- OR -	99	Jaquelin Roy	6-4	302	Fr.-HS
DE	3	Andre Anthony	6-3	255	Sr.-2L
	8	BJ Ojulari	6-2	230	Fr.-HS
	39	Phillip Webb	6-4	226	Fr.-HS
- OR -	59	Desmond Little	6-5	218	Fr.-RS
LB	23	Micah Baskerville	6-1	231	Jr.-2L
	43	Ray Thorton	6-3	225	Sr.-3L
- OR -	34	Antoine Sampah	6-1	205	Fr.-HS
LB	18	Damone Clark	6-3	245	Jr.-2L
	10	Josh White	6-0	215	Fr.-HS
LB	19	Jabril Cox	6-4	231	Sr.-Trf.
	6	Devonta Lee	6-2	224	So.-1L
- OR -	58	Jared Small	5-10	209	So.-1L
<b>CB</b>	<b>24</b>	<b>Derek Stingley Jr.</b>	<b>6-1</b>	<b>195</b>	<b>So.-1L</b>
	5	Jay Ward	6-1	176	So.-1L
- OR -	16	Darren Evans	6-3	180	Sr.-Trf.
- OR -	2	Dwight McGlothern	6-2	182	Fr.-HS
S	4	Todd Harris Jr.	6-1	195	Jr.-2L
- OR -	14	Maurice Hampton Jr.	6-0	215	So.-1L
	21	Jordan Toles	6-0	199	Fr.-HS
<b>FS</b>	<b>7</b>	<b>JaCoby Stevens</b>	<b>6-2</b>	<b>230</b>	<b>Sr.-3L</b>
	31	Cameron Lewis	6-2	197	Sr.-1L
CB	25	Cordale Flott	6-1	165	So.-1L
	1	Elias Ricks	6-2	196	Fr.-HS
- OR -	29	Raydarius Jones	6-2	170	Fr.-1L

## SPECIAL TEAMS

<b>PK</b>	<b>36</b>	<b>Cade York</b>	<b>6-1</b>	<b>198</b>	<b>So.-1L</b>
	43	Preston Stafford	5-10	174	So.-SQ
<b>KO</b>	32	Avery Atkins	5-11	217	Jr.-2L
	<b>36</b>	<b>Cade York</b>	<b>6-1</b>	<b>198</b>	<b>So.-1L</b>
<b>P</b>	<b>38</b>	<b>Zach Von Rosenberg</b>	<b>6-5</b>	<b>245</b>	<b>Sr.-3L</b>
	32	Avery Atkins	5-11	214	Jr.-2L

LS	48	Quentin Skinner	6-0	243	Fr.-RS
	47	Max Peterson	5-11	213	Fr.-HS
<b>HOLD</b>	<b>38</b>	<b>Zach Von Rosenberg</b>	<b>6-5</b>	<b>245</b>	<b>Sr.-3L</b>
KOR	4	John Emery Jr.	5-11	215	So.-1L
	33	Trey Palmer	6-0	180	So.-1L
<b>PR</b>	<b>24</b>	<b>Derek Stingley Jr.</b>	<b>6-1</b>	<b>195</b>	<b>So.-1L</b>

**BOLD Indicates Returning Starter**

## ASSISTANT COACHES



### Bill Busch

Safeties

**YEAR AT LSU:** Third  
**BIRTHDATE:** April 27, 1965, in Pender, Neb.  
**WIFE:** Laura  
**CHILDREN:** Sydney, Olivia and Gianna  
**COLLEGE:** Nebraska Wesleyan, 1993  
**POSTGRADUATE:** Nebraska-Kearney, 1990



### Mickey Joseph

Wide Receivers/Assistant Head Coach

**YEAR AT LSU:** Fourth  
**BIRTHDATE:** March 5, 1968, in New Orleans, La.  
**WIFE:** Priscilla  
**CHILDREN:** Jacob, Zachary, Makiyah, Maya, Malania  
**HIGH SCHOOL:** Archbishop Shaw HS  
**COLLEGE:** Nebraska, 1993



### James Cregg

Offensive Line

**YEAR AT LSU:** Third  
**BIRTHDATE:** August 18, 1973, in Syracuse, N.Y.  
**WIFE:** Dayna  
**CHILD:** McKenzie  
**COLLEGE:** Colorado State, 1997



### Scott Linehan

Passing Game Coordinator

**YEAR AT LSU:** First  
**BIRTHDATE:** September 17, 1963  
Sunnyside, Wash.  
**WIFE:** Kristen  
**CHILDREN:** Marcus, Matthew, and Michael  
**HIGH SCHOOL:** Sunnyside High School  
**COLLEGE:** Idaho, 1986



### Steve Ensminger

Offensive Coordinator/Quarterbacks

**YEAR AT LSU:** 10th  
**BIRTHDATE:** Sept. 15, 1958, in Baton Rouge, La.  
**WIFE:** Amy  
**CHILDREN:** Krystalin, Brittany Rose and Steven  
**HIGH SCHOOL:** Central HS  
**COLLEGE:** LSU, 1982



### Greg McMahon

Special Teams

**YEAR AT LSU:** Fourth  
**BIRTHDATE:** January 2, 1960, in Rantoul, Ill.  
**WIFE:** Linda  
**CHILDREN:** Drew, Lisa, Sam  
**HIGH SCHOOL:** Rantoul Township High School  
**COLLEGE:** Eastern Illinois, 1982



### Kevin Faulk

Running Backs

**YEAR AT LSU:** Third (First as Running Backs)  
**BIRTHDATE:** June 5, 1976  
**HOMETOWN:** Lafayette, La.  
**HIGH SCHOOL:** Carencro HS  
**COLLEGE:** LSU, 1999



### Bo Pelini

Defensive Coordinator

**YEAR AT LSU:** Fourth  
**BIRTHDATE:** Dec. 13, 1967 in Youngstown, Ohio  
**WIFE:** Mary Pat  
**CHILDREN:** Patrick, Kate, Caralyn  
**HIGH SCHOOL:** Cardinal Mooney, 1985  
**COLLEGE:** Ohio State, 1990  
**POSTGRADUATE:** Iowa, 1991



### Bill Johnson

Defensive Line

**YEAR AT LSU:** Second  
**BIRTHDATE:** June 23, 1995 in Monroe, Louisiana  
**WIFE:** Dawn  
**CHILDREN:** Abbie, Billy  
**HIGH SCHOOL:** Neville High School  
**COLLEGE:** Northwestern State, 1998



### Corey Raymond

Cornerbacks/Recruiting Coordinator

**YEAR AT LSU:** Ninth  
**BIRTHDATE:** Sept. 28, 1969, in New Iberia, La.  
**CHILDREN:** Cody, Ariel, Christopher and Madison  
**HIGH SCHOOL:** New Iberia HS  
**COLLEGE:** LSU, 1992

## THE LAST MEETING

LSU 36

Mississippi State 13

October 19, 2019 • Davis Wade Stadium • Starkville, Mississippi

### Burrow Sets Single-Season Records in Win at State

In only seven games, LSU quarterback **Joe Burrow** broke two LSU single-season touchdown records, as the No. 2 Tigers defeated Mississippi State, 36-13. Burrow, a senior who is putting an onslaught on the LSU record book, was 25-of-32 for 327 yards with four touchdowns. Burrow, who tied Rohan Davey (1998-2001) with seven 300-yard passing games in his career. With a 37-yard touchdown pass to wide receiver **Derrick Dillon** in the third quarter, Burrow set LSU's single-season record with his 30th touchdown responsible for (28 passing, 2 rushing). JaMarcus Russell (2006) and Matt Mauck (2003) held the record with 29. Later in the third quarter, an 18-yard touchdown pass to **Justin Jefferson** was Burrow's 29th of the season, breaking LSU's single-season record also held by Russell and Mauck. Jefferson led LSU with eight catches for 89 yards and a touchdowns, while **Ja'Marr Chase** added five catches for 48 yards and also scored. **Racey McMath** was on the receiving end of a 60-yard touchdown and finished with three catches for 76 yards, while **Thaddeus Moss** had three catches for 48 yards. Defensively, LSU forced three turnovers including interceptions by **JaCoby Stevens** and **Kristian Fulton**, and a fumble forced by **Michael Divinity Jr.** and recovered by **Rashard Lawrence**. Safety **Grant Delpit** led the Tigers with a career-high 11 tackles with a quarterback hurry, while Stevens, linebacker **Jacob Phillips** and safety **Kary Vincent Jr.** each added eight tackles.

## STATISTICAL COMPARISON (2020)

Category	CONF. (FBS) RANKING	
	LSU	MSU
Record:	0-0	0-0
Conference:	0-0	0-0
3rd Down Conversion:		
Opp. 3rd Down Conversion:		
4th Down Conversion		
4th Down Conversion Defense		
Fewest Penalties		
Fewest Penalty Yards		
1st Down Defense		
1st Down Offense		
Kickoff Return Defense		
Kickoff Returns		
Net Punting		
Passing Offense		
Passing Yards Allowed		
Punt Returns		
Punt Return Defense		
Red Zone Offense		
Red Zone Defense		
Rushing Defense		
Rushing Offense		
Sacks Allowed		
Scoring Defense		
Scoring Offense		
Passing Efficiency		
Passing Efficiency Defense		
Sacks		
Tackles for Loss		
Time of Possession		
Total Defense		
Total Offense		
Turnover Margin		
Turnovers Gained		
Turnovers Lost		

**Series Notes:** LSU and Mississippi State will meet for the 114th time with the Tigers holding a 75-35-3 advantage in the series. The first meeting came in 1896 in Baton Rouge as LSU came out victorious 52-0. LSU holds a 49-19-1 record in the series while playing in Baton Rouge. This will be the third time in program history that the Tigers will open the season with Mississippi State and just the second time meeting them in a home opener. The Tigers opened the 1946 season with a 13-6 win over the Bulldogs. The second season opener against State was in 2007 on the road, claiming a 45-0 victory. Over the 113 previous meetings, LSU and Mississippi State have met 25 times with the Tigers ranked inside the Top-Ten in the nation with LSU holding a 23-2 record in those meetings. Last season, LSU would go into Starkville and knock off the Bulldogs to remain undefeated in route to an SEC and National Championship, winning 36-13 over State. In that meeting, quarterback Joe Burrow broke two LSU records, one for the most 300-yard passing games in LSU history and the record for most touchdown passes in school history. Head Coach Ed Orgeron currently holds a 3-3 record against Mississippi State in his career at both Ole Miss and LSU.

### The Series: LSU Leads 75-35-3

Year	Results	Rankings	Date (Site)
1896	LSU, 52-0	NR/NR	Nov. 20 at Baton Rouge
1902	LSU, 6-0	NR/NR	Nov. 27 at Starkville
1903	MSU, 11-0	NR/NR	Nov. 7 at Starkville
1905	LSU, 15-0	NR/NR	Dec. 1 at Baton Rouge
1906	Tie, 0-0	NR/NR	Oct. 27 at Columbus
1907	LSU, 23-11	NR/NR	Nov. 9 at Baton Rouge
1908	LSU, 50-0	NR/NR	Nov. 7 at Baton Rouge
1909	LSU, 15-0	NR/NR	Oct. 16 at Baton Rouge
1910	MSU, 3-0	NR/NR	Oct. 21 at Columbus
1911	MSU, 6-0	NR/NR	Nov. 12 at Gulfport
1912	MSU, 7-0	NR/NR	Nov. 2 at Baton Rouge
1913	Tie, 0-0	NR/NR	Nov. 15 at Starkville
1915	LSU, 10-0	NR/NR	Oct. 29 at Baton Rouge
1916	LSU, 13-3	NR/NR	Nov. 12 at Starkville
1917	MSU, 9-0	NR/NR	Nov. 29 at Baton Rouge
1919	MSU, 6-0	NR/NR	Nov. 1 at Starkville
1920	MSU, 12-7	NR/NR	Oct. 23 at Baton Rouge
1921	LSU, 17-14	NR/NR	Dec. 3 at Starkville
1922	MSU, 7-0	NR/NR	Nov. 18 at Baton Rouge
1923	MSU, 14-7	NR/NR	Dec. 1 at Starkville
1926	MSU, 7-6	NR/NR	Oct. 15 at Jackson
1927	LSU, 9-7	NR/NR	Oct. 22 at Jackson
1928	LSU, 31-0	NR/NR	Oct. 20 at Jackson
1929	LSU, 31-6	NR/NR	Oct. 19 at Jackson
1930	MSU, 8-6	NR/NR	Oct. 18 at Jackson
1931	LSU, 31-0	NR/NR	Oct. 17 at Baton Rouge
1932	LSU, 24-0	NR/NR	Oct. 15 at Monroe
1933	LSU, 21-6	NR/NR	Nov. 25 at Monroe
1934	LSU, 25-3	NR/NR	Nov. 3 at Baton Rouge
1935	LSU, 28-13	NR/NR	Nov. 9 at Baton Rouge
1936	LSU, 12-0	#7/NR	Nov. 7 at Baton Rouge
1937	LSU, 41-0	#18/NR	Nov. 6 at Baton Rouge
1938	LSU, 32-7	NR/NR	Nov. 5 at Baton Rouge
1939	MSU, 15-12	NR/NR	Nov. 11 at Baton Rouge
1940	MSU, 22-7	NR/#19	Nov. 9 at Baton Rouge
1941	Tie, 0-0	NR/NR	Oct. 11 at Baton Rouge
1942	LSU, 16-6	NR/NR	Oct. 10 at Baton Rouge
1944	MSU, 13-6	NR/NR	Oct. 21 at Baton Rouge
1945	MSU, 27-20	#14/NR	Nov. 10 at Baton Rouge
1946	LSU, 13-6	NR/NR	Oct. 5 at Baton Rouge
1947	LSU, 21-6	NR/NR	Nov. 15 at Baton Rouge
1948	MSU, 7-0	NR/NR	Nov. 13 at Baton Rouge
1949	LSU, 34-7	#16/NR	Nov. 15 at Baton Rouge
1950	MSU, 13-7	NR/NR	Nov. 18 at Baton Rouge
1951	LSU, 3-0	NR/NR	Nov. 17 at Baton Rouge
1952	MSU, 33-14	NR/NR	Nov. 15 at Baton Rouge
1953	MSU, 26-13	NR/NR	Nov. 14 at Baton Rouge
1954	MSU, 25-0	NR/NR	Nov. 13 at Baton Rouge
1955	LSU, 34-7	NR/#18	Nov. 12 at Baton Rouge
1956	MSU, 32-13	NR/NR	Nov. 17 at Baton Rouge
1957	MSU, 14-6	NR/#12	Nov. 16 at Baton Rouge
1958	LSU, 7-6	#1/NR	Nov. 15 at Jackson
1959	LSU, 27-0	#3/NR	Nov. 14 at Baton Rouge
1960	LSU, 7-3	NR/NR	Nov. 12 at Baton Rouge
1961	LSU, 14-6	#4/NR	Nov. 18 at Baton Rouge
1962	LSU, 28-0	#10/NR	Nov. 17 at Jackson
1963	MSU, 7-6	NR/NR	Nov. 16 at Jackson
1964	LSU, 14-10	#9/NR	Nov. 14 at Baton Rouge
1965	LSU, 37-20	NR/NR	Nov. 13 at Baton Rouge
1966	LSU, 17-7	NR/NR	Nov. 12 at Baton Rouge
1967	LSU, 55-0	NR/NR	Nov. 18 at Baton Rouge
1968	LSU, 20-16	NR/NR	Nov. 16 at Baton Rouge
1969	LSU, 61-6	#12/NR	Nov. 15 at Baton Rouge
1970	LSU, 38-7	#9/NR	Nov. 14 at Baton Rouge
1971	LSU, 28-3	#20/NR	Nov. 13 at Jackson
1972	LSU, 28-14	#8/NR	Nov. 18 at Baton Rouge
1973	LSU, 26-7	#7/NR	Nov. 17 at Baton Rouge
1974	MSU, 7-6	NR/NR	Nov. 16 at Jackson
*1975	MSU, 16-6	NR/NR	Nov. 15 at Baton Rouge
*1976	MSU, 21-13	NR/NR	Nov. 13 at Jackson
1977	LSU, 27-24	NR/NR	Nov. 12 at Baton Rouge
1978	MSU, 16-14	#17/NR	Nov. 18 at Jackson
1979	LSU, 21-3	NR/NR	Nov. 17 at Baton Rouge
1980	MSU, 55-31	NR/#19	Nov. 15 at Jackson
1981	MSU, 17-9	NR/NR	Nov. 14 at Baton Rouge
1982	MSU, 27-24	#6/NR	Nov. 13 at Starkville
1983	MSU, 45-26	NR/NR	Nov. 12 at Baton Rouge
1984	MSU, 16-14	#9/NR	Nov. 17 at Starkville
1985	LSU, 17-15	#19/NR	Nov. 16 at Baton Rouge
1986	LSU, 47-0	#12/NR	Nov. 15 at Jackson
1987	LSU, 34-14	#10/NR	Nov. 14 at Baton Rouge
1988	LSU, 20-3	#12/NR	Nov. 12 at Starkville
1989	LSU, 44-20	NR/NR	Nov. 18 at Baton Rouge
1990	MSU, 34-22	NR/NR	Nov. 17 at Jackson
1991	MSU, 28-19	NR/NR	Nov. 16 at Baton Rouge
1992	LSU, 24-3	NR/#18	Sept. 12 at Baton Rouge
1993	LSU, 18-16	NR/NR	Sept. 11 at Starkville
1994	LSU, 44-24	NR/NR	Sept. 10 at Baton Rouge
1995	LSU, 34-16	NR/NR	Sept. 9 at Starkville
1996	LSU, 28-20	#13/NR	Oct. 26 at Baton Rouge
1997	LSU, 24-9	#10/NR	Sept. 13 at Starkville
1998	LSU, 41-6	NR/#24	Oct. 24 at Baton Rouge
1999	MSU, 17-16	NR/#12	Oct. 23 at Starkville
2000	LSU, 45-38(OT)	NR/#13	Oct. 21 at Baton Rouge
2001	LSU, 42-0	NR/NR	Oct. 20 at Starkville
2002	LSU 31-13	#22/NR	Sept. 28 at Baton Rouge
2003	LSU, 41-6	#7/NR	Sept. 27 at Starkville
2004	LSU, 51-0	#13/NR	Sept. 25 at Baton Rouge
2005	LSU, 37-7	#4/NR	Oct. 1 at Starkville
2006	LSU, 48-17	#9/NR	Sept. 30 at Baton Rouge
2007	LSU, 45-0	#2/NR	Aug. 30 at Starkville
2008	LSU, 34-24	#5/NR	Sept. 27 at Baton Rouge
2009	LSU, 30-26	#7/NR	Sept. 26 at Starkville
2010	LSU, 29-7	#15/NR	Sept. 18 at Baton Rouge
2011	LSU, 19-6	#3/RV	Sept. 15 at Starkville
2012	LSU, 37-17	#9/#22	Nov. 10 at Baton Rouge
2013	LSU, 59-26	#10/NR	Oct. 5 at Starkville
2014	MSU, 32-29	#8/NR	Sept. 20 at Baton Rouge
2015	LSU, 21-19	#14/#25	Sept. 12 at Starkville
2016	LSU, 23-20	#20/NR	Sept. 17 at Baton Rouge
2017	MSU, 37-7	#12/NR	Sept. 16 at Starkville
2018	LSU, 19-3	#5/#22	Oct. 20 at Baton Rouge
2019	LSU, 36-13	#2/NR	Oct. 19 at Starkville

\*- Forfeited to LSU by NCAA

At Baton Rouge: LSU leads 49-19-1

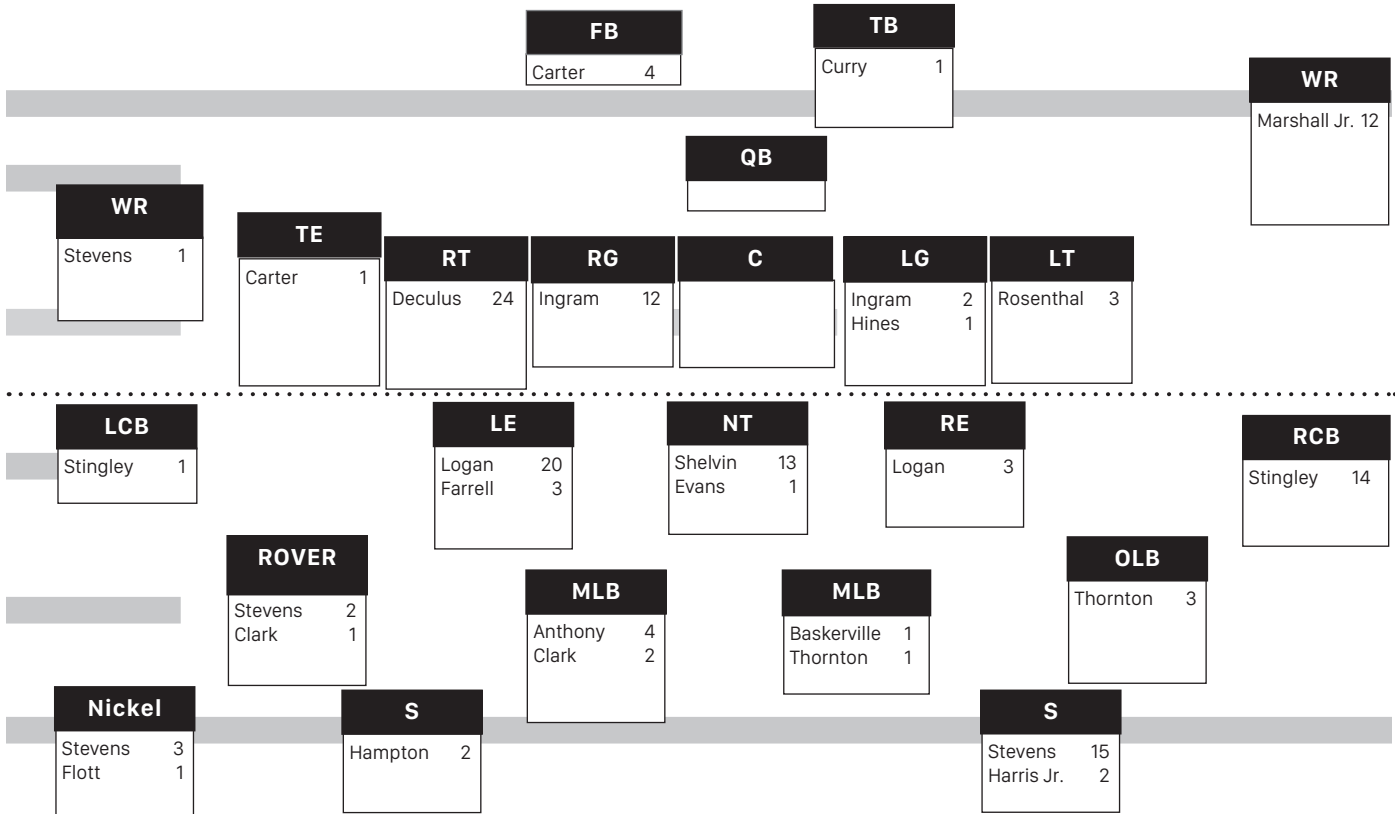
At Starkville: LSU leads 16-7-1

At Jackson: LSU leads 8-7

At Neutral Sites: Series tied 2-2-1

# LSU GAME-BY-GAME STARTERS

## Career Starts for 2020 Players



### (Games Played/Starts) '17 '18 '19 '20 Total Consecutive Starts

Alex Adams, WR						
Andre Anthony, LB	--	13/3	9/2		22/5	-
Avery Atkins, PK	--	13/0	13/0		26/0	-
AJ Aycocock, QB						
Micah Baskerville, LB	--	8/1	11/0		19/1	-
Aaron Benfield, LB						
Jace Benoit, OL						
Kayshon Boutte, WR						
Anthony Bradford, OL	--	--	3/0		3/0	-
Trey Bradford, RB						
Myles Brennan, QB	6/0	1/0	9/0		16/0	-
Tory Carter, FB	12/1	12/4	9/0		33/5	-
Jarell Cherry, LB	--	1/0	3/0		4/0	-
Damone Clark, LB	--	13/0	14/3		27/3	-
Lloyd Cole, CB	--	--	13/0		13/0	-
Jabril Cox, LB						
Chris Curry, RB	--	4/0	12/1		16/1	1
Tyrion Davis-Price, RB	--	--	13/0		13/0	-
Austin Deculus, OL	13/0	13/12	12/12		38/24	3
Nick Demas, WR						
Charlie Drost, TE						
Marcus Dumervil, OL						
Keenen Dunn, RB						
John Emery Jr., RB	--	--	10/0		10/0	-
Darren Evans, CB						
Joseph Evans, DL	--	--	3/1		3/1	-
Neil Farrel Jr., DE	5/0	10/0	13/3		28/3	-
Hunter Fraust, LB						
TJ Finley, QB						
Cordale Flott, CB	--	--	--		12/0	-
Soni Fonua, OLB	--	--	--		3/0	-
Zaven Fountain, S						
Evan Francioni, WR	--	--	--		4/0	-
Alii Gaye, DL						
Arik Gilbert, TE						
Jacobian Guillory, DL						
Maurice Hampton Jr., S	--	--	--		10/2	-
Austin Harden, OL						
Todd Harris Jr., S	13/0	11/1	3/1		27/2	-
Xavier Hill, OL						
Chasen Hines, OL	--	8/1	10/0		18/1	-
Brandon Hubicz, TE	--	--	2/0		2/0	-
Siaki Ika, DT	--	--	10/0		10/0	-
Ed Ingram, OG	13/12	--	9/2		22/14	-
Jack Jackson, WR						
Jaray Jenkins, WR	--	--	6/0		6/0	-
Nelson Jenkins, DT	--	1/0	--		1/0	-
Max Johnson, QB						
Raydarius Jones, CB	--	--	4/0		4/0	-
Stephen King, TE						
Walker Kinney, QB						
Jontre Kirklin, CB	12/0	12/0	12/0		36/0	-
Ethan Laing, WR						

### (Games Played/Starts) '17 '18 '19 '20 Total Consecutive Starts

Riley Lawrence, OL						
Devonta Lee, WR	--	--	12/0		12/0	-
Cameron Lewis, S	2/0	3/0	13/0		18/0	-
Desmond Little, OLB						
Glen Logan, DE	12/2	13/10	11/10		36/22	8
Terrace Marshall Jr., WR	--	13/1	11/11		26/12	7
Michael Martin, WR						
Marlon Martinez, OL						
Jack Mashburn, TE						
Ezekeal Mata, PK						
Jansen Mayea, TE						
Dwight McGlothern, CB						
Racey McMath, WR	2/0	12/0	12/0		26/0	-
Aaron Moffitt, TE	--	--	12/0		12/0	-
Koy Moore, WR						
Travez Moore, LB	--	3/0	2/0		5/0	-
Corren Norman, RB						
BJ Ojulari, OLB						
Isiah Oubre, LB						
Trey Palmer, WR	--	--	9/0		9/0	-
Spencer Payne, OL						
Thomas Perry, OL						
Max Peterson, SNP						
Eli Ricks, CB						
Nick Rocha, WR						
Dare Rosenthal, OT	--	--	3/2		3/2	-
Jaquelin Roy, DL						
Antoine Sampah, LB						
Liam Shanahan, OL						
Tyler Shelvin, NT	--	6/0	14/13		20/13	11
Quentin Skinner, LS	--	1/0			1/0	-
Jared Small, LB	4/0	5/0			9/0	-
Carlton Smith, LB	--	7/0			7/0	-
Preston Stafford, PK						
JaCoby Stevens, S	6/1	11/4	14/14		31/19	19
Derek Singley Jr., CB	--	--	14/14		14/14	14
Nick Storz, TE						
Eric Taylor, DL						
Kole Taylor, TE						
Kardell Thomas, OL						
Dylan Thompson, OLB						
Ray Thornton, LB	6/2	12/2	12/0		30/4	-
Jordan Toles, S						
Charles Turner, OL	--	--	2/0		2/0	-
Zach Von Rosenberg, P	11/0	13/0	12/0		36/0	-
Jay Ward, CB	--	--	11/0		11/0	-
Phillip Webb, LB						
Josh White, LB						
Josh Williams, RB						
Cameron Wire, OT	--	--	5/0		5/0	-
Sloan Right, LB						
Cade York, K	--	--	13/0		13/0	-





# 2019 FINAL STATS

SCORING	PATs		KICK	RUSH	RCV	PASS	DXP	SAF	POINTS
	TD	FGs							
Cade York	0	21-27	89-93	0-0	0	0-0	0	0	152
Ja'Marr Chase	20	0-0	0-0	0-0	1	0-0	0	0	122
Justin Jefferson	18	0-0	0-0	0-0	0	0-0	0	0	108
Clyde Edwards-Helaire	17	0-0	0-0	0-0	0	0-0	0	0	102
Terrace Marshall Jr.	13	0-0	0-0	0-0	0	0-0	0	0	78
Tyrion Davis-Price	6	0-0	0-0	0-0	0	0-0	0	0	36
Joe Burrow	5	0-0	0-0	0-0	0	1-2	0	0	30
Thaddeus Moss	4	0-0	0-0	0-0	0	0-0	0	0	24
John Emery Jr.	4	0-0	0-0	0-0	0	0-0	0	0	24
Racey McMath	3	0-0	0-0	0-0	0	0-0	0	0	18
Derrick Dillon	2	0-0	0-0	0-0	0	0-0	0	0	12
Micah Baskerville	1	0-0	0-0	0-0	0	0-0	0	0	6
Trey Palmer	1	0-0	0-0	0-0	0	0-0	0	0	6
Lanard Fournette	1	0-0	0-0	0-0	0	0-0	0	0	6
TEAM	0	0-0	0-0	0-0	0	0-0	0	1	2
<b>Total</b>	<b>95</b>	<b>21-27</b>	<b>89-93</b>	<b>0-0</b>	<b>1</b>	<b>1-2</b>	<b>0</b>	<b>1</b>	<b>726</b>
<b>Opponents</b>	<b>42</b>	<b>11-16</b>	<b>37-38</b>	<b>1-1</b>	<b>2</b>	<b>2-3</b>	<b>0</b>	<b>0</b>	<b>328</b>

TOTAL OFFENSE	GP	PLAYS	RUSH	PASS	TOTAL	AVG/G
Joe Burrow	15	642	368	5671	6039	402.6
Clyde Edwards-Helaire	15	215	1414	0	1414	94.3
Myles Brennan	10	49	41	353	394	39.4
Tyrion Davis-Price	14	64	295	0	295	21.1
Chris Curry	14	38	189	0	189	13.5
John Emery Jr.	10	39	188	0	188	18.8
Lanard Fournette	4	13	36	0	36	9.0
Ja'Marr Chase	14	1	5	0	5	0.4
Adrian Magee	15	0	1	0	1	0.1
TEAM	13	19	-35	0	-35	-2.7
<b>Total</b>	<b>15</b>	<b>1080</b>	<b>2502</b>	<b>6024</b>	<b>8526</b>	<b>568.4</b>
<b>Opponents</b>	<b>15</b>	<b>1008</b>	<b>1812</b>	<b>3341</b>	<b>5153</b>	<b>343.5</b>

FIELD GOALS	MADE-ATT	PCT	01-19	20-29	30-39	40-49	50-99	LONG	BLKD
Cade York	21-27	77.8	0-0	8-8	4-4	5-10	4-5	52	0

FG SEQUENCE	LSU	OPPONENTS
Georgia Southern	(39),(48)	(47)
Texas	(36),(33),(40)	(47)
Northwestern St.	(26)	34
Vanderbilt	(25)	(41)
Utah St.	53	(30),(47)
Florida	44	-
Mississippi State	(20),(23),(25)	-
Auburn	(20)	(30),(23)
Alabama	(40),(45)	-
Ole Miss	48,(33),(27),(52)	38
Arkansas	-	(24),(47),45
Texas A&M	(51),(50)	-
Georgia	(41),48,(28),(50)	52,(39),37
Oklahoma	46	-
Clemson	45	(52)

Numbers in parentheses indicate field goal was made.

PUNTING	NO.	YARDS	AVG	LONG	TB	FC	I20	50+	BLKD
Zach Von Rosenberg	47	2013	42.8	57	3	17	21	12	0
<b>Total</b>	<b>47</b>	<b>2013</b>	<b>42.8</b>	<b>57</b>	<b>3</b>	<b>17</b>	<b>21</b>	<b>12</b>	<b>0</b>
<b>Opponents</b>	<b>91</b>	<b>3958</b>	<b>43.5</b>	<b>74</b>	<b>11</b>	<b>27</b>	<b>26</b>	<b>22</b>	<b>1</b>

KICKOFFS	NO.	YARDS	AVG	TB	OB	RETN	NET	YDLN
Avery Atkins	131	8218	62.7	110	1			
<b>Total</b>	<b>131</b>	<b>8218</b>	<b>62.7</b>	<b>110</b>	<b>1</b>	<b>22.5</b>	<b>39.2</b>	<b>25</b>
<b>Opponents</b>	<b>64</b>	<b>3423</b>	<b>53.5</b>	<b>26</b>	<b>2</b>	<b>20.8</b>	<b>38.8</b>	<b>26</b>

ALL PURPOSE	GP	RUSH	RCV	PR	KR	IR	TOTAL	AVG/G
Clyde Edwards-Helaire	15	1414	453	0	214	0	2081	138.7
Ja'Marr Chase	14	5	1780	0	0	0	1785	127.5
Justin Jefferson	15	0	1540	0	0	0	1540	102.7
Terrace Marshall Jr.	12	0	671	0	0	0	671	55.9
Thaddeus Moss	14	0	570	0	0	0	570	40.7
Joe Burrow	15	368	16	0	0	0	384	25.6
Tyrion Davis-Price	14	295	74	0	0	0	369	26.4
Racey McMath	14	0	285	0	0	0	285	20.4
John Emery Jr.	10	188	60	0	0	0	248	24.8
Chris Curry	14	189	23	0	0	0	212	15.1
Derrick Dillon	14	0	202	0	0	0	202	14.4
Derek Stingley Jr.	15	0	0	163	0	17	180	12.0
Stephen Sullivan	15	0	130	0	0	0	130	8.7
Jontre Kirklín	14	0	75	0	20	0	95	6.8
Trey Palmer	9	0	6	65	11	0	82	9.1
Micah Baskerville	12	0	0	23	46	0	69	5.8
Jaray Jenkins	7	0	67	0	0	0	67	9.6
Lanard Fournette	4	36	19	0	0	0	55	13.8
Kary Vincent Jr.	15	0	0	0	0	45	45	3.0
Myles Brennan	10	41	0	0	0	0	41	4.1
Devonta Lee	13	0	27	0	0	0	27	2.1
Patrick Queen	15	0	0	0	0	16	16	1.1
Tory Carter	11	0	15	0	0	0	15	1.4
TK McLendon	3	0	12	0	0	0	12	4.0
JaCoby Stevens	15	0	0	0	0	9	9	0.6
Adrian Magee	15	1	0	0	0	0	1	0.1
Jamal Pettigrew	15	0	-1	0	0	0	-1	-0.1
Team	13	-35	0	0	0	0	-35	-2.7
<b>Total</b>	<b>15</b>	<b>2502</b>	<b>6024</b>	<b>251</b>	<b>291</b>	<b>87</b>	<b>9155</b>	<b>610.3</b>
<b>Opponents</b>	<b>15</b>	<b>1812</b>	<b>3341</b>	<b>117</b>	<b>337</b>	<b>82</b>	<b>5689</b>	<b>379.3</b>

# 2019 FINAL STATS

	GP	-----TACKLES-----				SACKS NO-YDS	PASS DEFENSE			- FUMBLES -		BLKD		
		SOLO	AST	TOTAL	TFL-YDS		INT-YDS	BU	PD	QBH	RCV-YDS	FF	KICK	SAF
6 Jacob Phillips	15-15	56	57	113	7.5-22	1.0-11	.	1	1	3	.	1	.	
3 JaCoby Stevens	15-15	53	39	92	9.0-44	5.0-28	3-9	6	9	2	.	.	.	
8 Patrick Queen	15-12	37	48	85	12.0-49	3.0-26	1-16	2	3	1	.	.	.	
7 Grant Delpit	14-14	38	27	65	4.5-22	2.0-19	2-0	7	9	1	1-0	1	.	
18 K'Lavon Chaisson	13-13	34	26	60	13.5-86	6.5-54	.	2	2	6	.	1	.	
35 Damone Clark	15-3	17	33	50	4.0-33	3.5-32	.	.	.	.	.	.	.	
5 Kary Vincent Jr.	15-9	36	11	47	2.0-4	.	4-45	9	13	.	.	.	.	
92 Neil Farrell Jr.	15-3	15	31	46	7.0-19	3.0-12	.	1	1	4	.	1	.	
72 Tyler Shelvin	15-14	13	26	39	3.0-5	.	.	2	2	1	.	.	.	
1 Kristian Fulton	15-15	28	10	38	1.0-6	.	1-0	14	15	.	.	.	.	
24 Derek Stingley Jr.	15-15	31	7	38	1.0-3	.	6-17	15	21	.	1-5	.	.	
90 Rashard Lawrence	12-11	11	17	28	6.0-30	2.5-19	.	3	3	1	1-1	1	.	
45 Michael Divinity Jr.	6-3	16	7	23	4.0-26	3.0-24	.	.	.	3	.	1	.	
97 Glen Logan	12-11	5	15	20	2.5-3	1.5-1	.	2	2	2	.	.	.	
31 Cameron Lewis	15-0	8	12	20	0.5-3	0.5-3	.	2	2	.	.	.	.	
62 Siaki Ika	13-0	6	11	17	1.5-3	.	.	.	.	.	.	.	.	
91 Breiden Fehoko	15-4	8	9	17	6.0-20	0.5-5	.	1	1	2	.	.	.	
25 Cordale Flott	14-1	9	6	15	.	.	.	4	4	1	.	.	.	
23 Micah Baskerville	12-0	10	5	15	4.0-10	1.0-1	.	1	1	.	.	1	.	
14 Mo Hampton Jr.	13-2	6	4	10	.	.	.	1	1	.	.	.	.	
43 Ray Thornton	14-0	3	6	9	.	.	.	.	.	1	1-0	.	.	
46 Andre Anthony	9-2	4	5	9	1.0-2	1.0-2	.	1	1	.	.	.	.	
9 Marcel Brooks	11-0	2	6	8	1.5-13	1.5-13	.	.	.	3	.	.	.	
93 Justin Thomas	5-1	6	2	8	2.0-8	1.0-7	.	.	.	.	.	.	.	
94 Joseph Evans	4-1	2	5	7	.	.	.	.	.	.	.	.	.	
11 Eric Monroe	12-0	6	1	7	1.0-1	.	.	.	.	.	.	.	.	
16 Jay Ward	13-0	3	1	4	.	.	.	3	3	1	.	.	.	
13 Jontre KirklIn	14-0	2	1	3	.	.	.	.	.	.	.	.	.	
49 Travez Moore	2-0	2	1	3	0.5-3	0.5-3	.	.	.	.	.	.	.	
34 Lloyd Cole	15-0	2	1	3	.	.	.	.	.	.	.	.	.	
4 Todd Harris Jr.	3-1	3	.	3	1.0-4	.	.	.	.	.	.	.	.	
42 Aaron Moffitt	15-0	1	1	2	.	.	.	.	.	.	.	.	.	
17 Racey McMath	14-0	2	.	2	.	.	.	.	.	.	.	.	.	
32 Avery Atkins	15-0	2	.	2	.	.	.	.	.	.	.	.	.	
44 Tory Carter	11-0	1	1	2	.	.	.	.	.	.	.	.	.	
68 Damien Lewis	15-15	1	.	1	.	.	.	.	.	.	.	.	.	
58 Jared Small	5-0	.	1	1	.	.	.	.	.	.	.	.	.	
2 Justin Jefferson	15-15	1	.	1	.	.	.	.	.	.	.	.	.	
19 Derrick Dillon	14-3	1	.	1	.	.	.	.	.	.	.	.	.	
41 Carlton Smith	8-0	.	1	1	.	.	.	.	.	.	.	.	.	
80 Jamal Pettigrew	15-0	.	1	1	.	.	.	.	.	.	.	.	.	
24 Chris Curry	14-1	.	1	1	.	.	.	.	.	.	.	.	.	
27 Lanard Fournette	4-0	1	.	1	.	.	.	.	.	.	.	.	.	
10 Stephen Sullivan	15-2	1	.	1	.	.	.	.	.	.	.	.	.	
1 Ja'Marr Chase	14-14	1	.	1	.	.	.	.	.	.	.	.	.	
9 Joe Burrow	15-15	1	.	1	.	.	.	.	.	.	.	.	.	
TM Team	13-0	.	.	.	.	.	.	.	.	.	.	.	1	
<b>Total</b>	<b>15-0</b>	<b>485</b>	<b>436</b>	<b>921</b>	<b>96-419</b>	<b>37-260</b>	<b>17-87</b>	<b>77</b>	<b>94</b>	<b>32</b>	<b>5-16</b>	<b>6</b>	<b>1</b>	<b>1</b>
<b>Opponents</b>	<b>15-0</b>	<b>564</b>	<b>564</b>	<b>1128</b>	<b>75-299</b>	<b>35-221</b>	<b>7-82</b>	<b>48</b>	<b>55</b>	<b>24</b>	<b>5-2</b>	<b>10</b>	<b>1</b>	<b>.</b>





## 2019 FINAL STATS

Stephen Sullivan	REC	YDS	TD	LNG
Northwestern St.	4	51	0	19
at Vanderbilt	3	48	0	30
Utah State	1	8	0	8
Florida	1	5	0	5
at Mississippi St.	2	9	0	6
vs. Oklahoma	1	9	0	9
<b>TOTALS</b>	<b>12</b>	<b>130</b>	<b>0</b>	<b>30</b>

Tyrion Davis-Price	REC	YDS	TD	LNG
Georgia Southern	2	24	0	
Northwestern St.	2	20	0	
at Vanderbilt	1	-1	0	0
at Mississippi St.	1	5	0	5
Auburn	1	13	0	13
at Alabama	1	6	0	6
at Ole Miss	1	1	0	1
Texas A&M	1	6	0	6
<b>TOTALS</b>	<b>10</b>	<b>74</b>	<b>0</b>	<b>18</b>

John Emery Jr.	REC	YDS	TD	LNG
Georgia Southern	1	17	0	17
Utah St.	4	34	0	12
Arkansas	1	9	0	9
<b>TOTALS</b>	<b>6</b>	<b>60</b>	<b>0</b>	<b>17</b>

Lanard Fournette	REC	YDS	TD	LNG
Georgia Southern	3	16	0	
at Texas	2	3	0	
<b>TOTALS</b>	<b>5</b>	<b>19</b>	<b>0</b>	<b>0</b>

Jaray Jenkins	REC	YDS	TD	LNG
Northwestern St.	5	67	0	35
<b>TOTALS</b>	<b>5</b>	<b>67</b>	<b>0</b>	<b>35</b>

Chris Curry	REC	YDS	TD	LNG
Georgia Southern	2	14	0	9
vs. Oklahoma	1	9	0	9
<b>TOTALS</b>	<b>3</b>	<b>23</b>	<b>0</b>	<b>9</b>

Tory Carter	REC	YDS	TD	LNG
at Ole Miss	1	0	0	0
<b>TOTALS</b>	<b>1</b>	<b>0</b>	<b>0</b>	<b>0</b>

Devonta Lee	REC	YDS	TD	LNG
Georgia Southern	1	-1	0	0
Northwestern St.	1	28	0	28
<b>TOTALS</b>	<b>2</b>	<b>27</b>	<b>0</b>	<b>28</b>

Jontre Kirklín	REC	YDS	TD	LNG
vs. Oklahoma	1	20	0	20
<b>TOTALS</b>	<b>1</b>	<b>20</b>	<b>0</b>	<b>20</b>

TK McLendon	REC	YDS	TD	LNG
Georgia Southern	1	12	0	12
<b>TOTALS</b>	<b>1</b>	<b>12</b>	<b>0</b>	<b>12</b>

Trey Palmer	REC	YDS	TD	LNG
Georgia Southern	1	6	0	6
<b>TOTALS</b>	<b>1</b>	<b>6</b>	<b>0</b>	<b>6</b>

Joe Burrow	REC	YDS	TD	LNG
vs. Georgia	1	16	0	16
<b>TOTALS</b>	<b>1</b>	<b>16</b>	<b>0</b>	<b>16</b>

Jamal Pettigrew	REC	YDS	TD	LNG
Georgia Southern	1	-1	0	0
<b>TOTALS</b>	<b>1</b>	<b>-1</b>	<b>0</b>	<b>0</b>

## Offensive Line

- Stats reflect games through Peach Bowl

Lloyd Cushenberry III	SNAPS	KNOCKDOWNS
Georgia Southern	58	1
at Texas	71	1
Northwestern St.	59	-
at Vanderbilt	63	1
Utah State	87	1
Florida	50	1
at Mississippi St.	61	2
Auburn	91	3
at Alabama	81	-
at Ole Miss	79	3
Arkansas	41	-
Texas A&M	67	-

vs. Georgia	74	-
vs. Oklahoma	74	1
<b>TOTALS</b>	<b>956</b>	<b>14</b>

Damien Lewis	SNAPS	KNOCKDOWNS
Georgia Southern	56	5
at Texas	71	5
Northwestern St.	58	4
at Vanderbilt	63	1
Utah State	79	2
Florida	50	1
at Mississippi St.	61	-
Auburn	89	3
at Alabama	81	1
at Ole Miss	77	5
Arkansas	44	2
Texas A&M	67	2
vs. Georgia	74	1
vs. Oklahoma	6	-
<b>TOTALS</b>	<b>876</b>	<b>32</b>

Austin Deculus	SNAPS	KNOCKDOWNS
Georgia Southern	56	2
at Texas	71	3
Northwestern St.	58	-
at Vanderbilt	63	-
Utah St.	81	-
Florida	50	2
at Mississippi St.	59	-
Auburn	89	3
at Alabama	78	-
Texas A&M	51	-
vs. Georgia	74	1
vs. Oklahoma	74	2
<b>TOTALS</b>	<b>804</b>	<b>13</b>

Adrian Magee	SNAPS	KNOCKDOWNS
Georgia Southern	51	2
at Texas	71	1
Northwestern St.	29	0
at Vanderbilt	43	7
Utah St.	52	0
Florida	35	0
at Mississippi St.	40	2
Auburn	66	2
at Alabama	56	1
at Ole Miss	81	5
Arkansas	47	0
Texas A&M	53	0
vs. Georgia	57	1
vs. Oklahoma	74	5
<b>TOTALS</b>	<b>755</b>	<b>26</b>

Saahdiq Charles	SNAPS	KNOCKDOWNS
at Texas	72	1
at Vanderbilt	64	1
Florida	50	2
Auburn	89	3
at Alabama	81	0
Texas A&M	67	2
vs. Georgia	75	3
vs. Oklahoma	74	1
<b>TOTALS</b>	<b>572</b>	<b>7</b>

Ed Ingram	SNAPS	KNOCKDOWNS
Utah State	45	1
Florida	15	-
at Mississippi St.	23	1
Auburn	32	2
at Alabama	27	0
at Ole Miss	81	5
Arkansas	47	2
Texas A&M	24	1
vs. Georgia	17	0
vs. Oklahoma	68	1
<b>TOTALS</b>	<b>379</b>	<b>13</b>

Badara Traore	SNAPS	KNOCKDOWNS
Georgia Southern	43	-
Northwestern St.	25	-
at Vanderbilt	12	-
at Mississippi St.	5	-
at Ole Miss	81	-
Arkansas	49	-

Texas A&M	21	2
vs. Oklahoma	2	-
<b>TOTALS</b>	<b>237</b>	<b>7</b>

Dare Rosenthal	SNAPS	KNOCKDOWNS
Georgia Southern	30	-
Northwestern St.	38	2
at Vanderbilt	12	-
Utah St.	92	-
at Mississippi St.	57	4
<b>TOTALS</b>	<b>229</b>	<b>-</b>

Chasen Hines	SNAPS	KNOCKDOWNS
Georgia Southern	22	-
Northwestern St.	22	-
at Vanderbilt	36	-
Utah St.	13	-
at Ole Miss	3	-
Arkansas	9	-
Texas A&M	8	-
vs. Vanderbilt	2	-
<b>TOTALS</b>	<b>115</b>	<b>-</b>

Donavaughn Campbell	SNAPS	KNOCKDOWNS
Georgia Southern	16	-
Northwestern St.	38	1
at Ole Miss	3	-
Arkansas	5	-
Texas A&M	8	-
vs. Oklahoma	2	-
<b>TOTALS</b>	<b>72</b>	<b>1</b>

Charles Turner	SNAPS	KNOCKDOWNS
Georgia Southern	16	-
Northwestern St.	11	-
at Vanderbilt	9	-
<b>TOTALS</b>	<b>36</b>	<b>-</b>

Cameron Wire	SNAPS	KNOCKDOWNS
Georgia Southern	16	-
Northwestern St.	11	-
Arkansas	3	-
Texas A&M	3	1
vs. Oklahoma	2	1
<b>TOTALS</b>	<b>35</b>	<b>2</b>

Jakori Savage	SNAPS	KNOCKDOWNS
Northwestern St.	6	-
Utah St.	6	-
Arkansas	3	-
Texas A&M	8	-
vs. Oklahoma	2	-
<b>TOTALS</b>	<b>25</b>	<b>-</b>

Anthony Bradford	SNAPS	KNOCKDOWNS
Vanderbilt	12	-
Arkansas	3	-
<b>TOTALS</b>	<b>15</b>	<b>-</b>

Michael Smith	SNAPS	KNOCKDOWNS
Texas A&M	3	-
<b>TOTALS</b>	<b>3</b>	<b>-</b>

## GAME-BY-GAME PARTICIPATION

##	PLAYER	GP/GS	MS	VANDY	MIZZ	FLORIDA	SC	AUB	UA	ARK	TAMU	OM
----	--------	-------	----	-------	------	---------	----	-----	----	-----	------	----

---



# LSU'S 20-YARD PLAYS

## Play Breakdown

Pass.....	0
Rush.....	0
TOTAL.....	0

## BY GAME

vs. Mississippi State .....	0
at Vanderbilt .....	0
vs. Missouri .....	0
at Florida .....	0
vs. South Carolina .....	0
at Auburn .....	0
vs. Alabama .....	0
at Arkansas .....	0
at Texas A&M .....	0
vs. Ole Miss.....	0
TOTAL.....	0

## BY QUARTER

1st .....	0
2nd .....	0
3rd .....	0
4th .....	0
Overtime.....	0

## RUSHING

## PASSING

## RECEIVING

## 20 OR MORE TOUCHDOWNS

## 20-Plus Yards Plays of 2019

Yards    Type    Player

Opp.    Qtr.

*\*Denotes play resulted in touchdown.*



## LSU TEAM GAME HIGHS

Rushes	51	vs Utah St. (Oct 05, 2019)
Yards Rushing	260	vs Arkansas (Nov 23, 2019)
Yards Per Rush	16.2	vs Arkansas (Nov 23, 2019)
TD Rushes	6	vs Northwestern St. (Sep 14, 2019)
Pass attempts	49	vs Clemson (Jan 13, 2020)
Pass completions	32	vs Auburn (Oct 26, 2019) at Ole Miss (Nov 16, 2019) vs Oklahoma (Dec 28, 2019)
Yards Passing	532	vs Oklahoma (Dec 28, 2019)
Yards Per Pass	14.9	vs Clemson (Jan 13, 2020)
TD Passes	7	vs Oklahoma (Dec 28, 2019)
Total Plays	90	vs Utah St. (Oct 05, 2019)
Total Offense	714	at Ole Miss (Nov 16, 2019)
Yards Per Play	12.8	vs Arkansas (Nov 23, 2019)
Points	66	at Vanderbilt (Sep 21, 2019)
Sacks By	6	vs Texas A&M (Nov 30, 2019)
First Downs	35	at Ole Miss (Nov 16, 2019)
Penalties	12	vs Auburn (Oct 26, 2019)
Penalty Yards	118	vs Auburn (Oct 26, 2019) vs Clemson (Jan 13, 2020)
Turnovers	2	at Vanderbilt (Sep 21, 2019) vs Utah St. (Oct 05, 2019) vs Auburn (Oct 26, 2019) at Ole Miss (Nov 16, 2019)
Interceptions By	3	vs Utah St. (Oct 05, 2019) vs Texas A&M (Nov 30, 2019)
Punts	7	vs. Clemson (Jan 13, 2020)
Punting Avg	51.7	vs Georgia Southern (Aug 31, 2019)
Long Punt	57	at Mississippi State (Oct 19, 2019)
Punts inside 20	3	vs Georgia Southern (Aug 31, 2019) vs Texas A&M (Nov 30, 2019) vs Clemson (Jan 13, 2020)
Long Punt Return	54	vs Northwestern St. (Sep 14, 2019)

## LSU INDIVIDUAL GAME HIGHS

Rushes	26	Clyde Edwards-Helaire vs Auburn (Oct 26, 2019)
Yards Rushing	188	Clyde Edwards-Helaire vs Arkansas (Nov 23, 2019)
TD Rushes	3	Clyde Edwards-Helaire at Alabama (Nov 09, 2019) Clyde Edwards-Helaire vs Arkansas (Nov 23, 2019)
Long Rush	89	Clyde Edwards-Helaire vs Arkansas (Nov 23, 2019)
Pass attempts	42	Joe Burrow vs Auburn (Oct 26, 2019) Joe Burrow at Ole Miss (Nov 16, 2019)
Pass completions	32	Joe Burrow vs Auburn (Oct 26, 2019) Joe Burrow at Ole Miss (Nov 16, 2019)
Yards Passing	493	Joe Burrow vs Oklahoma (Dec 28, 2019)
TD Passes	7	Joe Burrow vs Oklahoma (Dec 28, 2019)
Long Pass	78	Joe Burrow vs Texas A&M (Nov. 30, 2019)
Receptions	14	Justin Jefferson vs Oklahoma (Dec 28, 2019)
Yards Receiving	229	Ja'Marr Chase at Vanderbilt (Sep 21, 2019)
TD Receptions	4	Ja'Marr Chase at Vanderbilt (Sep 21, 2019) Justin Jefferson vs Oklahoma (Dec 28, 2019)
Long Reception	78	Ja'Marr Chase vs Texas A&M (Nov. 30, 2019)
Field Goals	3	Cade York at Texas (Sep 07, 2019) Cade York at Mississippi State (Oct 19, 2019) Cade York at Ole Miss (Nov 16, 2019) Cade York vs Georgia (Dec. 07, 2019)
Long Field Goal	52	Cade York at Ole Miss (Nov 16, 2019)
Punts	6	Z.Von Rosenberg vs Auburn (Oct 26, 2019)
Punting Avg	51.7	Z.Von Rosenberg vs Georgia Southern (Aug 31, 2019)
Long Punt	57	Z.Von Rosenberg at Mississippi State (Oct 19, 2019)
Punts inside 20	3	Z.Von Rosenberg vs Georgia Southern (Aug 31, 2019) Z.Von Rosenberg vs Texas A&M (Nov. 30, 2019)
Long Punt Return	54	Trey Palmer vs Northwestern St. (Sep 14, 2019)
Long Kickoff Return	46	Micah Baskerville at Vanderbilt (Sep 21, 2019)
Tackles	12	Jacob Phillips vs Arkansas (Nov 23, 2019)
Sacks	3.0	JaCoby Stevens vs Arkansas (Nov 23, 2019)
Tackles For Loss	4.0	JaCoby Stevens vs Arkansas (Nov 23, 2019)
Interceptions	1	Derek Stingley vs Georgia (Dec. 07, 2019)

## OPPONENT TEAM GAME HIGHS

Rushes	44	at Ole Miss (Nov 16, 2019)
Yards Rushing	402	at Ole Miss (Nov 16, 2019)
Yards Per Rush	9.1	at Ole Miss (Nov 16, 2019)
TD Rushes	4	at Ole Miss (Nov 16, 2019) vs Oklahoma (Dec 28, 2019)
Pass attempts	48	at Texas (Sep 07, 2019)
Pass completions	32	at Texas (Sep 07, 2019)
Yards Passing	418	at Alabama (Nov 09, 2019)
Yards Per Pass	10.4	at Alabama (Nov 09, 2019)
TD Passes	4	at Texas (Sep 07, 2019) vs Florida (Oct 12, 2019) at Alabama (Nov 09, 2019)
Total Plays	85	at Texas (Sep 07, 2019)
Total Offense	614	at Ole Miss (Nov 16, 2019)
Yards Per Play	8.6	at Ole Miss (Nov 16, 2019)
Points	41	at Alabama (Nov 09, 2019)
Sacks By	5	at Alabama (Nov 09, 2019)
First Downs	30	at Texas (Sep 07, 2019)
Penalties	15	vs Auburn (Oct 26, 2019)
Penalty Yards	109	at Mississippi State (Oct 19, 2019)
Turnovers	3	vs Utah St. (Oct 05, 2019) at Mississippi State (Oct 19, 2019) vs Texas A&M (Nov 30, 2019)
Interceptions By	2	at Ole Miss (Nov 16, 2019)
Punts	10	vs Auburn (Oct 26, 2019)
Punting Avg	50.3	vs Texas A&M (Nov 30, 2019)
Long Punt	74	vs Georgia Southern (Aug 31, 2019)
Punts inside 20	4	vs Arkansas (Nov 23, 2019)
Long Punt Return	77	at Alabama (Nov 09, 2019)

## OPPONENT INDIVIDUAL GAME HIGHS

Rushes	21	John Rhys Plumlee at Ole Miss (Nov. 16, 2019)
Yards Rushing	212	John Rhys Plumlee at Ole Miss (Nov. 16, 2019)
TD Rushes	4	John Rhys Plumlee at Ole Miss (Nov. 16, 2019)
Long Rush	70	D.J. Williams, vs Auburn (Oct 26, 2019)
Pass attempts	47	Sam Ehlinger, at Texas (Sep 07, 2019)
Pass completions	31	Sam Ehlinger, at Texas (Sep 07, 2019)
Yards Passing	418	Tua Tagovailoa, at Alabama (Nov. 9 2019)
TD Passes	4	Sam Ehlinger, at Texas (Sep 07, 2019) Tua Tagovailoa, at Alabama (Nov. 9 2019)
Long Pass	85	Tua Tagovailoa, at Alabama (Nov. 9 2019)
Receptions	12	Devin Duvernay, at Texas (Sep 07, 2019)
Yards Receiving	213	DeVonta Smith, at Alabama (Nov. 9 2019)
TD Receptions	2	Devin Duvernay, at Texas (Sep 07, 2019) Van Jefferson, vs. Florida (Oct. 12, 2019) DeVonta Smith, at Alabama (Nov. 9 2019)
Long Reception	85	DeVonta Smith, at Alabama (Nov. 9 2019)
Field Goals	2	Dominik Eberle, vs Utah State (Oct. 05 2019) Anders Carlson, vs Auburn (Oct 26, 2019) Connor Limpert, vs. Arkansas (Nov. 23, 2019)
Long Field Goal	47	Tyler Bass, vs Georgia Southern (Aug 31, 2019) Cameron Dicker, at Texas (Sep 07, 2019) Dominik Eberle, vs Utah State (Oct. 05 2019) Connor Limpert, vs. Arkansas (Nov. 23, 2019)
Punts	10	Arryn Siposs, vs Auburn (Oct 26, 2019)
Punting Avg	50.3	Braden Mann, vs. Texas A&M (Nov. 30 2019)
Long Punt	74	Anthony Beck II, vs Georgia Southern (Aug 31, 2019)
Punts inside 20	4	Sam Loy, vs. Arkansas (Nov. 23, 2019)
Long Punt Return	77	Jaylen Waddle, at Alabama (Nov. 9 2019)
Long Kickoff Return	33	Charleston Rambo, vs Oklahoma (Dec 28, 2019)
Tackles	16	Rashad Byrd, vs Georgia Southern (Aug 31, 2019) David Woodward, vs Utah State (Oct. 05 2019)
Sacks	2.0	B.J. Foster, at Texas (Sep 07, 2019) Xavier McKinney, at Alabama (Nov. 9 2019) Anfernee Jennings, at Alabama (Nov. 9 2019)
Tackles For Loss	3.5	Rashad Byrd, vs Georgia Southern (Aug 31, 2019)
Interceptions	1	Joseph Ossai, at Texas (Sep 07, 2019) Dylan Wilson, vs Northwestern St. (Sep 14, 2019) Randall Haynie, at Vanderbilt (Sep 21, 2019) Cameron Haney, vs. Utah State (Oct. 05, 2019) Roger McCreary, vs. Auburn (Oct 26, 2019) Deantre Price, at Ole Miss (Nov. 16, 2019) Keidron Smith, at Ole Miss (Nov. 16, 2019)

## DRIVE SUPERLATIVES

<b>Longest Drive</b>	<b>LSU</b>	<b>Opponents</b>
No. of Plays	17 vs. Ole Miss (11/16/19) results in a FG	19 vs. Texas (9/7/19) results in Touchdown
By No. of Yards	99 vs. Utah State (10/5/19) results in a TD	90 vs. Alabama (11/9/19) results in Touchdown
By Time of Possession	6:42 vs. Utah State (10/5/19) results in a TD	7:17 vs. Texas (9/7/19) results in Touchdown
<b>Shortest Drive</b>	<b>LSU</b>	<b>Opponents</b>
By No. of Plays	0 vs. Northwestern St., Vanderbilt, Auburn, and Texas A&M	0 vs. Vanderbilt (9/21/19) results in a TD
By No. of Yards	-10 vs. Vanderbilt (9/21/19) results in Halftime	-21 vs. Florida (10/12/19) results in a Punt
By Time of Possession	0:00 vs. Northwestern St., Vanderbilt, Auburn, and Texas A&M	0:00 vs. Vanderbilt, Alabama, and Texas A&M

## SCORING DRIVE BREAKDOWN

	LSU		Opponent	
No. Drive	-	-	-	-
Neg. Yards	-	-	-	-
0-9	-	-	-	-
10-19	-	-	-	-
20-29	-	-	-	-
30-39	-	-	-	-
40-49	-	-	-	-
50-59	-	-	-	-
60-69	-	-	-	-
70-79	-	-	-	-
80-89	-	-	-	-
90-99	-	-	-	-
<b>TOTALS</b>	-	-	-	-

## GAME-OPENING DRIVES

	LSU			Opponent		
	PTS	1STS	YDS	PTS	1STS	YDS
Mississippi State	-	-	-	-	-	-
at Vanderbilt	-	-	-	-	-	-
Missouri	-	-	-	-	-	-
at Florida	-	-	-	-	-	-
South Carolina	-	-	-	-	-	-
at Auburn	-	-	-	-	-	-
vs Alabama	-	-	-	-	-	-
at Arkansas	-	-	-	-	-	-
at Texas A&M	-	-	-	-	-	-
vs Ole Miss	-	-	-	-	-	-
<b>TOTALS</b>	-	-	-	-	-	-

## THREE AND OUTS

	LSU		Opponent	
	THREE AND OUTS/DRIVES	THREE AND OUTS/DRIVES	THREE AND OUTS/DRIVES	THREE AND OUTS/DRIVES
Mississippi State	X/X (0.0%)	X/X (0.0%)	X/X (0.0%)	X/X (0.0%)
at Vanderbilt	X/X (0.0%)	X/X (0.0%)	X/X (0.0%)	X/X (0.0%)
Missouri	X/X (0.0%)	X/X (0.0%)	X/X (0.0%)	X/X (0.0%)
at Florida	X/X (0.0%)	X/X (0.0%)	X/X (0.0%)	X/X (0.0%)
South Carolina	X/X (0.0%)	X/X (0.0%)	X/X (0.0%)	X/X (0.0%)
at Auburn	X/X (0.0%)	X/X (0.0%)	X/X (0.0%)	X/X (0.0%)
vs Alabama	X/X (0.0%)	X/X (0.0%)	X/X (0.0%)	X/X (0.0%)
at Arkansas	X/X (0.0%)	X/X (0.0%)	X/X (0.0%)	X/X (0.0%)
at Texas A&M	X/X (0.0%)	X/X (0.0%)	X/X (0.0%)	X/X (0.0%)
vs Ole Miss	X/X (0.0%)	X/X (0.0%)	X/X (0.0%)	X/X (0.0%)
<b>TOTALS</b>	<b>X/X (0.0%)</b>	<b>X/X (0.0%)</b>	<b>X/X (0.0%)</b>	<b>X/X (0.0%)</b>

## SECOND-HALF OPENING DRIVES

	LSU			Opponent		
	PTS	1STS	YDS	PTS	1STS	YDS
Mississippi State	-	-	-	-	-	-
at Vanderbilt	-	-	-	-	-	-
Missouri	-	-	-	-	-	-
at Florida	-	-	-	-	-	-
South Carolina	-	-	-	-	-	-
at Auburn	-	-	-	-	-	-
vs Alabama	-	-	-	-	-	-
at Arkansas	-	-	-	-	-	-
at Texas A&M	-	-	-	-	-	-
vs Ole Miss	-	-	-	-	-	-
<b>TOTALS</b>	-	-	-	-	-	-

## LSU DRIVE CHARTS

MISSISSIPPI STATE

QTR	TIME	START	PL-YDS	TOP	RESULT
-	-	-	-	-	-
-	-	-	-	-	-

## OPPONENT DRIVE CHARTS

MISSISSIPPI STATE

QTR	TIME	START	PL-YDS	TOP	RESULT
-	-	-	-	-	-
-	-	-	-	-	-



## SPECIAL TEAMS TACKLES

Player	MS	VANDY	MIZZ	UF	SC	AUB	UA	ARK	TAMU	OM	TOTALS
--------	----	-------	------	----	----	-----	----	-----	------	----	--------

---

## OFFENSIVE LINE SNAPS PLAYED

Player	MS	VANDY	MIZZ	UF	SC	AUB	UA	ARK	TAMU	OM	TOTALS
--------	----	-------	------	----	----	-----	----	-----	------	----	--------

---

## OFFENSIVE LINE KNOCKDOWNS

Player	MS	VANDY	MIZZ	UF	SC	AUB	UA	ARK	TAMU	OM	TOTALS
--------	----	-------	------	----	----	-----	----	-----	------	----	--------

---

## TEAM STATISTICS

	LSU	Opp.
SCORING	726	328
Points Per Game	48.4	21.9
Points Off Turnovers	86	31
FIRST DOWNS	418	283
Rushing	151	87
Passing	243	158
Penalty	24	38
RUSHING YARDAGE	2502	1812
Yards gained rushing	2813	2232
Yards lost rushing	311	420
Rushing Attempts	513	487
Average Per Rush	4.9	3.7
Average Per Game	166.8	120.8
TDs Rushing	32	19
PASSING YARDAGE	6024	3341
Comp-Att-Int	426-567-7	264-521-17
Average Per Pass	10.6	6.4
Average Per Catch	14.1	12.7
Average Per Game	401.6	222.7
TDs Passing	61	20
TOTAL OFFENSE	8526	5153
Total Plays	1080	1008
Average Per Play	7.9	5.1
Average Per Game	568.4	343.5
KICK RETURNS: #-Yards	14-291	15-337
PUNT RETURNS: #-Yards	21-251	9-117
INT RETURNS: #-Yards	17-87	7-82
KICK RETURN AVERAGE	20.8	22.5
PUNT RETURN AVERAGE	12.0	13.0
INT RETURN AVERAGE	5.1	11.7
FUMBLES-LOST	12-5	9-5
PENALTIES-Yards	93-936	99-760
Average Per Game	62.4	50.7
PUNTS-Yards	47-2013	91-3958
Average Per Punt	42.8	43.5
Net punt average	39.1	38.3
KICKOFFS-Yards	131-8218	64-3423
Average Per Kick	62.7	53.5
Net kick average	39.2	38.8
TIME OF POSSESSION/Game	30:23	29:37
3RD-DOWN Conversions	91/183	63/213
3rd-Down Pct	50%	30%
4TH-DOWN Conversions	6/9	15/31
4th-Down Pct	67%	48%
SACKS BY-Yards	37-260	35-221
MISC YARDS	0	0
TOUCHDOWNS SCORED	95	42
FIELD GOALS-ATTEMPTS	21-27	11-16
ON-SIDE KICKS	0-0	1-5
RED-ZONE SCORES	(72-75) 96%	(31-40) 77%
RED-ZONE TOUCHDOWNS	(59-75) 79%	(26-40) 65%
PAT-ATTEMPTS	(89-93) 96%	(37-38) 97%
ATTENDANCE	705892	345711
Games/Avg Per Game	7/100842	5/69142
Neutral Site Games		3/76461

Score by quarters	1st	2nd	3rd	4th	Total
LSU	166	249	184	127	726
Opponents	54	91	83	100	328

## GAME RESULTS

Aug 31, 2019	vs. Georgia Southern	W	55-3	1-0-0	0-0-0	3:02	97420
Sep 07, 2019	at Texas	W	45-38	2-0-0	0-0-0	3:46	98736
Sep 14, 2019	vs. Northwestern	W	65-14	3-0-0	0-0-0	3:23	100334
Sep 21, 2019	at Vanderbilt*	W	66-38	4-0-0	1-0-0	4:02	32048
Oct 5, 2019	vs. Utah State	W	42-6	5-0-0	1-0-0	3:15	100266
Oct 12, 2019	vs. Florida*	W	42-28	6-0-0	2-0-0	3:18	102321
Oct 19, 2019	at Mississippi St.*	W	36-13	7-0-0	3-0-0	3:17	59282
Oct 26, 2019	vs. Auburn	W	23-20	8-0-0	4-0-0	3:52	102160
Nov 9, 2019	at Alabama*	W	46-41	9-0-0	5-0-0	3:42	101821
Nov 16, 2019	at Ole Miss*	W	58-37	10-0-0	6-0-0	3:26	53797
Nov 23, 2019	vs. Arkansas*	W	56-20	11-0-0	7-0-0	3:16	101173
Nov 30, 2019	vs. Texas A&M*	W	50-7	12-0-0	8-0-0	3:24	102218
Dec 7, 2019	vs. Georgia (SEC)	W	37-10	13-0-0	8-0-0	3:42	74150
Dec 29, 2019	vs. Oklahoma (BOWL)	W	63-28	14-0-0	8-0-0	3:35	78347
Jan 13, 2020	vs. Clemson (NC)	W	42-25	15-0-0	8-0-0	3:56	76885

## SCORING

SCORING	TD	FGs	PATs Kick	Rush	Rcv	Pass	DXP	Saf	Points
Cade York	0	21-27	89-93	0-0	0	0-0	0	0	152
Ja'Marr Chase	20	0-0	0-0	0-0	1	0-0	0	0	122
Justin Jefferson	18	0-0	0-0	0-0	0	0-0	0	0	108
Clyde Edwards-Helaire	17	0-0	0-0	0-0	0	0-0	0	0	102
Terrace Marshall Jr.	13	0-0	0-0	0-0	0	0-0	0	0	78
Tyrion Davis-Price	6	0-0	0-0	0-0	0	0-0	0	0	36
Joe Burrow	5	0-0	0-0	0-0	0	1-2	0	0	30
Thaddeus Moss	4	0-0	0-0	0-0	0	0-0	0	0	24
John Emery Jr.	4	0-0	0-0	0-0	0	0-0	0	0	24
Racey McMath	3	0-0	0-0	0-0	0	0-0	0	0	18
Derrick Dillon	2	0-0	0-0	0-0	0	0-0	0	0	12
Micah Baskerville	1	0-0	0-0	0-0	0	0-0	0	0	6
Trey Palmer	1	0-0	0-0	0-0	0	0-0	0	0	6
Lanard Fournette	1	0-0	0-0	0-0	0	0-0	0	0	6
TEAM	0	0-0	0-0	0-0	0	0-0	0	1	2
<b>Total.....</b>	<b>95</b>	<b>21-27</b>	<b>89-93</b>	<b>0-0</b>	<b>1</b>	<b>1-2</b>	<b>0</b>	<b>1</b>	<b>726</b>
<b>Opponents.....</b>	<b>42</b>	<b>11-16</b>	<b>37-38</b>	<b>1-1</b>	<b>2</b>	<b>2-3</b>	<b>0</b>	<b>0</b>	<b>328</b>

## TOTAL OFFENSE

TOTAL OFFENSE	GP	Plays	Rush	Pass	Total	Avg/G
Joe Burrow	15	642	368	5671	6039	402.6
Clyde Edwards-Helaire	15	215	1414	0	1414	94.3
Myles Brennan	10	49	41	353	394	39.4
Tyrion Davis-Price	14	64	295	0	295	21.1
Chris Curry	14	38	189	0	189	13.5
John Emery Jr.	10	39	188	0	188	18.8
Lanard Fournette	4	13	36	0	36	9.0
Ja'Marr Chase	14	1	5	0	5	0.4
Adrian Magee	15	0	1	0	1	0.1
TEAM	13	19	-35	0	-35	-2.7
<b>Total.....</b>	<b>15</b>	<b>1080</b>	<b>2502</b>	<b>6024</b>	<b>8526</b>	<b>568.4</b>
<b>Opponents.....</b>	<b>15</b>	<b>1008</b>	<b>1812</b>	<b>3341</b>	<b>5153</b>	<b>343.5</b>



# DEFFENSIVE LEADERS

DEFENSIVE LEADERS	GP-GS	Tackles				TFL-Yds	Sacks No-Yds	Pass Defense			Fumbles		Blkd	
		Solo	Ast	Total	No-Yds			Int-Yds	BU	PD	Qbh	Rcv-Yds	FF	Kick
6 Jacob Phillips	15-15	56	57	113	7.5-22	1.0-11	.	1	1	3	.	1	.	.
3 JaCoby Stevens	15-15	53	39	92	9.0-44	5.0-28	3-9	6	9	2	.	.	.	.
8 Patrick Queen	15-12	37	48	85	12.0-49	3.0-26	1-16	2	3	1	1-10	.	.	.
7 Grant Delpit	14-14	38	27	65	4.5-22	2.0-19	2-0	7	9	1	1-0	1	.	.
18 K'Lavon Chaisson	13-13	34	26	60	13.5-86	6.5-54	.	2	2	6	.	1	.	.
35 Damone Clark	15-3	17	33	50	4.0-33	3.5-32	.	.	.	.	.	.	.	.
5 Kary Vincent Jr.	15-9	36	11	47	2.0-4	.	4-45	9	13	.	.	.	.	.
92 Neil Farrell Jr.	15-3	15	31	46	7.0-19	3.0-12	.	1	1	4	.	1	.	.
72 Tyler Shelvin	15-14	13	26	39	3.0-5	.	.	2	2	1	.	.	.	.
1 Kristian Fulton	15-15	28	10	38	1.0-6	.	1-0	14	15	.	.	.	.	.
24 Derek Stingley Jr.	15-15	31	7	38	1.0-3	.	6-17	15	21	.	1-5	.	.	.
90 Rashard Lawrence	12-11	11	17	28	6.0-30	2.5-19	.	3	3	1	1-1	1	.	.
45 Michael Divinity Jr.	6-3	16	7	23	4.0-26	3.0-24	.	.	.	3	.	1	.	.
97 Glen Logan	12-11	5	15	20	2.5-3	1.5-1	.	2	2	2	.	.	.	.
31 Cameron Lewis	15-0	8	12	20	0.5-3	0.5-3	.	2	2	.	.	.	.	.
62 Siaki Ika	13-0	6	11	17	1.5-3	.	.	.	.	.	.	.	.	.
91 Breiden Fehoko	15-4	8	9	17	6.0-20	0.5-5	.	1	1	2	.	.	.	.
25 Cordale Flott	14-1	9	6	15	.	.	.	4	4	1	.	.	.	.
23 Micah Baskerville	12-0	10	5	15	4.0-10	1.0-1	.	1	1	.	.	.	1	.
14 Mo Hampton Jr.	13-2	6	4	10	.	.	.	1	1	.	.	.	.	.
43 Ray Thornton	14-0	3	6	9	.	.	.	.	.	1	1-0	.	.	.
46 Andre Anthony	9-2	4	5	9	1.0-2	1.0-2	.	1	1	.	.	.	.	.
9 Marcel Brooks	11-0	2	6	8	1.5-13	1.5-13	.	.	.	3	.	.	.	.
93 Justin Thomas	5-1	6	2	8	2.0-8	1.0-7	.	.	.	.	.	.	.	.
94 Joseph Evans	4-1	2	5	7	.	.	.	.	.	.	.	.	.	.
11 Eric Monroe	12-0	6	1	7	1.0-1	.	.	.	.	.	.	.	.	.
16 Jay Ward	13-0	3	1	4	.	.	.	3	3	1	.	.	.	.
13 Jontre Kirklin	14-0	2	1	3	.	.	.	.	.	.	.	.	.	.
49 Travez Moore	2-0	2	1	3	0.5-3	0.5-3	.	.	.	.	.	.	.	.
34 Lloyd Cole	15-0	2	1	3	.	.	.	.	.	.	.	.	.	.
4 Todd Harris Jr.	3-1	3	.	3	1.0-4	.	.	.	.	.	.	.	.	.
42 Aaron Moffitt	15-0	1	1	2	.	.	.	.	.	.	.	.	.	.
17 Racey McMath	14-0	2	.	2	.	.	.	.	.	.	.	.	.	.
32 Avery Atkins	15-0	2	.	2	.	.	.	.	.	.	.	.	.	.
44 Tory Carter	11-0	1	1	2	.	.	.	.	.	.	.	.	.	.
68 Damien Lewis	15-15	1	.	1	.	.	.	.	.	.	.	.	.	.
58 Jared Small	5-0	.	1	1	.	.	.	.	.	.	.	.	.	.
2 Justin Jefferson	15-15	1	.	1	.	.	.	.	.	.	.	.	.	.
19 Derrick Dillon	14-3	1	.	1	.	.	.	.	.	.	.	.	.	.
41 Carlton Smith	8-0	.	1	1	.	.	.	.	.	.	.	.	.	.
80 Jamal Pettigrew	15-0	.	1	1	.	.	.	.	.	.	.	.	.	.
24 Chris Curry	14-1	.	1	1	.	.	.	.	.	.	.	.	.	.
27 Lanard Fournette	4-0	1	.	1	.	.	.	.	.	.	.	.	.	.
10 Stephen Sullivan	15-2	1	.	1	.	.	.	.	.	.	.	.	.	.
1 Ja'Marr Chase	14-14	1	.	1	.	.	.	.	.	.	.	.	.	.
9 Joe Burrow	15-15	1	.	1	.	.	.	.	.	.	.	.	.	.
<b>TM TEAM</b>	<b>13-0</b>	.	.	.	.	.	.	.	.	.	.	.	.	<b>1</b>
<b>Total.....</b>	<b>15-0</b>	<b>485</b>	<b>436</b>	<b>921</b>	<b>96-419</b>	<b>37-260</b>	<b>17-87</b>	<b>77</b>	<b>94</b>	<b>32</b>	<b>5-16</b>	<b>6</b>	<b>1</b>	<b>1</b>









**Games against Ranked Teams****Beat a top 25 team**

#3 Clemson, 42-25, in CFP National Championship (01/13/20)

**Beat a top 10 team**

#3 Clemson, 42-25, in CFP National Championship (01/13/20)

**Beat a top 5 team**

#3 Clemson, 42-25, in CFP National Championship (01/13/20)

**Beat an FBS No. 1 team (AP or Coaches Poll)**

#1 Ohio State, 38-24 (01/07/08 - BCS Championship Game)

**Beat an FBS No. 1 team (AP or Coaches Poll) at home**

#1 Florida, 28-21 (10/11/97)

**Beat a ranked opponent at home**

#9 Auburn, 23-20, in Baton Rouge (10/26/19)

**Beat a ranked opponent on the road**

#3 Alabama, 46-41, in Tuscaloosa (11/09/19)

**Beat a ranked opponent at a neutral site**

#3 Clemson, 42-25, in CFP National Championship (01/13/20)

**Beat back-to-back ranked opponents**

#4 Oklahoma, 63-28, in Chick-fil-A Peach Bowl (12/28/19) & #3 Clemson, 42-25, in CFP National Championship (01/13/20)

**Beat a ranked team in three straight games**

12/07/19 - 01/13/20 #4 Georgia (SEC CG), #4 Oklahoma (Chick-fil-A Peach Bowl), #3 Clemson (CFP National Championship)

**Beat a ranked team in four straight games**

11/23/01 - 01/01/02 vs. #22 Arkansas, #24 Auburn, #2 Tennessee (SEC CG), #7 Illinois (Sugar Bowl)

**Lost to a ranked opponent at home**

#1 Alabama, 29-0 (11/03/18)

**Lost to a ranked opponent on the road**

at #22 Texas A&M, 74-72 (11/24/18)

**Lost to a ranked opponent at a neutral site**

#14 Notre Dame, 21-17, in Citrus Bowl (01/11/18)

**Lost to an unranked opponent at home**

Troy, 24-21 (09/30/17)

**Lost to an unranked opponent on the road**

at Mississippi State, 27-7 (09/16/17)

**Special Situations****Won on the last play of the game**

at #7 Auburn (22-21, 09/15/17); 42 yard field goal by Cole Tracy as time expired

**Lost on the last play of the game**

at Texas A&M (74-72, 11/24/18); in seventh overtime on 2-pt. conversion

**Came back and won from 10 or more down in 4th quarter**

vs. #14 Wisconsin, 28-24 (8/30/14); down 24-13 entering 4th quarter

**Lost when leading by 10 or more in 4th quarter**

#14 Clemson, 25-24 in Chick-fil-A Bowl (12/31/12); led 24-13 entering fourth quarter

**Lost when leading by 20 points or more**

Tennessee, 30-27 OT (09/26/05); led 21-0 at halftime

**Scored on the first play from scrimmage**

Travin Dural (94-yard pass from QB Anthony Jennings) vs. Sam Houston State (9/6/14)

**A QB caught a pass on a designed play**

Matt Flynn (35-yards from WR Early Doucet) at Alabama (11/03/07)

**A RB threw a TD pass on a designated play**

Clyde Edwards-Helaire (11 yards to Tory Carter) at Texas A&M in fifth overtime (11/24/18)

**Had two RB rush for at least 100 yards each**

Derrius Guice (127 yards) and Darrel Williams (106 yards) vs. Texas A&M (11/25/17)

**A player gained 100 yards receiving and 100 yards rushing**

Darrel Williams (103 yards rushing, 105 yards receiving) vs. Ole Miss (10/21/17)

**Had a player be responsible for six touchdowns**

Joe Burrow (6) vs. #3 Clemson in CFP National Championship (01/13/20)

**Returns/Special Teams/Defense****Returned a KO for a TD**

Leonard Fournette, 100 yards vs. Notre Dame (12/30/14- Music City Bowl)

**Returned a Punt for a TD**

Trey Palmer, 54 yards vs. Northwestern State (09/14/19)

**Returned an INT for a TD**

Jacob Phillips, 45 yards vs. #8 Miami (09/02/18-at AT&M Stadium, Arlington)

**Returned 2 INTs for TDs**

Ronald Martin (45 yards) & Lavar Edwards (23 yards) vs. Idaho (09/15/12)

**Returned 3 INTs for TDs**

3 vs. Arkansas State (C. Raymond, D. Walkup, C. Buckels) (10/12/91)

**Recovered a fumble in endzone for a TD**

William Clapp at Ole Miss (11/21/15)

**Returned a fumble for a TD**

Michael Divinity Jr., 58-yard fumble recovery and return (forced by Devin White) at Texas A&M (11/24/18)

**Scored two defensive TDs in a game**

2 vs. UL-Monroe (R. Brooks, INT; L. Edwards, FUM) (11/13/10)

**Faked a field goal for a touchdown**

Trent Domingue (kicker), 16-yard run (10/17/15 vs. Florida)

**Faked a punt for a first down**

Kendell Beckwith, 5-yard run in third quarter vs. Wisconsin (8/30/14)

**Faked a field goal for a first down**

Josh Jasper, 5-yard run in 4th quarter (10/09/10 at Florida)

**A player kicked the PAT after scoring the TD**

Trent Domingue vs. Florida (10/17/15)

**Blocked a FG**

Austin Deculus, 45-yard Bubba Baxa attempt in second quarter vs. #8 Miami in Arlington (09/02/18)

**Returned a blocked FG for a TD**

Patrick Peterson, 53 yards on the block of Ole Miss' 47-yard FG attempt (11/21/09)

**Blocked a PAT (kick)**

Austin Deculus, kick attempt by Joseph Bulovas (11/03/18 vs. No. 1 Alabama)

**Returned a PAT for a Defensive Extra Point**

Mark Roman, kick attempt by Seth Hanson (10/17/98 vs. Kentucky)

**Blocked a punt**

Micah Baskerville at Vanderbilt (09/21/19)

**Blocked a punt for a safety**

Jarvis Green, on an Andy Smith punt (10/16/99 at Kentucky)

**Returned a blocked punt for TD**

Micah Baskerville, 23 yards, off Micah Baskerville's block at Vanderbilt (09/21/19)

**Recovered an onside kick**

vs. Auburn (10/26/19); recovered by Derrick Dillon with 2:32 left in Fourth quarter

**Recovered an onside kick to start the game**

vs. Auburn (12/01/01)

**Recorded a Safety (Team)**

vs. Texas A&M (11/30/19); sacked by Neil Farrell Jr.

**Recorded a Safety (Individual tackle)**

Neil Farrell Jr. vs. Texas A&M (11/30/19)

**Recorded six interceptions (Team)**

6 at Mississippi State (08/30/07)

**Had a player record three interceptions**

3 by Craig Steltz at Mississippi State (8/30/07)

**Had a player record 15 tackles**

17 by Devin White at Texas A&M (11/24/18)

**Had six sacks as a team**

8 vs. Louisville (12/31/16-Buffalo Wild Wings Citrus Bowl)

**Opponent Returns/Special Teams****Returned a KO for a TD**

Rashad Fenton of South Carolina, 96 yards in 2nd Quarter (10/10/15)

**Returned a Punt for a TD**

Antonio Callaway of Florida, 72 yards in 3rd Quarter (10/17/15 in Baton Rouge)

**Returned an INT for a TD**

Brad Stewart of Florida, 25 yards in 4th Quarter (10/06/18 at Florida)

**Returned 3 INTs for TDs**

Ken Alvis, Fred Smith, and Brian Robinson of Auburn on Jamie Howard (09/17/94 at Auburn)

**Recovered a fumble in endzone for a TD**

Chris Shelling of Auburn recovered fumble by Jermaine Sharp in 2nd Quarter (09/17/94 at Auburn)

**Returned a fumble for a TD**

Elijah McAllister of Vanderbilt, 1 yard on Clyde Edwards-Helaire fumble in 2nd Quarter (09/21/19 at Vanderbilt)

**Blocked a FG**

Ronnie Harrison of Alabama on kick by Colby Delahoussaye in 1st Quarter (11/05/16 in Baton Rouge)

**Blocked a punt**

Solomon Patton of Florida on punt by Brad Wing in 4th quarter (10/08/11 in Baton Rouge)

**Blocked two punts**

Justin Hamilton and Jason Lallis of Virginia Tech on punts by Donnie Jones (9/01/02 at Virginia Tech)

**Blocked a punt for a safety**

Justin Hamilton of Virginia Tech on punt by Donnie Jones (09/01/02 at Virginia Tech)

**Recorded a Safety (Team)**

Parris Bennett of Syracuse on rush by Darrel Williams in 3rd Quarter (09/23/17 in Baton Rouge)

**Blocked a PAT (kick)**

Johnathon Calvin of Mississippi State on PAT attempt by Colby Delahoussaye in 2nd Quarter (09/17/16 in Baton Rouge)

**Returned a PAT for a Defensive Extra Point**

Eric Kelly of Kentucky off a bad snap in the 2nd Quarter (10/17/98 in Baton Rouge)

**Faked a field goal for a TD**

Damon Duval of Auburn 1 yard run in 1st Quarter (09/18/99 in Baton Rouge)

**Recovered an onside kick**

Dez Harris of Mississippi State in 4th Quarter (09/17/16 in Baton Rouge)

---

### Scoring

#### Scored 30 or more points

All Games: 42 vs. Clemson (01/13/20)  
SEC Games: 37 vs. Georgia, (12/07/19)

#### Scored 40 or more points

All Games: 42 vs. Clemson (01/13/20)  
SEC Games: 50 vs. Texas A&M, (11/30/19)

#### Scored 50 or more points

All Games: 63 vs. Oklahoma, (12/28/19)  
SEC Games: 50 vs. Texas A&M, (11/30/19)

#### Scored 60 or more points

All Games: 63 vs. Oklahoma, (12/28/19)  
SEC Games: 72 at Texas A&M, 7 OTs (11/24/18)

#### Scored 70 or more points

All Games: 72 at Texas A&M, 7 OTs (11/24/18)  
SEC Games: 72 at Texas A&M, 7 OTs (11/24/18)

---

### Total Offense

#### Had more than 400 total yards

All Games: 628 vs. Clemson (01/13/20)  
SEC Games: 481 vs. Georgia, (12/07/19)

#### Had more than 450 total yards

All Games: 628 vs. Clemson (01/13/20)  
SEC Games: 481 vs. Georgia, (12/07/19)

#### Had more than 500 total yards

All Games: 628 vs. Clemson (01/13/20)  
SEC Games: 553 vs. Texas A&M, (11/30/19)

#### Had more than 550 total yards

All Games: 628 vs. Clemson (01/13/20)  
SEC Games: 553 vs. Texas A&M, (11/30/19)

#### Had more than 600 total yards

All Games: 628 vs. Clemson (01/13/20)  
SEC Games: 612 vs. Arkansas, (11/23/19)

#### Had More than 625 total yards

All Games: 628 vs. Clemson (01/13/20)  
SEC Games: 714 at Ole Miss, (11/16/19)

#### Had more than 650 total yards

All Games: 692 vs. Oklahoma, (12/28/19)  
SEC Games: 714 at Ole Miss, (11/16/19)

#### Had more than 700 total yards

All Games: 714 at Ole Miss, (11/16/19)  
SEC Games: 714 at Ole Miss, (11/16/19)

---

### Rushing Offense

#### Rushed for 150 or more yards

All Games: 165 vs. Clemson (01/13/20)  
SEC Games: 260 vs. Arkansas, (11/23/19)

#### Rushed for 200 or more yards

All Games: 260 vs. Arkansas, (11/23/19)  
SEC Games: 260 vs. Arkansas, (11/23/19)

#### Rushed for 250 or more yards

All Games: 260 vs. Arkansas, (11/23/19)  
SEC Games: 260 vs. Arkansas, (11/23/19)

#### Rushed for 300 or more yards

All Games: 393 vs Ole Miss (10/21/17)  
SEC Games: 393 vs Ole Miss (10/21/17)

#### Rushed for 350 or more yards

All Games: 393 vs Ole Miss (10/21/17)  
SEC Games: 393 vs Ole Miss (10/21/17)

#### Rushed for 400 or more yards

All Games: 418 vs. Missouri (10/01/16)  
SEC Games: 418 vs. Missouri (10/01/16)

#### Rushed for 425 or more yards

All Games: 433 vs. Houston (09/07/96)  
SEC Games: 426 vs. Ole Miss (10/30/76)

#### Rushed for 500 or more yards

All Games: 503 vs. Oregon (10/22/77)  
SEC Games: Never

---

### Passing Offense

#### Passed for 250 or more yards

All Games: 463 vs. Clemson (01/13/20)  
SEC Games: 349 vs. Georgia, (12/07/19)

#### Passed for 300 or more yards

All Games: 463 vs. Clemson (01/13/20)  
SEC Games: 349 vs. Georgia, (12/07/19)

#### Passed for 350 or more yards

All Games: 463 vs. Clemson (01/13/20)  
SEC Games: 425 vs. Texas A&M, (11/30/19)

#### Passed for 400 or more yards

All Games: 463 vs. Clemson (01/13/20)  
SEC Games: 425 vs. Texas A&M, (11/30/19)

#### Passed for 450 or more yards

All Games: 463 vs. Clemson (01/13/20)  
SEC Games: 489 at Ole Miss, (11/16/19)

#### Passed for 500 or more yards

All Games: 532 vs. Oklahoma, (12/28/19)  
SEC Games: 528 vs. Alabama (11/03/01)

---

### Scoring Defense

#### Allowed 0 points .....

All Games: 0 vs. Southeastern La. (09/08/18)  
SEC Games: 0 at Mississippi State (08/30/07)

#### Allowed 3 or fewer points....

All Games: 3 vs. Georgia Southern (08/31/19)  
SEC Games: 3 vs. Mississippi State (10/20/18)

#### Allowed 7 or fewer points....

All Games: 7 vs. Texas A&M, (11/30/19)  
SEC Games: 7 vs. Texas A&M, (11/30/19)

#### Allowed 10 or fewer points..

All Games: 7 vs. Georgia, (12/07/19)  
SEC Games: 10 vs. Georgia, (12/07/19)

#### Allowed 14 or fewer points

All Games: 10 vs. Georgia, (12/07/19)  
SEC Games: 10 vs. Georgia, (12/07/19)

---

### Total Defense

#### Allowed fewer than 75 total yards

All Games: 70 vs. Louisiana-Lafayette (10/05/02)  
SEC Games: 69 at Kentucky (10/15/66)

#### Allowed fewer than 100 total yards

All Games: 98 vs. Georgia Southern (08/31/19)  
SEC Games: 90 vs. Auburn (10/13/73)

#### Allowed fewer than 125 total yards

All Games: 98 vs. Georgia Southern (08/31/19)  
SEC Games: 114 vs. Kentucky (10/19/85)

#### Allowed fewer than 150 total yards

All Games: 98 vs. Georgia Southern (08/31/19)  
SEC Games: 135 vs. Vanderbilt (09/11/10)

#### Allowed fewer than 175 total yards

All Games: 169 vs. Texas A&M, (11/30/19)  
SEC Games: 169 vs. Texas A&M, (11/30/19)

#### Allowed fewer than 200 total yards

All Games: 169 vs. Texas A&M, (11/30/19)  
SEC Games: 169 vs. Texas A&M, (11/30/19)

#### Allowed fewer than 225 total yards

All Games: 169 vs. Texas A&M, (11/30/19)  
SEC Games: 169 vs. Texas A&M, (11/30/19)

#### Allowed fewer than 250 total yards

All Games: 169 vs. Texas A&M, (11/30/19)  
SEC Games: 169 vs. Texas A&M, (11/30/19)

#### Allowed fewer than 275 total yards

All Games: 169 vs. Texas A&M, (11/30/19)  
SEC Games: 169 vs. Texas A&M, (11/30/19)

#### Allowed fewer than 300 total yards

All Games: 286 vs. Georgia, (12/07/19)  
SEC Games: 286 vs. Georgia, (12/07/19)

---

### Rushing Defense

#### Allowed fewer than 0 yards

All Games: -5 vs. BYU (09/02/17)  
SEC Games: 0 at South Carolina (10/18/03)

#### Allowed fewer than 10 yards

All Games: -5 vs. BYU (09/02/17)  
SEC Games: 10 at Mississippi State (08/30/07)

#### Allowed fewer than 20 yards

All Games: 19 vs. Utah State (10/05/19)  
SEC Games: 16 at Arkansas (11/10/18)

#### Allowed fewer than 30 yards

All Games: 19 vs. Utah State (10/05/19)  
SEC Games: 16 at Arkansas (11/10/18)

#### Allowed fewer than 40 yards

All Games: 19 vs. Utah State (10/05/19)  
SEC Games: 16 at Arkansas (11/10/18)

#### Allowed fewer than 50 yards

All Games: 19 vs. Utah State (10/05/19)  
SEC Games: 16 at Arkansas (11/10/18)

#### Allowed fewer than 60 yards

All Games: 19 vs. Utah State (10/05/19)  
SEC Games: 16 at Arkansas (11/10/18)

#### Allowed fewer than 70 yards

All Games: 61 vs. Georgia (12/07/19)  
SEC Games: 61 vs. Georgia (12/07/19)

#### Allowed fewer than 80 yards

All Games: 61 vs. Georgia (12/07/19)  
SEC Games: 761 vs. Georgia (12/07/19)

#### Allowed fewer than 90 yards

All Games: 61 vs. Georgia (12/07/19)  
SEC Games: 61 vs. Georgia (12/07/19)

#### Allowed fewer than 100 yards

All Games: 97 vs. Oklahoma (12/28/19)  
SEC Games: 61 vs. Georgia (12/07/19)

---

### Passing Defense

#### Allowed 0 passing yards

All Games: 0 vs. Alabama (11/06/71)  
SEC Games: 0 vs. Alabama (11/06/71)

#### Allowed 25 or fewer passing yards

All Games: 24 vs. Georgia Southern (08/31/19)  
SEC Games: 23 vs. Arkansas (11/27/93)

#### Allowed 50 or fewer passing yards

All Games: 24 vs. Georgia Southern (08/31/19)  
SEC Games: 47 at Ole Miss (11/19/11)

#### Allowed 75 or fewer passing yards

All Games: 24 vs. Georgia Southern (08/31/19)  
SEC Games: 59 vs. Mississippi State (10/20/18)

#### Allowed 100 or fewer passing yards

All Games: 97 vs. Texas A&M, (11/30/19)  
SEC Games: 97 vs. Texas A&M, (11/30/19)

#### Allowed 125 or fewer passing yards

All Games: 97 vs. Texas A&M, (11/30/19)  
SEC Games: 97 vs. Texas A&M, (11/30/19)

#### Allowed 150 or fewer passing yards

All Games: 97 vs. Texas A&M, (11/30/19)  
SEC Games: 97 vs. Texas A&M, (11/30/19)

#### Allowed 175 or fewer passing yards

All Games: 97 vs. Texas A&M, (11/30/19)  
SEC Games: 97 vs. Texas A&M, (11/30/19)

#### Allowed 200 or fewer passing yards

All Games: 97 vs. Texas A&M, (11/30/19)  
SEC Games: 97 vs. Texas A&M, (11/30/19)

**Individual Rushing****Had a player rush for 100 or more yards**

All Games: 110 by Clyde Edwards-Helaire vs. Clemson (01/13/20)  
SEC Games: 188 by Clyde Edwards-Helaire vs. Arkansas (11/23/19)

**Had a player rush for 150 or more yards**

All Games: 188 by Clyde Edwards-Helaire vs. Arkansas (11/23/19)  
SEC Games: 188 by Clyde Edwards-Helaire vs. Arkansas (11/23/19)

**Had a player rush for 200 or more yards**

All Games: 276 by Derrius Guice vs. Ole Miss (10/21/17)  
SEC Games: 276 by Derrius Guice vs. Ole Miss (10/21/17)

**Had a player rush for 225 or more yards**

All Games: 276 by Derrius Guice vs. Ole Miss (10/21/17)  
SEC Games: 276 by Derrius Guice vs. Ole Miss (10/21/17)

**Had a player rush for 2 or more TDs**

All Games: 3 by Clyde Edwards-Helaire vs. Arkansas (11/23/19)  
SEC Games: 3 by Clyde Edwards-Helaire vs. Arkansas (11/23/19)

**Had a player rush for 3 or more TDs**

All Games: 3 by Clyde Edwards-Helaire vs. Arkansas (11/23/19)  
SEC Games: 3 by Clyde Edwards-Helaire vs. Arkansas (11/23/19)

**Had a player rush for 4 or more TDs**

All Games: 4 by Derrius Guice at Texas A&M (11/24/16)  
SEC Games: 4 by Derrius Guice at Texas A&M (11/24/16)

**Had a player rush for 5 or more TDs**

All Games: 5 by Kevin Faulk at Kentucky (11/01/97)  
SEC Games: 5 by Kevin Faulk at Kentucky (11/01/97)

**Individual Passing****Had a player pass for 200 or more yards**

All Games: 463 by Joe Burrow vs. Clemson (01/13/20)  
SEC Games: 349 by Joe Burrow vs. Georgia (12/07/19)

**Had a player pass for 250 or more yards**

All Games: 463 by Joe Burrow vs. Clemson (01/13/20)  
SEC Games: 349 by Joe Burrow vs. Georgia (12/07/19)

**Had a player pass for 300 or more yards.**

All Games: 463 by Joe Burrow vs. Clemson (01/13/20)  
SEC Games: 349 by Joe Burrow vs. Georgia (12/07/19)

**Had a player pass for 350 or more yards**

All Games: 463 by Joe Burrow vs. Clemson (01/13/20)  
SEC Games: 352 by Joe Burrow vs. Texas A&M (11/30/19)

**Had a player pass for 400 or more yards**

All Games: 463 by Joe Burrow vs. Clemson (01/13/20)  
SEC Games: 489 by Joe Burrow at Ole Miss (11/16/19)

**Had a player pass for 450 or more yards**

All Games: 463 by Joe Burrow vs. Clemson (01/13/20)  
SEC Games: 489 by Joe Burrow at Ole Miss (11/16/19)

**Had a player pass for 500 or more yards**

All Games: 528 by Rohan Davey at Alabama (11/03/01)  
SEC Games: 528 by Rohan Davey at Alabama (11/03/01)

**Had a player pass for 2 or more TDs**

All Games: 5 by Joe Burrow vs. Clemson (01/13/20)  
SEC Games: 4 by Joe Burrow vs. Georgia (12/07/19)

**Had a player pass for 3 or more TDs**

All Games: 5 by Joe Burrow vs. Clemson (01/13/20)  
SEC Games: 4 by Joe Burrow vs. Georgia (12/07/19)

**Had a player pass for 4 or more TDs**

All Games: 5 by Joe Burrow vs. Clemson (01/13/20)  
SEC Games: 4 by Joe Burrow vs. Georgia (12/07/19)

**Had a player complete 20 or more passes**

All Games: 31 by Joe Burrow vs. Clemson (01/13/20)  
SEC Games: 28 by Joe Burrow vs. Georgia (12/07/19)

**Had a player complete 25 or more passes**

All Games: 31 by Joe Burrow vs. Clemson (01/13/20)  
SEC Games: 28 by Joe Burrow vs. Georgia (12/07/19)

**Had a player complete 30 or more passes**

All Games: 31 by Joe Burrow vs. Clemson (01/13/20)  
SEC Games: 32 by Joe Burrow at Ole Miss (11/17/19)

**Had a player complete 35 or more passes**

All Games: 35 by Rohan Davey at Alabama (11/03/01)  
SEC Games: 35 by Rohan Davey at Alabama (11/03/01)

**Had a player complete 15 straight passes**

All Games: 17 by Rohan Davey vs. Arkansas-6 (11/26/99), vs. Western Carolina-11 (09/02/00) and 17 by Matt Mauck vs. Arizona-11 (09/06/03), vs. Western Illinois-6 (09/13/03) and 17 by Joe Burrow at Ole Miss (11/16/19)

**Had a player throw 30 or more passes**

All Games: 49 by Joe Burrow vs. Clemson (01/13/20)  
SEC Games: 38 by Joe Burrow vs. Georgia (12/07/19)

**Had a player throw 35 or more passes**

All Games: 49 by Joe Burrow vs. Clemson (01/13/20)  
SEC Games: 38 by Joe Burrow vs. Georgia (12/07/19)

**Had a player throw 40 or more passes**

All Games: 49 by Joe Burrow vs. Clemson (01/13/20)  
SEC Games: 42 by Joe Burrow at Ole Miss (11/16/19)

**Had a player throw 45 or more passes**

All Games: 49 by Joe Burrow vs. Clemson (01/13/20)  
SEC Games: 51 by Brandon Harris at Ole Miss (11/21/15)

**Had a player throw 50 or more passes**

All Games: 51 by Brandon Harris at Ole Miss (11/21/15)  
SEC Games: 51 by Brandon Harris at Ole Miss (11/21/15)

**Individual Receiving****Had a player with 9 or more receptions in a game**

All Games: 9 by Ja'Marr Chase, 9 by Justin Jefferson vs. Clemson (01/13/20)

SEC Games: 9 by Justin Jefferson at Ole Miss (11/16/19)

**Had a player with 10 or more receptions in a game**

All Games: 14 by Justin Jefferson vs. Oklahoma (12/28/19)  
SEC Games: 10 by Justin Jefferson vs. Florida (10/12/19)

**Had a player with 11 or more receptions in a game**

All Games: 14 by Justin Jefferson vs. Oklahoma (12/28/19)  
SEC Games: 12 by Michael Clayton at Alabama (11/15/03)

**Had a player with 12 or more receptions in a game**

All Games: 14 by Justin Jefferson vs. Oklahoma (12/28/19)  
SEC Games: 12 by Michael Clayton at Alabama (11/15/03)

**Had a player with 13 or more receptions in a game**

All Games: 14 by Justin Jefferson vs. Oklahoma (12/28/19)  
SEC Games: 19 by Josh Reed at Alabama (11/03/01)

**Had a player with 14 or more receptions in a game**

All Games: 14 by Justin Jefferson vs. Oklahoma (12/28/19)  
SEC Games: 19 by Josh Reed at Alabama (11/03/01)

**Had a player with 15 or more receptions in a game**

All Games: 19 by Josh Reed at Alabama (11/03/01)  
SEC Games: 19 by Josh Reed at Alabama (11/03/01)

**Had a player receive 100 or more yards**

All Games: 221 by Ja'Marr Chase, 106 by Justin Jefferson vs. Clemson (01/13/20)

SEC Games: 115 by Justin Jefferson vs. Georgia (12/07/19)

**Had a player receive 150 or more yards**

All Games: 221 by Ja'Marr Chase vs. Clemson (01/13/20)  
SEC Games: 197 by Ja'Marr Chase vs. Texas A&M (11/30/19)

**Had a player receive 200 or more yards**

All Games: 221 by Ja'Marr Chase vs. Clemson (01/13/20)  
SEC Games: 227 by Ja'Marr Chase at Ole Miss (11/16/19)

**Had a player receive 250 or more yards**

All Games: 293 by Josh Reed at Alabama (11/03/01) - school record  
SEC Games: 293 by Josh Reed at Alabama (11/03/01) - school record

**Had a player receive for 2 or more TDs**

All Games: 2 by Ja'Marr Chase, 2 by Thaddeus Moss vs. Clemson (01/13/20)  
SEC Games: 2 by Terrace Marshall Jr. vs. Georgia (12/07/19)

**Had a player receive for 3 or more TDs**

All Games: 4 by Justin Jefferson vs Oklahoma (12/28/19)  
SEC Games: 3 by Ja'Marr Chase at Ole Miss (11/16/19)

**Had a player receive for 4 or more TDs**

All Games: 4 by Justin Jefferson vs Oklahoma (12/28/19)  
SEC Games: 4 by Ja'Marr Chase at Vanderbilt (09/21/19)

**Had a player receive for 5 or more TDs**

All Games: 5 by Carlos Carson vs. Rice (09/24/77)  
SEC Games: Never



## 12 ALEX ADAMS

**Wide Receiver**  
6-0 • 196 • Fr. • HS  
Osyka, Miss.  
South Pike High School

Ranked by 247Sports four-star prospect and Top 10 recruit in the state of Mississippi ... Helped guide South Pike to a 13-1 record in 2019 and a spot in the Class 4A South State semifinals ... Finished the year with 34 catches for 859 yards and 10 touchdowns, and also rushed for 166 yards and two more scores ... As a junior, totaled 28 catches for 691 yards and 13 touchdowns ... Logged 17 carries for 153 yards and two touchdowns during the 2018 season ... Named to the Clarion Ledger's annual Dandy Dozen team and also competed in the 2019 Mississippi-Alabama All-Star Game.



## 3 ANDRE ANTHONY

**Defensive End**  
6-3 • 255 • Sr. • 2L  
New Orleans, La.  
Edna Karr High School

### 2017 SEC Academic Honor Roll

Has played in 22 games with five starts during his career ... Has 23 tackles, 1.5 tackles for loss and 1.5 sacks to his credit ... Overcome a series of injuries early in his career to become a consistent performer for the Tigers on defense and special teams ... Redshirted as a true freshman in 2016 and then sat out 2017 due to an injury.

### JUNIOR SEASON (2019)

Played in nine games with two starts ... Started against Northwestern State and Vanderbilt ... Had three tackles in win over Northwestern State and two tackles against both Georgia Southern and Vanderbilt ... Sacked Texas quarterback Sam Ehlinger for a 2-yard loss in the fourth quarter of LSU's 45-38 win over the Longhorns.

### ANDRE ANTHONY'S CAREER HIGHS

Tackles: 5 at Auburn, 2018  
Tackles for loss: 1.0 at Texas, 2019  
Sacks: 1.0 at Texas, 2019  
Quarterback Hurries: 1, 2x (Last: vs. Ole Miss)  
Fumble recoveries: 1 vs. Southeastern Louisiana, 2018

### ANDRE ANTHONY'S CAREER STATISTICS

YEAR	G-GS	UT	AT	TT	TFL	Sacks	PD	FF	FR	QBH	INT
2017	0-0	0	0	0	0	0	0	0	0	0	0
2018	13-3	5	9	14	0.5-4	0.5-4	0	0	1	0	1
2019	9-2	4	5	9	1.0-2	1.0-2	1	0	0	0	0
<b>Total</b>	<b>22-5</b>	<b>9</b>	<b>14</b>	<b>23</b>	<b>1.5-6</b>	<b>1.5-6</b>	<b>1</b>	<b>0</b>	<b>1</b>	<b>0</b>	<b>1</b>



## 32 AVERY ATKINS

**Placekicker/Kickoff Specialist**  
5-11 • 214 • Jr. • 2L  
Auburn, Ala.  
Auburn High School

### 2019 SEC Academic Honor Roll 2018 SEC Academic Honor Roll

Serves as LSU's kickoff specialist ... Has had a big impact on LSU's success in his first two years as 86 percent (181-of-210) of his kickoffs have gone for touchbacks ... Has played in 26 games with 210 kickoffs ... 181 of his 210 kickoffs have gone for touchbacks and only one of his kickoffs have gone out of bounds ... Set LSU single-season records for kickoffs (131) and touchbacks (131) in 2019.

### SOPHOMORE SEASON (2019)

Played in 15 games with 131 kickoffs ... 110 of his 131 kickoffs went for touchbacks ... Led the nation in total kickoffs (131), touchbacks (110), and finished No. 3 nationally in touchback percentage (83.97) ... Set career-highs with 11 touchbacks and 715 kickoff yards in win over Vanderbilt ... Matched career-high for total kickoffs with 11 at Ole Miss and Northwestern State ... As a unit, LSU allowed only 15 kickoff returns in 2019, which ranked No. 12 nationally ... LSU's total kickoff return yardage allowed (337) ranked No. 18 in the nation ... Longest kickoff return LSU allowed was 33 yards.

### ATKINS' CAREER HIGHS

Kickoffs: 11, 3x (Last: vs. Ole Miss, 2019)  
Kickoff Yards: 715 at Vanderbilt, 2019  
Touchbacks: 11 at Vanderbilt, 2019

### ATKINS' CAREER KICKOFF STATISTICS

YEAR	G	NO.	YDS.	AVG.	TB	OB
2018	13	79	5,014	63.5	71	0
2019	15	131	8,218	62.7	110	1
<b>Total</b>	<b>28</b>	<b>210</b>	<b>13,232</b>	<b>63.0</b>	<b>181</b>	<b>1</b>



## 23 MICAH BASKERVILLE

**Linebacker**  
6-1 • 231 • Jr • 2L  
Shreveport, La.  
Evangel Christian Academy

Will be looked to for leadership and an increased playing role for the Tigers in 2020 ... Served as a backup to middle linebacker Jacob Phillips in 2019 ... Has played in 20 games with one start in his two years with the Tigers ... Start came at Florida in 2018 ... Also contributes on special teams ... For career has 33 tackles to go along with 4.5 tackles for loss and a sack ... Arrived on campus in January of 2018 as an early enrollee and participated in spring practice prior to his rookie season.

### SOPHOMORE SEASON (2019)

Played in 12 games, seeing action at linebacker and special teams ... Finished with 15 tackles, 4.0 tackles for loss and a sack ... Had big game on special teams in win over Vanderbilt, blocking a punt and returning it for a touchdown ... Also returned an onside kick to the Vanderbilt 1-yard line, setting up a LSU touchdown early in the second half ... Had a pair of tackles, including one for a 2-yard loss at Ole Miss ... Had a sack and two tackles for losses in win over Utah State ... Added two tackles, including one for a 6-yard loss against Texas A&M.

### MICAH BASKERVILLE'S CAREER HIGHS

Tackles: 11 at Florida, 2018  
Tackles for loss: 2.0 vs. Utah State, 2019  
Sacks: 1.0 vs. Utah State, 2019

### MICAH BASKERVILLE'S CAREER STATISTICS

YEAR	G-GS	UT	AT	TT	TFL	Sacks	PD	FF	FR	QBH	INT
2018	8-1	7	11	18	0.5-1	0.0-0	0	0	0	0	0
2019	12-0	10	5	15	4.0-10	1.0-1	1	0	0	0	0
<b>Total</b>	<b>20-1</b>	<b>17</b>	<b>16</b>	<b>33</b>	<b>4.5-11</b>	<b>1.0-1</b>	<b>1</b>	<b>0</b>	<b>0</b>	<b>0</b>	<b>0</b>



## 1 KAYSHON BOUTTE

**Wide Receiver**  
6-2 • 233 • So. • 1L  
Shreveport, La.  
Evangel Christian Academy

Played at Westgate High School in New Iberia, Louisiana ... Rated a four-star wide receiver by 247Sports and Rivals ... Ranked as the No. 1 receiver in the state of Louisiana by ESPN, Rivals and 247Sports ... Is 52nd on the ESPN 300 List ... Recorded 674 yards as a junior, averaging 15.5 yard per catch ... Caught 44 passes and picked up 56.7 yards per game ... Tallied 13 touchdowns, eight coming on catches ... Will play in the 2020 Under Armour All-American game ... Had a five-touchdown performance in 2019 with over 300 all-purpose yards, racking up three rushing touchdowns, a receiving touchdown and a 97-yard kickoff return ... As a senior, rushed 71 times for 874 yards and 12 TDs ... Added 47 receptions for 1,005 yards and 15 scores ... On special teams, returned kickoffs for 282 yards and 2 TDs and added nine punt returns for 198 yards and a score ... MVP of District 6-4A ... Led team to the quarterfinals of the state playoffs in 2019.



## 75 ANTHONY BRADFORD

**Offensive Line**  
6-7 • 355 • Fr. • RS  
Muskegon, Mich.  
Muskegon High School

Redshirted in 2019 after seeing action in three games as a true freshman ... Player with tremendous promise and will be counted on for playing time in 2020 ... Fits the bill as a player that can dominate at the SEC level with a 6-foot-5, 365-pound frame ... Has good feet with tremendous power ... Can play either guard position.

### FRESHMAN SEASON (2019)

Played in three games with no starts ... Saw action in a backup role in wins over Northwestern State, Vanderbilt and Arkansas.



## 15 MYLES BRENNAN

**Quarterback**  
6-4 • 210 • Jr. • 2L  
Long Beach, Miss.  
St. Stanislaus High School

Has a big arm and can make all of the throws necessary to be an effective quarterback in the SEC ... Enters fourth season with the Tigers in 2020 ... Only quarterback on the LSU roster with collegiate game experience ... Has seen action in 17 games for the Tigers, completing 42-of-70 passes for 600 yards and two TDs ... Redshirted as a true sophomore in 2018 after appearing in only one contest ... Has gotten both bigger and stronger since arriving on campus as one of the most highly sought after recruits for the class of 2017.

### REDSHIRT SOPHOMORE SEASON (2019)

Played in 10 games ... Completed 24-of-40 passes for 353 yards and one TD ... Threw 58-yard TD pass to Racey McMath in win over Texas A&M ... Played one series against Oklahoma in the CFP National Semifinal, going 3-for-3 for 39 yards ... Led LSU on a 9-play, 75-yard drive in the fourth quarter against the Sooners ... Best overall game came against Northwestern State, going 8-of-9 for 115 yards ... Went 7-of-12 for 72 yards vs. Georgia Southern in season-opener ... Rushed nine times for 41 yards.

### MYLES BRENNAN'S CAREER PASSING HIGHS

Pass attempts: 12 vs. Georgia Southern, 2019  
Pass completions: 8 vs. Northwestern State, 2019  
Pass yards: 115 vs. Northwestern State, 2019  
Pass TDs: 1, twice (Last: vs. Texas A&M, 2019; First: vs. Troy, 2017)  
Had intercepted: 1, 3x (Last: vs. Vanderbilt, 2019, First: vs. Syracuse, 2017)  
Long pass: 58 vs. Texas A&M, 2019

### MYLES BRENNAN'S CAREER RUSHING HIGHS

Rush attempts: 3, twice (Last: vs. Georgia Southern, 2019; First: at Alabama, 2017)  
Rush yards: 14 at Vanderbilt, 2019  
Long rush: 9, twice (Last: at Vanderbilt, 2019; First: vs. Northwestern State, 2019)

### MYLES BRENNAN'S CAREER STATISTICS

#### PASSING

YEAR	G-GS	COMP	ATT	INT	YDS	TD	LONG
2017	6-0	14	24	2	182	1	48
2018	1-0	4	6	0	65	0	39
2019	10-0	24	40	1	353	1	58 (TD)
<b>Total</b>	<b>17-0</b>	<b>42</b>	<b>70</b>	<b>3</b>	<b>600</b>	<b>2</b>	<b>58 (TD)</b>

#### RUSHING

YEAR	ATT	YDS	TD	LONG
2017	9	-6	0	6
2018	0	0	0	0
2019	9	41	0	9
<b>Total</b>	<b>18</b>	<b>35</b>	<b>0</b>	<b>9</b>



## 44 TORY CARTER

**Tight End**  
6-0 • 244 • Sr. • 3L  
Valdosta, Ga.  
Lee County High School

A hybrid player that can play both fullback and tight end ... Plays on LSU's special teams ... Has good hands out the backfield and serves as an asset in the passing game when called upon ... Relishes the big block, much like that of his dad James Carter, who played fullback and defensive tackle for Georgia Southern, winning back-to-back 1-AA (FCS) national titles in 1985 and 1986 ... James earned 1-AA All-America honors from Sporting News in 1986 ...

### JUNIOR SEASON (2019)

Played in 11 game with no starts ... A converted fullback that sees action at tight end and special teams ... Caught two passes for 15 yards ... Did not have any carries ... Caught pass for 8-yard gain in win over Oklahoma ... Other reception came against Northwestern State for seven yards.

### TORY CARTER'S CAREER HIGHS

Carries: 1, 2x (Last: vs. Ole Miss, 2018)  
Rushing Yards: 2, 2x (Last: vs. Ole Miss 2018)  
Receptions: 2, 3x times (Last: at Texas A&M, 2018)  
Receiving yards: 32 vs. Texas A&M, 2017  
Receiving TDs: 1, 2x (Last: at Texas A&M, 2018)  
Long reception: 28 vs. Texas A&M, 2017

### TORY CARTER'S CAREER STATISTICS

#### RUSHING

YEAR	G-GS	ATT	YDS.	TD	LONG
2017	12-1	0	0	0	0
2018	12-4	2	4	0	2
2019	11-0	0	0	0	0
<b>Total</b>	<b>35-5</b>	<b>2</b>	<b>4</b>	<b>0</b>	<b>2</b>

#### RECEIVING

YEAR	REC.	YDS.	TD	LONG
2017	6	61	1	28
2018	4	39	1	12
2019	2	15	0	8
<b>Total</b>	<b>12</b>	<b>115</b>	<b>2</b>	<b>28</b>



## 55 JARELL CHERRY

**Defensive End**  
6-2 • 277 • So. • SQ  
Dallas Texas,  
Carter High School

Enters third season with the Tigers in 2020 ... Gifted athlete that continues to develop as a defensive end for the Tigers ... Has rare speed for a player his size ... Excelled as a sprinter on his high school track team ... Has gained nearly 50 pounds since joining the Tigers in 2018 ... Built strength and stamina by carrying bricks in his backpack to class ... Has played in three games in his career, all coming in 2019.

### REDSHIRT FRESHMAN SEASON (2019)

Played in three games against Georgia Southern, Northwestern State and Vanderbilt ... Did not record any stats.

### FRESHMAN SEASON (2018)

Did not see any game action as a true freshman.

### HIGH SCHOOL

Tremendous athlete who also excelled as a sprinter on the track team during his prep career ... Graduated early and enrolled at LSU in January 2018 ... Earned district co-defensive lineman MVP honors in 2016 ... Racked up 67 tackles, including 16 sacks and another eight tackles for loss as a senior ... A four-star prospect based on all major sites ... A ESPN Top 300 recruit ... Ranked No. 24 in the state of Texas by 247Sports ... Selected 13th by 247Sports as one of the top weak-side defensive end recruits ... Listed in the 247Sports Top 200 ... Helped team to a 9-3 record as a senior in 2017 ... Coached by Patrick Williams.

### PERSONAL

Born Aug. 18, 2000 ... Majoring in economics.

### JARELL CHERRY'S CAREER STATISTICS

YEAR	G-GS	UT	AT	TT	TFL	SACKS	PD	QBH	INT	FF	FR
2019	3-0	0	0	0	0	0	0	0	0	0	0



## 18 DAMONE CLARK

**Linebacker**  
6-4 • 245 • Jr. • 2L  
Baton Rouge, La.  
Southern Lab High School

# 18

Extremely talented player that will fill the void at linebacker with the departure of Patrick Queen and Jacob Phillips ... Has all of the tools necessary to become a dominant defender in the SEC ... Can play either inside or outside ... Another Baton Rouge product that has impacted the LSU football program ... Hard-hitting linebacker that plays fast and can make tackles sideline to sideline ... Extremely athletic with good ball skills ... Played tight end as well as throwing the javelin in high school ... High school teammates with fellow LSU Tigers in running back Tyrion Davis-Price and offensive lineman Kardell Thomas ... Has seen action in 28 games at LSU with three starts ... Has 51 tackles, 4.0 tackles for loss and 3.5 sacks for his career.

### SOPHOMORE SEASON (2019)

Played in all 15 games, starting three times ... Starter at outside linebacker in LSU's base defensive package ... Starts came against Georgia in the SEC Championship Game, Georgia Southern and Northwestern State ... Finished sixth on the team in tackles with 50 ... Added 4.0 tackles for loss and 3.5 sacks ... Had five tackles in win over Georgia in SEC title game ... Had four tackles and a sack against Texas A&M ... Opened year with career-best nine tackles in win over Georgia Southern in what was first start of his career ... Had four tackles, including 1.5 sacks, in road win over Vanderbilt ... Had six tackles in victory over Arkansas ... Credited for a sack for a 14-yard loss against Auburn.

### DAMONE CLARK'S CAREER HIGHS

Tackles: 9 vs. Georgia Southern, 2019  
Tackles for Loss: 1.5 at Vanderbilt, 2019  
Sacks: 1.5 at Vanderbilt, 2019

### DAMONE CLARK'S CAREER STATISTICS

YEAR	G-GS	UT	AT	TT	TFL	SACKS	PD	QBH	INT	FF	FR
2018	13-0	0	1	1	0-0	0-0	0	0	0	0	0-0
2019	15-3	17	33	50	4.0-33	3.5-32	0	0	0	0	0-0
<b>Total</b>	<b>28-3</b>	<b>17</b>	<b>34</b>	<b>51</b>	<b>4.0-33</b>	<b>3.5-32</b>	<b>0</b>	<b>0</b>	<b>0</b>	<b>0</b>	<b>0-0</b>





## 19 JABRIL COX

**Linebacker**  
**6-4 • 231 • Sr. • TR**  
**Kansas City, Mo.**  
**Raytown South High School**

**2018 STATS FCS Buck Buchanan Award Finalist (4th)**  
**2017 STATS FCS Jerry Rice Award Finalist (6th)**  
**2018 Phil Steele FCS All-America First Team**  
**2019 Phil Steele FCS All-America Second Team**  
**2018 AFCA All-America Second Team**  
**2018, 2019 STATS FCS All-America Second Team**  
**2018 Associated Press All-America Second Team**  
**2019 Associated Press All-America Third Team**  
**2017 Phil Steele FCS Freshman All-America First Team**  
**2018 MVFC Defensive Player of the Year**  
**2017 MVFC Newcomer of the Year**  
**2017 MVFC Freshman of the Year**  
**2018, 2019 All-MVFC First Team**  
**2017 All-MVFC Second Team**

Graduate transfer from FCS powerhouse North Dakota State that will make an immediate impact with the Tigers in 2020 ... Slated to start at one of the inside linebacker positions alongside Damone Clark ... Helped North Dakota State win three straight FCS Championships from 2017-19 ... Hasn't missed a beat during the transfer from the Bison to the Tigers ... Joined the team during the summer after graduating from North Dakota State ... Two-time FCS All-America and capped his three-year career at North Dakota State with 258 tackles, 32 tackles for loss and 14 sacks ... Helped the Bison to a 45-1 mark over a three-year period, starting 31 consecutive games at one point before missing South Dakota State contest in 2019 with an injury.

### PRIOR TO LSU (AT NORTH DAKOTA STATE)

Won three FCS National Championships as a linebacker at North Dakota State ... Team went a combined 45-1 during his three years ... Twice named first team FCS All-America ... Had 258 tackles, 32 tackles for loss and 14 sacks ... Added six interceptions and scored two defensive TDs ... Appeared in 45 games, starting at linebacker 38 times ... FCS All-America in 2018 and 2019 ... Named the Missouri Valley Conference Freshman and Newcomer of the Year in 2017 and was the MVC Defensive Player of the Year in 2018 ... As a junior in 2019, Cox recorded 92 tackles to go with 9.5 tackles for loss and 5.5 sacks ... Had eight tackles in North Dakota State's FCS Championship Game win over James Madison ... As a sophomore in 2018, finished fourth in the Buck Buchanan Award voting, which is presented to the top defensive player in FCS ... Led Bison with 91 tackles, 9.5 tackles for loss, four sacks and four interceptions – returning two of those for touchdowns – in helping the Bison to a 15-0 mark as a sophomore in 2018 ... Returned interceptions for touchdowns in back-to-back games vs. North Alabama (43 yards) and Delaware (36 yards) ... North Dakota State won the second of its three straight national titles with a 38-24 win over Eastern Washington to cap the 2018 season ... In 2017, earned Freshman All-America honors after leading NDSU in tackles (75) and tackles for loss (13.0) ... Added 4.5 sacks and three fumble recoveries for the 14-1 Bison ... Finished sixth in the Jerry Rice Award, which is presented to the top freshman in the FCS ... Had career-best 13 tackles in FCS semifinal win over Sam Houston State ...

### JABRIL COX'S CAREER HIGHS (AT NORTH DAKOTA STATE)

Tackles: 13 vs. Sam Houston State, 2017  
Tackles for loss: 3.0 vs. Youngstown State, 2017  
Sacks: 2.0 vs. Youngstown State, 2017

### JABRIL COX'S CAREER DEFENSIVE STATISTICS (AT NORTH DAKOTA STATE)

YEAR	G-GS	UT	AT	TT	TFL	Sacks	PBU	QBH	INT	FF	FR
2017	15-8	47	28	75	13.0-58	4.5-25	3	6	1-32	1	3-12
2018	15-15	54	37	91	9.5-29	4.0-21	3	7	4-147	0	0
2019	15-15	57	35	92	9.5-60	5.5-32	6	5	1-11	0	0
<b>Totals</b>	<b>45-38</b>	<b>158</b>	<b>100</b>	<b>258</b>	<b>32.0-147</b>	<b>14.0-78</b>	<b>12</b>	<b>18</b>	<b>6-190</b>	<b>1</b>	<b>3-12</b>



## 18 CHRIS CURRY

**Running Back**  
**5-11 • 216 • So. • 1L**  
**Lehigh Acres, Fla.**  
**Lehigh High School**

# 18

Enters third year with the Tigers in 2020 ... The veteran among LSU's group of running backs ... Has played in 18 games with one start ... Had best game in an LSU uniform in CFP National Semifinal when he started in place of an injured Clyde Edwards-Helaire and had his best game with 89 yards rushing on 16 carries ... Powerful runner that is also good at catching the ball out of the backfield ... Tremendously gifted athlete that works hard with a huge upside ... Goes into 2020 with 191 rushing yards for his career.

### REDSHIRT FRESHMAN SEASON (2019)

Played in 14 games with one start ... Stepped in for a limited Clyde Edwards-Helaire against Oklahoma and had best game of career with 89 rushing yards and one reception for nine yards ... Carried career-best 16 times against Sooners with four of his rushes going for first downs ... Started for first time of career against Oklahoma ... Averaged 5.6 yards per carry against the Sooners with runs of 13, 19 and 20 yards ... Also played on special teams ... Played in 14 games ... Rushed for 189 yards on 38 carries ... Caught three passes for 23 yards ... Prior to OU, had 26 yards in five carries against Georgia ... Rushed six times for 24 yards vs. Utah State and 23 yards on two carries against Georgia Southern.

### CHRIS CURRY'S CAREER HIGHS

Rush attempts: 16 vs. Oklahoma, 2019 CFP National Semifinal  
Rushing yards: 89 vs. Oklahoma, 2019 CFP National Semifinal  
Rushing TDs: None  
Longest Rush: 20 2x (Last: vs. Oklahoma, 2019; First: vs. Georgia Southern, 2019)  
Receptions: 2 vs. Georgia Southern, 2019  
Receiving Yards: 14 vs. Georgia Southern, 2019  
Longest Reception: 9 2x (Last: vs. Oklahoma, 2019 CFP National Semifinal; First: vs. Georgia Southern)

### CHRIS CURRY'S CAREER RUSHING STATISTICS

YEAR	G-GS	Att.	Yards	TD	Long
2018	4-0	8	2	0	3
2019	14-1	38	189	0	20
<b>TOTAL</b>	<b>18-1</b>	<b>46</b>	<b>191</b>	<b>0</b>	<b>20</b>



## 3 TYRION DAVIS-PRICE

**Running Back**  
**6-1 • 230 • So. • 1L**  
**Baton Rouge, La.**  
**Southern Lab High School**

Hard-nosed running back that excelled playing behind first round NFL Draft pick Clyde Edwards-Helaire in 2019 ... Another Baton Rouge area product that has found a home at LSU ... Prepped across town at Southern Lab ... Downhill runner with excellent balance that has ability to navigate through traffic ... Powerful back that can also beat a defender to the edge ... Joins Chris Curry and John Emery Jr. to give the Tigers a young, but deep and talented backfield ... Played in 14 games and finished second on the team among running backs with 295 rushing yards last year ... Added six rushing TDs in what was an outstanding true freshman season.

### FRESHMAN SEASON (2019)

Teamed with Chris Curry to serve as the backup to Clyde Edwards-Helaire in the LSU backfield ... Played in 14 games ... Third on team (second among running backs) with 295 rushing yards and six TDs ... Rushed for a TD in four of the last five games in played in ... Averaged 4.6 yards per carry ... Had four carries for 25 yards against Oklahoma in the national semifinal win ... Rushed for career-high 53 yards on 11 carries in win over Utah State ... Scored pair of TDs in win over Northwestern State ... Had a 33-yard TD run to put the Tigers up for good, 35-28, in third quarter against Florida ... Rushed seven times for 24 yards and a score against Texas A&M ... Scored on a 4-yard run in second quarter in SEC Championship Game against Georgia ... Gave LSU a 14-6 lead on a two-yard run in the second quarter against Arkansas ... Carried the ball four times for 22 yards against Auburn ... Rushed for 49 yards on six attempts at Mississippi State ... Ran for 19 yards and a touchdown on four carries in his first SEC game at Vanderbilt ... Scored his first career touchdown on a 1-yard run against Northwestern State ... Added another TD with 2:12 left against the Demons on a 2-yard run ... Finished the game against Northwestern State with 29 yards on seven carries ... Made his first career appearance against Georgia Southern and totaled five carries for 11 yards as well as a pair of catches for 24 yards.

### DAVIS-PRICE'S CAREER RUSHING HIGHS

Rush attempts: 11 vs. Utah State, 2019  
Rushing yards: 53 vs. Utah State, 2019  
Rushing TDs: 2 vs. Northwestern State, 2019  
Longest Rush: 33 vs. Florida, 2019

### TYRION DAVIS PRICE'S CAREER RUSHING STATISTICS

YEAR	G-GS	Att.	Yards	TD	Long
2019	14-0	64	295	6	33 (TD)



## 76 AUSTIN DECULUS

**Offensive Tackle**  
6-7 • 321 • Jr. • 2L  
Mamou, La.  
Cy-Fair High School (Cypress, Texas)

The only returning starter on the offensive line for the Tigers in 2020 and one of the most experienced players on the roster ... Has played in 39 games with 24 starts during his career ... Started 13 of LSU's 15 games at right tackle in 2019, helping the Tigers to the most dominant season in college football history ... Has shown steady improvement in each of this three seasons with LSU ... Used the 2019 offseason to improve his technique and footwork and the results followed ... Had his best year at LSU as a junior ... Will be looked to for leadership both on and off the field in 2020 ... Last name is pronounced deck-you-lus ... Born in Mamou, La., but grew up in Cypress, Texas, which is where he graduated from high school.

### JUNIOR SEASON (2019)

Most improved of LSU's offensive linemen in 2019 ... Played and started in 13 games, all at right tackle ... Had streak of 22 straight starts snapped against Ole Miss ... Missed Ole Miss and Arkansas games with injury and returned to action against Texas A&M ... The right tackle on the line that was named the Joe Moore Award winner as the top unit in the nation ... Helped pave the way for 1,000-yard rusher Clyde Edwards-Helaire and Heisman Trophy Award winner Joe Burrow ... Played 885 snaps ... Played all 81 offensive snaps in LSU's win over Clemson in the national title game ... Graded out at 89% in LSU's 63-28 win over Oklahoma as the Tigers racked up 692 yards of total offense and allowed just one sack ... Helped the Tigers put up 37 points and 450-plus yards of total offense against Georgia in the SEC Championship Game ... Key member of offensive line that helped the Tigers to 500-plus yards of total offense against Texas A&M ... Graded out at 88 percent and totaled three knockdowns against Auburn ... Put together the best game of his career and graded out as the top tiger lineman at 96 percent with a pair of finishes at Mississippi State ... A part of the line that did not allow a sack and led the offense to 511 yards of total offense in win over Florida ... Helped LSU to the win over Texas with three knockdowns.



## 74 MARCUS DUMERVIL

**Offensive Line**  
6-5 • 310 • Fr. • HS  
Lauderdale Lakes, Fla.  
St. Thomas Aquinas

Played at St. Thomas Aquinas High School in Fort Lauderdale, Florida ... Rated as a four-star offensive tackle by 247Sports and Rivals ... Will play in the 2020 Under Armour All-America Game ... Rated as the No. 11 offensive tackle in the nation ... Listed at No. 65 in the ESPN300 ... Led St. Thomas Aquinas to a perfect record of 14-0 in 2019, including a win in the 7A FHSAA State Championship game ... Coached by Roger Harriott ... High School teammates with fellow LSU signee Marlon Martinez.



## 4 JOHN EMERY JR.

**Running Back**  
5-11 • 215 • So. • 1L  
St. Rose, La.  
Destrehan High School

Versatile running back that will see plenty of action for the Tigers in 2020 ... Joins Chris Curry and Tyrion Davis-Price to give LSU a young but very talented backfield ... Developing into a great all-around back ... Is an every-down back that can catch the ball out of the backfield and protect the quarterback on passing downs ... Explosive player with breakaway speed ... Won't get caught from behind ... Has the toughness to run between the tackles as well ... Excels when hitting the edge ... Played in 10 games in his LSU career with 188 rushing yards and four touchdowns.

### FRESHMAN SEASON (2019)

Played in 10 games with no starts ... Rushed for 188 yards and four TDs on 39 carries ... Caught six passes for 60 yards ... Longest run of season came on 39-yard TD run against Arkansas ... Rushed three times for seven yards, including a 6-yard TD, against Oklahoma ... Rushed for 42 yards on two carries against Arkansas ... Rushed for 51 yards on nine carries against Vanderbilt ... Scored TDs on runs of 6 yards vs. Vanderbilt and 4 yards vs. Northwestern State ... Carried eight times for 45 yards vs. Utah State.

### JOHN EMERY JR.'S CAREER RUSHING HIGHS

Rushing attempts: 9 at Vanderbilt, 2019  
Rushing yards: 51 at Vanderbilt, 2019  
Rushing TDs: 1, 4x (Last: vs. Oklahoma, 2019)  
Long rush: 39 vs. Arkansas, 2019

### JOHN EMERY JR.'S CAREER RECEIVING HIGHS

Receptions: 4 vs. Utah State, 2019  
Receiving yards: 34 vs. Utah State, 2019  
Receiving TDs: 0  
Long reception: 17 vs. Georgia Southern, 2019

### JOHN EMERY JR.'S CAREER RUSHING STATISTICS

YEAR	G-GS	No.	Yards	TD	Long
2019	10-0	39	188	4	39 (TD)

### JOHN EMERY JR.'S CAREER RECEIVING STATISTICS

YEAR	Rec.	Yards	TD	Long
2019	6	60	0	17



## 94 JOSEPH EVANS

**Defensive Line**  
6-1 • 319 • RS-FR • 1L  
Haynesville, La.  
Haynesville High School

Versatile lineman that can play on either side of the football ... Originally signed to play on the defensive line, where he spent the 2019 season ... Shifted to the offensive line due to the lack of depth at center in the spring of 2020 ... Moved back to defensive line during the fall where he will likely see playing time at either nose tackle or defensive tackle ... Hard worker with a great attitude ... Played in four games as a true freshman in 2019.

### FRESHMAN SEASON (2019)

Played in four games during his debut season ... Totaled seven tackles in games against Georgia Southern, Northwestern State, Vanderbilt and Utah State.

### JOSEPH EVANS' CAREER HIGHS

Tackles: 2, 3x (First: vs. Northwestern State, 2019; Last: vs. Utah State, 2019)

### JOSEPH EVANS' CAREER STATISTICS

YEAR	G-GS	UT	AT	TT	TFL	SACKS	PBU	QBH	INT	FF	FR
2019	4-0	2	5	7	0-0	0-0	0	0	0	0	0
Total	4-0	2	5	7	0-0	0-0	0	0	0	0	0



## 11 TJ FINLEY

**Quarterback**  
6-6 • 242 • Fr. • HS  
Ponchatoula, La.  
Ponchatoula High School

The top quarterback in the state of Louisiana in 2019 ... Prepped at Ponchatoula High School in Ponchatoula, Louisiana ... Rated a three-star pro-style quarterback by 247Sports and Rivals ... Three-year starter for Ponchatoula High School ... Accounted for 72 touchdowns during his high school career (58 passing, 14 rushing) ... Completed career-high 168 passes as a senior for 2,738 yards to go along with 21 touchdowns ... Rushed for eight touchdowns as a senior ... Amassed 28 touchdowns during his junior season, 23 through the air and five on the ground ... Passed for 2,736 yards in 2018 ... Accumulated a total of 7,357 yards through his three years at quarterback ... coached by Hank Tierney ... Enrolled at LSU in January 2020.



## 25 CORDALE FLOTT

**Cornerback**  
6-1 • 165 • So. • 1L  
Saraland, Ala.  
Saraland High School

Teams with fellow sophomore Derek Stingley Jr. to give LSU the best cornerback tandem in college football ... Outstanding player that can also lineup at the nickel position ... Tremendous cover skills and won't get beat on a deep ball ... Great instincts and has a knack for finding the football ... Played in 14 games for career, starting one time (vs. Ole Miss in 2019) ... 15 career tackles with four passes defended.

### FRESHMAN SEASON (2019)

Played in 14 games with one start ... Start came at the nickel position against Ole Miss ... Has 15 tackles and four passes defended ... Career-best five tackles vs. Ole Miss ... Had one tackle against Oklahoma.

### CORDALE FLOTT'S CAREER HIGHS

Tackles: 5 at Ole Miss, 2019  
Pass Breakups: 1, 4x (Last: vs. Arkansas, 2019)

### CORDALE FLOTT'S CAREER STATS

YEAR	G-GS	UT	AT	TT	TFL	Sacks	PD	QBH	INT	FF	FR
2019	13-1	9	6	15	0-0	0-0	4	1	0	0	0



## 53 SONI FONUA

**Defensive Line**  
6-3 • 268 • Jr. • 1L  
Salt Lake City, Utah  
Mesa Community College/ East High School

Junior college transfer that enters second season with the Tigers in 2020 ... Pushing to be in the rotation at defensive end for the Tigers after seeing action as a linebacker in LSU's 3-4 scheme a year ago ... Played in four games in his first year at LSU in 2019 ... Will play as a redshirt junior in 2020.

### JUNIOR SEASON (2019)

Played in four games with no starts ... Saw action against Ole Miss, Texas A&M, Georgia in the SEC Championship Game and against Oklahoma in the national semifinal ... Did not record any defensive statistics.

### SONI FONUA'S CAREER STATISTICS

YEAR	G-GS	UT	AT	TT	TFL	Sacks	PD	QBH	INT	FF	FR
2019	4-0	0	0	0	0-0	0-0	0	0	0-0	0	0



## 11 ALI GAYE

**Defensive line**  
6-6 • 262 • Jr. • JC  
Edmonds, Wa.  
Edmonds-Woodway High School

Junior college product out of Garden City Community College in Garden City, Kansas ... Named to the 2019 All-Jayhawk League First Team ... Rated the No. 2 JUCO defensive end in the country for 2019 ... Had 44 tackles, one sack, one forced fumble, a pass breakup, and two blocked kicks during 2019 campaign at Garden City ... Played 2018 season at Arizona Western Community College where he saw action in 11 games with eight tackles ... Three-time All-Wesco 3A/2A South selection as a prep in the state of Washington at Edmonds-Woodway High School ... Moved to the United States from Gambia when he was 12 years old ... Coached by Tom Minnick at Garden City CC.



## 2 ARIK GILBERT

**Tight End**  
6-2 • 344 • Fr. • HS  
Marietta, Ga.  
Marietta High School

Blue chip recruit that was named the Gatorade National Player of the Year ... First true tight end to win the Gatorade National Player of the Year since the inception of the award in 1985 ... Led team to 2019 Georgia 7A state title with a 17-9 win over Lowndes ... Played at Marietta High School in Marietta, Georgia ... Five-star prospect by 247Sports, ESPN 300, Rivals and Scout ... Ranked No. 12 overall in the ESPN 300 ... No. 2-ranked recruit in the state of Georgia ... Highest-ranked tight end in the 2020 class by Rivals ... Caught 101 passes for 1,760 yards (17.3 yards per game) and 14 TDs as a senior ... Capped career with 243 catches for 3,540 yards (90.8 yards per game) and 35 TDs ... Will participate in the All-American bowl ... MaxPreps Player of the Week (Oct. 11, 2019).



## 90 JACOBIAN GUILLORY

**Defensive Line**  
6-2 • 344 • Fr. • HS  
Alexandria, La.  
Alexandria Senior High School

Played at Alexandria Senior High School in Alexandria, Louisiana... Selected to compete in the 2020 Pro Football Hall of Fame World Bowl and the 2020 All-American Bowl... Three-sport standout in football, powerlifting and track and field... Two-time state champion as a powerlifter and is a state champion in the shot put... Rated a four-star defensive tackle by 247Sports, ESPN and Rivals... Rivals ranks him the fifth-best prospect in Louisiana and the ninth-best defensive tackle... 247Sports ranks him as the No. 6 overall prospect in the state... Tallied 38 tackles, including 10 solo in his freshman year... Helped his squad to the second round of the state playoffs in 2019 ... Has cleared 740 pounds in the squat, 370 pounds in the bench and 625 pounds in the deadlift ... As a senior, had 76 tackles, 57 solo tackles, 27 tackles for loss, seven sacks, two forced fumbles.



## 14 MAURICE HAMPTON JR.

**Safety**  
6-0 • 215 • So. • 1L  
Memphis, Tenn.  
Memphis University High School

### SEC Freshman of the Week vs. Arkansas (2019)

Two-sport standout that pulled off the rare accomplishment of starting games as a true freshman in two sports at LSU – football and baseball ... Goes into sophomore season considered a starter at safety for the Tigers ... Gifted athlete that makes plays all over the football field ... Exceptional tackles that is capable of a big hit ... Tremendous speed and anticipation for the football ... Played in 13 games as a true freshman in football with one start in 2019 ... Had 10 tackles and broke up one pass as a freshman ... Made an immediate impact on the baseball diamond as well, playing in 10 games with seven starts in a shortened season ... Batted .231 in 26 plate appearances in baseball

Two-sport standout that pulled off the rare accomplishment of starting games as a true freshman in two sports at LSU – football and baseball ... Goes into sophomore season considered a starter at safety for the Tigers ... Gifted athlete that makes plays all over the football field ... Exceptional tackles that is capable of a big hit ... Tremendous speed and anticipation for the football ... Played in 13 games as a true freshman in football with one start in 2019 ... Had 10 tackles and broke up one pass as a freshman ... Made an immediate impact on the baseball diamond as well, playing in 10 games with seven starts in a shortened season ... Batted .231 in 26 plate appearances in baseball.

### FRESHMAN SEASON (2019)

Two-sport standout that has emerged as a player counted on for snaps in the secondary ... Played in 13 games with one start ... Started at safety in place of an injured Grant Delpit against Arkansas ... Had 10 tackles and a pass breakup to his credit ... Saw significant snaps in win over Oklahoma and had one tackle, a crushing blow on OU quarterback Jalen Hurts early in the first quarter ... Named SEC Freshman of the Week for his performance against Arkansas (6 tackles) ... Had two tackles the following week vs. Texas A&M.

### MO HAMPTON JR.'S CAREER HIGHS

Tackles: 2 vs. Texas A&M, 2019  
Pass Breakups: 1, vs. Texas A&M, 2019

### MAURICE HAMPTON JR.'S CAREER STATS

YEAR	G-GS	UT	AT	TT	TFL	Sacks	PD	QBH	INT	FF	FR
2019	13-1	6	4	10	0-0	0-0	1	0	0-0	0	0



## 4 TODD HARRIS JR.

**Safety**  
6-1 • 195 • Jr. • 2L  
Maringoin, La.  
Plaquemine High School

### 2018 SEC Academic Honor Roll

A starter in the secondary for the Tigers heading into 2020 ... Team leader – both on and off the field ... Has 2019 season cut short after suffering a knee injury in the Northwestern State contest in Week 3 ... Enters the 2020 season at full strength and is expected to be a key contributor at safety alongside JaCoby Stevens and Maurice Hampton ... Physical tackler that can play zone coverage or down in the box ... Has seen action in 27 games during his career with two starts ... 38 career tackles to go with one interception, one tackle for loss and four passes defended ... Member of the 2018 SEC Academic Honor Roll.

### JUNIOR SEASON (2019)

Played in three games with one start before being sidelined for the remainder of the season with an injury suffered against Northwestern State in Week 3 ... Started at safety in season-opening win over Georgia Southern ... Had one tackle against Georgia Southern and then followed that with a tackle for a 4-yard loss in the win over Texas ... Added a tackle against Northwestern State ... Granted a medical redshirt in 2019.

### TODD HARRIS' CAREER HIGHS

Tackles: 12 vs. Alabama, 2018  
Tackles for Loss: 1.0 at Texas, 2019  
Interceptions: 1 vs. Alabama, 2018  
Pass Breakups: 2 vs. UCF, 2019 Fiesta Bowl

### TODD HARRIS JR.'S CAREER STATISTICS

YEAR	G-GS	UT	AT	TT	TFL	Sacks	PD	QBH	INT	FF	FR
2017	13-0	0	4	4	0-0	0-0	0	0	0	0	0-0
2018	11-1	19	12	31	0-0	0-0	4	0	1-0	0	0-0
2019	3-1	3	0	3	1.0-4	0-0	0	0	0-0	0	0-0
<b>Total</b>	<b>27-2</b>	<b>22</b>	<b>16</b>	<b>38</b>	<b>1.0-4</b>	<b>0-0</b>	<b>4</b>	<b>0</b>	<b>1-0</b>	<b>0</b>	<b>0-0</b>



## 71 XAVIER HILL

**Offensive Line**  
**6-3 • 307 • Fr. • HS**  
**Olive Branch, Miss.**  
**Olive Branch High School**

Played at Olive Branch High School in Olive Branch, Mississippi ... Listed as a three-star recruit on the offensive line by both 247Sports and Rivals ... Represented Mississippi in the 2019 Mississippi-Alabama Football Classic on Dec. 14 ... Rated as the No. 18 offensive guard in America by Rivals ... Coached by Tyler Turner.



## 57 CHASEN HINES

**Offensive Guard**  
**6-3 • 349 • Jr. • 2L**  
**Marshall, Texas**  
**Marshall High School**

Versatile offensive lineman that has found a home at right guard ... Expected to start at right guard for the Tigers in 2020 after moving over from center ... Will likely serve as the backup at center if needed ... Helped plug holes in an injury-riddled offensive line as a true freshman in 2018 ... Originally came to LSU as a defensive lineman, but switched to the offensive side of the ball during preseason camp in 2018 ... Made the transition from defense to offense with ease ... Great attitude that will do whatever is asked of him ... Possesses tremendous athletic ability with great feet and very intelligent ... Has seen action in 18 games during his career with one start, that coming against Mississippi State in 2018.

### SOPHOMORE SEASON (2019)

Served as the backup to All-America Lloyd Cushenberry at center in 2019 ... Played in 10 games with no starts ... Also saw action on special teams ... Saw most action of season against Vanderbilt (36 snaps at left guard).



## 62 SIAKI IKA

**Nose Tackle**  
**6-4 • 340 • So. • 1L**  
**Salt Lake City, Utah**  
**East High School**

In position to be LSU's starting nose tackle in LSU's new 4-3 defensive scheme in 2020 ... Played in 13 games in a backup role as a true freshman in 2019 ... Tremendous upper body strength with powerful leg drive that makes him the ideal nose tackle ... Often commands the attention of two offensive linemen ... Low center of gravity makes him difficult to move ... Has 17 career tackles to go with 1.5 tackles for loss.

### FRESHMAN SEASON (2019)

Played in 13 games at nose tackle as a true freshman in 2019 ... Recorded 17 tackles and 1.5 tackles for loss ... Part of LSU's rotation at nose tackle ... Made an immediate impact during his first year with the Tigers ... Enrolled at LSU in January of 2019 and went through spring practice which accelerated his development ... Matched his career high in tackles against Arkansas with three... Credited for three tackles at Ole Miss ... Had a tackle and half-tackle for loss at Alabama ... Provided depth for the Tigers and helped clog the middle with a pair of tackles against Florida ... Credited for a pair of tackles against Utah State ... Finished the game against Northwestern State with two tackles and tackle for loss ... Made his first career appearance in the season opener against Georgia Southern and recorded one tackle.

### SIAKI IKA'S CAREER HIGHS

Tackles: 3, 2x (Last: vs. Arkansas, 2019)  
Tackles for Loss: 1.0 vs. Northwestern State, 2019  
Sacks: 0

### SIAKI IKA'S CAREER STATISTICS

YEAR	G-GS	UT	AT	TT	TFL	Sacks	PD	QBH	INT	FF	FR
2019	13-0	6	11	17	1.5-3	0-0	0	0	0-0	0	0



## 70 ED INGRAM

**Offensive Guard**  
**6-3 • 315 • Jr. • 2L**  
**DeSoto, Texas**  
**DeSoto High School**

LSU's starting left guard in 2020 ... Made an immediate impact during his true freshman season, starting final 12 games in 2017 ... Sat out the 2018 season and re-joined the Tigers on Sept. 20, 2019 ... As talented an offensive lineman as there is in college football ... Dominant in every aspect of the game ... Tremendous technique, power and knowledge of the game ... Has played in 25 games in his career, starting 15 times.

### SOPHOMORE SEASON (2019)

Tremendous talent at left guard that re-joined the team on Sept. 20 after sitting out all of 2018 ... Played in 12 games with three starts ... Inserted into lineup at left guard just seven plays into the Oklahoma contest when Damien Lewis went down with an injury ... Played 68 snaps in win over Sooners ... Saw first action in over a year against Utah State ... Played in 12 games in 2019, starting at left guard in wins over Ole Miss and Arkansas ... Served as the day-to-day backup to Adrian Magee at left guard ... Rotates in for at least two or three series each game ... Part of the LSU line that was named the Joe Moore Award winner as the top unit in the nation ... Helped pave the way for 1,000-yard rusher Clyde Edwards-Helaire and Heisman Trophy Award winner Joe Burrow ... Played 81 snaps against Ole Miss, 47 against Arkansas, 24 vs. Texas A&M and 17 against Georgia in SEC title game ... Saw action on 32 snaps vs. Auburn and 27 in win over Alabama.



## 47 NELSON JENKINS III

**Defensive Tackle**  
**6-4 • 300 • So. • SQD**  
**Plaquemine, La.**  
**Plaquemine High School**

Moves inside to defensive tackle this year in LSU's new 4-3 scheme ... Served as a backup defensive end as well as playing on the scout team in 2019 ... Has played in one game in his two years with the Tigers.

### REDSHIRT FRESHMAN SEASON (2019)

Did not see any game action for the Tigers in 2019.

### NELSON JENKINS' CAREER HIGHS

Tackles: 1 vs. Rice  
Tackles for Loss: 0  
Sacks: 0

### NELSON JENKINS' CAREER STATISTICS

YEAR	G-GS	UT	AT	TT	TFL	Sacks	PD	QBH	INT	FF	FR
2018	1-0	0	1	1	0-0	0-0	0	0	0	0	0
2019	0-0	0	0	0	0-0	0-0	0	0	0	0	0
<b>TOTAL</b>	<b>1-0</b>	<b>0</b>	<b>1</b>	<b>1</b>	<b>0-0</b>	<b>0-0</b>	<b>0</b>	<b>0</b>	<b>0</b>	<b>0</b>	<b>0</b>



## 10 JARAY JENKINS

**Wide Receiver**  
**6-4 • 194 • So. • 1L**  
**Jena, La.**  
**Jena High School**

Developing into a key member of LSU's deep and talented group of wide receivers ... Exceptional route runner with tremendous hands ... Slated to backup Racey McMath at the "Z" position for the Tigers and will be counted on to be part of the rotation at wide receiver in 2020 ... For career, has played in seven games with five receptions for 67 yards.

### REDSHIRT FRESHMAN SEASON (2019)

Played in seven games with no starts ... Caught five passes for 67 yards, all coming against Northwestern State ... Had career-long 35-yard reception in the win over the Demons ... Also saw action on special teams.

### JARAY JENKINS CAREER HIGHS

Receptions: 5 vs. Northwestern State, 2019  
Receiving Yards: 67 vs. Northwestern State, 2019  
Receiving TDs: 0  
Longest Reception: 35 vs. Northwestern State, 2019

### JARAY JENKINS' CAREER RECEIVING STATISTICS

YEAR	G-GS	REC.	YDS.	TD	LONG
2019	7-0	5	67	0	35



## 14 MAX JOHNSON

**Quarterback**  
6-5 • 219 • Fr. • HS  
Watkinsville, Ga.  
Oconee County High School

One of the nation's top prep quarterbacks and the AAAA Offensive Player of the Year for the state of Georgia as a senior in 2019 ... Played at Oconee County High School in Watkinsville, Georgia... Is a four-star pro-style quarterback by Rivals and 247Sports... For prep career, threw for 5,140 yards and 47 TDs ... Added 289 rushing yards and 14 TDs ... As a senior, threw for 2,143 yards, 30 TDs and only five interceptions ... Rushed for seven TDs as a senior in 2019 ... Ranked as the No. 15 pro-style quarterback by 247Sports and as the No. 52 overall prospect in Georgia ... Ranked No. 123 on the ESPN 300 list... As a sophomore, passed for 1,918 yards ... Ranked the 11th-best at his position by Rivals and 30th-best overall prospect in the state of Georgia... Led Oconee County to Georgia 4A state title game as a senior.

### PERSONAL

Son of Super Bowl-winning quarterback Brad Johnson and is the nephew of former Georgia and Miami head coach Mark Richt ... His mom Nikki was also a standout volleyball player at South Florida, setting school records for kills (1,726), digs (1,462) and hitting percentage (.303) ... Dad played quarterback at Florida State and won a Super Bowl at the starting quarterback for the Tampa Bay Buccaneers.



## 13 JONTRE KIRKLIN

**Wide Receiver**  
6-0 • 184 • Sr. • 3L  
Lutcher, La.  
Lutcher High School

Hard-working wide receiver that is the veteran of that position group ... Another of LSU's versatile athletes that has seen action on both sides of the ball during his career with the Tigers ... High school quarterback so he's comfortable with the ball in his hands ... Also has the ability to return punts ... Shifty runner that makes defenders miss ... Can be used in both the passing game and running game on offense ... In position to have his best season with the Tigers ... Played in 38 games during his career at LSU with three receptions for 80 yards ... 12 of his 38 appearances came on the defensive side of the ball.

### JUNIOR SEASON (2019)

Played in 14 games with no starts ... Caught two passes for 75 yards, both coming against Northwestern State ... Hauled in a career-long 65-yard pass in win over the Demons ... Added three special teams tackles, including one against Clemson in the national championship game.

### JONTRE KIRKLIN'S CAREER HIGHS

Receptions: 2 vs. Northwestern State, 2019  
Receiving Yards: 75 vs. Northwestern State, 2019  
Receiving TDs: 0  
Longest Reception: 65 vs. Northwestern State, 2019  
Rush attempts: 1, 2x (Last: 1 vs. Rice, 2018; First: 1 vs. Georgia, 2018)  
Rushing yards: 4 vs. Rice, 2018  
Rushing TDs: None  
Longest Rush: 4 vs. Rice, 2018

### JONTRE KIRKLIN'S CAREER RECEIVING STATISTICS

YEAR	G-GS	REC.	YDS.	TD	LONG
2017	12-0	•• Played defense ••			
2018	12-0	1	5	0	5
2019	14-0	2	75	0	65
<b>TOTAL</b>	<b>38-0</b>	<b>3</b>	<b>80</b>	<b>0</b>	<b>65</b>

### JONTRE KIRKLIN'S CAREER RUSHING STATISTICS

YEAR	Att.	Yards	TD	Long
2017	0	0	0	0
2018	2	6	0	4
2019	0	0	0	0
<b>TOTAL</b>	<b>2</b>	<b>6</b>	<b>0</b>	<b>4</b>

### JONTRE KIRKLIN'S CAREER DEFENSIVE/SPECIAL TEAMS STATISTICS

YEAR	G-GS	UT	AT	TT	TFL	SACKS	PD	QBH	INT	FF	FR
2017	12-0	0	2	2	0-0	0-0	0	0	0	0	0
2018	12-0	0	0	0	0-0	0-0	0	0	0	0	0
2019	14-0	2	1	3	0-0	0-0	0	0	0	0	0
<b>TOTAL</b>	<b>38-0</b>	<b>2</b>	<b>3</b>	<b>5</b>	<b>0-0</b>	<b>0-0</b>	<b>0</b>	<b>0</b>	<b>0</b>	<b>0</b>	<b>0</b>



## 6 DEVONTA LEE

**Linebacker**  
6-2 • 224 • So. • 1L  
Fluker, La.  
Amite High School

Moves over to the defensive side of the ball in 2020 after playing wide receiver as a true freshman in 2019 ... Two-way standout in high school that is accustomed to playing on either offense or defense ... Played in 13 games in 2019, seeing action on special teams and wide receiver.

### TRUE FRESHMAN SEASON (2019)

Played in 13 games with no starts ... Saw action at wide receiver and special teams during LSU's national championship season ... Caught two passes for 27 yards ... Caught one pass against Georgia Southern in the season-opener and then added a 28-yard catch against Northwestern State.

### DEVONTA LEE'S CAREER RECEIVING STATISTICS

YEAR	G-GS	REC.	YDS.	TD	LONG
2019	13-0	2	27	0	28



## 31 CAM LEWIS

**Safety**  
6-1 • 195 • Sr. • 1L  
Monroe, La..  
Wossman High School

Highly-touted prospect that enters fourth year with Tigers in 2020 ... Coming off his most productive season of LSU career in 2019, playing in all 15 games with 20 tackles ... Reliable player that has seen meaningful snaps at safety during his career ... Continues to push for playing time in the secondary ... Also contributes on special teams ... For career, has played in 20 games with 25 tackles.

### JUNIOR SEASON (2019)

Played in all 15 games with no starts ... Saw action at safety and on special teams ... Capped year with career-high 20 tackles ... Recorded career-best five tackles in win over Northwestern State ... Had three tackles in LSU's national semifinal win over Oklahoma.

### CAMERON LEWIS' CAREER HIGHS

Tackles: 5 vs. Northwestern State, 2019  
Tackles for Loss: 0.5 vs. Northwestern State, 2019  
Sacks: 0  
Interceptions: 0

### CAMERON LEWIS' CAREER STATISTICS

YEAR	G-GS	UT	AT	TT	TFL	Sacks	PD	INT	FF	FR	QBH
2017	2-0	0	1	1	0.0-0	0.0-0	0	0	0	0	0
2018	3-0	1	3	4	0.0-0	0.0-0	0	0	0	0	0
2019	15-0	8	12	20	0.5-0	0.5-3	2	0	0	0	0
<b>Total</b>	<b>20-0</b>	<b>9</b>	<b>16</b>	<b>25</b>	<b>0.5-0</b>	<b>0.5-3</b>	<b>0</b>	<b>0</b>	<b>0</b>	<b>0</b>	<b>0</b>



## 59 DESMOND LITTLE

**Outside Linebacker**  
6-5 • 195 • Fr. • RS  
Prichard, Ala.  
Vigor High School

Enters second year with the Tigers after redshirting as a true freshman in 2019 ... Moves from linebacker to defensive end in LSU's 4-3 scheme in 2020 ... Long and athletic defensive end that will make an impact during his time at LSU ... Continues to show improvement with each practice.

### TRUE FRESHMAN SEASON (2019)

Redshirted as a true freshman in 2019.



## 97 GLEN LOGAN

**Defensive Tackle**  
**6-3 • 339 • Sr. • 3L**  
**Kenner, La.**  
**Destrehan High School**

In line to become LSU's next dominant defensive lineman ... The veteran among LSU's defensive front with 37 career appearances and 23 starts ... Has shown improvement in each season with the Tigers and is in position to have his best year yet ... Good at pressuring the quarterback and difficult to run on ... Plays with a great deal of confidence ... 83 career tackles with 8.0 tackles for loss and 6.0 sacks.

### JUNIOR SEASON (2019)

Key contributor on defensive front for Tigers ... Played in 12 games with 11 starts ... 20 tackles, 2.5 tackles for loss and 1.5 sacks ... Had two tackles, including one for a loss and a half-sack in LSU's win over Clemson in the national championship game ... Missed games against Northwestern State and Vanderbilt with an injury ... Started games against Georgia Southern, Texas, Mississippi State, Auburn, Ole Miss, Arkansas, Texas A&M, Georgia in the SEC Championship and Clemson in the national championship ... Had one tackle against Oklahoma as he was part of a defensive front that sacked Jalen Hurts twice and limited the Sooners to a season-low 97 rushing yards ... Recorded a pair of tackles in the regular season finale against Texas A&M ... Totaled three tackles at Ole Miss ... Credited with three tackles, a pass breakup and hurry against No. 9 Auburn ... Returned to the field against No. 7 Florida and totaled a pair of tackles and PBU ... Had three tackles and sack at Texas ... Finished with three tackles in the season opener against Georgia Southern.

### GLEN LOGAN'S CAREER HIGHS

Tackles: 7 vs. Florida, 2018  
Tackles for Loss: 1, 2x (Last: at Texas, 2019)  
Sacks: 1, 5x (Last: at Texas, 2019)  
Quarterback Hurries: 2, 2x (Last: vs. Texas A&M, 2018)

### GLEN LOGAN'S CAREER STATISTICS

YEAR	G-GS	UT	AT	TT	TFL	SACKS	PD	QBH	INT	FF	FR
2017	12-2	0	17	17	1.0-2	0.5-2	0	1	0	0	0-0
2018	13-10	10	36	46	4.5-30	4.0-29	1	5	0	0	0-0
2019	12-11	5	15	20	2.5-3	1-1	2	2	0	0	0-0
<b>Total</b>	<b>37-23</b>	<b>15</b>	<b>68</b>	<b>83</b>	<b>8.0-35</b>	<b>6.0-32</b>	<b>3</b>	<b>8</b>	<b>0</b>	<b>0</b>	<b>0-0</b>



## 6 TERRACE MARSHALL JR.

**Wide Receiver**  
**6-3 • 200 • Jr. • 2L**  
**Bossier City, La.**  
**Parkway High School**

Big-framed receiver that will take over the top wide receiver spot for the Tigers ... Despite missing three games in 2019, caught 13 touchdowns and totaled 671 yards on 46 receptions ... Runs extremely well for his size and possesses outstanding ball skills ... Another Tiger receiver that makes the difficult catch look routine ... Part of a receiving trio all with at least 10 TDs, a first in LSU history

### SOPHOMORE SEASON (2019)

Third member of LSU's record-setting receiving group ... Started all 12 games in which he was available ... Missed games against Utah State, Florida and Mississippi State with a foot injury ... Led the nation in TD receptions with six at the time of his injury ... Ended the season with 46 receptions for 671 yards and 13 TDs ... Sealed LSU's CFP National Championship with a 24-yard TD pass from Joe Burrow with 12:08 remaining in the game ... Finished with three receptions for 46 yards and a TD against Clemson ... Tied career-high with six receptions for 80 yards and two TDs in win over Oklahoma in CFP National Semifinal ... Has caught four TD passes in LSU's last two games ... Caught pair of TD passes (7, 41 yards) in SEC title game ... Scored at least one TD in seven of his 11 appearances ... Tied career-best with six receptions for career-best 123 yards in win over Texas ... Scored three TDs in season-opener against Georgia Southern ... Has at least one catch in all 11 games that he's appeared in this year ... Against Texas was part of receiving trio, along with Justin Jefferson and Ja'Marr Chase, to finish with 100 or more receiving yards in a game ... In season-opener became first LSU receiver since Travin Dural against Sam Houston State in 2014 to have three touchdowns in a game.

### TERRACE MARSHALL'S CAREER HIGHS

Receptions: 6, 3x (Last: vs. Oklahoma, 2019)  
Receiving Yards: 123 at Texas, 2019  
Receiving TDs: 3 vs. Georgia Southern, 2019  
Longest Reception: 52 vs. Ole Miss, 2018

### TERRACE MARSHALL'S CAREER RECEIVING STATISTICS

YEAR	G-GS	REC.	YDS.	TD	LONG
2018	13-1	12	192	0	52
2019	12-12	46	671	13	41
<b>TOTAL</b>	<b>25-13</b>	<b>58</b>	<b>863</b>	<b>13</b>	<b>52</b>



## 2 DWIGHT MCGLOTHERN

**Cornerback**  
**6-2 • 182 • Fr. • HS**  
**Houston, Texas**  
**Klein Oak High School**

Ranked by the 247Sports Composite as the No. 19 cornerback prospect in the 2020 class and a Top 300 overall prospect ... As a senior at Klein Oak, McGlothern recorded four interceptions on the defensive side of the ball ... Caught 66 passes for 1,307 yards and 18 touchdowns, averaging 19.8 yards per reception ... Totaled 15 interceptions across his high school career and finished with 2,593 receiving yards and 34 touchdowns ... Competed in the 2020 All-American Bowl in San Antonio, where he recorded two interceptions.



## 17 RACEY MCMATH

**Wide Receiver**  
**6-3 • 204 • Sr. • 3L**  
**New Orleans, La.**  
**Edna Karr High School**

Goes into senior season as a starter at wide receiver for the Tigers ... Waited patiently for his opportunity and has used his time at LSU to develop into a dependable and capable player on the verge of a breakout season in 2020 ... Good size with breakaway speed ... Coming off his best season at LSU a year ago with 17 catches for 285 yards and three TDs ... For career, has played in 28 games with 19 catches for 327 yards and three scores ... Has also been a key contributor on special teams during his three years with the Tigers.

### JUNIOR SEASON (2019)

Developed into a key contributor among LSU's fleet of wide receivers ... Played in 14 games with no starts ... Hauled in 17 passes for 285 yards and three touchdowns ... Caught at least one pass in five of LSU's final six games ... Caught 17-yard pass against Oklahoma ... Caught two passes for 67 yards, including a 58-yard TD reception from Myles Brennan against Texas A&M ... Outran defenders on a 60-yard TD reception from Joe Burrow against Mississippi State ... Finished with three receptions for 78 yards against Mississippi State ... Caught career-high five passes for 48 yards, including a 6-yard TD reception from Burrow against Vanderbilt ... Averaged nearly 17 yards a catch ... Had a tackle on special teams against Clemson.

### RACEY MCMATH CAREER HIGHS

Receptions: 5 at Vanderbilt, 2019  
Receiving Yards: 76 at Mississippi State, 2019  
Receiving TDs: 1, 3x (Last: vs. Texas A&M, 2019)  
Longest Reception: 60 at Mississippi State, 2019

### RACEY MCMATH'S CAREER RECEIVING STATISTICS

YEAR	G-GS	Rec.	Yards	TD	Long
2017	2-0	0	0	0	0
2018	12-0	2	42	0	23
2019	14-0	17	285	3	60 (TD)
<b>TOTAL</b>	<b>28-0</b>	<b>19</b>	<b>327</b>	<b>3</b>	<b>60 (TD)</b>



## 42 AARON MOFFITT

**Tight End**  
**6-2 • 237 • Jr. • 1L**  
**Baton Rouge, La.**  
**Catholic High School**

Junior tight end that has battled through injuries during his two years with the Tigers ... Moved from defensive line to tight end during his freshman season ... Will provide backup at the tight end spot for the Tigers in 2020 ... Played in 15 games in his career, all coming in 2020.

### JUNIOR SEASON (2019)

Played in all 15 games on special teams ... Saw limited action on offense at tight end ... Earned his first varsity letter ... Recorded two tackles on special teams — 1 vs. Utah State and 1 vs. Mississippi State.



## 5 KOY MOORE

**Wide Receiver**  
**6-0 • 174 • Fr. • HS**  
**Kenner La.**  
**Archbishop Rummel High School**

Played at Archbishop Rummel High School in Metairie, Louisiana... Rated a four-star wide receiver by Rivals and garnered three starts from 247Sports ... Ranked the No. 4 prospect in the state of Louisiana by Rivals and No. 20 by 247Sports... Ranked No. 1 in the state by MaxPreps... Finished his career with 1,254 receiving yards, averaging 13.5 yards per play... Totaled 93 catches, averaging 46.4 yards per game... Tallied eight total touchdowns, including six receiving... Had a career-best of 594 yards as a senior... Played for head coach Nick Monica... Named MVP of The Opening regional camp in March 2019... Won the 2019 Division I Allstate Sugar Bowl/LHSAA Non-Select Prep State Championship and led the squad to a semifinal in 2018.



## 49 TRAVEZ MOORE

**Defensive End**  
**6-4 • 242 • Sr. • 1L**  
**Bastrop La.**  
**Bastrop High School**

### 2020 LSU Graduate (Interdisciplinary Studies)

Pass rushing specialist at defensive end that will be in line for a starting position in 2020 ... Quick first step with powerful upper body strength ... Has proven to be difficult for tackles to block with an explosive burst off the ball ... Graduated in August of 2020 with a degree in interdisciplinary studies ... For career, has appeared in five games with four tackles ... Redshirted in 2018 after transferring to LSU from Copiah Lincoln Community College.

### REDSHIRT SENIOR SEASON (2019)

Appeared in two games with no starts ... Saw action against Northwestern State and Vanderbilt ... Finished season with three tackles and a half-tackle for a 3-yard loss ... All three tackles, including the tackle for loss, came against Northwestern State.

### TRAVEZ MOORE'S CAREER HIGHS

Tackles: 3 vs. Northwestern State, 2019  
Tackles for Loss: 0.5 vs. Northwestern State, 2019  
Sacks: 0

### TRAVEZ MOORE'S CAREER STATISTICS

YEAR	G-GS	UT	AT	TT	TFL	SACKS	PD	QBH	INT	FF	FR
2018	3-0	0	1	1	0-0	0-0	0	0	0	0	0-0
2019	2-0	2	1	3	0.5-3	0.5-3	0	0	0	0	0-0
<b>Total</b>	<b>5-0</b>	<b>2</b>	<b>2</b>	<b>4</b>	<b>0.5-3</b>	<b>0.5-3</b>	<b>0</b>	<b>0</b>	<b>0</b>	<b>0</b>	<b>0-0</b>



## 8 BJ OJULARI

**Outside Linebacker**  
**6-2 • 230 • Fr. • HS**  
**Marietta Ga.**  
**Marietta High School**

Played at Marietta High School in Marietta, Georgia where he was teammates with Arik Gilbert ... Ranked as the nation's No. 9 weak side defensive end by 247Sports and No. 10 by Rivals ... Rated a four-star outside linebacker by 247Sports, ESPN and Rivals... Rivals also ranked him as the 14th-best prospect in Georgia... Tallied 326 tackles in his career with 280 solo tackles... Also recorded 31 sacks in his four-year stint on varsity... Caused four fumbles and collected five fumble recoveries... Averaged 7.6 tackles per game, playing in 43 games... Is the younger brother of Georgia linebacker Azeez Ojulari ... Enrolled at LSU in January 2020.



## 33 TREY PALMER

**Wide Receiver**  
**6-0 • 180 • So. • 1L**  
**Kentwood, La.**  
**Kentwood High School**

Dynamic receiver who also doubles as a punt returner for the Tigers ... Capable of making a big play anytime he's on the field ... Exceptional quickness with great hands ... Has the ability to stop on a dime and reverse field ... Will be a key component in LSU's wide receiver rotation in 2020 ... Played in nine games as a true freshman in 2019 ... Caught one pass for six yards and returned a punt for a 54-yard touchdown against Northwestern State.

### FRESHMAN SEASON (2019)

Played in nine games with no starts as a true freshman ... Caught one pass for six yards, return three punts for 65 yards and one TD and had an 11-yard kickoff return ... Reception came in season-opener against Georgia Southern ... Returned a punt for a 54-yard touchdown against Northwestern State ... Also had a 10-yard punt return vs. Utah State.

### TREY PALMER'S CAREER HIGHS

Tackles: 6 vs. Florida, 2019  
Tackles for Loss: 0  
Sacks: 0  
Interceptions: 1, 3x (Last: vs. Auburn, 2019)  
Pass Breakups: 3, 2x (Last: vs. Arkansas, 2019)  
Punt Returns: 4 vs. Georgia Southern, 2019  
Punt Return Yards: 54 vs. Northwestern State, 2019  
Long Punt Return: 32 vs. Georgia Southern, 2019

### TREY PALMER'S CAREER PUNT RETURN STATISTICS

YEAR	No.	Yards	TD	Long
2019	3	65	1	54 (TD)



## 78 THOMAS PERRY

**Offensive Line**  
**6-6 • 329 • Fr. • RS**  
**Lafayette, La.**  
**Teurlings Catholic High School**

Redshirted as a true freshman in 2019 ... Spent most of the year recovering from a preseason injury ... Back at full strength for 2020 ... Will provide depth at left guard ... Third generation LSU Tiger, following in the footsteps of his dad Adam and grandfather Dan Hargett ... His dad played on the offensive line for the Tigers from 1993-97, serving as team captain in 1997 ... His grandfather played on the defensive line for the Tigers from 1959-61 ... His mom, Heidi, threw the discus for the LSU track and field team from 1991-94.

### TRUE FRESHMAN SEASON (2019)

Redshirted as a true freshman in 2019.



## 1 ELI RICKS

**Cornerback**  
**6-2 • 196 • Fr. • HS**  
**Rancho Cucamonga, Ca.**  
**IMG Academy**

Played at IMG Academy in Bradenton, Florida after transferring from Mater Dei High School in Santa Ana, Calif. ... Ranked as the No. 1 overall prospect in the state of Florida by 247Sports, MaxPreps and Rivals ... Listed as a five-star cornerback by 247Sports and by Rivals ... Rated a four-star cornerback and ranked 29th by ESPN 300... Played in 10 games as a senior, tallying 14 solo tackles and three interceptions... Ranked the No. 1 cornerback out of Florida by 247Sports, MaxPreps and Rivals... Won back-to-back national championships at Mater Dei High School in Santa Ana, Calif... Ranked the No. 7 player by Chosen 25... All-USA First Team Defensive Player in 2018 ... Will enroll at LSU in January of 2020.



## 51 DARE ROSENTHAL

**Offensive Tackle**  
6-7 • 327 • So. • 1L  
Clayton, La.  
Ferriday High School

LSU's starting left tackle for 2020 ... Has all of the tools necessary to become a dominant SEC offensive lineman ... Tremendous size and strength ... Trained behind NFL Draft pick Saahdiq Charles for the past two years at left tackle ... Originally signed as a defensive lineman but shifted to the offensive side of the ball as a rookie ... Has appeared in five games with three starts during his LSU career.

### REDSHIRT FRESHMAN SEASON (2019)


Appeared in five games with three starts as a redshirt freshman in 2019 ... Started at left guard in place of Saahdiq Charles in wins over Northwestern State, Utah State and Mississippi State ... Played a total of 229 snaps with career-high 92 snaps coming against Utah State ... Played 57 snaps in victory over Mississippi State.



## 99 JAQUELIN ROY

**Defensive Line**  
6-4 • 302 • Fr. • HS  
Baton Rouge, La.  
University Lab High School

Played at University High in Baton Rouge, Louisiana ... Rated a four-star defensive tackle by 247Sports and Rivals... Ranked 71st on the ESPN 300 list... Will play in the Pro Football Hall of Fame World Bowl on December 21 and in the 2020 Under Armour All-American game... Ranked as the top recruit in the state of Louisiana by 247Sports... Helped his prep squad to back-to-back Louisiana Division II State Championships as a junior and sophomore leading the Cubs to consecutive undefeated seasons in 2017 and 2018.



## 51 LIAM SHANAHAN

**Center**  
6-5 • 304 • Sr. • TR  
Marlborough, Mass.  
Harvard/Marlborough High School

Graduate transfer from Harvard University where he was a three-year starter on the offensive line for the Crimson ... Graduated from Harvard with a degree in Economics and a minor in Celtic Language and Literature in the spring of 2020 and joined the Tigers this summer ... Made an immediate impact at LSU and is slated to start at center for the Tigers ... Will make all the calls and checks at the line of scrimmage from his center position ... Gifted athlete with the ability to play any position on the line of scrimmage ... Pursuing a Master's of Business Administration at LSU ... Off the field, worked on the grounds crew at Fenway Park during the summer while in high school and college ... Also served as an intramural referee while at Harvard ... Becomes second player to join the Tigers after playing at Harvard, joining former quarterback Andrew Hatch who played at LSU in 2008 ... LSU's 2020 nominee for the National Football Foundation Scholar-Athlete Award.

### PRIOR TO LSU (AT HARVARD UNIVERSITY)

Three-year starter on the offensive line for Harvard ... Started at both right guard and right tackle during his career at Harvard ... Started 30 consecutive games for the Crimson ... Earned All-Ivy League first team as a junior in 2019 and was a second team All-Ivy League selection as a sophomore in 2018 ... Redshirted as a true freshman in 2016 and then started all 10 games as a sophomore the following year ... Earned Academic All-Ivy League distinction in 2019 ... Named the recipient of the Joseph E. Wolf Award in 2019 as Harvard's top interior lineman.



## 48 QUENTIN SKINNER

**Snapper**  
6-0 • 243 • Fr. • RS  
Buford, Ga.  
Buford High School

LSU's starting long snapper in 2020 ... Is the third straight Buford (Ga.) High School graduate to serve as LSU's long snapper, joining Reid Ferguson and Blake Ferguson who held the position in consecutive years since 2012 ... Appeared in one game in 2019 that coming in win over Northwestern State ... Spent year training alongside Blake Ferguson, who was a sixth round NFL Draft pick of the Miami Dolphins in 2020.

### TRUE FRESHMAN SEASON (2019)

Redshirted as a true freshman in 2019 ... Appeared in one game (Northwestern State).



## 3 JACOBY STEVENS

**Safety**  
6-2 • 230 • Sr. • 3L  
Murfreesboro, Tenn.  
Oakland High School

- 2019 Second Team All-SEC (Coaches)
- 2019 SEC Defensive Player of the Week (at Mississippi State, vs. Auburn, vs. Arkansas)

The undisputed leader of the Tigers ... Leader on the field, in the locker room and in the community ... One of the top safeties in college football in 2019 ... Chose to remain at LSU for the 2020 season in order to get his degree and compete for another national title ... On pace to graduate in December of 2020 ... Playmaker at any spot on the field ... Can cover and defend the run ... Can play either high in zone coverage or down in the box ... Fierce hitter and an outstanding tackler ... Makes the calls and adjustments on defense ... Found a home on the defensive side of the ball after seeing action as a wide receiver during his true freshman season in 2017 ... Student of the game and has used his knowledge for making pre-snap adjustments ... Possesses outstanding quickness and is extremely tough and durable ... Has proven to be an asset for the Tigers in zone coverage or in blitz situations ... Called by head coach Ed Orgeron as one of the strongest players on the team pound for pound ... Off the field, helped organize and lead a voting initiative among the football team that saw the entire squad register to vote ... Has also been active with social justice initiatives ... Participated in a drive that helped gather supplies, water and other items for the victims of Hurricane Laura in Lake Charles in the September of 2020 ... Speaks regularly to schools in the Baton Rouge area ... LSU's nominee for the 2020 Good Works Team and the 2020 Wuerffel Award ... For career, has played in 32 games with 20 starts ... LSU is 18-1 in games when Stevens in the defensive starting lineup ... His other start came as a wide receiver in 2017 ... Has recorded 127 tackles, 15.5 tackles for loss, 5.0 sacks and an interception.

### JUNIOR SEASON (2019)

Starter in all 15 games for the Tigers in 2019 ... Overall, was LSU's most productive defender ... Finished second on the team in tackles (92) and sacks (5.0) ... Added 9.0 tackles for loss, three interceptions and six pass breakups ... Second team All-SEC selection from the SEC Coaches ... Three-time SEC Defensive Player of the Week, picking up the honor for his performance in wins over Mississippi State, Auburn and Arkansas ... Capped season with seven tackles and a tackle for a 2-yard loss in win over Clemson in national championship game ... Set career-best with 4.0 tackles for loss, three of which were sacks, against Arkansas ... Had three tackles and broke up a pass in win over Oklahoma ... Led Tigers with seven tackles in SEC Championship Game vs. Georgia ... Had season-high 10 tackles vs. Auburn and followed that with nine stops against Ole Miss ... Interceptions came against Mississippi State (leaping, one-handed grab that made SportsCenter Top 10 list), Vanderbilt and Texas A&M ... Had seven tackles and a pass breakup against Florida ... Had sack and eight tackles in road win over Texas ... Opened year with seven tackles against Georgia Southern.

### JACOBY STEVENS' CAREER HIGHS

Tackles: 14 vs. Texas A&M, 2018  
Tackles for Loss: 4.0 vs. Arkansas, 2019  
Sacks: 3.0 vs. Arkansas, 2019  
Interceptions: 1, 4x (Last: vs. Texas A&M, 2019)  
Pass Breakups: 2, 2x (Last: vs. Florida, 2019)  
Fumble Returns: 64 vs. Southeastern Louisiana, 2018

### JACOBY STEVENS' CAREER STATISTICS

YEAR	G-GS	UT	AT	TT	TFL	SACKS	PD	QBH	INT	FF	FR
2017	6-1	0	0	0	0-0	0-0	0	0	0-0	0	0-0
2018	11-4	19	16	35	6.5-28	1.5-12	6	4	1-1	0	1-64
2019	15-15	53	39	92	9.0-44	5.0-28	9	2	3-9	0	0-0
<b>Total</b>	<b>32-20</b>	<b>72</b>	<b>53</b>	<b>127</b>	<b>15.5-72</b>	<b>6.5-40</b>	<b>15</b>	<b>6</b>	<b>4-10</b>	<b>0</b>	<b>1-64</b>





## 24 DEREK STINGLEY JR.

**Cornerback**  
6-1 • 195 • So. • 1L  
Baton Rouge, La.  
Dunham School

- 2019 Consensus All-American
- 2019 First-Team All-American (AFCA, AP, Athletic, CBS, ESPN, SI Sporting News, USA Today)
- 2019 Second Team All-American (Walter Camp, FWAA)
- 2019 SEC Newcomer of the Year (AP, unanimous)
- 2019 First Team All-SEC (AP)
- 2019 Second Team All-SEC (Coaches)
- 2019 SEC All-Freshman Team
- 2019 SEC Freshman of the Week (vs. Florida)

One of the stars in college football and a player that will get Heisman Trophy consideration despite playing on the defensive side of the ball ... Became the most decorated freshman in LSU football history a year ago, earning consensus All-America honors ... Just a sophomore, is one of the top players in college football ... Made the transition from high school to the elite level of college football with ease ... Started all 15 games as cornerback during LSU's national championship season in 2019 ... Earned consensus All-America honors as well as being a first team All-SEC pick ... Led the SEC and ranked No. 5 in the nation in interceptions (6) and No. 2 nationally in passes defended (21) ... True shutdown corner that is very difficult to complete a pass on ... Draws the assignment of covering the opponents top wide receiver ... Is unique and exceptional in every aspect of his game ... Called a "rare breed" by Heisman Trophy quarterback Joe Burrow, the No. 1 overall draft pick in the 2020 NFL Draft ... Burrow competed against Stingley everyday in practice in 2019 ... Became the first true freshman in LSU history to start every game as a rookie.

### FRESHMAN SEASON (2019)

Arguably the most impactful true freshmen in LSU history and the most decorated rookie in the history of the program ... Started all 15 games at cornerback, earning consensus All-America honors in 2019 ... Led the SEC and ranked No. 5 nationally in interceptions with six ... Led the league and ranked No. 2 in the nation in passes defended with 21 ... Registered 38 tackles and a tackle for loss in 15 games ... Unanimous SEC Newcomer of the Year by AP ... First team All-SEC from the AP ... Also serves as LSU's punt returner ... A shutdown corner that thrives in man-to-man coverage ... Key part of LSU defense that limited opponents to only one passing touchdown over the last four games of the season ... In post-season wins over Georgia in SEC Championship Game, Oklahoma in national semifinals and Clemson in national championship, the Tigers allowed only one passing touchdown ... Capped rookie season with two tackles and a fumble recovery in win over Clemson in the national championship game ... Impact against Clemson was felt more than in just stat sheet as he was part of an LSU secondary that held Clemson quarterback Trevor Lawrence without a passing TD for the only time in 2019 and just the second time of his career ... LSU also held Lawrence below 50 percent completion percentage (he was 18-of-37 for 48.6 percent) for the first time in his collegiate career, a span of 30 games ... Had a pair of tackles in win over Oklahoma in national semifinals ... Tied SEC Championship Game record with two interceptions in win over Georgia ... Added five tackles and a pass breakup against Georgia ... Targeted five times against Texas A&M and allowed two receptions for three yards ... Targeted eight times against Arkansas and allowed just two receptions and credited with three pass breakups ... Did not allow a reception on two targets at Ole Miss ... Gave up just two receptions on 10 targets against No. 9 Auburn ... Was not targeted one time at Mississippi State ... Against No. 7 Florida, finished with six tackles and intercepted Florida quarterback Kyle Trask in the fourth quarter in the end zone to halt a Gators drive ... Named the SEC Freshman of the Week after his performance against the Gators ... Intercepted his second pass against Utah State and totaled two tackles and a pass breakup against Utah State ... Had his first career interception and finished with a career high three pass breakups at Vanderbilt ... Totaled a pair of pass breakups against Northwestern State and returned three punts for 54 yards, including a long of 26 ... Locked down his side of the field against Texas with a pair of pass breakups ... Became the first true freshman in the last 34 seasons to start on the LSU defense ... Returned four punts for 52 yards, including a long of 32 on his first return in the season opener against Georgia Southern ... Enrolled at LSU in January of 2019 and participated in spring drills ... Emerged from spring as LSU's starting cornerback ... In his first scrimmage in Tiger Stadium during the spring of 2019, intercepted a pass on his first play as a college player in Death Valley.

### DEREK STINGLEY JR.'S CAREER HIGHS

Tackles: 6 vs. Florida, 2019  
Tackles for Loss: 1.0 vs. Texas A&M, 2019  
Sacks: 0  
Interceptions: 2 vs. Georgia, 2019 SEC Championship Game  
Fumble Recoveries: 1 vs. Clemson, 2020 National Championship Game  
Pass Breakups: 3, 3x (Last: vs. Georgia, 2019 SEC Championship Game)  
Punt Returns: 4 vs. Georgia Southern, 2019  
Punt Return Yards: 54 vs. Northwestern State, 2019  
Long Punt Return: 32 vs. Georgia Southern, 2019

### DEREK STINGLEY JR.'S CAREER DEFENSIVE STATISTICS

YEAR	G-GS	UT	AT	TT	TFL	SACKS	PD	QBH	INT	FF	FR
2019	15-15	31	7	38	1.0-3	0-0	21	0	6-17	0	1-0

### DEREK STINGLEY JR.'S CAREER PUNT RETURN STATISTICS

YEAR	NO.	YARDS	TD	LONG
2019	17	163	0	32



## 96 ERIC TAYLOR

**Defensive Line**  
6-4 • 313 • Fr. • HS  
Russville, Ala.  
Hewitt-Trussville High School

Played at Hewitt-Trussville High School in Trussville, Alabama ... Rated a four-star defensive tackle by 247Sports and Rivals ... Played in the 2019 Alabama-Mississippi All-State game on Dec. 14 ... Finished his career with 77 total tackles, including 58 solo tackles ... Averaged 3.1 tackles per game and had a total of 3.5 sacks with one interception and one caused fumble.



## 87 KOLE TAYLOR

**Tight End**  
6-7 • 243 • Fr. • HS  
Grand Junction, Co.  
Central High School

Played at Grand Junction Central High School in Grand Junction, Colorado ... Ranked as the nation's No. 10 tight end by 247Sports ... No. 5 overall prospect from the state of Colorado ... Rated a four-star prospect by Rivals ... Hauled in 25 catches for 331 yards and five touchdowns during the 2019 season as a senior ... Caught 15 touchdowns over the last three seasons ... As a junior, racked up 510 yards receiving on 29 receptions, eight of which were touchdowns ... Caught 18 passes for 243 yards and a pair of TDs as a sophomore ... Totaled 1,084 yards receiving during his high school career ... Coached by Brandon Milholland ... Will enroll at LSU in January of 2020.



## 58 KARDELL THOMAS

**Offensive Line**  
6-3 • 236 • Fr. • RS  
Baton Rouge, La.  
Southern Lab High School

Highly-touted high school offensive lineman that continues to develop at the collegiate level ... Had progress slowed as a true freshman with a preseason injury that sideline him for most of 2019 ... Backup at right guard heading into the 2020 season ... Baton Rouge area product and high school teammates with LSU running back Tyrion Price-Davis.

### TRUE FRESHMAN SEASON (2019)

Redshirted as a true freshman in 2019.



## 43 RAY THORNTON

**Linebacker**  
6-3 • 225 • Sr. • 3L  
Killeen, Texas  
Shoemaker High School

Moves to middle linebacker in Bo Pelini's new 4-3 defense in 2020 ... Has seen action at outside linebacker and edge rusher during his career ... A veteran, will be counted on for leadership ... Best football is in front of him as he's made steady improvement each season ... In the past has made big plays in big games ... Tremendous quickness ... Good against defending the run or pressuring the quarterback ... Has played in 32 games with four starts during his career ... 31 career tackles along with 3.5 tackles for loss and a sack.

### JUNIOR SEASON (2019)

Played in 14 games with no starts ... Registered nine tackles, one quarterback hurry and recovered a fumble ... Fumble recovery came in first quarter against Alabama that halted a Crimson Tide possession inside the LSU 10-yard line ... His fumble recovery led to a 92-yard LSU drive as the Tigers took a 7-0 lead and rode that momentum to the victory ... Credited with a quarterback hurry on Alabama's next possession on 3rd-and-6 that forced a Crimson Tide punt ... Had season-best four tackles in win over Arkansas.

### RAY THORNTON'S CAREER HIGHS

Tackles: 5, 2x (Last: vs. Ole Miss, 2018; First: vs. Southeastern Louisiana, 2018)  
Tackles for Loss: 1.5 vs. Southeastern Louisiana, 2018  
Sacks: 1.0 vs. Southeastern Louisiana, 2018  
Fumble Recoveries: 1 vs. Alabama, 2019

### RAY THORNTON'S CAREER STATISTICS

YEAR	G-GS	UT	AT	TT	TFL	SACKS	PD	QBH	INT	FF	FR
2017	6-2	2	8	10	1.0-3	0.0-0	1	1	0	0	0-0
2018	12-2	7	14	21	2.5-15	1.0-7	0	1	0	0	0-0
2019	14-0	3	6	9	0-0	0-0	0	1	0	0	1-0
<b>Total</b>	<b>32-4</b>	<b>12</b>	<b>28</b>	<b>40</b>	<b>3.5-18</b>	<b>1.0-7</b>	<b>1</b>	<b>3</b>	<b>0</b>	<b>0</b>	<b>1-0</b>



## 21 JORDAN TOLES

**Safety**  
**6-0 • 199 • Fr. • HS**  
**Baltimore, Md.**  
**St. Frances Academy**

Played at St. Frances Academy in Baltimore, Maryland ... Four-star safety by 247Sports, Rivals and ESPN ... Listed as the No. 4 overall player in Maryland by Rivals ... Ranked as the nation's No. 11 safety by 247Sports ... Ranked No. 169 on ESPN 300 list ... Participated in the Under Armour All-American game ... As a sophomore, tallied 19 total sacks, all recorded as solo tackles, picking up 3.8 per game ... Recorded one interception and caused one fumble ... Enrolled at LSU in January of 2020.




## 69 CHARLES TURNER

**Center**  
**6-5 • 287 • Fr. • RS**  
**Canton, Ohio**  
**IMG Academy**

Versatile offensive lineman that serves as the backup center for the Tigers ... Has the ability to play any position on the offensive line ... Continues to develop and in time will be a key contributor on the offensive line for the Tigers ... Got a jump on his collegiate career by joining the Tigers in January of 2019 ... Took part in spring drills that year which accelerated his development and transition to the college game ... Saw action in three games as a true freshman in 2019.

### TRUE FRESHMAN SEASON (2019)

Redshirted as a true freshman in 2019 ... Saw action in three games as a true freshman – Georgia Southern, Northwestern State and Vanderbilt ... Played a total of 36 snaps – 16 vs. Georgia Southern, 11 vs. Northwestern State and 9 vs. Vanderbilt.



## 38 ZACH VON ROSENBERG

**Punter**  
**6-5 • 245 • Sr. • 3L**  
**Zachary, La.**  
**Zachary High School**

- 2019 LSU Graduate (B.A. interdisciplinary Studies)
- 2019 SEC Academic Honor Roll
- 2018 Second Team All-SEC (AP)
- 2018 SEC Academic Honor Roll
- 2018 Ray Guy Award Ray's 8 (vs. Mississippi State)
- 2017 SEC Academic Honor Roll
- 2017 Freshman All-SEC
- 2017 SEC Special Teams Player of the Week (vs. Tennessee)

One of the top punters in college football ... Enters fourth season as LSU's primary punter ... Also serves as LSU's holder for placekicks ... Left-footed punter with tremendous leg strength and hang time ... Career average of 44.0 yards on 134 punts in 38 games ... Goes into 2020 season ranked fourth in LSU history in career punting average (44.0) ... Ranks No. 9 in school history in career punting yards (5,891) and his 134 punts ranks just outside of the LSU Top 10 list ... Originally committed to play baseball at LSU before being selected in the sixth round of the 2009 MLB Draft by the Pittsburgh Pirates ... Twice named Mr. Baseball in Louisiana (2008 and 2009) as a junior and senior at Zachary High School ... Spent six years in the Minor Leagues as a pitcher, compiling a 15-25 record in all levels of minor league baseball ... Retired from baseball following the 2014 season ... Walked on to the LSU team in 2016 as a tight end, eventually becoming an All-SEC punter for the Tigers ... The oldest player on the team and one of the oldest in the college football at 29 years of age ... Will become one of just a handful of 30 year-olds playing college football when he turns 30 in September ... Excels in the classroom as well, earning SEC Academic Honor Roll distinction three times (2017-18-19) ... Graduated from LSU in December of 2019 with a degree in interdisciplinary studies.

### JUNIOR SEASON (2019)

Capped third season as LSU's punter by averaging 42.8 yards on 47 punts ... Appeared in 14 games ... Tied career-high with 12 punts of 50-yards or more and set career-best with 21 punts downed inside the 20-yard line ... Punted only 47 times for a 42.8 average ... Had big game against Clemson, helping LSU win the field position battle ... Tied a career-high with seven punts in the national championship game, pinning Clemson inside its 20-yard line three times ... Three of his punts against Clemson had the Tigers start drives at their 4, 18, and 15 yard lines ... Punted only once for 34 yards in win over Oklahoma in the national semifinals ... Averaged 45.0 yards on two punts in SEC Championship Game ... Had 12 punts over 50 yards or better ... Punted three times against Arkansas, pinning the Hogs inside the 10-yard line one time ... Did not punt against Ole Miss ... Pinned Alabama inside its 10 twice ... Had season-long 57-yard punt against Mississippi State ... Opened season with 51.7 average on three punts against Georgia Southern.

### ZACH VON ROSENBERG'S CAREER HIGHS

Punts: 7, 3x (Last: vs. Clemson, 2020 National Championship)  
Punting yards: 312 vs. Clemson, 2020 National Championship  
Punting Average: 52.8 vs. Auburn, 2018 (4 punts)  
Longest punt: 65 vs. Louisiana Tech, 2018  
Punts Downed Inside 20: 4 vs. Southeastern Louisiana, 2018  
Punts of 50+ Yards: 3 vs. Georgia Southern, 2019

### ZACH VON ROSENBERG'S CAREER PUNTING STATISTICS

YEAR	G	NO.	YARDS	AVG	LONG	TB	FC	I20	50+
2017	11	36	1548	43.0	60	1	16	11	4
2018	13	51	2330	45.7	65	1	24	18	12
2019	14	47	1701	42.5	57	3	17	21	12
<b>Total</b>	<b>38</b>	<b>134</b>	<b>5,891</b>	<b>44.0</b>	<b>65</b>	<b>5</b>	<b>57</b>	<b>50</b>	<b>28</b>



## 5 JAY WARD

**Cornerback**  
**6-1 • 176 • So. • 1L**  
**Moultrie, Ga.**  
**Colquitt County High School**

Talented cornerback that has worked his way into additional playing time at cornerback for the Tigers in 2020 ... Will likely play the corner position opposite of Derek Stingley Jr. when the Tigers go to their nickel defense ... Great cover skills ... Very athletic and has a knack for finding the football ... Switches to jersey No. 5 this year after wearing No. 16 a year ago ... Appeared in 13 games as a true freshman in 2019.

### TRUE FRESHMAN SEASON (2019)

Saw action in 13 games in 2019 ... Recorded four tackles, broke up three passes and had a quarterback hurry ... Had two pass breakups in LSU's win over Oklahoma in the national semifinals ... One tackle each in games against Florida, Mississippi State, Alabama and Arkansas ... Contributed on special teams as well ... Quarterback hurry came against Florida.

### JAY WARD'S CAREER HIGHS

Tackles: 1, 4x (First: vs. Florida, 2019| Last: vs. Arkansas, 2019)  
Pass Breakups: 2 vs. Oklahoma, 2019

### JAY WARD'S CAREER STATS

YEAR	G-GS	UT	AT	TT	TFL	Sacks	PBU	QBH	INT	FF	FR
2019	13-0	3	1	4	0-0	0-0	3	1	0	0	0



## 39 PHILLIP WEBB

**Linebacker**  
**6-4 • 226 • Fr. • HS**  
**Buford, Ga.**  
**Lanier High School**

Played at Lanier High School in Sugar Hill, Georgia ... Rated No. 25 in the ESPN300 ... No. 6 outside linebacker in the country by 247Sports ... Consensus four-star recruit by both Rivals and 247Sports ... Played in the 2020 Under Armour All-America Game ... Racked up 91 tackles as a senior in 2019 ... Had a team-leading and career-high 13 sacks and 24 tackles for loss as a senior for Lanier ... Had one interception, one blocked punt, and one blocked field goal in 2019 ... Returned his lone interception 20 yards for a touchdown ... Amassed 216 tackles, 54 tackles for loss, 26.5 sacks and 63 QB hurries in three years at Lanier ... Coached by Corey Mobbs.



## 10 JOSH WHITE

**Linebacker**  
**6-0 • 215 • Fr. • HS**  
**Houston, Texas**  
**Cy Creek High School**

Played at Cypress Creek High School in Houston, Texas ... The four-star linebacker was ranked No. 12 at his position by 247Sports and Rivals ... Rivals ranked him the No. 8 recruit in the state of Texas ... Had a total of 332 career tackles with 188 solos in his career ... Picked up 7.5 sacks and had three fumble recoveries ... Blocked two punts as a senior ... Forced seven fumbles in his career and had one interception ... TD Club of Houston 2019 Defensive Player of the Year ... A two-time District 17-6A Defensive MVP.



## 61 CAMERON WIRE

**Offensive Tackle**

**6-6 • 311 • So. • SQ**

**Gonzalez, La.**

**East Ascension High School**

Enters third season with the Tigers in 2020 ... Saw action in six games as a redshirt freshman in 2019 ... Slated to backup senior Austin Deculus at right tackle this year ... Tons of potential ... Can play either tackle position ... Huge frame with tremendous wing span ... Has seen action in six games during his LSU career, all coming in 2019.

### REDSHIRT FRESHMAN (2019)

Played in six games with no starts ... Played a total of 35 offensive snaps with career-high 16 coming against Georgia Southern in the season opener ... Also played against Northwestern State (11 snaps), Arkansas (3 snaps), Texas A&M (3 snaps), and Oklahoma (2 snaps) in the national semifinals ... Also saw action on special teams protection unit.



## 36 CADE YORK

**Kicker**

**6-1 • 198 • So. • 1L**

**McKinney, Texas**

**Prosper High School**

- 2019 SEC All-Freshman Team
- 2019 Second Team All-SEC (AP)
- 2019 SEC Special Teams Player of the Week (at Texas)

One of the top young kickers in college football ... Enters his second season with the Tigers in 2020 after earning second team All-SEC and Freshman All-SEC honors as a rookie in 2019 ... One of the most productive kickers in LSU history as a freshman with 21 field goals and a school-record 152 points ... Extremely accurate with a strong leg ... Can also punt if called upon ... Set the SEC record for point-after touchdowns in a season with 89 and set the conference mark for points by kicking with 152.

### FRESHMAN SEASON (2019)

Played in 15 games ... Converted on 21-of-27 field goal attempts for 77.8 percent and was 89-of-93 on point-after touchdowns ... Led the nation in PATs (89) and finished second in country in scoring (152) ... His 152 points were the most by a kicker in college football in 2019 and trailed only Wisconsin running back Jonathan Taylor for points scored (156) ... Set the SEC record for point by kicking (152) and broke the league mark for PATs made (89) ... Second team All-SEC from the AP and a member of the Freshman All-SEC team ... Kicked at least one field goal in 10 of LSU's 15 games ... Kicked four field goals of 50 yards more with a career-long of 52 at Ole Miss ... Kicked three field goals (41, 28, 50 yards) in SEC Championship Game ... First player in LSU history with two 50-yard field goals in the same game with kicks of 51 and 50 yards against Texas A&M ... Just the second kicker in LSU history with four 50-yard field goals in a season ... His 52-yard field goal against Ole Miss was the longest by a freshmen kicker in school history and the fourth-longest by a LSU kicker away from Tiger Stadium ... Connected on two crucial field goals in the first half against No. 2 Alabama from 40 and 45 yards out ... Made a 20-yard field goal to tie No. 9 Auburn going into the half ... Made his LSU debut against Georgia Southern and connected on both field goals from 39 and 48 yards ... Became the first LSU true freshman in the modern era to make a field goal in a season opener ... Opened season by connecting on seven straight field goals ... Missed consecutive field goals just two times all year ... Made his last four field goals of 50 yards or longer.

### CADE YORK'S CAREER HIGHS

Points scored: 16 at Ole Miss, 2019

Kick PATs: 9 vs. Oklahoma, 2019

Field goals made: 3, 3x (Last: vs. Georgia, 2019 SEC Championship Game)

Field goal attempts: 4, 2x (Last: vs. Georgia, 2019 SEC Championship Game)

Longest field goal: 52 at Ole Miss, 2019

### CADE YORK'S CAREER STATISTICS

#### FIELD GOALS

YEAR	G	FGM-FGA	<20	20-29	30-39	40-49	50+	LONG	PAT	POINTS
2019	15	21-27	0-0	8-8	4-4	5-10	4-5	52	89-93	152

## 2020 NUMERICAL ROSTER

NO.	NAME	POS.	CL.-EXP.	HT.	WT.	HOMETOWN (PREVIOUS SCHOOL)
1	Kayshon Boutte	WR	FR-HS	6-0	185	New Iberia, La. (Westgate HS)
1	Eli Ricks	CB	FR-HS	6-2	196	Rancho Cucamonga, Calif. (IMG Academy)
2	Arik Gilbert	TE	FR-HS	6-5	249	Marietta, Ga. (Marietta HS)
2	Dwight McGlothorn	CB	FR-HS	6-2	182	Houston, Texas (Klein Oak HS)
3	Tyrion Davis-Price	RB	SO-1L	6-1	232	Baton Rouge, La. (Southern Lab HS)
3	Andre Anthony	OLB	SR-2L	6-3	255	New Orleans, La. (Edna Karr HS)
4	John Emery Jr.	RB	SO-1L	5-11	215	St. Rose, La. (Destrehan HS)
4	Todd Harris Jr.	S	JR-2L	6-1	195	Maringouin, La. (Plaquemine HS)
5	Koy Moore	WR	FR-HS	6-0	174	Kenner, La. (Archbishop Rummel HS)
5	Jay Ward	CB	SO-1L	6-1	176	Moultrie, Ga. (Colquitt County HS)
6	Terrace Marshall Jr.	WR	JR-2L	6-3	200	Bossier City, La. (Parkway HS)
6	Devonta Lee	LB	SO-1L	6-2	224	Fluker, La. (Amite HS)
7	JaCoby Stevens	S	SR-3L	6-2	230	Murfreesboro, Tenn. (Oakland HS)
8	BJ Ojulari	LB	FR-HS	6-2	230	Marietta, Ga. (Marietta HS)
8	Tre Bradford	RB	FR-HS	6-0	190	Lancaster, Texas (Lancaster HS)
10	Jaray Jenkins	WR	SO-1L	6-4	194	Jena, La. (Jena HS)
10	Josh White	LB	FR-HS	6-0	215	Houston, Texas (Cy Creek HS)
11	TJ Finley	QB	FR-HS	6-6	242	Ponchatoula, La. (Ponchatoula HS)
11	Ali Gaye	DL	JR-TR	6-6	262	Edmonds, Wash. (Garden City CC)
12	Alex Adams	WR	FR-HS	6-0	196	Osyka, Miss. (South Pike HS)
12	Walker Kinney	QB	FR-HS	6-2	223	Stilwell, Kan. (Blue Valley HS)
13	Jontre Kirklin	WR	SR-3L	6-0	184	Lutcher, La. (Lutcher HS)
14	Maurice Hampton Jr.	S	SO-1L	6-0	215	Memphis, Tenn. (Memphis University HS)
14	Max Johnson	QB	FR-HS	6-5	219	Watkinsville, Ga. (Oconee County HS)
15	Myles Brennan	QB	JR-2L	6-4	210	Long Beach, Miss. (St. Stanislaus HS)
16	AJ Aycock	QB	SO-SQ	6-4	217	Jonesboro, Ark. (The Academies at Jonesboro HS)
16	Darren Evans	DB	SR-TR	6-3	180	Baton Rouge, La. (Glen Oaks HS)
17	Racey McMath	WR	SR-2L	6-3	224	New Orleans, La. (Edna Karr HS)
18	Damone Clark	LB	JR-2L	6-3	245	Baton Rouge, La. (Southern Lab HS)
18	Chris Curry	RB	SO-1L	5-11	216	Lehigh Acres, Fla. (Lehigh HS)
19	Jabril Cox	LB	SR-TR	6-4	231	Kansas City, Mo. (Raytown South HS/North Dakota St.)
21	Jordan Toles	S	FR-HS	6-0	199	Baltimore, Md. (St. Frances Academy)
22	Zaven Fountain	S	SO-SQ	6-3	186	Marrero, La. (John Ehret HS)
23	Micah Baskerville	LB	JR-2L	6-1	231	Shreveport, La. (Evangel Christian Academy)
23	Corren Norman	RB	FR-RS	5-9	191	Broussard, La. (Lafayette HS)
24	Derek Stingley Jr.	CB	SO-1L	6-1	195	Baton Rouge, La. (Dunham School)
25	Cordale Flott	CB	SO-1L	6-1	165	Saraland, Ala. (Saraland HS)
25	Josh Williams	RB	FR-RS	5-9	195	Houston, Texas (The Kinkaid School)
26	Keenen Dunn	RB	SO-RS	5-11	183	Gonzales, La. (East Ascension HS/Indiana Wesleyan)
27	Jack Jackson	WR	FR-HS	5-9	170	Zachary, La. (Silliman Institute)
28	Nick Rocha	WR	FR-HS	6-1	164	Keller, Texas (Keller HS)
29	Raydarius Jones	CB	FR-1L	6-2	170	Horn Lake, Miss. (Horn Lake HS)
29	Ethan Laing	WR	FR-HS	5-11	176	Lafayette, La. (Lafayette Christian Academy)
30	Jack Mashburn	TE	FR-RS	6-2	218	Covington, La. (St. Paul's HS)
31	Cameron Lewis	S	SR-1L	6-1	195	Monroe, La. (Wossman HS)
32	Avery Atkins	PK	JR-2L	5-11	214	Auburn, Ala. (Auburn HS)
33	Trey Palmer	WR	SO-1L	6-0	180	Kentwood, La. (Kentwood HS)
33	Lloyd Cole	CB	SR-1L	6-0	205	Bossier City, La. (Parkway HS/Grambling)
34	Antoine Sampah	LB	FR-HS	6-1	205	Woodbridge, Va. (Woodbridge HS)
36	Cade York	PK	SO-1L	6-1	198	McKinney, Texas (Prosper HS)
38	Zach Von Rosenberg	P	SR-3L	6-5	245	Zachary, La. (Zachary HS)
39	Phillip Webb	LB	FR-HS	6-4	226	Buford, Ga. (Lanier HS)
39	Ezekeal Mata	PK	FR-HS	5-11	180	San Marcos, Calif. (Mission Hills HS)
41	Carlton Smith	LB	JR-1L	6-2	237	Houston, Texas (Lamar HS)
42	Aaron Moffitt	TE	JR-1L	6-2	237	Baton Rouge, La. (Catholic HS)
42	Hunter Faust	LB	SO-SQ	6-0	216	New Orleans, La. (Jesuit HS)
43	Ray Thornton	OLB	SR-3L	6-3	225	Killeen, Texas (Shoemaker HS)
43	Preston Stafford	PK	SO-SQ	5-10	174	Pontotoc, Miss. (Catholic HS)
44	Tory Carter	FB	SR-3L	6-0	244	Valdosta, Ga. (Lee County HS)
44	Dylan Thompson	OLB	FR-RS	6-1	265	Irving, Texas (Ranchview HS)
45	Stephen King	TE	SO-SQ	6-6	257	Alexandria, Va. (Hayfield Secondary School)
46	Charlie Drost	TE	FR-HS	6-4	236	Lake Charles, La. (St. Louis Catholic HS)
47	Nelson Jenkins III	DL	SO-SQ	6-4	300	Maringouin, La. (Plaquemine HS)
47	Max Peterson	SNP	FR-HS	5-11	213	Belmont, Mass. (Belmont Hill School)
48	Quentin Skinner	SNP	FR-RS	6-0	243	Buford, Ga. (Buford HS)
48	Sloan Wright	LB	FR-HS	6-1	236	Lafayette, La. (St. Thomas More HS)
49	Travez Moore	OLB	SR-1L	6-4	242	Bastrop, La. (Bastrop HS/Copiah Lincoln CC)
49	Jansen Mayea	TE	SO-SQ	6-2	245	New Iberia, La. (Westgate HS)
51	Dare Rosenthal	OT	SO-1L	6-7	327	Clayton, La. (Ferriday HS)
53	Soni Fonua	OLB	JR-1L	6-3	268	Salt Lake City, Utah (East HS/Mesa CC)

## ALPHABETICAL ROSTER

NO.	NAME	POS.
12	Alex Adams	WR
3	Andre Anthony	OLB
32	Avery Atkins	PK
16	AJ Aycock	QB
23	Micah Baskerville	LB
54	Aaron Benfield	LB
68	Jace Benoit	OL
1	Kayshon Boutte	WR
75	Anthony Bradford	OL
8	Tre Bradford	RB
15	Myles Brennan	QB
44	Tory Carter	FB
55	Jarell Cherry	DE
18	Damone Clark	LB
33	Lloyd Cole	CB
19	Jabril Cox	LB
18	Chris Curry	RB
3	Tyrion Davis-Price	RB
76	Austin Deculus	OL
81	Nick Demas	WR
51	Charlie Drost	DE
74	Marcus Dumervil	OL
26	Keenen Dunn	RB
4	John Emery Jr.	RB
94	Joseph Evans	DL
16	Darren Evans	DB
92	Neil Farrell Jr.	DE
42	Hunter Faust	LB
11	TJ Finley	QB
25	Cordale Flott	CB
53	Soni Fonua	OLB
22	Zaven Fountain	S
88	Evan Francioni	WR
11	Ali Gaye	DL
2	Arik Gilbert	TE
90	Jacobian Guillory	DL
14	Maurice Hampton Jr.	S
64	Austin Harden	OL
4	Todd Harris Jr.	S
71	Xavier Hill	OL
57	Chasen Hines	OG
83	Brandon Hubicz	TE
62	Siaki Ika	NT
70	Ed Ingram	OG
27	Jack Jackson	WR
10	Jaray Jenkins	WR
47	Nelson Jenkins III	DL
14	Max Johnson	QB
29	Raydarius Jones	CB
45	Stephen King	TE
12	Walker Kinney	QB
13	Jontre Kirklin	WR
29	Ethan Laing	WR
66	Riley Lawrence	OL
6	Devonta Lee	LB
31	Cameron Lewis	S
59	Desmond Little	OLB
97	Glen Logan	DE
6	Terrace Marshall Jr.	WR
86	Michael Martin	WR
77	Marlon Martinez	OL
30	Jack Mashburn	TE
39	Ezekeal Mata	PK
49	Jansen Mayea	TE
2	Dwight McGlothorn	CB
17	Racey McMath	WR
42	Aaron Moffitt	TE
5	Koy Moore	WR
49	Travez Moore	OLB

## 2020 NUMERICAL ROSTER

NO.	NAME	POS.	CL.-EXP.	HT.	WT.	HOMETOWN (PREVIOUS SCHOOL)
54	Aaron Benfield	LB	FR-RS	6-0	225	Thibodaux, La. (E.D. White Catholic HS)
55	Jarell Cherry	DE	SO-SQ	6-2	277	Dallas, Texas (Carter HS)
56	Liam Shanahan	OL	SR-TR	6-5	304	Marlborough, Mass. (Marlborough HS/Harvard)
56	Isaiah Oubre	LB	FR-HS	5-9	200	Houma, La. (Terrebonne HS)
57	Chasen Hines	OG	JR-2L	6-3	349	Marshall, Texas (Marshall HS)
58	Kardell Thomas	OL	FR-RS	6-3	326	Baton Rouge, La. (Southern Lab HS)
58	Jared Small	LB	JR-1L	5-10	209	Baton Rouge, La. (Catholic HS)
59	Desmond Little	OLB	FR-RS	6-5	218	Prichard, Ala. (Vigor HS)
61	Cameron Wire	OT	SO-SQ	6-6	311	Gonzales, La. (East Ascension HS)
62	Siaki Ika	NT	SO-1L	6-4	340	Salt Lake City, Utah (East HS)
64	Austin Harden	OL	FR-RS	6-1	286	Patterson, La. (Patterson HS)
66	Riley Lawrence	OL	FR-HS	6-4	301	Geismar, La. (Dutchtown HS)
67	Spencer Payne	OL	FR-HS	6-2	292	Castroville, Texas (Medina Valley HS)
68	Jace Benoit	OL	FR-HS	6-3	345	Church Point, La. (Church Point HS)
69	Charles Turner	OL	FR-RS	6-5	287	Canton, Ohio (IMG Academy)
70	Ed Ingram	OG	JR-2L	6-3	315	DeSoto, Texas (DeSoto HS)
71	Xavier Hill	OL	FR-HS	6-3	307	Olive Branch, Miss. (Olive Branch HS)
74	Marcus Dumervil	OL	FR-HS	6-5	310	Lauderdale Lakes, Fla. (St. Thomas Aquinas HS)
75	Anthony Bradford	OL	FR-RS	6-5	365	Muskegon, Mich. (Muskegon HS)
76	Austin Deculus	OL	SR-3L	6-6	331	Mamou, La. (Cy-Fair HS)
77	Marlon Martinez	OL	FR-HS	6-4	325	Fort Lauderdale, Fla. (St. Thomas Aquinas HS)
78	Thomas Perry	OL	FR-RS	6-6	329	Lafayette, La. (Teurlings Catholic HS)
81	Nick Demas	WR	FR-HS	5-11	202	Noblesville, Ind. (Guerin Catholic HS)
83	Brandon Hubicz	TE	FR-RS	6-1	202	Baton Rouge, La. (Catholic HS)
85	Nick Storz	TE	SO-RS	6-5	260	Brooklyn, N.Y. (Poly Prep Country Day HS)
86	Michael Martin	WR	SO-SQ	5-10	185	Weslaco, Texas (University HS)
87	Kole Taylor	TE	FR-HS	6-7	243	Grand Junction, Colo. (Central HS)
88	Evan Francioni	WR	SO-SQ	5-11	194	River Ridge, La. (Archbishop Rummel HS/New Orleans)
90	Jacobian Guillory	DL	FR-HS	6-2	344	Alexandria, La. (Alexandria Senior HS)
92	Neil Farrell Jr.	DE	SR-3L	6-4	319	Mobile, Ala. (Murphy HS)
94	Joseph Evans	DL	FR-1L	6-1	310	Haynesville, La. (Haynesville HS)
96	Eric Taylor	DL	FR-HS	6-4	313	Trussville, Ala. (Hewitt-Trussville HS)
97	Glen Logan	DE	SR-3L	6-3	339	Kenner, La. (Destrehan HS)
99	Jaquelin Roy	DL	FR-HS	6-4	302	Baton Rouge, La. (University Lab HS)

\* Roster as of Sept. 10, 2020. Please check LSUsports.net for the latest roster.

## ALPHABETICAL ROSTER

NO.	NAME	POS.
8	BJ Ojulari	LB
56	Isaiah Oubre	LB
33	Trey Palmer	WR
67	Spencer Payne	OL
78	Thomas Perry	OL
47	Max Peterson	SNP
1	Eli Ricks	CB
28	Nick Rocha	WR
51	Dare Rosenthal	OT
99	Jaquelin Roy	DL
34	Antoine Sampah	LB
56	Liam Shanahan	OL
48	Quentin Skinner	SNP
58	Jared Small	LB
41	Carlton Smith	LB
43	Preston Stafford	PK
7	JaCoby Stevens	S
24	Derek Stingley Jr.	CB
85	Nick Storz	TE
96	Eric Taylor	DL
87	Kole Taylor	TE
58	Kardell Thomas	OL
44	Dylan Thompson	OLB
43	Ray Thornton	OLB
21	Jordan Toles	S
69	Charles Turner	OL
38	Zach Von Rosenberg	P
5	Jay Ward	CB
39	Phillip Webb	LB
10	Josh White	LB
25	Josh Williams	RB
61	Cameron Wire	OT
48	Sloan Wright	LB
36	Cade York	PK

## Pronunciation Guide

### PLAYERS

Kayshon Boutte	Kay-shawn Boo-tay
Jabril Cox	Juh-bril
Marcus Dumervil	Do-mer-ville
Evan Francioni	Fran-chē-ō-nē
Ali Gaye	Ah-lē, like the boxer
Arik Gilbert	like Eric
Jacobian Guillory	Juh-cō-bē-an
Xavier Hill	z-sound in Xavier
Brandon Hubicz	Hue-bix
Jansen Mayea	My-ā-uh, hard a
Dwight McGlothern	Muh-glock-ern
BJ Ojulari	Ō-juh-lar-ē
Jaquelin Roy	Juh-qway-lin
Liam Shanahan	Lē-um

### COACHES

Scott Linehan	Lin-uh-han
Greg McMahon	Mick-man
Ed Orgeron	O-zhure-on

Listen to all pronunciations on the roster page at [LSUsports.net/football](http://LSUsports.net/football)