

# 2020 FOOTBALL GAME NOTES



**NATIONAL CHAMPIONS**

1958 • 2003 • 2007 • 2019

**SEC CHAMPIONS**

1935 • 1936 • 1958 • 1961

1970 • 1986 • 1988 • 2001

2003 • 2007 • 2011 • 2019

**GAME 4** vs. **South Carolina**  
October 24, 2020

Tiger Stadium  
Baton Rouge, La.  
6 p.m. CT • ESPN

## BREAKDOWN

<b>LSU</b>	
Record	1-2
Ranking	RV
Last Game	Oct. 10 at Missouri L, 45-41
Head Coach	Ed Orgeron
Career Record	57-38
LSU Record	41-11
vs. South Carolina	0-0
LSU vs. South Carolina	LSU leads 18-2-1

<b>South Carolina</b>	
Record	2-2
Ranking	RV/RV
Last Game	Oct. 17 vs. No. 15 Auburn W, 30-22
Head Coach	Will Muschamp
Career Record	56-48
Record at South Carolina	28-27 (5th season)

## COACH LOCATIONS

**On The Field**  
Ed Orgeron, Head Coach  
Mickey Joseph, Wide Receivers/Asst. Head Coach  
Bo Pelini, Defensive Coordinator  
James Cregg, Offensive Line  
Bill Johnson, Defensive Line  
Kevin Faulk, Running Backs  
Greg McMahon, Special Teams  
Corey Raymond, Defensive Backs

**In The Press Box**  
Steve Ensminger, Offensive Coordinator, QBs  
Scott Linehan, Passing Game Coordinator  
Bill Busch, Safeties

## ON THE AIR



Chris Blair, Play-By-Play  
Doug Moreau, Analyst  
Gordy Rush, Reporter



Bob Wischusen, Play-by-Play  
Dan Orlovsky, Analyst  
Quint Kessenich, Reporter

## LSU Media Central

Media can access the current media guide, updated statistics and game notes all in one location at [www.LSUports.net/media](http://www.LSUports.net/media).

## 2020 SCHEDULE

DATE	OPPONENT/TV	TIME (CT)	SERIES RECORD
Sept. 26	Mississippi State* [CBS]	L, 44-34	LSU leads 75-36-3
Oct. 3	at Vanderbilt* [SECN]	W, 41-7	LSU leads 24-7-1
Oct. 10	at Missouri* [SECN ALT]	L, 45-41	Missouri leads 2-1-0
<b>Oct. 24</b>	<b>South Carolina* [ESPN]</b>	<b>6 p.m.</b>	<b>LSU leads 18-2-1</b>
Oct. 31	at Auburn* [CBS]	2:30 p.m.	LSU leads 31-22-1
Nov. 14	Alabama* [CBS]	5 p.m.	Alabama leads 53-26-5
Nov. 21	at Arkansas*	TBA	LSU leads 41-22-2
Nov. 28	at Texas A&M*	TBA	LSU leads 34-21-3
Dec. 5	Ole Miss*	TBA	LSU leads 63-41-4
Dec. 12	at Florida*	TBA	Florida leads 33-30-3
Dec. 19	SEC Championship	TBA	LSU 5-1 in Title Game

\* - Denotes SEC Games | All dates & times are Central and Subject to Change

## NEXT UP

- ▶ LSU (1-2) plays its first night game in Tiger Stadium in 2020 when the Tigers host South Carolina (2-2) at 6 p.m. on Saturday. The game will be televised on ESPN.
- ▶ LSU is 16-2 in night games in Tiger Stadium under Ed Orgeron. The Tigers have won 11 straight night games in Death Valley.
- ▶ The Tigers are coming off an unscheduled open date last week as the Florida contest was postponed until Dec. 12 due to Covid-19 related issues with the Gators.
- ▶ In its last outing on Oct. 10, LSU dropped a 45-41 decision at Missouri — a game that was originally scheduled for Tiger Stadium but moved locations due to Hurricane Delta.
- ▶ LSU is 18-2-1 all-time against South Carolina which includes its current winning streak of six straight vs. the Gamecocks. LSU is 6-1-1 against South Carolina since the Gamecocks joined the SEC in 1992.
- ▶ LSU is 11-0 in games following a loss under head coach Ed Orgeron. The Tigers haven't lost back-to-back games since dropping three straight in November of 2015.
- ▶ LSU is 13-2 under Orgeron in games played during the month of October.
- ▶ Orgeron is 41-11 as head coach of the Tigers. His 40 wins through the first 50 games were the second-most among any coach in school history.
- ▶ Of his 41 wins with the Tigers, 32 have come by double-figures, 18 have come against teams ranked in the Top 25 with 12 of those coming against Top 10 opponents. Orgeron is 12-3 against Top 10 teams at LSU.
- ▶ LSU is 24-1 overall under Orgeron and 1-0 in 2020 when having a 100-yard rusher.
- ▶ LSU has had either a 100-yard rusher or 100-yard receiver in 11 consecutive games.
- ▶ In three games, LSU has used 14 first-time starters (10 vs. Mississippi State, 3 vs. Vanderbilt, 1 vs. Missouri).
- ▶ WR Terrace Marshall Jr. has caught at least 1 TD

- pass in 11 of the 16 games that he's started during his career. Dating back to last year, Marshall has 12 TD receptions in his last 6 games. Marshall set career-highs for receptions (11) and receiving yards (235) and tied his career-high for TDs (3) against Missouri. In 3 games this year, Marshall has 21 receptions for 424 yards and 7 TDs. His 7 TDs leads the SEC and ranks No. 2 nationally.
- ▶ QB Myles Brennan is the first player in LSU history to throw for 300 yards or more in his first three career starts. Brennan's passing yards (1,112), completions (79) and TD passes (11) are the most of any LSU quarterback in their first three career starts. Brennan is 79-of-131 for 682 yards, 11 TDs and 3 interceptions through LSU's first three games.
- ▶ This year is the first time in school history LSU has had a 300-yard passer in each of the first three games of a season. Brennan has passed for 345 yards vs. Mississippi State, 337 vs. Vanderbilt and 430 vs. Missouri.
- ▶ 11 different players have caught passes through 3 games led by Terrace Marshall Jr. (21-424-7 TDs), TE Arik Gilbert (14-177-2 TDs), and WR Kayshon Boutte (9-101).
- ▶ RB John Emery leads the Tigers in rushing with 137 yards and 1 TD on 21 carries. He's averaging 6.5 yards a carry.
- ▶ LB Damone Clark leads the Tigers in tackles (23). He also has 2.5 tackles for loss and a sack to his credit.
- ▶ Junior college transfer DE Ali Gaye leads LSU in tackles for loss (5.0). He's also batted down 3 passes, has 2 QB hurries and a sack.
- ▶ PK Cade York is 6-of-7 on field goals and with four of his six field goals coming from 40-yards or longer. York has kicked field goals of 53 and 51 in consecutive weeks.
- ▶ P Zach Von Rosenberg is averaging 46.2 yards a punt and 11 of his 15 punts have been downed inside the 20-yard line.

## BY THE NUMBERS

**6**

LSU leads the SEC and ranks No. 5 in the nation in turnover margin at +6 through three games. The Tigers have nine takeaways while turning the ball over just three times.

**10**

Consecutive games LSU has scored at least 30 points dating back to Alabama game last year.

**12**

Consecutive games LSU has thrown for at least 300 yards — the longest streak in school history.

**22**

Straight games LSU has had at least one passing touchdown.

# Auburn Week

## 26

**MONDAY**  
**Orgeron Press Conference**  
12:30 p.m. - Zoom

## 27

**TUESDAY**  
**Player Interviews**  
Noon - 1 p.m. - Zoom

## 28

**WEDNESDAY**  
**SEC Teleconference**  
10 a.m. Orgeron on call

**Coach O Radio Show**  
7 p.m. - TJ Ribs at Acadian

## 29

**THURSDAY**  
**Coach Orgeron Post-Practice Interview**  
5:45 p.m. - Zoom

## 30

**FRIDAY**  
**Focus Friday**  
No Media Availability

## 31

**SATURDAY**  
**Gameday**  
LSU at Auburn  
2:30 p.m. CT | CBS

## 1

**SUNDAY**  
**Off Day**  
No Media Availability

## LSU Media Services

### Ed Orgeron Interviews

#### Monday Press Conference:

LSU head coach Ed Orgeron meets with the media each Monday of game week over Zoom. A transcript of Coach Orgeron's opening statement as well as the question and answer session can be found on [www.LSUsports.net](http://www.LSUsports.net). LSU will distribute the interview via FTP. A link to download the press conference will be emailed to members of the media each Monday afternoon during the season. Email Michael Bonnette at [mbonnet@lsu.edu](mailto:mbonnet@lsu.edu) to be placed on the distribution list.

#### Listen To Ed Orgeron's Weekly Press Conference

Members of the media can access the audio portion of Coach Orgeron's Weekly Press Luncheon each Monday starting at 12:30 p.m. CT at [www.LSUsports.net/live](http://www.LSUsports.net/live) or over the radio in the Baton Rouge area on 104.5 FM.

#### SEC Teleconference

The 14 SEC coaches are featured on a weekly teleconference each Wednesday at 10 a.m. CT during the regular season. Coach Orgeron speaks for 10 minutes starting at 10 a.m. Contact the LSU Sports Information Department to obtain the phone number to access the call.

#### Thursday Post-Practice

Coach Orgeron meets with the media over Zoom at approx. 6 p.m. each Thursday during the regular season.

### LSU Player Interviews

LSU players are available to the media during a typical game week on Tuesday from noon-1 p.m. over Zoom. Interview requests for the Monday media opportunity should be made at least 24 hours in advance and emailed to Michael Bonnette ([mbonnet@lsu.edu](mailto:mbonnet@lsu.edu)) and Chelsey Chamberlain ([cchamberlain@lsu.edu](mailto:cchamberlain@lsu.edu)). Members of the media are not permitted to contact players on their cell phones under any circumstance.

#### LSU Video Newsfeed

LSU will be distributing video interviews and other highlights via FTP during the 2020 season. A link to download the newsfeed will be emailed to members of the media each Monday afternoon during the season. Email Michael Bonnette at [mbonnet@lsu.edu](mailto:mbonnet@lsu.edu) to be placed on the distribution list.

### WHO TO CONTACT

**Communications Office • (225) 578-8226**

**Michael Bonnette • Assoc. AD/Communications**

Coach Orgeron and Player Interview Requests |

E-mail: [mbonnet@lsu.edu](mailto:mbonnet@lsu.edu)

**Chelsey Chamberlain • Asst. Communications Director**

Player Interview Requests | E-mail: [cchamberlain@lsu.edu](mailto:cchamberlain@lsu.edu)

**LSU Director of Creative Content**

Emily Dixon - [emily@lsu.edu](mailto:emily@lsu.edu)

**LSU Assoc. Director of Digital & Creative Content**

Brandon Berrio - [bberri1@lsu.edu](mailto:bberri1@lsu.edu)

**LSU Digital Media Reporter**

Cody Worsham - [cworsham@lsu.edu](mailto:cworsham@lsu.edu)

**LSU Director of Digital Media**

Todd Politz - [todd@lsusp.com](mailto:todd@lsusp.com)

**LSU Creative Services**

Jason Feirman - [jfeirman@lsu.edu](mailto:jfeirman@lsu.edu) (Logos)

Lindsey Thompson - [lthompson1@lsu.edu](mailto:lthompson1@lsu.edu) (Graphics)

Chris Parent - [cparen3@lsu.edu](mailto:cparen3@lsu.edu) (Photos)

**Network Operations/SEC Network**

Kevin Wagner - [jwagne2@lsu.edu](mailto:jwagne2@lsu.edu)

**LSU Sports Productions**

David Landry - [david@lsusp.com](mailto:david@lsusp.com)

**LSU Radio**

Chris Blair - [chris@lsusp.com](mailto:chris@lsusp.com)

**LSU Sports Information Mailing Address**

LSU Athletic Administration Building

**[www.LSUsports.net/media](http://www.LSUsports.net/media)**

The Official Website of LSU Athletics is home to all the football information you need. Schedules, results, rosters, bios, statistics and game notes can be found and are always up to date. The GAMEDAY section, updated daily, has all relevant info for the upcoming game.

**CollegePressBox.com**

Collegepressbox.com is the official media website for SEC Football. Access and download weekly game notes, quotes, statistics, media guides, headshots, logos, flip cards and more for the conference and each of its member schools. Login information will be distributed to accredited media or you can apply for a password by sending an e-mail to [password@collegepressbox.com](mailto:password@collegepressbox.com).



### LSU Football on Twitter & Facebook

[facebook.com/LSUfootball](https://facebook.com/LSUfootball)

[twitter.com/LSUfootball](https://twitter.com/LSUfootball)

[instagram.com/LSUfootball](https://instagram.com/LSUfootball)

[twitter.com/Coach\\_EdOrgeron](https://twitter.com/Coach_EdOrgeron)

[twitter.com/LSUMediaAlerts](https://twitter.com/LSUMediaAlerts)

[LSUsports.net/connect](http://LSUsports.net/connect)



# Ed Orgeron

## Head Coach

@Coach\_EdOrgeron  
Overall Record: 57-38  
LSU Record: 41-11  
(Fifth year)

### THE ORGERON FILE

Year at LSU: Fifth (Fourth as head coach)  
Birthdate: July 27, 1961, in Larose, La.  
Children: Tyler, Parker, Cody  
High School: South Lafourche High School (Galliano, La.)  
College: Northwestern State (La.), 1984

### YEAR-BY-YEAR HEAD COACHING RECORD

YEAR	SCHOOL	OVERALL RECORD
2005	Ole Miss	3-8
2006	Ole Miss	4-8
2007	Ole Miss	3-9
2013	Southern Cal	6-2
2016	LSU	6-2
2017	LSU	9-4
2018	LSU	10-3
2019	LSU	15-0
2020	LSU	1-2
<b>Overall</b>		<b>57-38</b>

### PLAYING EXPERIENCE

1981-84 Northwestern (La.) State (defensive line)

### COACHING EXPERIENCE

1984	Northwestern (La.) State (graduate assistant)
1985	McNeese State (graduate assistant)
1986-87	Arkansas (assistant strength coach)
1988-92	Miami (Fla.) (graduate assistant, 1988; defensive line 1989-92)
1994	Nicholls State (linebackers)
1995-97	Syracuse (defensive line)
1998-2004	Southern Cal (defensive line, 1998-2002; recruiting coordinator, 2001-04)
2005-07	Ole Miss (head coach)
2008	New Orleans Saints (defensive line)
2009	Tennessee (defensive line/recruiting coordinator)
2010-12	Southern Cal (defensive coordinator/defensive line/recruiting coordinator, 2010-13; interim head coach, 2013)
2015-pres.	LSU (defensive line; recruiting coordinator, 2016; interim head coach, Sept. 25, 2016, head coach, Nov. 26, 2016)

### BOWL EXPERIENCE

SEASON	BOWL	TEAM	OPPONENT	RESULTS
1986	Orange	Arkansas	Oklahoma	L, 42-8
1987	Liberty	Arkansas	Georgia	L, 20-17
1988	Orange	Miami	Nebraska	W, 23-3
1989	Sugar	Miami	Alabama	W, 33-25
1990	Cotton	Miami	Texas	W, 46-3
1991	Orange	Miami	Nebraska	W, 22-0
1992	Sugar	Miami	Alabama	L, 34-13
1995	Gator	Syracuse	Clemson	W, 41-0
1996	Liberty	Syracuse	Houston	W, 30-17
1997	Fiesta	Syracuse	Kansas State	L, 35-18
1998	Sun	Southern Cal	TCU	L, 28-19
2001	Las Vegas	Southern Cal	Utah	L, 10-6
2002	Orange	Southern Cal	Iowa	W, 38-17
2003	Rose	Southern Cal	Michigan	W, 28-14
2004	Orange	Southern Cal	Oklahoma	W, 55-19
2009	Chick-fil-A	Tennessee	Virginia Tech	L, 37-14
2012	Sun	Southern Cal	Georgia Tech	L, 21-7
2015	Texas	LSU	Texas Tech	W, 56-27

### AS HEAD COACH

2016	Citrus	LSU	Louisville	W, 29-9
2017	Citrus	LSU	Notre Dame	L, 21-17
2018	Fiesta	LSU	UCF	W, 40-32
2019	Chick-fil-A	LSU	Oklahoma	W, 63-28
2019	CPF NC	LSU	Clemson	W, 42-25

When it comes to building a championship football program, there's none better than LSU head coach Ed Orgeron. A driven leader with a vision on how to achieve success, Orgeron needed only three years to fulfill a pledge he made at his introductory press conference on Nov. 26, 2016 when he vowed to "build a championship program at LSU."

Orgeron did just that in 2019, earning numerous National Coach of the Year honors on his way to leading LSU to the most dominant season in college football history with a 15-0 record and the CFP National Championship.

But Orgeron's definition of a championship program goes much farther than winning championships on the football field. It's also about developing young men, both on and off the field; it's about fielding a team of high-character players that are determined to compete at the highest level on the field, while pursuing an education off the field; it's about players focused on the success of the team, not individual awards; it's about players doing the right thing, all of the time. It's known as the LSU Standard of Performance, not just on Saturday nights during the fall, but year-round.

And with that mentality, which starts at the top with Orgeron — a coach who never takes credit for his team's success, but instead praises his staff and his players — LSU stormed its way to the 2019 national title, winning 12 of 15 games by double-figures and beating seven Top 10 opponents along the way. LSU had five wins over teams that finished the 2019 season ranked in the Top 10.

Since taking over the Tigers four games into the 2016 season, Orgeron has guided LSU to a 41-10 mark. He had 40 wins in his first 50 games which is second for the most wins by any coach in school history during the first 50 games of their career. He's also led the Tigers to five postseason victories — one in the SEC Championship Game, two bowl games and two in the College Football Playoffs.

Of LSU's 41 wins under Orgeron, 32 have come by double-figures and 12 have been over Top 10 teams. The 12 Top 10 wins rank as the second-most for any coach in LSU history, trailing only Les Miles who won 16 games over Top 10 opponents in 12 years.

LSU has a 25-9 record under Orgeron against SEC teams, which includes a 37-10 win over fourth-ranked Georgia in the 2019 SEC Championship Game.

Under Orgeron, the Tiger program has produced 11 first team All-Americans, four national award winners, including the 2019 Heisman Trophy winner in quarterback Joe Burrow, and 32 NFL Draft picks, which includes nine in the first round. In the 2020 NFL Draft, LSU set an SEC record with five first round picks and tied the all-time mark with 14 players selected during the seven-round event. Quarterback Burrow went No. 1 overall and LSU became the first school in the history of the NFL Draft to have a quarterback, running back (Clyde Edwards-Helaire) and wide receiver (Justin Jefferson) picked in the first round.

When it comes to recruiting, there's none better than Orgeron and his staff who continue to assemble the best roster in college football with a focus that includes keeping the best players in Louisiana at home, while also attracting the top talent from coast to coast.

Now entering its fourth full season under Orgeron, LSU has used the "One Team, One Heartbeat" philosophy along with the ability to "block out the noise" to become the premier program in college football.

### 2019

In 2019, Orgeron was consensus National Coach of the Year earning the honor from the Associated Press, Walter Camp, Eddie Robinson, Home Depot, George Munger and the AFCA. He was also named the SEC Coach of the Year.

Orgeron guided the Tigers to the most dominant regular season in school history with the Tigers posting a 13-0 mark and outscoring opponents, 621-275. LSU blew through the College Football Playoffs, beating No. 4 Oklahoma, 63-28, and then claimed the school's fourth national title with a 42-25 win over No. 2 Clemson in the national championship game to finish with the first 15-0 record in the history of the SEC.

LSU went 8-0 in SEC play during the regular-season, winning six of the eight games by at least two touchdowns. LSU racked up 46 points and 559 total yards in a 46-41 win over Alabama in Tuscaloosa and then followed that with 714 total yards in a win over Ole Miss in Oxford. LSU closed out the regular-season with a 50-7 win over Texas A&M in Tiger Stadium. LSU captured its 12th SEC title with a 37-10 win over No. 3 Georgia in the SEC Championship Game in Atlanta.

LSU trailed in only six games all season, just twice in the second half and never in the fourth quarter. The biggest deficit the Tigers faced all season was 17-7 against Clemson in the second quarter of the national championship game. LSU responded by scoring 21 unanswered points to take the lead for good at 28-17 just before halftime.

Overall, LSU went into the Clemson game riding a streak of 21 straight quarters without trailing an opponent, a streak that dated back to the Auburn game on Oct. 26.

LSU's offensive success in 2019 was a product of the Tigers going to the spread offense and the play-calling of coordinator Steve Ensminger. During the 2019 offseason, Orgeron hired Joe Brady as LSU's passing game coordinator, who installed the spread and the results followed. Burrow set nearly ever LSU and SEC single-season passing record as the Tigers led the nation in points per game (48.4) and yards per game (568.4) — both school records. LSU scored at least 40 points in 12 games and the Tigers went over the 50-point mark seven times and eclipsed 60 points three times.

Defensively, the Tigers allowed only 21.9 points per game and allowed a combined one passing touchdown in wins over Georgia, Oklahoma and Clemson.

In addition to Burrow's sweep of National Player of the Year Awards and the Heisman Trophy, LSU produced the winner of the Biletnikoff Award (Ja'Marr Chase) and the Jim Thorpe Award (Grant Delpit). LSU set a school-record with five first team All-America selections in 2019 (Burrow, Chase, Delpit, Damien Lewis, and Derek Stingley Jr.).

The Tigers capped the 2019 season by setting an SEC record with first players selected in the first round of the 2020 NFL Draft, led by Burrow who was picked No. 1 overall by the Bengals.

### THE COACH O WAY

A native of LaRose, Louisiana, Orgeron developed a passion for the Tigers at an early age, becoming a fan of some of the all-time LSU greats in the 1970s. Players like Bert Jones, Ronnie Estay, Tommy Casanova, Charles Alexander and of course, coach Charles McClendon, ignited a purple and gold fire under Orgeron that still burns today.

Orgeron has reunited the current roster with former players, making them an integral part of the program and he's leveraged his passion and love for LSU into a determination and drive that sees him spend nearly every waking moment focused on LSU football and his vision for the program.

With the "One Team. One Heartbeat" motto, the Tigers seemingly became a different team overnight when



Orgeron was elevated to interim head coach on Sept. 25, 2016 and the results that LSU sought soon followed.

As the head coach of the Tigers, Orgeron said he was going to “flip the script” and he assigned a theme for the daily practices. The purpose of the descriptive practice themes for each day during the week is one of the ways that Orgeron and his staff hold the players accountable and focused both prior to and during the workout. The daily practice nicknames are as follows: Tell the Truth Monday, Competition Tuesday, Turnover/No Turnover Wednesday, No Repeat Thursday, and Focus Friday.

Orgeron has also opened the doors for former LSU players to come back and be active in the program. Having former players actively involved is a way for the current Tigers to get a better understanding of who helped build the foundation for the program, while also letting them see first-hand what it means to be a LSU Tiger and the responsibility that goes along with it. Orgeron routinely has former Tigers speak to the team, attend practices and be involved with the organization.

#### **ORGERON COACHING HISTORY**

Orgeron, who has also served as head coach at Ole Miss and Southern Cal, is 40-9 at LSU. His career mark as a collegiate head coach is 66-36, however he’s 46-11 over his last 57 games. Orgeron went 6-2 as Southern Cal’s interim head coach in 2013, taking over a USC team that stumbled to a 3-2 mark over the first five games of the year. Orgeron rallied the Trojans as USC closed out the regular season with wins in six of its final eight games.

Orgeron originally joined the Tiger staff in 2015 as defensive line coach, before adding the title of recruiting coordinator in the spring of 2016.

Prior to joining the LSU staff, Orgeron’s last coaching stop came at Southern Cal where he served as recruiting coordinator and defensive line coach for the Trojans for four years (2010-13). Orgeron was elevated to interim head coach at USC for the final eight games of the 2013 season.

Orgeron served two stints at Southern Cal, the first as the Trojans’ defensive line coach from 1998 to 2004. Orgeron coached under Paul Hackett at USC for three years from 1998 to 2000 and was one of just a handful of coaches retained by Pete Carroll when he took over as the Trojans’ head coach in 2001.

Orgeron left USC in 2005 to become the head coach at Ole Miss, where he went 10-25 in three years with Rebels from 2005-07.

Orgeron spent the 2008 season coaching the defensive line for the New Orleans Saints and then joined Tennessee as defensive line coach and recruiting coordinator in 2009. He returned to Southern Cal following the 2009 season.

Orgeron made a name for himself as a top defensive line coach at the University of Miami from 1988-92, where he coached eight All-Americans, including NFL first-rounders Cortez Kennedy, Russell Maryland and Warren Sapp. In 1988, he was a graduate assistant at Miami, working with the defensive line.

Orgeron also was a graduate assistant at Northwestern (La.) State, his alma mater, in 1984 and McNeese State in 1985, working with the defensive line at both schools, then was an assistant strength coach at Arkansas for two years (1986-87).

#### **ORGERON’S LOUISIANA ROOTS**

Born July 27, 1961, he has three sons, Tyler, and twins Parker and Cody. Tyler is a member of the LSU football coaching staff, while Cody is the starting quarterback at McNeese State. Cody, who still have one year of eligibility remaining, earned his undergraduate degree from McNeese in May. Parker was a two-year starter at wide receiver for McNeese and is currently one semester shy of earning his degree from LSU.

Away from the field, Coach O has taken up the sport of boxing and trains three times a week at a local gym. He also teamed with Louisiana Governor John Bel Edwards to educate and inform the citizens of Louisiana during the Covid-19 pandemic. Coach O appeared on commercials and other mediums to support the wearing of masks during the pandemic.

He’s also been heavily involved in many community service efforts in the Baton Rouge area, including “Basket of Hope”, which has the mission of giving hope to children diagnosed with cancer or other serious illness through the delivery of a Basket of Hope filled with toys, games, craft items, stuffed animals, gift cards, and other items. Coach O makes several trips to local hospitals each year to hand deliver these baskets and to spend time with the children and their families.



## ORGERON'S SUPERLATIVES AT LSU

### Most Points Scored

1.	72	at Texas A&M	11/24/18
2.	66	at Vanderbilt	9/21/19
3.	65	vs. Northwestern St.	9/14/19
4.	63	vs. Oklahoma (CFA Bowl)	12/28/19
5.	58	at Ole Miss	11/16/19

### Fewest Points Allowed

1.	0	vs. Southeastern La.	9/8/18
	0	vs. BYU (in New Orleans)	9/2/17
3.	3	vs. Mississippi St.	10/20/18
	3	vs. Georgia Southern	8/31/19
5.	6	vs. Utah St.	10/5/19

### Most First Downs

1.	35	at Ole Miss	11/16/19
2.	33	vs. Ole Miss	9/29/18
3.	32	vs. Utah St.	10/5/19
	32	vs. UCF (Fiesta Bowl)	1/1/19
5.	31	vs. Oklahoma (CFA Bowl)	12/28/19
	31	vs. Texas A&M	11/30/19
	31	vs. Northwestern St.	9/14/19
	31	at Texas A&M	11/24/18
	31	vs. Rice	11/17/18

### Fewest First Downs Allowed

1.	6	vs. BYU (in New Orleans)	9/2/17
2.	8	vs. Georgia Southern	8/31/19
3.	11	vs. Louisville (Citrus Bowl)	12/31/16
4.	10	vs. Utah St.	10/5/19
5.	12	vs. Texas A&M	11/30/19
	12	at Tennessee	11/18/17
	12	vs. Chattanooga	9/9/17

### Most Rushing Attempts

1.	57	vs. BYU (in New Orleans)	9/2/17
2.	56	vs. Texas A&M	10/25/17
3.	55	at Ole Miss	10/21/17
4.	52	vs. UCF (in Glendale, Ariz.)	1/1/19
	52	vs. Missouri	10/1/16

### Opponent's Fewest Rushing Attempts

1.	14	vs. BYU (in New Orleans)	9/2/17
2.	16	vs. Mississippi St.	9/26/20
3.	19	at Arkansas	11/10/18
4.	22	vs. Utah St.	10/5/9
	22	vs. Missouri	10/1/16
6.	23	vs. Northwestern St.	9/14/19

### Most Rushing Yards

1.	418	vs. Missouri	10/1/16
2.	393	at Ole Miss	10/21/17
3.	390	at Arkansas	11/12/16
4.	311	vs. Ole Miss	10/22/16
5.	298	at Texas A&M	11/24/16

### Fewest Rushing Yards Allowed

1.	-5	vs. BYU (in New Orleans)	9/2/17
2.	9	vs. Mississippi St.	9/26/20
3.	16	at Arkansas	11/10/18
4.	19	vs. Utah St.	10/5/19
5.	38	at Tennessee	11/18/17

### Most Passes Attempted

1.	48	at Missouri	10/10/20
2.	46	vs. Mississippi St.	9/26/20
3.	42	vs. Oklahoma (CFA Bowl)	12/28/19
	42	at Ole Miss	11/16/19
	42	vs. Auburn	10/26/19

### Most Passes Completed

1.	32	vs. Oklahoma (CFA Bowl)	12/28/19
	32	at Ole Miss	11/16/19
	32	vs. Auburn	10/26/19
4.	31	at Alabama	11/9/19
	31	at Texas	9/07/19

### Opponent's Fewest Pass Attempts

1.	11	vs. Georgia Southern	8/31/19
2.	15	vs. Rice	11/17/18
3.	16	at Florida	10/7/17
4.	17	vs. Florida	11/19/16
5.	19	vs. Alabama	11/5/16

### Opponent's Fewest Passes Completed

1.	4	vs. Georgia Southern	8/31/19
2.	7	vs. Rice	11/17/18
	7	vs. Florida	11/19/16
4.	8	vs. Mississippi St.	10/20/18
5.	9	vs. Auburn	10/14/17

### Most Passing Yards

1.	532	vs. Oklahoma (CFA Bowl)	12/28/19
2.	488	vs. Northwestern St.	9/14/19
3.	471	at Texas	9/07/19
4.	430	at Missouri	10/10/20
5.	425	vs. Texas A&M	11/30/19

### Opponent's Fewest Passing Yards

1.	24	vs. Georgia Southern	8/31/19
2.	59	vs. Mississippi St.	10/20/18
3.	97	vs. Texas A&M	11/30/19
4.	101	vs. Rice	11/17/18
5.	102	vs. BYU (in New Orleans)	9/2/17

### Most Yards of Total Offense

1.	714	at Ole Miss	11/16/19
2.	692	vs. Oklahoma (CFA Bowl)	12/28/19
3.	634	vs. Missouri	10/1/16
4.	622	at Texas A&M	11/24/16
5.	612	vs. Arkansas	11/23/19

### Opponent's Fewest Yards of Total Offense

1.	97	vs. BYU (in New Orleans)	9/2/17
2.	98	vs. Georgia Southern	8/31/19
3.	198	vs. Rice	11/17/18
4.	159	vs. Utah St.	10/5/19
5.	169	vs. Texas A&M	11/30/19

### Highest Punting Average (min. 3)

1.	58.0	vs. Southern Miss	10/15/16
2.	51.7	vs. Georgia Southern	8/31/19
3.	49.4	vs. Mississippi St.	9/26/20
4.	49.2	at Tennessee	11/18/17
5.	49.16	at Auburn	9/15/18

### Highest Time of Possession

1.	44:31	vs. UCF (Fiesta Bowl)	1/1/19
2.	42:33	vs. Missouri	10/1/16
3.	41:03	vs. Utah St.	10/5/19
4.	40:21	vs. Arkansas	11/23/19
5.	37:40	at Ole Miss	10/21/17

### Longest Scoring Drive (By Yards)

1.	99	vs. Utah St. (13 plays)	10/5/19
2.	97	vs. Ole Miss (7 plays)	10/22/16
3.	96	vs. Southeastern La. (7 plays)	9/8/18
4.	95	at Arkansas (2 plays)	11/12/16
5.	93	vs. Missouri (5 plays)	10/1/16

### Longest Scoring Drive (By Time)

1.	7:24	at Arkansas (14-77)	11/10/18
2.	7:13	vs. BYU (in New Orleans) (13-66)	9/2/17
3.	7:12	vs. UCF (Fiesta Bowl) (12-78)	1/1/19
4.	6:55	at Arkansas (13-84)	11/12/16
5.	6:42	vs. Utah St. (13-99)	10/5/19

### Longest Scoring Drive (By Plays)

1.	17	at Ole Miss (66 yds.)	11/17/19
2.	16	vs. Georgia (77 yds.)	12/7/19
3.	15	at Texas A&M (90 yds.)	11/24/18
	15	vs. Mississippi St. (64 yds.)	10/20/18
	15	vs. Georgia (50 yds.)	10/13/18

## ORGERON'S RECORD VS. OPPONENTS

Alabama	1-6	Arizona	1-0	Clemson	1-0	Utah St.	1-0
Arkansas	4-3	California	1-0	Louisville	1-0	Wyoming	0-1
Auburn	3-3	Colorado	1-0	Miami	1-0	<b>Record v. MWC</b>	<b>1-1</b>
Florida	2-3	Oregon St.	1-0	Syracuse	1-0	Chattanooga	1-0
Georgia	2-2	Stanford	1-0	Wake Forest	0-1	The Citadel	1-0
Kentucky	1-1	UCLA	0-1	<b>VS. ACC</b>	<b>4-1</b>	<b>VS. Southern Conference</b>	<b>2-0</b>
LSU	0-3	Utah	1-0	LA Tech	2-0	Northwestern LA	3-0
Mississippi State	3-4	<b>VS. Pac-12</b>	<b>6-1</b>	Rice	1-0	Southeastern LA	1-0
Missouri	1-3	Oklahoma	1-0	Southern Miss	1-0	<b>VS. Southland</b>	<b>4-0</b>
Ole Miss	4-0	Texas	1-0	<b>VS. C-USA</b>	<b>4-0</b>	Georgia Southern	1-0
South Carolina	0-0	<b>VS. Big-12</b>	<b>2-0</b>	BYU	1-0	Troy	0-1
Tennessee	1-1	Memphis	3-0	Notre Dame	0-2	<b>VS. Sun Belt</b>	<b>1-1</b>
Texas A&M	3-1	UCF	1-0	<b>VS. Independent</b>	<b>1-2</b>		
Vanderbilt	3-2	<b>VS. AAC</b>	<b>4-0</b>				
<b>VS. SEC</b>	<b>28-32</b>						

## TRACKING THE TIGERS

WEEK	AP	COACHES	CFP
Preseason	6	5	--
Week 2	6	6	--
Week 3	6	5	--
Week 4	20	17	--
Week 5	17	16	--
Week 6	RV	RV	--
Week 7	-	RV	--
Week 8	-	-	--
Week 9	-	-	--
Week 10	-	-	--
Week 11	-	-	--
Week 12	-	-	--
Week 13	-	-	--
Week 14	-	-	--
Week 15	-	-	--

## AMWAY COACHES POLL

RK.	TEAM	REC.	POINTS	PREV
1	Clemson (52)	5-0	1540	1
2	Alabama (8)	4-0	1494	2
3	Notre Dame	4-0	1351	4
4	Georgia	3-1	1295	3
5	Ohio State (2)	0-0	1254	5
6	Oklahoma St.	3-0	1149	7
7	Penn State	0-0	1059	8
8	Florida	2-1	1002	9
9	Texas A&M	3-1	1001	11
10	Cincinnati	3-0	989	10
11	Miami	4-1	890	12
11	BYU	5-0	890	13
13	North Carolina	3-1	725	6
14	Wisconsin	0-0	698	15
15	Oregon	0-0	683	16
16	SMU	5-0	618	18
17	Michigan	0-0	507	19
18	Iowa State	3-1	485	20
19	Kansas State	3-1	395	22
20	Virginia Tech	3-1	373	23
21	Minnesota	0-0	209	25
22	NC State	4-1	200	NR
23	USC	0-0	186	24
24	Coastal Carolina	4-0	150	NR
25	Marshall	4-0	139	NR

## AP POLL

RK.	TEAM	POINTS	REC.	PREV
1	Clemson (54)	1542	5-0	1
2	Alabama (8)	1494	4-0	2
3	Notre Dame	1337	4-0	4
4	Georgia	1300	3-1	3
5	Ohio State	1223	0-0	6
6	Oklahoma State	1137	3-0	7
7	Texas A&M	1054	3-1	11
8	Penn State	1033	0-0	9
9	Cincinnati	1028	3-0	8
10	Florida	942	2-1	10
11	Miami	887	4-1	13
12	BYU	875	5-0	14
13	Oregon	841	0-0	12
14	Wisconsin	677	0-0	16
14	North Carolina	677	3-1	5
16	SMU	638	5-0	17
17	Iowa State	511	3-1	20
18	Michigan	489	0-0	19
19	Virginia Tech	420	3-1	23
20	Kansas State	399	3-1	22
21	Minnesota	234	0-0	24
22	Marshall	227	4-0	NR
23	North Carolina St.	199	4-1	NR
24	USC	192	0-0	25
25	Coastal Carolina	185	4-0	NR

## NOTEBOOK

### LSU vs. South Carolina

- ▶ Saturday's contest will be the 22nd meeting between South Carolina and LSU.
- ▶ The first meeting came in 1930 in Columbia with South Carolina coming out on top 7-5, one of two of South Carolina's wins in the series history.
- ▶ LSU owns a 18-2-1 record against the Gamecocks and have won the last six meetings. The two teams tied in 1995, 20-20 in Columbia.
- ▶ The Tigers dominated the Gamecocks in the last meeting in 2015, coming out on top 45-24 inside Tiger Stadium. That game was originally schedule to be played in Columbia but devastating flooding in the area forced the game to Baton Rouge.
- ▶ The Tigers are 12-1 against the Gamecocks in Baton Rouge, with the only home loss coming in 1994, falling 18-17.
- ▶ This game will be head coach Ed Orgeron's first meeting with the Gamecocks in his career.

### Day Game or Night Game Makes No Difference for LSU

- ▶ LSU's tradition of night games in Tiger Stadium is like none other in college football.
- ▶ But, LSU's recent success in day games in Tiger Stadium has made playing afternoon games in Death Valley more appealing.
- ▶ LSU has won 18 of its last 20 day games in Tiger Stadium, a stretch that goes back to a 16-14 victory over Tennessee on Oct. 2, 2010.
- ▶ Of LSU's 18 wins during this current stretch, 10 have come against Top 25 teams and 17 were over SEC opponents.
- ▶ Since 2000, LSU is 121-20 overall at home, which includes an 92-13 mark at night in Tiger Stadium and a 29-8 record during the day. From 1960-99, LSU posted a 12-19-3 mark in day games in Tiger Stadium.
- ▶ The following is a breakdown of LSU's night record, day record and overall record in Tiger Stadium since 1960:

Decade	Record at Night	Record during the day	Overall Tiger Stadium Record
1960-69	49-5	4-2-1	53-7-1
1970-79	51-12-1	1-2	52-14-1
1980-89	38-16-1	3-5-2	41-21-3
1990-99	31-19	4-10	35-29
2000-09	49-5	11-6	60-11
2010-20	43-7	18-2	58-9
<b>Totals</b>	<b>261-64-2</b>	<b>41-27-3</b>	<b>302-91-5</b>

### LSU Under Louisiana's Own Ed Orgeron

- ▶ In his fourth full season as head coach of the Tigers, Orgeron continues to gain momentum on the field and on the recruiting trail.
- ▶ Orgeron has guided the Tigers to a 41-11 overall mark.
- ▶ He has led the Tigers to five postseason victories - one in the SEC Championship Game, two bowl games and two in the College Football Playoffs.
- ▶ Of LSU's 41 wins under Orgeron, 32 have come by double-figures and 12 have been over Top 10 teams. The 12 Top 10 wins rank as the second-most for an coach in LSU history, trailing only Les Miles who won 16 games over Top 10 opponents in 12 years.
- ▶ Under Orgeron, the Tigers have played 46-of-52 games ranked in the Top 25, including every game in 2018 and 2019.

### LSU at Florida Postponed

- ▶ Last Saturday, the Tigers were scheduled to play Florida in Gainesville but due to positive tests and subsequent quarantining of individuals within the Florida football program, consistent with Southeastern Conference COVID-19 management requirements.
- ▶ The game is tentatively rescheduled for December 12 in Gainesville.

### LSU vs. SEC Eastern Division

- ▶ LSU has won 13 of its last 15 games against SEC Eastern Division foes after falling to Missouri on the road on October 10.
- ▶ Florida and Missouri are the only teams from the eastern division to defeat the Tigers during that stretch as Florida did it in the first week of October in 2018 as well as in November 2016.
- ▶ Prior to the Florida loss in 2016, LSU hadn't dropped a game to a SEC East team since a 44-41 setback at No. 9 Georgia in 2013.
- ▶ Last season, the Tigers defeated Florida in the regular season, 42-26 inside Tiger Stadium, before facing No. 4 Georgia in the SEC Championship. The Tigers took down the Bulldogs, 37-10.

### Consecutive Starts

- ▶ S JaCoby Stevens leads the way in consecutive starts with 22 after the road trip to Missouri.
- ▶ There are only two other players for the Tigers that have made 5 or more consecutive starts in WR Terrace Marshall Jr. (11) and DE Austin Deculus (7).

### Brennan to Marshall in 2020

- ▶ Brennan has made a connection with Marshall in each of the first three games.
- ▶ On the year, they have 21 receptions to go along with 424 yards with an average of 20.2 yards per catch.
- ▶ The two have combined for seven touchdowns and an average of 141.3 yards per game.
- ▶ The two had a career-long pass/reception at Missouri - a 75 yard touchdown - longest TD pass since Burrow-to-Chase vs. TAMU in 2019 (78).

## NOTEBOOK

### LSU To Face Former Assistant For 19th Time on Saturday Against South Carolina

- ▶ LSU will face one of its former assistant coaches for the 19th time on Saturday when the Tigers meet Will Muschamp and the South Carolina Gamecocks.
- ▶ Muschamp served on the LSU staff from 2001-04, holding the position of defensive coordinator for his final three years with the Tigers.
- ▶ LSU is 15-3 all-time against former assistant coaches. The only two former LSU assistants that have beat the Tigers are Will Muschamp (at Florida), Mac Brown (at Texas) and Jimbo Fisher (at A&M).
- ▶ LSU is 13-0 vs. former assistant coaches in Tiger Stadium and 2-3 in games played on the road or at a neutral site.
- ▶ Last year, LSU was 2-0 vs. former assistants, beating Fisher and Texas A&M, 50-7, in Tiger Stadium followed by a 37-10 win over Kirby Smart and Georgia in the SEC Championship Game.
- ▶ Here's a game-by-game look at how LSU has fared against former assistant coaches:

Former Assistant	Team	Year	Results
<b>(4-0 vs. Derek Dooley)</b>			
Derek Dooley	Louisiana Tech	2007	LSU won 58-10 in Tiger Stadium
Derek Dooley	Louisiana Tech	2009	LSU won 24-16 in Tiger Stadium
Derek Dooley	Tennessee	2010	LSU won 16-14 in Tiger Stadium
Derek Dooley	Tennessee	2011	LSU won 38-7 in Knoxville

### (3-1 vs. Mack Brown)

Mack Brown	Tulane	1985	LSU won 31-19 in Tiger Stadium
Mack Brown	Tulane	1986	LSU won 37-17 in Tiger Stadium
Mack Brown	Tulane	1987	LSU won 41-36 at Tiger Stadium
Mack Brown	Texas	2002	Texas won 35-20 in 2003 Cotton Bowl

### (2-1 vs. Will Muschamp)

Will Muschamp	Florida	2011	LSU won 41-11 in Tiger Stadium
Will Muschamp	Florida	2012	Florida won 14-6 in Gainesville
Will Muschamp	Florida	2013	LSU won 17-6 in Tiger Stadium

### (2-0 vs. Kirby Smart)

Kirby Smart	Georgia	2018	LSU won 36-16 in Tiger Stadium
Kirby Smart	Georgia	2019	LSU won 37-10 in SEC Championship Game

### (2-0 vs. Darrel Dickey)

Darrel Dickey	North Texas	1999	LSU won 52-0 in Tiger Stadium
Darrel Dickey	North Texas	2005	LSU won 56-3 in Tiger Stadium

### (1-0 vs. Bradley Dale Peveto)

Bradley Dale Peveto	Northwestern St.	2011	LSU won 49-3 in Tiger Stadium
---------------------	------------------	------	-------------------------------

### (1-1 vs. Jimbo Fisher)

Jimbo Fisher	Texas A&M	2018	A&M won 74-72 (70T) in College Station
Jimbo Fisher	Texas A&M	2019	LSU won 50-7 in Tiger Stadium

### Offense Continues to Shine

- ▶ At Missouri, the Tigers scored 41 points which is the 10th consecutive game of at least 30 points dating back to the Alabama game last season.
- ▶ The Tigers put together 430 passing yards which was the seventh most passing yards in a game in school history.
- ▶ Terrace Marshall Jr. had a total of 235 receiving yards which was the fourth most for a receiver in school history.
- ▶ The Tigers have thrown 300+ yards for 12 consecutive games which is the longest streak in school history.
- ▶ It was the 22nd straight game the Tigers have thrown at least one passing touchdown
- ▶ The Tigers offense is third in the league in scoring offense (38.7 points per game) and second in passing offense (370.7 yard per game).
- ▶ The Tigers rank third in the league in total offense (467.3 yards per game).
- ▶ The Tiger have the fifth best passing efficiency among the league at 154.7.
- ▶ The 41 points scored in the first three quarters at Missouri was the second most in an LSU game through three quarters; last year's Vandy game was most at 59-31.

### Marshall Jr. Consistent on Offense

- ▶ In his 11th consecutive start, Marshall Jr. continued to be consistent for the Tigers, recording three more touchdowns and a career-high 235 yards - the fourth most a Tiger receiver has ever had in a game.
- ▶ His 235 yards was the first 200+ yard receiving game for an LSU receiver since Ja'Marr Chase against Clemson in the Nation Championship last year.
- ▶ With seven touchdowns on the year, Marshall Jr. ranks second in the nation and first among power five teams.
- ▶ His three touchdowns was the seventh game in his career with multiple touchdowns.
- ▶ He picked up a longest touchdown reception in his career - a 75 yard pass from Brennan that gave the Tigers a 37-31 lead. That was the longest passing TD since Burrow-to-Chase vs. TAMU in 2019.
- ▶ He has 20 career touchdowns, seven on the season which is tied for second in the nation.
- ▶ He is second in the league in receiving yards with 141.3 per game and second among power five teams.
- ▶ He ranks second in the SEC in scoring at 14.0 points per game and in scoring TDs with seven.
- ▶ He has caught at least one TD pass in 11 of 15 games that he's started during his career and has six straight games with a TD pass.

## TIGER TRENDS

	2020	Orgeron	Streak
August	0-0	1-0	W1
September	0-1	11-3	L1
October	1-1	13-2	L1
November	0-0	11-5	W4
December-January	0-0	5-1	W4

### LSU's Conference Record...

at home	0-1	12-4	L1
on the road	1-1	12-5	L1

### LSU's Non-Conference Record...

at home	0-0	9-1	W6
on the road	0-0	1-0	W6
neutral	0-0	6-1	W4

### LSU vs. Ranked Opponents...

at home	0-0	6-3	W2
on the road	0-0	6-3	W2
neutral	0-0	6-1	W5

### LSU's Record in Games...

decided by 7 pts or less	0-1	7-4	L1
decided by 3 pts or less	0-0	3-2	W2
Away/neutral during day	0-1	8-3	L1
Away/neutral at night	1-0	12-3	W5
Home during day	0-1	5-2	L1
Home at night	0-0	15-3	W6

### LSU's Record When Scoring...

less than 20 points	0-0	1-7	L1
20+ points	1-2	37-4	L1
30+ points	1-2	37-3	L1

### LSU's Record When Allowing...

14 or fewer points	1-0	18-1	W17
24 or fewer points	1-0	30-5	W18
25+ points	0-2	9-6	L2

### LSU's Record When...

Leading after the 1st qtr	1-0	32-2	W16
Trailing after the 1st qtr	0-1	6-4	L1
Tied after the 1st qtr	0-1	3-4	L1
Leading at halftime	1-0	34-1	W32
Trailing at halftime	0-1	2-8	L4
Tied at halftime	0-1	5-2	L1
Leading after the 3rd qtr	1-1	39-2	L1
Trailing after the 3rd qtr	0-1	2-7	L4
Tied after the 3rd qtr	0-0	0-1	L1

### LSU's Record With...

less than 300 yds total off.	0-0	3-3	L1
300+ yards total offense	1-2	38-8	L1
400+ yards total offense	1-2	32-5	L1
500+ yards total offense	0-0	21-0	W22
600+ yards total offense	0-0	7-0	W21
less than 100 yards rush	0-2	1-4	L2
100+ yards rushing	1-0	40-7	W16
150+ yards rushing	1-0	33-6	W11
200+ yards rushing	0-0	17-2	W4
250+ yards rushing	0-0	10-0	W14
less than 200 yards pass	0-0	8-5	W1
200+ yards passing	1-2	32-6	L1
300+ yards passing	1-2	19-2	L1
350+ yards passing	0-1	14-1	L1
400+ yards passing	0-1	8-1	L1

### LSU's Record When Allowing...

less than 200 total yards	0-0	5-0	W21
less than 300 total yards	1-0	20-2	W15
less than 400 total yards	1-0	33-5	W15
400+ yards total offense	0-2	6-5	L2
less than 100 yards rush	0-1	19-1	L1
100+ yards rush	1-1	19-10	L1
less than 200 yards pass	1-0	21-5	W9
less than 300 yards pass	0-0	33-7	W13
300+ yards pass	0-2	5-2	L2

## HONORS/AWARDS

### Andre Anthony

- LSU Graduate (Sports Administration)

### Jabril Cox

- Bednarik Award
- Preseason Second Team All-SEC (Media)
- North Dakota State Graduate (Psychology)

### Austin Deculus

- Preseason Second Team All-SEC (Coaches)
- Preseason Third Team All-SEC (Media)

### Arik Gilbert

- Preseason Third Team All-SEC (Coaches)
- Preseason Third Team All-SEC (Media)

### Ed Ingram

- Preseason Second Team All-SEC (Coaches)
- Preseason Second Team All-SEC (Media)

### Glen Logan

- Preseason Third Team All-SEC (Coaches)
- Preseason Third Team All-SEC (Media)

### Terrace Marshall Jr.

- Preseason Second Team All-SEC (Coaches)
- Preseason Second Team All-SEC (Media)

### Travez Moore

- LSU Graduate (Interdisciplinary Studies)

### Liam Shanahan

- Harvard Graduate (Economics)
- William V. Campbell Trophy Semifinalist

### JaCoby Stevens

- Bednarik Award
- Nagurski Award
- Wuerffel Award
- Preseason First Team All-SEC (Coaches)
- Preseason First Team All-SEC (Media)

### Derek Stingley

- Walter Camp Preseason All-American
- Hornung Award
- Nagurski Award
- Bednarik Award
- AP Preseason All-America
- Preseason First Team All-SEC (Coaches)
- Preseason Second Team All-SEC (Coaches)
- Preseason First Team All-SEC (Media)
- Preseason Second Team All-SEC (Media)
- Preseason Third Team All-SEC (Media)

### Zach Von Rosenberg

- Third Team All-SEC (Media)
- Roy Guy Punter of the Week (Sept. 29)

### Cade York

- Preseason Second Team All-SEC (Coaches)
- Preseason Second Team All-SEC (Media)

### Brennan Has Career-High Game

- ▶ At Missouri, Brennan recorded a career-high 29-for-48 with a career-high of 430 yards - the first 400+ yard passing game since Joe Burrow in the National Championship last season.
- ▶ He had a career-long 75 yard pass to Terrace Marshall Jr. - which was the longest TD pass since Burrow-to-Chase vs. TAMU in 2019 (78).
- ▶ Against the blitz at Missouri, Brennan was 9-of-15 with 152 yards, two touchdowns and a 133.9 NFL rating.
- ▶ Brennan is 10th in the nation in passing TDs with 11 and is third in the league behind Florida's Kyle Trask (14).
- ▶ Brennan now has a total of 1,112 passing yards on the year and second in the league and third in the nation with 370.7 passing yards per game.
- ▶ Against the blitz this season, Brennan is 20-of-37 with 338 yards, 4 TDs, 1 interceptions, 110.0 NFL rating and 75.9% adjusted completions.
- ▶ Brennan ranks third in total offense (324.0) and fifth in passing efficiency (149.9) in the SEC.
- ▶ Brennan is one of the highest graded QBs in the country at 88.7 with Mac Jones from Alabama.

### Recovering Fumbles

- ▶ The Tigers forced four fumbles at Missouri and recovered three which was the most in the Coach Orgeron era.
- ▶ Quentin Skinner, Ali Gaye and Jabril Cox all recovered their first fumbles as a Tiger. It was Cox's fourth in his career.
- ▶ Bj Ojuluri and Racey McMath forced their first fumbles in their careers.
- ▶ The Tigers lead the league in turnover margin at +6 with two per game.

### Arik Gilbert Shines at Missouri

- ▶ Gilbert made his third consecutive start and finished with a career-high total of 97 yards with 84 coming in the first half and a career-high six receptions.
- ▶ He recorded his second touchdown of his career on a career-long reception of 25 yards.
- ▶ Had a 20-yard reception for the Tigers on their first possession of the game.
- ▶ He has 14 receptions on 18 targets this season with 177 yards and two TDs.

### Clark/Stevens/Cox Leads Defense

- ▶ Damone Clark leads the defense with 23 total tackles on the year. He led the Tigers at Missouri with nine tackles, including one for loss.
- ▶ Clark has a total of 2.5 tackles for a loss of 12 yards to go along with one sack.
- ▶ S JaCoby Stevens finished with five tackles at Missouri.
- ▶ Stevens had his best game of the season at Vanderbilt, recording 11 total tackles, which was his third game in his career with 10 or more tackles.
- ▶ Jabril Cox had eight tackles at Missouri which was second on the team.
- ▶ Cox is fourth among the league in tackles for loss with four.

### Gaye Puts the Pressure On

- ▶ DE Ali Gaye added one more pressure at Missouri. He now has 16 on the year, which leads the SEC according to Pro Football Focus.
- ▶ He opened the season with three tackles, one sack for a 7-yard loss, another tackle for a 3-yard loss and batted down three passes in his LSU debut against Mississippi State.
- ▶ Gaye ranks third in the league in tackles for loss with five.

### Tigers See First Time Action, First Career Starts

- ▶ A total of 20 players have seen first time action this season with a total of 14 making their first career starts in the first two games.
- ▶ 14 Tigers made their first appearance on the field in the season opener against Mississippi State and 10 Tigers made their first career start.
- ▶ Kayshon Boutte, Myles Brennan, Jabril Cox, Darren Evans, Joseph Evans, Ali Gaye, Arik Gilbert, Racy McMath, Eli Ricks and Liam Shanahan all made their first career starts in a LSU uniform in the season opener.
- ▶ At Vanderbilt, four more Tigers saw their first action as Tigers - LG Marlon Martinez, DT Jaquelin Ron, TE Kole Taylo and WR Alex Adams.
- ▶ Five more Tigers also made their first career starts at Vanderbilt in a Tiger uniform - WR Jontre Kirklin, LT Cameron Wire, RB Tyrion Davis-Price and DT Siaki Ika.
- ▶ At Missouri, LB Antoine Sampah and CB Dwight McGlothorn (true freshmen) saw his first action as a Tiger.

### Von Rosenberg Moves Up in LSU Punting Ranks

- ▶ Zach Von Rosenberg, the second oldest college football player in the country at the age of 30, added five more punts to his resume against Missouri. He picked up a 60-yard punt and had three inside the 20.
- ▶ Von Rosenberg ranks second in program history in career average (44.2 yards per punt), sixth in total career yards (6,584) and ninth in total career punts (149).
- ▶ After Mississippi State, he earned the Ray Guy Punter of the Week on Tuesday after averaging 49.4 yards per punt with a long of 58 yards. He had five punch down inside the 20-yard line and three punts over 50 yards against the Bulldogs
- ▶ With his 46.7 yards per punt, he ranks fourth among the SEC.

### York on Field Goals and PATs

- ▶ Cade York added two more field goals at Missouri.
- ▶ He is now 6-of-7 on field goals for the year, which leads the league, and is 14-of-14 on PATs which ranks tied for first in the league.
- ▶ With 185 career points, York moves in to the Top 10 in LSU ranks in total points by a kicker at No. 10.
- ▶ He has made 57 consecutive PATs which ranks him sixth in LSU history in consecutive PAT kicks made. Last PAT missed was at Alabama in 2019.
- ▶ York is 6-of-7 in 50+ yard field goal in his career, including a school-record six-straight.
- ▶ He is the only player in school history to make multiple 50+ yard field goals in the same game (11/30/19)



vs. TAMU, 51 and 50.)

- ▶ His only miss in 2020 was the blocked FG last Saturday at Missouri.

### Kirklin and Davis-Price Make Most of First Career Starts

- ▶ WR Jontre Kirklin made his first career start for the Tigers at Vanderbilt and recorded his first career touchdown - a 38 yard pass from Brennan to give the Tigers' their first score of the game.
- ▶ His second touchdown of the game came in the third quarter - a 29 yard pass from Brennan that extended the lead to 34-7.
- ▶ He finished the game with three receptions for 65 yards with a long of 29.
- ▶ RB Davis-Price also made his first career start at Vanderbilt and notched 28 yards on eight carries.
- ▶ He averaged 3.6 yards per carry and had a long of seven.

### Stingley Makes His Return

- ▶ After sitting out week one due to an illness not related to COVID-19, Derek Stingley Jr. made his return at Vanderbilt.
- ▶ He tied a career-high in tackles with six and returned three punts for a total of 92 yards, including a long of 48.
- ▶ At Missouri, Stingley picked up five total tackles to bring his total to 11 on the year.

### Cox Makes Immediate Impact

- ▶ LB Jabril Cox made an immediate impact in the Tigers' season opener against Mississippi State.
- ▶ He picked up his first interception as a Tiger and seventh in his career - a 14-yard interception that resulted in a touchdown to give the Tigers their first score of the game and a 7-3 lead in the second quarter.
- ▶ It was his third TD of his career - he returned two interceptions for touchdowns at North Dakota State (both coming in 2018).
- ▶ The last time an LSU player returned an interception for a touchdown was Jacob Phillips vs. Miami (Sept. 2, 2018) for 45 yards.

### Ricks, Harris Jr. Record Interceptions

- ▶ CB Eli Ricks and Todd Harris Jr. both recorded interceptions at Vanderbilt.
- ▶ It was the second straight game that Ricks recorded an interception.
- ▶ Harris' interception was his second in his career and he returned it for 21 yards.

### Emery Jr. Steps Up Rushing Game

- ▶ John Emery Jr. led the Tigers against Vanderbilt in rushing, tallying 105 yards on 12 carries, the first 100 yard individual rusher of the season for the Tigers.
- ▶ His 105 yards was a career high, besting his previous of 51 set at Vanderbilt last season.
- ▶ He recorded his fifth career rushing TD against the Commodores - a 12 yard run that extended the Tigers' lead to 41-7. He averaged 11.5 yards per carry and had a long of 17.
- ▶ He also had three receptions for 21 yards with a long of 11 yards and an average of seven yards per game.

### Brennan Dominates Second Outing of Season

- ▶ QB Myles Brennan dominated in his second career start for the Tigers, putting up 337 passing yards - his second consecutive game with 300 or more passing yards.
- ▶ He is the first player in LSU history to throw 300 or more yards in first two starts.
- ▶ This year is the first time in school history LSU has had a 300-yard passer in each of the first two games of a season. Brennan opened season with 345 passing yards against Mississippi State and then followed that with 337 yards against Vanderbilt.
- ▶ He was 23-of-37 with four passing TDs with a long of 51-yards to Terrace Marshall Jr. to end the first half against Vanderbilt.

### Brennan's First Two Starts Among LSU QB History

- ▶ Below is how Myles Brennan's first two starts rank in school history among QB's w/ 2+ starts since 1957

Rank	Category
1st	Yards (682)
1st	Completions (50)
1st	TD Passes (7)
3rd	Attempts (83) - Leaders: Davey (94), Booty (87)

### Another LSU Game Impacted Due to Weather

- ▶ For the fifth time since 2015, LSU had a football game impacted by weather as last Saturday's game was moved to Columbia, Mo., due to Hurricane Delta. LSU and Missouri were scheduled to play at 8 p.m. CT on ESPN before Hurricane Delta forced the contest to be moved to Missouri.
- ▶ It was the LSU's first-ever game at Missouri in football and the first time the Tigers played in the state of Missouri.
- ▶ In 2017, LSU's season-opener against BYU was moved from Houston and NRG Stadium to the Louisiana Superdome due to flooding following Hurricane Harvey.
- ▶ In 2016, LSU's game against Florida was moved from Gainesville to Baton Rouge due to Hurricane Matthew. The 2016 Florida game, originally scheduled for October 8 was postponed indefinitely, before an agreement was reached by both schools to move the contest to Baton Rouge on November 19.
- ▶ This time, Hurricane Matthew forced the postponement of the game, as the agreement meant that LSU's opponent that day (South Alabama) and Florida's opponent (Presbyterian) were bought out to allow the game to happen.
- ▶ In 2015, LSU's home-opener against McNeese State was canceled just four minutes into the contest because of lightning. Then, in week 5, horrific flooding in the state of South Carolina forced LSU to host the Gamecocks in Tiger Stadium in a contest that was originally scheduled to be played in Columbia.
- ▶ The following is a look at some other notable weather-impacted LSU games through the years:

Date	Game	Impact	Weather Issue
Dec. 5, 1964	vs. Florida	Game moved from Oct. 3 to Dec. 5	Hurricane Hilda

## ORGERON'S CAREER DRAFT PICKS

### MIAMI

Bill Hawkins	DE	1989	1	21	Rams
Eric Smith	DE	1989	12	19	Giants
Cortez Kennedy	DT	1990	1	3	Seahawks
Jimmie Jones	DT	1990	3	11	Cowboys
Willis Peguese	DE	1990	3	19	Oilers
Greg Mark	DE	1990	3	26	Giants
Russell Maryland	DT	1991	1	1	Cowboys
Shane Curry	DE	1991	2	13	Colts
Anthony Hamlet	DE	1992	10	11	Seahawks
Darren Krein	DE	1994	5	19	Chargers

### Syracuse

Antonio Anderson	DT	1997	4	5	Dallas
Eric Downing	DT	2001	3	13	Kansas City

### USC

Ennis Davis	DT	2001	7	21	Saints
Kenechi Udeze	DE	2004	1	20	Vikings
Mike Patterson	DT	2005	1	31	Eagles
Shaun Cody	DT	2005	2	5	Lions
Frostee Rucker	DE	2006	3	27	Bengals
LaJuan Ramsey	DT	2006	6	35	Eagles

### OLE MISS

Tre' Stallings	OG	2006	6	186	Chiefs
Patrick Willis	LB	2007	1	11	49ers
Trumaine McBride	CB	2007	7	221	Bears
Michael Oher	OT	2009	1	23	Ravens
Peria Jerry	DT	2009	1	24	Falcons
Mike Wallace	WR	2009	3	84	Steelers
Jamarca Sanford	DB	2009	7	221	Vikings
Dexter McCluster	RB	2010	2	36	Chiefs
John Jerry	OT	2010	3	73	Dolphins
Kendrick Lewis	S	2010	5	136	Chiefs
Greg Hardy	DE	2010	6	175	Panthers
Jerrell Powe	DT	2011	6	199	Chiefs

### TENNESSEE

Dan Williams	DT	2010	1	26	Cardinals
Jurrell Casey	DT	2011	3	77	Titans

### USC

Nick Perry	DE	2012	1	28	Packers
T.J. McDonald	S	2013	3	71	Rams
Marqis Lee	WR	2014	2	39	Jaguars
Marcus Martin	C	2014	3	39	49ers
Devon Kennard	LB	2014	5	174	Giants
Leonard Williams	DE	2015	1	6	Jets
Nelson Agholor	WR	2015	1	20	Eagles
Josh Shaw	CB	2015	4	120	Bengals
Javorius Allen	RB	2015	4	125	Ravens
Hayes Pullard	TE	2015	6	198	Browns
Randall Telfer	LB	2015	7	219	Browns
Su'a Cravens	LB	2016	2	53	Redskin
Max Tuerk	C	2016	3	66	Chargers
Cody Kessler	QB	2016	3	93	Browns
Kevon Seymour	CB	2016	6	218	Bills
Zach Banner	OG	2017	4	137	Colts
Leon McQuay	S	2017	6	218	Chiefs

### LSU

Leonard Fournette	RB	2017	1	4	Jaguars
Jamal Adams	DB	2017	1	6	Jets
Tre' Davious White	DB	2017	1	27	Bills
Ethan Pocic	C	2017	2	58	Seahawks
Duke Riley	LB	2017	3	75	Falcons
Kendell Beckwith	LB	2017	3	107	Buccaneers
Davon Godchaux	DT	2017	5	178	Dolphins
Malachi Dupre	WR	2017	7	247	Packers
Donte Jackson	DB	2018	2	55	Panthers
Derrius Guice	RB	2018	2	59	Redskins
DJ Chark	WR	2018	2	61	Jaguars
Arden Key	DE	2018	3	87	Raiders
Russell Gage	WR	2018	6	194	Falcons
Danny Etling	QB	2018	7	219	Patriots
Will Clapp	C	2018	7	245	Saints
Devin White	LB	2019	1	5	Buccaneers
Greedy Williams	DB	2019	2	46	Browns
Foster Moreau	TE	2019	4	137	Raiders

Sept. 10, 2005	vs. Arizona State	Game moved from Baton Rouge to Tempe, AZ	Hurricane Katrina
Sept. 26, 2005	vs. Tennessee	Game moved from Saturday to Monday	Hurricane Rita
Oct. 29, 2005	vs. North Texas	Game moved from Sept. 3	Hurricane Katrina
Aug. 30, 2008	vs. Appalachian State	Game moved from 4 p.m. to 10 a.m. CT	Hurricane Gustav
Nov. 15, 2008	vs. Troy	Game moved from Sept. 6 (open date)	Hurricane Gustav
Sept. 5, 2015	vs. McNeese	Game canceled due to nearly 4-hour lightning delay	
Oct. 10, 2015	vs. South Carolina	Game moved from Columbia, S.C. to Baton Rouge	Flooding
Oct. 8, 2016	at Florida	Game moved from Oct. 8 to Nov. 19 to Baton Rouge	Hurricane Matthew
Sept. 2, 2017	vs. BYU	Game moved from Houston to New Orleans	Hurricane Harvey
Oct. 10, 2020	vs. Missouri	Game moved from Baton Rouge to Columbia, Mo.	Hurricane Delta

### Three True Freshmen Make Debut

- ▶ Freshmen TE Arik Gilbert, WR Kayshon Boutte and DB Eli Ricks all made their LSU debut on Saturday versus Mississippi State.
- ▶ Gilbert's first career touchdown came in the second quarter, a 2-yard pass from Myles Brennan that gave the Tigers a 14-10 lead.
- ▶ Gilbert finished the game with four receptions for 37 yards, averaging 9.3 yards per catch.
- ▶ Ricks recorded his first career interception to start the fourth quarter against State which ultimately led to a touchdown for the Tigers.
- ▶ Ricks picked up four tackles and a pass break up in his debut.
- ▶ A total of seven true freshmen saw action, including LB Josh White, WR Koy Moore, LB BJ Ojulari and S Jordan Toles.

### LSU Is 84-0 When Rushing For 100 Yards and Holding Opponents To Less Than 100 Yards

- ▶ In the last 184 games, LSU's success is easy to predict when it comes to net rushing yards. Get to 100 yards rushing and LSU will more than likely win as the Tigers are 149-22 when that happens.
- ▶ Hold the opponent to fewer than 100 yards and the Tigers are 86-6.
- ▶ An even more telling stat is that when LSU rushes for 100-plus yards and holds the opponents to fewer than 100 yards, the Tigers are 84-0.
- ▶ The following is a look at LSU's rushing numbers and have the Tigers have fared in those games:

Year	LSU 100+	LSU 100-	Opp 100+	Opp 100-	LSU 100+/Opp 100-
2005	10-0	1-2	3-1	8-1	7-0
2006	10-0	1-2	5-0	6-2	6-0
2007	11-2	1-0	3-2	9-0	8-0
2008	8-3	0-2	2-5	6-0	6-0
2009	8-0	1-4	7-4	2-0	2-0
2010	11-2	0-0	7-1	5-0	5-0
2011	13-0	0-1	4-1	9-0	9-0
2012	9-1	1-2	4-2	6-1	6-0
2013	10-1	0-2	6-3	4-0	4-0
2014	8-3	0-2	4-4	4-1	4-0
2015	9-1	0-2	3-3	6-0	6-0
2016	8-3	0-1	3-4	5-0	5-0
2017	9-4	0-0	4-4	5-0	5-0
2018	10-2	0-1	5-3	5-0	5-0
2019	14-0	1-0	9-0	6-0	6-0
2020	1-0	0-2	1-1	0-1	0-0
<b>Totals</b>	<b>149-22</b>	<b>6-23</b>	<b>70-38</b>	<b>86-6</b>	<b>84-0</b>

### Brennan Puts Up Career-Highs in First Career Start

- ▶ QB Myles Brennan made his first career start for the Tigers against Mississippi State. He finished the game with a career-high 345 yards on a career-high 27 completions.
- ▶ Brennan's completions (27), attempts (46) and passing yards (345) were the most for a first-time starter in LSU history.
- ▶ All three of Brennan's touchdowns came through the air. His first touchdown in his first start came in the second quarter, a 2-yard pass to freshman Arik Gilbert.
- ▶ His second touchdown of the game was a 37-yard pass to Terrace Marshall Jr. in the third quarter. His third TD of the game and fifth of his career was another 33-yard pass to Marshall Jr. in the fourth quarter.
- ▶ Below is a list of LSU QB's passer ratings in their first start and first SEC start (Matt Mauck to Myles Brennan):

Name	First Start Passer Rating	First SEC Start Passer Rating
Myles Brennan	134.5 (27-46, 345 yds, 3 TDs, 1 INT)	134.5 (27-46, 345 yds, 3 TDs, 1 INT)
Joe Burrow	94.8 (11-24, 140 yds, 0 TD)	115.5 (15-34, 249 yds, 1 TD)
Danny Etling	134.5 (19-30, 215 yds, 1 TD)	134.5 (19-30, 215 yds, 1 TD)
Brandon Harris	56.2 (3-14, 58 yds, 0 TD)	56.2 (3-14, 58 yds, 0 TD)
Anthony Jennings	62.6 (7-19, 82 yds, 1 INT)	100.7 (13-26, 157 yds)
Zach Mettenberger	140.1 (19-26, 192 yds, 1 TD, 1 INT)	108.1 (15-27, 169 yds)
Jordan Jefferson	131.5 (9-21, 143 yds, 2 TD)	131.5 (9-21, 143 yds, 2 TD)
Jarrett Lee	164.9 (18-27, 261 yds, 2 TD, 1 INT)	164.9 (18-27, 261 yds, 2 TD, 1 INT)
Matt Flynn	163.9 (13-22, 196 yds, 2 TD)	154.5 (12-19, 128 yds, 2 TD)
Jamarcus Russell	67.0 (6-10, 56 yds, 0 TD, 2 INT)	67.0 (6-10, 56 yds, 0 TD, 2 INT)
Marcus Randall	119.0 (12-23, 183 yds, 0 TD)	119.0 (12-23, 183 yds, 0 TD)
Matt Mauck	69.3 (15-35, 134 yds, 0 TD, 1 INT)	97.2 (4-12, 52 yds, 1 TD)

### 2019: A Recap

- ▶ LSU is coming off the most dominant season in college football history, as the Tigers went 15-0, the first 15-0 record in the history of the SEC.
- ▶ The Tigers posted a 13-0 mark and outscored opponents 621-275 in the regular season.
- ▶ LSU blew through the College Football Playoffs, beating No. 4 Oklahoma, 63-28, and then claimed the school's fourth national title with a 42-25 win over No. 2 Clemson in the national championship game.
- ▶ LSU went 8-0 in SEC play during the regular season, winning six of eight games by at least two touchdowns.

## ORGERON'S CAREER DRAFT PICKS

Name	Pos	Year	Pick	Team	
Joe Burrow	QB	2019	1	1	Bengals
K'Lavon Chaisson	OLB	2019	1	20	Jaguars
Justin Jefferson	WR	2019	1	22	Vikings
Patrick Queen	ILB	2019	1	28	Ravens
Clyde Edwards-Helaire	RB	2019	1	32	Chiefs
Grant Delpit	S	2019	2	44	Browns
Kristian Fulton	CB	2019	2	61	Titans
Damien Lewis	OG	2019	3	69	Seahawks
Lloyd Cushenberry C	CB	2019	3	83	Broncos
Jacob Phillips	ILB	2019	3	97	Browns
Saadq Charles	OT	2019	4	108	Redskins
Rashard Lawrence	DT	2019	4	131	Cardinals
Blake Ferguson	LS	2019	6	185	Dolphins
Stephen Sullivan	TE	2019	7	25	Seahawks

## FUTURE FOOTBALL SCHEDULE

### 2021 LSU Football Schedule

Sept. 4	at UCLA
Sept. 11	MCNEESE STATE
Sept. 25	CENTRAL MICHIGAN
Oct. 9	UL-MONROE

### 2022 LSU Football Schedule

Sept. 4	vs. Florida St. (New Orleans)
Sept. 10	SOUTHERN
Sept. 24	NEW MEXICO

### 2023 LSU Football Schedule

Sept. 3	vs. Florida St. (Orlando)
Sept. 9	GRAMBLING
Oct. 21	ARMY
Nov. 18	GEORGIA ST.

### 2024 LSU Football Schedule

Aug. 31	UCLA
Sept. 7	RICE
Sept. 28	SOUTH ALABAMA

### 2025 LSU Football Schedule

Aug. 30	at Clemson
Nov. 22	WESTERN KENTUCKY

### 2026 LSU Football Schedule

Sept. 5	CLEMSON
---------	---------

### 2027 LSU Football Schedule

Sept. 18	at Oklahoma
----------	-------------

### 2028 LSU Football Schedule

Sept. 9	OKLAHOMA
---------	----------

### 2029 LSU Football Schedule

Sept. 8	ARIZONA STATE
---------	---------------

### 2030 LSU Football Schedule

Sept. 7	at Arizona State
---------	------------------

Home games in ALL CAPS

- ▶ The Tigers captured their 12th SEC title with a 37-10 win over No. 3 Georgia in the SEC Championship game in Atlanta.
- ▶ LSU trailed in only six games all season, just twice in the second half and never in the fourth quarter.
- ▶ Joe Burrow set nearly every LSU and SEC single-season pass record as the Tigers led the nation in points per game (48.4) and yards per game (568.4) – both school records.
- ▶ Burrow was named National Player of the Year and the 2019 Heisman Trophy award winner. LSU also produced the Biletnikoff Award (J'Marr Chase) and the Jim Thorpe Award (Grant Delpit).
- ▶ The Tigers set a school-record with five first team All-America selections in 2019 (Burrow, Chase, Delpit, Lewis, and Derek Stingley Jr.)
- ▶ The Tigers capped the 2019 season by setting an SEC record with first players elected in the first round of the 2020 NFL Draft, led by Burrow who was picked No. 1 overall by the Bengals.

#### Curry and Clark Wear No. 18 Jerseys for 2020

- ▶ Sophomore running back Chris Curry and junior linebacker Damone Clark will wear the coveted No. 18 jersey for the Tigers this year as Orgeron announced Friday, September 18.
- ▶ Curry, who is in his third year with the Tigers, has patiently waited his turn in what has been an loaded LSU backfield since his arrival on campus in 2018. Curry, a redshirt sophomore from Lehigh High School in Lehigh Acres, Fla., has played in 18 games with one start during his career.
- ▶ His lone start came in LSU's national semifinal win over Oklahoma in the 2019 Peach Bowl as he filled in for an injured Clyde Edwards-Helaire and rushed for 90 yards on 16 carries in helping the Tigers to a 63-28 win over the Sooners.
- ▶ Clark, a native of Baton Rouge and a product of Southern Lab, has played in 29 games with four starts during his career. Clark, who will start at middle linebacker for LSU in 2020, has 62 career tackles to go with 5.0 tackles for loss and 4.5 sacks.
- ▶ Both players now join an elite group of No. 18s at LSU, a tradition that was born in 2003 when quarterback Matt Mauck led the Tigers to their first national title in football since 1958. Mauck's No. 18 became synonymous with success – both on and off the field – as well as a selfless attitude that has become the epitome of being an LSU football player.

- ▶ Here is a look at the players to wear No. 18:

Years	Player	Position
2003	Matt Mauck	QB
2004-07	Jacob Hester	RB
2008-09	Richard Dickson	TE
2010	Richard Murphy	RB
2011	Brandon Taylor	S
2012	Bennie Logan	DT
2013	Lamin Barrow	LB
2014	Terrence Magee	RB
2015-16	Tre'Davious White	CB
2017	Christian LaCouture	DL
2017	John David Moore	FB/TE
2018	Foster Moreau	TE
2019	Lloyd Cushenberry III	C
2019	K'Lavon Chaisson	LB
2020	Chris Curry	RB
2020	Damone Clark	LB

#### LSU Goes Into 2020 Riding Streak of 20 Consecutive Years With At Least 8 Wins

- ▶ LSU goes into the 2020 season having won at least 8 games for 20 consecutive years, which ties with Oklahoma as the second-longest active streak among FBS teams.
- ▶ Boise State's active streak of 21 straight years with 8 or more wins is the longest among FBS teams
- ▶ LSU's current streak of seasons with at least 8 wins dates back to 2000 when the Tigers posted an 8-4 overall mark.
- ▶ LSU's streak of seasons with at least 8 wins also ranks as the longest of its kind in the history of the SEC, bettering Tennessee 16 (1989-2004); Florida 14 (1990-2003); Georgia 13 (1997-2009); and Alabama 13 (1971-83).

#### Senior Stevens to Don No. 7 in 2020

- ▶ Senior safety Jacoby Stevens has been awarded the No. 7 jersey for LSU in 2020, head coach Ed Orgeron announced to the team on Friday, September 18.
- ▶ Stevens, a preseason All-Southeastern Conference selection and a three-time winner of SEC Defensive Player of the Week in 2019, is the undisputed leader of the Tigers – both on and off the field. Stevens, who is LSU's nominee for the Good Works Team and the Wuerffel Award this year, is a playmaker on the field, on pace to graduate with his degree in December and is active in many community service endeavors off the field.
- ▶ Stevens said he wore No. 7 on his high school football team and while playing AAU Basketball. Stevens said the No. 7 has always been his favorite number because of former LSU All-America Patrick Peterson.

#### LSU'S Liam Shanahan Named Semifinalist for Campbell Trophy

- ▶ LSU senior center Liam Shanahan has been named a semifinalist for the 2020 William V. Campbell Trophy, the National Football Foundation announced on Thursday.
- ▶ Celebrating its 31st year, the award recognizes an individual as the absolute best football scholar-athlete in the nation for his combined academic success, football performance and exemplary leadership. The NFF will announce 12-to-14 finalists in November, and each of them will receive an \$18,000 postgraduate scholarship as a member of the 2020 NFF National Scholar-Athlete Class Presented by Fidelity Investments. Later this year, one member of the class will be declared as the winner of the 31st Campbell Trophy® Presented by Mazda, having his postgraduate scholarship increased to \$25,000 and receiving his own 25-pound-bronze version of the iconic statue.
- ▶ Shanahan is in his first year at LSU after transferring from Harvard, where he spent three years as a starting offensive lineman for the Crimson. Shanahan, who started at center in LSU's season-opener against Mississippi State, graduated from Harvard with a 3.6 grade point average in Economics. He earned a minor in Celtic Languages and Literature. Shanahan is pursuing a Master's in Business Administration at LSU.

## #NFLSU

Jamal Adams	S	SEA
Kwon Alexander	LB	SF
John Battle***	S	PIT
Odell Beckham Jr.	WR	CLE
Kendell Beckwith^	LB	
Alfred Blue^	RB	
Tashawn Bower***	DE	NE
Michael Brockers	DT	LAR
Joe Burrow	QB	CIN
K'Lavon Chaisson	OLB	JAX
DJ Chark	WR	JAX
Morris Claiborne^	CB	
Will Clapp^	C	
La'el Collins**	OT	DAL
Lloyd Cushenberry	C	DEN
Grant Delpit**	S	CLE
Derrick Dillon***	WR	NYG
Michael Divinity^	LB	
Clyde Edwards-Helaire	RB	KC
Danny Etling***	QB	SEA
Breiden Fehoko***	DT	LAC
Blake Ferguson	LS	MIA
Reid Ferguson	LS	BUF
Leonard Fournette	RB	JAX
Kristian Fulton	CB	TEN
Russell Gage	WR	ATL
Davon Godchaux	DT	MIA
Dillon Gordon^	OT	
Cyril Grayson***	WR	TAM
Derrius Guice^	RB	
Jerald Hawkins	OT	PIT
Frank Herron***	DL	DET
Jeremy Hill^	RB	
Danielle Hunter**	DE	MIN
Donte Jackson	CB	CAR
Justin Jefferson	WR	MIN
Deion Jones	LB	ATL
Arden Key	DE	LV
Jarvis Landry	WR	CLE
Rashard Lawrence	DT	ARI
Damien Lewis	OG	SEA
Tyrann Mathieu	DB	KC
Adrian Magee^	OL	
Jalen Mills	FS	PHI
Barkevious Mingo	LB	CHI
Kevin Minter	LB	TAM
Foster Moreau	TE	LV
Thaddeus Moss**	TE	WAS
Patrick Peterson	CB/RS	ARI
Jacob Phillips	LB	CLE
Ethan Pocic	C	SEA
Patrick Queen	LB	BAL
Eric Reid^	S	
Duke Riley	LB	PHI
Rashard Robinson***	CB	DAL
Russell Shepard^	S	
Stephen Sullivan***	TE	SEA
Corey Thompson^	LB	
Kevin Toliver II	DB	DEN
Badara Traore***	OT	CHI
Trai Turner	OG	LAC
Spencer Ware^	RB	
Devin White	LB	TAM
Tre'Davious White	CB	BUF
Andrew Whitworth	OT	LAR
Darrel Williams	RB	KC
Greedy Williams	CB	CLE
Al Woods**	DT	JAX

- ▶ While at Harvard, Shanahan earned first team All-Ivy League honors in 2018 and 2019 as well as being named to the All-Ivy Academic Team in 2019. He was also named to the National Football Foundation Hampshire Honor Society last spring. He capped his career at Harvard by starting 30 consecutive games on the offensive line.
- ▶ Former Tiger Rudy Niswanger was named the winner of the Campbell Trophy in 2005. Other LSU players that have received the prestigious NFF National Scholar-Athlete Award include: offensive guard Rodney Reed (2003), linebacker Bradie James (2002), punter Chad Kessler (1997), quarterback Sol Graves (1990), center Nacho Albergamo (1987), cornerback James Britt (1982) and offensive tackle Robert Dugas (1978).

#### Most True Freshmen Starters by Year Since 2005

2017	8 (Tory Carter, K'Lavon Chaisson, Saahdiq Charles, Grant Delpit, Ed Ingram, JaCoby Stevens, Tyler Taylor, Kary Vincent Jr.)
2015:	7 (Arden Key, Donte Jackson, Foster Moreau, Bry'Kiethon Mouton, Maea Teuhema, Kevin Toliver II, Toby Weathersby)
2014:	6 (Jamal Adams, Malachi Dupre, Leonard Fournette, Davon Godchaux, Brandon Harris, Trey Quinn)
2012:	6 (Kwon Alexander, Vadal Alexander, Reid Ferguson, Jeremy Hill, Lamar Louis, Jalen Mills)
2013:	5 (Rickey Jefferson, Anthony Jennings, Ethan Pocic, Rashard Robinson, Tre'Davious White)
2019:	4 (Derek Stingley Jr., Joseph Evans, Cordale Flott, Mo Hampton Jr.)
2018	4 (Terrace Marshall Jr., Ja'Marr Chase, Micah Baskerville, Chasen Hines)
2006:	4 (Jacob Cutrera, Richard Dickson, Charles Scott, Keiland Williams)
2010:	3 (Alfred Blue, Tyrann Mathieu, Eric Reid)
2020:	3 (Arik Gilbert, Kayshon Boutte, Eli Ricks)
2011:	2 (Odell Beckham Jr., Jarvis Landry)
2007:	2 (Drake Nevis, Terrence Toliver)
2008:	2 (Jordan Jefferson, Patrick Peterson)
2009:	2 (Dominique Allen, Rueben Randle)
2016	1 (Dee Anderson)

#### Football Program Earned Victory Number 800 in 2019

- ▶ With its win over Northwestern State on September 14, 2019, the LSU football program became the 12th FBS school to reach the 800-win milestone.
- ▶ With an overall record of 812-415-47, the LSU Football program ranks 12th amongst FBS programs for all-time wins.

#### 1,000-Yard Rushing Streak Reaches 7 Years

- ▶ LSU goes into 2020 riding a streak of seven consecutive years with a 1,000-yard rusher.
- ▶ Last season, junior Clyde Edwards-Helaire owned 1,414 yards for the Tigers.
- ▶ Here's a look at LSU's 1,000-yard rushers during the seven-year streak:

2013	Jeremy Hill	1,401 yards
2014	Leonard Fournette	1,034 yards
2015	Leonard Fournette	1,953 yards (school record)
2016	Derrius Guice	1,387 yards
2017	Derrius Guice	1,153 yards
2018	Nick Brossette	1,039 yards
2019	Clyde Edwards-Helaire	1,414 yards

#### LSU Punter Von Rosenberg One of Nation's Oldest Players

- ▶ At 30 years old, punter Zach Von Rosenberg is the second-oldest player in college football in 2020. ▶ Rosenberg, who spent six years playing Minor League Baseball before joining the LSU program in 2016, turned 30 in September.
- ▶ The oldest player in college football is 33-year old Colorado placekicker James Stefanou.

#### We are DBU:

- ▶ Since 2007, LSU leads the nation in number of defensive backs selected in the NFL draft with 21, including six in the first round.
- ▶ Grant Delpit was a consensus All-America DB in 2019.
- ▶ LSU has produced 12 first team All-American defensive backs since 2000.
- ▶ LSU has also had defensive backs claim five national awards since 2010: Patrick Peterson 2010 Bednarik Award; Patrick Peterson 2010 Thorpe Award; Tyrann Mathieu 2011 Bednarik Award; Morris Claiborne 2011 Thorpe Award; Grant Delpit 2019 Thorpe Award.
- ▶ Since the 2007 NFL Draft, LSU has had six DBs picked in the first round.

#### Eight Tigers Earn Preseason All-SEC Honors

- ▶ Reigning national champion LSU placed eight players on the 2020 Preseason Coaches All-Southeastern Conference Football Team.
- ▶ Headlining the list of LSU players on the All-SEC team include cornerback Derek Stingley Jr. and safety JaCoby Stevens, who were both named to the first team. Stingley Jr. is coming off a freshman season that saw him earn consensus All-America honors. He led the SEC in both interceptions (6) and passes defended (21). Stingley also earned a spot on the second team as an all-purpose player.
- ▶ Second team selections include offensive linemen Ed Ingram and Austin Deculus along with wide receiver Terrace Marshall Jr., and placekicker Cade York.
- ▶ Third-team selections for the Tigers include freshman tight end Arik Gilbert and defensive tackle Glen Logan.

#### Stingley Named AP Preseason All-Americans

- ▶ LSU cornerback Derek Stingley Jr. was named an AP Preseason All-American.
- ▶ Stingley Jr. became the most decorated freshmen in LSU football history, earning consensus All-America honor.
- ▶ He started all 15 games for the Tigers last season and led the SEC and ranked No. 5 in the nation in interceptions (6) and No. 2 nationally in passes defended (21).
- ▶ Stingley became the first true freshman in LSU history to start every game as a rookie.

#### Four Tigers To Play in 2020 As a College Graduate

- ▶ During the 2020 season, four Tigers take the field as a college graduate
- ▶ LSU's list of four college graduates includes Andre Anthony, Travez Moore, Liam Shanahan and Jabril Cox
- ▶ Here's the list of college graduates on the LSU roster for 2020:

Name	Major (School)	Graduation Date
Andre Anthony	Sports Administration	Summer, 2020
Jabril Cox	Psychology	NDSU, 2020
Travez Moore	Interdisciplinary Studies	Summer, 2020
Liam Shanahan	Economics	Harvard, 2020

## Second Generation Tigers

- ▶ LSU's roster features two players who are second generation Tigers.
- ▶ Redshirt freshmen Thomas Perry and Brandon Hubicz are both following in their dads footsteps as LSU football players.
- ▶ Thomas Perry, an offensive lineman from Teurlings Catholic in Lafayette, is the son of Adam Perry, who played offensive guard for the Tigers from 1994-97
- ▶ Brandon Hubiz, a tight end from Catholic High School in Baton Rouge, is the son of Jim Hubicz, who played offensive tackle and guard for the Tigers from 1986-89.

## Football Family Connections

- ▶ LSU has some unique family-football connections on this year's team. The following is a look at those football-related connections with current Tigers:
- ▶ TE Aaron Moffitt – son of LSU strength and conditioning coach Tommy Moffitt. Aaron's brother Clay just completed a two-year stint on the LSU baseball team.
- ▶ CB Derek Stingley Jr. – grandson of the late Darryl Stingley, a first round draft pick by the New England Patriots who had his NFL career tragically ended on August 12, 1978 with a spinal cord injury.
- ▶ Freshman quarterback Max Johnson's father was a quarterback at Florida State and won a Super Bowl as the starting quarterback for the Tampa Bay Buccaneers.

## Two-Sport Tigers

- ▶ DB Maurice Hampton Jr. and TE Nick Storz are the only Tigers that play two sports for the Tigers, both playing for the baseball program
- ▶ Hampton Jr. is a Tennessee native that was drafted in the 23rd round of the 2019 Major League Draft and elected to attend LSU. Hampton Jr. was the first player in Tennessee history to earn Mr. Football and Mr. Baseball honors in the same season.
- ▶ Storz has a similar story as he was drafted to the Detroit Tigers in the 31st round of the 2017 draft but elected to attend LSU. Storz had to sit out the 2019 season due to an injury but returned for the 2020 season as an effective reliever.

## LSU Amongst Best in the Nation Since 2000

- ▶ LSU is amongst the best in the nation since 2000 with 202 wins.
- ▶ The Tigers rank fifth in the country and second in the SEC in wins.
- ▶ Here is the list of teams with the most wins since 2000:

1.	Oklahoma	221-49
2.	Boise State	219-43
3.	Ohio State	218-44
4.	Alabama	206-63
5.	<b>LSU</b>	<b>202-60</b>
6.	Georgia	201-67
7.	USC	188-71
	Oregon	188-70
9.	Wisconsin	187-77
10.	TCU	183-72

## Former Tiger Glen Dorsey named to Louisiana Sports Hall of Fame/College Football Hall of Fame

- ▶ Dorsey, a Gonzales-East Ascension product, is the most decorated defensive player in LSU football history and helped the Tigers win the 2007 BCS national championship. A two-time All-American defensive tackle, he was SEC Defensive Player of the Year and earned the Outland Trophy, Lombardi Award, Nagurski Trophy and Lott Trophy among other top national collegiate honors playing for 2019 LSHOF inductee Les Miles.
- ▶ He was drafted by the Kansas City Chiefs with the fifth overall pick in the 2008 NFL Draft. He played eight seasons with the Chiefs and the San Francisco 49ers.
- ▶ Dorsey joins 16 other players along with two coaches in the College Football Hall of Fame. He will officially be inducted on December 8, 2020 at the NFF Annual Awards Dinner in New York City.
- ▶ Dorsey will be inducted into the Louisiana Sports Hall of Fame on Saturday, June 26, 2021 in Natchitoches.

## LSU Adds Staff, New Titles

- ▶ Bo Pelini, who helped LSU to the 2007 BCS National Championship, returns to the coaching staff as defensive coordinator. He returns to LSU after serving as the head coach at Youngstown State for the past five seasons where he guide the Penguins to a 33-28 overall mark and an appearance in the FCA National Championship Game in 2016. Pelini has a head coaching record of 100-55, which included seven years as head coach at Nebraska.
- ▶ Scott Linehan, who served as head coach of the St. Louis Rams and has over 20 years of combined experience as an offensive coordinator in the NFL and the collegiate level, joins the staff for the 2020 season as LSU's passing game coordinator. Linehan works alongside offensive coordinator and quarterbacks coach Steve Ensminger.
- ▶ Kevin Faulk makes the transition over to coach the running backs on February 26. Faulk joined the LSU staff in January of 2018 as Director of Player Development. He worked with LSU student-athletes on their academic direction, social development and overall quality of life. Faulk, the leading rusher in LSU history, is one of 78 players and seven coaches on the 2021 College Football Hall of Fame ballot.
- ▶ Wide receivers coach Mickey Joseph was named assistant head coach on March 4, while cornerbacks coach Corey Raymond added recruiting coordinator to his title.
- ▶ Joseph enters his fourth season in 2020, while Raymond is in his ninth year with the program. Both will continue to coach their respective position groups.

# LSU TIGERS DEPTH CHART

## OFFENSE

LT	51	Dare Rosenthal	6-7	314	So.-1L
	61	Cameron Wire	6-6	311	So.-SQ
- OR -	71	Xavier Hill	6-3	307	Fr.-HS
LG	70	Ed Ingram	6-3	315	Jr.-2L
	77	Marlon Martinez	6-4	325	Fr.-HS
- OR -	78	Thomas Perry	6-6	329	Fr.-RS
C	56	Liam Shanahan	6-5	305	Sr.-Trf.
	69	Charles Turner	6-5	287	Fr.-RS
RG	57	Chasen Hines	6-3	320	Jr.-2L
	75	Anthony Bradford	6-5	365	Fr.-RS
- OR -	58	Kardell Thomas	6-3	326	Fr.-RS
<b>RT</b>	<b>76</b>	<b>Austin Deculus</b>	<b>6-7</b>	<b>322</b>	<b>Sr.-3L</b>
	61	Cameron Wire	6-6	311	So.-SQ
- OR -	74	Marcus Dumervil	6-5	310	Fr.-HS
TE	2	Arik Gilbert	6-5	249	Fr.-HS
	44	Tory Carter	6-0	244	Sr.-3L
	87	Kole Taylor	6-7	243	Fr.-HS
- OR -	85	Nick Storz	6-5	260	So.-RS
WR	1	Kayshon Boutte	6-0	185	Fr.-HS
	13	Jontre Kirklin	6-0	184	Sr.-3L
<b>WR</b>	<b>6</b>	<b>Terrace Marshall Jr.</b>	<b>6-4</b>	<b>200</b>	<b>Jr.-2L</b>
	5	Koy Moore	6-0	174	Fr.-HS
- OR -	10	Jaray Jenkins	6-4	194	So.-1L
WR	17	Racey McMath	6-3	224	Sr.-2L
	33	Trey Palmer	6-0	180	So.-1L
QB	15	Myles Brennan	6-4	210	Jr.-2L
	11	TJ Finley	6-6	242	Fr.-HS
- OR -	14	Max Johnson	6-5	219	Fr.-HS
RB	18 Chris Curry, 3 Tyrion Davis-Price, 4 John Emery Jr.				
	5-11 216 So.-1L   6-1 232 So.-1L   5-11 215 So.-1L				
	8	Tre Bradford	6-0	190	Fr.-HS

## DEFENSE

DE	11	Ali Gaye	6-6	262	Jr.-JC
	49	Travez Moore	6-4	246	Sr.-1L
- OR -	55	Jerrell Cherry	6-2	277	So.-SQ
DT	62	Siaki Ika	6-4	340	So.-1L
	53	Soni Fonua	6-3	268	Jr.-1L
- OR -	92	Neil Farrell	6-4	319	SR.-3L
	90	Jacobian Guillory	6-2	344	Fr.-HS
<b>DT</b>	<b>97</b>	<b>Glen Logan</b>	<b>6-3</b>	<b>339</b>	<b>Sr.-3L</b>
	94	Joseph Evans	6-1	319	Fr.-1L
- OR -	92	Neil Farrell	6-4	319	Sr.-3L
- OR -	99	Jaquelin Roy	6-4	302	Fr.-HS
DE	3	Andre Anthony	6-3	255	Sr.-2L
	8	BJ Ojulari	6-2	230	Fr.-HS
	39	Phillip Webb	6-4	226	Fr.-HS
- OR -	59	Desmond Little	6-5	218	Fr.-RS
LB	23	Micah Baskerville	6-1	231	Jr.-2L
	43	Ray Thorton	6-3	225	Sr.-3L
- OR -	34	Antoine Sampah	6-1	205	Fr.-HS
LB	18	Damone Clark	6-3	245	Jr.-2L
	10	Josh White	6-0	215	Fr.-HS
LB	19	Jabril Cox	6-4	231	Sr.-Trf.
	6	Devonta Lee	6-2	224	So.-1L
- OR -	58	Jared Small	5-10	209	So.-1L
<b>CB</b>	<b>24</b>	<b>Derek Stingley Jr.</b>	<b>6-1</b>	<b>195</b>	<b>So.-1L</b>
	5	Jay Ward	6-1	176	So.-1L
- OR -	16	Darren Evans	6-3	180	Sr.-Trf.
- OR -	2	Dwight McGlothern	6-2	182	Fr.-HS
S	4	Todd Harris Jr.	6-1	195	Jr.-2L
- OR -	14	Maurice Hampton Jr.	6-0	215	So.-1L
	21	Jordan Toles	6-0	199	Fr.-HS
<b>FS</b>	<b>7</b>	<b>JaCoby Stevens</b>	<b>6-2</b>	<b>230</b>	<b>Sr.-3L</b>
	31	Cameron Lewis	6-2	197	Sr.-1L
CB	25	Cordale Flott	6-1	165	So.-1L
	1	Elias Ricks	6-2	196	Fr.-HS
- OR -	29	Raydarius Jones	6-2	170	Fr.-1L
LS	48	Quentin Skinner	6-0	243	Fr.-RS
	47	Max Peterson	5-11	213	Fr.-HS
<b>HOLD</b>	<b>38</b>	<b>Zach Von Rosenberg</b>	<b>6-5</b>	<b>245</b>	<b>Sr.-3L</b>
KOR	4	John Emery Jr.	5-11	215	So.-1L
	33	Trey Palmer	6-0	180	So.-1L
<b>PR</b>	<b>24</b>	<b>Derek Stingley Jr.</b>	<b>6-1</b>	<b>195</b>	<b>So.-1L</b>

## SPECIAL TEAMS

<b>PK</b>	<b>36</b>	<b>Cade York</b>	<b>6-1</b>	<b>198</b>	<b>So.-1L</b>
	43	Preston Stafford	5-10	174	So.-SQ
<b>KO</b>	32	Avery Atkins	5-11	217	Jr.-2L
	<b>36</b>	<b>Cade York</b>	<b>6-1</b>	<b>198</b>	<b>So.-1L</b>
<b>P</b>	<b>38</b>	<b>Zach Von Rosenberg</b>	<b>6-5</b>	<b>245</b>	<b>Sr.-3L</b>
	32	Avery Atkins	5-11	214	Jr.-2L

**BOLD Indicates Returning Starter**

## ASSISTANT COACHES



### Bill Busch

Safeties

**YEAR AT LSU:** Third  
**BIRTHDATE:** April 27, 1965, in Pender, Neb.  
**WIFE:** Laura  
**CHILDREN:** Sydney, Olivia and Gianna  
**COLLEGE:** Nebraska Wesleyan, 1993  
**POSTGRADUATE:** Nebraska-Kearney, 1990



### Mickey Joseph

Wide Receivers/Assistant Head Coach

**YEAR AT LSU:** Fourth  
**BIRTHDATE:** March 5, 1968, in New Orleans, La.  
**WIFE:** Priscilla  
**CHILDREN:** Jacob, Zachary, Makiyah, Maya, Malania  
**HIGH SCHOOL:** Archbishop Shaw HS  
**COLLEGE:** Nebraska, 1993



### James Cregg

Offensive Line

**YEAR AT LSU:** Third  
**BIRTHDATE:** August 18, 1973, in Syracuse, N.Y.  
**WIFE:** Dayna  
**CHILD:** McKenzie  
**COLLEGE:** Colorado State, 1997



### Scott Linehan

Passing Game Coordinator

**YEAR AT LSU:** First  
**BIRTHDATE:** September 17, 1963  
Sunnyside, Wash.  
**WIFE:** Kristen  
**CHILDREN:** Marcus, Matthew, and Michael  
**HIGH SCHOOL:** Sunnyside High School  
**COLLEGE:** Idaho, 1986



### Steve Ensminger

Offensive Coordinator/Quarterbacks

**YEAR AT LSU:** 10th  
**BIRTHDATE:** Sept. 15, 1958, in Baton Rouge, La.  
**WIFE:** Amy  
**CHILDREN:** Krystalin, Brittany Rose and Steven  
**HIGH SCHOOL:** Central HS  
**COLLEGE:** LSU, 1982



### Greg McMahon

Special Teams

**YEAR AT LSU:** Fourth  
**BIRTHDATE:** January 2, 1960, in Rantoul, Ill.  
**WIFE:** Linda  
**CHILDREN:** Drew, Lisa, Sam  
**HIGH SCHOOL:** Rantoul Township High School  
**COLLEGE:** Eastern Illinois, 1982



### Kevin Faulk

Running Backs

**YEAR AT LSU:** Third (First as Running Backs)  
**BIRTHDATE:** June 5, 1976  
**HOMETOWN:** Lafayette, La.  
**HIGH SCHOOL:** Carencro HS  
**COLLEGE:** LSU, 1999



### Bo Pelini

Defensive Coordinator

**YEAR AT LSU:** Fourth  
**BIRTHDATE:** Dec. 13, 1967 in Youngstown, Ohio  
**WIFE:** Mary Pat  
**CHILDREN:** Patrick, Kate, Caralyn  
**HIGH SCHOOL:** Cardinal Mooney, 1985  
**COLLEGE:** Ohio State, 1990  
**POSTGRADUATE:** Iowa, 1991



### Bill Johnson

Defensive Line

**YEAR AT LSU:** Second  
**BIRTHDATE:** June 23, 1995 in Monroe, Louisiana  
**WIFE:** Dawn  
**CHILDREN:** Abbie, Billy  
**HIGH SCHOOL:** Neville High School  
**COLLEGE:** Northwestern State, 1988



### Corey Raymond

Cornerbacks/Recruiting Coordinator

**YEAR AT LSU:** Ninth  
**BIRTHDATE:** Sept. 28, 1969, in New Iberia, La.  
**CHILDREN:** Cody, Ariel, Christopher and Madison  
**HIGH SCHOOL:** New Iberia HS  
**COLLEGE:** LSU, 1992

## THE LAST MEETING

**South Carolina**                      **24**  
**LSU**    **45**

**October 10, 2015 • Tiger Stadium • Baton Rouge, Louisiana**

### Tigers Pound Out 624 Yards of Offense in 45-24 Win Over South Carolina

In one of the most unusual "road games" in school history, LSU racked up 624 yards of total offense and cruised to a 45-24 win over South Carolina in Tiger Stadium. The game was originally scheduled for Columbia, S.C., however devastating flooding in that area forced the game to be relocated to Tiger Stadium where it was considered South Carolina's home game. LSU's band played the South Carolina Alma Mater, USC's pre-game music and fight songs were pumped through the Tiger Stadium sound system and all ticket proceeds, minus expenses, were handed over to South Carolina. As for the game itself, LSU dominated from an offensive standpoint with 396 rushing yards and a season-best 228 passing yards. LSU spotted South Carolina a 3-0 lead on its opening possession of the game. However, the Tigers responded with a 4-yard Darrel Williams TD to take a 7-3 lead on their first possession and never trailed again. Brandon Harris connected with Malachi Dupre on a 10-yard TD pass to give the Tigers a 14-3 advantage midway through the second quarter. That advantage was short-lived as South Carolina returned the ensuing kickoff 96 yards for a TD to pull within 14-10. A Trent Domingue field goal as time expired in the first half gave the Tigers a 17-10 advantage at halftime. Just like the week before, Leonard Fournette blew open a tight game with a long TD run to open the second half. Fournette scampered 87 yards on the second play of the second half to give the Tigers a 24-10 cushion. The lead swelled to 31-10 on a 62-yard TD pass from Harris to Travin Dural. The Gamecocks got to within 14 points twice during the second half at 31-17 and 38-24, but LSU's running game and ability to extend drives allowed the Tigers to melt away the clock in the fourth quarter. For the game, LSU had the ball for 39:53 compared to just 20:03 for the Gamecocks. LSU's defense limited South Carolina to 74 rushing yards and 283 total yards. Fournette had his streak of consecutive 200-yard games snapped at three as he sat out the entire fourth quarter. He still managed to rush for 158 yards and a TD on 20 carries. Derrius Guice led the Tigers with 161 rushing yards and a TD, while Harris connected on 18-of-28 passes for 228 yards and a pair of scores.

## STATISTICAL COMPARISON (2020)

Category	LSU	SC	CONF. (FBS) RANKING	
			LSU	SC
Record:	1-2	2-2		
Conference:	1-2	2-2		
3rd Down Conversion:	.231	.424	14(71)	8(38)
Opp. 3rd Down Conversion:	.465	.277	9(61)	1(8)
4th Down Conversion	.750	.857	3(11)	2(7)
4th Down Conversion Defense	.333	.000	2(7)	1(1)
Fewest Penalties	15	19	3(9)	6(17)
Fewest Penalty Yards	91	154	2(6)	3(18)
1st Down Defense	66	81	2(18)	9(37)
1st Down Offense	73	85	11(57)	5(43)
Kickoff Return Defense	35.00	21.40	13(77)	7(44)
Kickoff Returns	16.00	15.67	9(62)	10(63)
Net Punting	45.80	36.41	2(3)	11(56)
Passing Offense	370.7	210.5	2(4)	11(54)
Passing Yards Allowed	380.7	243.5	14(76)	7(41)
Punt Returns	20.00	6.40	2(3)	12(48)
Punt Return Defense	2.00	15.60	3(13)	11(71)
Red Zone Offense	.818	.929	7(44)	3(18)
Red Zone Defense	.778	.750	5(19)	4(15)
Rushing Defense	114.0	124.5	5(20)	6(24)
Rushing Offense	96.7	162.0	13(73)	6(42)
Sacks Allowed	3.00	2.75	13(63)	10(54)
Scoring Defense	32.0	24.5	10(50)	3(24)
Scoring Offense	38.7	30.5	3(15)	6(38)
Passing Efficiency	154.74	122.33	5(17)	10(54)
Passing Efficiency Defense	164.11	131.79	12(72)	5(35)
Sacks	3.00	2.50	2(18)	5(32)
Tackles for Loss	7.7	5.5	1(19)	6(49)
Time of Possession	29:18	33:29	7(45)	1(9)
Total Defense	494.7	368.0	12(71)	6(27)
Total Offense	467.3	372.5	3(16)	9(55)
Turnover Margin	6.00	2.00	1(2)	5(22)
Turnovers Gained	9.00	7.00	3(12)	5(28)
Turnovers Lost	3.00	5.00	1(9)	5(26)

**Series Notes:** Saturday's contest marks the 22nd meeting between South Carolina and LSU. The last time these two teams met was in 2015 with the Tigers coming out on top 45-24 inside Tiger Stadium. In that meeting, the Tigers recorded 624 yards of offense. The game was supposed to be played in Columbia but devastating flooding in the area forced the game to be played in Tiger Stadium. The Tigers have won the six meetings and is 12-1 against the Gamecocks in Baton Rouge. The Tigers have only lost to South Carolina twice with the only loss in Baton Rouge coming in 1994, falling 18-17. This will be Ed Orgeron's first meeting with South Carolina in his career.

### The Series: LSU Leads 18-2-1

Year	Results	Date (Site)
1930	USC, 7-5	Oct. 11 at Columbia
1931	LSU, 19-12	Oct. 10 at Baton Rouge
1932	LSU, 6-0	Nov. 5 at Columbia
1933	LSU, 30-7	Nov. 4 at Baton Rouge
1960	LSU, 35-6	Nov. 5 at Baton Rouge
1961	LSU, 42-0	Oct. 14 at Columbia
1965	LSU, 21-7	Oct. 23 at Baton Rouge
1966	LSU, 28-12	Sept. 17 at Baton Rouge
1973	LSU, 33-29	Oct. 27 at Columbia
1975	LSU, 24-6	Oct. 25 at Baton Rouge
1982	LSU, 14-6	Oct. 23 at Baton Rouge
1983	LSU, 20-6	Oct. 22 at Baton Rouge
1987	LSU, 30-13	Dec. 31 at Jacksonville, Fla. (Gator Bowl)
1994	USC, 18-17	Oct. 1 at Baton Rouge
1995	Tie, 20-20	Sept. 30 at Columbia
2002	LSU, 33-7	Oct. 19 at Baton Rouge
2003	LSU, 33-7	Oct. 18 at Columbia
2007	LSU, 28-16	Sept. 22 at Baton Rouge
2008	LSU, 24-17	Oct. 18 at Columbia
2012	LSU, 23-21	Oct. 13 at Baton Rouge
2015	LSU, 45-24	Oct. 10 at Baton Rouge

at Baton Rouge: LSU leads 12-1

at Columbia: LSU leads 5-1-1

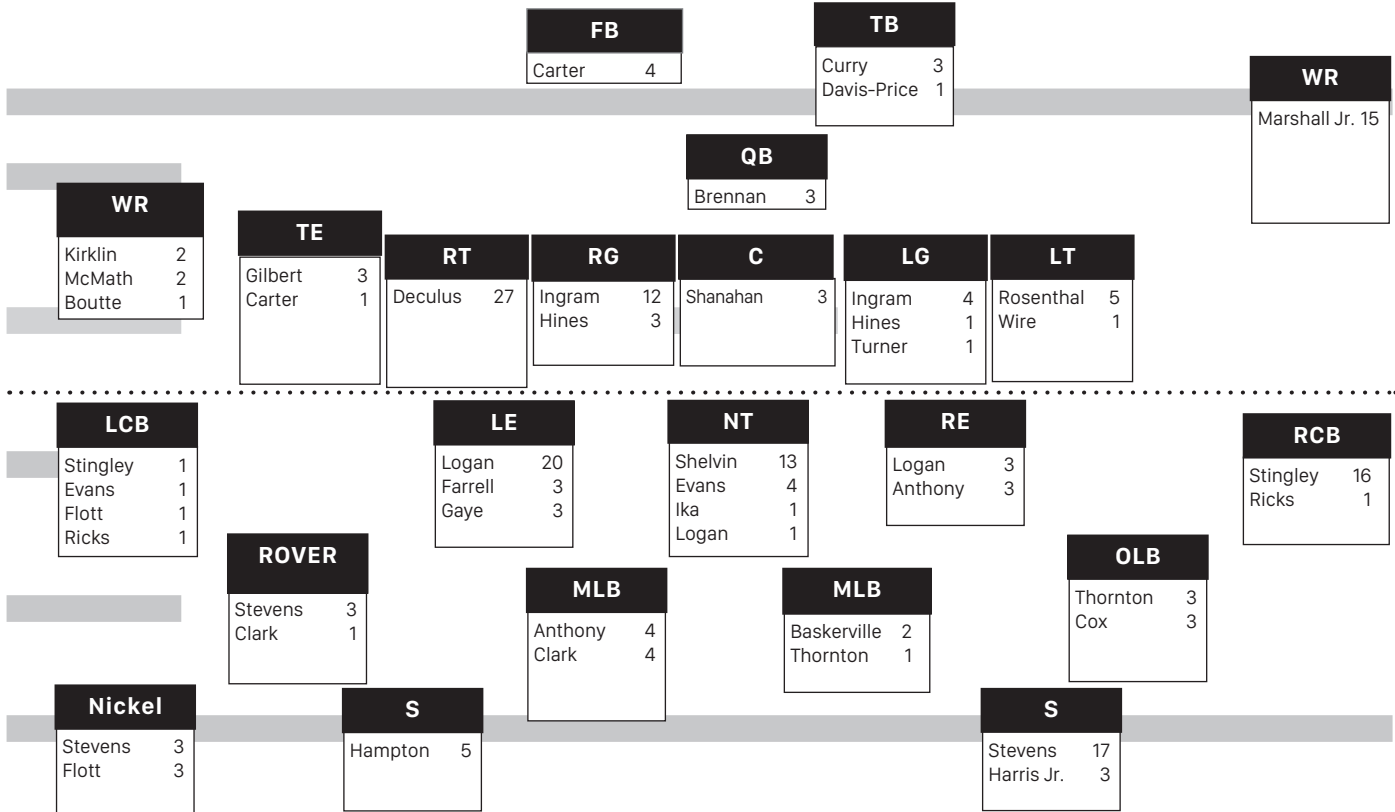
at Other Sites: LSU leads 1-0

Ed Orgeron vs. South Carolina: 0-0



# LSU GAME-BY-GAME STARTERS

## Career Starts for 2020 Players



### (Games Played/Starts) '17 '18 '19 '20 Total Consecutive Starts

Alex Adams, WR	--	--	--	1/0	1/0	-
Andre Anthony, LB	--	13/3	9/2	3/3	25/8	3
Avery Atkins, PK	--	13/0	13/0	3/0	29/0	-
AJ Aycock, QB	--	--	--	--	--	-
Micah Baskerville, LB	--	8/1	11/0	2/2	21/3	-
Aaron Benfield, LB	--	--	--	--	--	-
Kayshon Boutte, WR	--	--	--	3/1	3/1	-
Anthony Bradford, OL	--	--	3/0	2/0	5/0	-
Trey Bradford, RB	--	--	--	--	--	-
Myles Brennan, QB	6/0	1/0	9/0	3/3	19/3	3
Tory Carter, FB	12/1	12/4	9/0	3/0	36/5	-
Jarell Cherry, LB	--	1/0	3/0	--	4/0	-
Damone Clark, LB	--	13/0	14/3	3/3	30/6	3
Lloyd Cole, CB	--	--	13/0	3/0	16/0	-
Jabril Cox, LB	--	--	--	3/3	3/3	3
Chris Curry, RB	--	4/0	12/1	2/2	18/3	1
Tyron Davis-Price, RB	--	--	13/0	3/1	16/1	-
Austin Deculus, OL	13/0	13/12	12/12	3/3	41/27	7
Nick Demas, WR	--	--	--	--	--	-
Charlie Drost, TE	--	--	--	--	--	-
Marcus Dumervil, OL	--	--	--	--	--	-
Keenen Dunn, RB	--	--	--	--	--	-
John Emery Jr., RB	--	--	10/0	3/0	13/0	-
Darren Evans, CB	--	--	--	2/1	2/1	-
Joseph Evans, DL	--	--	3/1	3/3	6/4	3
Neil Farrel Jr., DE	5/0	10/0	13/3	3/0	31/3	-
Hunter Faust, LB	--	--	--	2/0	2/0	-
TJ Finley, QB	--	--	--	--	--	-
Cordale Flott, CB	--	--	14/1	3/3	17/4	3
Soni Fonua, OLB	--	--	4/0	1/0	5/0	-
Zaven Fountain, S	--	--	--	--	--	-
Evan Francioni, WR	--	--	--	3/0	3/0	-
Ali Gaye, DL	--	--	--	3/3	3/3	3
Arik Gilbert, TE	--	--	--	3/3	3/3	3
Jacobian Guillory, DL	--	--	--	--	--	-
Maurice Hampton Jr., S	--	--	13/2	3/3	16/5	3
Austin Harden, OL	--	--	--	--	--	-
Todd Harris Jr., S	13/0	11/1	3/1	2/0	29/2	-
Xavier Hill, OL	--	--	--	--	--	-
Chasen Hines, OL	--	8/1	10/0	3/3	21/4	3
Brandon Hubicz, TE	--	--	2/0	--	2/0	-
Siaki Ika, DT	--	--	10/0	3/1	13/1	-
Ed Ingram, OG	13/12	--	9/2	2/2	24/16	-
Jaray Jenkins, WR	--	--	6/0	3/0	9/0	-
Nelson Jenkins, DT	--	1/0	--	--	1/0	-
Max Johnson, QB	--	--	--	--	--	-
Raydarius Jones, CB	--	--	4/0	2/0	6/0	-
Stephen King, TE	--	--	--	--	--	-
Walker Kinney, QB	--	--	--	--	--	-
Jontre Kirklin, CB	12/0	12/0	12/0	3/2	39/2	2
Ethan Laing, WR	--	--	--	--	--	-
Riley Lawrence, OL	--	--	--	--	--	-
Devonta Lee, WR	--	--	12/0	3/0	15/0	-

### (Games Played/Starts) '17 '18 '19 '20 Total Consecutive Starts

Cameron Lewis, S	2/0	3/0	13/0	3/0	21/0	-
Desmond Little, OLB	--	--	--	2/0	2/0	-
Glen Logan, DE	12/2	13/10	11/10	1/1	37/23	1
Terrace Marshall Jr., WR	--	13/1	12/12	3/3	28/16	11
Michael Martin, WR	--	--	--	--	--	-
Marlon Martinez, OL	--	--	--	2/0	2/0	-
Jack Mashburn, TE	--	--	--	--	--	-
Ezekeal Mata, PK	--	--	--	--	--	-
Jansen Mayea, TE	--	--	--	--	--	-
Dwight McGlothern, CB	--	--	--	1/0	1/0	-
Racey McMath, WR	2/0	12/0	12/0	3/3	29/3	3
Aaron Moffitt, TE	--	--	12/0	--	12/0	-
Koy Moore, WR	--	--	--	3/0	3/0	-
Travez Moore, LB	--	3/0	2/0	3/0	8/0	-
Corren Norman, RB	--	--	--	--	--	-
BJ Ojulari, OLB	--	--	--	3/0	3/0	-
Isiah Oubre, LB	--	--	--	--	--	-
Trey Palmer, WR	--	--	9/0	3/0	12/0	-
Spencer Payne, OL	--	--	--	--	--	-
Thomas Perry, OL	--	--	--	--	--	-
Max Peterson, SNP	--	--	--	--	--	-
Eli Ricks, CB	--	--	--	3/2	3/2	1
Nick Rocha, WR	--	--	--	--	--	-
Dare Rosenthal, OT	--	--	3/2	2/2	5/4	1
Jaquelin Roy, DL	--	--	--	2/0	2/0	-
Antoine Sampah, LB	--	--	--	1/0	1/0	-
Liam Shanahan, OL	--	--	--	3/3	3/3	3
Quentin Skinner, LS	--	1/0	--	3/0	4/0	-
Jared Small, LB	4/0	5/0	--	1/0	10/0	-
Carlton Smith, LB	--	7/0	--	--	7/0	-
Preston Stafford, PK	--	--	--	--	--	-
JaCoby Stevens, S	6/1	11/4	14/14	3/3	34/22	22
Derek Singley Jr., CB	--	--	14/14	2/2	16/16	2
Nick Storz, TE	--	--	--	3/0	3/0	-
Eric Taylor, DL	--	--	--	--	--	-
Kole Taylor, TE	--	--	--	1/0	1/0	-
Kardell Thomas, OL	--	--	--	--	--	-
Dylan Thompson, OLB	--	--	--	--	--	-
Ray Thornton, LB	6/2	12/2	12/0	3/0	33/4	-
Jordan Toles, S	--	--	--	3/0	3/0	-
Charles Turner, OL	--	--	2/0	3/1	5/1	1
Zach Von Rosenberg, P	11/0	13/0	12/0	3/0	39/0	-
Jay Ward, CB	--	--	11/0	2/0	13/0	-
Phillip Webb, LB	--	--	--	--	--	-
Josh White, LB	--	--	--	3/0	3/0	-
Josh Williams, RB	--	--	--	3/0	3/0	-
Cameron Wire, OT	--	--	5/0	3/1	8/1	-
Sloan Right, LB	--	--	--	--	--	-
Cade York, K	--	--	13/0	3/0	16/0	-

## GAME-BY-GAME PARTICIPATION

##	PLAYER	GP/GS	MS	VANDY	MIZZ	SC	AUB	UA	ARK	TAMU	OM	FLORIDA
12	Alex Adams	1/-	...	XXX	...							
3	Andre Anthony	3/3	START	START	START							
32	Avery Atkins	3/-	XXX	XXX	XXX							
23	M. Baskerville	2/1	XXX	START	...							
1W	Kayshon Boutte	3/1	START	XXX	XXX							
75	A. Bradford	2/-	XXX	...	XXX							
15	Myles Brennan	3/3	START	START	START							
44	Tory Carter	3/-	XXX	XXX	XXX							
1H	Damone Clark	3/3	START	START	START							
28	Lloyd Cole	3/-	XXX	XXX	XXX							
19	Jabril Cox	3/3	START	START	START							
18	Chris Curry	2/2	START	...	START							
3R	Ty Davis-Price	3/1	XXX	START	XXX							
76	Austin Deculus	3/3	START	START	START							
4	John Emery	3/-	XXX	XXX	XXX							
26	Darren Evans	2/1	START	XXX	...							
94	Joseph Evans	3/3	START	START	START							
92	Neil Farrell	3/-	XXX	XXX	XXX							
37	Hunter Faust	2/-	...	XXX	XXX							
25	Cordale Flott	3/3	START	START	START							
53	Soni Fonua	1/-	XXX	...	...							
88	Evan Francioni	3/-	XXX	XXX	XXX							
11	Ali Gaye	3/3	START	START	START							
2	Arik Gilbert	3/3	START	START	START							
14	Maurice Hampton	3/3	START	START	START							
4S	Todd Harris	3/1	START	XXX	XXX							
57	Chasen Hines	3/3	START	START	START							
62	Siaki Ika	3/1	XXX	START	XXX							
70	Ed Ingram	2/2	START	START	...							
10	Jaray Jenkins	3/-	XXX	XXX	XXX							
29	Ray Jones	2/-	XXX	XXX	...							
13	Jontre Kirklin	3/2	XXX	START	START							
6L	Devonta Lee	3/-	XXX	XXX	XXX							
31	Cameron Lewis	3/-	XXX	XXX	XXX							
59	Desmond Little	2/-	XXX	XXX	...							
97	Glen Logan	1/1	...	...	START							
6	T. Marshall	3/3	START	START	START							
77	Marlon Martinez	2/-	...	XXX	XXX							
17	Racey McMath	3/3	START	START	START							
5W	Koy Moore	3/-	XXX	XXX	XXX							
49	Travez Moore	3/-	XXX	XXX	XXX							
8	BJ Ojulari	3/-	XXX	XXX	XXX							
33	Trey Palmer	3/-	XXX	XXX	XXX							
1	Eli Ricks	3/2	START	XXX	START							
38	Z.Von Rosenberg	3/-	XXX	XXX	XXX							
51	Dare Rosenthal	2/2	START	...	START							
99	Jaquelin Roy	2/-	...	XXX	XXX							
34	Antoine Sampah	1/-	...	...	XXX							
56	Liam Shanahan	3/3	START	START	START							
48	Quentin Skinner	3/-	XXX	XXX	XXX							
5H	Jared Small	1/-	XXX	...	...							
7	JaCoby Stevens	3/3	START	START	START							
24	Derek Stingley	2/2	...	START	START							
85	Nick Storz	3/-	XXX	XXX	XXX							
87	Kole Taylor	1/-	...	XXX	...							
43	Ray Thornton	3/-	XXX	XXX	XXX							
21	Jordan Toles	3/-	XXX	XXX	XXX							
69	Charles Turner	3/1	XXX	XXX	START							
5	Jay Ward	2/-	XXX	...	XXX							
1J	Josh White	3/-	XXX	XXX	XXX							
2E	Josh Williams	3/-	XXX	XXX	XXX							
61	Cameron Wire	3/1	XXX	START	XXX							
36	Cade York	3/-	XXX	XXX	XXX							



# LSU'S 20-YARD PLAYS

## Play Breakdown

Pass.....	15
Rush.....	1
TOTAL.....	16

## BY GAME

vs. Mississippi State .....	5
at Vanderbilt .....	5
vs. Missouri .....	6
at Florida .....	0
vs. South Carolina .....	0
at Auburn .....	0
vs. Alabama .....	0
at Arkansas .....	0
at Texas A&M .....	0
vs. Ole Miss.....	0
TOTAL.....	0

## BY QUARTER

1st .....	4
2nd .....	3
3rd .....	7
4th .....	1
Overtime.....	0

## RUSHING

Tyrion Davis Price.....	1
-------------------------	---

## PASSING

Myles Brennan.....	15
--------------------	----

## RECEIVING

Terrace Marshall .....	6
Jaray Jenkins .....	3
Racey McMath .....	2
Jontre Kirklin .....	2
Arik Gilbert.....	2

## 20 OR MORE TOUCHDOWNS

Terrace Marshall.....	4
Jontre Kirklin .....	2
Arik Gilbert .....	1

## 20-Plus Yards Plays of 2019

Yards	Type	Player	Opp.	Qtr.
<i>*Denotes play resulted in touchdown.</i>				
75	Pass	Terrace Marshall from Myles Brennan for a TD*	MU	3
51	Pass	Terrace Marshall from Myles Brennan for a TD*	Vandy	2
47	Pass	Jaray Jenkins from Myles Brennan	MSU	2
44	Pass	Terrace Marshall from Myles Brennan	MU	3
37	Pass	Terrace Marshall from Myles Brennan for a TD*	MSU	3
33	Pass	Terrace Marshall from Myles Brennan for a TD*	MSU	4
32	Pass	Terrace Marshall from Myles Brennan	MU	1
29	Pass	Jontre Kirklin from Myles Brennan for a TD*	Vandy	3
28	Pass	Jontre Kirklin from Myles Brennan for a TD*	Vandy	1
28	Pass	Racey McMath from Myles Brennan	MSU	3
25	Pass	Arik Gilbert from Myles Brennan for a TD*	MU	2
24	Rush	Tyrion Davis Price for a first down	MU	3
22	Pass	Jaray Jenkins from Myles Brennan	Vandy	1
22	Pass	Racey McMath from Myles Brennan	Vandy	3
20	Pass	Jaray Jenkins from Myles Brennan	MSU	3
20	Pass	Arik Gilbert from Myles Brennan	MU	1

## LSU TEAM GAME HIGHS

Rushes	38	vs Mississippi State (Sep. 26, 2020)
Yards Rushing	161	at Vanderbilt (Oct. 3, 2020)
Yards Per Rush	5.0	at Vanderbilt (Oct. 3, 2020)
TD Rushes	1	at Vanderbilt (Oct. 3, 2020)
		at Missouri (Oct. 10, 2020)
Pass attempts	48	at Missouri (Oct. 10, 2020)
Pass completions	29	at Missouri (Oct. 10, 2020)
Yards Passing	430	at Missouri (Oct. 10, 2020)
Yards Per Pass	9.1	at Vanderbilt (Oct. 3, 2020)
TD Passes	4	at Vanderbilt (Oct. 3, 2020)
		at Missouri (Oct. 10, 2020)
Total Plays	84	vs Mississippi State (Sep. 26, 2020)
Total Offense	498	at Vanderbilt (Oct. 3, 2020)
Yards Per Play	7.2	at Vanderbilt (Oct. 3, 2020)
Points	41	at Vanderbilt (Oct. 3, 2020)
		at Missouri (Oct. 10, 2020)
Sacks By	5	vs Mississippi State (Sep. 26, 2020)
First Downs	28	at Vanderbilt (Oct. 3, 2020)
Penalties	7	vs Mississippi State (Sep. 26, 2020)
Penalty Yards	31	vs Mississippi State (Sep. 26, 2020)
Turnovers	2	vs Mississippi State (Sep. 26, 2020)
Interceptions By	2	vs Mississippi State (Sep. 26, 2020)
		at Vanderbilt (Oct. 3, 2020)
Punts	7	vs Mississippi State (Sep. 26, 2020)
Punting Avg	49.4	vs Mississippi State (Sep. 26, 2020)
Long Punt	60	at Missouri (Oct. 10, 2020)
Punts inside 20	5	vs Mississippi State (Sep. 26, 2020)
Long Punt Return	48	at Vanderbilt (Oct. 3, 2020)

## OPPONENT TEAM GAME HIGHS

Rushes	43	at Vanderbilt (Oct. 3, 2020)
Yards Rushing	180	at Missouri (Oct. 10, 2020)
Yards Per Rush	5.5	at Missouri (Oct. 10, 2020)
TD Rushes	2	at Missouri (Oct. 10, 2020)
Pass attempts	60	vs Mississippi State (Sep. 26, 2020)
Pass completions	36	vs Mississippi State (Sep. 26, 2020)
Yards Passing	623	vs Mississippi State (Sep. 26, 2020)
Yards Per Pass	10.4	vs Mississippi State (Sep. 26, 2020)
TD Passes	5	vs Mississippi State (Sep. 26, 2020)
Total Plays	76	vs Mississippi State (Sep. 26, 2020)
Total Offense	632	vs Mississippi State (Sep. 26, 2020)
Yards Per Play	8.6	at Missouri (Oct. 10, 2020)
Points	45	at Missouri (Oct. 10, 2020)
Sacks By	7	vs Mississippi State (Sep. 26, 2020)
First Downs	24	vs Mississippi State (Sep. 26, 2020)
Penalties	7	vs Mississippi State (Sep. 26, 2020)
Penalty Yards	40	vs Mississippi State (Sep. 26, 2020)
Turnovers	4	vs Mississippi State (Sep. 26, 2020)
Interceptions By	2	vs Mississippi State (Sep. 26, 2020)
Punts	7	at Vanderbilt (Oct. 3, 2020)
Punting Avg	66	at Missouri (Oct. 10, 2020)
Long Punt	66	at Missouri (Oct. 10, 2020)
Punts inside 20	3	at Vanderbilt (Oct. 3, 2020)
Long Punt Return	2	at Missouri (Oct. 10, 2020)

## LSU INDIVIDUAL GAME HIGHS

Rushes	12	John Emery at Vanderbilt (Oct. 3, 2020)
Yards Rushing	103	John Emery at Vanderbilt (Oct. 3, 2020)
TD Rushes	1	John Emery at Vanderbilt (Oct. 3, 2020)
		Tyrion Davis Price at Missouri (Oct. 10, 2020)
Long Rush	24	Tyrion Davis Price at Missouri (Oct. 10, 2020)
Pass attempts	48	Myles Brennan at Missouri (Oct. 10, 2020)
Pass completions	29	Myles Brennan at Missouri (Oct. 10, 2020)
Yards Passing	430	Myles Brennan at Missouri (Oct. 10, 2020)
TD Passes	4	Myles Brennan at Vanderbilt (Oct. 3, 2020)
		Myles Brennan at Missouri (Oct. 10, 2020)
Long Pass	75	Myles Brennan at Missouri (Oct. 10, 2020)
Receptions	11	Terrace Marshall at Missouri (Oct. 10, 2020)
Yards Receiving	235	Terrace Marshall at Missouri (Oct. 10, 2020)
TD Receptions	3	Terrace Marshall at Missouri (Oct. 10, 2020)
Long Reception	75	Terrace Marshall at Missouri (Oct. 10, 2020)
Field Goals	2	Cade York vs Mississippi State (Sep 26, 2020)
		Cade York at Vanderbilt (Oct. 3, 2020)
		Cade York at Missouri (Oct. 10, 2020)
Long Field Goal	53	Cade York at Vanderbilt (Oct. 3, 2020)
Punts	7	Z.Von Rosenberg vs Mississippi State (Sep 26, 2020)
Punting Avg	49.4	Z.Von Rosenberg vs Mississippi State (Sep 26, 2020)
Long Punt	60	Z.Von Rosenberg at Missouri (Oct. 10, 2020)
Punts inside 20	5	Z.Von Rosenberg vs Mississippi State (Sep 26, 2020)
Long Punt Return	48	Derek Stingley Jr. at Vanderbilt (Oct. 3, 2020)
Long Kickoff Return	16	Trey Palmer vs Mississippi State (Sep 26, 2020)
Tackles	11	Damone Clark vs Mississippi State (Sep 26, 2020)
		Jacoby Stevens at Vanderbilt (Oct. 3, 2020)
Sacks	2.0	JaCoby Stevens vs Mississippi State (Sep 26, 2020)
Tackles For Loss	2.0	JaCoby Stevens vs Mississippi State (Sep 26, 2020)
		Cordale Flott at Vanderbilt (Oct. 3, 2020)
		Ali Gaye vs Mississippi State (Sep 26, 2020)
		Jabril Cox at Missouri (Oct. 10, 2020)
		Ali Gaye at Missouri (Oct. 10, 2020)
Interceptions	1	Jabril Cox vs Mississippi State (Sep 26, 2020)
		Eli Ricks vs Mississippi State (Sep 26, 2020)

## OPPONENT INDIVIDUAL GAME HIGHS

Rushes	18	Larry Roundtree at Missouri (Oct. 10, 2020)
Yards Rushing	119	Larry Roundtree at Missouri (Oct. 10, 2020)
TD Rushes	1	Tyler Badie at Missouri (Oct. 10, 2020)
		Jalen Knox at Missouri (Oct. 10, 2020)
Long Rush	29	Larry Roundtree at Missouri (Oct. 10, 2020)
		Tyler Badie at Missouri (Oct. 10, 2020)
Pass attempts	60	KJ Costello vs Mississippi State (Sep 26, 2020)
Pass completions	36	KJ Costello vs Mississippi State (Sep 26, 2020)
Yards Passing	623	KJ Costello vs Mississippi State (Sep 26, 2020)
TD Passes	5	KJ Costello vs Mississippi State (Sep 26, 2020)
Long Pass	75	KJ Costello vs Mississippi State (Sep 26, 2020)
Receptions	8	Kylin Hill vs Mississippi State (Sep 26, 2020)
Yards Receiving	183	Osirus Mitchell vs Mississippi State (Sep 26, 2020)
TD Receptions	2	Osirus Mitchell vs Mississippi State (Sep 26, 2020)
Long Reception	75	Kylin Hill vs Mississippi State (Sep 26, 2020)
Field Goals	3	Brandon Ruiz vs Mississippi State (Sep 26, 2020)
Long Field Goal	52	Harrison Mevis at Missouri (Oct. 10, 2020)
Punts	7	Harrison Smith at Vanderbilt (Oct. 3, 2020)
Punting Avg	47.5	Tucker Day vs Mississippi State (Sep 26, 2020)
Long Punt	66	Grant McKinnis at Missouri (Oct. 10, 2020)
Punts inside 20	3	Harrison Smith at Vanderbilt (Oct. 3, 2020)
Long Punt Return	2	Jarvis Ware at Missouri (Oct. 10, 2020)
Long Kickoff Return	39	Tyler Badie at Missouri (Oct. 10, 2020)
Tackles	11	Shawn Preston Jr. vs Mississippi State (Sep 26, 2020)
		Nick Bolton at Missouri (Oct. 10, 2020)
Sacks	2.0	Marquiss Spencer vs Mississippi State (Sep 26, 2020)
Tackles For Loss	2.0	Marquiss Spencer vs Mississippi State (Sep 26, 2020)
Interceptions	1	Esaias Furdge vs Mississippi State (Sep 26, 2020)
		Emmanuel Forbers vs Mississippi State (Sep 26, 2020)
		Randall Haynie at Vanderbilt (Oct. 3, 2020)

## DRIVE SUPERLATIVES

<b>Longest Drive</b>	<b>LSU</b>	<b>Opponents</b>
No. of Plays	15 vs. Mississippi State (9/26/20) results in a FG	12 vs. Mississippi State (9/26/20) results in FG
By No. of Yards	85 at Vanderbilt (10/3/20) results in a TD	83 at Missouri (10/10/20) results in Touchdown
By Time of Possession	7:57 at Vanderbilt (10/3/20) results in Half	6:22 vs. Mississippi State (9/26/20) results in FG
<b>Shortest Drive</b>	<b>LSU</b>	<b>Opponents</b>
By No. of Plays	0 vs. vs. Mississippi State (9/26/20)	0 vs. Mississippi State (9/26/20) results in end of game
By No. of Yards	-2 vs. vs. Mississippi State (9/26/20) results in Punt	-6 vs. Mississippi State (9/26/20) results in a INT
By Time of Possession	0:00 vs. Mississippi State (9/26/20)	-6 at Vanderbilt (10/3/20) results in a Punt
		0:00 vs. Mississippi State (9/26/20)

## SCORING DRIVE BREAKDOWN

	LSU		Opponent	
	No. Drive	Neg. Yards	No. Drive	Neg. Yards
No. Drive	14	6	11	4
Neg. Yards	-	-	-	-
0-9	3	3	-	-
10-19	-	-	-	-
20-29	1	1	-	-
30-39	1	-	-	-
40-49	1	1	-	1
50-59	-	-	2	1
60-69	-	1	-	2
70-79	5	-	8	-
80-89	3	-	1	-
90-99	-	-	-	-
<b>TOTALS</b>	<b>14</b>	<b>6</b>	<b>11</b>	<b>4</b>

## GAME-OPENING DRIVES

	LSU			Opponent		
	PTS	1STS	YDS	PTS	1STS	YDS
Mississippi State	0	1	17	0	0	-3
at Vanderbilt	0	1	16	0	0	0
at Missouri	7	4	75	7	1	75
South Carolina	-	-	-	-	-	-
at Auburn	-	-	-	-	-	-
vs Alabama	-	-	-	-	-	-
at Arkansas	-	-	-	-	-	-
at Texas A&M	-	-	-	-	-	-
vs Ole Miss	-	-	-	-	-	-
at Florida	-	-	-	-	-	-
<b>TOTALS</b>	<b>7</b>	<b>6</b>	<b>108</b>	<b>7</b>	<b>1</b>	<b>72</b>

## THREE AND OUTS

	LSU		Opponent	
	THREE AND OUTS/DRIVES	THREE AND OUTS/DRIVES	THREE AND OUTS/DRIVES	THREE AND OUTS/DRIVES
Mississippi State	4/16 (25%)	2/16 (12.5%)		
at Vanderbilt	1/13 (7.7%)	3/12 (25.0%)		
at Missouri	3/14 (21.4%)	3/12 (25.0%)		
South Carolina	X/X (0.0%)	X/X (0.0%)		
at Auburn	X/X (0.0%)	X/X (0.0%)		
vs Alabama	X/X (0.0%)	X/X (0.0%)		
at Arkansas	X/X (0.0%)	X/X (0.0%)		
at Texas A&M	X/X (0.0%)	X/X (0.0%)		
vs Ole Miss	X/X (0.0%)	X/X (0.0%)		
at Florida	X/X (0.0%)	X/X (0.0%)		
<b>TOTALS</b>	<b>8/43 (18.6%)</b>	<b>8/30 (26.6%)</b>		

## SECOND-HALF OPENING DRIVES

	LSU			Opponent		
	PTS	1STS	YDS	PTS	1STS	YDS
Mississippi State	3	5	67	3	2	69
at Vanderbilt	0	0	9	0	0	4
Missouri	0	1	30	0	0	3
South Carolina	-	-	-	-	-	-
at Auburn	-	-	-	-	-	-
vs Alabama	-	-	-	-	-	-
at Arkansas	-	-	-	-	-	-
at Texas A&M	-	-	-	-	-	-
vs Ole Miss	-	-	-	-	-	-
at Florida	-	-	-	-	-	-
<b>TOTALS</b>	<b>3</b>	<b>6</b>	<b>106</b>	<b>3</b>	<b>2</b>	<b>76</b>

## LSU DRIVE CHARTS

### MISSISSIPPI STATE

QTR	TIME	START	PL-YDS	TOP	RESULT
1	13:27	LSU 35	5-17	2:18	Punt
1	4:47	LSU 37	4-12	1:25	Punt
1	0:37	LSU 45	3- -1	1:22	Punt
2	11:37	LSU 38	3- -2	1:26	Punt
2	9:45	MSU 00	0-0	0:00	TD
2	7:39	LSU 16	8-84	2:19	TD
2	2:27	LSU 25	3-0	0:25	Punt
2	0:59	LSU 11	5-26	0:59	Half
3	15:00	LSU 25	15-67	5:27	FG
3	6:23	LSU 25	5-75	1:22	TD
3	4:46	LSU 25	10-34	3:48	INT
4	14:14	LSU 25	4-6	1:35	Punt
4	11:53	MSU 45	3-45	0:52	TD
4	10:54	MSU 23	4-1	1:17	FG
4	7:27	LSU 25	3-7	1:12	Punt
4	3:39	MSU 26	11-49	3:39	INT

## LSU DRIVE CHARTS

### VANDERBILT

QTR	TIME	START	PL-YDS	TOP	RESULT
1	13:41	LSU 44	5-16	2:05	Punt
1	7:53	LSU 15	6-85	1:44	TD
1	3:26	LSU 14	6-36	2:59	Punt
2	14:03	Vandy 38	4-38	1:35	TD
2	9:27	LSU 40	3-0	0:21	INT
2	5:07	LSU 25	3-75	0:55	TD
2	0:16	LSU 20	1- -2	0:16	Half
3	15:00	LSU 25	3-9	1:51	Punt
3	12:18	LSU 41	7-25	1:53	FG
3	8:13	Vandy 20	4-7	1:03	FG
3	4:15	LSU 15	9-85	3:29	TD
4	11:16	LSU 21	7-79	3:05	TD
4	7:57	LSU 47	13-44	7:57	Half

## LSU DRIVE CHARTS

### MISSOURI

QTR	TIME	START	PL-YDS	TOP	RESULT
1	13:07	LSU 25	10-75	5:04	TD
1	6:15	MU 47	6-47	2:30	TD
1	0:22	LSU 25	3-8	0:35	Punt
2	14:47	MU 25	1-25	0:06	TD
2	12:17	MU 31	4-7	1:01	FG
2	7:33	LSU 25	3-8	1:07	Punt
2	1:56	LSU 25	3- 2	0:59	Punt
3	15:00	LSU 25	4-30	2:07	Punt
3	12:46	MU 05	2-5	0:21	TD
3	10:46	LSU 25	1-75	0:10	TD
3	8:48	LSU 10	7-37	3:30	Punt
3	2:36	LSU 25	6-42	2:36	FG
4	11:07	LSU 39	8-34	4:03	FGA
4	5:18	LSU 25	13-74	5:02	Downs

## OPPONENT DRIVE CHARTS

### MISSISSIPPI STATE

QTR	TIME	START	PL-YDS	TOP	RESULT
1	15:00	MSU 25	3- -3	1:33	Punt
1	11:09	MSU 16	12-66	6:22	FG
1	3:22	MSU 14	3-3	2:45	Punt
2	14:15	MSU 5	8-55	2:44	Fumble
2	10:05	MSU 9	3-0	0:20	Int
2	9:45	MSU 25	6-75	2:00	TD
2	5:20	MSU 25	7-75	2:53	TD
2	2:02	MSU 28	5-22	1:03	Punt
3	9:33	MSU 25	9-69	3:10	FG
3	5:01	MSU 25	1-75	0:15	TD
3	0:58	MSU 44	5-56	1:44	TD
4	12:39	MSU 11	2-6	0:46	INT
4	11:01	MSU 25	1- -2	0:07	Fumble
4	9:37	MSU 25	7-50	2:10	FG
4	6:15	MSU 29	7-51	2:36	TD
4	0:00	MSU 20	0-0	0:00	Half

## OPPONENT DRIVE CHARTS

### VANDERBILT

QTR	TIME	START	PL-YDS	TOP	RESULT
1	15:00	Vandy 21	3-0	1:19	Punt
1	11:36	Vandy 8	7-39	3:43	Punt
1	6:09	Vandy 25	4-25	2:43	Punt
1	0:27	Vandy 15	3- -2	1:24	Punt
2	12:28	Vandy 25	7-35	3:01	Downs
2	9:06	Vandy 42	8-58	3:59	TD
2	4:03	LSU 42	11-38	3:47	FGA
3	13:09	Vandy 12	3-4	0:51	Punt
3	10:25	Vandy 25	4- -6	2:12	Punt
3	7:10	Vandy 25	7-14	2:55	Punt
3	0:46	Vandy 25	11-66	4:30	INT
4	8:04	Vandy 30	1-0	0:07	INT

## OPPONENT DRIVE CHARTS

### MISSOURI

QTR	TIME	START	PL-YDS	TOP	RESULT
1	15:00	MU 25	4-75	1:53	TD
1	7:56	MU 40	4-7	1:41	Downs
1	3:45	MU 25	9-75	3:23	TD
2	0:00	MU 25	0-0	0:00	Fumble
2	14:41	MU 25	6-6	2:24	Fumble
2	11:16	MU 25	9-75	3:43	TD
2	6:26	MU 26	9-40	4:30	FG
2	0:57	MU 15	2- -6	0:57	Half
3	12:53	MU 02	1-3	0:07	Fumble
3	12:25	MU 25	4-75	1:39	TD
3	10:36	MU 25	3-9	1:48	Punt
3	5:18	MU 17	7-83	2:42	TD
4	15:00	MU 25	7-36	3:53	FGA
4	7:04	MU 23	4-0	1:46	TD
4	0:16	MU 01	1-1	0:16	Half





## TEAM STATISTICS

	LSU	Opp.
SCORING	116	96
Points Per Game	38.7	32.0
Points Off Turnovers	41	14
FIRST DOWNS	73	66
Rushing	21	22
Passing	50	43
Penalty	2	1
RUSHING YARDAGE	290	342
Yards gained rushing	355	432
Yards lost rushing	65	90
Rushing Attempts	90	92
Average Per Rush	3.2	3.7
Average Per Game	96.7	114.0
TDs Rushing	2	2
PASSING YARDAGE	1112	1142
Comp-Att-Int	79-131-3	76-120-4
Average Per Pass	8.5	9.5
Average Per Catch	14.1	15.0
Average Per Game	370.7	380.7
TDs Passing	11	10
TOTAL OFFENSE	1402	1484
Total Plays	221	212
Average Per Play	6.3	7.0
Average Per Game	467.3	494.7
KICK RETURNS: #-Yards	1-16	4-140
PUNT RETURNS: #-Yards	5-100	3-6
INT RETURNS: #-Yards	4-35	3-22
KICK RETURN AVERAGE	16.0	35.0
PUNT RETURN AVERAGE	20.0	2.0
INT RETURN AVERAGE	8.8	7.3
FUMBLES-LOST	0-0	7-5
PENALTIES-Yards	15-91	18-119
Average Per Game	30.3	39.7
PUNTS-Yards	15-693	11-526
Average Per Punt	46.2	47.8
Net punt average	45.8	36.9
KICKOFFS-Yards	23-1486	19-1235
Average Per Kick	64.6	65.0
Net kick average	37.9	40.5
TIME OF POSSESSION/Game	29:19	30:41
3RD-DOWN Conversions	9/39	20/43
3rd-Down Pct	23%	47%
4TH-DOWN Conversions	3/4	1/3
4th-Down Pct	75%	33%
SACKS BY-Yards	9-65	9-55
MISC YARDS	0	11
TOUCHDOWNS SCORED	14	12
FIELD GOALS-ATTEMPTS	6-7	4-6
ON-SIDE KICKS	0-0	0-0
RED-ZONE SCORES	(9-11) 82%	(6-9) 67%
RED-ZONE TOUCHDOWNS	(6-11) 55%	(3-9) 33%
PAT-ATTEMPTS	(14-14) 100%	(12-12) 100%
ATTENDANCE	21124	12013
Games/Avg Per Game	1/21124	2/6006
Neutral Site Games	0/0	

Score by quarters	1st	2nd	3rd	4th	Total
LSU	21	38	40	17	116
Opponents	17	31	24	24	96

## GAME RESULTS

* Sep 26, 2020	MISSISSIPPI ST.	L	34-44	0-1-0	0-1-0	3:56	21124
* Oct 3, 2020	at Vanderbilt	W	41-7	1-1-0	1-1-0	3:02	2000
* Oct 10, 2020	at Missouri	L	41-45	1-2-0	1-2-0	3:34	10013

## SCORING

SCORING	TD	FGs	PATs		Rush	Rcv	Pass	DXP	Saf	Points
			Kick							
Terrace Marshall Jr.	7	0-0	0-0		0-0	0	0-0	0	0	42
Cade York	0	6-7	14-14		0-0	0	0-0	0	0	32
Jontre Kirklín	2	0-0	0-0		0-0	0	0-0	0	0	12
Arik Gilbert	2	0-0	0-0		0-0	0	0-0	0	0	12
Tyrion Davis-Price	1	0-0	0-0		0-0	0	0-0	0	0	6
Jabril Cox	1	0-0	0-0		0-0	0	0-0	0	0	6
John Emery Jr.	1	0-0	0-0		0-0	0	0-0	0	0	6
<b>Total</b>	<b>14</b>	<b>6-7</b>	<b>14-14</b>		<b>0-0</b>	<b>0</b>	<b>0-0</b>	<b>0</b>	<b>0</b>	<b>116</b>
<b>Opponents</b>	<b>12</b>	<b>4-6</b>	<b>12-12</b>		<b>0-0</b>	<b>0</b>	<b>0-0</b>	<b>0</b>	<b>0</b>	<b>96</b>

## TOTAL OFFENSE

TOTAL OFFENSE	GP	Plays	Rush	Pass	Total	Avg/G
Myles Brennan	3	148	-36	1112	1076	358.7
John Emery Jr.	3	21	137	0	137	45.7
Tyrion Davis-Price	3	28	110	0	110	36.7
Chris Curry	2	14	53	0	53	26.5
Josh Williams	3	8	30	0	30	10.0
TEAM	2	2	-4	0	-4	-2.0
<b>Total</b>	<b>3</b>	<b>221</b>	<b>290</b>	<b>1112</b>	<b>1402</b>	<b>467.3</b>
<b>Opponents</b>	<b>3</b>	<b>212</b>	<b>342</b>	<b>1142</b>	<b>1484</b>	<b>494.7</b>

## RUSHING

RUSHING	GP-GS	Att	Gain	Loss	Net	Avg	TD	Long	Avg/G
John Emery Jr.	3-0	21	139	2	137	6.5	1	17	45.7
Tyrion Davis-Price	3-1	28	110	0	110	3.9	1	24	36.7
Chris Curry	2-2	14	57	4	53	3.8	0	12	26.5
Josh Williams	3-0	8	30	0	30	3.8	0	8	10.0
TEAM	2-0	2	0	4	-4	-2.0	0	0	-2.0
<b>Myles Brennan</b>	<b>3-3</b>	<b>17</b>	<b>19</b>	<b>55</b>	<b>-36</b>	<b>-2.1</b>	<b>0</b>	<b>7</b>	<b>-12.0</b>
<b>Total</b>	<b>3</b>	<b>90</b>	<b>355</b>	<b>65</b>	<b>290</b>	<b>3.2</b>	<b>2</b>	<b>24</b>	<b>96.7</b>

## PASSING

PASSING	GP-GS	Effic	Cmp-Att-Int	Pct	Yards	TD	Long	Avg/G
Myles Brennan	3-3	154.7	79-131-3	60.3	1112	11	75	370.7
<b>Total</b>	<b>3</b>	<b>154.7</b>	<b>79-131-3</b>	<b>60.3</b>	<b>1112</b>	<b>11</b>	<b>75</b>	<b>370.7</b>
<b>Opponents</b>	<b>3</b>	<b>164.1</b>	<b>76-120-4</b>	<b>63.3</b>	<b>1142</b>	<b>10</b>	<b>75</b>	<b>380.7</b>

## RECEIVING

RECEIVING	GP-GS	No.	Yards	Avg	TD	Long	Avg/G
Terrace Marshall Jr.	3-3	21	424	20.2	7	75	141.3
Arik Gilbert	3-3	14	177	12.6	2	25	59.0
Kayshon Boutte	3-1	9	101	11.2	0	17	33.7
Jaray Jenkins	3-0	8	128	16.0	0	47	42.7
John Emery Jr.	3-0	8	51	6.4	0	11	17.0
Racey McMath	3-3	6	96	16.0	0	28	32.0
Jontre Kirklin	3-2	5	81	16.2	2	29	27.0
Tyrion Davis-Price	3-1	3	21	7.0	0	8	7.0
Trey Palmer	3-0	2	15	7.5	0	12	5.0
Koy Moore	3-0	2	12	6.0	0	7	4.0
Alex Adams	1-0	1	6	6.0	0	6	6.0
<b>Total</b>	<b>3</b>	<b>79</b>	<b>1112</b>	<b>14.1</b>	<b>11</b>	<b>75</b>	<b>370.7</b>
<b>Opponents</b>	<b>3</b>	<b>76</b>	<b>1142</b>	<b>15.0</b>	<b>10</b>	<b>75</b>	<b>380.7</b>

## ALL-PURPOSE

ALL PURPOSE	GP	Rush	Rcv	PR	KR	IR	Total	Avg/G
Terrace Marshall Jr.	3	0	424	0	0	0	424	141.3
John Emery Jr.	3	137	51	0	0	0	188	62.7
Arik Gilbert	3	0	177	0	0	0	177	59.0
Tyrion Davis-Price	3	110	21	0	0	0	131	43.7
Jaray Jenkins	3	0	128	0	0	0	128	42.7
Kayshon Boutte	3	0	101	0	0	0	101	33.7
Racey McMath	3	0	96	0	0	0	96	32.0
Derek Stingley Jr.	2	0	0	92	0	0	92	46.0
Jontre Kirklin	3	0	81	0	0	0	81	27.0
Chris Curry	2	53	0	0	0	0	53	26.5
Trey Palmer	3	0	15	8	16	0	39	13.0
Josh Williams	3	30	0	0	0	0	30	10.0
Todd Harris Jr.	3	0	0	0	0	21	21	7.0
Jabril Cox	3	0	0	0	0	14	14	4.7
Koy Moore	3	0	12	0	0	0	12	4.0
Alex Adams	1	0	6	0	0	0	6	6.0
TEAM	2	-4	0	0	0	0	-4	-2.0
<b>Myles Brennan</b>	<b>3</b>	<b>-36</b>	<b>0</b>	<b>0</b>	<b>0</b>	<b>0</b>	<b>-36</b>	<b>-12.0</b>
<b>Total</b>	<b>3</b>	<b>290</b>	<b>1112</b>	<b>100</b>	<b>16</b>	<b>35</b>	<b>1553</b>	<b>517.7</b>
<b>Opponents</b>	<b>3</b>	<b>342</b>	<b>1142</b>	<b>6</b>	<b>140</b>	<b>22</b>	<b>1652</b>	<b>550.7</b>

## PUNT RETURNS

PUNT RETURNS	No.	Yards	Avg	TD	Long
Derek Stingley Jr.	3	92	30.7	0	48
Trey Palmer	2	8	4.0	0	10
<b>Total</b>	<b>5</b>	<b>100</b>	<b>20.0</b>	<b>0</b>	<b>48</b>

## INTERCEPTIONS

INTERCEPTIONS	No.	Yards	Avg	TD	Long
Eli Ricks	2	0	0.0	0	0
Jabril Cox 1	14	14.0	1	14	
Todd Harris Jr.	1	21	21.0	0	21
<b>Total</b>	<b>4</b>	<b>35</b>	<b>8.8</b>	<b>1</b>	<b>21</b>
<b>Opponents</b>	<b>3</b>	<b>22</b>	<b>7.3</b>	<b>0</b>	<b>20</b>

## KICK RETURNS

KICK RETURNS	No.	Yards	Avg	TD	Long
Trey Palmer	1	16	16.0	0	16
<b>Total</b>	<b>1</b>	<b>16</b>	<b>16.0</b>	<b>0</b>	<b>16</b>
<b>Opponents</b>	<b>4</b>	<b>140</b>	<b>35.0</b>	<b>0</b>	<b>58</b>

## FUMBLE RETURNS

FUMBLE RETURNS	No.	Yards	Avg	TD	Long
<b>Total</b>	<b>0</b>	<b>0</b>	<b>0.0</b>	<b>0</b>	<b>0</b>
<b>Opponents</b>	<b>0</b>	<b>0</b>	<b>0.0</b>	<b>0</b>	<b>0</b>

## PUNTING

PUNTING	No.	Yards	Avg	Long	TB	FC	I20	50+	Blkd
Zach Von Rosenberg	15	693	46.2	60	0	7	11	5	0
<b>Total</b>	<b>15</b>	<b>693</b>	<b>46.2</b>	<b>60</b>	<b>0</b>	<b>7</b>	<b>11</b>	<b>5</b>	<b>0</b>
<b>Opponents</b>	<b>11</b>	<b>526</b>	<b>47.8</b>	<b>66</b>	<b>1</b>	<b>4</b>	<b>4</b>	<b>5</b>	<b>0</b>

## KICKOFFS

KICKOFFS	No.	Yards	Avg	TB	OB	Retn	Net	YdLn
Avery Atkins	23	1486	64.6	19	0			
<b>Total</b>	<b>23</b>	<b>1486</b>	<b>64.6</b>	<b>19</b>	<b>0</b>	<b>35.0</b>	<b>37.9</b>	<b>27</b>
<b>Opponents</b>	<b>19</b>	<b>1235</b>	<b>65.0</b>	<b>18</b>	<b>0</b>	<b>16.0</b>	<b>40.5</b>	<b>24</b>

## FIELD GOALS

FIELD GOALS	Made-Att	Pct	01-19	20-29	30-39	40-49	50-99	Long	Blkd
Cade York	6-7	85.7	0-0	1-1	1-1	2-3	2-2	53	1

## FG SEQUENCE

FG SEQUENCE	LSU	Opponents
Mississippi St.	(26),(40)	(35),(24),(43)
Vanderbilt	(53),(31)	22
Missouri	(42),(51),45	(52),56

Numbers in (parentheses) indicate field goal was made.

## DEFFENSIVE LEADERS

DEFENSIVE LEADERS	GP-GS	Tackles				TFL-Yds	Sacks No-Yds	Pass Defense			Fumbles		Blkd	
		Solo	Ast	Total				Int-Yds	BU	PD	Qbh	Rcv-Yds	FF	Kick
18 Damone Clark	3-3	11	12	23	2.5-12	1.0-10	.	.	1	.	.	.	.	.
7 JaCoby Stevens	3-3	10	12	22	2.0-10	2.0-10	.	1	1	.	2-0	1	.	.
19 Jabril Cox	3-3	15	6	21	4.0-17	1.0-11	1-14	.	1	1	1-0	.	.	.
25 Cordale Flott	3-3	14	2	16	3.5-14	.	.	1	1	.	.	1	.	.
14 Maurice Hampton Jr.	3-3	7	4	11	1.0-4	.	.	.	.	.	.	.	.	.
24 Derek Stingley Jr.	2-2	9	2	11	.	.	.	.	.	.	.	.	.	.
11 Ali Gaye	3-3	6	4	10	5.0-20	1.0-7	.	3	3	2	1-0	.	.	.
3 Andre Anthony	3-3	3	6	9	1.0-8	1.0-8	.	1	1	2	.	.	.	.
4 Todd Harris Jr.	3-1	6	2	8	.	.	1-21	.	1	.	.	1	.	.
5 Jay Ward	2-0	5	3	8	.	.	.	3	3	.	.	.	.	.
1 Eli Ricks	3-2	3	4	7	.	.	2-0	2	4	.	.	.	.	.
94 Joseph Evans	3-3	1	5	6	.	.	.	.	.	.	.	.	.	.
92 Neil Farrell Jr.	3-0	2	4	6	.	.	.	.	.	.	.	.	.	.
8 BJ Ojulari	3-0	3	2	5	2.0-14	1.0-11	.	.	.	2	.	1	.	.
23 Micah Baskerville	2-1	2	3	5	.	.	.	.	.	.	.	.	.	.
31 Cameron Lewis	3-0	1	3	4	.	.	.	.	.	.	.	.	.	.
62 Siaki Ika	3-1	2	1	3	1.0-5	1.0-5	.	.	.	.	.	.	.	.
49 Travez Moore	3-0	1	2	3	1.0-3	1.0-3	.	.	.	.	.	.	.	.
17 Racey McMath	3-3	2	.	2	.	.	.	.	.	.	.	1	.	.
26 Darren Evans	2-1	2	.	2	.	.	.	.	.	.	.	.	.	.
32 Avery Atkins	3-0	.	1	1	.	.	.	.	.	.	.	.	.	.
44 Tory Carter	3-0	.	1	1	.	.	.	.	.	.	.	.	.	.
43 Ray Thornton	3-0	.	1	1	.	.	.	.	.	.	.	.	.	.
97 Glen Logan	1-1	1	.	1	.	.	.	.	.	.	.	.	.	.
21 Jordan Toles	3-0	.	1	1	.	.	.	.	.	.	.	.	.	.
28 Lloyd Cole	3-0	1	.	1	.	.	.	.	.	.	.	.	.	.
99 Jaquelin Roy	2-0	.	1	1	.	.	.	.	.	2	.	.	.	.
48 Quentin Skinner	3-0	.	.	.	.	.	.	.	.	.	1-0	.	.	.
<b>Total</b>	<b>3-0</b>	<b>107</b>	<b>82</b>	<b>189</b>	<b>23-107</b>	<b>9-65</b>	<b>4-35</b>	<b>11</b>	<b>15</b>	<b>10</b>	<b>5-0</b>	<b>5</b>	.	.
<b>Opponents</b>	<b>3-0</b>	<b>98</b>	<b>118</b>	<b>216</b>	<b>12-61</b>	<b>9-55</b>	<b>3-22</b>	<b>17</b>	<b>20</b>	<b>7</b>	.	.	<b>1</b>	.

## PASSING

#15 Myles Brennan	Comp-Att-Int	Pct	Yards	TD	Long	Sack-Yds	Effic
Mississippi St.	27-46-2	58.7	345	3	47	7-45	134.52
Vanderbilt	23-37-1	62.2	337	4	51	0-0	168.94
Missouri	29-48-0	60.4	430	4	75	2-10	163.17
<b>TOTALS</b>	<b>79-131-3</b>	<b>60.3</b>	<b>1112</b>	<b>11</b>	<b>75</b>	<b>9-55</b>	<b>154.74</b>

## RUSHING

	no-yds/td	MSU	VANDY	MIZZ	FLORIDA	SC	UA	AU	ARK	TAMU	OM
John Emery	21-137/1	7-27/0	12-103/1	2-7/0							
Ty Davis-Price	28-110/1	11-43/0	8-29/0	9-38/1							
Chris Curry	14-53/0	9-47/0	DNP	5-6/0							
Josh Williams	8-30/0	0-0/0	8-30/0	0-0/0							
TEAM	2--4/0	DNP	2--4/0	0-0/0							
Myles Brennan	17--36/0	11--37/0	2-3/0	4--2/0							

## RECEIVING

	no-yds/td	MSU	VANDY	MIZZ	FLORIDA	SC	UA	AU	ARK	TAMU	OM
T. Marshall	21-424/7	8-122/2	2-67/2	11-235/3							
Arik Gilbert	14-177/2	4-37/1	4-43/0	6-97/1							
Jaray Jenkins	8-128/0	5-85/0	2-32/0	1-11/0							
Kayshon Boutte	9-101/0	1-6/0	3-46/0	5-49/0							
Racey McMath	6-96/0	3-50/0	1-22/0	2-24/0							
Jontre Kirklin	5-81/2	1-12/0	3-65/2	1-4/0							
John Emery	8-51/0	3-25/0	3-21/0	2-5/0							
Ty Davis-Price	3-21/0	0-0/0	2-16/0	1-5/0							
Trey Palmer	2-15/0	1-3/0	1-12/0	0-0/0							
Koy Moore	2-12/0	1-5/0	1-7/0	0-0/0							
Alex Adams	1-6/0	DNP	1-6/0	DNP							

## TEAM STATISTICS

		Rushing				Receiving				Passing				Kick Ret				Punt Ret					
tot		no.	yds	td	lg	no.	yds	td	lg	c-a-i	yds	td	lg	no.	yds	td	lg	no.	yds	td	lg	off	
Date	Opponent																						
Sep 26, 2020	MISSISSIPPI ST.	38	80	0	12	27	345	3	47	27-46-2	345	3	47	1	16	0	16	1	-2	0	0	425	
Oct 3, 2020	at Vanderbilt	32	161	1	17	23	337	4	51	23-37-1	337	4	51	0	0	0	0	4	102	0	48	498	
Oct 10, 2020	at Missouri	20	49	1	24	29	430	4	75	29-48-0	430	4	75	0	0	0	0	0	0	0	0	479	
<b>LSU</b>		<b>90</b>	<b>290</b>	<b>2</b>	<b>24</b>	<b>79</b>	<b>1112</b>	<b>11</b>	<b>75</b>	<b>79-131-3</b>	<b>1112</b>	<b>11</b>	<b>75</b>	<b>1</b>	<b>16</b>	<b>0</b>	<b>16</b>	<b>5</b>	<b>100</b>	<b>0</b>	<b>48</b>	<b>1402</b>	
<b>Opponent</b>		<b>92</b>	<b>342</b>	<b>2</b>	<b>29</b>	<b>76</b>	<b>1142</b>	<b>10</b>	<b>75</b>	<b>76-120-4</b>	<b>1142</b>	<b>10</b>	<b>75</b>	<b>4</b>	<b>140</b>	<b>0</b>	<b>58</b>	<b>3</b>	<b>6</b>	<b>0</b>	<b>2</b>	<b>1484</b>	

Games: 3 Avg/rush: 3.2 Avg/catch: 14.1 Pass effic: 154.74 KR avg: 16.0 PR avg: 20.0 All purpose avg/game: 517.7 Total offense avg/gm: 467.3

		Tackles					Sacks		Fumble			Pass Defense				blkd	PAT Attempts			off		
Date	Opponent	solo	ast	total	tfl	yds	no.	yds	ff	fr	yds	no.	yds	qbh	brup	kick	kicks	rush	rcv	saf	t/o	pts
Sep 26, 2020	MISSISSIPPI ST.	33	26	59	7.0	43	5.0	38	1	2	0	2	14	1	8	0	4-4	0	0	0	17	34
Oct 3, 2020	at Vanderbilt	39	30	69	8.0	39	3.0	16	0	0	0	2	21	8	2	0	5-5	0	0	0	7	41
Oct 10, 2020	at Missouri	35	26	61	8.0	25	1.0	11	4	3	0	0	0	1	1	0	5-5	0	0	0	17	41
<b>LSU</b>		<b>107</b>	<b>82</b>	<b>189</b>	<b>23.0</b>	<b>107</b>	<b>9.0</b>	<b>65</b>	<b>5</b>	<b>5</b>	<b>0</b>	<b>4</b>	<b>35</b>	<b>10</b>	<b>11</b>	<b>0</b>	<b>14-14</b>	<b>0</b>	<b>0</b>	<b>0</b>	<b>41</b>	<b>116</b>
<b>Opponent</b>		<b>98</b>	<b>118</b>	<b>216</b>	<b>12.0</b>	<b>61</b>	<b>9.0</b>	<b>55</b>	<b>0</b>	<b>0</b>	<b>0</b>	<b>3</b>	<b>22</b>	<b>7</b>	<b>17</b>	<b>1</b>	<b>12-12</b>	<b>0</b>	<b>0</b>	<b>0</b>	<b>14</b>	<b>96</b>

		Punting									Field Goals			Kickoffs				
Date	Opponent	no.	yds	avg	long	blkd	tb	fc	50+	in20	m-a	long	blkd	no.	yds	avg	tb	ob
Sep 26, 2020	MISSISSIPPI ST.	7	346	49.4	58	0	0	5	3	5	2-2	40	0	7	455	65.0	7	0
Oct 3, 2020	at Vanderbilt	3	121	40.3	54	0	0	2	1	3	2-2	53	0	8	512	64.0	5	0
Oct 10, 2020	at Missouri	5	226	45.2	60	0	0	0	1	3	2-3	51	1	8	519	64.9	7	0
<b>LSU</b>		<b>15</b>	<b>693</b>	<b>46.2</b>	<b>60</b>	<b>0</b>	<b>0</b>	<b>7</b>	<b>5</b>	<b>11</b>	<b>6-7</b>	<b>53</b>	<b>1</b>	<b>23</b>	<b>1486</b>	<b>64.6</b>	<b>19</b>	<b>0</b>
<b>Opponent</b>		<b>11</b>	<b>526</b>	<b>47.8</b>	<b>66</b>	<b>0</b>	<b>1</b>	<b>4</b>	<b>5</b>	<b>4</b>	<b>4-6</b>	<b>52</b>	<b>0</b>	<b>19</b>	<b>1235</b>	<b>65.0</b>	<b>18</b>	<b>0</b>

## OPPONENT TEAM STATISTICS

Date	Opponent	Rushing				Receiving				Passing				Kick Ret				Punt Ret				tot off
		no.	yds	td	lg	no.	yds	td	lg	c-a-i	yds	td	lg	no.	yds	td	lg	no.	yds	td	lg	
Sep 26, 2020	MISSISSIPPI ST.	16	9	0	12	36	623	5	75	36-60-2	623	5	75	0	0	0	0	0	0	0	0	632
Oct 3, 2020	at Vanderbilt	43	153	0	22	11	113	1	40	11-25-2	113	1	40	3	101	0	58	0	0	0	0	266
Oct 10, 2020	at Missouri	33	180	2	29	29	406	4	69	29-35-0	406	4	69	1	39	0	39	3	6	0	2	586
<b>Opponent totals</b>		<b>92</b>	<b>342</b>	<b>2</b>	<b>29</b>	<b>76</b>	<b>1142</b>	<b>10</b>	<b>75</b>	<b>76-120-4</b>	<b>1142</b>	<b>10</b>	<b>75</b>	<b>4</b>	<b>140</b>	<b>0</b>	<b>58</b>	<b>3</b>	<b>6</b>	<b>0</b>	<b>2</b>	<b>1484</b>
<b>LSU</b>		<b>90</b>	<b>290</b>	<b>2</b>	<b>24</b>	<b>79</b>	<b>1112</b>	<b>11</b>	<b>75</b>	<b>79-131-3</b>	<b>1112</b>	<b>11</b>	<b>75</b>	<b>1</b>	<b>16</b>	<b>0</b>	<b>16</b>	<b>5</b>	<b>100</b>	<b>0</b>	<b>48</b>	<b>1402</b>

Games: 3 Avg/rush: 3.7 Avg/catch: 15.0 Pass effic: 164.11 KR avg: 35.0 All purpose avg/game: 550.7 Total offense avg/gm: 494.7

Date	Opponent	Tackles					Sacks		Fumble			Pass Defense				blkd	PAT Attempts			off		
		solo	ast	total	tfl	yds	no.	yds	ff	fr	yds	no.	yds	qbh	brup	kick	kicks	rush	rcv	saf	t/o	pts
Sep 26, 2020	MISSISSIPPI ST.	37	52	89	7.0	45	7.0	45	0	0	0	2	20	0	4	0	5-5	0	0	0	7	44
Oct 3, 2020	at Vanderbilt	36	34	70	1.0	2	0.0	0	0	0	0	1	2	3	3	0	1-1	0	0	0	7	7
Oct 10, 2020	at Missouri	25	32	57	4.0	14	2.0	10	0	0	0	0	0	4	10	1	6-6	0	0	0	0	45
<b>Opponent totals</b>		<b>98</b>	<b>118</b>	<b>216</b>	<b>12.0</b>	<b>61</b>	<b>9.0</b>	<b>55</b>	<b>0</b>	<b>0</b>	<b>0</b>	<b>3</b>	<b>22</b>	<b>7</b>	<b>17</b>	<b>1</b>	<b>12-12</b>	<b>0</b>	<b>0</b>	<b>0</b>	<b>14</b>	<b>96</b>
<b>LSU</b>		<b>107</b>	<b>82</b>	<b>189</b>	<b>23.0</b>	<b>107</b>	<b>9.0</b>	<b>65</b>	<b>5</b>	<b>5</b>	<b>0</b>	<b>4</b>	<b>35</b>	<b>10</b>	<b>11</b>	<b>0</b>	<b>14-14</b>	<b>0</b>	<b>0</b>	<b>0</b>	<b>41</b>	<b>116</b>

Date	Opponent	Punting										Field Goals			Kickoffs				
		no.	yds	avg	long	blkd	tb	fc	50+	in20	m-a	long	blkd	no.	yds	avg	tb	ob	
Sep 26, 2020	MISSISSIPPI ST.	3	134	44.7	58	0	0	1	1	1	3-3	43	0	9	585	65.0	8	0	
Oct 3, 2020	at Vanderbilt	7	326	46.6	53	0	0	3	3	3	0-1	0	0	2	130	65.0	2	0	
Oct 10, 2020	at Missouri	1	66	66.0	66	0	1	0	1	0	1-2	52	0	8	520	65.0	8	0	
<b>Opponent totals</b>		<b>11</b>	<b>526</b>	<b>47.8</b>	<b>66</b>	<b>0</b>	<b>1</b>	<b>4</b>	<b>5</b>	<b>4</b>	<b>4-6</b>	<b>52</b>	<b>0</b>	<b>19</b>	<b>1235</b>	<b>65.0</b>	<b>18</b>	<b>0</b>	
<b>LSU</b>		<b>15</b>	<b>693</b>	<b>46.2</b>	<b>60</b>	<b>0</b>	<b>0</b>	<b>7</b>	<b>5</b>	<b>11</b>	<b>6-7</b>	<b>53</b>	<b>1</b>	<b>23</b>	<b>1486</b>	<b>64.6</b>	<b>19</b>	<b>0</b>	

## TACKLES

	(UT-AT-TOT)	MS	VANDY	MIZZ	UF	SC	AUB	UA	ARK	TAMU	OM
Damone Clark	11-12-23	5-6	1-2	5-4							
JaCoby Stevens	10-12-22	4-2	5-6	1-4							
Jabril Cox	15-6-21	4-2	6-1	5-3							
Cordale Flott	14-2-16	5-2	4-0	5-0							
Derek Stingley	9-2-11	DNP	5-1	4-1							
Maurice Hampton	7-4-11	2-1	1-0	4-3							
Ali Gaye	6-4-10	2-1	1-2	3-1							
Andre Anthony	3-6-9	-	3-3	0-3							
Todd Harris	6-2-8	2-1	2-1	2-0							
Jay Ward	5-3-8	4-1	DNP	1-2							
Eli Ricks	3-4-7	1-3	1-1	1-0							
Neil Farrell	2-4-6	0-1	1-3	1-0							
Joseph Evans	1-5-6	0-3	1-2	-							
M. Baskerville	2-3-5	1-2	1-1	DNP							
BJ Ojulari	3-2-5	0-1	2-1	1-0							
Cameron Lewis	1-3-4	-	1-1	0-2							
Siaki Ika	2-1-3	-	2-1	-							
Travez Moore	1-2-3	-	1-1	0-1							
Darren Evans	2-0-2	2-0	-	DNP							
Racey McMath	2-0-2	1-0	-	1-0							
Jordan Toles	0-1-1	-	0-1	-							
Lloyd Cole	1-0-1	-	1-0	-							
Avery Atkins	0-1-1	-	-	0-1							
Ray Thornton	0-1-1	-	0-1	-							
Tory Carter	0-1-1	-	-	0-1							
Jaquelin Roy	0-1-1	DNP	0-1	-							
Glen Logan	1-0-1	DNP	DNP	1-0							

## TACKLES FOR LOSS

	(UA-AT-TOT)	MS	VANDY	MIZZ	UF	SC	AUB	UA	ARK	TAMU	OM
Ali Gaye	5-0-5.0	2.0-10	1.0-7	2.0-3							
Jabril Cox	4-0-4.0	1.0-11	1.0-2	2.0-4							
Cordale Flott	3-1-3.5	0.5-1	2.0-11	1.0-2							
Damone Clark	2-1-2.5	1.5-11	-	1.0-1							
JaCoby Stevens	2-0-2.0	2.0-10	-	-							
BJ Ojulari	2-0-2.0	-	1.0-3	1.0-11							
Siaki Ika	1-0-1.0	-	1.0-5	-							
Maurice Hampton	1-0-1.0	-	-	1.0-4							
Andre Anthony	1-0-1.0	-	1.0-8	-							
Travez Moore	1-0-1.0	-	1.0-3	-							

## Games against Ranked Teams

### Beat a top 25 team

#3 Clemson, 42-25, in CFP National Championship (01/13/20)

### Beat a top 10 team

#3 Clemson, 42-25, in CFP National Championship (01/13/20)

### Beat a top 5 team

#3 Clemson, 42-25, in CFP National Championship (01/13/20)

### Beat an FBS No. 1 team (AP or Coaches Poll)

#1 Ohio State, 38-24 (01/07/08 - BCS Championship Game)

### Beat an FBS No. 1 team (AP or Coaches Poll) at home

#1 Florida, 28-21 (10/11/97)

### Beat a ranked opponent at home

#9 Auburn, 23-20, in Baton Rouge (10/26/19)

### Beat a ranked opponent on the road

#3 Alabama, 46-41, in Tuscaloosa (11/09/19)

### Beat a ranked opponent at a neutral site

#3 Clemson, 42-25, in CFP National Championship (01/13/20)

### Beat back-to-back ranked opponents

#4 Oklahoma, 63-28, in Chick-fil-A Peach Bowl (12/28/19) & #3 Clemson, 42-25, in CFP National Championship (01/13/20)

### Beat a ranked team in three straight games

12/07/19 - 01/13/20 #4 Georgia (SEC CG), #4 Oklahoma (Chick-fil-A Peach Bowl), #3 Clemson (CFP National Championship)

### Beat a ranked team in four straight games

11/23/01 - 01/01/02 vs. #22 Arkansas, #24 Auburn, #2 Tennessee (SEC CG), #7 Illinois (Sugar Bowl)

### Lost to a ranked opponent at home

#1 Alabama, 29-0 (11/03/18)

### Lost to a ranked opponent on the road

at #22 Texas A&M, 74-72 (11/24/18)

### Lost to a ranked opponent at a neutral site

#14 Notre Dame, 21-17, in Citrus Bowl (01/1/18)

### Lost to an unranked opponent at home

Mississippi State, 44-34 (09/26/20)

### Lost to an unranked opponent on the road

at Missouri, 45-41 (10/10/20)

## Special Situations

### Won on the last play of the game

at #7 Auburn (22-21, 09/15/17); 42 yard field goal by Cole Tracy as time expired

### Lost on the last play of the game

at Texas A&M (74-72, 11/24/18); in seventh overtime on 2-pt. conversion

### Came back and won from 10 or more down in 4th quarter

vs. #14 Wisconsin, 28-24 (8/30/14); down 24-13 entering 4th quarter

### Lost when leading by 10 or more in 4th quarter

#14 Clemson, 25-24 in Chick-fil-A Bowl (12/31/12); led 24-13 entering fourth quarter

### Lost when leading by 20 points or more

Tennessee, 30-27 OT (09/26/05); led 21-0 at halftime

### Scored on the first play from scrimmage

Travin Dural (94-yard pass from QB Anthony Jennings) vs. Sam Houston State (9/6/14)

### A QB caught a pass on a designed play

Matt Flynn (35-yards from WR Early Doucet) at Alabama (11/03/07)

### A RB threw a TD pass on a designated play

Clyde Edwards-Helaire (11 yards to Tory Carter) at Texas A&M in fifth overtime (11/24/18)

### Had two RB rush for at least 100 yards each

Derrius Guice (127 yards) and Darrel Williams (106 yards) vs. Texas A&M (11/25/17)

### A player gained 100 yards receiving and 100 yards rushing

Darrel Williams (103 yards rushing, 105 yards receiving) vs. Ole Miss (10/21/17)

### Had a player be responsible for six touchdowns

Joe Burrow (6) vs. #3 Clemson in CFP National Championship (01/13/20)

## Returns/Special Teams/Defense

### Returned a KO for a TD

Leonard Fournette, 100 yards vs. Notre Dame (12/30/14- Music City Bowl)

### Returned a Punt for a TD

Trey Palmer, 54 yards vs. Northwestern State (09/14/19)

### Returned an INT for a TD

Jabril Cox, 14 yards vs. Mississippi State (09/26/20)

### Returned 2 INTs for TDs

Ronald Martin (45 yards) & Lavar Edwards (23 yards) vs. Idaho (09/15/12)

### Returned 3 INTs for TDs

3 vs. Arkansas State (C. Raymond, D. Walkup, C. Buckels) (10/12/91)

### Recovered a fumble in endzone for a TD

William Clapp at Ole Miss (11/21/15)

### Returned a fumble for a TD

Michael Divinity Jr., 58-yard fumble recovery and return (forced by Devin White) at Texas A&M (11/24/18)

### Scored two defensive TDs in a game

2 vs. UL-Monroe (R. Brooks, INT; L. Edwards, FUM) (11/13/10)

### Faked a field goal for a touchdown

Trent Domingue (kicker), 16-yard run (10/17/15 vs. Florida)

### Faked a punt for a first down

Kendell Beckwith, 5-yard run in third quarter vs. Wisconsin (8/30/14)

### Faked a field goal for a first down

Josh Jasper, 5-yard run in 4th quarter (10/09/10 at Florida)

### A player kicked the PAT after scoring the TD

Trent Domingue vs. Florida (10/17/15)

### Blocked a FG

Austin Deculus, 45-yard Bubba Baxa attempt in second quarter vs. #8 Miami in Arlington (09/02/18)

### Returned a blocked FG for a TD

Patrick Peterson, 53 yards on the block of Ole Miss' 47-yard FG attempt (11/21/09)

### Blocked a PAT (kick)

Austin Deculus, kick attempt by Joseph Bulovas (11/03/18 vs. No. 1 Alabama)

### Returned a PAT for a Defensive Extra Point

Mark Roman, kick attempt by Seth Hanson (10/17/98 vs. Kentucky)

### Blocked a punt

Micah Baskerville at Vanderbilt (09/21/19)

### Blocked a punt for a safety

Jarvis Green, on an Andy Smith punt (10/16/99 at Kentucky)

### Returned a blocked punt for TD

Micah Baskerville, 23 yards, off Micah Baskerville's block at Vanderbilt (09/21/19)

### Recovered an onside kick

vs. Auburn (10/26/19); recovered by Derrick Dillon with 2:32 left in Fourth quarter

### Recovered an onside kick to start the game

vs. Auburn (12/01/01)

### Recorded a Safety (Team)

vs. Texas A&M (11/30/19); sacked by Neil Farrell Jr.

### Recorded a Safety (Individual tackle)

Neil Farrell Jr. vs. Texas A&M (11/30/19)

### Recorded six interceptions (Team)

6 at Mississippi State (08/30/07)

### Had a player record three interceptions

3 by Craig Steltz at Mississippi State (8/30/07)

### Had a player record 15 tackles

17 by Devin White at Texas A&M (11/24/18)

### Had six sacks as a team

8 vs. Louisville (12/31/16-Buffalo Wild Wings Citrus Bowl)

## Opponent Returns/Special Teams

### Returned a KO for a TD

Rashad Fenton of South Carolina, 96 yards in 2nd Quarter (10/10/15)

### Returned a Punt for a TD

Antonio Callaway of Florida, 72 yards in 3rd Quarter (10/17/15 in Baton Rouge)

### Returned an INT for a TD

Brad Stewart of Florida, 25 yards in 4th Quarter (10/06/18 at Florida)

### Returned 3 INTs for TDs

Ken Alvis, Fred Smith, and Brian Robinson of Auburn on Jamie Howard (09/17/94 at Auburn)

### Recovered a fumble in endzone for a TD

Chris Shelling of Auburn recovered fumble by Jermaine Sharp in 2nd Quarter (09/17/94 at Auburn)

### Returned a fumble for a TD

Elijah McAllister of Vanderbilt, 1 yard on Clyde Edwards-Helaire fumble in 2nd Quarter (09/21/19 at Vanderbilt)

### Blocked a FG

Tyree Gillespie of Missouri on kick by Cade York in 4th Quarter (10/10/20 in Columbia)

### Blocked a punt

Solomon Patton of Florida on punt by Brad Wing in 4th quarter (10/08/11 in Baton Rouge)

### Blocked two punts

Justin Hamilton and Jason Lallis of Virginia Tech on punts by Donnie Jones (9/01/02 at Virginia Tech)

### Blocked a punt for a safety

Justin Hamilton of Virginia Tech on punt by Donnie Jones (09/01/02 at Virginia Tech)

### Recorded a Safety (Team)

Parris Bennett of Syracuse on rush by Darrel Williams in 3rd Quarter (09/23/17 in Baton Rouge)

### Blocked a PAT (kick)

Johnathon Calvin of Mississippi State on PAT attempt by Colby Delahousse in 2nd Quarter (09/17/16 in Baton Rouge)

### Returned a PAT for a Defensive Extra Point

Eric Kelly of Kentucky off a bad snap in the 2nd Quarter (10/17/98 in Baton Rouge)

### Faked a field goal for a TD

Damon Duval of Auburn 1 yard run in 1st Quarter (09/18/99 in Baton Rouge)

### Recovered an onside kick

Dez Harris of Mississippi State in 4th Quarter (09/17/16 in Baton Rouge)



## Scoring

### Scored 30 or more points

All Games: 41 at Missouri (10/10/20)  
SEC Games: 41 at Missouri (10/10/20)

### Scored 40 or more points

All Games: 41 at Missouri (10/10/20)  
SEC Games: 41 at Missouri (10/10/20)

### Scored 50 or more points

All Games: 63 vs. Oklahoma, (12/28/19)  
SEC Games: 50 vs. Texas A&M, (11/30/19)

### Scored 60 or more points

All Games: 63 vs. Oklahoma, (12/28/19)  
SEC Games: 72 at Texas A&M, 7 OTs (11/24/18)

### Scored 70 or more points

All Games: 72 at Texas A&M, 7 OTs (11/24/18)  
SEC Games: 72 at Texas A&M, 7 OTs (11/24/18)

## Total Offense

### Had more than 400 total yards

All Games: 479 at Missouri (10/10/20)  
SEC Games: 479 at Missouri (10/10/20)

### Had more than 450 total yards

All Games: 479 at Missouri (10/10/20)  
SEC Games: 479 at Missouri (10/10/20)

### Had more than 500 total yards

All Games: 628 vs. Clemson (01/13/20)  
SEC Games: 553 vs. Texas A&M, (11/30/19)

### Had more than 550 total yards

All Games: 628 vs. Clemson (01/13/20)  
SEC Games: 553 vs. Texas A&M, (11/30/19)

### Had more than 600 total yards

All Games: 628 vs. Clemson (01/13/20)  
SEC Games: 612 vs. Arkansas, (11/23/19)

### Had More than 625 total yards

All Games: 628 vs. Clemson (01/13/20)  
SEC Games: 714 at Ole Miss, (11/16/19)

### Had more than 650 total yards

All Games: 692 vs. Oklahoma, (12/28/19)  
SEC Games: 714 at Ole Miss, (11/16/19)

### Had more than 700 total yards

All Games: 714 at Ole Miss, (11/16/19)  
SEC Games: 714 at Ole Miss, (11/16/19)

## Rushing Offense

### Rushed for 150 or more yards

All Games: 161 at Vanderbilt (10/03/20)  
SEC Games: 161 at Vanderbilt (10/03/20)

### Rushed for 200 or more yards

All Games: 260 vs. Arkansas, (11/23/19)  
SEC Games: 260 vs. Arkansas, (11/23/19)

### Rushed for 250 or more yards

All Games: 260 vs. Arkansas, (11/23/19)  
SEC Games: 260 vs. Arkansas, (11/23/19)

### Rushed for 300 or more yards

All Games: 393 vs Ole Miss (10/21/17)  
SEC Games: 393 vs Ole Miss (10/21/17)

### Rushed for 350 or more yards

All Games: 393 vs Ole Miss (10/21/17)  
SEC Games: 393 vs Ole Miss (10/21/17)

### Rushed for 400 or more yards

All Games: 418 vs. Missouri (10/01/16)  
SEC Games: 418 vs. Missouri (10/01/16)

### Rushed for 425 or more yards

All Games: 433 vs. Houston (09/07/96)  
SEC Games: 426 vs. Ole Miss (10/30/76)

### Rushed for 500 or more yards

All Games: 503 vs. Oregon (10/22/77)  
SEC Games: Never

## Passing Offense

### Passed for 250 or more yards

All Games: 430 at Missouri (10/10/20)  
SEC Games: 430 at Missouri (10/10/20)

### Passed for 300 or more yards

All Games: 430 at Missouri (10/10/20)  
SEC Games: 430 at Missouri (10/10/20)

### Passed for 350 or more yards

All Games: 430 at Missouri (10/10/20)  
SEC Games: 430 at Missouri (10/10/20)

### Passed for 400 or more yards

All Games: 430 at Missouri (10/10/20)  
SEC Games: 430 at Missouri (10/10/20)

### Passed for 450 or more yards

All Games: 463 vs. Clemson (10/13/20)  
SEC Games: 489 at Ole Miss, (11/16/19)

### Passed for 500 or more yards

All Games: 532 vs. Oklahoma, (12/28/19)  
SEC Games: 528 vs. Alabama (11/03/01)

## Scoring Defense

### Allowed 0 points .....

All Games: 0 vs. Southeastern La. (09/08/18)  
SEC Games: 0 at Mississippi State (08/30/07)

### Allowed 3 or fewer points....

All Games: 3 vs. Georgia Southern (08/31/19)  
SEC Games: 3 vs. Mississippi State (10/20/18)

### Allowed 7 or fewer points....

All Games: 7 at Vanderbilt (10/03/20)  
SEC Games: 7 at Vanderbilt (10/03/20)

### Allowed 10 or fewer points..

All Games: 7 at Vanderbilt (10/03/20)  
SEC Games: 7 at Vanderbilt (10/03/20)

### Allowed 14 or fewer points

All Games: 7 at Vanderbilt (10/03/20)  
SEC Games: 7 at Vanderbilt (10/03/20)

## Total Defense

### Allowed fewer than 75 total yards

All Games: 70 vs. Louisiana-Lafayette (10/05/02)  
SEC Games: 69 at Kentucky (10/15/66)

### Allowed fewer than 100 total yards

All Games: 98 vs. Georgia Southern (08/31/19)  
SEC Games: 90 vs. Auburn (10/13/73)

### Allowed fewer than 125 total yards

All Games: 98 vs. Georgia Southern (08/31/19)  
SEC Games: 114 vs. Kentucky (10/19/85)

### Allowed fewer than 150 total yards

All Games: 98 vs. Georgia Southern (08/31/19)  
SEC Games: 135 vs. Vanderbilt (09/11/10)

### Allowed fewer than 175 total yards

All Games: 169 vs. Texas A&M, (11/30/19)  
SEC Games: 169 vs. Texas A&M, (11/30/19)

### Allowed fewer than 200 total yards

All Games: 169 vs. Texas A&M, (11/30/19)  
SEC Games: 169 vs. Texas A&M, (11/30/19)

### Allowed fewer than 225 total yards

All Games: 169 vs. Texas A&M, (11/30/19)  
SEC Games: 169 vs. Texas A&M, (11/30/19)

### Allowed fewer than 250 total yards

All Games: 169 vs. Texas A&M, (11/30/19)  
SEC Games: 169 vs. Texas A&M, (11/30/19)

### Allowed fewer than 275 total yards

All Games: 266 at Vanderbilt (10/03/20)  
SEC Games: 266 at Vanderbilt (10/03/20)

### Allowed fewer than 300 total yards

All Games: 266 at Vanderbilt (10/03/20)  
SEC Games: 266 at Vanderbilt (10/03/20)

## Rushing Defense

### Allowed fewer than 0 yards

All Games: -5 vs. BYU (09/02/17)  
SEC Games: 0 at South Carolina (10/18/03)

### Allowed fewer than 10 yards

All Games: 9 vs. Mississippi State (09/26/20)  
SEC Games: 9 vs. Mississippi State (09/26/20)

### Allowed fewer than 20 yards

All Games: 9 vs. Mississippi State (09/26/20)  
SEC Games: 9 vs. Mississippi State (09/26/20)

### Allowed fewer than 30 yards

All Games: 9 vs. Mississippi State (09/26/20)  
SEC Games: 9 vs. Mississippi State (09/26/20)

### Allowed fewer than 40 yards

All Games: 9 vs. Mississippi State (09/26/20)  
SEC Games: 9 vs. Mississippi State (09/26/20)

### Allowed fewer than 50 yards

All Games: 9 vs. Mississippi State (09/26/20)  
SEC Games: 9 vs. Mississippi State (09/26/20)

### Allowed fewer than 60 yards

All Games: 9 vs. Mississippi State (09/26/20)  
SEC Games: 9 vs. Mississippi State (09/26/20)

### Allowed fewer than 70 yards

All Games: 9 vs. Mississippi State (09/26/20)  
SEC Games: 9 vs. Mississippi State (09/26/20)

### Allowed fewer than 80 yards

All Games: 9 vs. Mississippi State (09/26/20)  
SEC Games: 9 vs. Mississippi State (09/26/20)

### Allowed fewer than 90 yards

All Games: 9 vs. Mississippi State (09/26/20)  
SEC Games: 9 vs. Mississippi State (09/26/20)

### Allowed fewer than 100 yards

All Games: 9 vs. Mississippi State (09/26/20)  
SEC Games: 9 vs. Mississippi State (09/26/20)

## Passing Defense

### Allowed 0 passing yards

All Games: 0 vs. Alabama (11/06/71)  
SEC Games: 0 vs. Alabama (11/06/71)

### Allowed 25 or fewer passing yards

All Games: 24 vs. Georgia Southern (08/31/19)  
SEC Games: 23 vs. Arkansas (11/27/93)

### Allowed 50 or fewer passing yards

All Games: 24 vs. Georgia Southern (08/31/19)  
SEC Games: 47 at Ole Miss (11/19/11)

### Allowed 75 or fewer passing yards

All Games: 24 vs. Georgia Southern (08/31/19)  
SEC Games: 59 vs. Mississippi State (10/20/18)

### Allowed 100 or fewer passing yards

All Games: 97 vs. Texas A&M, (11/30/19)  
SEC Games: 97 vs. Texas A&M, (11/30/19)

### Allowed 125 or fewer passing yards

All Games: 113 at Vanderbilt (10/03/20)  
SEC Games: 113 at Vanderbilt (10/03/20)

### Allowed 150 or fewer passing yards

All Games: 113 at Vanderbilt (10/03/20)  
SEC Games: 113 at Vanderbilt (10/03/20)

### Allowed 175 or fewer passing yards

All Games: 113 at Vanderbilt (10/03/20)  
SEC Games: 113 at Vanderbilt (10/03/20)

### Allowed 200 or fewer passing yards

All Games: 113 at Vanderbilt (10/03/20)  
SEC Games: 113 at Vanderbilt (10/03/20)

## Individual Rushing

### Had a player rush for 100 or more yards

All Games: 105 by John Emery Jr. at Vanderbilt (10/03/20)  
SEC Games: 105 by John Emery Jr. at Vanderbilt (10/03/20)

### Had a player rush for 150 or more yards

All Games: 188 by Clyde Edwards-Helaire vs. Arkansas (11/23/19)  
SEC Games: 188 by Clyde Edwards-Helaire vs. Arkansas (11/23/19)

### Had a player rush for 200 or more yards

All Games: 276 by Derrius Guice vs. Ole Miss (10/21/17)  
SEC Games: 276 by Derrius Guice vs. Ole Miss (10/21/17)

### Had a player rush for 225 or more yards

All Games: 276 by Derrius Guice vs. Ole Miss (10/21/17)  
SEC Games: 276 by Derrius Guice vs. Ole Miss (10/21/17)

### Had a player rush for 2 or more TDs

All Games: 3 by Clyde Edwards-Helaire vs. Arkansas (11/23/19)  
SEC Games: 3 by Clyde Edwards-Helaire vs. Arkansas (11/23/19)

### Had a player rush for 3 or more TDs

All Games: 3 by Clyde Edwards-Helaire vs. Arkansas (11/23/19)  
SEC Games: 3 by Clyde Edwards-Helaire vs. Arkansas (11/23/19)

### Had a player rush for 4 or more TDs

All Games: 4 by Derrius Guice at Texas A&M (11/24/16)  
SEC Games: 4 by Derrius Guice at Texas A&M (11/24/16)

### Had a player rush for 5 or more TDs

All Games: 5 by Kevin Faulk at Kentucky (11/01/97)  
SEC Games: 5 by Kevin Faulk at Kentucky (11/01/97)

## Individual Passing

### Had a player pass for 200 or more yards

All Games: 430 by Myles Brennan at Missouri (10/10/20)  
SEC Games: 430 by Myles Brennan at Missouri (10/10/20)

### Had a player pass for 250 or more yards

All Games: 430 by Myles Brennan at Missouri (10/10/20)  
SEC Games: 430 by Myles Brennan at Missouri (10/10/20)

### Had a player pass for 300 or more yards.

All Games: 430 by Myles Brennan at Missouri (10/10/20)  
SEC Games: 430 by Myles Brennan at Missouri (10/10/20)

### Had a player pass for 350 or more yards

All Games: 430 by Myles Brennan at Missouri (10/10/20)  
SEC Games: 430 by Myles Brennan at Missouri (10/10/20)

### Had a player pass for 400 or more yards

All Games: 430 by Myles Brennan at Missouri (10/10/20)  
SEC Games: 430 by Myles Brennan at Missouri (10/10/20)

### Had a player pass for 450 or more yards

All Games: 463 by Joe Burrow vs. Clemson (01/13/20)  
SEC Games: 489 by Joe Burrow at Ole Miss (11/16/19)

### Had a player pass for 500 or more yards

All Games: 528 by Rohan Davey at Alabama (11/03/01)  
SEC Games: 528 by Rohan Davey at Alabama (11/03/01)

### Had a player pass for 2 or more TDs

All Games: 4 by Myles Brennan at Missouri (10/10/20)  
SEC Games: 4 by Myles Brennan at Missouri (10/10/20)

### Had a player pass for 3 or more TDs

All Games: 4 by Myles Brennan at Missouri (10/10/20)  
SEC Games: 4 by Myles Brennan at Missouri (10/10/20)

### Had a player pass for 4 or more TDs

All Games: 4 by Myles Brennan at Missouri (10/10/20)  
SEC Games: 4 by Myles Brennan at Missouri (10/10/20)

### Had a player complete 20 or more passes

All Games: 29 by Myles Brennan at Missouri (10/10/20)  
SEC Games: 29 by Myles Brennan at Missouri (10/10/20)

### Had a player complete 25 or more passes

All Games: 29 by Myles Brennan at Missouri (10/10/20)  
SEC Games: 29 by Myles Brennan at Missouri (10/10/20)

### Had a player complete 30 or more passes

All Games: 31 by Joe Burrow vs. Clemson (01/13/20)  
SEC Games: 32 by Joe Burrow at Ole Miss (11/17/19)

### Had a player complete 35 or more passes

All Games: 35 by Rohan Davey at Alabama (11/03/01)  
SEC Games: 35 by Rohan Davey at Alabama (11/03/01)

### Had a player complete 15 straight passes

All Games: 17 by Rohan Davey vs. Arkansas-6 (11/26/99), vs. Western Carolina-11 (09/02/00) and 17 by Matt Mauck vs. Arizona-11 (09/06/03), vs. Western Illinois-6 (09/13/03) and 17 by Joe Burrow at Ole Miss (11/16/19)

### Had a player throw 30 or more passes

All Games: 48 by Myles Brennan at Missouri (10/10/20)  
SEC Games: 48 by Myles Brennan at Missouri (10/10/20)

### Had a player throw 35 or more passes

All Games: 48 by Myles Brennan at Missouri (10/10/20)  
SEC Games: 48 by Myles Brennan at Missouri (10/10/20)

### Had a player throw 40 or more passes

All Games: 48 by Myles Brennan at Missouri (10/10/20)  
SEC Games: 48 by Myles Brennan at Missouri (10/10/20)

### Had a player throw 45 or more passes

All Games: 48 by Myles Brennan at Missouri (10/10/20)  
SEC Games: 48 by Myles Brennan at Missouri (10/10/20)

### Had a player throw 50 or more passes

All Games: 51 by Brandon Harris at Ole Miss (11/21/15)  
SEC Games: 51 by Brandon Harris at Ole Miss (11/21/15)

## Individual Receiving

### Had a player with 9 or more receptions in a game

All Games: 11 by Terrace Marshall Jr. at Missouri (10/10/20)  
SEC Games: 11 by Terrace Marshall Jr. at Missouri (10/10/20)

### Had a player with 10 or more receptions in a game

All Games: 11 by Terrace Marshall Jr. at Missouri (10/10/20)  
SEC Games: 11 by Terrace Marshall Jr. at Missouri (10/10/20)

### Had a player with 11 or more receptions in a game

All Games: 11 by Terrace Marshall Jr. at Missouri (10/10/20)  
SEC Games: 11 by Terrace Marshall Jr. at Missouri (10/10/20)

### Had a player with 12 or more receptions in a game

All Games: 14 by Justin Jefferson vs. Oklahoma (12/28/19)  
SEC Games: 12 by Michael Clayton at Alabama (11/15/03)

### Had a player with 13 or more receptions in a game

All Games: 14 by Justin Jefferson vs. Oklahoma (12/28/19)  
SEC Games: 19 by Josh Reed at Alabama (11/03/01)

### Had a player with 14 or more receptions in a game

All Games: 14 by Justin Jefferson vs. Oklahoma (12/28/19)  
SEC Games: 19 by Josh Reed at Alabama (11/03/01)

### Had a player with 15 or more receptions in a game

All Games: 19 by Josh Reed at Alabama (11/03/01)  
SEC Games: 19 by Josh Reed at Alabama (11/03/01)

### Had a player receive 100 or more yards

All Games: 235 by Terrace Marshall Jr. at Missouri (10/10/20)  
SEC Games: 235 by Terrace Marshall Jr. at Missouri (10/10/20)

### Had a player receive 150 or more yards

All Games: 235 by Terrace Marshall Jr. at Missouri (10/10/20)  
SEC Games: 235 by Terrace Marshall Jr. at Missouri (10/10/20)

### Had a player receive 200 or more yards

All Games: 235 by Terrace Marshall Jr. at Missouri (10/10/20)  
SEC Games: 235 by Terrace Marshall Jr. at Missouri (10/10/20)

### Had a player receive 250 or more yards

All Games: 293 by Josh Reed at Alabama (11/03/01) - school record  
SEC Games: 293 by Josh Reed at Alabama (11/03/01) - school record

### Had a player receive for 2 or more TDs

All Games: 3 by Terrace Marshall Jr. at Missouri (10/10/20)  
SEC Games: 3 by Terrace Marshall Jr. at Missouri (10/10/20)

### Had a player receive for 3 or more TDs

All Games: 3 by Terrace Marshall Jr. at Missouri (10/10/20)  
SEC Games: 3 by Terrace Marshall Jr. at Missouri (10/10/20)

### Had a player receive for 4 or more TDs

All Games: 4 by Justin Jefferson vs Oklahoma (12/28/19)  
SEC Games: 4 by Ja'Marr Chase at Vanderbilt (09/21/19)

### Had a player receive for 5 or more TDs

All Games: 5 by Carlos Carson vs. Rice (09/24/77)  
SEC Games: Never



## 12 ALEX ADAMS

**Wide Receiver**  
6-0 • 196 • Fr. • HS  
Osyka, Miss.  
South Pike High School

Ranked by 247Sports four-star prospect and Top 10 recruit in the state of Mississippi ... Helped guide South Pike to a 13-1 record in 2019 and a spot in the Class 4A South State semifinals ... Finished the year with 34 catches for 859 yards and 10 touchdowns, and also rushed for 166 yards and two more scores ... As a junior, totaled 28 catches for 691 yards and 13 touchdowns ... Logged 17 carries for 153 yards and two touchdowns during the 2018 season ... Named to the Clarion Ledger's annual Dandy Dozen team and also competed in the 2019 Mississippi-Alabama All-Star Game.



## 3 ANDRE ANTHONY

**Defensive End**  
6-3 • 255 • Sr. • 2L  
New Orleans, La.  
Edna Karr High School

### 2017 SEC Academic Honor Roll

Has played in 25 games with eight starts during his career ... Has 32 tackles, 2.5 tackles for loss and 2.5 sacks to his credit ... Overcome a series of injuries early in his career to become a consistent performer for the Tigers on defense and special teams ... Redshirted as a true freshman in 2016 and then sat out 2017 due to an injury.

### SENIOR SEASON (2020)

Started both games in 2020 and has picked up a total of nine tackles, including one for an 8-yard loss... Recorded one quarterback hurry against Vanderbilt and at Missouri... Has one pass deflection on the year.

### ANDRE ANTHONY'S CAREER HIGHS

Tackles: 5 at Auburn, 2018  
Tackles for loss: 1.0 at Texas, 2019  
Sacks: 1.0 at Texas, 2019  
Quarterback Hurries: 1, 4x (Last: at Missouri, 2020)  
Fumble recoveries: 1 vs. Southeastern Louisiana, 2018

### ANDRE ANTHONY'S CAREER STATISTICS

YEAR	G-GS	UT	AT	TT	TFL	Sacks	PD	FF	FR	QBH	INT
2017	0-0	0	0	0	0	0	0	0	0	0	0
2018	13-3	5	9	14	0.5-4	0.5-4	0	0	1	2	1
2019	9-2	4	5	9	1.0-2	1.0-2	1	0	0	0	0
2020	3-3	3	6	9	1.0-8	1.0-8	1	0	0	2	0
<b>Total</b>	<b>25-8</b>	<b>12</b>	<b>20</b>	<b>32</b>	<b>2.5-14</b>	<b>2.5-14</b>	<b>2</b>	<b>0</b>	<b>1</b>	<b>4</b>	<b>1</b>



## 32 AVERY ATKINS

**Placekicker/Kickoff Specialist**  
5-11 • 214 • Jr. • 2L  
Auburn, Ala.  
Auburn High School

### 2019 SEC Academic Honor Roll 2018 SEC Academic Honor Roll

Serves as LSU's kickoff specialist ... Has had a big impact on LSU's success in his first two years as 86 percent (200-of-233) of his kickoffs have gone for touchbacks ... Has played in 31 games with 233 kickoffs ... 200 of his 233 kickoffs have gone for touchbacks and only one of his kickoffs have gone out of bounds ... Set LSU single-season records for kickoffs (131) and touchbacks (131) in 2019

### JUNIOR SEASON (2020)

Saw action in game one of the 2020 season recording seven kickoffs all for touchbacks for a total of 455 yards and an average of 65.0 yards per kick... Had a total of five touchbacks in game two at Vanderbilt on eight kickoffs... At Missouri had seven touchbacks...

### ATKINS' CAREER HIGHS

Kickoffs: 11, 3x (Last: vs. Ole Miss, 2019)  
Kickoff Yards: 715 at Vanderbilt, 2019  
Touchbacks: 11 at Vanderbilt, 2019

### ATKINS' CAREER KICKOFF STATISTICS

YEAR	G	NO.	YDS.	AVG.	TB	OB
2018	13	79	5,014	63.5	71	0
2019	15	131	8,218	62.7	110	1
2020	3	23	1486	64.6	19	0
<b>Total</b>	<b>31</b>	<b>233</b>	<b>14,718</b>	<b>63.2</b>	<b>200</b>	<b>1</b>



## 23 MICAH BASKERVILLE

**Linebacker**  
6-1 • 231 • Jr • 2L  
Shreveport, La.  
Evangel Christian Academy

Will be looked to for leadership and an increased playing role for the Tigers in 2020 ... Served as a backup to middle linebacker Jacob Phillips in 2019 ... Has played in 22 games with one start in his three years with the Tigers ... First start came at Florida in 2018 ... Also contributes on special teams ... For career has 38 tackles to go along with 4.5 tackles for loss and a sack ... Arrived on campus in January of 2018 as an early enrollee and participated in spring practice prior to his rookie season.

### JUNIOR SEASON (2020)

Saw action in season opener against Mississippi State... Made second career start at Vanderbilt and recorded five total tackles... Did not see action at Missouri

### MICAH BASKERVILLE'S CAREER HIGHS

Tackles: 11 at Florida, 2018  
Tackles for loss: 2.0 vs. Utah State, 2019  
Sacks: 1.0 vs. Utah State, 2019

### MICAH BASKERVILLE'S CAREER STATISTICS

YEAR	G-GS	UT	AT	TT	TFL	Sacks	PD	FF	FR	QBH	INT
2018	8-1	7	11	18	0.5-1	0.0-0	0	0	0	0	0
2019	12-0	10	5	15	4.0-10	1.0-1	1	0	0	0	0
2020	2-1	2	3	5	0.0-0	0.0-0	0	0	0	0	0
<b>Total</b>	<b>22-2</b>	<b>19</b>	<b>19</b>	<b>38</b>	<b>4.5-11</b>	<b>1.0-1</b>	<b>1</b>	<b>0</b>	<b>0</b>	<b>0</b>	<b>0</b>



## 1 KAYSHON BOUTTE

**Wide Receiver**  
6-0 • 185 • Fr. • HS  
New Iberia, La.  
Westgate HS

### FRESHMAN SEASON (2020)

The true freshman started the season opener against Mississippi State and recorded his first career reception for six yards... Had a three receptions at Vanderbilt for 46 yards with a long of 17... Had career-high five receptions and career-high of 49 yards at Missouri.

### HIGH SCHOOL

Played at Westgate High School in New Iberia, Louisiana ... Rated a four-star wide receiver by 247Sports and Rivals ... Ranked as the No. 1 receiver in the state of Louisiana by ESPN, Rivals and 247Sports ... Is 52nd on the ESPN 300 List ... Recorded 674 yards as a junior, averaging 15.5 yard per catch ... Caught 44 passes and picked up 56.7 yards per game ... Tallied 13 touchdowns, eight coming on catches ... Will play in the 2020 Under Armour All-American game ... Had a five-touchdown performance in 2019 with over 300 all-purpose yards, racking up three rushing touchdowns, a receiving touchdown and a 97-yard kickoff return ... As a senior, rushed 71 times for 874 yards and 12 TDs ... Added 47 receptions for 1,005 yards and 15 scores ... On special teams, returned kickoffs for 282 yards and 2 TDs and added nine punt returns for 198 yards and a score ... MVP of District 6-4A ... Led team to the quarterfinals of the state playoffs in 2019.

### KAYSHON BOUTTE'S CAREER HIGHS

Receptions: 5 at Missouri, 2020  
Receiving Yards: 49 at Missouri, 2020  
Longest Reception: 17 at Vanderbilt, 2020

### KAYSHON BOUTTE'S CAREER RECEIVING STATISTICS

YEAR	G-GS	REC.	YDS.	TD	LONG	AVG
2020	3-1	9	101	0	17	11.2



## 75 ANTHONY BRADFORD

**Offensive Line**  
6-7 • 355 • Fr. • RS  
Muskegon, Mich.  
Muskegon High School

Redshirted in 2019 after seeing action in three games as a true freshman ... Player with tremendous promise and will be counted on for playing time in 2020 ... Fits the bill as a player that can dominate at the SEC level with a 6-foot-5, 365-pound frame ... Has good feet with tremendous power ... Can play either guard position.

### REDSHIRT FRESHMAN SEASON (2020)

Saw action in the first game of the season against Mississippi State



## 15 MYLES BRENNAN

**Quarterback**  
**6-4 • 210 • Jr. • 2L**  
**Long Beach, Miss.**  
**St. Stanislaus High School**

Has a big arm and can make all of the throws necessary to be an effective quarterback in the SEC ... Enters fourth season with the Tigers in 2020 ... Only quarterback on the LSU roster with collegiate game experience ... Has seen action in 20 games for the Tigers, completing 121-of-201 passes for 1,712 yards and 13 TDs ... Redshirted as a true sophomore in 2018 after appearing in only one contest ... Has gotten both bigger and stronger since arriving on campus as one of the most highly sought after recruits for the class of 2017.

### JUNIOR SEASON (2020)

Made his first career start at quarterback in the season opener against Mississippi State and recorded 27 completions and 46 attempts... Totaled 345 yards with a career-high of three touchdowns and 134.5 efficiency... In his second career start at Vanderbilt, totaled 337 yards, completing 23-of-37 passes... Had four TDs including three passing... At Missouri, had career-highs in pass attempts (48), completions (29), passing yards (430), Pass TDs (4) and had his longest passing TD of 75 yards to Terrace Marshall Jr... Fourth in nation with 11 TDs on the year

### MYLES BRENNAN'S CAREER PASSING HIGHS

Pass attempts: 48 at Missouri, 2020  
Pass completions: 29 at Missouri, 2020  
Pass yards: 430 at Missouri, 2020  
Pass TDs: 4 at Missouri, 2020  
Had intercepted: 2 vs. Mississippi State, 2020  
Long pass: 75 at Missouri, 2020

### MYLES BRENNAN'S CAREER RUSHING HIGHS

Rush attempts: 11 vs. Mississippi State, 2020  
Rush yards: 14 at Vanderbilt, 2019  
Long rush: 9, twice (Last: at Vanderbilt, 2019; First: vs. Northwestern State, 2019)

### MYLES BRENNAN'S CAREER STATISTICS

#### PASSING

YEAR	G-GS	COMP	ATT	INT	YDS	TD	LONG
2017	6-0	14	24	2	182	1	48
2018	1-0	4	6	0	65	0	39
2019	10-0	24	40	1	353	1	58 (TD)
2020	3-3	79	131	3	1,112	11	75 (TD)
<b>Total</b>	<b>20-3</b>	<b>121</b>	<b>201</b>	<b>6</b>	<b>1,712</b>	<b>13</b>	<b>75 (TD)</b>

#### RUSHING

YEAR	ATT	YDS	TD	LONG
2017	9	-6	0	6
2018	0	0	0	0
2019	9	41	0	9
2020	17	-36	0	7
<b>Total</b>	<b>35</b>	<b>-1</b>	<b>0</b>	<b>9</b>



## 44 TORY CARTER

**Tight End**  
**6-0 • 244 • Sr. • 3L**  
**Valdosta, Ga.**  
**Lee County High School**

A hybrid player that can play both fullback and tight end ... Plays on LSU's special teams ... Has good hands out the backfield and serves as an asset in the passing game when called upon ... Relishes the big block, much like that of his dad James Carter, who played fullback and defensive tackle for Georgia Southern, winning back-to-back 1-AA (FCS) national titles in 1985 and 1986 ... James earned 1-AA All-America honors from Sporting News in 1986 ...

### SENIOR SEASON (2020)

Has seen action in all three games this season.

### TORY CARTER'S CAREER HIGHS

Carries: 1, 2x (Last: vs. Ole Miss, 2018)  
Rushing Yards: 2, 2x (Last: vs. Ole Miss 2018)  
Receptions: 2, 3x times (Last: at Texas A&M, 2018)  
Receiving yards: 32 vs. Texas A&M, 2017  
Receiving TDs: 1, 2x (Last: at Texas A&M, 2018)  
Long reception: 28 vs. Texas A&M, 2017

### TORY CARTER'S CAREER STATISTICS

#### RUSHING

YEAR	G-GS	ATT	YDS.	TD	LONG
2017	12-1	0	0	0	0
2018	12-4	2	4	0	2
2019	11-0	0	0	0	0
2020	3-0	0	0	0	0
<b>Total</b>	<b>37-5</b>	<b>2</b>	<b>4</b>	<b>0</b>	<b>2</b>

#### RECEIVING

YEAR	REC.	YDS.	TD	LONG
2017	6	61	1	28
2018	4	39	1	12

2019	2	15	0	8
2020	0	0	0	0
<b>Total</b>	<b>12</b>	<b>115</b>	<b>2</b>	<b>28</b>



## 55 JARELL CHERRY

**Defensive End**  
**6-2 • 277 • So. • SQ**  
**Dallas Texas,**  
**Carter High School**

Enters third season with the Tigers in 2020 ... Gifted athlete that continues to develop as a defensive end for the Tigers ... Has rare speed for a player his size ... Excelled as a sprinter on his high school track team ... Has gained nearly 50 pounds since joining the Tigers in 2018 ... Built strength and stamina by carrying bricks in his backpack to class ... Has played in three games in his career, all coming in 2019.

### REDSHIRT FRESHMAN SEASON (2019)

Played in three games against Georgia Southern, Northwestern State and Vanderbilt ... Did not record any stats.

### JARELL CHERRY'S CAREER STATISTICS

YEAR	G-GS	UT	AT	TT	TFL	SACKS	PD	QBH	INT	FF	FR
2019	3-0	0	0	0	0	0	0	0	0	0	0



## 18 DAMONE CLARK

**Linebacker**  
**6-4 • 245 • Jr. • 2L**  
**Baton Rouge, La.**  
**Southern Lab High School**

# 18

Extremely talented player that will fill the void at linebacker with the departure of Patrick Queen and Jacob Phillips ... Has all of the tools necessary to become a dominant defender in the SEC ... Can play either inside or outside ... Another Baton Rouge product that has impacted the LSU football program ... Hard-hitting linebacker that plays fast and can make tackles sideline to sideline ... Extremely athletic with good ball skills ... Played tight end as well as throwing the javelin in high school ... High school teammates with fellow LSU Tigers in running back Tyrion Davis-Price and offensive lineman Kardell Thomas ... Has seen action in 31 games at LSU with five starts ... Has 74 tackles, 6.5 tackles for loss and 4.5 sacks for his career.

### JUNIOR SEASON (2020)

Made his fourth career start for the Tigers in the season opener against Mississippi State... Led the Tigers with a career-high 11 tackles, including one sack and 1.5 tackles for loss... Recorded his first career quarterback hurry... Led the Tigers in tackles at Missouri with nine, including five solo and one tackle for loss.

### DAMONE CLARK'S CAREER HIGHS

Tackles: 11 vs. Mississippi State, 2020  
Tackles for Loss: 1.5 x2 (Last vs. Mississippi St., 2020)  
Quarterback Hurry: 1 vs. Mississippi State, 2020  
Sacks: 1.5 at Vanderbilt, 2019

### DAMONE CLARK'S CAREER STATISTICS

YEAR	G-GS	UT	AT	TT	TFL	SACKS	PD	QBH	INT	FF	FR
2018	13-0	0	1	1	0-0	0-0	0	0	0	0	0-0
2019	15-3	17	33	50	4.0-33	3.5-32	0	0	0	0	0-0
2020	3-3	11	12	23	2.5-12	1.0-10	0	1	0	0	0-0
<b>Total</b>	<b>31-5</b>	<b>28</b>	<b>46</b>	<b>74</b>	<b>6.5-45</b>	<b>4.5-42</b>	<b>0</b>	<b>1</b>	<b>0</b>	<b>0</b>	<b>0-0</b>



## 19 JABRIL COX

**Linebacker**  
6-4 • 231 • Sr. • TR  
Kansas City, Mo.  
Raytown South High School

**2018 STATS FCS Buck Buchanan Award Finalist (4th)**  
**2017 STATS FCS Jerry Rice Award Finalist (6th)**  
**2018 Phil Steele FCS All-America First Team**  
**2019 Phil Steele FCS All-America Second Team**  
**2018 AFCA All-America Second Team**  
**2018, 2019 STATS FCS All-America Second Team**  
**2018 Associated Press All-America Second Team**  
**2019 Associated Press All-America Third Team**  
**2017 Phil Steele FCS Freshman All-America First Team**  
**2018 MVFC Defensive Player of the Year**  
**2017 MVFC Newcomer of the Year**  
**2017 MVFC Freshman of the Year**  
**2018, 2019 All-MVFC First Team**  
**2017 All-MVFC Second Team**

Graduate transfer from FCS powerhouse North Dakota State that will have made an immediate impact with the Tigers in 2020 ... Slated to start at one of the inside linebacker positions alongside Damone Clark ... Helped North Dakota State win three straight FCS Championships from 2017-19 ... Hasn't missed a beat during the transfer from the Bison to the Tigers ... Joined the team during the summer after graduating from North Dakota State ... Two-time FCS All-America and capped his three-year career at North Dakota State with 258 tackles, 32 tackles for loss and 14 sacks ... Helped the Bison to a 45-1 mark over a three-year period, starting 31 consecutive games at one point before missing South Dakota State contest in 2019 with an injury.

### SENIOR SEASON (2020)

Started in the season opener against Mississippi State and recorded his first interception as a Tiger and seventh in his career - a 14 yard interception in the second quarter that gave the Tigers a 7-3 lead... First player to return an interception for a touchdown since Jacob Phillips vs. Miami in 2018... Talled total tackles, including one sack for a loss of 11 yards... Had seven total tackles in win over Vanderbilt, including one for loss and one quarterback hurry... Had eight tackles at Missouri and recoved a fumble.

### PRIOR TO LSU (AT NORTH DAKOTA STATE)

Won three FCS National Champions as a linebacker at North Dakota State ... Team went a combined 45-1 during his three years ... Twice named first team FCS All-America ... Had 258 tackles, 32 tackles for loss and 14 sacks ... Added six interceptions and scored two defensive TDs ... Appeared in 45 games, starting at linebacker 38 times ... FCS All-America in 2018 and 2019 ... Named the Missouri Valley Conference Freshman and Newcomer of the Year in 2017 and was the MVC Defensive Player of the Year in 2018 ... As a junior in 2019, Cox recorded 92 tackles to go with 9.5 tackles for loss and 5.5 sacks ... Had eight tackles in North Dakota State's FCS Championship Game win over James Madison ... As a sophomore in 2018, finished fourth in the Buck Buchanan Award voting, which is presented to the top defensive player in FCS ... Led Bison with 91 tackles, 9.5 tackles for loss, four sacks and four interceptions - returning two of those for touchdowns - in helping the Bison to a 15-0 mark as a sophomore in 2018 ... Returned interceptions for touchdowns in back-to-back games vs. North Alabama (43 yards) and Delaware (36 yards) ... North Dakota State won the second of its three straight national titles with a 38-24 win over Eastern Washington to cap the 2018 season ... In 2017, earned Freshman All-America honors after leading NDSU in tackles (75) and tackles for loss (13.0) ... Added 4.5 sacks and three fumble recoveries for the 14-1 Bison ... Finished sixth in the Jerry Rice Award, which is presented to the top freshman in the FCS ... Had career-best 13 tackles in FCS semifinal win over Sam Houston State ...

### JABRIL COX'S CAREER HIGHS (\*AT NDSU)

Tackles: 13 vs. Sam Houston State, 2017\*  
Tackles for loss: 3.0 vs. Youngstown State, 2017\*  
Sacks: 2.0 vs. Youngstown State, 2017\*  
Interception: 1 vs. Mississippi State, 2020

### JABRIL COX'S CAREER DEFENSIVE STATISTICS (AT NORTH DAKOTA STATE)

YEAR	G-GS	UT	AT	TT	TFL	Sacks	PBU	QBH	INT	FF	FR
2017	15-8	47	28	75	13.0-58	4.5-25	3	6	1-32	1	3-12
2018	15-15	54	37	91	9.5-29	4.0-21	3	7	4-147	0	0
2019	15-15	57	35	92	9.5-60	5.5-32	6	5	1-11	0	0
2020	3-3	15	6	21	4.0-17	1.0-11	1	1	1-14	0	1-0
<b>Totals</b>	<b>48-41</b>	<b>173</b>	<b>106</b>	<b>279</b>	<b>36.0-164</b>	<b>15.0-89</b>	<b>13</b>	<b>19</b>	<b>7-204</b>	<b>1</b>	<b>4-12</b>



## 18 CHRIS CURRY

**Running Back**  
5-11 • 216 • So. • 1L  
Lehigh Acres, Fla.  
Lehigh High School

# 18

Enters third year with the Tigers in 2020 ... The veteran among LSU's group of running backs ... Has played in 20 games with three starts ... Had best game in an LSU uniform in CFP National Semifinal when he started in place of an injured Clyde Edwards-Helaire and had his best game with 90 yards rushing on 16 carries ... Powerful runner that is also good at catching the ball out of the backfield ... Tremendously gifted athlete that works hard with a huge upside ... Goes into Florida weekend with 244 rushing yards for his career.

### SOPHOMORE SEASON (2020)

Made his second career start for the Tigers in the season opener against Mississippi State... Had nine carries for a total of 47 yards... Had longest rush of 12 yards on the game... Missed the Vanderbilt game... Came back at Missouri and had five carries for six yards.

### CHRIS CURRY'S CAREER HIGHS

Rush attempts: 16 vs. Oklahoma, 2019 CFP National Semifinal  
Rushing yards: 90 vs. Oklahoma, 2019 CFP National Semifinal  
Rushing TDs: None  
Longest Rush: 20 2x (Last: vs. Oklahoma, 2019; First: vs. Georgia Southern, 2019)  
Receptions: 2 vs. Georgia Southern, 2019  
Receiving Yards: 14 vs. Georgia Southern, 2019  
Longest Reception: 9 2x (Last: vs. Oklahoma, 2019 CFP National Semifinal; First: vs. Georgia Southern)

### CHRIS CURRY'S CAREER RUSHING STATISTICS

YEAR	G-GS	Att.	Yards	TD	Long
2018	4-0	8	2	0	3
2019	14-1	38	189	0	20
2020	2-2	14	53	0	12
<b>TOTAL</b>	<b>20-3</b>	<b>60</b>	<b>244</b>	<b>0</b>	<b>20</b>



## 3 TYRION DAVIS-PRICE

**Running Back**  
6-1 • 230 • So. • 1L  
Baton Rouge, La.  
Southern Lab High School

Hard-nosed running back that excelled playing behind first round NFL Draft pick Clyde Edwards-Helaire in 2019 ... Another Baton Rouge area product that has found a home at LSU ... Prepped across town at Southern Lab ... Downhill runner with excellent balance that has ability to navigate through traffic ... Powerful back that can also beat a defender to the edge ... Joins Chris Curry and John Emery Jr. to give the Tigers a young, but deep and talented backfield ... Played in 14 games and finished second on the team among running backs with 295 rushing yards last year ... Added six rushing TDs in what was an outstanding true freshman season.

### SOPHOMORE SEASON (2020)

Saw action in the season opener against Mississippi State... Had 11 carries for 43 yards with a long of seven.... Made his first career start at Vanderbilt and had eight carries for 29 yards with a long of seven... Also had two receptions for 16 yards... Picked up his first rushing TD of the season at Missouri - a one yard run... Led the Tigers in rushing at Missouri with nine carries for 38 yards with a long of 24.

### DAVIS-PRICE'S CAREER RUSHING HIGHS

Rush attempts: 11 2x (last vs. Mississippi State, 2020)  
Rushing yards: 53 vs. Utah State, 2019  
Rushing TDs: 2 vs. Northwestern State, 2019  
Longest Rush: 33 vs. Florida, 2019

### TYRION DAVIS PRICE'S CAREER RUSHING STATISTICS

YEAR	G-GS	Att.	Yards	TD	Long
2019	14-0	64	295	6	33 (TD)
2020	3-1	28	119	1	24
<b>TOTAL</b>	<b>17-1</b>	<b>92</b>	<b>414</b>	<b>7</b>	<b>33 (TD)</b>



## 76 AUSTIN DECULUS

**Offensive Tackle**  
6-7 • 321 • Jr. • 2L  
Mamou, La.  
Cy-Fair High School (Cypress, Texas)

The only returning starter on the offensive line for the Tigers in 2020 and one of the most experienced players on the roster ... Has played in 41 games with 26 starts during his career ... Started 13 of LSU's 15 games at right tackle in 2019, helping the Tigers to the most dominant season in college football history ... Has shown steady improvement in each of his three seasons with LSU ... Used the 2019 offseason to improve his technique and footwork and the results followed ... Had his best year at LSU as a junior ... Will be looked to for leadership both on and off the field in 2020 ... Last name is pronounced deck-you-lus ... Born in Mamou, La., but grew up in Cypress, Texas, which is where he graduated from high school.

### SENIOR SEASON (2020)

Started his 25th game as a Tiger in the season opener against Mississippi State last Saturday... Made his 26th start of his career at Vanderbilt... Made his 27th start at Missouri.



## 74 MARCUS DUMERVIL

**Offensive Line**  
6-5 • 310 • Fr. • HS  
Lauderdale Lakes, Fla.  
St. Thomas Aquinas

Played at St. Thomas Aquinas High School in Fort Lauderdale, Florida ... Rated as a four-star offensive tackle by 247Sports and Rivals ... Will play in the 2020 Under Armour All-America Game ... Rated as the No. 11 offensive tackle in the nation ... Listed at No. 65 in the ESPN300 ... Led St. Thomas Aquinas to a perfect record of 14-0 in 2019, including a win in the 7A FHSAA State Championship game ... Coached by Roger Harriott ... High School teammates with fellow LSU signee Marlon Martinez.



## 4 JOHN EMERY JR.

**Running Back**  
5-11 • 215 • So. • 1L  
St. Rose, La.  
Destrehan High School

Versatile running back that will see plenty of action for the Tigers in 2020 ... Joins Chris Curry and Tyrion Davis-Price to give LSU a young but very talented backfield ... Developing into a great all-around back ... Is an every-down back that can catch the ball out of the backfield and protect the quarterback on passing downs ... Explosive player with breakaway speed ... Won't get caught from behind ... Has the toughness to run between the tackles as well ... Excels when hitting the edge ... Played in 13 games in his LSU career with 325 rushing yards and five touchdowns.

### SOPHOMORE SEASON (2020)

Saw action in season opener against Mississippi State... Against Vanderbilt, had career-highs in rushing attempts with 12 and rushing yards with 103... Had two carries for seven yards at Missouri.

### JOHN EMERY JR.'S CAREER RUSHING HIGHS

Rushing attempts: 12 at Vanderbilt, 2020  
Rushing yards: 103 at Vanderbilt, 2020  
Rushing TDs: 1, 5x (Last: at Vanderbilt, 2020)  
Long rush: 39 vs. Arkansas, 2019

### JOHN EMERY JR.'S CAREER RECEIVING HIGHS

Receptions: 4 vs. Utah State, 2019  
Receiving yards: 34 vs. Utah State, 2019  
Receiving TDs: 0  
Long reception: 17 vs. Georgia Southern, 2019

### JOHN EMERY JR.'S CAREER RUSHING STATISTICS

YEAR	G-GS	No.	Yards	TD	Long
2019	10-0	39	188	4	39 (TD)
2020	3-0	21	137	1	17
<b>TOTAL</b>	<b>13-0</b>	<b>60</b>	<b>325</b>	<b>5</b>	<b>39 (TD)</b>

### JOHN EMERY JR.'S CAREER RECEIVING STATISTICS

YEAR	Rec.	Yards	TD	Long
2019	6	60	0	17
2020	6	46	0	11
<b>TOTAL</b>	<b>12</b>	<b>106</b>	<b>0</b>	<b>17</b>

## 26 DARREN EVANS

**Cornerback**  
6-3 • 180 • Sr. • TR  
Baton Rouge, La.  
Glen Oaks HS/Nicholls

### SENIOR SEASON (2020)

Transferred from Nicholls and made first start as a Tiger in season opener against Mississippi State... Tallied two tackles... Saw action against Vanderbilt.

### DARREN EVANS' CAREER STATISTICS

YEAR	G-GS	UT	AT	TT	TFL	SACKS	PBU	QBH	INT	FF	FR
2020	2-1	2	0	2	0-0	0-0	0	0	0	0	0



## 94 JOSEPH EVANS

**Defensive End**  
6-1 • 319 • RS-FR • 1L  
Haynesville, La.  
Haynesville High School

Versatile lineman that can play on either side of the football ... Originally signed to play on the defensive line, where he spent the 2019 season ... Shifted to the offensive line due to the lack of depth at center in the spring of 2020 ... Moved back to defensive line during the fall where he will likely see playing time at either nose tackle or defensive tackle ... Hard worker with a great attitude ... Played in four games as a true freshman in 2019.

### REDSHIRT FRESHMAN SEASON (2020)

Made first career start in season opener against Mississippi State... Finished the game with a career-high in tackles with three... Made his second career start at Vanderbilt and tallied three tackles... Made third career start at Missouri.

### JOSEPH EVANS' CAREER HIGHS

Tackles: 3 vs. Mississippi State, 2020

### JOSEPH EVANS' CAREER STATISTICS

YEAR	G-GS	UT	AT	TT	TFL	SACKS	PBU	QBH	INT	FF	FR
2019	4-0	2	5	7	0-0	0-0	0	0	0	0	0
2020	3-3	1	5	6	0-0	0-0	0	0	0	0	0
<b>Total</b>	<b>7-3</b>	<b>3</b>	<b>10</b>	<b>13</b>	<b>0-0</b>	<b>0-0</b>	<b>0</b>	<b>0</b>	<b>0</b>	<b>0</b>	<b>0</b>



## 11 TJ FINLEY

**Quarterback**  
6-6 • 242 • Fr. • HS  
Ponchatoula, La.  
Ponchatoula High School

The top quarterback in the state of Louisiana in 2019 ... Prepped at Ponchatoula High School in Ponchatoula, Louisiana ... Rated a three-star pro-style quarterback by 247Sports and Rivals ... Three-year starter for Ponchatoula High School ... Accounted for 72 touchdowns during his high school career (58 passing, 14 rushing) ... Completed career-high 168 passes as a senior for 2,738 yards to go along with 21 touchdowns ... Rushed for eight touchdowns as a senior ... Amassed 28 touchdowns during his junior season, 23 through the air and five on the ground ... Passed for 2,736 yards in 2018 ... Accumulated a total of 7,357 yards through his three years at quarterback ... coached by Hank Tierney ... Enrolled at LSU in January 2020.



## 25 CORDALE FLOTT

**Cornerback**  
6-1 • 165 • So. • 1L  
Saraland, Ala.  
Saraland High School

Teams with fellow sophomore Derek Stingley Jr. to give LSU the best cornerback tandem in college football ... Outstanding player that can also lineup at the nickel position ... Tremendous cover skills and won't get beat on a deep ball ... Great instincts and has a knack for finding the football ... Played in 17 games for career, with four starts... 31 career tackles with five passes defended and one forced fumble.

### SOPHOMORE SEASON (2020)

Made second career start in season opener against Mississippi State... Totaled a career-high of seven tackles and recorded one pass defended... Had four solo Tackles against Vanderbilt, including two for loss of 11 total yards... Picked up first forced fumble at Missouri

### CORDALE FLOTT'S CAREER HIGHS

Tackles: 7 vs. Mississippi State, 2020  
Pass Breakups: 1, 5x (Last: vs. Mississippi State, 2020)  
Forced Fumble: 1 at Missouri, 2020

### CORDALE FLOTT'S CAREER STATS

YEAR	G-GS	UT	AT	TT	TFL	Sacks	PD	QBH	INT	FF	FR
2019	14-1	9	6	15	0-0	0-0	4	1	0	0	0
2020	3-3	14	2	16	3.5-14	0-0	1	0	0	0	0
<b>TOTAL</b>	<b>17-4</b>	<b>23</b>	<b>8</b>	<b>31</b>	<b>3.5-14</b>	<b>0-0</b>	<b>5</b>	<b>1</b>	<b>0</b>	<b>1</b>	<b>0</b>



## 53 SONI FONUA

**Defensive Line**  
**6-3 • 268 • Jr. • 1L**  
**Salt Lake City, Utah**  
**Mesa Community College/ East High School**

Junior college transfer that enters second season with the Tigers in 2020 ... Pushing to be in the rotation at defensive end for the Tigers after seeing action as a linebacker in LSU's 3-4 scheme a year ago ... Played in four games in his first year at LSU in 2019 ... Will play as a redshirt junior in 2020.

### JUNIOR SEASON (2019)

Saw action in season opener against Mississippi State.

### SONI FONUA'S CAREER STATISTICS

YEAR	G-GS	UT	AT	TT	TFL	Sacks	PD	QBH	INT	FF	FR
2019	4-0	0	0	0	0-0	0-0	0	0	0-0	0	0
2020	1-0	0	0	0	0-0	0-0	0	0	0-0	0	0
<b>TOTAL</b>	<b>5-0</b>	<b>0</b>	<b>0</b>	<b>0</b>	<b>0-0</b>	<b>0-0</b>	<b>0</b>	<b>0</b>	<b>0-0</b>	<b>0</b>	<b>0</b>



## 11 ALI GAYE

**Defensive line**  
**6-6 • 262 • Jr. • JC**  
**Edmonds, Wa.**  
**Edmonds-Woodway High School**

Junior college product out of Garden City Community College in Garden City, Kansas ... Named to the 2019 All-Jayhawk League First Team ... Rated the No. 2 JUCO defensive end in the country for 2019 ... Had 44 tackles, one sack, one forced fumble, a pass breakup, and two blocked kicks during 2019 campaign at Garden City ... Played 2018 season at Arizona Western Community College where he saw action in 11 games with eight tackles ... Moved to the United States from Gambia when he was 12 years old ... Coached by Tom Minnick at Garden City CC.

### JUNIOR SEASON (2020)

Made first start for the Tigers in season opener against Mississippi State... Totaled three tackles including two for loss... Also recorded three passes defended and one sack for seven yards lost... Totaled three tackles against Vanderbilt, including one for a loss of seven yards... Also tallied two quarterback hurries... Recovered his first fumble as a Tiger at Missouri.

### ALI GAYE'S CAREER STATISTICS

YEAR	G-GS	UT	AT	TT	TFL	Sacks	PD	QBH	INT	FF	FR
2020	3-3	6	4	10	5.0-20	1.0-7	3	2	0	0	1



## 2 ARIK GILBERT

**Tight End**  
**6-2 • 344 • Fr. • HS**  
**Marietta, Ga.**  
**Marietta High School**

Blue chip recruit that was named the Gatorade National Player of the Year ... First true tight end to win the Gatorade National Player of the Year since the inception of the award in 1985 ... Led team to 2019 Georgia 7A state title with a 17-9 win over Lowndes ... Played at Marietta High School in Marietta, Georgia ... Five-star prospect by 247Sports, ESPN 300, Rivals and Scout ... Ranked No. 12 overall in the ESPN 300 ... No. 2-ranked recruit in the state of Georgia ... Highest-ranked tight end in the 2020 class by Rivals ... Caught 101 passes for 1,760 yards (17.3 yards per game) and 14 TDs as a senior ... Capped career with 243 catches for 3,540 yards (90.8 yards per game) and 35 TDs ...

### FRESHMAN SEASON (2020)

The true freshman made his first start for the Tigers against Mississippi State in the season opener... Had four receptions for 37 yards, including a two-yard pass touchdown from Brennan in the second quarter that gave the Tigers a 14-10 lead... Led the Tigers in number of receptions against Vanderbilt, tallying four for a total of 43 yards with a long of 15... Had a career-high of 97 yards at Missouri with a career-high six receptions... Had second career TD on a career-long 25 yard pass from Brennan.

### ARIK GILBERT'S CAREER RECEIVING STATISTICS

YEAR	G-GS	REC.	YDS.	TD	LONG	AVG
2020	3-3	14	177	2	25 (TD)	12.6



## 90 JACOBIAN GUILORY

**Defensive Line**  
**6-2 • 344 • Fr. • HS**  
**Alexandria, La.**  
**Alexandria Senior High School**

Played at Alexandria Senior High School in Alexandria, Louisiana... Selected to compete in the 2020 Pro Football Hall of Fame World Bowl and the 2020 All-American Bowl... Three-sport standout in football, powerlifting and track and field... Two-time state champion as a powerlifter and is a state champion in the shot put... Rated a four-star defensive tackle by 247Sports, ESPN and Rivals... Rivals ranks him the fifth-best prospect in Louisiana and the ninth-best defensive tackle... 247Sports ranks him as the No. 6 overall prospect in the state... Helped his squad to the second round of the state playoffs in 2019 ... Has cleared 740 pounds in the squat, 370 pounds in the bench and 625 pounds in the deadlift ... As a senior, had 76 tackles, 57 solo tackles, 27 tackles for loss, seven sacks, two forced fumbles.



## 14 MAURICE HAMPTON JR.

**Safety**  
**6-0 • 215 • So. • 1L**  
**Memphis, Tenn.**  
**Memphis University High School**

### SEC Freshman of the Week vs. Arkansas (2019)

Two-sport standout that pulled off the rare accomplishment of starting games as a true freshman in two sports at LSU – football and baseball ... Goes into sophomore season considered a starter at safety for the Tigers ... Gifted athlete that makes plays all over the football field ... Exceptional tackles that is capable of a big hit ... Tremendous speed and anticipation for the football ... Played in 13 games as a true freshman in football with one start in 2019 ... Had 10 tackles and broke up one pass as a freshman ... Made an immediate impact on the baseball diamond as well, playing in 10 games with seven starts in a shortened season ... Batted .231 in 26 plate appearances in baseball.

### SOPHOMORE SEASON (2020)

Made second career start in season opener against Mississippi State... Recorded a career-high of three tackles... Recorded one tackle at Vanderbilt... Had a career-high seven tackles at Missouri, including his first for loss in his career.

### MO HAMPTON JR.'S CAREER HIGHS

Tackles: 7 at Missouri, 2020  
Pass Breakups: 1, vs. Texas A&M, 2019

### MAURICE HAMPTON JR.'S CAREER STATS

YEAR	G-GS	UT	AT	TT	TFL	Sacks	PD	QBH	INT	FF	FR
2019	13-1	6	4	10	0-0	0-0	1	0	0-0	0	0
2020	3-3	7	4	11	1.0-4	0-0	0	0	0-0	0	0
<b>TOTAL</b>	<b>16-4</b>	<b>13</b>	<b>8</b>	<b>21</b>	<b>1.0-4</b>	<b>0-0</b>	<b>1</b>	<b>0</b>	<b>0-0</b>	<b>0</b>	<b>0</b>



## 4 TODD HARRIS JR.

**Safety**  
**6-1 • 195 • Jr. • 2L**  
**Maringoin, La.**  
**Plaquemine High School**

### 2018 SEC Academic Honor Roll

A starter in the secondary for the Tigers heading into 2020 ... Team leader – both on and off the field ... Has 2019 season cut short after suffering a knee injury in the Northwestern State contest in Week 3 ... Enters the 2020 season at full strength and is expected to be a key contributor at safety alongside JaCoby Stevens and Maurice Hampton ... Physical tackler that can play zone coverage or down in the box ... Has seen action in 30 games during his career with three starts ... 46 career tackles to go with two interceptions, one tackle for loss, one forced fumble and four passes defended ... Member of the 2018 SEC Academic Honor Roll.

### JUNIOR SEASON (2020)

Saw action in season opener against Mississippi State... Tallied three tackles... Made third career start at Vanderbilt and recorded his first interception since 2018... Returned the interception for 21 yards... Recorded his first career forced fumble at Missouri

### TODD HARRIS' CAREER HIGHS

Tackles: 12 vs. Alabama, 2018  
Tackles for Loss: 1.0 at Texas, 2019  
Interceptions: 1 2x (Last at Vanderbilt, 2020)  
Pass Breakups: 2 vs. UCF, 2019 Fiesta Bowl  
Forced Fumble: 1 at Missouri, 2020

### TODD HARRIS JR.'S CAREER STATISTICS

YEAR	G-GS	UT	AT	TT	TFL	Sacks	PD	QBH	INT	FF	FR
2017	13-0	0	4	4	0-0	0-0	0	0	0	0	0-0
2018	11-1	19	12	31	0-0	0-0	4	0	1-0	0	0-0
2019	3-1	3	0	3	1.0-4	0-0	0	0	0-0	0	0-0
2020	3-1	6	2	8	0-0	0-0	1	0	1-21	1	0-0
<b>Total</b>	<b>30-3</b>	<b>28</b>	<b>18</b>	<b>46</b>	<b>1.0-4</b>	<b>0-0</b>	<b>5</b>	<b>0</b>	<b>2-21</b>	<b>1</b>	<b>0-0</b>



## 71 XAVIER HILL

**Offensive Line**  
**6-3 • 307 • Fr. • HS**  
**Olive Branch, Miss.**  
**Olive Branch High School**

Played at Olive Branch High School in Olive Branch, Mississippi ... Listed as a three-star recruit on the offensive line by both 247Sports and Rivals ... Represented Mississippi in the 2019 Mississippi-Alabama Football Classic on Dec. 14 ... Rated as the No. 18 offensive guard in America by Rivals ... Coached by Tyler Turner.



## 57 CHASEN HINES

**Offensive Guard**  
**6-3 • 349 • Jr. • 2L**  
**Marshall, Texas**  
**Marshall High School**

Versatile offensive lineman that has found a home at right guard ... Expected to start at right guard for the Tigers in 2020 after moving over from center ... Will likely serve as the backup at center if needed ... Helped plug holes in an injury-riddled offensive line as a true freshman in 2018 ... Originally came to LSU as a defensive lineman, but switched to the offensive side of the ball during preseason camp in 2018 ... Made the transition from defense to offense with ease ... Great attitude that will do whatever is asked of him ... Possesses tremendous athletic ability with great feet and very intelligent ... Has seen action in 21 games during his career with four starts.

### JUNIOR SEASON (2020)

Made second career start in season opener against Mississippi State... Also started at Vanderbilt and Missouri



## 62 SIAKI IKA

**Nose Tackle**  
**6-4 • 340 • So. • 1L**  
**Salt Lake City, Utah**  
**East High School**

In position to be LSU's starting nose tackle in LSU's new 4-3 defensive scheme in 2020 ... Played in 13 games in a backup role as a true freshman in 2019 ... Tremendous upper body strength with powerful leg drive that makes him the ideal nose tackles ... Often commands the attention of two offensive linemen ... Low center of gravity makes him difficult to move ... Has 20 career tackles to go with 2.5 tackles for loss.

### SOPHOMORE SEASON (2020)

Saw action in season opener against Mississippi State... Made first career start at Vanderbilt and recorded his first career sack... Saw action at Missouri.

### SIAKI IKA'S CAREER HIGHS

Tackles: 3, 2x (Last: vs. Arkansas, 2019)  
Tackles for Loss: 1.0 2x (Last at Vanderbilt, 2020)  
Sacks: 1 at Vanderbilt, 2020

### SIAKI IKA'S CAREER STATISTICS

YEAR	G-GS	UT	AT	TT	TFL	Sacks	PD	QBH	INT	FF	FR
2019	13-0	6	11	17	1.5-3	0-0	0	0	0-0	0	0
2020	3-1	2	1	3	1.0-5	1.0-5	0	0	0-0	0	0
<b>TOTAL</b>	<b>15-1</b>	<b>8</b>	<b>12</b>	<b>20</b>	<b>2.5-8</b>	<b>1.0-5</b>	<b>0</b>	<b>0</b>	<b>0-0</b>	<b>0</b>	<b>0</b>



## 70 ED INGRAM

**Offensive Guard**  
**6-3 • 315 • Jr. • 2L**  
**DeSoto, Texas**  
**DeSoto High School**

LSU's starting left guard in 2020 ... Made an immediate impact during his true freshman season, starting final 12 games in 2017 ... Sat out the 2018 season and re-joined the Tigers on Sept. 20, 2019 ... As talented an offensive lineman as there is in college football ... Dominant in every aspect of the game ... Tremendous technique, power and knowledge of the game ... Has played in 27 games in his career, starting 18 times.

### SOPHOMORE SEASON (2019)

Made 17th start in career, starting at left guard in season opener against Mississippi State... Also started against Vanderbilt.



## 47 NELSON JENKINS III

**Defensive Tackle**  
**6-4 • 300 • So. • SQD**  
**Plaquemine, La.**  
**Plaquemine High School**

Moves inside to defensive tackle this year in LSU's new 4-3 scheme ... Served as a backup defensive end as well as playing on the scout team in 2019 ... Has played in one game in his two years with the Tigers.

### REDSHIRT FRESHMAN SEASON (2019)

Did not see any game action for the Tigers in 2019.

### NELSON JENKINS' CAREER HIGHS

Tackles: 1 vs. Rice  
Tackles for Loss: 0  
Sacks: 0

### NELSON JENKINS' CAREER STATISTICS

YEAR	G-GS	UT	AT	TT	TFL	Sacks	PD	QBH	INT	FF	FR
2018	1-0	0	1	1	0-0	0-0	0	0	0	0	0
2019	0-0	0	0	0	0-0	0-0	0	0	0	0	0
<b>TOTAL</b>	<b>1-0</b>	<b>0</b>	<b>1</b>	<b>1</b>	<b>0-0</b>	<b>0-0</b>	<b>0</b>	<b>0</b>	<b>0</b>	<b>0</b>	<b>0</b>



## 10 JARAY JENKINS

**Wide Receiver**  
**6-4 • 194 • So. • 1L**  
**Jena, La.**  
**Jena High School**

Developing into a key member of LSU's deep and talented group of wide receivers ... Exceptional route runner with tremendous hands ... Slated to backup Racey McMath at the "Z" position for the Tigers and will be counted on to be part of the rotation at wide receiver in 2020 ... For career, has played in 10 games with 13 receptions for 195 yards.

### SOPHOMORE SEASON (2020)

Made his eighth appearance in his career in season opener against Mississippi State... Tied a career-high in receptions with five... Finished with a career-high in yards with 85, including a career-high long reception of 47 yards... Had two receptions for 32 yards with a long of 22 at Vanderbilt... Had one reception at Missouri for 11 yards.

### JARAY JENKINS CAREER HIGHS

Receptions: 5 2x (last vs. Mississippi State, 2020)  
Receiving Yards: 85 vs. Mississippi State, 2020  
Receiving TDs: 0  
Longest Reception: 47 vs. Mississippi State, 2020

### JARAY JENKINS' CAREER RECEIVING STATISTICS

YEAR	G-GS	REC.	YDS.	TD	LONG
2019	7-0	5	67	0	35
2020	3-0	8	128	0	47
<b>TOTAL</b>	<b>10-0</b>	<b>13</b>	<b>195</b>	<b>0</b>	<b>47</b>





## 14 MAX JOHNSON

**Quarterback**  
6-5 • 219 • Fr. • HS  
Watkinsville, Ga.  
Oconee County High School

One of the nation's top prep quarterbacks and the AAAA Offensive Player of the Year for the state of Georgia as a senior in 2019 ... Played at Oconee County High School in Watkinsville, Georgia... Is a four-star pro-style quarterback by Rivals and 247Sports... For prep career, threw for 5,140 yards and 47 TDs ... Added 289 rushing yards and 14 TDs ... As a senior, threw for 2,143 yards, 30 TDs and only five interceptions ... Rushed for seven TDs as a senior in 2019 ... Ranked as the No. 15 pro-style quarterback by 247Sports and as the No. 52 overall prospect in Georgia ... Ranked No. 123 on the ESPN 300 list... As a sophomore, passed for 1,918 yards ... Ranked the 11th-best at his position by Rivals and 30th-best overall prospect in the state of Georgia... Led Oconee County to Georgia 4A state title game as a senior.

### PERSONAL

Son of Super Bowl-winning quarterback Brad Johnson and is the nephew of former Georgia and Miami head coach Mark Richt ... His mom Nikki was also a standout volleyball player at South Florida, setting school records for kills (1,726), digs (1,462) and hitting percentage (.303) ... Dad played quarterback at Florida State and won a Super Bowl at the starting quarterback for the Tampa Bay Buccaneers.



## 13 JONTRE KIRKLIN

**Wide Receiver**  
6-0 • 184 • Sr. • 3L  
Lutcher, La.  
Lutcher High School

Hard-working wide receiver that is the veteran of that position group ... Another of LSU's versatile athletes that has seen action on both sides of the ball during his career with the Tigers ... High school quarterback so he's comfortable with the ball in his hands ... Also has the ability to return punts ... Shifty runner that makes defenders miss ... Can be used in both the passing game and running game on offense ... In position to have his best season with the Tigers ... Played in 42 games during his career at LSU with eight receptions for 161 yards ... Picked up his first two touchdowns of his career against Vanderbilt this season... 12 of his 42 appearances came on the defensive side of the ball.

### SENIOR SEASON (2020)

Saw action in season opener against Mississippi State... Made first career start at Vanderbilt and had a career-high in receptions with three... Had his first touchdown of his career - a 28 yard reception from Brennan that helped the Tigers take a 6-0 lead on Vanderbilt... His second TD was a 29-yard reception to give the Tigers a 34-7 lead... Had one reception at Missouri for four yards.

### JONTRE KIRKLIN'S CAREER HIGHS

Receptions: 3 at Vanderbilt, 2020  
Receiving Yards: 75 vs. Northwestern State, 2019  
Receiving TDs: 2 at Vanderbilt, 2020  
Longest Reception: 65 vs. Northwestern State, 2019  
Rush attempts: 1, 2x (Last: 1 vs. Rice, 2018; First: 1 vs. Georgia, 2018)  
Rushing yards: 4 vs. Rice, 2018  
Rushing TDs: None  
Longest Rush: 4 vs. Rice, 2018

### JONTRE KIRKLIN'S CAREER RECEIVING STATISTICS

YEAR	G-GS	REC.	YDS.	TD	LONG
2017	12-0	•• Played defense ••			
2018	12-0	1	5	0	5
2019	14-0	2	75	0	65
2020	3-2	5	81	2	29 (TD)
<b>TOTAL</b>	<b>42-2</b>	<b>8</b>	<b>161</b>	<b>2</b>	<b>65</b>

### JONTRE KIRKLIN'S CAREER RUSHING STATISTICS

YEAR	Att.	Yards	TD	Long
2017	0	0	0	0
2018	2	6	0	4
2019	0	0	0	0
2020	0	0	0	0
<b>TOTAL</b>	<b>2</b>	<b>6</b>	<b>0</b>	<b>4</b>

### JONTRE KIRKLIN'S CAREER DEFENSIVE/SPECIAL TEAMS STATISTICS

YEAR	G-GS	UT	AT	TT	TFL	SACKS	PD	QBH	INT	FF	FR
2017	12-0	0	2	2	0-0	0-0	0	0	0	0	0
2018	12-0	0	0	0	0-0	0-0	0	0	0	0	0
2019	14-0	2	1	3	0-0	0-0	0	0	0	0	0
2020	3-0	0	0	0	0-0	0-0	0	0	0	0	0
<b>TOTAL</b>	<b>40-0</b>	<b>2</b>	<b>3</b>	<b>5</b>	<b>0-0</b>	<b>0-0</b>	<b>0</b>	<b>0</b>	<b>0</b>	<b>0</b>	<b>0</b>



## 6 DEVONTA LEE

**Linebacker**  
6-2 • 224 • So. • 1L  
Fluker, La.  
Amite High School

Moves over to the defensive side of the ball in 2020 after playing wide receiver as a true freshman in 2019 ... Two-way standout in high school that is accustomed to playing on either offense or defense ... Played in 13 games in 2019, seeing action on special teams and wide receiver.

### SOPHOMORE SEASON (2020)

Saw action in first three games of the season.

### DEVONTA LEE'S CAREER RECEIVING STATISTICS

YEAR	G-GS	REC.	YDS.	TD	LONG
2019	13-0	2	27	0	28
2020	3-0	0	0	0	0
<b>TOTAL</b>	<b>16-0</b>	<b>2</b>	<b>27</b>	<b>0</b>	<b>28</b>



## 31 CAM LEWIS

**Safety**  
6-1 • 195 • Sr. • 1L  
Monroe, La..  
Wossman High School

Highly-touted prospect that enters fourth year with Tigers in 2020 ... Coming off his most productive season of LSU career in 2019, playing in all 15 games with 20 tackles ... Reliable player that has seen meaningful snaps at safety during his career ... Continues to push for playing time in the secondary ... Also contributes on special teams ... For career, has played in 23 games with 29 tackles.

### SENIOR SEASON (2020)

Played in season opener against Mississippi State... Had first tackle of season at Vanderbilt... Had season high of two tackles at Missouri.

### CAMERON LEWIS' CAREER HIGHS

Tackles: 5 vs. Northwestern State, 2019  
Tackles for Loss: 0.5 vs. Northwestern State, 2019  
Sacks: 0  
Interceptions: 0

### CAMERON LEWIS' CAREER STATISTICS

YEAR	G-GS	UT	AT	TT	TFL	Sacks	PD	INT	FF	FR	QBH
2017	2-0	0	1	1	0.0-0	0.0-0	0	0	0	0	0
2018	3-0	1	3	4	0.0-0	0.0-0	0	0	0	0	0
2019	15-0	8	12	20	0.5-0	0.5-3	2	0	0	0	0
2020	3-0	1	3	4	0-0	0-0	0	0	0	0	0
<b>Total</b>	<b>23-0</b>	<b>10</b>	<b>19</b>	<b>29</b>	<b>0.5-0</b>	<b>0.5-3</b>	<b>2</b>	<b>0</b>	<b>0</b>	<b>0</b>	<b>0</b>



## 59 DESMOND LITTLE

**Outside Linebacker**  
6-5 • 195 • Fr. • RS  
Prichard, Ala.  
Vigor High School

Enters second year with the Tigers after redshirting as a true freshman in 2019 ... Moves from linebacker to defensive end in LSU's 4-3 scheme in 2020 ... Long and athletic defensive end that will make an impact during his time at LSU ... Continues to show improvement with each practice.

### SOPHOMORE SEASON (2020)

Made first career appearance in season opener against Mississippi State... Also saw action at Vanderbilt.



## 97 GLEN LOGAN

**Defensive Tackle**  
**6-3 • 339 • Sr. • 3L**  
**Kenner, La.**  
**Destrehan High School**

In line to become LSU's next dominant defensive lineman ... The veteran among LSU's defensive front with 38 career appearances and 24 starts ... Has shown improvement in each season with the Tigers and is in position to have his best year yet ... Good at pressuring the quarterback and difficult to run on ... Plays with a great deal of confidence ... 84 career tackles with 8.0 tackles for loss and 6.0 sacks.

### SENIOR SEASON (2020)

Made first start and appearance of the season at Missouri and recorded one tackle.

### GLEN LOGAN'S CAREER HIGHS

Tackles: 7 vs. Florida, 2018  
Tackles for Loss: 1, 2x (Last: at Texas, 2019)  
Sacks: 1, 5x (Last: at Texas, 2019)  
Quarterback Hurries: 2, 2x (Last: vs. Texas A&M, 2018)

### GLEN LOGAN'S CAREER STATISTICS

YEAR	G-GS	UT	AT	TT	TFL	SACKS	PD	QBH	INT	FF	FR
2017	12-2	0	17	17	1.0-2	0.5-2	0	1	0	0	0-0
2018	13-10	10	36	46	4.5-30	4.0-29	1	5	0	0	0-0
2019	12-11	5	15	20	2.5-3	1-1	2	2	0	0	0-0
2020	1-1	1	0	1	0-0	0-0	0	0	0	0	0-0
<b>Total</b>	<b>38-24</b>	<b>16</b>	<b>68</b>	<b>84</b>	<b>8.0-35</b>	<b>6.0-32</b>	<b>3</b>	<b>8</b>	<b>0</b>	<b>0</b>	<b>0-0</b>



## 6 TERRACE MARSHALL JR.

**Wide Receiver**  
**6-3 • 200 • Jr. • 2L**  
**Bossier City, La.**  
**Parkway High School**

Big-framed receiver that will take over the top wide receiver spot for the Tigers ... Despite missing three games in 2019, caught 13 touchdowns and totaled 671 yards on 46 receptions ... Runs extremely well for his size and possesses outstanding ball skills ... Another Tiger receiver that makes the difficult catch look routine ... Part of a receiving trio all with at least 10 TDs, a first in LSU history

### JUNIOR SEASON (2020)

Started 14th career game in season opener against Mississippi State... Had a eight receptions and totaled 122 yards for two touchdowns, including a long 37 yard touchdown in third quarter that gave the Tigers a 24-20 lead... His 15th career touchdown came in fourth quarter to close in on the Bulldogs, 34-31, a 33-yard reception from Brennan... Had 15.3 yards per reception... Recorded two more touchdowns at Vanderbilt, including a 51 yard TD to take a 21-7 lead at half... Had best game of his career at Missouri, recording a career-high in receptions with 11 and yards with 235... Had three receiving TDs for the second time in his career with a career-long of 75 yards from Brennan... Is currently second in nation with seven TDs on the season.

### TERRACE MARSHALL'S CAREER HIGHS

Receptions: 11 at Missouri, 2020  
Receiving Yards: 235 at Missouri, 2020  
Receiving TDs: 3 2x (Last: at Missouri, 2020)  
Longest Reception: 75 at Missouri, 2020

### TERRACE MARSHALL'S CAREER RECEIVING STATISTICS

YEAR	G-GS	REC.	YDS.	TD	LONG
2018	13-1	12	192	0	52
2019	12-12	46	671	13	41
2020	3-3	21	424	7	75 (TD)
<b>TOTAL</b>	<b>28-16</b>	<b>79</b>	<b>1,287</b>	<b>20</b>	<b>75 (TD)</b>



## 2 DWIGHT MCGLOTHERN

**Cornerback**  
**6-2 • 182 • Fr. • HS**  
**Houston, Texas**  
**Klein Oak High School**

Ranked by the 247Sports Composite as the No. 19 cornerback prospect in the 2020 class and a Top 300 overall prospect ... As a senior at Klein Oak, McGlothern recorded four interceptions on the defensive side of the ball ... Caught 66 passes for 1,307 yards and 18 touchdowns, averaging 19.8 yards per reception ... Totaled 15 interceptions across his high school career and finished with 2,593 receiving yards and 34 touchdowns ... Competed in the 2020 All-American Bowl in San Antonio, where he recorded two interceptions.



## 17 RACEY MCMATH

**Wide Receiver**  
**6-3 • 204 • Sr. • 3L**  
**New Orleans, La.**  
**Edna Karr High School**

Goes into senior season as a starter at wide receiver for the Tigers ... Waited patiently for his opportunity and has used his time at LSU to develop into a dependable and capable player on the verge of a breakout season in 2020 ... Good size with breakaway speed ... Coming off his best season at LSU a year ago with 17 catches for 285 yards and three TDs ... For career, has played in 31 games with three starts and 25 catches for 423 yards and three scores ... Has also been a key contributor on special teams during his three years with the Tigers.

### SENIOR SEASON (2020)

Made first career start in season opener against Mississippi State... Had three receptions for 50 yards with a long of 28... At Vanderbilt, had one reception for 22 yards... Had two catches at Missouri for 24 yards with a 17 long.

### RACEY MCMATH CAREER HIGHS

Receptions: 5 at Vanderbilt, 2019  
Receiving Yards: 76 at Mississippi State, 2019  
Receiving TDs: 1, 3x (Last: vs. Texas A&M, 2019)  
Longest Reception: 60 at Mississippi State, 2019

### RACEY MCMATH'S CAREER RECEIVING STATISTICS

YEAR	G-GS	Rec.	Yards	TD	Long
2017	2-0	0	0	0	0
2018	12-0	2	42	0	23
2019	14-0	17	285	3	60 (TD)
2020	3-3	6	96	0	28
<b>TOTAL</b>	<b>31-3</b>	<b>25</b>	<b>423</b>	<b>3</b>	<b>60 (TD)</b>



## 42 AARON MOFFITT

**Tight End**  
**6-2 • 237 • Jr. • 1L**  
**Baton Rouge, La.**  
**Catholic High School**

Junior tight end that has battled through injuries during his two years with the Tigers ... Moved from defensive line to tight end during his freshman season ... Will provide backup at the tight end spot for the Tigers in 2020 ... Played in 15 games in his career, all coming in 2020.

### JUNIOR SEASON (2019)

Played in all 15 games on special teams ... Saw limited action on offense at tight end ... Earned his first varsity letter ... Recorded two tackles on special teams – 1 vs. Utah State and 1 vs. Mississippi State.



## 5 KOY MOORE

**Wide Receiver**  
6-0 • 174 • Fr. • HS  
Kenner La.  
Archbishop Rummel High School

Played at Archbishop Rummel High School in Metairie, Louisiana... Rated a four-star wide receiver by Rivals and garnered three starts from 247Sports ... Ranked the No. 4 prospect in the state of Louisiana by Rivals and No. 20 by 247Sports... Ranked No. 1 in the state by MaxPreps... Finished his career with 1,254 receiving yards, averaging 13.5 yards per play... Totaled 93 catches, averaging 46.4 yards per game... Tallied eight total touchdowns, including six receiving... Had a career-best of 594 yards as a senior... Played for head coach Nick Monica... Named MVP of The Opening regional camp in March 2019... Won the 2019 Division I Allstate Sugar Bowl/LHSAA Non-Select Prep State Championship and led the squad to a semifinal in 2018.

### FRESHMAN SEASON (2020)

The true freshman saw his first action in season opener against Mississippi State... Had longest reception at Vanderbilt – a seven yard reception... Saw action at Missouri.

### KOY MOORE'S CAREER HIGHS

Receptions: 12x (Last at Vanderbilt, 2020)  
Receiving Yards: 7 at Vanderbilt, 2020  
Receiving TDs: None  
Longest Reception: 7 at Vanderbilt, 2020

### KOY MOORE'S CAREER RECEIVING STATISTICS

YEAR	G-GS	Rec.	Yards	TD	Long
2020	3-0	2	12	0	7



## 49 TRAVEZ MOORE

**Defensive End**  
6-4 • 242 • Sr. • 1L  
Bastrop La.  
Bastrop High School

### 2020 LSU Graduate (Interdisciplinary Studies)

Pass rushing specialist at defensive end that will be in line for a starting position in 2020 ... Quick first step with powerful upper body strength ... Has proven to be difficult for tackles to block with an explosive burst off the ball ... Graduated in August of 2020 with a degree in interdisciplinary studies ... For career, has appeared in seven games with seven tackles ... Red-shirted in 2018 after transferring to LSU from Copiah Lincoln Community College.

### SENIOR SEASON (2020)

Saw action in season opener against Mississippi State... Had two tackles at Vanderbilt, including his first solo sack for a loss of three yards... Had one tackle at Missouri.

### TRAVEZ MOORE'S CAREER HIGHS

Tackles: 3 vs. Northwestern State, 2019  
Tackles for Loss: 1 at Vanderbilt, 2020  
Sacks: 1 at Vanderbilt, 2020

### TRAVEZ MOORE'S CAREER STATISTICS

YEAR	G-GS	UT	AT	TT	TFL	SACKS	PD	QBH	INT	FF	FR
2018	3-0	0	1	1	0-0	0-0	0	0	0	0	0-0
2019	2-0	2	1	3	0.5-3	0.5-3	0	0	0	0	0-0
2020	3-0	1	2	3	1.0-3	1.0-3	0	0	0	0	0-0
<b>Total</b>	<b>7-0</b>	<b>3</b>	<b>4</b>	<b>7</b>	<b>1.5-6</b>	<b>1.5-6</b>	<b>0</b>	<b>0</b>	<b>0</b>	<b>0</b>	<b>0-0</b>



## 8 BJ OJULARI

**Outside Linebacker**  
6-2 • 230 • Fr. • HS  
Marietta Ga.  
Marietta High School

Played at Marietta High School in Marietta, Georgia where he was teammates with Arik Gilbert ... Ranked as the nation's No. 9 weak side defensive end by 247Sports and No. 10 by Rivals ... Rated a four-star outside linebacker by 247Sports, ESPN and Rivals... Rivals also ranked him as the 14th-best prospect in Georgia... Tallied 326 tackles in his career with 280 solo tackles... Also recorded 31 sacks in his four-year stint on varsity... Caused four fumbles and collected five fumble recoveries... Averaged 7.6 tackles per game, playing in 43 games... Is the younger brother of Georgia linebacker Azeem Ojulari ... Enrolled at LSU in January 2020.

### BJ OJULARI'S CAREER STATISTICS

YEAR	G-GS	UT	AT	TT	TFL	SACKS	PD	QBH	INT	FF	FR
2020	3-0	3	2	5	2.0-14	1.0-11	0	2	0	1	0-0



## 33 TREY PALMER

**Wide Receiver**  
6-0 • 180 • So. • 1L  
Kentwood, La.  
Kentwood High School

Dynamic receiver who also doubles as a punt returner for the Tigers ... Capable of making a big play anytime he's on the field ... Exceptional quickness with great hands ... Has the ability to stop on a dime and reverse field ... Will be a key component in LSU's wide receiver rotation in 2020 ... Played in nine games as a true freshman in 2019 ... Caught one pass for six yards and returned a punt for a 54-yard touchdown against Northwestern State.

### SOPHOMORE SEASON (2020)

Saw action in season opener against Mississippi State... Had one reception for three yards... Had 16 yards off one kick return... At Vanderbilt, had one reception for 12 yards and returned one punt for 10 yards... Saw action at Missouri.

### TREY PALMER'S CAREER HIGHS

Tackles: 6 vs. Florida, 2019  
Tackles for Loss: 0  
Sacks: 0  
Interceptions: 1, 3x (Last: vs. Auburn, 2019)  
Pass Breakups: 3, 2x (Last: vs. Arkansas, 2019)  
Punt Returns: 4 vs. Georgia Southern, 2019  
Punt Return Yards: 54 vs. Northwestern State, 2019  
Long Punt Return: 32 vs. Georgia Southern, 2019

### TREY PALMER'S CAREER PUNT RETURN STATISTICS

YEAR	No.	Yards	TD	Long
2019	3	65	1	54 (TD)
2020	2	8	0	0
<b>TOTAL</b>	<b>5</b>	<b>73</b>	<b>1</b>	<b>54 (TD)</b>



## 78 THOMAS PERRY

**Offensive Line**  
6-6 • 329 • Fr. • RS  
Lafayette, La.  
Teurlings Catholic High School

Redshirted as a true freshman in 2019 ... Spent most of the year recovering from a preseason injury ... Back at full strength for 2020 ... Will provide depth at left guard ... Third generation LSU Tiger, following in the footsteps of his dad Adam and grandfather Dan Hargett ... His dad played on the offensive line for the Tigers from 1993-97, serving as team captain in 1997 ... His grandfather played on the defensive line for the Tigers from 1959-61 ... His mom, Heidi, threw the discus for the LSU track and field team from 1991-94.

### TRUE FRESHMAN SEASON (2019)

Redshirted as a true freshman in 2019.



## 1 ELI RICKS

**Cornerback**  
6-2 • 196 • Fr. • HS  
Rancho Cucamonga, Ca.  
IMG Academy

Played at IMG Academy in Bradenton, Florida after transferring from Mater Dei High School in Santa Ana, Calif. ... Ranked as the No. 1 overall prospect in the state of Florida by 247Sports, MaxPreps and Rivals ... Listed as a five-star cornerback by 247Sports and by Rivals ... Rated a four-star cornerback and ranked 29th by ESPN 300... Played in 10 games as a senior, tallying 14 solo tackles and three interceptions... Ranked the No. 1 cornerback out of Florida by 247Sports, MaxPreps and Rivals... Won back-to-back national championships at Mater Dei High School in Santa Ana, Calif... Ranked the No. 7 player by Chosen 25... All-USA First Team Defensive Player in 2018 ... Will enroll at LSU in January of 2020.

### FRESHMAN SEASON (2020)

Made career debut in season opener against Mississippi State and recorded first career interception in the fourth quarter that ultimately led to a touchdown... Also had four tackles and two passes defended... Had second career interception in game two against Vanderbilt to go along with two tackles... Had one tackle at Missouri.

### RICKS' CAREER HIGHS

Interceptions: 12x (Last at Vanderbilt, 2020)  
Tackles: 4 vs. Mississippi State, 2020  
Pass Breakups: 1 vs. Mississippi State, 2020

### RICKS' CAREER STATISTICS

YEAR	G-GS	UT	AT	TT	TFL	SACKS	PD	QBH	INT	FF	FR
2020	3-2	3	4	7	0.0-0	0.0-0	4	0	2-0	0	0-0



## 51 DARE ROSENTHAL

**Offensive Tackle**  
6-7 • 327 • So. • 1L  
Clayton, La.  
Ferriday High School

LSU's starting left tackle for 2020 ... Has all of the tools necessary to become a dominant SEC offensive lineman ... Tremendous size and strength ... Trained behind NFL Draft pick Saahdiq Charles for the past two years at left tackle ... Originally signed as a defensive lineman but shifted to the offensive side of the ball as a rookie ... Has appeared in seven games with five starts during his LSU career.

### SOPHOMORE SEASON (2020)


Made fourth career start in season opener against Mississippi State... Made fifth start at Missouri



## 99 JAQUELIN ROY

**Defensive Line**  
6-4 • 302 • Fr. • HS  
Baton Rouge, La.  
University Lab High School

Played at University High in Baton Rouge, Louisiana ... Rated a four-star defensive tackle by 247Sports and Rivals... Ranked 71st on the ESPN 300 list... Will play in the Pro Football Hall of Fame World Bowl on December 21 and in the 2020 Under Armour All-American game... Ranked as the top recruit in the state of Louisiana by 247Sports... Helped his prep squad to back-to-back Louisiana Division II State Championships as a junior and sophomore leading the Cubs to consecutive undefeated seasons in 2017 and 2018.



## 56 LIAM SHANAHAN

**Center**  
6-5 • 304 • Sr. • TR  
Marlborough, Mass.  
Harvard/Marlborough High School

Graduate transfer from Harvard University where he was a three-year starter on the offensive line for the Crimson ... Graduated from Harvard with a degree in Economics and a minor in Celtic Language and Literature in the spring of 2020 and joined the Tigers this summer ... Made an immediate impact at LSU and is slated to start at center for the Tigers ... Will make all the calls and checks at the line of scrimmage from his center position ... Gifted athlete with the ability to play any position on the line of scrimmage ... Pursuing a Master's of Business Administration at LSU ... Off the field, worked on the grounds crew at Fenway Park during the summer while in high school and college ... Also served as an intramural referee while at Harvard ... Becomes second player to join the Tigers after playing at Harvard, joining former quarterback Andrew Hatch who played at LSU in 2008 ... LSU's 2020 nominee for the National Football Foundation Scholar-Athlete Award.

### SENIOR SEASON (2020)

Made first start for the Tigers at center in season opener against Mississippi State... Also started against Vanderbilt and at Missouri... Has seen action on all snaps at center.



## 48 QUENTIN SKINNER

**Snapper**  
6-0 • 243 • Fr. • RS  
Buford, Ga.  
Buford High School

### REDSHIRT FRESHMAN SEASON (2020)

Recovered a fumble at Missouri his first in his career.



## 7 JACOBY STEVENS

**Safety**  
6-2 • 230 • Sr. • 3L  
Murfreesboro, Tenn.  
Oakland High School

- 2019 Second Team All-SEC (Coaches)
- 2019 SEC Defensive Player of the Week (at Mississippi State, vs. Auburn, vs. Arkansas)

The undisputed leader of the Tigers ... Leader on the field, in the locker room and in the community ... One of the top safeties in college football in 2019 ... Chose to remain at LSU for the 2020 season in order to get his degree and compete for another national title ... On pace to graduate in December of 2020 ... Playmaker at any spot on the field ... Can cover and defend the run ... Can play either high in zone coverage or down in the box ... Fierce hitter and an outstanding tackler ... Makes the calls and adjustments on defense ... Found a home on the defensive side of the ball after seeing action as a wide receiver during his true freshman season in 2017 ... Student of the game and has used his knowledge for making pre-snap adjustments ... Possesses outstanding quickness and is extremely tough and durable ... Has proven to be an asset for the Tigers in zone coverage or in blitz situations ... Called by head coach Ed Orgeron as one of the strongest players on the team pound for pound ... Off the field, helped organize and lead a voting initiative among the football team that saw the entire squad register to vote ... Has also been active with social justice initiatives ... Participated in a drive that helped gather supplies, water and other items for the victims of Hurricane Laura in Lake Charles in the September of 2020 ... Speaks regularly to schools in the Baton Rouge area ... LSU's nominee for the 2020 Good Works Team and the 2020 Wuerffel Award ... For career, has played in 35 games with 23 consecutive starts ... LSU is 19-3 in games when Stevens in the defensive starting lineup ... His has one start at wide receiver in 2017 ... Has recorded 149 tackles, 17.5 tackles for loss, 8.5 sacks, three fumble recoveries, a forced fumble and an interception... He has three career games with 10 or more tackles

### SENIOR SEASON (2020)

Made his 20th consecutive start for the Tigers in season opener against Mississippi State and had first sack of season within two minutes of the game... Recovered two fumbles in the game and tallied six tackles, including two two sacks for a loss of a total of 10 yards... Made 21st career start at Vanderbilt... Led team with 11 tackles at Vandy - his third career game with 10 or more tackles... Made 22nd consecutive start at Missouri and recorded five tackles with his first pass deflection on the year.

### JACOBY STEVENS' CAREER HIGHS

Tackles: 14 vs. Texas A&M, 2018

Tackles for Loss: 4.0 vs. Arkansas, 2019

Sacks: 3.0 vs. Arkansas, 2019

Interceptions: 1, 4x (Last: vs. Texas A&M, 2019)

Pass Breakups: 2, 2x (Last: vs. Florida, 2019)

Fumble Returns: 2 vs. Mississippi State, 2020

### JACOBY STEVENS' CAREER STATISTICS

YEAR	G-GS	UT	AT	TT	TFL	SACKS	PD	QBH	INT	FF	FR
2017	6-1	0	0	0	0-0	0-0	0	0	0-0	0	0-0
2018	11-4	19	16	35	6.5-28	1.5-12	6	4	1-1	0	1-64
2019	15-15	53	39	92	9.0-44	5.0-28	9	2	3-9	0	0-0
2020	3-3	10	12	22	2.0-10	2.0-10	1	0	0-0	1	2-0
<b>Total</b>	<b>35-22</b>	<b>82</b>	<b>67</b>	<b>149</b>	<b>17.5-82</b>	<b>8.5-50</b>	<b>16</b>	<b>6</b>	<b>4-10</b>	<b>1</b>	<b>3-64</b>



## 24 DEREK STINGLEY JR.

**Cornerback**  
6-1 • 195 • So. • 1L  
Baton Rouge, La.  
Dunham School

- 2019 Consensus All-American
- 2019 First-Team All-American (AFCA, AP, Athletic, CBS, ESPN, SI Sporting News, USA Today)
- 2019 Second Team All-American (Walter Camp, FWA)
- 2019 SEC Newcomer of the Year (AP, unanimous)
- 2019 First Team All-SEC (AP)
- 2019 Second Team All-SEC (Coaches)
- 2019 SEC All-Freshman Team
- 2019 SEC Freshman of the Week (vs. Florida)

One of the stars in college football and a player that will get Heisman Trophy consideration despite playing on the defensive side of the ball ... Became the most decorated freshmen in LSU football history a year ago, earning consensus All-America honors ... Just a sophomore, is one of the top players in college football ... Made the transition from high school to the elite level of college football with ease ... Started all 15 games as cornerback during LSU's national championship season in 2019 ... Earned consensus All-America honors as well as being a first team All-SEC pick ... Led the SEC and ranked No. 5 in the nation in interceptions (6) and No. 2 nationally in passes defended (21) ... True shutdown corner that is very difficult to complete a pass on ... Draws the assignment of covering the opponents top wide receiver ... Is unique and exceptional in every aspect of his game ... Called a "rare breed" by Heisman Trophy quarterback Joe Burrow, the No. 1 overall draft pick in the 2020 NFL Draft ... Burrow competed against Stingley everyday in practice in 2019 ... Became the first true freshman in LSU history to start every game as a rookie.

### SOPHOMORE SEASON (2020)

Did not play in season opener due to an illness not related to CoVID-19... Started game two at Vanderbilt and picked up six tackles, including five solo... Also returned three punts for a career-high 98 yards including a career long of 48... Had five tackles in second game back at Missouri.

### DEREK STINGLEY JR.'S CAREER HIGHS

Tackles: 6 2x (Last at Vanderbilt, 2020)

Tackles for Loss: 1.0 vs. Texas A&M, 2019

Sacks: 0

Interceptions: 2 vs. Georgia, 2019 SEC Championship Game

Fumble Recoveries: 1 vs. Clemson, 2020 National Championship Game

Pass Breakups: 3, 3x (Last: vs. Georgia, 2019 SEC Championship Game)

Punt Returns: 4 vs. Georgia Southern, 2019

Punt Return Yards: 98 at Vanderbilt, 2020

Long Punt Return: 48 at Vanderbilt, 2020

### DEREK STINGLEY JR.'S CAREER DEFENSIVE STATISTICS

YEAR	G-GS	UT	AT	TT	TFL	SACKS	PD	QBH	INT	FF	FR
2019	15-15	31	7	38	1.0-3	0-0	21	0	6-17	0	1-0
2020	2-2	9	2	11	0.0-0	0-0	0	0	0-0	0	0-0
<b>TOTAL</b>	<b>16-16</b>	<b>40</b>	<b>9</b>	<b>49</b>	<b>1.0-3</b>	<b>0-0</b>	<b>21</b>	<b>0</b>	<b>6-17</b>	<b>0</b>	<b>1-0</b>

### DEREK STINGLEY JR.'S CAREER PUNT RETURN STATISTICS

YEAR	NO.	YARDS	TD	LONG
2019	17	163	0	32
2020	3	92	0	48
<b>TOTAL</b>	<b>20</b>	<b>255</b>	<b>0</b>	<b>48</b>



## 96 ERIC TAYLOR

**Defensive Line**  
6-4 • 313 • Fr. • HS  
Russville, Ala.  
Hewitt-Trussville High School

Played at Hewitt-Trussville High School in Trussville, Alabama ... Rated a four-star defensive tackle by 247Sports and Rivals ... Played in the 2019 Alabama-Mississippi All-State game on Dec. 14 ... Finished his career with 77 total tackles, including 58 solo tackles ... Averaged 3.1 tackles per game and had a total of 3.5 sacks with one interception and one caused fumble.



## 87 KOLE TAYLOR

**Tight End**  
6-7 • 243 • Fr. • HS  
Grand Junction, Co.  
Central High School

Played at Grand Junction Central High School in Grand Junction, Colorado ... Ranked as the nation's No. 10 tight end by 247Sports ... No. 5 overall prospect from the state of Colorado ... Rated a four-star prospect by Rivals ... Hauled in 25 catches for 331 yards and five touchdowns during the 2019 season as a senior ... Caught 15 touchdowns over the last three seasons ... As a junior, racked up 510 yards receiving on 29 receptions, eight of which were touchdowns ... Caught 18 passes for 243 yards and a pair of TDs as a sophomore ... Totaled 1,084 yards receiving during his high school career ... Coached by Brandon Milholland ... Will enroll at LSU in January of 2020.



## 58 KARDELL THOMAS

**Offensive Line**  
6-3 • 236 • Fr. • RS  
Baton Rouge, La.  
Southern Lab High School

Highly-touted high school offensive lineman that continues to develop at the collegiate level ... Had progress slowed as a true freshman with a preseason injury that sideline him for most of 2019 ... Backup at right guard heading into the 2020 season ... Baton Rouge area product and high school teammates with LSU running back Tyrion Price-Davis.

### TRUE FRESHMAN SEASON (2019)

Redshirted as a true freshman in 2019.



## 43 RAY THORNTON

**Linebacker**  
6-3 • 225 • Sr. • 3L  
Killeen, Texas  
Shoemaker High School

Moves to middle linebacker in Bo Pelini's new 4-3 defense in 2020 ... Has seen action at outside linebacker and edge rusher during his career ... A veteran, will be counted on for leadership ... Best football is in front of him as he's made steady improvement each season ... In the past has made big plays in big games ... Tremendous quickness ... Good against defending the run or pressuring the quarterback ... Has played in 35 games with four starts during his career ... 41 career tackles along with 3.5 tackles for loss and a sack.

### SENIOR SEASON (2020)

Has seen action in all three games of the season, recording one assisted tackle at Vanderbilt.

### RAY THORNTON'S CAREER HIGHS

Tackles: 5, 2x (Last: vs. Ole Miss, 2018; First: vs. Southeastern Louisiana, 2018)

Tackles for Loss: 1.5 vs. Southeastern Louisiana, 2018

Sacks: 1.0 vs. Southeastern Louisiana, 2018

Fumble Recoveries: 1 vs. Alabama, 2019

### RAY THORNTON'S CAREER STATISTICS

YEAR	G-GS	UT	AT	TT	TFL	SACKS	PD	QBH	INT	FF	FR
2017	6-2	2	8	10	1.0-3	0.0-0	1	1	0	0	0-0
2018	12-2	7	14	21	2.5-15	1.0-7	0	1	0	0	0-0
2019	14-0	3	6	9	0-0	0-0	0	1	0	0	1-0
2020	3-0	0	1	1	0.0-0	0-0	0	0	0	0	0-0
<b>Total</b>	<b>35-4</b>	<b>12</b>	<b>29</b>	<b>41</b>	<b>3.5-18</b>	<b>1.0-7</b>	<b>1</b>	<b>3</b>	<b>0</b>	<b>0</b>	<b>1-0</b>



## 21 JORDAN TOLES

**Safety**  
6-0 • 199 • Fr. • HS  
Baltimore, Md.  
St. Frances Academy

Played at St. Frances Academy in Baltimore, Maryland ... Four-star safety by 247Sports, Rivals and ESPN ... Listed as the No. 4 overall player in Maryland by Rivals ... Ranked as the nation's No. 11 safety by 247Sports ... Ranked No. 169 on ESPN 300 list ... Participated in the Under Armour All-American game ... As a sophomore, tallied 19 total sacks, all recorded as solo tackles, picking up 3.8 per game ... Recorded one interception and caused one fumble ... Enrolled at LSU in January of 2020.

### TRUE FRESHMAN SEASON (2019)

Saw action in all three games this season.




## 69 CHARLES TURNER

**Center**  
6-5 • 287 • Fr. • RS  
Canton, Ohio  
IMG Academy

Versatile offensive lineman that serves as the backup center for the Tigers ... Has the ability to play any position on the offensive line ... Continues to develop and in time will be a key contributor on the offensive line for the Tigers ... Got a jump on his collegiate career by joining the Tigers in January of 2019 ... Took part in spring drills that year which accelerated his development and transition to the college game ... Saw action in three games as a true freshman in 2019.

### REDSHIRT FRESHMAN SEASON (2019)

Saw action in all three games this season.



## 38 ZACH VON ROSENBERG

**Punter**  
6-5 • 245 • Sr. • 3L  
Zachary, La.  
Zachary High School

- 2019 LSU Graduate (B.A. interdisciplinary Studies)
- 2019 SEC Academic Honor Roll
- 2018 Second Team All-SEC (AP)
- 2018 SEC Academic Honor Roll
- 2018 Ray Guy Award Ray's 8 (vs. Mississippi State)
- 2017 SEC Academic Honor Roll
- 2017 Freshman All-SEC
- 2017 SEC Special Teams Player of the Week (vs. Tennessee)

One of the top punters in college football ... Enters fourth season as LSU's primary punter ... Also serves as LSU's holder for placekicks ... Left-footed punter with tremendous leg strength and hang time ... Career average of 44.2 yards on 149 punts in 41 games ... In 2020 season ranked second in LSU history in career punting average (44.2) ... Ranks No. 6 in school history in career punting yards (6584) and his 149 punts ranks ninth ... Originally committed to play baseball at LSU before being selected in the sixth round of the 2009 MLB Draft by the Pittsburgh Pirates ... Twice named Mr. Baseball in Louisiana (2008 and 2009) as a junior and senior at Zachary High School ... Spent six years in the Minor Leagues as a pitcher, compiling a 15-25 record in all levels of minor league baseball ... Retired from baseball following the 2014 season ... Walked on to the LSU team in 2016 as a tight end, eventually becoming an All-SEC punter for the Tigers ... Excels in the classroom as well, earning SEC Academic Honor Roll distinction three times (2017-18-19) ... Graduated from LSU in December of 2019 with a degree in interdisciplinary studies.

### SENIOR SEASON (2020)

Tied a career-high of seven punts in season opener against Mississippi State... Had a career-high in punting yards with a total of 346... Punched down a career-high five punts inside the 20 and had a three 50+ yard punts on the game... Had three punts at Vanderbilt with one punt over 50 yards and three inside the 20 yard line... Had three inside the 20 at Missouri with one over 50 yards, a 60 yard long punt.

### ZACH VON ROSENBERG'S CAREER HIGHS

Punts: 7, 4x (Last: vs. Mississippi State, 2020)  
Punting yards: 346 vs. Mississippi State, 2020  
Punting Average: 52.8 vs. Auburn, 2018 (4 punts)  
Longest punt: 65 vs. Louisiana Tech, 2018  
Punts Downed Inside 20: 5 vs. Mississippi State, 2020  
Punts of 50+ Yards: 3, 2x (Last: vs. Mississippi State, 2020)

### ZACH VON ROSENBERG'S CAREER PUNTING STATISTICS

YEAR	G	NO.	YARDS	AVG	LONG	TB	FC	I20	50+
2017	11	36	1548	43.0	60	1	16	11	4
2018	13	51	2330	45.7	65	1	24	18	12
2019	14	47	1701	42.5	57	3	17	21	12
2020	3	15	693	46.2	60	0	7	11	5
<b>Total</b>	<b>41</b>	<b>149</b>	<b>6,584</b>	<b>44.2</b>	<b>65</b>	<b>5</b>	<b>64</b>	<b>61</b>	<b>33</b>



## 5 JAY WARD

**Cornerback**  
6-1 • 176 • So. • 1L  
Moultrie, Ga.  
Colquitt County High School

Talented cornerback that has worked his way into additional playing time at cornerback for the Tigers in 2020 ... Will likely play the corner position opposite of Derek Stingley Jr. when the Tigers go to their nickel defense ... Great cover skills ... Very athletic and has a knack for finding the football ... Switches to jersey No. 5 this year after wearing No. 16 a year ago ... Appeared in 13 games as a true freshman in 2019.

### SOPHOMORE SEASON (2020)

Saw action in season opener against Mississippi State... Had a career-high three tackles at Missouri.

### JAY WARD'S CAREER HIGHS

Tackles: 3 at Missouri, 2020  
Pass Breakups: 2 vs. Oklahoma, 2019

### JAY WARD'S CAREER STATS

YEAR	G-GS	UT	AT	TT	TFL	Sacks	PBU	QBH	INT	FF	FR
2019	13-0	3	1	4	0-0	0-0	3	1	0	0	0
2020	2-0	5	3	8	0-0	0-0	3	0	0	0	0
<b>TOTAL</b>	<b>15-0</b>	<b>8</b>	<b>4</b>	<b>12</b>	<b>0-0</b>	<b>0-0</b>	<b>6</b>	<b>1</b>	<b>0</b>	<b>0</b>	<b>0</b>



## 39 PHILLIP WEBB

**Linebacker**  
6-4 • 226 • Fr. • HS  
Buford, Ga.  
Lanier High School

Played at Lanier High School in Sugar Hill, Georgia ... Rated No. 25 in the ESPN300 ... No. 6 outside linebacker in the country by 247Sports ... Consensus four-star recruit by both Rivals and 247Sports ... Played in the 2020 Under Armour All-America Game ... Racked up 91 tackles as a senior in 2019 ... Had a team-leading and career-high 13 sacks and 24 tackles for loss as a senior for Lanier ... Had one interception, one blocked punt, and one blocked field goal in 2019 ... Returned his lone interception 20 yards for a touchdown ... Amassed 216 tackles, 54 tackles for loss, 26.5 sacks and 63 QB hurries in three years at Lanier ... Coached by Corey Mobbs.



## 10 JOSH WHITE

**Linebacker**  
6-0 • 215 • Fr. • HS  
Houston, Texas  
Cy Creek High School

Played at Cypress Creek High School in Houston, Texas ... The four-star linebacker was ranked No. 12 at his position by 247Sports and Rivals ... Rivals ranked him the No. 8 recruit in the state of Texas ... Had a total of 332 career tackles with 188 solos in his career ... Picked up 7.5 sacks and had three fumble recoveries ... Blocked two punts as a senior ... Forced seven fumbles in his career and had one interception ... TD Club of Houston 2019 Defensive Player of the Year ... A two-time District 17-6A Defensive MVP.

### TRUE FRESHMAN SEASON (2019)

Saw action in all three games this season.



## 61 CAMERON WIRE

**Offensive Tackle**

**6-6 • 311 • So. • SQ**

**Gonzalez, La.**

**East Ascension High School**

Enters third season with the Tigers in 2020 ... Saw action in six games as a redshirt freshman in 2019 ... Slated to backup senior Austin Deculus at right tackle this year ... Tons of potential ... Can play either tackle position ... Huge frame with tremendous wing span ... Has seen action in seven games during his LSU career, seeing action in six in 2019.

### **SOPHOMORE (2020)**

Has seen action in all three games this season.. Made first career start at Vanderbilt and saw action 70 snaps.



## 36 CADE YORK

**Kicker**

**6-1 • 198 • So. • 1L**

**McKinney, Texas**

**Prosper High School**

- **2019 SEC All-Freshman Team**
- **2019 Second Team All-SEC (AP)**
- **2019 SEC Special Teams Player of the Week (at Texas)**

One of the top young kickers in college football ... Enters his second season with the Tigers in 2020 after earning second team All-SEC and Freshman All-SEC honors as a rookie in 2019 ... One of the most productive kickers in LSU history as a freshman with 21 field goals and a school-record 152 points ... Extremely accurate with a strong leg ... Can also punt if called upon ... Set the SEC record for point-after touchdowns in a season with 89 and set the conference mark for points by kicking with 152.

### **SOPHOMORE SEASON (2020)**

Was 2-for-2 on field goals in the season opener against Mississippi State with a long of 40 yards that helped the Tigers tie up the game in the fourth quarter... Went 4-for-4 in PAT attempts... Finished with a total of 10 points on the game... Hit a career-long 53-yard field goal at Vanderbilt... Had two field goals at Missouri and finished the game with a season-high 11 points

### **CADE YORK'S CAREER HIGHS**

Points scored: 16 at Ole Miss, 2019

Kick PATs: 9 vs. Oklahoma, 2019

Field goals made: 3, 3x (Last: vs. Georgia, 2019 SEC Championship Game)

Field goal attempts: 4, 2x (Last: vs. Georgia, 2019 SEC Championship Game)

Longest field goal: 53 at Vanderbilt, 2020

### **CADE YORK'S CAREER STATISTICS**

#### **FIELD GOALS**

YEAR	G	FGM-FGA	<20	20-29	30-39	40-49	50+	LONG	PAT	POINTS
2019	15	21-27	0-0	8-8	4-4	5-10	4-5	52	89-93	152
2020	3	6-7	0-0	1-1	1-1	2-3	2-2	53	14-14	32
<b>TOTAL</b>	<b>18</b>	<b>27-34</b>	<b>0-0</b>	<b>9-9</b>	<b>5-5</b>	<b>7-13</b>	<b>6-7</b>	<b>53</b>	<b>103-107</b>	<b>173</b>

# Game 1

**Mississippi State**  
**#5 LSU**

**44**      **September 26, 2020**  
**34**      **Tiger Stadium**  
            **Baton Rouge, La.**  
            **21,124**

## LSU

RUSHING	Att.	Gain	Lost	Net	TD	Long
Chris Curry	9	47	0	47	0	12
Tyrion Davis-Price	11	43	0	43	0	7
John Emery Jr.	7	27	0	27	0	10
Myles Brennan	11	8	45	-37	0	4
Totals...	38	125	45	80	0	12

PASSING	Att.	Comp	Int	Yds	TD	Long	Sacks
Myles Brennan	27	46	2	345	3	47	7

RECEIVING	No.	Yds.	TD	Long
Terrace Marshall Jr.	8	122	2	37
Jaray Jenkins	5	85	0	47
Arik Gilbert	4	37	1	16
Racey McMath	3	50	0	28
John Emery Jr.	3	25	0	11
Jontre Kirklín	1	12	0	12
Kayshon Boutte	1	6	0	6
Koy Moore	1	5	0	5
Trey Palmer	1	3	0	3
Totals...	27	345	3	47

PUNTING	No.	Yds.	Avg.	Long	I20	TB
Zach Von Rosenberg	7	346	49.4	58	5	0

FIELD GOALS	Att.	Made	Long	KICKS
Cade York	2	2	40	Made: 26, 40

ALL RETURNS	Punts			Kickoffs			Interceptions		
	No.	Yds.	Lg.	No.	Yds.	Lg.	No.	Yds.	Lg.
Trey Palmer	1	-2	0	1	16	16	0	0	0
Eli Ricks	0	0	0	0	0	0	1	0	0
Jabril Cox	0	0	0	0	0	0	1	14	14

## Mississippi State

RUSHING	Att.	Gain	Lost	Net	TD	Long
Kylin Hill	7	34	0	34	0	12 4.9
Jo'quavious Marks	3	15	0	15	0	11 5.0
TEAM	1	0	2	-2	0	0 -2.0
K.J. Costello	5	0	38	-38	0	0 -7.6

PASSING	Att.	Comp	Int.	Yds.	TD	Long	Sacks
K.J. Costello	36	60	2	623	5	75	5

RECEIVING	No.	Yds.	TD	Long
Kylin Hill	8	158	1	75
Osirus Mitchell	7	183	2	43
Austin Williams	7	57	1	14
JaVonta Payton	6	122	0	34
Tyrell Shavers	2	68	1	37
Cameron Gardner	2	35	0	24
Dillon Johnson	1	4	0	4
Malik Heath	1	1	0	1
Jo'quavious Marks	1	-2	0	0
Kwatrivous Johnson	1	-3	0	0

PUNTING	No.	Yds.	Avg.	Long	I20	TB
Reed Bowman	1	39	39.0	39	1	0
Tucker Day	2	95	47.5	58	0	0

FIELD GOALS	Att.	Made	Long	KICKS
Brandon Ruiz	3	3	43	Made: 35, 24, 43

ALL RETURNS	Punts			Kickoffs			Interceptions		
	No.	Yds.	Lg.	No.	Yds.	Lg.	No.	Yds.	Lg.
Emmanuel Forbes	0	0	0	0	0	0	1	0	0
Esaias Furdge	0	0	0	0	0	0	1	20	20

## Costello Leads State Past LSU in Opener, 44-34

Though LSU overcame a 10-point fourth-quarter deficit, Mississippi State senior quarterback K.J. Costello led the Bulldogs to the game's final 10 points to earn the victory, 44-34, on Saturday at Tiger Stadium. Trailing 34-24 early in the fourth quarter, LSU's defense forced turnovers on consecutive possessions - an interception by freshman cornerback **Elias Ricks** and a strip-sack by senior linebacker **JaCoby Stevens** - to quickly get back in the game. The Tigers responded with a 33-yard touchdown reception by **Terrace Marshall Jr.** and a 40-yard **Cade York** field goal to tie the game at 34-34 with 9:37 to play. Starting his first game for LSU, junior quarterback **Myles Brennan** finished 27-of-45 passing for 345 yards and three touchdowns. He was intercepted twice including the game's final play. LSU, which had only 3 of its 22 starters from the 2019 national championship team in today's starting lineup, was outgained 632-425. Costello finished 36-of-60 passing for 623 yards and five touchdowns. State attempted only 16 rushing attempts for nine net yards, including five sacks of Costello for minus-38 yards. Due to COVID-19 capacity limitations, Tiger Stadium's capacity was reduced to 25 percent. Attendance was announced as 21,124.

Scoring	1	2	3	4	F
MSU	3	14	10	17	<b>44</b>
LSU	0	14	10	10	<b>34</b>

MSU	1Q	4:47	Brandon Ruiz 35 yd field goal
LSU	2Q	9:45	Jabril Cox 14 yd interception return (York kick)
MSU	2Q	7:45	Tyrell Shavers 31 yd pass from K.J. Costello (Ruiz kick)
LSU	2Q	5:20	Arik Gilbert 2 yd pass from Myles Brennan (York kick)
MSU	2Q	2:27	Osirus Mitchell 43 yd pass from K.J. Costello (Ruiz kick)
LSU	3Q	9:33	Cade York 26 yd field goal
MSU	3Q	6:23	Brandon Ruiz 24 yd field goal
LSU	3Q	5:01	Marsall Jr. 37 yd pass from Myles Brennan (York kick)
MSU	3Q	4:46	Kylin Hill 75 yd pass from K.J. Costello (Ruiz kick)
MSU	4Q	14:14	Austin Williams 9 yd pass from K.J. Costello (Ruiz kick)
LSU	4Q	11:01	Marshall Jr. 33 yd pass from Myles Brennan (York kick)
LSU	4Q	9:37	Cade York 40 yd field goal
MSU	4Q	7:27	Brandon Ruiz 43 yd field goal
MSU	4Q	3:39	Osirus 24 yd pass from K.J. Costello (Ruiz kick)

Team Stats	MSU	LSU
FIRST DOWNS	24	25
Rushing	2	8
Passing	22	16
Penalty	0	1
NET YARDS RUSHING	9	80
Rushing Attempts	16	38
Average Per Rush	0.6	2.1
Rushing Touchdowns	0	0
Yards Gained Rushing	49	125
Yards Lost Rushing	40	45
NET YARDS PASSING	623	345
Completions-Attempts-Int	36-60-2	27-46-2
Average Per Attempt	10.4	7.5
Average Per Completion	17.3	12.8
Passing Touchdowns	5	3
TOTAL OFFENSE YARDS	632	425
Total offense plays	76	84
Average Gain Per Play	8.3	5.1
Fumbles: Number-Lost	2-2	0-0
Penalties: Number-Yards	7-40	7-31
PUNTS-YARDS	3-134	7-346
Average Yards Per Punt	44.7	49.4
Net Yards Per Punt	45.3	49.4
Inside 20	1	5
50+ Yards	1	3
Touchbacks	0	0
Fair catch	1	5
KICKOFFS-YARDS	9-585	7-455
Average Yards Per Kickoff	65.0	65.0
Net Yards Per Kickoff	41.0	40.0
Touchbacks	8	7
Fair Catch Yards	0	0
Punt returns: Number-Yards-TD	0-0-0	1--2-0
Average Per Return	0.0	-2.0
Kickoff returns: Number-Yds-TD	0-0-0	1-16-0
Average Per Return	0.0	16.0
Interceptions: Number-Yds-TD	2-20-0	2-14-1
Fumble Returns: Number-Yds-TD	0-0-0	0-0-0
Miscellaneous Yards	0	0
Possession Time	30:28	29:32
1st Quarter	10:40	4:20
2nd Quarter	9:00	6:00
3rd Quarter	4:23	10:37
4th Quarter	6:25	8:35
Third-Down Conversions	8 of 16	5 of 17
Fourth-Down Conversions	0 of 0	1 of 1
Red-Zone Scores-Chances	4-4	3-3
Touchdowns	1-4	1-3
Field goals	3-4	2-3
Sacks By: Number-Yards	7-45	5-38
PAT Kicks	5-5	4-4
Field Goals	3-3	2-2
Points off turnovers	7	17



# Game 2

#20 LSU  
Vanderbilt

41  
7  
October 3, 2020  
Vanderbilt Stadium  
Nashville, TN  
2,000

## LSU

RUSHING	Att.	Gain	Lost	Net	TD	Long
John Emery Jr.	12	105	2	103	1	17
Josh Williams	8	30	0	30	0	8
Tyrion Davis-Price	8	29	0	29	0	7
Myles Brennan	2	3	0	3	0	3
TEAM	2	0	4	-4	0	0
Totals...	32	167	6	161	1	17

PASSING	Att.	Comp	Int	Yds	TD	Long	Sacks
Myles Brennan	37	23	1	337	4	51	0

RECEIVING	No.	Yds.	TD	Long
Arik Gilbert	4	43	0	15
Jontre Kirklin	3	65	2	29
Kayshon Boutte	3	46	0	17
John Emery Jr.	3	21	0	11
Terrace Marshall Jr.	2	67	2	51
Jaray Jenkins	2	32	0	22
Tyrion Davis-Price	2	16	0	8
Racey McMath	1	22	0	22
Trey Palmer	1	12	0	12
Koy Moore	1	7	0	7
Alex Adams	1	6	0	6
Totals...	23	337	4	51

PUNTING	No.	Yds.	Avg.	Long	I20	TB
Zach Von Rosenberg	3	121	40.3	54	3	0

FIELD GOALS	Att.	Made	Long	KICKS
Cade York	2	2	53	Made: 53, 31

ALL RETURNS	Punts			Kickoffs			Interceptions		
	No.	Yds.	Lg.	No.	Yds.	Lg.	No.	Yds.	Lg.
Trey Palmer	1	10	10	0	0	0	0	0	0
Todd Harris Jr.	0	0	0	0	0	0	1	21	21
Eli Ricks	0	0	0	0	0	0	1	0	0
Derek Stingley Jr.	3	92	48	0	0	0	0	0	0

## Vanderbilt

RUSHING	Att.	Gain	Lost	Net	TD	Long
Marlow, Ja'Veon	17	85	2	83	0	22
Wakefield, J	16	61	9	52	0	10
Harrison, Jaden	1	16	0	16	0	16
Wright, Mike	3	10	3	7	0	6
Jerkins, Dshaun	1	7	0	7	0	7
Seals, Ken	5	4	16	-12	0	2

PASSING	Att.	Comp	Int.	Yds.	TD	Long	Sacks
Ken Seals	25	11	2	113	1	40	3

RECEIVING	No.	Yds.	TD	Long
Johnson, Cam	3	63	0	40
Bresnahan, Ben	3	31	1	19
Harrison, Jaden	2	-9	0	0
Pierce, Chris	1	19	0	19
Wakefield, J	1	5	0	5
Abdur-Rahman, A	1	4	0	4
Totals...	11	113	1	40

PUNTING	No.	Yds.	Avg.	Long	I20	TB
Smith, Harrison	7	326	46.6	53	3	0

FIELD GOALS	Att.	Made	Long	KICKS
Cooke, Pierson	1	0		Missed: 22

ALL RETURNS	Punts			Kickoffs			Interceptions		
	No.	Yds.	Lg.	No.	Yds.	Lg.	No.	Yds.	Lg.
Haynie, Randall	0	0	0	0	0	0	1	2	2
Kaufman, Dnovan	0	0	0	3	101	58	0	0	0

## LSU Bounces Back with 41-7 Victory at Vanderbilt

LSU quarterback **Myles Brennan** threw for 337 yards with four touchdowns, as the Tigers rebounded from a season-opening loss with an emphatic 41-7 victory over Vanderbilt on Saturday at Vanderbilt Stadium. LSU (1-1, 1-1 SEC) pitched a second-half shutout, allowing only 63 yards to Vanderbilt (0-2, 0-2 SEC) in the final 30 minutes. The Tigers finished with 498 yards of total offense, including a career-best 103 yards on 12 carries by sophomore running back **John Emery Jr.**, who scored from 12 yards in the fourth quarter. LSU improved in all three phases of the game, with the defense allowing 133 passing yards a week after giving up an SEC record 623. With the return of All-American **Derek Stingley Jr.**, LSU totaled more than 100 punt return yards for the second time since the 2014 season. Without being sacked, Brennan finished 23-of-37 passing for 337 yards with a pair of touchdown passes to wide receivers **Terrace Marshall Jr.** and **Jontre Kirklin**. Marshall caught TD passes of 16 and 51 yards, while Kirklin's first career touchdowns came from 28 and 29 yards. LSU built a 21-7 halftime lead and never allowed Vanderbilt to get back into the game in the second half. The Tigers gained 28 first downs while averaging 5.0 yards per rush. Defensively, senior safety **JaCoby Stevens** had 10 of his team-high 11 tackles in the first half, while linebacker **Jabril Cox** added seven tackles. Stingley, who missed the season opener against Mississippi State, returned with six tackles and three punt returns for 92 yards with a long of 48. Vanderbilt freshman quarterback Ken Seals completed 11-of-25 passes for 113 yards with a second-quarter touchdown to Ben Bresnahan which followed Brennan's only interception of the contest. He was intercepted twice in the fourth quarter by LSU safety **Todd Harris Jr.** and freshman cornerback **Eli Ricks**, who has registered interceptions in his first two games as a Tiger.

Scoring	1	2	3	4	F
LSU	7	14	13	7	41
Vanderbilt	0	7	0	0	7

LSU	1Q	6:09	Jontre Kirklin 28 yd pass from Myles Brennan (York kick)
LSU	2Q	12:28	Terrace Marshall Jr. 16 yd pass from Myles Brennan (York kick)
VANDY	2Q	5:07	Bresnahan, Ben 8 yd pass from Seals, Ken (Cooke, Pierson kick)
LSU	2Q	4:12	Terrace Marshall Jr. 51 yd pass from Myles Brennan (York kick)
LSU	3Q	10:25	Cade York 53 yd field goal
LSU	3Q	7:10	Cade York 31 yd field goal
LSU	3Q	0:46	Jontre Kirklin 29 yd pass from Myles Brennan (Cade York kick)
LSU	4Q	8:11	John Emery Jr. 12 yd run (Cade York kick)

Team Stats	LSU	Vandy
FIRST DOWNS	28	17
Rushing	10	11
Passing	17	5
Penalty	1	1
NET YARDS RUSHING	161	153
Rushing Attempts	32	43
Average Per Rush	5.0	3.6
Rushing Touchdowns	1	0
Yards Gained Rushing	167	183
Yards Lost Rushing	6	30
NET YARDS PASSING	337	113
Completions-Attempts-Int	23-37-1	11-25-2
Average Per Attempt	9.1	4.5
Average Per Completion	14.7	10.3
Passing Touchdowns	4	1
TOTAL OFFENSE YARDS	498	266
Total offense plays	69	68
Average Gain Per Play	7.2	3.9
Fumbles: Number-Lost	0-0	0-0
Penalties: Number-Yards	4-30	5-24
PUNTS-YARDS	3-121	7-326
Average Yards Per Punt	40.3	46.6
Net Yards Per Punt	40.3	32.0
Inside 20	3	3
50+ Yards	1	3
Touchbacks	0	0
Fair catch	2	3
KICKOFFS-YARDS	8-512	2-130
Average Yards Per Kickoff	64.0	65.0
Net Yards Per Kickoff	35.8	40.0
Touchbacks	5	2
Fair Catch Yards	0	0
Punt returns: Number-Yards-TD	4-102-0	0-0-0
Average Per Return	25.5	0.0
Kickoff returns: Number-Yds-TD	0-0-0	3-101-0
Average Per Return	0.0	33.7
Interceptions: Number-Yds-TD	2-21-0	1-2-0
Fumble Returns: Number-Yds-TD	0-0-0	0-0-0
Miscellaneous Yards	0	0
Possession Time	29:13	30:47
1st Quarter	6:48	8:12
2nd Quarter	3:07	11:53
3rd Quarter	8:16	6:44
4th Quarter	11:02	3:58
Third-Down Conversions	4 of 12	7 of 17
Fourth-Down Conversions	1 of 1	1 of 2
Red-Zone Scores-Chances	3-4	1-3
Touchdowns	2-4	1-3
Field goals	1-4	0-3
Sacks By: Number-Yards	3-16	0-0
PAT Kicks	5-5	1-1
Field Goals	2-2	0-1
Points off turnovers	7	7

# Game 3

**LSU**  
**Missouri**

**41**  
**45**

October 10, 2020  
Faurot Field  
Columbia, Mo.  
10,013

## LSU

RUSHING	Att.	Gain	Lost	Net	TD	Long
Tyrion Davis-Price	9	38	0	38	1	24
John Emery Jr.	2	7	0	7	0	4
Chris Curry	5	10	4	6	0	6
Myles Brennan	4	8	10	-2	0	7
Totals...	20	63	14	49	1	24

PASSING	Att.	Comp	Int	Yds	TD	Long	Sacks
Myles Brennan	48	29	0	430	4	75	2

RECEIVING	No.	Yds.	TD	Long
Terrace Marshall Jr.	11	235	3	75
Arik Gilbert	6	97	1	25
Kayshon Boutte	5	49	0	15
Racey McMath	2	24	0	17
John Emery Jr.	2	5	0	3
Jaray Jenkins	1	11	0	11
Tyrion Davis-Price	1	5	0	5
Jontre Kirklin	1	4	0	4
Totals...	29	430	4	75

PUNTING	No.	Yds.	Avg.	Long	I20	TB
Zach Von Rosenberg	5	226	45.2	60	3	0

FIELD GOALS	Att.	Made	Long	KICKS
Cade York	3	2	51	Made: 42, 51

ALL RETURNS	Punts			Kickoffs			Interceptions		
	No.	Yds.	Lg.	No.	Yds.	Lg.	No.	Yds.	Lg.
Totals...	0	0	0	0	0	0	0	0	0

## Missouri

RUSHING	Att.	Gain	Lost	Net	TD	Long
Larry Rountree	18	121	2	119	0	29
Tyler Badie	5	42	3	39	1	29
Jalen Knox	3	22	2	20	1	16
Connor Bazelak	6	15	12	3	0	6
Team	1	0	1	-1	0	0
Totals...	33	200	20	180	2	29

PASSING	Att.	Comp	Int.	Yds.	TD	Long	Sacks
Connor Bazelak	34	29	0	406	4	69	1
Grant McKinnis	1	0	0	0	0	0	0
Totals...	35	29	0	406	4	69	1

RECEIVING	No.	Yds.	TD	Long
Tauskie Dove	6	83	1	58
D'ionte Smith	6	54	0	17
Jalen Knox	5	56	0	26
B. Banister	4	52	0	21
Tyler Badie	3	28	1	21
Micah Wilson	2	45	1	41
Niko Hea	2	19	1	14
Chance Luper	1	69	0	69
Totals...	29	406	4	69

PUNTING	No.	Yds.	Avg.	Long	I20	TB
Grant McKinnis	1	66	66.0	66	0	1

FIELD GOALS	Att.	Made	Long	KICKS
Harrison Mevis	2	1	52	Made: 52; Missed: 56

ALL RETURNS	Punts			Kickoffs			Interceptions		
	No.	Yds.	Lg.	No.	Yds.	Lg.	No.	Yds.	Lg.
Tyler Badie	0	0	0	1	39	39	0	0	0
Jarvis Ware	1	2	2	0	0	0	0	0	0
K. AbramsDraine	2	4	0	0	0	0	0	0	0
Totals...	3	6	2	1	39	39	0	0	0

## Missouri's Stand Leads to 45-41 Loss in Relocated Contest

In a game moved from Baton Rouge to Columbia 74 hours before kickoff, Missouri's goal-line stand in the final minute gave the homestanding Tigers a 45-41 victory over the LSU Football team on Saturday. LSU (1-2), which was scheduled to play host to Missouri before Hurricane Delta forced the relocation, had four tries from the Missouri 1-yard line in the final minute of the game but was unable to push the ball across the line. Quarterback **Myles Brennan** continued his impressive start the 2020 season for LSU, completing 29-of-48 passes for 430 yards with four touchdowns. He wasn't intercepted. Wide receiver **Terrace Marshall Jr.**, who was targeted on the final two plays of the contest, had 11 catches for 235 yards and three touchdowns. His yardage was fourth-most in LSU football history. Freshman tight end **Arik Gilbert** caught six passes for 97 yards with a touchdown, but missed a significant portion of the game with an injury. Missouri quarterback Connor Bazelak was nearly perfect, completing 29-of-34 passes for 406 yards with four touchdowns including the game winner from 5 yards to Niko Hea with 5:18 remaining in the game. Running back Larry Rountree rushed for 119 yards on 18 carries while Tyler Badie and Jalen Knox each scored for Missouri. Missouri outgained LSU, 586-479, and won despite three fumbles which led to 17 LSU points.

Scoring	1	2	3	4	F
LSU	14	10	17	0	41
Missouri	14	10	14	7	45

MU	1Q	13:07	Tauskie Dove 58 yd pass from Connor Bazelak (Harrison Mevis kick)
LSU	1Q	8:03	Terrace Marshall Jr. 6 yd pass from Myles Brennan (Cade York kick)
LSU	1Q	3:45	Terrace Marshall Jr. 2 yd pass from Myles Brennan (Cade York kick)
MU	1Q	0:22	Tyler Badie 29 yd run (Harrison Mevis kick)
LSU	2Q	14:41	Arik Gilbert 25 yd pass from Myles Brennan (Cade York kick)
LSU	2Q	11:16	Cade York 42 yd field goal
MU	2Q	7:33	Jalen Knox 16 yd run (Harrison Mevis kick)
MU	2Q	1:56	Harrison Mevis 52 yd field goal
LSU	3Q	12:25	Tyrion Davis-Price 1 yd run (Cade York kick)
MU	3Q	10:46	Micah Wilson 41 yd pass from Connor Bazelak (Harrison Mevis kick)
LSU	3Q	10:36	Terrace Marshall Jr. 75 yd pass from Myles Brennan (Cade York kick)
MU	3Q	2:36	Tyler Badie 21 yd pass from Connor Bazelak (Harrison Mevis kick)
LSU	3Q	0:00	Cade York 51 yd field goal
MU	4Q	5:18	Niko Hea 5 yd pass from Connor Bazelak (Harrison Mevis kick)

Team Stats	LSU	MU
FIRST DOWNS	20	25
Rushing	3	9
Passing	17	16
Penalty	0	0
NET YARDS RUSHING	49	180
Rushing Attempts	20	33
Average Per Rush	2.5	5.5
Rushing Touchdowns	1	2
Yards Gained Rushing	63	200
Yards Lost Rushing	14	20
NET YARDS PASSING	430	406
Completions-Attempts-Int	29-48-0	29-35-0
Average Per Attempt	9.0	11.6
Average Per Completion	14.8	14.0
Passing Touchdowns	4	4
TOTAL OFFENSE YARDS	479	586
Total offense plays	68	68
Average Gain Per Play	7.0	8.6
Fumbles: Number-Lost	0-0	5-3
Penalties: Number-Yards	4-30	6-55
PUNTS-YARDS	5-226	1-66
Average Yards Per Punt	45.2	66.0
Net Yards Per Punt	44.0	46.0
Inside 20	3	0
50+ Yards	1	1
Touchbacks	0	1
Fair catch	0	0
KICKOFFS-YARDS	8-519	8-520
Average Yards Per Kickoff	64.9	65.0
Net Yards Per Kickoff	38.1	40.0
Touchbacks	7	8
Fair Catch Yards	0	0
Punt returns: Number-Yards-TD	0-0-0	3-6-0
Average Per Return	0.0	2.0
Kickoff returns: Number-Yds-TD	0-0-0	1-39-0
Average Per Return	0.0	39.0
Interceptions: Number-Yds-TD	0-0-0	0-0-0
Fumble Returns: Number-Yds-TD	0-0-0	0-0-0
Miscellaneous Yards	0	11
Possession Time	29:11	30:49
1st Quarter	7:56	7:04
2nd Quarter	3:26	11:34
3rd Quarter	8:44	6:16
4th Quarter	9:05	5:55
Third-Down Conversions	0 of 10	5 of 10
Fourth-Down Conversions	1 of 2	0 of 1
Red-Zone Scores-Chances	3-4	2-2
Touchdowns	3-4	2-2
Field goals	0-4	0-2
Sacks By: Number-Yards	1-11	2-10
PAT Kicks	5-5	6-6
Field Goals	2-3	1-2
Points off turnovers	17	0

## 2020 NUMERICAL ROSTER

NO.	NAME	POS.	CL.-EXP.	HT.	WT.	HOMETOWN (PREVIOUS SCHOOL)
1	Kayshon Boutte	WR	FR-HS	6-0	185	New Iberia, La. (Westgate HS)
1	Eli Ricks	CB	FR-HS	6-2	196	Rancho Cucamonga, Calif. (IMG Academy)
2	Arik Gilbert	TE	FR-HS	6-5	249	Marietta, Ga. (Marietta HS)
2	Dwight McGlothern	CB	FR-HS	6-2	182	Houston, Texas (Klein Oak HS)
3	Tyrion Davis-Price	RB	SO-1L	6-1	232	Baton Rouge, La. (Southern Lab HS)
3	Andre Anthony	OLB	SR-2L	6-3	255	New Orleans, La. (Edna Karr HS)
4	John Emery Jr.	RB	SO-1L	5-11	215	St. Rose, La. (Destrehan HS)
4	Todd Harris Jr.	S	JR-2L	6-1	195	Maringouin, La. (Plaquemine HS)
5	Koy Moore	WR	FR-HS	6-0	174	Kenner, La. (Archbishop Rummel HS)
5	Jay Ward	CB	SO-1L	6-1	176	Moultrie, Ga. (Colquitt County HS)
6	Terrace Marshall Jr.	WR	JR-2L	6-3	200	Bossier City, La. (Parkway HS)
6	Devonta Lee	LB	SO-1L	6-2	224	Fluker, La. (Amite HS)
7	JaCoby Stevens	S	SR-3L	6-2	230	Murfreesboro, Tenn. (Oakland HS)
8	BJ Ojulari	LB	FR-HS	6-2	230	Marietta, Ga. (Marietta HS)
8	Tre Bradford	RB	FR-HS	6-0	190	Lancaster, Texas (Lancaster HS)
10	Jaray Jenkins	WR	SO-1L	6-4	194	Jena, La. (Jena HS)
10	Josh White	LB	FR-HS	6-0	215	Houston, Texas (Cy Creek HS)
11	TJ Finley	QB	FR-HS	6-6	242	Ponchatoula, La. (Ponchatoula HS)
11	Ali Gaye	DL	JR-TR	6-6	262	Edmonds, Wash. (Garden City CC)
12	Alex Adams	WR	FR-HS	6-0	196	Osyka, Miss. (South Pike HS)
12	Walker Kinney	QB	FR-HS	6-2	223	Stilwell, Kan. (Blue Valley HS)
13	Jontre Kirklin	WR	SR-3L	6-0	184	Lutcher, La. (Lutcher HS)
14	Maurice Hampton Jr.	S	SO-1L	6-0	215	Memphis, Tenn. (Memphis University HS)
14	Max Johnson	QB	FR-HS	6-5	219	Watkinsville, Ga. (Oconee County HS)
15	Myles Brennan	QB	JR-2L	6-4	210	Long Beach, Miss. (St. Stanislaus HS)
16	AJ Aycock	QB	SO-SQ	6-4	217	Jonesboro, Ark. (The Academies at Jonesboro HS)
17	Racey McMath	WR	SR-2L	6-3	224	New Orleans, La. (Edna Karr HS)
18	Damone Clark	LB	JR-2L	6-3	245	Baton Rouge, La. (Southern Lab HS)
18	Chris Curry	RB	SO-1L	5-11	216	Lehigh Acres, Fla. (Lehigh HS)
19	Jabril Cox	LB	SR-TR	6-4	231	Kansas City, Mo. (Raytown South HS/North Dakota St.)
21	Jordan Toles	S	FR-HS	6-0	199	Baltimore, Md. (St. Frances Academy)
22	Zaven Fountain	S	SO-SQ	6-3	186	Marrero, La. (John Ehret HS)
23	Micah Baskerville	LB	JR-2L	6-1	231	Shreveport, La. (Evangel Christian Academy)
23	Corren Norman	RB	FR-RS	5-9	191	Broussard, La. (Lafayette HS)
24	Derek Stingley Jr.	CB	SO-1L	6-1	195	Baton Rouge, La. (Dunham School)
25	Cordale Flott	CB	SO-1L	6-1	165	Saraland, Ala. (Saraland HS)
26	Keenen Dunn	RB	SO-RS	5-11	183	Gonzales, La. (East Ascension HS/Indiana Wesleyan)
26	Darren Evans	DB	SR-TR	6-3	180	Baton Rouge, La. (Glen Oaks HS)
27	Josh Williams	RB	FR-RS	5-9	195	Houston, Texas (The Kinkaid School)
28	Nick Rocha	WR	FR-HS	6-1	164	Keller, Texas (Keller HS)
28	Lloyd Cole	CB	SR-1L	6-0	205	Bossier City, La. (Parkway HS/Grambling)
29	Raydarius Jones	CB	FR-1L	6-2	170	Horn Lake, Miss. (Horn Lake HS)
29	Ethan Laing	WR	FR-HS	5-11	176	Lafayette, La. (Lafayette Christian Academy)
30	Jack Mashburn	TE	FR-RS	6-2	218	Covington, La. (St. Paul's HS)
31	Cameron Lewis	S	SR-1L	6-1	195	Monroe, La. (Wossman HS)
32	Avery Atkins	PK	JR-2L	5-11	214	Auburn, Ala. (Auburn HS)
33	Trey Palmer	WR	SO-1L	6-0	180	Kentwood, La. (Kentwood HS)
34	Antoine Sampah	LB	FR-HS	6-1	205	Woodbridge, Va. (Woodbridge HS)
36	Cade York	PK	SO-1L	6-1	198	McKinney, Texas (Prosper HS)
37	Hunter Faust	LB	SO-SQ	6-0	216	New Orleans, La. (Jesuit HS)
38	Zach Von Rosenberg	P	SR-3L	6-5	245	Zachary, La. (Zachary HS)
39	Phillip Webb	LB	FR-HS	6-4	226	Buford, Ga. (Lanier HS)
39	Ezekeal Mata	PK	FR-HS	5-11	180	San Marcos, Calif. (Mission Hills HS)
41	Carlton Smith	LB	JR-1L	6-2	237	Houston, Texas (Lamar HS)
42	Aaron Moffitt	TE	JR-1L	6-2	237	Baton Rouge, La. (Catholic HS)
43	Ray Thornton	OLB	SR-3L	6-3	225	Killeen, Texas (Shoemaker HS)
43	Preston Stafford	PK	SO-SQ	5-10	174	Pontotoc, Miss. (Catholic HS)
44	Tory Carter	FB	SR-3L	6-0	244	Valdosta, Ga. (Lee County HS)
44	Dylan Thompson	OLB	FR-RS	6-1	265	Irving, Texas (Ranchview HS)
45	Stephen King	TE	SO-SQ	6-6	257	Alexandria, Va. (Hayfield Secondary School)
46	Charlie Drost	TE	FR-HS	6-4	236	Lake Charles, La. (St. Louis Catholic HS)
47	Nelson Jenkins III	DL	SO-SQ	6-4	300	Maringouin, La. (Plaquemine HS)
47	Max Peterson	SNP	FR-HS	5-11	213	Belmont, Mass. (Belmont Hill School)
48	Quentin Skinner	SNP	FR-RS	6-0	243	Buford, Ga. (Buford HS)
48	Sloan Wright	LB	FR-HS	6-1	236	Lafayette, La. (St. Thomas More HS)
49	Travez Moore	OLB	SR-1L	6-4	242	Bastrop, La. (Bastrop HS/Copiah Lincoln CC)
49	Jansen Mayea	TE	SO-SQ	6-2	245	New Iberia, La. (Westgate HS)
51	Dare Rosenthal	OT	SO-1L	6-7	327	Clayton, La. (Ferriday HS)
53	Soni Fonua	OLB	JR-1L	6-3	268	Salt Lake City, Utah (East HS/Mesa CC)

## ALPHABETICAL ROSTER

NO.	NAME	POS.
12	Alex Adams	WR
3	Andre Anthony	OLB
32	Avery Atkins	PK
16	AJ Aycock	QB
23	Micah Baskerville	LB
54	Aaron Benfield	LB
1	Kayshon Boutte	WR
75	Anthony Bradford	OL
8	Tre Bradford	RB
15	Myles Brennan	QB
44	Tory Carter	FB
55	Jarell Cherry	DE
18	Damone Clark	LB
28	Lloyd Cole	CB
19	Jabril Cox	LB
18	Chris Curry	RB
3	Tyrion Davis-Price	RB
76	Austin Deculus	OL
81	Nick Demas	WR
51	Charlie Drost	DE
74	Marcus Dumervil	OL
26	Keenen Dunn	RB
4	John Emery Jr.	RB
94	Joseph Evans	DL
26	Darren Evans	DB
92	Neil Farrell Jr.	DE
37	Hunter Faust	LB
11	TJ Finley	QB
25	Cordale Flott	CB
53	Soni Fonua	OLB
22	Zaven Fountain	S
88	Evan Francioni	WR
11	Ali Gaye	DL
2	Arik Gilbert	TE
90	Jacobian Guillory	DL
14	Maurice Hampton Jr.	S
64	Austin Harden	OL
4	Todd Harris Jr.	S
71	Xavier Hill	OL
57	Chasen Hines	OG
82	Brandon Hubicz	TE
62	Siaki Ika	NT
70	Ed Ingram	OG
10	Jaray Jenkins	WR
47	Nelson Jenkins III	DL
14	Max Johnson	QB
29	Raydarius Jones	CB
45	Stephen King	TE
12	Walker Kinney	QB
13	Jontre Kirklin	WR
29	Ethan Laing	WR
66	Riley Lawrence	OL
6	Devonta Lee	LB
31	Cameron Lewis	S
59	Desmond Little	OLB
97	Glen Logan	DE
6	Terrace Marshall Jr.	WR
86	Michael Martin	WR
77	Marlon Martinez	OL
30	Jack Mashburn	TE
39	Ezekeal Mata	PK
49	Jansen Mayea	TE
2	Dwight McGlothern	CB
17	Racey McMath	WR
42	Aaron Moffitt	TE
5	Koy Moore	WR
49	Travez Moore	OLB
23	Corren Norman	RB

## 2020 NUMERICAL ROSTER

NO.	NAME	POS.	CL.-EXP.	HT.	WT.	HOMETOWN (PREVIOUS SCHOOL)
54	Aaron Benfield	LB	FR-RS	6-0	225	Thibodaux, La. (E.D. White Catholic HS)
55	Jarell Cherry	DE	SO-SQ	6-2	277	Dallas, Texas (Carter HS)
56	Liam Shanahan	OL	SR-TR	6-5	304	Marlborough, Mass. (Marlborough HS/Harvard)
57	Chasen Hines	OG	JR-2L	6-3	349	Marshall, Texas (Marshall HS)
58	Kardell Thomas	OL	FR-RS	6-3	326	Baton Rouge, La. (Southern Lab HS)
58	Jared Small	LB	JR-1L	5-10	209	Baton Rouge, La. (Catholic HS)
59	Desmond Little	OLB	FR-RS	6-5	218	Prichard, Ala. (Vigor HS)
61	Cameron Wire	OT	SO-SQ	6-6	311	Gonzales, La. (East Ascension HS)
62	Siaki Ika	NT	SO-1L	6-4	340	Salt Lake City, Utah (East HS)
64	Austin Harden	OL	FR-RS	6-1	286	Patterson, La. (Patterson HS)
66	Riley Lawrence	OL	FR-HS	6-4	301	Geismar, La. (Dutchtown HS)
67	Spencer Payne	OL	FR-HS	6-2	292	Castroville, Texas (Medina Valley HS)
69	Charles Turner	OL	FR-RS	6-5	287	Canton, Ohio (IMG Academy)
70	Ed Ingram	OG	JR-2L	6-3	315	DeSoto, Texas (DeSoto HS)
71	Xavier Hill	OL	FR-HS	6-3	307	Olive Branch, Miss. (Olive Branch HS)
74	Marcus Dumervil	OL	FR-HS	6-5	310	Lauderdale Lakes, Fla. (St. Thomas Aquinas HS)
75	Anthony Bradford	OL	FR-RS	6-5	365	Muskegon, Mich. (Muskegon HS)
76	Austin Deculus	OL	SR-3L	6-6	331	Mamou, La. (Cy-Fair HS)
77	Marlon Martinez	OL	FR-HS	6-4	325	Fort Lauderdale, Fla. (St. Thomas Aquinas HS)
78	Thomas Perry	OL	FR-RS	6-6	329	Lafayette, La. (Teurlings Catholic HS)
81	Nick Demas	WR	FR-HS	5-11	202	Noblesville, Ind. (Guerin Catholic HS)
82	Brandon Hubicz	TE	FR-RS	6-1	202	Baton Rouge, La. (Catholic HS)
85	Nick Storz	TE	SO-RS	6-5	260	Brooklyn, N.Y. (Poly Prep Country Day HS)
86	Michael Martin	WR	SO-SQ	5-10	185	Weslaco, Texas (University HS)
87	Kole Taylor	TE	FR-HS	6-7	243	Grand Junction, Colo. (Central HS)
88	Evan Francioni	WR	SO-SQ	5-11	194	River Ridge, La. (Archbishop Rummel HS/New Orleans)
90	Jacobian Guillory	DL	FR-HS	6-2	344	Alexandria, La. (Alexandria Senior HS)
92	Neil Farrell Jr.	DE	SR-3L	6-4	319	Mobile, Ala. (Murphy HS)
94	Joseph Evans	DL	FR-1L	6-1	310	Haynesville, La. (Haynesville HS)
96	Eric Taylor	DL	FR-HS	6-4	313	Trussville, Ala. (Hewitt-Trussville HS)
97	Glen Logan	DE	SR-3L	6-3	339	Kenner, La. (Destrehan HS)
99	Jaquelin Roy	DL	FR-HS	6-4	302	Baton Rouge, La. (University Lab HS)

\* Roster as of Sept. 10, 2020. Please check LSUsports.net for the latest roster.

## ALPHABETICAL ROSTER

NO.	NAME	POS.
8	BJ Ojulari	LB
33	Trey Palmer	WR
67	Spencer Payne	OL
78	Thomas Perry	OL
47	Max Peterson	SNP
1	Eli Ricks	CB
28	Nick Rocha	WR
51	Dare Rosenthal	OT
99	Jaquelin Roy	DL
34	Antoine Sampah	LB
56	Liam Shanahan	OL
48	Quentin Skinner	SNP
58	Jared Small	LB
41	Carlton Smith	LB
43	Preston Stafford	PK
7	JaCoby Stevens	S
24	Derek Stingley Jr.	CB
85	Nick Storz	TE
96	Eric Taylor	DL
87	Kole Taylor	TE
58	Kardell Thomas	OL
44	Dylan Thompson	OLB
43	Ray Thornton	OLB
21	Jordan Toles	S
69	Charles Turner	OL
38	Zach Von Rosenberg	P
5	Jay Ward	CB
39	Phillip Webb	LB
10	Josh White	LB
27	Josh Williams	RB
61	Cameron Wire	OT
48	Sloan Wright	LB
36	Cade York	PK

## Pronunciation Guide

### PLAYERS

Kayshon Boutte	Kay-shawn Boo-tay
Jabril Cox	Juh-bril
Marcus Dumervil	Do-mer-ville
Evan Francioni	Fran-chē-ō-nē
Ali Gaye	Ah-lē, like the boxer
Arik Gilbert	A-Rick
Jacobian Guillory	Juh-cō-bē-an
Xavier Hill	z-sound in Xavier
Brandon Hubicz	Hue-bix
Jansen Mayea	My-ā-uh, hard a
Dwight McGlothern	Muh-glock-ern
BJ Ojulari	Ō-juh-lar-ē
Jaquelin Roy	Juh-qway-lin
Liam Shanahan	Lē-um

### COACHES

Scott Linehan	Lin-uh-han
Greg McMahon	Mick-man
Ed Orgeron	O-zhure-on

Listen to all pronunciations on the roster page at [LSUsports.net/football](http://LSUsports.net/football)