

#LSU

@LSUsoftball

@BethTorina

/LSUsoftball

@LSUsoftball

LSU 2021 SOFTBALL

SEC CHAMPIONS

1999 • 2000 • 2001 • 2002 • 2004

SEC TOURNAMENT CHAMPIONS

1999 • 2001 • 2002 • 2004 • 2007

WCWS APPEARANCES

2001 • 2004 • 2012

2015 • 2016 • 2017

2021 SCHEDULE/RESULTS

| Date | Opponent | TV/Stream | Time (CT) | Result |
|------------------------|------------------------------|-----------|-------------|--------|
| FEBRUARY (10-5) | | | | |
| 11 | McNeese St.! | SECN+ | W, 8-0 (6) | |
| 12 | #25 Duke! | SECN+ | L, 8-4 | |
| 13 | Kansas! | SECN | W, 5-3 | |
| 17 | North Dakota | | W, 19-3 (5) | |
| 20 | vs. Liberty\$ | | W, 4-3 | |
| 20 | at Alabama\$ | SECN+ | L, 5-2 | |
| 21 | vs. Liberty\$ | | W, 8-5 | |
| 21 | at Alabama\$ | SECN+ | L, 13-5 (5) | |
| 23 | Central Arkansas | SECN+ | W, 3-0 | |
| 23 | Central Arkansas | SECN+ | W, 2-0 | |
| 25 | at ULL% | ESPN+ | W, 4-0 | |
| 26 | Oklahoma St.% | SECN+ | L, 1-0 | |
| 26 | Oklahoma St.% | SECN+ | L, 3-1 | |
| 27 | ULL% | SECN+ | W, 3-2 | |
| 27 | Buffalo% | SECN+ | W, 7-1 | |
| MARCH (5-2) | | | | |
| 2 | Southern Miss | SECN+ | W, 11-3 (6) | |
| 5 | Texas | SECN+ | L, 8-5 | |
| 6 | Texas | SECN+ | W, 2-1 (8) | |
| 6 | Texas | SECN+ | W, 7-2 | |
| 13 | at Tennessee* | SECN+ | W, 2-1 (8) | |
| 13 | at Tennessee* | SECN | L, 4-3 (8) | |
| 14 | at Tennessee* | SECN+ | W, 11-3 (5) | |
| 16 | at Southeastern La. | ESPN+ | 6 p.m. | |
| 20 | Texas A&M* | SECN+ | 6 p.m. | |
| 21 | Texas A&M* | SECN | 5 p.m. | |
| 22 | Texas A&M* | SECN | 6 p.m. | |
| 24 | at South Alabama | ESPN+ | 6:30 p.m. | |
| 26 | at Florida* | SECN+ | 5 p.m. | |
| 27 | at Florida* | ESPN | 4 p.m. | |
| 28 | at Florida* | SECN+ | 10 a.m. | |
| 30 | ULM | SECN+ | 6 p.m. | |
| APRIL (0-0) | | | | |
| 1 | Ole Miss* | SECN+ | TBA | |
| 2 | Ole Miss* | SECN+ | TBA | |
| 3 | Ole Miss* | SECN+ | TBA | |
| 6 | Louisiana Tech | SECN+ | 5 p.m. | |
| 9 | at Missouri* | SECN+ | 6:30 p.m. | |
| 10 | at Missouri* | SECN+ | 2 p.m. | |
| 11 | at Missouri* | ESPNU | 1 p.m. | |
| 13 | at McNeese St. | CST | 6:30 p.m. | |
| 16 | at NC State | ACCNX | 6 p.m. | |
| 17 | at NC State | ACCNX | 4 p.m. | |
| 17 | at NC State | ACCNX | 6:30 p.m. | |
| 23 | at Kentucky* | SECN+ | 5 p.m. | |
| 24 | at Kentucky* | ESPN2 | 3 p.m. | |
| 25 | at Kentucky* | ESPN2 | 11 a.m. | |
| MAY (0-0) | | | | |
| 1 | Arkansas* | ESPNU | 6 p.m. | |
| 2 | Arkansas* | SECN | 5 p.m. | |
| 3 | Arkansas* | SECN | 6 p.m. | |
| 7 | Auburn* | ESPNU | 5:30 p.m. | |
| 8 | Auburn* | SECN+ | TBA | |
| 9 | Auburn* | SECN+ | TBA | |
| 12-15 | SEC Tournament | SECN | TBA | |
| 21-23 | NCAA Regionals | | TBA | |
| 27-30 | NCAA Super Regional | | TBA | |
| JUNE (0-0) | | | | |
| 3-9 | Women's College World Series | | TBA | |

All times are central and subject to change. Home games are bolded and played at Tiger Park. ! - Tiger Classic [Baton Rouge, La.]; % - LSU Invitational [Baton Rouge, La.]; @ - Purple & Gold Challenge [Baton Rouge, La.]; \$ - Bama Bash [Tuscaloosa, Ala.]; * - SEC Contest; SECN - SEC Network; SECN+ - SEC Network+; CST - Cox Sports

NO. 12 LSU (15-7) AT SOUTHEASTERN (12-10)

BREAKDOWN



2021 Record 15-7
Head Coach Beth Torina
LSU Record 396-165 (10th Season)
Overall Record 525-276 (14th Season)

Southeastern La.



2021 Record 12-10
Head Coach Rick Fremin
SLU Record/Years 148-123 (6th season)
 LSU leads the all-time series, 21-1

FAST FACTS

- The No. 12 Tigers tap back into midweek action Tuesday as they travel to Southeastern Louisiana. The game is set for a 6 p.m. start on ESPN+.
- The Tigers return 21 players from last year's squad, who went 21-3.
- Head coach Beth Torina is in her 10th season at the helm of LSU softball and has coached the Tigers to four Women's College World Series appearances.
- Under Torina, the Tigers are averaging 45 wins per season. Torina currently has a total of 396 wins at LSU, just four wins away from 400 as a Tiger. She earned her 500th career victory February 21, 2020 with a no-hitter against Sam Houston State, thrown by Shelby Wickersham.
- The Tigers return their entire pitching staff who led the nation last season at 0.95. Shelby Wickersham was second in the nation at 0.40. Ali Kilponen, Shelbi Sunseri and Maribeth Gorsuch all had ERAs in the Top 35.
- Aliyah Andrews, Shelbi Sunseri, Shelby Wickersham and Ali Kilponen all earned a spot on the Preseason All-SEC Team. Andrews was also named to the Top 50 USA Softball Watch List.
- Seven states are represented on the roster this season: Louisiana (8), Texas (8), California (6), Georgia (2), Florida (2), Colorado (1), Arizona (1).
- The Tigers went 2-1 last weekend, claiming game one against Tennessee, 2-1 in eight innings. The Tigers fell in game two, 4-3 in eight innings but bounced back with explosive offense to claim game three, 11-3 in five innings and claimed the series to start conference action.
- In game one, Taylor Pleasants hit a solo home run that helped the Tigers to take the victory. It was her fifth on the year. She is hitting .329 on the year which is second on the team.
- Georgia Clark led the Tigers at the plate with a .375 batting average. She had a home run in game three, her third on the year. She is hitting .173 on the season.
- Along with Clark's home run in game three, the Tigers hit two others, coming from the team's home run leading Amanda Doyle, who now has seven in 22 games. Sunseri also smashed one out, her fifth on the year.
- The Tigers have hit 31 in 22 games, averaging 1.41 per game. Doyle leads the team with seven.
- Andrews added another stolen bases last week, Andrews now has 130 in her career which is 26 away from being the all-time leader. Dee Douglas is the current leader with 155 (1998-2001).
- Five true freshmen have seen action in the first 22 games of the season. Danieca Coffey, Ali Newland, Morgan Smith, Kennedy Houshmandzadeh and Hayden Brown have also seen action.
- Andrews leads the team in batting average at .403. She has 29 hits on the season to go along with 21 runs scored, three doubles, two triples and two home runs. In the last 10 games, she has hit .471 with two home runs, two triples and one double. In those 16 games, she has tallied 16 hits and 11 runs scored with six stolen bases. In the last 10 games, Taylor Pleasants has tallied 10 RBI.
- The Tigers have played 13 games against Top 25 teams to start the season. In those games, LSU is 6-7. The Tigers are 4-5 against Top 10 opponents. Prior to the games with Tennessee, the Tigers have the fifth toughest schedule in the nation.
- After only collecting eight hits in the two games Saturday in Knoxville, the Tigers tallied 10 hits in the five innings on Sunday.
- Ali Kilponen and Shelby Wickersham picked up the wins in the circle this weekend. Kilponen saw relief action in game one and came out with the win. She also suffered the loss in game two and is now 3-3 on the year. Wickersham improved to 4-2 on the year.
- The Tigers have a 2.34 ERA on the year with Shelbi Sunseri leading the way with a 1.02 mark. She is 4-2 on the year with 33 strikeouts in 41.1 innings of work. Kilponen leads the team in strikeouts with 37 in 31.2 innings.



2021 Quick Facts

SOFTBALL STAFF

| | |
|-------------------------|--------------------------|
| Head Coach | Beth Torina |
| Alma Mater, Year | Florida, 2000 |
| Record at LSU (Seasons) | 396-165 |
| Career Record (Seasons) | 525-276 |
| Year at LSU | 10th Season |
| Year in Career | 14th Season |
| Assistant Coach | Howard Dobson |
| Alma Mater, Year | McNeese State, 1997 |
| Year at LSU | 10th Season |
| Assistant Coach | Lindsay Leftwich |
| Alma Mater, Year | Northwestern State, 2005 |
| Year at LSU | 10th Season |
| Volunteer Coach | Sandra Simmons |
| Alma Mater, Year | LSU, 2016 |
| Year at LSU | 3rd Season |
| Director of Operations | Quinlan Duhon |
| Alma Mater, Year | LSU, 2008 |
| Year at LSU | 12th Season |

TEAM INFORMATION

| | |
|--|------|
| 2020 Overall Record | 21-3 |
| 2020 SEC Record (Finish) | N/A |
| 2020 SEC Tournament Finish | N/A |
| 2020 Postseason | N/A |
| 2020 Final Ranking (NFCA/USA Softball) | 5/5 |
| Players Returning/Lost | 21/2 |
| Starters Returning/Lost | 10/0 |
| Pitchers Returning/Lost | 6/0 |
| Newcomers | 8 |

PROGRAM HISTORY

| | |
|--|------------------------------------|
| All-Time Record | 1184-415-1 (.741) |
| All-Time SEC Record | 426-197-1 (.684) |
| SEC Western Division Titles | 9 |
| Seasons | 1997-2002, 2004, 2007, 2013 |
| SEC Regular Season Titles | 5 |
| Seasons | 1999, 2000, 2001, 2002, 2004 |
| All-Time SEC Tournament Record | 44-23 (.657) |
| SEC Tournament Titles | 5 |
| Seasons | 1999, 2001, 2002, 2004, 2007 |
| NCAA Tournament Record | 77-49 (.611) |
| NCAA Tournament Appearances | 21 |
| Seasons | 1998-2004, 2006-2019 |
| Women's College World Series Appearances | 6 |
| Seasons | 2001, 2004, 2012, 2015, 2016, 2017 |

UNIVERSITY

| | |
|-----------------------------|-----------------------------------|
| Location | Baton Rouge, La. |
| Founded | 1860 |
| Enrollment | 31,414 |
| Nickname | Tigers or Fighting Tigers |
| Colors | Purple (PMS 268) & Gold (PMS 123) |
| Mascot | Mike (Bengal tiger) |
| Conference | Southeastern |
| President & Chancellor | Dr. F. King Alexander |
| NCAA Faculty Representative | Dr. Lori Martin |

ATHLETICS DEPARTMENT

| | |
|--|-----------------|
| Director of Athletics | Scott Woodward |
| Chief of Staff | Andrea Tepe |
| Executive Deputy AD/Executive Director of External Relations | Verge Ausberry |
| Executive Deputy AD/COO | Stephanie Rempe |
| Sr. Assoc. AD/Compliance & Planning | Bo Bahnsen |
| Sr. Assoc. AD/CFO | Mark Ewing |
| Sr. Assoc. AD/Athletics Facility Management | Dan Gaston |
| Sr. Assoc. AD/Health and Wellness | Shelly Mullenix |
| Sr. Assoc. AD/Student Services & SWA | Miriam Segar |
| Assoc. AD/Administration | John Daniel |
| Faculty Athletics Representative | Dr. Lori Martin |
| Associate AD/Ticket Sales & Operations | Brian Broussard |
| Associate AD/Business Office | Neal Lamonica |
| Associate AD/Business Office | Matthew LaBorde |
| Associate AD/Compliance | Matt Jakoubek |

| | |
|-------------------------|------------------|
| Assistant AD/Compliance | Blair Napolitano |
| Assistant AD/Marketing | Dave Haskins |

COMMUNICATIONS

| | |
|---|----------------------|
| Associate AD/Communications | Michael Bonnette |
| Sr. Assoc. Comm. Director | Bill Franques |
| Sr. Assoc. Comm. Director | Kent Lowe |
| Associate Comm. Director | Judy Willson |
| Asst. Comm. Director | Chelsey Chamberlain |
| Asst. Comm. Director | Aaron Hyder |
| Executive Director of Creative Content | Emily Dixon |
| Assoc. Director of Creative & Digital Content | Brandon Berrio |
| Coordinator of Digital & Creative Content | Matt Tornquist |
| Chamberlain's Email Address | cchamberlain@lsu.edu |
| Chamberlain's Office Phone | (225) 578-8204 |
| Chamberlain's Cell Phone | (225) 317-5450 |
| Administrative Specialist | Pam LeBlanc |

CREATIVE SERVICES

| | |
|----------------------------|------------------|
| Executive Director | Jason Feirman |
| Graphic Design Coordinator | Stephanie Lyles |
| Graphic Design Coordinator | Lindsey Thompson |
| Graphic Design Coordinator | Madison Leavelle |
| Photography Manager | Chris Parent |
| Photographer Coordinator | Gus Stark |

LSU SPORTS PRODUCTIONS

| | |
|-------------------------------|----------------|
| Director of Media Productions | David Landry |
| Production Coordinator | Lee Scioneaux |
| Production Specialist | Rafa Amaya |
| Production Specialist | Sheldon Lee |
| Director of Broadcasting | Chris Blair |
| Softball Radio Play-by-Play | Patrick Wright |
| Network Phone Number | (225) 578-1882 |
| Director of Digital Media | Todd Politz |
| Website | LSUsports.net |

SPORTS INFORMATION

LSU Assistant Communications Director Chelsey Chamberlain handles the media relations duties for the Tiger softball team. Chamberlain can be reached on her cell at (225) 317-5450 or at her office (225) 578-8204 or by e-mail at cchamberlain@lsu.edu.

PRACTICE TIMES/INTERVIEWS

LSU practices at Tiger Park and generally begins around 2 p.m. Members of the media who wish to cover practice should contact SID Chelsey Chamberlain for changes to practice times.

Office and phone interviews may be arranged on special occasions. All interview requests must be made at least 24 hours in advance with Chamberlain.

WWW.LSUSPORTS.NET

Information about the Tiger softball team, including player bios, game recaps and notes packets are available online at the Official Website of LSU Athletics, www.LSUsports.net.

LSU softball games that are broadcast on the radio also can be heard on LSUsports.net. Live statistics for all games will be carried on LSUsports.net.

2021 Roster

NUMERICAL

| NO. | NAME | POS. | B-T | H-T | CL.-EXP.-LETTERS | HOMETOWN (PREVIOUS SCHOOL) |
|-----|---------------------------|-------|-----|------|------------------|---|
| 00 | Akiya Thymes | OF | L/R | 5-1 | Sr.-5Y-3L | Brusly, La. (Brusly HS) |
| 1 | Victoria Abrams | UT/P | R/R | 5-9 | Fr.-1Y-0L | Columbia, La. (Caldwell Parish HS) |
| 2 | Ali Kilponen | P | R/R | 6-0 | So.-2Y-1L | Highlands Ranch, Colo. (Valor Christian HS) |
| 3 | Taylor Tidwell | INF | R/R | 5-11 | So.-2Y-1L | Gonzales, La. (St. Amant HS) |
| 4 | Aliyah Andrews | OF | L/R | 5-7 | Sr.-4Y-3L | Oldsmar, Fla. (East Lake HS) |
| 6 | Maribeth Gorsuch | P | R/R | 5-10 | Sr.-4Y-3L | Lewisville, Texas (Lewisville HS) |
| 8 | Savannah Stewart | OF | L/R | 5-8 | So.-2Y-1L | Marietta, Ga. (Hillgrove HS) |
| 10 | Emilee Casanova | P | R/R | 6-2 | Fr.-HS-0L | Amite, La. (Oak Forest Academy) |
| 11 | Shelby Wickersham | P | R/R | 5-10 | So.-2Y-1L | Metairie, La. (Mount Carmel Academy) |
| 13 | Danieca Coffey | INF | L/R | 5-6 | Fr.-HS-0L | Richwood, Texas (Angleton HS) |
| 14 | Anna Jones | OF | L/R | 5-5 | Fr.-1Y-0L | Deer Park, Texas (Lutheran South Academy) |
| 16 | Taryn Antoine | OF | L/R | 5-3 | Jr.-3Y-2L | Alexandria, La. (Alexandria HS) |
| 17 | Taylor Pleasants | INF | L/R | 6-0 | Fr.-1Y-0L | Houston, Texas (J. Frank Dobie HS) |
| 18 | Kennedi Houshmandzadeh | INF | R/R | 5-4 | Fr.-HS-0L | Cerritos, Calif. (Los Alamitos HS) |
| 20 | Jordyn Perkins | UTL | R/R | 5-3 | So.-2Y-1L | Metairie, La. (Mount Carmel Academy) |
| 21 | Taylor Edwards | P | R/R | 5-8 | Fr.-1Y-0L | Marrero, La. (De La Salle HS) |
| 22 | Amanda Doyle | INF | R/R | 5-8 | Sr.-4Y-3L | Santa Clarita, Calif. (Canyon HS) |
| 24 | Hayden Brown | C | R/R | 5-10 | Fr.-HS-0L | Colleyville, Texas (Keller HS) |
| 25 | Georgia Clark | INF | R/R | 5-9 | So.-2Y-1L | Houston, Texas (Stratford HS) |
| 26 | Morgan Cummins | C | R/R | 5-8 | So.-2Y-1L | Sarasota, Fla. (Lakewood Ranch HS) |
| 27 | Shelbi Sunseri | P/UTL | R/R | 5-10 | Jr.-3Y-2L | Santa Fe, Texas (Santa Fe HS) |
| 37 | Morgan Smith | P | R/R | 5-10 | Fr.-HS-0L | Phoenix, Ariz. (Pinnacle HS) |
| 44 | Ali Newland | OF | L/R | 5-4 | Fr.-HS-0L | Bremen, Ga. (Bremen Hall) |
| 47 | Cait Calland | C | L/R | 5-3 | Fr.-1Y-0L | Katy, Texas (Katy HS) |
| 55 | Raeleen Gutierrez | UTL | L/L | 5-10 | Fr.-1Y-0L | Upland, Calif. (St. Lucy's Priory HS) |
| 84 | Karrington Houshmandzadeh | OF | L/R | 5-9 | So.-2Y-1L | Cerritos, Calif. (Los Alamitos HS) |
| 88 | Ciara Briggs | OF | L/R | 5-5 | Fr.-1Y-0L | Yorba Linda, Calif. (Orange Lutheran HS) |
| 99 | Presleigh Pilon | INF | L/R | 5-8 | Fr.-HS-0L | Murrieta, Calif. (Murrieta Mesa HS) |

California (6)

Ciara Briggs
Amanda Doyle
Raeleen Gutierrez
Karrington
Houshmandzadeh
Kennedi
Houshmandzadeh
Presleigh Pilon

Colorado (1)

Ali Kilponen

Arizona (1)

Morgan Smith

Texas (8)

Hayden Brown
Cait Calland
Georgia Clark
Danieca Coffey
Maribeth Gorsuch
Anna Jones
Taylor Pleasants
Shelbi Sunseri

Louisiana (8)

Victoria Abrams
Taryn Antoine
Emilee Casanova

Taylor Edwards
Jordyn Perkins
Akiya Thymes
Taylor Tidwell

Georgia (2)

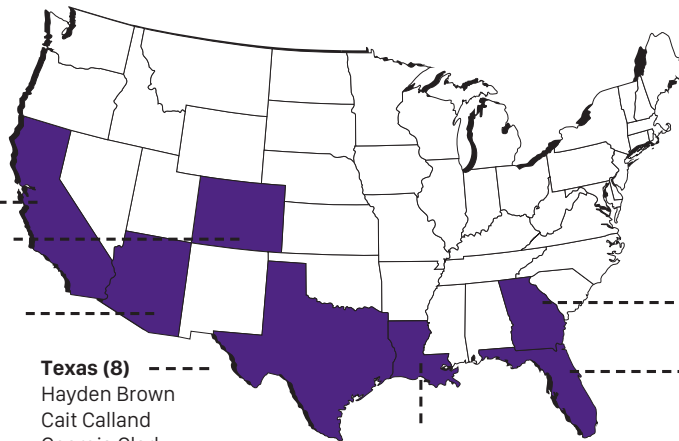
Ali Newland
Savannah Stewart

Florida (2)

Aliyah Andrews
Morgan Cummins

Shelby Wickersham

TIGERS BY STATE



PRONUNCIATION GUIDE

Players

| | |
|---------------------------|---------------------------------|
| ALIYAH Andrews | A-LEE-Uh |
| Taryn ANTOINE | an-TWON |
| CIARA Briggs | SEE-air-uh |
| Cait CALLAND | CALLand |
| Danieca COFFEY | COFFEE |
| RAELEEN GUTIERREZ | RAY-LEEN GOO-TEAR-ez |
| Kennedi HOUSHANDZADEH | Who-sh-man-zah-duh |
| KARRINGTON HOUSHMANDZADEH | Care-ing-ton Who-sh-man-zah-duh |
| Ali KILPONEN | kill-PO-nen |
| Presleigh Pilon | PIE-lawn |
| AKIYA THYMES | A-Kai-uh Times |

Coaching Staff

Beth TORINA tohr-REE-na



Career Record: 525-276
Record at LSU: 396-165
Record at FIU: 129-111

Head Coach – LSU

| Year | Record |
|------|--------|
| 2012 | 40-25 |
| 2013 | 42-16 |
| 2014 | 38-24 |
| 2015 | 52-14 |
| 2016 | 52-18 |

| Year | Record |
|------|--------|
| 2017 | 48-22 |
| 2018 | 45-17 |
| 2019 | 43-19 |
| 2020 | 21-3 |
| 2021 | 15-7 |

Head Coach – FIU

| Year | Record |
|------|--------|
| 2011 | 31-27 |
| 2010 | 38-21 |
| 2009 | 31-29 |
| 2008 | 29-34 |

| YEARS | SCHOOL | NOTES |
|--------------|---|---|
| 2012–Present | LSU Head Coach | Eight NCAA Regionals, 2012, 2015, 2016, 2017 Women’s College World Series |
| 2008–11 | Florida International University Head Coach | 2010 NCAA Regionals |
| 2003–07 | University of Houston Assistant Coach | Two NCAA Regionals, 2007 Conference USA Champions |
| 2000–02 | Stetson University Assistant Coach | 2001 Atlantic Sun Regular Season Champions |
| 1997–2000 | University of Florida pitcher | 1998 SEC Championship Team |

TORINA VS. OPPONENTS

| Opponent | LSU | FIU | Totals | Indiana | 0-1 | 2-0 | 2-1 | Pittsburgh | 0-0 | 0-3 | 0-3 |
|---------------------------|------|-----|--------|--------------------------|------|------|-------|------------------------|------|-----|------|
| Alabama | 9-13 | 0-2 | 9-15 | Iowa | 2-0 | 0-1 | 2-1 | Penn State | 4-3 | 2-1 | 6-4 |
| Alcorn State | 1-0 | 0-0 | 1-0 | Iowa State | 1-0 | 0-0 | 1-0 | Purdue | 2-0 | 0-0 | 2-0 |
| Arizona | 4-3 | 0-0 | 4-3 | Jacksonville | 0-0 | 1-0 | 1-0 | Providence | 0-0 | 3-0 | 3-0 |
| Arizona State | 3-2 | 0-1 | 3-3 | Jackson State | 1-0 | 0-0 | 1-0 | Quinnipiac | 0-0 | 2-1 | 2-1 |
| Arkansas | 15-3 | 1-1 | 16-4 | James Madison | 2-1 | 0-0 | 2-1 | Radford | 0-0 | 1-0 | 1-0 |
| Auburn | 9-8 | 0-1 | 9-9 | Kansas | 2-0 | 0-0 | 2-0 | Robert Morris | 0-0 | 1-0 | 1-0 |
| Ball State | 1-0 | 0-1 | 1-1 | Kentucky | 7-12 | 0-1 | 7-13 | Rutgers | 0-0 | 0-1 | 0-1 |
| Baylor | 3-1 | 0-2 | 3-3 | Kent St. | 1-0 | 0-0 | 1-0 | Samford | 3-0 | 0-0 | 3-0 |
| Belmont | 2-0 | 0-0 | 2-0 | Lamar | 2-0 | 0-0 | 2-0 | Sam Houston State | 2-0 | 0-0 | 2-0 |
| Bethune-Cookman | 2-0 | 3-0 | 5-0 | Liberty | 2-0 | 0-0 | 2-0 | San Diego State | 1-0 | 0-0 | 1-0 |
| Bradley | 0-0 | 0-1 | 0-1 | Longwood | 2-0 | 0-0 | 2-0 | San Jose State | 1-0 | 0-1 | 1-1 |
| Boston College | 0-0 | 1-0 | 1-0 | Long Beach State | 2-0 | 1-0 | 3-0 | Stephen F. Austin | 4-0 | 0-0 | 4-0 |
| Boston University | 1-0 | 1-1 | 2-1 | Long Island | 1-0 | 3-0 | 4-0 | St. John’s | 0-0 | 0-1 | 0-1 |
| Bucknell | 2-0 | 0-0 | 2-0 | Louisiana-Lafayette | 6-5 | 4-11 | 10-16 | St. Joseph’s | 0-0 | 0-1 | 0-1 |
| Buffalo | 1-0 | 0-0 | 1-0 | Louisiana-Monroe | 6-0 | 10-4 | 16-4 | South Alabama | 8-2 | 6-7 | 14-9 |
| BYU | 3-0 | 0-0 | 3-0 | Louisiana Tech | 7-0 | 0-0 | 7-0 | South Carolina | 13-5 | 0-0 | 13-5 |
| Campbell | 2-0 | 0-0 | 2-0 | Louisville | 1-1 | 0-1 | 1-2 | South Florida | 1-0 | 0-0 | 1-0 |
| California | 1-2 | 0-0 | 1-2 | Loyola Marymount | 0-1 | 1-0 | 1-1 | Southeast Missouri | 1-0 | 0-0 | 1-0 |
| Cal State Fullerton | 2-0 | 0-1 | 2-1 | Massachusetts | 1-0 | 0-2 | 1-2 | Southeastern Louisiana | 5-0 | 0-0 | 5-0 |
| Cal State Northridge | 2-0 | 0-0 | 2-0 | McNeese State | 13-1 | 0-0 | 13-1 | Southern Illinois | 0-0 | 1-0 | 1-0 |
| Central Arkansas | 8-0 | 0-0 | 8-0 | Memphis | 4-0 | 1-0 | 5-0 | Southern Utah | 1-0 | 0-0 | 1-0 |
| Central Connecticut State | 2-0 | 0-0 | 2-0 | Michigan | 3-3 | 0-0 | 3-3 | SIUE | 1-0 | 0-0 | 1-0 |
| Colorado State | 1-0 | 0-0 | 1-0 | Michigan State | 0-0 | 2-1 | 2-1 | Southern Miss | 5-0 | 0-0 | 5-0 |
| Columbia | 0-0 | 1-0 | 1-0 | Middle Tennessee | 0-0 | 12-2 | 12-2 | Stanford | 1-1 | 0-0 | 1-1 |
| Connecticut | 1-0 | 2-0 | 3-0 | Minnesota | 0-4 | 0-0 | 0-4 | Stetson | 0-0 | 4-1 | 4-1 |
| Creighton | 0-0 | 0-1 | 0-1 | Mississippi State | 14-5 | 0-0 | 14-5 | Syracuse | 1-0 | 1-0 | 2-0 |
| DePaul | 0-1 | 0-1 | 0-2 | Mississippi Valley State | 2-0 | 0-0 | 2-0 | Temple | 0-0 | 1-0 | 1-0 |
| Drake | 0-0 | 0-1 | 0-1 | Missouri | 10-7 | 0-3 | 10-10 | Tennessee | 9-13 | 0-0 | 9-13 |
| Duke | 0-1 | 0-0 | 0-1 | Monmouth | 1-0 | 0-0 | 1-0 | Tennessee State | 1-0 | 0-0 | 1-0 |
| East Tennessee State | 0-0 | 0-1 | 0-1 | Murray State | 1-0 | 0-0 | 1-0 | Tennessee Tech | 2-0 | 2-0 | 2-0 |
| Eastern Illinois | 1-0 | 2-0 | 3-0 | Nebraska | 2-0 | 0-0 | 2-0 | Texas | 3-2 | 0-0 | 3-2 |
| Eastern Michigan | 0-0 | 1-0 | 1-0 | Nevada | 1-0 | 0-1 | 1-1 | Texas-Arlington | 1-0 | 1-1 | 2-1 |
| Fairfield | 1-0 | 0-0 | 1-0 | New Mexico | 0-0 | 0-2 | 0-2 | Texas A&M-CC | 0-0 | 1-0 | 1-0 |
| Florida | 7-14 | 1-4 | 8-18 | New Mexico State | 1-0 | 0-0 | 1-0 | Texas A&M | 12-6 | 0-0 | 12-6 |
| Florida A&M | 2-0 | 0-0 | 2-0 | Nicholls | 9-0 | 0-0 | 9-0 | Texas State | 1-0 | 0-0 | 1-0 |
| Florida Atlantic | 5-0 | 7-5 | 12-5 | Northwestern | 2-0 | 0-0 | 2-0 | Texas Southern | 1-0 | 0-0 | 1-0 |
| Florida Gulf Coast | 0-0 | 7-3 | 7-3 | Northwestern State | 7-0 | 0-0 | 7-0 | Texas Tech | 5-1 | 0-0 | 5-1 |
| Florida State | 5-4 | 0-2 | 5-6 | North Carolina | 1-1 | 0-2 | 1-3 | Troy | 4-0 | 6-7 | 10-7 |
| Fordham | 1-0 | 0-2 | 1-2 | North Carolina State | 2-0 | 1-0 | 3-0 | Tulsa | 3-1 | 0-0 | 3-1 |
| Fresno State | 1-0 | 0-0 | 1-0 | North Dakota | 2-0 | 0-0 | 2-0 | UCF | 1-0 | 2-2 | 3-2 |
| George Washington | 2-0 | 3-0 | 5-0 | North Dakota State | 1-1 | 0-0 | 1-1 | UCLA | 2-3 | 0-1 | 2-4 |
| Georgetown | 0-0 | 1-0 | 1-0 | North Florida | 1-0 | 4-0 | 5-0 | UC Santa Barbara | 1-0 | 0-0 | 1-0 |
| Georgia | 12-7 | 0-1 | 12-8 | North Texas | 0-0 | 8-6 | 8-6 | UNLV | 1-0 | 0-0 | 1-0 |
| Georgia Southern | 4-0 | 0-0 | 4-0 | Notre Dame | 2-0 | 0-0 | 2-0 | USC Upstate | 1-0 | 0-0 | 1-0 |
| Georgia Tech | 1-0 | 2-0 | 3-0 | Ohio State | 3-0 | 1-2 | 4-2 | Utah | 0-1 | 0-0 | 0-1 |
| Hampton | 1-0 | 0-0 | 1-0 | Oklahoma | 2-5 | 0-0 | 2-5 | Utah State | 1-0 | 0-0 | 1-0 |
| Harvard | 0-1 | 1-2 | 1-3 | Oklahoma State | 7-3 | 0-0 | 7-3 | Virginia | 2-0 | 0-0 | 2-0 |
| Hofstra | 3-1 | 0-0 | 3-1 | Ole Miss | 12-6 | 0-0 | 12-6 | Virginia Tech | 0-0 | 0-1 | 0-1 |
| Houston | 1-0 | 0-0 | 1-0 | Omaha | 1-0 | 0-0 | 1-0 | Washington | 3-2 | 0-0 | 3-2 |
| Illinois | 1-0 | 0-3 | 1-3 | Oregon | 0-5 | 0-0 | 0-5 | Western Kentucky | 1-0 | 7-5 | 8-5 |
| Illinois-Chicago | 1-0 | 1-0 | 2-0 | Oregon State | 2-0 | 1-1 | 3-1 | Western Michigan | 0-0 | 1-0 | 1-0 |
| Illinois State | 7-0 | 1-1 | 8-1 | Pacific | 2-1 | 0-0 | 2-1 | Wichita State | 1-0 | 0-0 | 1-0 |

LSU's Record When....

| WIN-LOSS SUMMARY | 2021 | OVERALL |
|----------------------------------|------|-------------|
| Overall | 15-7 | 1,184-415-1 |
| Non-Conference | 13-6 | 702-179 |
| SEC | 2-1 | 426-197-1 |
| SEC Tournament | 0-0 | 44-23 |
| NCAA Tournament | 0-0 | 78-47 |
| Home | 10-4 | 691-130-1 |
| Away | 3-3 | 279-164 |
| Neutral | 2-0 | 190-92 |
| vs. Top 10 | 4-5 | 101-158 |
| vs. Top 25 | 2-2 | 254-262-1 |
| Louisiana Teams | 3-0 | 188-16 |
| Day Games | 10-4 | 798-287-1 |
| Night Games | 5-3 | 323-100 |
| February | 10-5 | 322-76 |
| March | 5-2 | 348-101 |
| April | 0-0 | 303-100-1 |
| May | 0-0 | 160-103 |
| Sunday | 2-1 | 225-97-1 |
| Monday | 0-0 | 9-3 |
| Tuesday | 3-0 | 85-8 |
| Wednesday | 1-0 | 133-20 |
| Thursday | 2-0 | 63-14 |
| Friday | 0-4 | 237-97 |
| Saturday | 7-2 | 389-146 |
| RHP Starter | 14-5 | 1033-84-1 |
| LHP Starter | 2-2 | 107-46 |
| Shutouts | 4-1 | 485-131 |
| Run-rule Games | 4-1 | 289-29 |
| Extra-inning Games | 2-1 | 82-46 |
| One-run Games | 4-2 | 247-132 |
| Two-run Games | 2-1 | 136-72 |
| Five-run + Games | 6-1 | 706-162 |
| Scored 0-2 Runs | 3-3 | 171-284 |
| Scored 3-5 Runs | 5-4 | 397-95-1 |
| Scored 6-9 Runs | 4-0 | 388-9 |
| Scored 10 + Runs | 3-0 | 184-1 |
| Opp. Scored 0-2 Runs | 9-1 | 937-87 |
| Opp. Scored 3-5 Runs | 6-3 | 177-156-1 |
| Opp. Scored 6-9 Runs | 0-2 | 22-120 |
| Opp. Scored 10 + Runs | 0-1 | 3-24 |
| Scored in 1st Inning | 9-2 | 526-47-1 |
| Opp. Scored in 1st Inning | 0-4 | 161-139 |
| Scored First | 12-2 | 923-104-1 |
| Opp. Scored First | 3-5 | 220-284 |
| Leading after 6 Innings | 8-1 | 719-26 |
| Trailing after 6 Innings | 0-4 | 35-282-1 |
| Tied after 6 Innings | 3-1 | 93-45 |
| Made 0 Errors | 6-2 | 543-101 |
| Made 1 + Errors | 9-5 | 567-286-1 |
| Opp. Made 0 Errors | 4-2 | 326-188 |
| Opp. Made 1 + Errors | 11-5 | 841-193-1 |
| Out-hit Opp. | 11-0 | 917-91-1 |
| Out-hit by Opp. | 3-7 | 105-255 |
| Hits are Tied | 1-0 | 79-40 |

NEWS AND NOTES

A Look at the 2020 Schedule

The schedule begins on February 11 with the annual Tiger Classic, playing host to Duke, Kansas, Central Arkansas and McNeese. Following the Tigers Classic, LSU will host two midweek matchups against Louisiana Tech and North Dakota before traveling to Tuscaloosa for the Bama Bash February 19. In that tournament, the Tigers will face Gardner-Webb, Liberty and Alabama in non-conference contests.

The second home tournament for the Tigers will take place February 25-28 and will include games against ULL, Oklahoma State and Buffalo.

To start off March, the Tigers will face Southern Miss in a midweek matchup in Tiger Park before hosting Texas for a three-game series March 5-6.

The Tigers will start out conference play on the road, heading to Tennessee in Knoxville, Tennessee March 12-14. They will return home to take on Texas A&M March 19-21 and will follow with a road trip to Florida March 26-28.

Ole Miss will make a visit to Tiger Park Easter weekend, April 2-4 before the Tigers take road trips to Missouri on April 9-11 and to Kentucky April 23-25.

LSU will play the final two weeks of the regular season at home with Arkansas on April 30-May 2 and Auburn May 7-8. An opportunity to make-up any postponed contests will be May 3-5 as a midweek doubleheader.

The 2021 SEC Softball Tournament is set for May 12-15 at Rhoads Stadium on the campus of the Alabama.

Throughout the conference portion of the season, the Tigers will have three midweek road matchups against Southeastern (March 16), South Alabama (March 24) and McNeese (April 13), and a home midweek against ULM (March 30). LSU will also play a three-game series at NC State April 16-17.

NCAA Regional dates are set for May 21-23 with Super Regionals following May 27-30. The Women's College World Series, held in Oklahoma City, will be held June 3-9.

Four Tigers Named to Preseason All-SEC Softball Team

The Southeastern Conference announced the 2021 Preseason All-SEC Softball Team Thursday morning and the LSU Softball landed four players on the list. Aliyah Andrews, Ali Kilponen, Shelbi Sunseri and Shelby Wickersham represented the Tigers.

LSU has the most of any SEC school listed, while Alabama and Arkansas both have three student-athletes on the squad. Florida, Mississippi State and Tennessee each have two players, and Missouri has one student-athlete named to the preseason team.

The Preseason All-SEC Softball Team is voted on by the league's head coaches and consists of a minimum of 14 players. Each SEC head coach voted for five infielders, four outfielders, three pitchers, one catcher and one designated player/utility. No ties were broken.

Andrews Named to USA Softball Top 50 Watch List

LSU senior outfielder Aliyah Andrews has been named to the 2021 USA Softball Collegiate Player of the Year Top 50 "Watch List" the organization announced Wednesday afternoon.

Andrews, a two-time All-SEC and SEC Defensive Team selection, finished the 2020 season with a .408 batting average, scoring a team-leading 24 runs. She finished the shortened season with team-leading 18 stolen bases on 19 attempts and led the team with 29 hits. Andrews goes into the 2021 season with a total of 118 stolen bases in her career and is 38 away from becoming the all-time leader.

The preseason "Watch List" includes 11 seniors, 15 juniors and five sophomores, with freshman ineligible for consideration. (Freshman can be considered for the USA Softball Collegiate Player of the Year award once they have competed at the collegiate level). Athletes named to the "Watch List" represent 28 NCAA Division I universities and 13 athletic conferences.

The Top 25 Finalists for the 2021 USA Softball Collegiate Player of the Year award will be announced April 21. While an athlete does not have to be on the "Watch List" to be considered for the Top 25, the eventual USA Softball Collegiate Player of the Year will come from the Top 25 Finalists. The Top 10 Finalists will be announced May 5 and the Top 3 announced May 19. The 2021 USA Softball Collegiate Player of the Year will be revealed June 1.

LSU Picked Third in Preseason SEC Poll

The 2021 SEC Softball Preseason Coaches' Poll was released January 28 and the league's coaches have predicted the LSU softball team to finish second in the conference. LSU picked up two first place votes as they sit behind Alabama. Florida, Tennessee and Kentucky round out the top five of the SEC. Points for the poll were awarded on a 1-2-3-4-5-6-7-8-9-10-11-12 basis. Coaches were not allowed to vote for their own team.

2021 SEC Softball Preseason Coaches' Poll

(First-Place Votes in Parentheses)

Place, School, Points

1. Alabama (9), 138
2. LSU (2), 129
3. Florida (1), 125
4. Tennessee (1), 101
5. Kentucky, 97
6. Arkansas, 81
7. Georgia, 78
8. Missouri, 70
9. South Carolina, 68
10. Mississippi State, 43

TIGERS IN THE POLLS

USA Today/NFCA Coaches Poll (3/9/21)

| RK | TEAM (1ST VOTES) | PTS | '20 Record | Previous |
|----|------------------|-----|------------|----------|
| 1 | Oklahoma (31) | 799 | 17-0 | 1 |
| 2 | Arizona (1) | 757 | 12-0 | 2 |
| 3 | UCLA | 731 | 10-1 | 4 |
| 4 | Alabama | 705 | 19-1 | 3 |
| 5 | Oregon | 658 | 13-1 | 6 |
| 6 | Florida | 655 | 14-1 | 5 |
| 7 | Oklahoma State | 580 | 18-1 | 9 |
| 8 | Washington | 563 | 16-2 | 8 |
| 9 | Kentucky | 516 | 19-0 | 10 |
| 10 | Texas | 512 | 10-2 | 7 |
| 11 | Arizona State | 486 | 15-1 | 11 |
| 12 | LSU | 449 | 13-6 | 13 |
| 13 | Duke | 396 | 15-1 | 14 |
| 14 | Louisiana | 390 | 13-4 | 12 |
| 15 | Florida State | 353 | 11-4 | 16 |
| 16 | Virginia Tech | 290 | 7-2 | 15 |
| 17 | Missouri | 267 | 15-4 | 18 |
| 18 | Georgia | 233 | 14-2 | 19 |
| 19 | Arkansas | 212 | 16-2 | 20 |
| 20 | South Carolina | 205 | 12-3 | 17 |
| 21 | Auburn | 141 | 15-1 | 24 |
| 22 | Tennessee | 126 | 17-1 | 25 |
| 23 | Michigan | 100 | 4-2 | 21 |
| 24 | UCF | 70 | 12-3 | 22 |
| 25 | Clemson | 58 | 13-2 | NR |

Receiving votes: Baylor (28), Southern Illinois (27), Iowa state (26), Illinois (23), Northwestern (16), Liberty (8), Stanford (6), Mississippi State (4), Notre Dame (3), South Alabama (2), Texas State (2), Wichita State (2), James Madison (1).

ESPN.com/USA Softball Poll (3/9/21)

| RK | TEAM (1ST VOTES) | '20 Record | Previous |
|----|------------------|------------|----------|
| 1 | Oklahoma (19) | 17-0 | 1 |
| 2 | Arizona (1) | 12-0 | 3 |
| 3 | UCLA | 10-1 | 4 |
| 4 | Alabama | 19-1 | 2 |
| 5 | Florida | 14-1 | 5 |
| 6 | Oregon | 13-1 | 6 |
| 7 | Oklahoma State | 18-1 | 8 |
| 8 | Washington | 16-2 | 9 |
| 9 | Arizona State | 15-1 | 10 |
| 10 | Kentucky | 19-0 | 11 |
| 11 | Texas | 10-2 | 7 |
| 12 | LSU | 13-6 | 12 |
| 13 | Duke | 15-1 | 15 |
| 14 | Louisiana | 13-4 | 13 |
| 15 | Virginia Tech | 7-2 | 14 |
| 16 | Florida State | 11-4 | 16 |
| 17 | Tennessee | 17-1 | 19 |
| 18 | Missouri | 15-4 | 17 |
| 19 | Arkansas | 16-2 | 20 |
| 20 | South Carolina | 12-3 | 18 |
| 21 | Georgia | 14-2 | 21 |
| 22 | Auburn | 15-1 | 23 |
| 23 | Northwestern | 6-0 | 25 |
| 24 | UCF | 12-3 | 23 |
| 25 | Michigan | 4-2 | 22 |

Receiving votes: Baylor, Illinois, Oregon State, Minnesota, Mississippi State, Texas A&M, Stanford, Texas State, NC State, Iowa State, S Illinois

*The Tigers have been ranked every week since the end of the 2014 season.

NEWS AND NOTES

11. Auburn, 39
12. Texas A&M, 30
13. Ole Miss, 15

Four Trips in Nine Years Under Torina

The LSU softball program has advanced to the Women's College World Series four times under Torina and three out of the last six seasons. LSU and UCLA were the only programs that advanced to Oklahoma for three-straight years (2015-2017).

Softball Signs Six for 2022 Season

Head coach Beth Torina announced in the fall the signing of six during 2020 Signing Day. All will be freshman and eligible for the 2021-22 academic year.

Extra Inning Softball ranked the Tigers' class as No. 6 in the country as all signees are ranked in the Top 100 Prospect rankings.

The Tigers signed Baylea Brandon (Leander, Texas), Raelin Chaffin (Bossier City, La.), Madilyn Giglio (Metairie, La.), Kaylen Madrey (Newnan, Ga.), McKenzie Redoutey (Franklin, N.C.) and Sydney Peterson (Stockton, Calif.).

"We are extremely excited to celebrate these young women today," said Torina. "Throughout all the challenges this year, these athletes have remained committed to excellence. They have continually found ways to push themselves to improve and prepare for the day they will take the field as Tigers."

"We are very proud of the type of athletes they are, but even more so the character and strength they will bring to our program. This is a great day for the Tigers."

Doyle Earns Degree in Fall 2020

Amanda Doyle earned her degree this fall. Doyle graduates from LSU's College of Human Sciences and Education with a degree in elementary education. She plans to work towards her master's in curriculum and instruction.



Mike Moore Performance Center

THE FIRST OF ITS KIND & A SOFTBALL PLAYER'S DREAM

"The Mike"

- The Mike Moore Performance Center, one of the top indoors facilities among college softball and the biggest indoor facility in the SEC, was added to the facility in 2020.
- The facility was named after the late Mike Moore, a longtime supporter of LSU softball. During his life, Mr. Moore was an avid and very active fan of LSU Athletics. Mr. Moore and his family were season ticket holders for multiple sports and often traveled across the country to watch the Tigers play.
- Mr. Moore tragically passed away while traveling with his wife supporting the LSU Softball team in Palm Springs, California in February of 2015. Before his passing, Mr. Moore and his family made a financial commitment to the LSU softball program for the performance center.
- This state-of-the-art facility features a full-sized infield, multiple hitting lanes and a team weight room, believed to be the first-ever exclusive weight room for a softball team in the nation.
- With a space of 14,500 square feet, 1,279 square feet is dedicated to the weight room to go along with 770 square feet on the second floor specifically for cardio equipment.
- Each hitting lane will have wired electricity which provides the staff and student-athletes the capability to set up multiple hitting machines throughout the facility. The facility is wired with a custom multi-camera system that provides a chance to immediately review film during practice.
- The building is also equipped with 517 square feet of storage space and a 240 square foot locker room area. Lighting is energy efficient with impact-resistant LED fixtures.
- A custom turf, that mirrors real grass in terms of playability and performance, was installed with LSU branding through the entire indoor. Graphics are placed throughout the interior of the facility that honors the history of LSU softball.



FIRST-CLASS FACILITY

(Top left) Entrance into weight room & stairs to cardio equipment. (Top right) Cardio Room. (Bottom left) Five hitting lanes. (Bottom right) Weight & Cardio Room.

LAST TIME A TIGER....

| | |
|---|---|
| Scored three runs in a game: | Aliyah Andrews, South Alabama, 03/10/20 |
| Scored four runs in a game: | Aliyah Andrews & Morgan Smith, North Dakota, 02/17/21 |
| Had four hits in a game: | Aliyah Andrews, Buffalo, 02/27/21 |
| Had five hits in a game: | Sahvanna Jaquish, at South Carolina, 04/19/14 |
| Had five RBIs in a game: | Shemiah Sanchez, at No. 12/15 Georgia, 03/22/19 |
| Had six RBIs in a game: | Taylor Pleasants, vs. Liberty, 02/21/21 |
| Had seven RBIs in a game: | Amanda Doyle, North Dakota, 02/17/21 |
| Had nine RBIs in a game: | Bianka Bell, at Louisiana Tech, 03/15/16 |
| Had two doubles in a game: | Georgia Clark, Sam Houston St., 02/22/20 |
| Had three doubles in a game: | Amanda Sanchez vs. Tulsa, 02/08/19 |
| Had two triples in a game: | Constance Quinn, vs. Bethune-Cookman, 02/23/17 |
| Had two home runs in a game: | Taylor Pleasants, vs. Liberty, 02/21/21 |
| Had three home runs in a game: | Bianka Bell, Kellsie Kloss, at Louisiana Tech, 03/15/16 |
| Hit a grand slam: | Amanda Doyle & Ali Newland, North Dakota, 02/17/21 |
| Lead off game with home run: | Kirsten Shortridge, at Hawai`i, 02/07/09 |
| Lead off inning with home run: | Aliyah Andrews, Southern Miss, 03/02/21 |
| Hit an inside-the-park home run: | Aliyah Andrews, Southern Miss, 03/02/21 |
| Hit a walk-off home run to win regulation game: | Taylor Pleasants, No. 13 Oklahoma State, 02/08/20 |
| Hit a walk-off home run to win an extra inning game: | Amanda Doyle, No. 13 Baylor, 03/24/18 |
| Had eight total bases in a game: | Shemiah Sanchez, at Mississippi State, 04/07/19 |
| Had nine total bases in a game: | Amanda Doyle, North Dakota, 02/17/21 |
| Had 10 total bases in a game: | Taylor Pleasants, vs. Liberty, 02/21/21 |
| Had 13 total bases in a game: | Bianka Bell, at Louisiana Tech, 03/15/16 |
| Had 14 total bases in a game: | Kellsie Kloss, at Louisiana Tech, 03/15/16 |
| Drew three walks in a game: | Ciara Briggs, Oklahoma State, 02/26/21 |
| Drew four walks in a game: | Sahvanna Jaquish, Missouri, 04/29/17 |
| Drew five walks in a game: | Taylor Pleasants, Sam Houston St., 02/22/20 |
| Drew two intentional walks in a game: | Amanda Doyle, Auburn, 03/11/18 |
| Drew three intentional walks in a game: | Shelbi Sunseri, USC Upstate, 03/01/19 |
| Hit by pitch twice in a game: | Morgan Cummins, at Tennessee, 03/13/21 |
| Struck out three times in a game: | Shelbi Sunseri, at Baylor 04/27/19 |
| Struck out four times in a game: | Taryn Antoine, Ole Miss, 04/06/18 |
| Struck out five times in a game: | Ashley Lewis, Southern Miss, 05/20/00 |
| Had two sacrifice hits in a game: | Emily Griggs, Auburn, 03/10/18 |
| Had three sacrifice hits in a game: | Tara Asbill, at Alabama [Gm 1], 05/05/00 |
| Had two sacrifice flies in a game: | Morgan Cummins, Sam Houston St., 02/22/20 |
| Had two stolen bases in a game: | Aliyah Andrews, 02/27/21 |
| Had three stolen bases in a game: | Ciara Briggs, Illinois State, 03/08/20 |
| Had four stolen bases in a game: | Aliyah Andrews, Oregon State, 02/17/18 |
| Seven-inning complete-game shutout: | Maribeth Gorsuch, at ULL, 02/25/21 |
| Extra-inning complete-game shutout: | Maribeth Gorsuch, Illinois St. [10 IP], 03/02/18 |
| Tossed a perfect game: | Maribeth Gorsuch, Belmont [7 IP], 02/22/20 |
| Tossed a no-hitter: | Maribeth Gorsuch, Belmont [7 IP], 02/22/20 |
| Tossed a combined no-hitter: | Kilponen, Edwards, Abrams, Florida A&M, 02/09/20 |
| Seven-inning no-hitter: | Maribeth Gorsuch, Belmont, 02/22/20 |
| Seven-inning complete-game one-hitter: | Allie Walljasper, vs. Florida State, 5/27/17 |
| Recorded 13 strikeouts in a game: | Carley Hoover, at Tennessee, 04/14/18 |
| Recorded 14 strikeouts in a game: | Ali Kilponen, Central Arkansas, 02/23/21 |
| Recorded 15 strikeouts in a game: | Ali Kilponen, Campbell, 03/07/20 |
| Recorded 16 strikeouts in a game: | Maribeth Gorsuch, Belmont, 02/22/20 |
| Recorded 17 strikeouts in a game: | Brittany Mack, at No. 10 Missouri [Gm 1], 05/27/11 |
| Recorded 18 strikeouts in a game: | Rachele Fico, vs. Syracuse, 05/20/11 |
| Recorded 19 strikeouts in a game: | Britni Sneed, vs. Oklahoma, 05/26/01 |
| Recorded 22 strikeouts in a game: | Rachele Fico, at Mississippi State, 03/08/13 |
| Pitched 10+ innings: | Shelbi Sunseri, vs. Texas Tech, 05/18/19 |
| Pitched 11+ innings: | Ashley Czechner, vs. Harvard, 02/28/14 |
| Pitched 13+ innings: | Rachele Fico, at Mississippi State [14 IP], 03/08/13 |
| Pitched 19+ innings: | Allie Walljasper, Ole Miss, 04/06/18 |
| Had 18 putouts: | Morgan Russell, vs. Syracuse, 05/20/11 |
| Had 19 putouts: | Jennifer Schuelke, vs. Oklahoma, 05/26/01 |
| Had 23 putouts: | Lauren Houston, at Mississippi State, 03/08/13 |
| Had 26 putouts: | Amanda Doyle, Ole Miss, 04/11/18 |
| Had six assists: | Amanda Sanchez, at Baylor 04/26/19 |
| Had seven assists: | Taylor Pleasants, vs. Kansas, 02/13/21 |
| Had eight assists: | Bianka Bell, at Arkansas, 04/29/16 |
| Had 10 assists: | Becca Schulte, Ole Miss, 04/06/18 |
| Had two errors: | Taylor Pleasants, vs. No. 2 Washington, 02/28/20 |
| Had three errors: | Amber Serrett, Missouri, 04/29/17 |

Inning-by-Inning

| SCORE BY INNINGS | 1 | 2 | 3 | 4 | 5 | 6 | 7 | 8 | 9 | 10 + | TOTALS |
|------------------|----|----|---|----|----|----|---|---|---|------|--------|
| LSU | 19 | 18 | 5 | 31 | 19 | 20 | 2 | 2 | 0 | 0 | 116 |
| Opponents | 9 | 13 | 5 | 14 | 17 | 4 | 6 | 1 | 0 | 0 | 69 |

HONORS & AWARDS

Aliyah Andrews

- Preseason All-SEC
- USA Softball Collegiate Player of the Year Top 50 Watch List
- SEC Player of the Week (03/01/21)

Ali Kilponen

- Preseason All-SEC

Shelbi Sunseri

- Preseason All-SEC
- Bama Bash All-Tournament Team

Taylor Pleasants

- Bama Bash All-Tournament Team

Shelbi Wickersham

- Preseason All-SEC

2021 Overall Stats

Record: 15-7 Home: 10-4 Away: 3-3 Neutral: 2-0 SEC: 2-1

| Player | avg | gp-gs | ab | r | h | 2b | 3b | hr | rbi | tb | slg% | bb | hp | so | gdp | ob% | sf | sh | sb-att | po | a | e | fld% | |
|-----------------------|------|-------|-----|-----|-----|----|----|----|-----|-----|------|----|----|-----|-----|------|----|----|--------|-----|-----|----|-------|--|
| 4 Aliyah Andrews | .403 | 22-22 | 72 | 21 | 29 | 3 | 2 | 2 | 7 | 42 | .583 | 6 | 0 | 8 | 0 | .449 | 0 | 2 | 12-13 | 31 | 1 | 0 | 1.000 | |
| 17 Taylor Pleasants | .329 | 22-22 | 70 | 13 | 23 | 5 | 0 | 5 | 23 | 43 | .614 | 10 | 0 | 6 | 0 | .407 | 1 | 0 | 3-3 | 34 | 54 | 6 | .936 | |
| 88 Ciara Briggs | .328 | 22-22 | 58 | 9 | 19 | 5 | 2 | 2 | 7 | 34 | .586 | 9 | 0 | 15 | 0 | .418 | 0 | 0 | 6-6 | 28 | 3 | 2 | .939 | |
| 13 Danieca Coffey | .310 | 15-9 | 29 | 4 | 9 | 2 | 1 | 0 | 1 | 13 | .448 | 1 | 0 | 7 | 0 | .333 | 0 | 0 | 2-2 | 8 | 12 | 4 | .833 | |
| 22 Amanda Doyle | .282 | 22-22 | 71 | 10 | 20 | 2 | 0 | 7 | 20 | 43 | .606 | 3 | 0 | 6 | 2 | .303 | 2 | 0 | 1-1 | 29 | 37 | 3 | .957 | |
| 55 Raeleen Gutierrez | .267 | 17-5 | 15 | 4 | 4 | 1 | 0 | 0 | 2 | 5 | .333 | 1 | 0 | 2 | 0 | .313 | 0 | 0 | 1-1 | 52 | 3 | 1 | .982 | |
| 27 Shelbi Sunseri | .264 | 22-22 | 53 | 8 | 14 | 2 | 2 | 5 | 12 | 35 | .660 | 13 | 1 | 10 | 0 | .412 | 1 | 0 | 0-0 | 1 | 6 | 0 | 1.000 | |
| 26 Morgan Cummins | .194 | 17-15 | 36 | 2 | 7 | 0 | 0 | 1 | 4 | 10 | .278 | 1 | 3 | 8 | 0 | .268 | 1 | 1 | 0-0 | 86 | 3 | 3 | .967 | |
| 3 Taylor Tidwell | .182 | 18-15 | 33 | 7 | 6 | 1 | 0 | 2 | 7 | 13 | .394 | 4 | 4 | 6 | 0 | .333 | 1 | 1 | 2-2 | 25 | 21 | 1 | .979 | |
| 25 Georgia Clark | .173 | 21-21 | 52 | 6 | 9 | 1 | 0 | 3 | 7 | 19 | .365 | 8 | 1 | 11 | 1 | .286 | 2 | 0 | 0-0 | 94 | 3 | 1 | .990 | |
| ----- | | | | | | | | | | | | | | | | | | | | | | | | |
| 0 Akiya Thymes | .750 | 13-0 | 4 | 8 | 3 | 0 | 0 | 0 | 1 | 3 | .750 | 0 | 0 | 0 | 0 | .750 | 0 | 0 | 0-0 | 0 | 0 | 0 | .000 | |
| 84 Ka. Houshmandzadeh | .500 | 4-0 | 2 | 2 | 1 | 0 | 0 | 0 | 0 | 1 | .500 | 0 | 0 | 0 | 0 | .500 | 0 | 0 | 1-1 | 1 | 0 | 1 | .500 | |
| 14 Anna Jones | .333 | 9-1 | 3 | 4 | 1 | 0 | 0 | 0 | 0 | 1 | .333 | 1 | 0 | 2 | 0 | .500 | 0 | 0 | 1-1 | 0 | 0 | 0 | .000 | |
| 44 Ali Newland | .211 | 11-7 | 19 | 4 | 4 | 0 | 0 | 3 | 7 | 13 | .684 | 3 | 1 | 1 | 0 | .348 | 0 | 0 | 0-0 | 4 | 0 | 0 | 1.000 | |
| 37 Morgan Smith | .200 | 4-3 | 5 | 4 | 1 | 0 | 0 | 0 | 2 | 1 | .200 | 3 | 1 | 1 | 0 | .556 | 0 | 0 | 0-0 | 0 | 5 | 0 | 1.000 | |
| 47 Cait Calland | .125 | 7-7 | 8 | 4 | 1 | 0 | 0 | 1 | 2 | 4 | .500 | 5 | 0 | 3 | 0 | .462 | 0 | 0 | 0-0 | 35 | 3 | 1 | .974 | |
| 16 Taryn Antoine | .091 | 17-9 | 11 | 3 | 1 | 0 | 0 | 0 | 1 | 1 | .091 | 1 | 0 | 3 | 0 | .167 | 0 | 0 | 1-1 | 5 | 0 | 0 | 1.000 | |
| 8 Savannah Stewart | .083 | 8-4 | 12 | 2 | 1 | 0 | 0 | 0 | 2 | 1 | .083 | 1 | 0 | 4 | 0 | .154 | 0 | 0 | 0-0 | 2 | 0 | 0 | 1.000 | |
| 20 Jordyn Perkins | .000 | 5-0 | 3 | 0 | 0 | 0 | 0 | 0 | 1 | 0 | .000 | 2 | 0 | 1 | 0 | .400 | 0 | 0 | 0-0 | 0 | 0 | 0 | .000 | |
| 24 Hayden Brown | .000 | 2-0 | 2 | 0 | 0 | 0 | 0 | 0 | 0 | 0 | .000 | 0 | 0 | 1 | 0 | .000 | 0 | 0 | 0-0 | 0 | 0 | 0 | .000 | |
| 18 Ke. Houshmandzadeh | .000 | 3-0 | 1 | 1 | 0 | 0 | 0 | 0 | 0 | 0 | .000 | 0 | 0 | 1 | 0 | .000 | 0 | 0 | 0-0 | 1 | 0 | 0 | 1.000 | |
| 2 Ali Kilponen | .000 | 10-4 | 0 | 0 | 0 | 0 | 0 | 0 | 0 | 0 | .000 | 0 | 0 | 0 | 0 | .000 | 0 | 0 | 0-0 | 2 | 10 | 1 | .923 | |
| 21 Taylor Edwards | .000 | 1-0 | 0 | 0 | 0 | 0 | 0 | 0 | 0 | 0 | .000 | 0 | 0 | 0 | 0 | .000 | 0 | 0 | 0-0 | 0 | 0 | 0 | .000 | |
| 11 Shelby Wickersham | .000 | 8-5 | 0 | 0 | 0 | 0 | 0 | 0 | 0 | 0 | .000 | 0 | 0 | 0 | 0 | .000 | 0 | 0 | 0-0 | 1 | 6 | 1 | .875 | |
| 6 Maribeth Gorsuch | .000 | 7-5 | 0 | 0 | 0 | 0 | 0 | 0 | 0 | 0 | .000 | 0 | 0 | 0 | 0 | .000 | 0 | 0 | 0-0 | 1 | 6 | 1 | .875 | |
| Totals | .274 | 22 | 559 | 116 | 153 | 22 | 7 | 31 | 106 | 282 | .504 | 72 | 11 | 96 | 3 | .363 | 8 | 4 | 30-31 | 440 | 173 | 26 | .959 | |
| Opponents | .232 | 22 | 574 | 69 | 133 | 18 | 1 | 13 | 56 | 192 | .334 | 47 | 12 | 118 | 6 | .302 | 3 | 7 | 12-13 | 418 | 127 | 20 | .965 | |

LOB - Team (120), Opp (134). DPs turned - Team (8), Opp (4). Picked off - Antoine 1.

(All games Sorted by Earned run avg)

| Player | era | w-l | app | gs | cg | sho | sv | ip | h | r | er | bb | so | 2b | 3b | hr | b/avg | wp | hp | bk | sfa | sha | | |
|----------------------|------|------|-----|----|----|-----|----|-------|-----|-----|-----|----|-----|----|----|----|-------|----|----|----|-----|-----|--|--|
| 27 Shelbi Sunseri | 1.02 | 4-2 | 9 | 6 | 3 | 1/0 | 0 | 41.1 | 36 | 10 | 6 | 7 | 33 | 3 | 0 | 2 | .221 | 1 | 2 | 0 | 1 | 3 | | |
| 37 Morgan Smith | 1.75 | 2-0 | 3 | 2 | 2 | 0/0 | 0 | 12.0 | 10 | 4 | 3 | 0 | 6 | 2 | 0 | 1 | .213 | 1 | 1 | 0 | 0 | 0 | | |
| 2 Ali Kilponen | 1.77 | 3-3 | 10 | 4 | 2 | 1/0 | 1 | 31.2 | 27 | 18 | 8 | 7 | 37 | 5 | 1 | 2 | .218 | 1 | 3 | 0 | 1 | 2 | | |
| 11 Shelby Wickersham | 3.46 | 4-2 | 8 | 5 | 1 | 1/0 | 0 | 30.1 | 29 | 20 | 15 | 19 | 26 | 5 | 0 | 1 | .246 | 2 | 3 | 0 | 0 | 1 | | |
| 6 Maribeth Gorsuch | 3.92 | 2-0 | 7 | 5 | 1 | 1/0 | 0 | 30.1 | 31 | 17 | 17 | 13 | 15 | 3 | 0 | 7 | .261 | 1 | 3 | 0 | 1 | 1 | | |
| ----- | | | | | | | | | | | | | | | | | | | | | | | | |
| 21 Taylor Edwards | 0.00 | 0-0 | 1 | 0 | 0 | 0/0 | 0 | 1.0 | 0 | 0 | 0 | 1 | 1 | 0 | 0 | 0 | .000 | 0 | 0 | 0 | 0 | 0 | | |
| Totals | 2.34 | 15-7 | 22 | 22 | 9 | 4/0 | 1 | 146.2 | 133 | 69 | 49 | 47 | 118 | 18 | 1 | 13 | .232 | 6 | 12 | 0 | 3 | 7 | | |
| Opponents | 5.22 | 7-15 | 22 | 22 | 12 | 1/0 | 0 | 139.1 | 153 | 116 | 104 | 72 | 96 | 22 | 7 | 31 | .274 | 12 | 11 | 0 | 8 | 4 | | |

PB - Team (5), Cummins 4, Newland 1. Pickoffs - Team (1), Cummins 1, Opp (1). SBA/ATT - Cummins (8-9), Sunseri (5-5), Calland (4-4), Wickersham (2-3), Kilponen (3-3), Gorsuch (2-2).

2021 SEC Stats

Record: 2-1 Home: 0-0 Away: 2-1 SEC: 2-1

| Player | avg | gp-gs | ab | r | h | 2b | 3b | hr | rbi | tb | slg% | bb | hp | so | gdp | ob% | sf | sh | sb-att | po | a | e | fld% | |
|----------------------|------|-------|----|----|----|----|----|----|-----|----|------|----|----|----|-----|------|----|----|--------|----|----|---|-------|--|
| 25 Georgia Clark | .375 | 3-3 | 8 | 2 | 3 | 1 | 0 | 1 | 2 | 7 | .875 | 1 | 0 | 3 | 0 | .444 | 0 | 0 | 0-0 | 13 | 1 | 1 | .933 | |
| 22 Amanda Doyle | .364 | 3-3 | 11 | 2 | 4 | 1 | 0 | 1 | 3 | 8 | .727 | 0 | 0 | 1 | 1 | .364 | 0 | 0 | 0-0 | 2 | 3 | 1 | .833 | |
| 17 Taylor Pleasants | .273 | 3-3 | 11 | 3 | 3 | 0 | 0 | 1 | 2 | 6 | .545 | 1 | 0 | 1 | 0 | .333 | 0 | 0 | 1-1 | 4 | 3 | 0 | 1.000 | |
| 4 Aliyah Andrews | .273 | 3-3 | 11 | 3 | 3 | 0 | 1 | 0 | 1 | 5 | .455 | 1 | 0 | 0 | 0 | .333 | 0 | 0 | 1-1 | 7 | 0 | 0 | 1.000 | |
| 27 Shelbi Sunseri | .222 | 3-3 | 9 | 2 | 2 | 0 | 0 | 1 | 4 | 5 | .556 | 1 | 0 | 1 | 0 | .300 | 0 | 0 | 0-0 | 0 | 3 | 0 | 1.000 | |
| 26 Morgan Cummins | .200 | 3-2 | 5 | 0 | 1 | 0 | 0 | 0 | 1 | 1 | .200 | 0 | 2 | 2 | 0 | .429 | 0 | 0 | 0-0 | 10 | 1 | 0 | 1.000 | |
| 3 Taylor Tidwell | .143 | 3-3 | 7 | 1 | 1 | 1 | 0 | 0 | 0 | 2 | .286 | 1 | 0 | 2 | 0 | .250 | 0 | 1 | 1-1 | 8 | 6 | 0 | 1.000 | |
| 88 Ciara Briggs | .125 | 3-3 | 8 | 0 | 1 | 0 | 0 | 0 | 0 | 1 | .125 | 1 | 0 | 4 | 0 | .222 | 0 | 0 | 0-0 | 3 | 0 | 0 | 1.000 | |
| 13 Danieca Coffey | .000 | 2-1 | 3 | 0 | 0 | 0 | 0 | 0 | 0 | 0 | .000 | 0 | 0 | 1 | 0 | .000 | 0 | 0 | 0-0 | 0 | 0 | 0 | .000 | |
| 16 Taryn Antoine | .000 | 3-2 | 3 | 1 | 0 | 0 | 0 | 0 | 0 | 0 | .000 | 0 | 0 | 2 | 0 | .000 | 0 | 0 | 0-0 | 2 | 0 | 0 | 1.000 | |
| ----- | | | | | | | | | | | | | | | | | | | | | | | | |
| 44 Ali Newland | .000 | 1-1 | 2 | 0 | 0 | 0 | 0 | 0 | 0 | 0 | .000 | 0 | 0 | 0 | 0 | .000 | 0 | 0 | 0-0 | 1 | 0 | 0 | 1.000 | |
| 47 Cait Calland | .000 | 1-1 | 1 | 0 | 0 | 0 | 0 | 0 | 0 | 0 | .000 | 1 | 0 | 1 | 0 | .500 | 0 | 0 | 0-0 | 2 | 0 | 0 | 1.000 | |
| 8 Savannah Stewart | .000 | 2-0 | 1 | 0 | 0 | 0 | 0 | 0 | 0 | 0 | .000 | 0 | 0 | 0 | 0 | .000 | 0 | 0 | 0-0 | 0 | 0 | 0 | .000 | |
| 11 Shelby Wickersham | .000 | 1-1 | 0 | 0 | 0 | 0 | 0 | 0 | 0 | 0 | .000 | 0 | 0 | 0 | 0 | .000 | 0 | 0 | 0-0 | 0 | 1 | 0 | 1.000 | |
| 6 Maribeth Gorsuch | .000 | 1-1 | 0 | 0 | 0 | 0 | 0 | 0 | 0 | 0 | .000 | 0 | 0 | 0 | 0 | .000 | 0 | 0 | 0-0 | 0 | 1 | 0 | 1.000 | |
| 14 Anna Jones | .000 | 1-0 | 0 | 0 | 0 | 0 | 0 | 0 | 0 | 0 | .000 | 0 | 0 | 0 | 0 | .000 | 0 | 0 | 0-0 | 0 | 0 | 0 | .000 | |
| 55 Raeleen Gutierrez | .000 | 3-0 | 0 | 1 | 0 | 0 | 0 | 0 | 0 | 0 | .000 | 0 | 0 | 0 | 0 | .000 | 0 | 0 | 0-0 | 8 | 1 | 0 | 1.000 | |
| 0 Akiya Thymes | .000 | 2-0 | 0 | 1 | 0 | 0 | 0 | 0 | 0 | 0 | .000 | 0 | 0 | 0 | 0 | .000 | 0 | 0 | 0-0 | 0 | 0 | 0 | .000 | |
| 2 Ali Kilponen | .000 | 2-0 | 0 | 0 | 0 | 0 | 0 | 0 | 0 | 0 | .000 | 0 | 0 | 0 | 0 | .000 | 0 | 0 | 0-0 | 0 | 1 | 0 | 1.000 | |
| Totals | .225 | 3 | 80 | 16 | 18 | 3 | 1 | 4 | 13 | 35 | .438 | 7 | 2 | 18 | 1 | .303 | 0 | 1 | 3-3 | 60 | 21 | 2 | .976 | |
| Opponents | .224 | 3 | 76 | 8 | 17 | 2 | 0 | 3 | 6 | 28 | .368 | 9 | 3 | 13 | 1 | .330 | 0 | 2 | 4-4 | 63 | 18 | 5 | .942 | |

LOB - Team (11), Opp (22). DPs turned - Team (1), Opp (1).

(SEC games only Sorted by Earned run avg)

| Player | era | w-l | app | gs | cg | sho | sv | ip | h | r | er | bb | so | 2b | 3b | hr | b/avg | wp | hp | bks | sfa | sha |
|----------------------|------|-----|-----|----|----|-----|----|------|----|----|----|----|----|----|----|----|-------|----|----|-----|-----|-----|
| 27 Shelbi Sunseri | 1.24 | 0-0 | 2 | 1 | 0 | 0/0 | 0 | 5.2 | 6 | 1 | 1 | 1 | 5 | 1 | 0 | 1 | .273 | 0 | 0 | 0 | 0 | 1 |
| 11 Shelby Wickersham | 1.62 | 1-0 | 1 | 1 | 0 | 0/0 | 0 | 4.1 | 5 | 3 | 1 | 3 | 2 | 0 | 0 | 0 | .263 | 0 | 1 | 0 | 0 | 0 |
| 6 Maribeth Gorsuch | 2.62 | 0-0 | 1 | 1 | 0 | 0/0 | 0 | 5.1 | 3 | 2 | 2 | 3 | 2 | 0 | 0 | 1 | .150 | 0 | 0 | 0 | 0 | 0 |
| 2 Ali Kilponen | 3.00 | 1-1 | 2 | 0 | 0 | 0/0 | 0 | 4.2 | 3 | 2 | 2 | 2 | 4 | 1 | 0 | 1 | .200 | 0 | 2 | 0 | 0 | 1 |
| Totals | 2.10 | 2-1 | 3 | 3 | 0 | 0/0 | 0 | 20.0 | 17 | 8 | 6 | 9 | 13 | 2 | 0 | 3 | .224 | 0 | 3 | 0 | 0 | 2 |
| Opponents | 4.67 | 1-2 | 3 | 3 | 1 | 0/0 | 0 | 21.0 | 18 | 16 | 14 | 7 | 18 | 3 | 1 | 4 | .225 | 0 | 2 | 0 | 0 | 1 |

PB - Team (1), Cummins 1. SBA/ATT - Sunseri (2-2), Gorsuch (2-2), Cummins (2-2), Calland (2-2).

2021 Team Game-by-Game (Batting)

| Date | Opponent | ab | r | h | rbi | 2b | 3b | hr | tb | bb | ibb | sb | cs | hbp | sac | sf | qdp | k | po | a | e | lob | avg |
|---------|------------------|-----|-----|-----|-----|----|----|----|-----|----|-----|----|----|-----|-----|----|-----|----|-----|-----|----|-----|------|
| Feb 11 | MCNEESE ST. | 27 | 8 | 11 | 7 | 0 | 1 | 4 | 25 | 4 | 0 | 1 | 0 | 1 | 0 | 0 | 1 | 2 | 18 | 3 | 0 | 7 | .407 |
| Feb 12 | DUKE | 24 | 4 | 3 | 4 | 0 | 0 | 2 | 9 | 2 | 0 | 0 | 0 | 0 | 0 | 0 | 0 | 8 | 21 | 8 | 3 | 1 | .275 |
| Feb 13 | KANSAS | 25 | 5 | 8 | 5 | 1 | 0 | 3 | 18 | 3 | 0 | 3 | 0 | 0 | 1 | 1 | 0 | 4 | 21 | 10 | 1 | 7 | .289 |
| Feb 17 | NORTH DAKOTA | 23 | 19 | 10 | 18 | 2 | 0 | 3 | 21 | 12 | 0 | 5 | 0 | 2 | 0 | 0 | 0 | 4 | 15 | 4 | 3 | 6 | .323 |
| Feb 20 | vs Liberty | 23 | 4 | 8 | 4 | 2 | 0 | 0 | 10 | 4 | 0 | 1 | 0 | 1 | 0 | 2 | 0 | 3 | 21 | 9 | 0 | 8 | .328 |
| Feb 20 | at Alabama | 27 | 2 | 6 | 1 | 0 | 0 | 0 | 6 | 1 | 0 | 1 | 0 | 0 | 1 | 0 | 0 | 2 | 18 | 13 | 4 | 6 | .309 |
| Feb 21 | vs Liberty | 31 | 8 | 11 | 8 | 2 | 1 | 3 | 24 | 3 | 0 | 2 | 0 | 0 | 0 | 0 | 0 | 3 | 21 | 10 | 3 | 5 | .317 |
| Feb 21 | at Alabama | 19 | 5 | 4 | 5 | 1 | 0 | 2 | 11 | 0 | 0 | 0 | 0 | 1 | 0 | 1 | 0 | 5 | 14 | 8 | 1 | 1 | .307 |
| Feb 23 | CENTRAL ARKANSAS | 21 | 3 | 4 | 3 | 0 | 1 | 0 | 6 | 4 | 0 | 1 | 0 | 0 | 0 | 1 | 0 | 3 | 21 | 11 | 0 | 5 | .295 |
| Feb 23 | CENTRAL ARKANSAS | 22 | 2 | 5 | 2 | 1 | 0 | 1 | 9 | 3 | 0 | 1 | 1 | 0 | 0 | 0 | 0 | 3 | 21 | 4 | 0 | 5 | .289 |
| Feb 25 | at UL-Lafayette | 29 | 4 | 9 | 3 | 3 | 1 | 0 | 14 | 0 | 0 | 0 | 0 | 0 | 0 | 1 | 0 | 3 | 21 | 10 | 1 | 5 | .292 |
| Feb 26 | OKLAHOMA STATE | 23 | 0 | 2 | 0 | 0 | 0 | 0 | 2 | 4 | 0 | 1 | 0 | 0 | 1 | 0 | 0 | 6 | 21 | 7 | 0 | 7 | .276 |
| Feb 26 | OKLAHOMA STATE | 23 | 1 | 3 | 1 | 0 | 1 | 1 | 8 | 3 | 0 | 0 | 0 | 1 | 0 | 0 | 1 | 6 | 21 | 4 | 1 | 5 | .265 |
| Feb 27 | UL-LAFAYETTE | 25 | 3 | 6 | 2 | 1 | 0 | 1 | 10 | 0 | 0 | 2 | 0 | 0 | 0 | 0 | 0 | 4 | 21 | 10 | 1 | 4 | .263 |
| Feb 27 | BUFFALO | 26 | 7 | 11 | 7 | 3 | 0 | 0 | 14 | 6 | 0 | 4 | 0 | 0 | 0 | 2 | 0 | 2 | 21 | 9 | 0 | 9 | .274 |
| Mar 02 | SOUTHERN MISS | 27 | 11 | 11 | 10 | 1 | 0 | 2 | 18 | 10 | 0 | 3 | 0 | 1 | 0 | 0 | 0 | 5 | 18 | 7 | 3 | 11 | .284 |
| Mar 05 | TEXAS | 31 | 5 | 9 | 5 | 0 | 1 | 2 | 17 | 3 | 0 | 2 | 0 | 0 | 0 | 0 | 0 | 9 | 21 | 7 | 0 | 8 | .284 |
| Mar 06 | TEXAS | 27 | 2 | 6 | 1 | 1 | 0 | 0 | 7 | 0 | 0 | 0 | 0 | 1 | 0 | 0 | 0 | 4 | 24 | 10 | 2 | 4 | .280 |
| Mar 06 | TEXAS | 26 | 7 | 8 | 7 | 1 | 0 | 3 | 18 | 3 | 0 | 0 | 0 | 1 | 0 | 0 | 0 | 2 | 21 | 8 | 1 | 5 | .282 |
| *Mar 13 | at Tennessee | 27 | 2 | 4 | 1 | 2 | 0 | 1 | 9 | 0 | 0 | 0 | 0 | 2 | 1 | 0 | 0 | 11 | 24 | 11 | 0 | 4 | .275 |
| *Mar 13 | at Tennessee | 28 | 3 | 4 | 2 | 1 | 1 | 0 | 7 | 3 | 0 | 0 | 0 | 0 | 0 | 0 | 1 | 3 | 21 | 3 | 1 | 4 | .268 |
| *Mar 14 | at Tennessee | 25 | 11 | 10 | 10 | 0 | 0 | 3 | 19 | 4 | 0 | 3 | 0 | 0 | 0 | 0 | 0 | 4 | 15 | 7 | 1 | 3 | .274 |
| Totals | | 559 | 116 | 153 | 106 | 22 | 7 | 31 | 282 | 72 | 0 | 30 | 1 | 11 | 4 | 8 | 3 | 96 | 440 | 173 | 26 | 120 | .274 |

2021 Team Game-by-Game

| Date | Opponent | ip | h | r | er | bb | so | 2b | 3b | hr | wp | bk | hbp | dp | ibb | score | w-l | sv | era |
|---------|------------------|-------|-----|----|----|----|-----|----|----|----|----|----|-----|----|-----|--------|------|----|------|
| Feb 11 | MCNEESE ST. | 6.0 | 2 | 0 | 0 | 0 | 6 | 0 | 0 | 0 | 0 | 0 | 0 | 0 | 0 | 8-0 | 1-0 | 0 | 0.00 |
| Feb 12 | DUKE | 7.0 | 7 | 8 | 3 | 3 | 7 | 2 | 1 | 0 | 1 | 0 | 2 | 0 | 0 | 4-8 | 1-1 | 0 | 1.62 |
| Feb 13 | KANSAS | 7.0 | 9 | 3 | 3 | 1 | 3 | 0 | 0 | 2 | 0 | 0 | 1 | 0 | 0 | 5-3 | 2-1 | 0 | 2.10 |
| Feb 17 | NORTH DAKOTA | 5.0 | 5 | 3 | 2 | 0 | 3 | 1 | 0 | 0 | 1 | 0 | 1 | 0 | 0 | 19-3 | 3-1 | 0 | 2.24 |
| Feb 20 | vs Liberty | 7.0 | 6 | 3 | 3 | 1 | 5 | 1 | 0 | 2 | 0 | 0 | 0 | 0 | 0 | 4-3 | 4-1 | 0 | 2.41 |
| Feb 20 | at Alabama | 6.0 | 11 | 5 | 2 | 1 | 6 | 2 | 0 | 0 | 1 | 0 | 1 | 0 | 0 | 2-5 | 4-2 | 0 | 2.39 |
| Feb 21 | vs Liberty | 7.0 | 7 | 5 | 2 | 3 | 3 | 2 | 0 | 1 | 1 | 0 | 1 | 1 | 0 | 8-5 | 5-2 | 0 | 2.33 |
| Feb 21 | at Alabama | 4.2 | 12 | 13 | 13 | 6 | 3 | 3 | 0 | 1 | 1 | 0 | 0 | 0 | 0 | 5-13 | 5-3 | 0 | 3.95 |
| Feb 23 | CENTRAL ARKANSAS | 7.0 | 4 | 0 | 0 | 4 | 6 | 0 | 0 | 0 | 0 | 0 | 0 | 1 | 0 | 3-0 | 6-3 | 0 | 3.46 |
| Feb 23 | CENTRAL ARKANSAS | 7.0 | 3 | 0 | 0 | 0 | 14 | 0 | 0 | 0 | 0 | 0 | 0 | 0 | 0 | 2-0 | 7-3 | 0 | 3.08 |
| Feb 25 | at UL-Lafayette | 7.0 | 2 | 0 | 0 | 2 | 4 | 0 | 0 | 0 | 0 | 0 | 0 | 0 | 0 | 4-0 | 8-3 | 0 | 2.77 |
| Feb 26 | OKLAHOMA STATE | 7.0 | 4 | 1 | 1 | 3 | 6 | 0 | 0 | 0 | 0 | 0 | 0 | 0 | 0 | 0-1 | 8-4 | 0 | 2.61 |
| Feb 26 | OKLAHOMA STATE | 7.0 | 6 | 3 | 1 | 2 | 8 | 2 | 0 | 0 | 0 | 0 | 0 | 0 | 0 | 1-3 | 8-5 | 0 | 2.48 |
| Feb 27 | UL-LAFAYETTE | 7.0 | 7 | 2 | 2 | 2 | 4 | 0 | 0 | 0 | 1 | 0 | 0 | 1 | 0 | 3-2 | 9-5 | 1 | 2.44 |
| Feb 27 | BUFFALO | 7.0 | 4 | 1 | 1 | 0 | 3 | 0 | 0 | 1 | 0 | 0 | 0 | 1 | 0 | 7-1 | 10-5 | 1 | 2.34 |
| Mar 02 | SOUTHERN MISS | 6.0 | 5 | 3 | 0 | 4 | 6 | 2 | 0 | 0 | 0 | 0 | 0 | 2 | 0 | 11-3 | 11-5 | 1 | 2.21 |
| Mar 05 | TEXAS | 7.0 | 11 | 8 | 8 | 4 | 5 | 1 | 0 | 2 | 0 | 0 | 3 | 1 | 0 | 5-8 | 11-6 | 1 | 2.57 |
| Mar 06 | TEXAS | 8.0 | 4 | 1 | 1 | 0 | 7 | 0 | 0 | 1 | 0 | 0 | 0 | 0 | 0 | 2-1 | 12-6 | 1 | 2.46 |
| Mar 06 | TEXAS | 7.0 | 7 | 2 | 1 | 2 | 6 | 0 | 0 | 0 | 0 | 0 | 0 | 0 | 0 | 7-2 | 13-6 | 1 | 2.38 |
| *Mar 13 | at Tennessee | 8.0 | 6 | 1 | 1 | 1 | 7 | 1 | 0 | 1 | 0 | 0 | 2 | 1 | 0 | 2-1 | 14-6 | 1 | 2.29 |
| *Mar 13 | at Tennessee | 7.0 | 6 | 4 | 4 | 4 | 3 | 1 | 0 | 2 | 0 | 0 | 0 | 0 | 0 | 3-4 | 14-7 | 1 | 2.37 |
| *Mar 14 | at Tennessee | 5.0 | 5 | 3 | 1 | 4 | 3 | 0 | 0 | 0 | 0 | 0 | 1 | 0 | 0 | 11-3 | 15-7 | 1 | 2.34 |
| Totals | | 146.2 | 133 | 69 | 49 | 47 | 118 | 18 | 1 | 13 | 6 | 0 | 12 | 8 | 0 | 116-69 | 15-7 | 1 | 2.34 |

Batting

| | | | |
|------------------|----|---|---|
| At bats: | 31 | - | vs Liberty (Feb 21, 2021 at Tuscaloosa, AL) |
| | 31 | - | vs Texas (Mar 05, 2021) |
| Runs scored: | 19 | - | vs North Dakota (Feb 17, 2021) |
| Hits: | 11 | - | (4 times) |
| RBIs: | 18 | - | vs North Dakota (Feb 17, 2021) |
| Doubles: | 3 | - | at UL-Lafayette (Feb 25, 2021) |
| | 3 | - | vs Buffalo (Feb 27, 2021) |
| Triples: | 1 | - | (7 times) |
| Home runs: | 4 | - | vs McNeese St. (Feb 11, 2021) |
| Total bases: | 25 | - | vs McNeese St. (Feb 11, 2021) |
| Walks: | 12 | - | vs North Dakota (Feb 17, 2021) |
| Strikeouts: | 11 | - | at Tennessee (Mar 13, 2021) |
| Sac hits: | 1 | - | (4 times) |
| Sac flies: | 2 | - | vs Liberty (Feb 20, 2021 at Tuscaloosa, AL) |
| | 2 | - | vs Buffalo (Feb 27, 2021) |
| Stolen bases: | 5 | - | vs North Dakota (Feb 17, 2021) |
| Hit by pitch: | 2 | - | vs North Dakota (Feb 17, 2021) |
| | 2 | - | at Tennessee (Mar 13, 2021) |
| Caught stealing: | 1 | - | vs Central Arkansas (Feb 23, 2021) |
| Runners LOB: | 11 | - | vs Southern Miss (Mar 02, 2021) |
| Hit into DP: | 1 | - | (4 times) |

Fielding

| | | | |
|---------------|----|---|---------------------------------|
| Putouts: | 24 | - | vs Texas (Mar 06, 2021) |
| | 24 | - | at Tennessee (Mar 13, 2021) |
| Assists: | 13 | - | at Alabama (Feb 20, 2021) |
| Errors: | 4 | - | at Alabama (Feb 20, 2021) |
| Passed balls: | 2 | - | vs Duke (Feb 12, 2021) |
| DPs turned: | 2 | - | vs Southern Miss (Mar 02, 2021) |

Pitching

| | | | |
|------------------|-----|---|------------------------------------|
| Innings pitched: | 8.0 | - | vs Texas (Mar 06, 2021) |
| | 8.0 | - | at Tennessee (Mar 13, 2021) |
| Runs allowed: | 13 | - | at Alabama (Feb 21, 2021) |
| Earned runs: | 13 | - | at Alabama (Feb 21, 2021) |
| Walks allowed: | 6 | - | at Alabama (Feb 21, 2021) |
| Strikeouts: | 14 | - | vs Central Arkansas (Feb 23, 2021) |
| Hits allowed: | 12 | - | at Alabama (Feb 21, 2021) |
| Doubles allowed: | 3 | - | at Alabama (Feb 21, 2021) |
| Triples allowed: | 1 | - | vs Duke (Feb 12, 2021) |

Starting Lineups

| DATE | OPPONENT | 1 | 2 | 3 | 4 | 5 | 6 | 7 | 8 | 9 | # (RECORD) |
|-------|---------------------|---------|-----------|-----------|---------|---------|-----------|-----------|---------|---------|------------|
| 02/11 | MCNEESE ST. | ANDREWS | PLEASANTS | DOYLE | CLARK | SUNSERI | GUTIERREZ | CUMMINS | TIDWELL | BRIGGS | 1-0 |
| 02/12 | DUKE | ANDREWS | PLEASANTS | DOYLE | CLARK | SUNSERI | BRIGGS | CUMMINS | TIDWELL | STEWART | 1-1 |
| 02/13 | KANSAS | ANDREWS | PLEASANTS | DOYLE | CLARK | SUNSERI | BRIGGS | COFFEY | CUMMINS | ANTOINE | 2-1 |
| 02/17 | NORTH DAKOTA | ANDREWS | PLEASANTS | DOYLE | CLARK | SUNSERI | BRIGGS | SMITH | TIDWELL | CALLAND | 3-1 |
| 02/20 | VS. LIBERTY | ANDREWS | PLEASANTS | DOYLE | CLARK | SUNSERI | BRIGGS | CUMMINS | TIDWELL | STEWART | 4-1 |
| 02/20 | AT ALABAMA | ANDREWS | PLEASANTS | DOYLE | CLARK | SUNSERI | BRIGGS | GUTIERREZ | CUMMINS | COFFEY | 4-2 |
| 02/21 | VS. LIBERTY | ANDREWS | PLEASANTS | DOYLE | CLARK | SUNSERI | BRIGGS | NEWLAND | CALLAND | COFFEY | 5-2 |
| 02/21 | AT ALABAMA | ANDREWS | PLEASANTS | DOYLE | SUNSERI | CLARK | BRIGGS | CUMMINS | TIDWELL | ANTOINE | 5-3 |
| 02/23 | CENTRAL ARKANSAS | ANDREWS | PLEASANTS | DOYLE | SUNSERI | CLARK | BRIGGS | CUMMINS | TIDWELL | STEWART | 6-3 |
| 02/23 | CENTRAL ARKANSAS | ANDREWS | PLEASANTS | DOYLE | SUNSERI | CLARK | BRIGGS | NEWLAND | CALLAND | COFFEY | 7-3 |
| 02/25 | AT NO. 9 ULL | ANDREWS | PLEASANTS | DOYLE | SUNSERI | CLARK | BRIGGS | CUMMINES | TIDWELL | STEWART | 8-3 |
| 02/26 | NO. 10 OK ST. | ANDREWS | PLEASANTS | DOYLE | SUNSERI | CLARK | BRIGGS | GUTIERREZ | CUMMINS | COFFEY | 8-4 |
| 02/26 | NO. 10 OK ST. | ANDREWS | COFFEY | PLEASANTS | SUNSERI | DOYLE | BRIGGS | CLARK | CUMMINS | NEWLAND | 8-5 |
| 02/27 | NO. 9 ULL | ANDREWS | PLEASANTS | DOYLE | SUNSERI | CLARK | BRIGGS | CUMMINS | TIDWELL | SMITH | 9-5 |
| 02/27 | BUFFALO | ANDREWS | PLEASANTS | DOYLE | SUNSERI | CLARK | BRIGGS | SMITH | TIDWELL | JONES | 10-5 |
| 03/02 | SOUTHERN MISS | ANDREWS | PLEASANTS | DOYLE | SUNSERI | CLARK | BRIGGS | NEWLAND | CALLAND | COFFEY | 11-5 |
| 03/05 | NO. 7 TEXAS | ANDREWS | PLEASANTS | DOYLE | SUNSERI | CLARK | BRIGGS | CUMMINS | TIDWELL | NEWLAND | 11-6 |
| 03/06 | NO. 7 TEXAS | ANDREWS | PLEASANTS | DOYLE | SUNSERI | CLARK | BRIGGS | CUMMINS | TIDWELL | COFFEY | 12-6 |
| 03/06 | NO. 7 TEXAS | ANDREWS | PLEASANTS | DOYLE | SUNSERI | NEWLAND | BRIGGS | GUTIERREZ | TIDWELL | CALLAND | 13-6 |
| 03/13 | AT NO. 22 TENNESSEE | ANDREWS | PLEASANTS | DOYLE | SUNSERI | CLARK | BRIGGS | CUMMINS | TIDWELL | COFFEY | 14-6 |
| 03/13 | AT NO. 22 TENNESSEE | ANDREWS | PLEASANTS | DOYLE | SUNSERI | CLARK | BRIGGS | TIDWELL | CALLAND | NEWLAND | 14-7 |
| 03/14 | AT NO. 22 TENNESSEE | ANDREWS | PLEASANTS | DOYLE | SUNSERI | CLARK | BRIGGS | CUMMINS | TIDWELL | ANTOINE | 15-7 |

Starters By Position

| DATE | OPPONENT | C | 1B | 2B | 3B | SS | LF | CF | RF | DP | SP |
|-------|---------------------|---------|-----------|---------|-------|-----------|---------|---------|---------|---------|------------|
| 02/11 | MCNESSE ST. | CUMMINS | GUTIERREZ | TIDWELL | DOYLE | PLEASANTS | BRIGGS | ANDREWS | ANTOINE | CLARK | SUNSERI |
| 02/12 | DUKE | CUMMINS | CLARK | TIDWELL | DOYLE | PLEASANTS | STEWART | ANDREWS | BRIGGS | SUNSERI | KILPONEN |
| 02/13 | KANSAS | CUMMINS | CLARK | COFFEY | DOYLE | PLEASANTS | BRIGGS | ANDREWS | ANTOINE | SUNSERI | GORSUCH |
| 02/17 | NORTH DAKOTA | CALLAND | CLARK | TIDWELL | DOYLE | PLEASANTS | BRIGGS | ANDREWS | ANTOINE | SUNSERI | SMITH |
| 02/20 | VS. LIBERTY | CUMMINS | CLARK | TIDWELL | DOYLE | PLEASANTS | STEWART | ANDREWS | BRIGGS | SUNSERI | GORSUCH |
| 02/20 | AT ALABAMA | CUMMINS | GUTIERREZ | COFFEY | DOYLE | PLEASANTS | BRIGGS | ANDREWS | ANTOINE | CLARK | SUNSERI |
| 02/21 | VS. LIBERTY | CALLAND | CLARK | COFFEY | DOYLE | PLEASANTS | BRIGGS | ANDREWS | NEWLAND | SUNERI | KILPONEN |
| 02/21 | AT ALABAMA | CUMMINS | CLARK | TIDWELL | DOYLE | PLEASANTS | BRIGGS | ANDREWS | ANTOINE | SUNSERI | WICKERSHAM |
| 02/23 | CENTRAL ARKANSAS | CUMMINS | CLARK | TIDWELL | DOYLE | PLEASANTS | STEWART | ANDREWS | BRIGGS | SUNSERI | WICKERSHAM |
| 02/23 | CENTRAL ARKANSAS | CALLAND | CLARK | COFFEY | DOYLE | PLEASANTS | BRIGGS | ANDREWS | NEWLAND | SUNSERI | KILPONEN |
| 02/25 | AT NO. 9 ULL | CUMMINS | CLARK | TIDWELL | DOYLE | PLEASANTS | STEWART | ANDREWS | BRIGGS | SUNSERI | GORSUCH |
| 02/26 | NO. 10 OK ST. | CUMMINS | GUTIERREZ | COFFEY | DOYLE | PLEASANTS | BRIGGS | ANDREWS | ANTOINE | CLARK | SUNSERI |
| 02/26 | NO. 10 OK ST. | CUMMINS | CLARK | COFFEY | DOYLE | PLEASANTS | BRIGGS | ANDREWS | NEWLAND | SUNSERI | WICKERSHAM |
| 02/27 | NO. 9 ULL | CUMMINS | GUTIERREZ | TIDWELL | DOYLE | PLEASANTS | BRIGGS | ANDREWS | SMITH | CLARK | SUNSERI |
| 02/27 | BUFFALO | CALLAND | CLARK | TIDWELL | DOYLE | PLEASANTS | JONES | ANDREWS | BRIGGS | SUNSERI | SMITH |
| 03/02 | SOUTHERN MISS | CALLAND | CLARK | COFFEY | DOYLE | PLEASANTS | BRIGGS | ANDREWS | NEWLAND | SUNSERI | WICKERSHAM |
| 03/05 | NO. 7 TEXAS | CUMMINS | CLARK | TIDWELL | DOYLE | PLEASANTS | BRIGGS | ANDREWS | NEWLAND | SUNSERI | GORSUCH |
| 03/06 | NO. 7 TEXAS | CUMMINS | CLARK | TIDWELL | DOYLE | PLEASANTS | BRIGGS | ANDREWS | ANTOINE | COFFEY | SUNSERI |
| 03/06 | NO. 7 TEXAS | CALLAND | GUTIERREZ | TIDWELL | DOYLE | PLEASANTS | BRIGGS | ANDREWS | NEWLAND | SUNSERI | KILPONEN |
| 03/13 | AT NO. 22 TENNESSEE | CUMMINS | CLARK | TIDWELL | DOYLE | PLEASANTS | BRIGGS | ANDREWS | ANTOINE | COFFEY | SUNSERI |
| 03/13 | AT NO. 22 TENNESSEE | CALLAND | CLARK | TIDWELL | DOYLE | PLEASANTS | BRIGGS | ANDREWS | NEWLAND | SUNSERI | GORSUCH |
| 03/14 | AT NO. 22 TENNESSEE | CUMMINS | CLARK | TIDWELL | DOYLE | PLEASANTS | BRIGGS | ANDREWS | ANTOINE | SUNSERI | WICKERSHAM |

Results

| DATE | OPPONENT | RESULT | INN | LSU R-H-E | OPP. R-H-E | RECORD [SEC] | PITCHER OF RECORD | ATT | TIME |
|-------|-------------------------|---------|-----|-----------|------------|--------------|-------------------|------|------|
| 02/11 | McNeese St.! | W, 8-0 | 6 | 8-11-0 | 0-2-1 | 1-0 [0-0] | Sunseri [1-0] | 216 | 2:38 |
| 02/12 | No. 25 Duke! | L, 8-4 | 7 | 4-3-3 | 8-7-0 | 1-1 [0-0] | Kilponen [0-1] | 450 | 2:40 |
| 02/13 | Kansas! | W, 5-3 | 7 | 5-8-1 | 3-9-1 | 2-1 [0-0] | Sunseri [2-0] | 470 | 2:29 |
| 02/17 | North Dakota | W, 19-3 | 5 | 19-10-3 | 3-5-1 | 3-1 [0-0] | Smith [1-0] | 155 | 2:04 |
| 02/20 | vs. Liberty& | W, 4-3 | 7 | 4-8-0 | 3-6-0 | 4-1 [0-0] | Wickersham [1-0] | 626 | 2:02 |
| 02/20 | at Alabama& | L, 5-2 | 7 | 2-6-4 | 5-11-1 | 4-2 [0-0] | Sunseri [2-1] | 1121 | 2:15 |
| 02/21 | vs. Liberty& | W, 8-5 | 7 | 8-11-3 | 5-7-0 | 5-2 [0-0] | Sunseri [3-1] | 312 | 2:28 |
| 02/21 | at Alabama& | L, 13-5 | 5 | 5-4-1 | 13-12-1 | 5-3 [0-0] | Wickersham [1-1] | 1121 | 1:57 |
| 02/23 | Central Arkansas | W, 3-0 | 7 | 3-4-0 | 0-4-0 | 6-3 [0-0] | Wickersham [2-1] | 156 | 1:54 |
| 02/23 | Central Arkansas | W, 2-0 | 7 | 2-5-0 | 0-3-1 | 7-3 [0-0] | Kilponen [1-1] | 327 | 2:04 |
| 02/25 | at No. 9 ULL\$ | W, 4-0 | 7 | 4-9-1 | 0-2-1 | 8-3 [0-0] | Gorsuch [1-0] | 318 | 1:53 |
| 02/26 | No. 10 Oklahoma State\$ | L, 1-0 | 7 | 0-2-0 | 1-4-1 | 8-4 [0-0] | Sunseri [3-2] | 346 | 2:17 |
| 02/26 | No. 10 Oklahoma State\$ | L, 3-1 | 7 | 1-3-1 | 3-6-0 | 8-5 [0-0] | Kilponen [1-2] | 495 | 2:32 |
| 02/27 | No. 9 ULL\$ | W, 3-2 | 7 | 3-6-1 | 2-7-1 | 9-5 [0-0] | Gorsuch [2-0] | 456 | 2:18 |
| 02/27 | Buffalo\$ | W, 7-1 | 7 | 1-4-1 | 7-11-0 | 10-5 [0-0] | Smith [2-0] | 559 | 1:56 |
| 03/02 | Southern Miss | W, 11-3 | 6 | 11-11-3 | 3-5-1 | 11-5 [0-0] | Wickersham [3-1] | 310 | 2:36 |
| 03/05 | No. 7 Texas | L, 8-5 | 7 | 5-9-0 | 8-11-2 | 11-6 [0-0] | Wickersham [3-2] | 519 | 2:56 |
| 03/06 | No. 7 Texas | W, 2-1 | 8 | 2-6-2 | 1-4-2 | 12-6 [0-0] | Sunseri [4-2] | 679 | 1:58 |
| 03/06 | No. 7 Texas | W, 7-2 | 7 | 7-8-1 | 2-7-0 | 13-6 [0-0] | Kilponen [2-2] | 801 | 2:16 |
| 03/13 | at No. 22 Tennessee | W, 2-1 | 8 | 2-4-0 | 1-6-1 | 14-6 [1-0] | Kilponen [3-2] | 231 | 2:27 |
| 03/13 | at No. 22 Tennessee | L, 4-3 | 8 | 3-4-1 | 4-6-1 | 14-7 [1-1] | Kilponen [3-3] | 297 | 2:00 |
| 03/14 | at No. 22 Tennessee | W, 11-3 | 5 | 11-10-1 | 3-5-3 | 15-7 [2-1] | Wickersham [4-2] | 341 | 2:07 |

Rankings reflect NFCA and USA Softball Top 25 on day of competition; Home games are bolded and played at Tiger Park; !-Tiger Classic; \$-LSU Invitational; &-Bama Bash, [SEC]-SEC contest; ^-SEC Tournament

HR Tracker

HOME RUN TRACKER

| NO. | PLAYER | OPPONENT (DATE) | PITCHER | ON-BASE | INNING | OUTS | COUNT | SCORE | FINAL |
|-----|----------------|----------------------------|------------|---------|--------|------|-------|-------|-------------|
| 1 | Pleasants [1]* | McNeese St. (02/11/21) | Vallejo | 0 | 1 | 1 | 1-0 | 0-0 | W, 8-0 (6) |
| 2 | Doyle [1]* | McNeese St. (02/11/21) | Vallejo | 0 | 1 | 1 | 1-2 | 1-0 | W, 8-0 (6) |
| 3 | Briggs [1] | McNeese St. (02/11/21) | Tate | 2 | 5 | 1 | 3-1 | 4-0 | W, 8-0 (6) |
| 4 | Sunseri [1] | McNeese St. (2/11/21) | Tate | 0 | 6 | 2 | 1-0 | 7-0 | W, 8-0 (6) |
| 5 | Sunseri [2] | Duke (2/12/21) | St. George | 2 | 4 | 2 | 1-2 | 0-8 | L, 8-4 |
| 6 | Doyle [2] | Duke (2/12/21) | St. George | 0 | 6 | 1 | 0-1 | 3-8 | L, 8-4 |
| 7 | Briggs [2] | Kansas (2/13/21) | Reed | 0 | 2 | 1 | 3-1 | 0-1 | W, 5-3 |
| 8 | Doyle [3]* | Kansas (2/13/21) | Reed | 1 | 5 | 1 | 3-0 | 2-3 | W, 5-3 |
| 9 | Clark [1]* | Kansas (2/13/21) | Reed | 0 | 5 | 1 | 2-2 | 4-3 | W, 5-3 |
| 10 | Doyle [4] | North Dakota (2/17/21) | Pica | 0 | 4 | 1 | 1-2 | 4-2 | W, 19-3 (5) |
| 11 | Doyle [5] | North Dakota (2/17/21) | Feld | 3 | 4 | 1 | 3-1 | 10-2 | W, 19-3 (5) |
| 12 | Newland [1] | North Dakota (2/17/21) | Jones | 3 | 4 | 2 | 0-1 | 15-2 | W, 19-3 (5) |
| 13 | Pleasants [2] | Liberty (2/21/21) | Keeney | 1 | 1 | 0 | 0-0 | 0-0 | W, 8-5 |
| 14 | Sunseri [3] | Liberty (2/21/21) | Keeney | 0 | 1 | 2 | 3-2 | 2-0 | W, 8-5 |
| 15 | Pleasants [3] | Liberty (2/21/21) | Keeney | 2 | 6 | 1 | 0-0 | 5-4 | W, 8-5 |
| 16 | Cummins [1] | at Alabama (2/21/21) | Fouts | 1 | 2 | 0 | 2-2 | 1-3 | L, 13-5 (5) |
| 17 | Tidwell [1] | at Alabama (2/21/21) | Fouts | 1 | 4 | 2 | 0-0 | 3-5 | L, 13-5 (5) |
| 18 | Pleasants [4] | Central Arkansas (2/23/21) | Johnson | 1 | 1 | 0 | 1-1 | 0-0 | W, 2-0 |
| 19 | Doyle [6] | Oklahoma State (02/26/21) | Eberle | 0 | 2 | 1 | 0-2 | 0-1 | L, 3-1 |
| 20 | Clark [2] | ULL (02/27/21) | Lamb | 0 | 4 | 1 | 3-2 | 1-2 | W, 3-2 |
| 21 | Andrews [1]&\$ | Southern Miss (03/02/21) | Ladner | 0 | 1 | 0 | 3-2 | 0-0 | W, 11-3 (6) |
| 22 | Newland [2] | Southern Miss (03/02/21) | Ladner | 0 | 2 | 0 | 3-2 | 1-0 | W, 11-3 (6) |
| 23 | Tidwell [2] | Texas (03/05/21) | O'Leary | 1 | 6 | 2 | 2-0 | 1-5 | L, 8-5 |
| 24 | Newland [3] | Texas (03/05/21) | O'Leary | 0 | 6 | 2 | 0-0 | 3-5 | L, 8-5 |
| 25 | Sunseri [4] | Texas (03/06/21) | White | 1 | 1 | 2 | 2-2 | 0-0 | W, 7-2 |
| 26 | Andrews [2] | Texas (03/06/21) | Day | 0 | 4 | 1 | 0-1 | 5-0 | W, 7-2 |
| 27 | Calland [1] | Texas (03/06/21) | Adams | 0 | 6 | 1 | 2-1 | 6-1 | W, 7-2 |
| 28 | Pleasants [5] | at Tennessee (03/13/21) | Rogers | 0 | 8 | 2 | 2-1 | 1-1 | W, 2-1 |
| 29 | Clark [3] | at Tennessee (03/14/21) | Rogers | 1 | 1 | 2 | 0-0 | 1-0 | W, 11-3 (5) |
| 30 | Doyle [7] | at Tennessee (03/14/21) | Turner | 1 | 3 | 0 | 1-1 | 3-0 | W, 11-3 (5) |
| 31 | Sunseri [5] | at Tennessee (03/14/21) | Bender | 2 | 4 | 1 | 2-1 | 7-0 | W, 11-3 (5) |

Bold represents game tying or go-ahead home run

*Back-to-Back Home Runs

& Leadoff Home Run

\$Inside the Park

Multi Hit Games, Multi RBI Games, Streaks

| Multiple Hit Games | 2 | 3 | 4 | 5+ | Total |
|---------------------|----|---|---|----|-------|
| 4 Aliyah Andrews | 5 | 2 | 1 | - | 8 |
| 22 Amanda Doyle | 6 | 1 | - | - | 7 |
| 17 Taylor Pleasants | 4 | 2 | - | - | 6 |
| 27 Shelbi Sunseri | 4 | - | - | - | 4 |
| 88 Ciara Briggs | 4 | - | - | - | 4 |
| 26 Morgan Cummins | 1 | - | - | - | 1 |
| 0 Akiya Thymes | 1 | - | - | - | 1 |
| 3 Taylor Tidwell | 1 | - | - | - | 1 |
| 13 Danieca Coffey | 1 | - | - | - | 1 |
| 25 Georgia Clark | 1 | - | - | - | 1 |
| TEAM | 28 | 5 | 1 | 0 | 34 |

| Multiple RBI Games | 2 | 3 | 4 | 5+ | Total |
|----------------------|----|---|---|----|-------|
| 17 Taylor Pleasants | 6 | - | - | 1 | 7 |
| 27 Shelbi Sunseri | 1 | 1 | 1 | - | 3 |
| 22 Amanda Doyle | 1 | 1 | - | 1 | 3 |
| 44 Ali Newland | 1 | - | 1 | - | 2 |
| 3 Taylor Tidwell | 2 | - | - | - | 2 |
| 37 Morgan Smith | 1 | - | - | - | 1 |
| 25 Georgia Clark | 1 | - | - | - | 1 |
| 88 Ciara Briggs | - | 1 | - | - | 1 |
| 8 Savannah Stewart | 1 | - | - | - | 1 |
| 4 Aliyah Andrews | 1 | - | - | - | 1 |
| 55 Raeleen Gutierrez | 1 | - | - | - | 1 |
| 26 Morgan Cummins | 1 | - | - | - | 1 |
| TEAM | 17 | 3 | 2 | 2 | 24 |

| Hitting Streaks | Longest | Current |
|-----------------------|---------|---------|
| 4 Aliyah Andrews | 9 | 9 |
| 88 Ciara Briggs | 7 | 1 |
| 13 Danieca Coffey | 6 | - |
| 22 Amanda Doyle | 5 | 3 |
| 17 Taylor Pleasants | 4 | 4 |
| 27 Shelbi Sunseri | 4 | 1 |
| 26 Morgan Cummins | 2 | 1 |
| 3 Taylor Tidwell | 2 | - |
| 44 Ali Newland | 2 | - |
| 0 Akiya Thymes | 2 | 2 |
| 55 Raeleen Gutierrez | 2 | - |
| 25 Georgia Clark | 2 | 1 |
| 47 Cait Calland | 1 | - |
| 8 Savannah Stewart | 1 | - |
| 16 Taryn Antoine | 1 | - |
| 37 Morgan Smith | 1 | - |
| 14 Anna Jones | 1 | 1 |
| 84 Ka. Houshmandzadeh | 1 | 1 |

| Reached Base Streaks | Longest | Current |
|-----------------------|---------|---------|
| 88 Ciara Briggs | 17 | 2 |
| 4 Aliyah Andrews | 9 | 9 |
| 13 Danieca Coffey | 6 | - |
| 25 Georgia Clark | 6 | 1 |
| 27 Shelbi Sunseri | 5 | 2 |
| 17 Taylor Pleasants | 5 | 4 |
| 3 Taylor Tidwell | 5 | 2 |
| 22 Amanda Doyle | 5 | 3 |
| 44 Ali Newland | 4 | - |
| 47 Cait Calland | 3 | 3 |
| 55 Raeleen Gutierrez | 3 | - |
| 20 Jordyn Perkins | 2 | - |
| 0 Akiya Thymes | 2 | 2 |
| 26 Morgan Cummins | 2 | 1 |
| 14 Anna Jones | 1 | 1 |
| 37 Morgan Smith | 1 | 1 |
| 16 Taryn Antoine | 1 | - |
| 8 Savannah Stewart | 1 | - |
| 84 Ka. Houshmandzadeh | 1 | 1 |

Career Stats

#00 AKIYA THYMES' CAREER STATISTICS

| YEAR | AVG | GP-GS | AB | R | H | 2B | 3B | HR | RBI | TB | SLG% | BB | HBP | SO | GDP | OB% | SF | SH | SB-ATT | PO | A | E | FLD% |
|--------------|-------------|--------------|-----------|-----------|----------|----------|----------|----------|----------|----------|-------------|----------|----------|----------|----------|-------------|----------|----------|--------------|-----------|----------|----------|--------------|
| 2016 | .000 | 31-0 | 2 | 10 | 0 | 0 | 0 | 0 | 0 | 0 | .000 | 1 | 0 | 0 | 0 | .333 | 0 | 0 | 12-14 | 0 | 0 | 0 | .000 |
| 2018 | .083 | 26-2 | 12 | 3 | 1 | 0 | 0 | 0 | 0 | 1 | .083 | 2 | 0 | 2 | 0 | .214 | 0 | 0 | 4-5 | 2 | 0 | 0 | 1.000 |
| 2019 | .125 | 34-2 | 8 | 11 | 1 | 0 | 0 | 0 | 0 | 1 | .125 | 1 | 0 | 1 | 0 | .222 | 0 | 1 | 2-2 | 8 | 0 | 0 | 1.000 |
| 2020 | .143 | 14-0 | 7 | 7 | 1 | 0 | 0 | 0 | 1 | 1 | .143 | 1 | 0 | 1 | 0 | .250 | 0 | 0 | 1-1 | 1 | 0 | 0 | 1.000 |
| 2021 | .750 | 13-0 | 4 | 8 | 3 | 0 | 0 | 0 | 1 | 3 | .750 | 0 | 0 | 0 | 0 | .750 | 0 | 0 | 0-0 | 0 | 0 | 0 | .000 |
| TOTAL | .182 | 118-4 | 33 | 39 | 6 | 0 | 0 | 0 | 2 | 6 | .182 | 5 | 0 | 4 | 0 | .289 | 0 | 1 | 19-22 | 11 | 0 | 0 | 1.000 |

#1 VICTORIA ABRAMS' CAREER STATISTICS

| YEAR | AVG | GP-GS | AB | R | H | 2B | 3B | HR | RBI | TB | SLG% | BB | HBP | SO | GDP | OB% | SF | SH | SB-ATT | PO | A | E | FLD% |
|---------------|-------------|------------|----------|----------|----------|----------|----------|----------|----------|----------|-------------|----------|----------|----------|----------|-------------|----------|----------|------------|----------|----------|----------|--------------|
| 2020 | .500 | 3-0 | 2 | 0 | 1 | 0 | 0 | 0 | 2 | 1 | .500 | 1 | 0 | 0 | 0 | .667 | 0 | 0 | 0-0 | 0 | 1 | 0 | 1.000 |
| TOTALS | .500 | 3-0 | 2 | 0 | 1 | 0 | 0 | 0 | 2 | 1 | .500 | 1 | 0 | 0 | 0 | .667 | 0 | 0 | 0-0 | 0 | 1 | 0 | 1.000 |

| YEAR | ERA | W-L | APP-GS | CG | SHO/CBO | SV | IP | H | R | ER | BB | SO | 2B | 3B | HR | BF | B/AVG. | WP | HBP | BK | SFA | SHA |
|---------------|-------------|------------|------------|----------|------------|----------|------------|----------|----------|----------|----------|----------|----------|----------|----------|----------|-------------|----------|----------|----------|----------|----------|
| 2020 | 0.00 | 0-0 | 2-0 | 0 | 0/1 | 0 | 2.0 | 1 | 0 | 0 | 0 | 1 | 0 | 0 | 0 | 7 | .143 | 0 | 0 | 0 | 0 | 0 |
| TOTALS | 0.00 | 0-0 | 2-0 | 0 | 0/1 | 0 | 2.0 | 1 | 0 | 0 | 0 | 1 | 0 | 0 | 0 | 7 | .143 | 0 | 0 | 0 | 0 | 0 |

#2 ALI KILPONEN'S CAREER STATISTICS

| YEAR | AVG | GP-GS | AB | R | H | 2B | 3B | HR | RBI | TB | SLG% | BB | HBP | SO | GDP | OB% | SF | SH | SB-ATT | PO | A | E | FLD% |
|---------------|-------------|-------------|----------|----------|----------|----------|----------|----------|----------|----------|-------------|----------|----------|----------|----------|-------------|----------|----------|------------|----------|-----------|----------|-------------|
| 2019 | .000 | 2-2 | 0 | 0 | 0 | 0 | 0 | 0 | 0 | 0 | .000 | 0 | 0 | 0 | 0 | .000 | 0 | 0 | 0-0 | 0 | 5 | 0 | 1.000 |
| 2020 | .000 | 0-0 | 0 | 0 | 0 | 0 | 0 | 0 | 0 | 0 | .000 | 0 | 0 | 0 | 0 | .000 | 0 | 0 | 0-0 | 0 | 2 | 0 | 1.000 |
| 2021 | .000 | 10-4 | 0 | 0 | 0 | 0 | 0 | 0 | 0 | 0 | .000 | 0 | 0 | 0 | 0 | .000 | 0 | 0 | 0-0 | 2 | 10 | 1 | .923 |
| TOTALS | .000 | 12-6 | 0 | 0 | 0 | 0 | 0 | 0 | 0 | 0 | .000 | 0 | 0 | 0 | 0 | .000 | 0 | 0 | 0-0 | 2 | 18 | 1 | .952 |

| YEAR | ERA | W-L | APP-GS | CG | SHO/CBO | SV | IP | H | R | ER | BB | SO | 2B | 3B | HR | BF | B/AVG. | WP | HBP | BK | SFA | SHA |
|---------------|-------------|-------------|--------------|----------|------------|----------|--------------|-----------|-----------|-----------|-----------|------------|-----------|----------|-----------|------------|-------------|----------|----------|----------|----------|----------|
| 2019 | 3.55 | 5-3 | 15-7 | 3 | 2/0 | 0 | 47.1 | 41 | 26 | 24 | 20 | 44 | 9 | 1 | 9 | 209 | .228 | 2 | 5 | 0 | 3 | 1 |
| 2020 | 0.58 | 6-1 | 9-6 | 4 | 2/2 | 2 | 36.0 | 15 | 3 | 3 | 15 | 49 | 5 | 0 | 0 | 138 | .125 | 4 | 1 | 0 | 0 | 2 |
| 2021 | 1.77 | 3-3 | 10-4 | 2 | 1/0 | 1 | 31.2 | 27 | 18 | 8 | 7 | 37 | 5 | 1 | 2 | 137 | .218 | 1 | 3 | 0 | 1 | 2 |
| TOTALS | 2.13 | 14-7 | 34-17 | 9 | 5/2 | 3 | 115.0 | 83 | 47 | 35 | 42 | 130 | 19 | 2 | 11 | 484 | .196 | 7 | 9 | 0 | 4 | 5 |

#3 TAYLOR TIDWELL'S CAREER STATISTICS

| YEAR | AVG | GP-GS | AB | R | H | 2B | 3B | HR | RBI | TB | SLG% | BB | HBP | SO | GDP | OB% | SF | SH | SB-ATT | PO | A | E | FLD% |
|--------------|-------------|--------------|-----------|-----------|-----------|----------|----------|----------|-----------|-----------|-------------|-----------|----------|-----------|----------|-------------|----------|----------|------------|-----------|-----------|----------|-------------|
| 2019 | .167 | 6-0 | 6 | 0 | 1 | 0 | 0 | 0 | 2 | 1 | .167 | 2 | 0 | 4 | 0 | .333 | 1 | 0 | 0-0 | 3 | 2 | 0 | 1.000 |
| 2020 | .351 | 17-17 | 37 | 13 | 13 | 4 | 1 | 3 | 14 | 28 | .757 | 9 | 1 | 12 | 0 | .489 | 0 | 0 | 1-1 | 30 | 14 | 2 | .957 |
| 2021 | .182 | 18-15 | 33 | 7 | 6 | 1 | 0 | 2 | 7 | 13 | .394 | 4 | 4 | 6 | 0 | .333 | 1 | 1 | 2-2 | 25 | 21 | 1 | .979 |
| TOTAL | .263 | 41-32 | 76 | 20 | 20 | 5 | 1 | 5 | 23 | 42 | .553 | 15 | 5 | 22 | 0 | .408 | 2 | 1 | 3-3 | 58 | 37 | 3 | .969 |

#4 ALIYAH ANDREWS' CAREER STATISTICS

| YEAR | AVG | GP-GS | AB | R | H | 2B | 3B | HR | RBI | TB | SLG% | BB | HBP | SO | GDP | OB% | SF | SH | SB-ATT | PO | A | E | FLD% |
|--------------|-------------|----------------|------------|------------|------------|----------|----------|----------|-----------|------------|-------------|-----------|----------|-----------|----------|-------------|----------|-----------|----------------|------------|----------|----------|-------------|
| 2017 | .339 | 64-52 | 127 | 30 | 43 | 0 | 0 | 0 | 4 | 43 | .339 | 7 | 1 | 13 | 0 | .375 | 1 | 5 | 11-13 | 68 | 3 | 2 | .973 |
| 2018 | .329 | 62-62 | 216 | 35 | 71 | 2 | 1 | 0 | 8 | 75 | .347 | 12 | 1 | 20 | 0 | .365 | 1 | 4 | 42-44 | 88 | 0 | 2 | .978 |
| 2019 | .358 | 62-62 | 204 | 61 | 73 | 1 | 0 | 0 | 9 | 74 | .363 | 16 | 1 | 19 | 0 | .407 | 0 | 7 | 47-50 | 94 | 3 | 2 | .980 |
| 2020 | .408 | 23-23 | 71 | 24 | 29 | 3 | 2 | 0 | 11 | 36 | .507 | 6 | 1 | 2 | 0 | .462 | 0 | 1 | 18-19 | 27 | 0 | 0 | 1.000 |
| 2021 | .403 | 22-22 | 72 | 21 | 29 | 3 | 2 | 2 | 7 | 42 | .583 | 6 | 0 | 8 | 0 | .449 | 0 | 2 | 12-13 | 31 | 1 | 0 | 1.000 |
| TOTAL | .355 | 233-221 | 690 | 171 | 245 | 9 | 5 | 2 | 39 | 270 | .391 | 47 | 4 | 62 | 0 | .398 | 2 | 19 | 130-139 | 308 | 7 | 6 | .981 |

#6 MARIBETH GORSUCH'S CAREER STATISTICS

| YEAR | AVG | GP-GS | AB | R | H | 2B | 3B | HR | RBI | TB | SLG% | BB | HBP | SO | GDP | OB% | SF | SH | SB-ATT | PO | A | E | FLD% |
|---------------|-------------|--------------|----------|----------|----------|----------|----------|----------|----------|----------|-------------|----------|----------|----------|----------|-------------|----------|----------|------------|----------|-----------|----------|-------------|
| 2017 | .000 | 4-2 | 7 | 0 | 0 | 0 | 0 | 0 | 0 | 0 | .000 | 0 | 0 | 3 | 0 | .000 | 0 | 0 | 0-0 | 3 | 6 | 0 | 1.000 |
| 2018 | .000 | 2-2 | 1 | 0 | 0 | 0 | 0 | 0 | 0 | 0 | .000 | 0 | 0 | 1 | 0 | .000 | 0 | 0 | 0-0 | 2 | 9 | 0 | 1.000 |
| 2019 | .000 | 1-1 | 0 | 0 | 0 | 0 | 0 | 0 | 0 | 0 | .000 | 0 | 0 | 0 | 0 | .000 | 0 | 0 | 0-0 | 1 | 20 | 1 | .955 |
| 2020 | .000 | 5-5 | 0 | 0 | 0 | 0 | 0 | 0 | 0 | 0 | .000 | 0 | 0 | 0 | 0 | .000 | 0 | 0 | 0-0 | 1 | 4 | 2 | .714 |
| 2021 | .000 | 7-5 | 0 | 0 | 0 | 0 | 0 | 0 | 0 | 0 | .000 | 0 | 0 | 0 | 0 | .000 | 0 | 0 | 0-0 | 1 | 6 | 1 | .875 |
| TOTALS | .000 | 14-10 | 8 | 0 | 0 | 0 | 0 | 0 | 0 | 0 | .000 | 0 | 0 | 4 | 0 | .000 | 0 | 0 | 0-0 | 8 | 45 | 4 | .930 |

| YEAR | ERA | W-L | APP-GS | CG | SHO/CBO | SV | IP | H | R | ER | BB | SO | 2B | 3B | HR | BF | B/AVG. | WP | HBP | BK | SFA | SHA |
|---------------|-------------|-------------|--------------|-----------|-------------|----------|--------------|------------|------------|------------|------------|------------|-----------|----------|-----------|-------------|-------------|-----------|-----------|----------|-----------|-----------|
| 2017 | 5.00 | 3-1 | 9-6 | 3 | 0/0 | 0 | 28.0 | 29 | 21 | 20 | 16 | 26 | 6 | 0 | 3 | 135 | .269 | 1 | 7 | 3 | 2 | 2 |
| 2018 | 2.10 | 9-3 | 17-14 | 6 | 1/3 | 0 | 80.0 | 64 | 25 | 24 | 23 | 57 | 8 | 2 | 3 | 329 | .218 | 2 | 5 | 0 | 3 | 4 |
| 2019 | 2.52 | 13-4 | 27-21 | 10 | 7/0 | 1 | 111.0 | 79 | 45 | 40 | 70 | 61 | 9 | 1 | 8 | 494 | .199 | 5 | 14 | 0 | 3 | 11 |
| 2020 | 1.15 | 4-1 | 7-6 | 5 | 2/0 | 0 | 36.2 | 18 | 8 | 6 | 7 | 42 | 1 | 0 | 3 | 139 | .143 | 1 | 0 | 0 | 3 | 3 |
| 2021 | 3.92 | 2-0 | 7-5 | 1 | 1/0 | 0 | 30.1 | 31 | 17 | 17 | 13 | 15 | 3 | 0 | 7 | 137 | .261 | 1 | 3 | 0 | 1 | 1 |
| TOTALS | 2.62 | 31-9 | 67-52 | 25 | 11/3 | 1 | 286.0 | 221 | 116 | 107 | 129 | 201 | 27 | 3 | 24 | 1234 | .212 | 10 | 29 | 3 | 12 | 21 |

#8 SAVANNAH STEWART'S CAREER STATISTICS

| YEAR | AVG | GP-GS | AB | R | H | 2B | 3B | HR | RBI | TB | SLG% | BB | HBP | SO | GDP | OB% | SF | SH | SB-ATT | PO | A | E | FLD% |
|--------------|-------------|--------------|------------|-----------|-----------|----------|----------|----------|-----------|-----------|-------------|-----------|----------|-----------|----------|-------------|----------|----------|------------|-----------|----------|----------|-------------|
| 2019 | .362 | 44-40 | 105 | 21 | 38 | 6 | 3 | 0 | 8 | 50 | .476 | 11 | 0 | 18 | 0 | .419 | 1 | 3 | 6-6 | 60 | 2 | 4 | .939 |
| 2020 | .250 | 18-17 | 40 | 8 | 10 | 2 | 1 | 0 | 5 | 14 | .350 | 3 | 0 | 10 | 0 | .295 | 1 | 0 | 1-2 | 12 | 1 | 0 | 1.000 |
| 2021 | .083 | 8-4 | 12 | 2 | 1 | 0 | 0 | 0 | 2 | 1 | .083 | 1 | 0 | 4 | 0 | .154 | 0 | 0 | 0-0 | 2 | 0 | 0 | 1.000 |
| TOTAL | .312 | 70-61 | 157 | 31 | 49 | 8 | 4 | 0 | 15 | 65 | .414 | 15 | 0 | 32 | 0 | .368 | 2 | 3 | 7-8 | 74 | 3 | 4 | .951 |

#11 SHELBY WICKERSHAM'S CAREER STATISTICS

| YEAR | AVG | GP-GS | AB | R | H | 2B | 3B | HR | RBI | TB | SLG% | BB | HBP | SO | GDP | OB% | SF | SH | SB-ATT | PO | A | E | FLD% |
|--------------|-------------|------------|----------|----------|----------|----------|----------|----------|----------|----------|-------------|----------|----------|----------|----------|-------------|----------|----------|------------|----------|-----------|----------|-------------|
| 2019 | .000 | 1-1 | 0 | 0 | 0 | 0 | 0 | 0 | 0 | 0 | .000 | 0 | 0 | 0 | 0 | .000 | 0 | 0 | 0-0 | 2 | 21 | 0 | 1.000 |
| 2020 | .000 | 5-5 | 0 | 0 | 0 | 0 | 0 | 0 | 0 | 0 | .000 | 0 | 0 | 0 | 0 | .000 | 0 | 0 | 0-0 | 1 | 4 | 1 | .833 |
| 2021 | .000 | 8-5 | 0 | 0 | 0 | 0 | 0 | 0 | 0 | 0 | .000 | 0 | 0 | 0 | 0 | .000 | 0 | 0 | 0-0 | 1 | 6 | 1 | .875 |
| TOTAL | .000 | 9-6 | 0 | 0 | 0 | 0 | 0 | 0 | 0 | 0 | .000 | 0 | 0 | 0 | 0 | .000 | 0 | 0 | 0-0 | 4 | 31 | 2 | .946 |

| YEAR | ERA | W-L | APP-GS | CG | SHO/CBO | SV | IP | H | R | ER | BB | SO | 2B | 3B | HR | BF | B/AVG. | WP | HBP | BK | SFA | SHA |
|------|------|------|--------|----|---------|----|------|----|----|----|----|----|----|----|----|-----|--------|----|-----|----|-----|-----|
| 2019 | 2.29 | 10-2 | 24-15 | 7 | 4/0 | 1 | 98.0 | 79 | 44 | 32 | 36 | 48 | 12 | 0 | 9 | 419 | .221 | | | | | |

Career Stats

#13 DANIECA COFFEY'S CAREER STATISTICS

| YEAR | AVG | GP-GS | AB | R | H | 2B | 3B | HR | RBI | TB | SLG% | BB | HBP | SO | GDP | OB% | SF | SH | SB-ATT | PO | A | E | FLD% |
|--------------|-------------|-------------|-----------|----------|----------|----------|----------|----------|----------|-----------|-------------|----------|----------|----------|----------|-------------|----------|----------|------------|----------|-----------|----------|-------------|
| 2021 | .310 | 15-9 | 29 | 4 | 9 | 2 | 1 | 0 | 1 | 13 | .448 | 1 | 0 | 7 | 0 | .333 | 0 | 0 | 2-2 | 8 | 12 | 4 | .833 |
| TOTAL | .310 | 15-9 | 29 | 4 | 9 | 2 | 1 | 0 | 1 | 13 | .448 | 1 | 0 | 7 | 0 | .333 | 0 | 0 | 2-2 | 8 | 12 | 4 | .833 |

#14 ANNA JONES' CAREER STATISTICS

| YEAR | AVG | GP-GS | AB | R | H | 2B | 3B | HR | RBI | TB | SLG% | BB | HBP | SO | GDP | OB% | SF | SH | SB-ATT | PO | A | E | FLD% |
|--------------|-------------|-------------|-----------|----------|----------|----------|----------|----------|----------|----------|-------------|----------|----------|----------|----------|-------------|----------|----------|------------|----------|-----------|----------|-------------|
| 2020 | .200 | 14-7 | 20 | 4 | 4 | 1 | 0 | 0 | 3 | 5 | .250 | 3 | 0 | 3 | 0 | .304 | 0 | 1 | 0-0 | 8 | 10 | 1 | .947 |
| 2021 | .333 | 9-1 | 3 | 4 | 1 | 0 | 0 | 0 | 0 | 1 | .333 | 1 | 0 | 2 | 0 | .500 | 0 | 0 | 1-1 | 0 | 0 | 0 | .000 |
| TOTAL | .217 | 23-8 | 23 | 8 | 5 | 1 | 0 | 0 | 3 | 6 | .261 | 4 | 0 | 5 | 0 | .333 | 0 | 1 | 1-1 | 8 | 10 | 1 | .947 |

#16 TARYN ANTOINE CAREER STATISTICS

| YEAR | AVG | GP-GS | AB | R | H | 2B | 3B | HR | RBI | TB | SLG% | BB | HBP | SO | GDP | OB% | SF | SH | SB-ATT | PO | A | E | FLD% |
|--------------|-------------|---------------|------------|-----------|-----------|----------|----------|----------|-----------|-----------|-------------|-----------|----------|-----------|----------|-------------|----------|----------|--------------|-----------|----------|----------|-------------|
| 2018 | .254 | 52-46 | 122 | 19 | 31 | 6 | 1 | 0 | 9 | 39 | .320 | 18 | 0 | 24 | 0 | .345 | 2 | 3 | 8-9 | 30 | 0 | 1 | .968 |
| 2019 | .219 | 43-21 | 64 | 15 | 14 | 0 | 3 | 0 | 12 | 20 | .313 | 10 | 0 | 12 | 1 | .320 | 1 | 1 | 4-5 | 15 | 1 | 1 | .941 |
| 2020 | .188 | 20-6 | 16 | 5 | 3 | 1 | 0 | 0 | 0 | 4 | .250 | 1 | 0 | 3 | 0 | .235 | 0 | 1 | 1-1 | 5 | 1 | 0 | 1.000 |
| 2021 | .091 | 17-9 | 11 | 3 | 1 | 0 | 0 | 0 | 1 | 1 | .091 | 1 | 0 | 3 | 0 | .167 | 0 | 0 | 1-1 | 5 | 0 | 0 | 1.000 |
| TOTAL | .230 | 132-82 | 213 | 42 | 49 | 7 | 4 | 0 | 22 | 64 | .300 | 30 | 0 | 42 | 1 | .321 | 3 | 5 | 15-17 | 55 | 2 | 2 | .966 |

#17 TAYLOR PLEASANTS' CAREER STATISTICS

| YEAR | AVG | GP-GS | AB | R | H | 2B | 3B | HR | RBI | TB | SLG% | BB | HBP | SO | GDP | OB% | SF | SH | SB-ATT | PO | A | E | FLD% |
|--------------|-------------|--------------|------------|-----------|-----------|----------|----------|----------|-----------|-----------|-------------|-----------|----------|-----------|----------|-------------|----------|----------|------------|-----------|-----------|-----------|-------------|
| 2020 | .383 | 24-24 | 60 | 23 | 23 | 3 | 1 | 4 | 21 | 40 | .667 | 19 | 2 | 9 | 0 | .530 | 2 | 0 | 0-0 | 21 | 45 | 6 | .917 |
| 2021 | .329 | 22-22 | 70 | 13 | 23 | 5 | 0 | 5 | 23 | 43 | .614 | 10 | 0 | 6 | 0 | .407 | 1 | 0 | 3-3 | 34 | 54 | 6 | .936 |
| TOTAL | .354 | 46-46 | 130 | 36 | 46 | 8 | 1 | 9 | 44 | 83 | .683 | 29 | 2 | 15 | 0 | .470 | 3 | 0 | 3-3 | 55 | 99 | 12 | .928 |

#18 KENNEDI HOUSHMANDZADEH CAREER STATISTICS

| YEAR | AVG | GP-GS | AB | R | H | 2B | 3B | HR | RBI | TB | SLG% | BB | HBP | SO | GDP | OB% | SF | SH | SB-ATT | PO | A | E | FLD% |
|--------------|-------------|------------|----------|----------|----------|----------|----------|----------|----------|----------|-------------|----------|----------|----------|----------|-------------|----------|----------|------------|----------|----------|----------|--------------|
| 2021 | .000 | 3-0 | 1 | 1 | 0 | 0 | 0 | 0 | 0 | 0 | .000 | 0 | 0 | 1 | 0 | .000 | 0 | 0 | 0-0 | 1 | 0 | 0 | 1.000 |
| TOTAL | .000 | 3-0 | 1 | 1 | 0 | 0 | 0 | 0 | 0 | 0 | .000 | 0 | 0 | 1 | 0 | .000 | 0 | 0 | 0-0 | 1 | 0 | 0 | 1.000 |

#20 JORDYN PERKINS' CAREER STATISTICS

| YEAR | AVG | GP-GS | AB | R | H | 2B | 3B | HR | RBI | TB | SLG% | BB | HBP | SO | GDP | OB% | SF | SH | SB-ATT | PO | A | E | FLD% |
|--------------|-------------|-------------|-----------|----------|----------|----------|----------|----------|-----------|-----------|-------------|----------|----------|----------|----------|-------------|----------|----------|------------|----------|----------|----------|--------------|
| 2019 | .222 | 11-0 | 9 | 2 | 2 | 0 | 0 | 1 | 4 | 5 | .556 | 2 | 0 | 3 | 0 | .364 | 0 | 0 | 0-0 | 0 | 0 | 0 | .000 |
| 2020 | .375 | 10-0 | 8 | 3 | 3 | 1 | 0 | 1 | 5 | 7 | .875 | 2 | 0 | 2 | 0 | .500 | 0 | 0 | 0-0 | 2 | 3 | 0 | 1.000 |
| 2021 | .000 | 5-0 | 3 | 0 | 0 | 0 | 0 | 0 | 1 | 0 | .000 | 2 | 0 | 1 | 0 | .400 | 0 | 0 | 0-0 | 0 | 0 | 0 | .000 |
| TOTAL | .250 | 26-0 | 20 | 5 | 5 | 1 | 0 | 2 | 10 | 12 | .600 | 6 | 0 | 6 | 0 | .423 | 0 | 0 | 0-0 | 2 | 3 | 0 | 1.000 |

#21 TAYLOR EDWARDS' CAREER STATISTICS

| YEAR | AVG | GP-GS | AB | R | H | 2B | 3B | HR | RBI | TB | SLG% | BB | HBP | SO | GDP | OB% | SF | SH | SB-ATT | PO | A | E | FLD% |
|--------------|-------------|------------|----------|----------|----------|----------|----------|----------|----------|----------|-------------|----------|----------|----------|----------|-------------|----------|----------|------------|----------|----------|----------|--------------|
| 2020 | .333 | 4-0 | 3 | 1 | 1 | 1 | 0 | 0 | 0 | 2 | .667 | 1 | 0 | 0 | 0 | .500 | 0 | 0 | 0-0 | 0 | 1 | 0 | 1.000 |
| 2021 | .000 | 1-0 | 0 | 0 | 0 | 0 | 0 | 0 | 0 | 0 | .000 | 0 | 0 | 0 | 0 | .000 | 0 | 0 | 0-0 | 0 | 0 | 0 | .000 |
| TOTAL | .333 | 5-0 | 3 | 1 | 1 | 1 | 0 | 0 | 0 | 2 | .667 | 1 | 0 | 0 | 0 | .500 | 0 | 0 | 0-0 | 0 | 1 | 0 | 1.000 |

| YEAR | ERA | W-L | APP-GS | CG | SHO/CBO | SV | IP | H | R | ER | BB | SO | 2B | 3B | HR | BF | B/AVG. | WP | HBP | BK | SFA | SHA |
|--------------|-------------|------------|------------|----------|------------|----------|------------|----------|----------|----------|----------|----------|----------|----------|----------|-----------|-------------|----------|----------|----------|----------|----------|
| 2020 | 7.00 | 0-0 | 3-0 | 0 | 0/2 | 0 | 3.0 | 2 | 3 | 3 | 3 | 2 | 0 | 0 | 0 | 14 | .200 | 3 | 1 | 0 | 0 | 0 |
| 2021 | 0.00 | 0-0 | 1-0 | 0 | 0/0 | 0 | 1.0 | 0 | 0 | 0 | 1 | 1 | 0 | 0 | 0 | 4 | .000 | 0 | 0 | 0 | 0 | 0 |
| TOTAL | 5.25 | 0-0 | 4-0 | 0 | 0/2 | 0 | 4.0 | 2 | 3 | 3 | 4 | 3 | 0 | 0 | 0 | 18 | .154 | 3 | 1 | 0 | 0 | 0 |

#22 AMANDA DOYLE'S CAREER STATISTICS

| YEAR | AVG | GP-GS | AB | R | H | 2B | 3B | HR | RBI | TB | SLG% | BB | HBP | SO | GDP | OB% | SF | SH | SB-ATT | PO | A | E | FLD% |
|--------------|-------------|----------------|------------|-----------|------------|-----------|----------|-----------|------------|------------|-------------|-----------|----------|-----------|----------|-------------|-----------|----------|------------|-------------|------------|-----------|-------------|
| 2017 | .236 | 62-60 | 178 | 13 | 42 | 9 | 1 | 4 | 26 | 65 | .365 | 10 | 3 | 24 | 1 | .286 | 1 | 2 | 0-1 | 281 | 25 | 4 | .987 |
| 2018 | .328 | 62-62 | 195 | 28 | 64 | 15 | 0 | 8 | 51 | 103 | .528 | 20 | 2 | 31 | 1 | .387 | 5 | 0 | 1-2 | 427 | 24 | 4 | .991 |
| 2019 | .284 | 62-62 | 183 | 33 | 52 | 11 | 0 | 8 | 38 | 87 | .475 | 25 | 2 | 26 | 1 | .367 | 5 | 0 | 1-1 | 376 | 7 | 2 | .995 |
| 2020 | .268 | 24-24 | 56 | 11 | 15 | 4 | 0 | 2 | 14 | 25 | .446 | 8 | 1 | 8 | 0 | .364 | 1 | 0 | 1-1 | 16 | 35 | 5 | .911 |
| 2021 | .282 | 22-22 | 71 | 10 | 20 | 2 | 0 | 7 | 20 | 43 | .606 | 3 | 0 | 6 | 2 | .303 | 2 | 0 | 1-1 | 29 | 37 | 3 | .957 |
| TOTAL | .283 | 232-230 | 683 | 95 | 193 | 41 | 1 | 29 | 149 | 323 | .473 | 66 | 8 | 95 | 5 | .346 | 14 | 2 | 4-6 | 1129 | 128 | 18 | .986 |

#24 HAYDEN BROWN'S CAREER STATISTICS

| YEAR | AVG | GP-GS | AB | R | H | 2B | 3B | HR | RBI | TB | SLG% | BB | HBP | SO | GDP | OB% | SF | SH | SB-ATT | PO | A | E | FLD% |
|--------------|-------------|------------|----------|----------|----------|----------|----------|----------|----------|----------|-------------|----------|----------|----------|----------|-------------|----------|----------|------------|----------|----------|----------|-------------|
| 2021 | .000 | 2-0 | 2 | 0 | 0 | 0 | 0 | 0 | 0 | 0 | .000 | 0 | 0 | 1 | 0 | .000 | 0 | 0 | 0-0 | 0 | 0 | 0 | .000 |
| TOTAL | .000 | 2-0 | 2 | 0 | 0 | 0 | 0 | 0 | 0 | 0 | .000 | 0 | 0 | 1 | 0 | .000 | 0 | 0 | 0-0 | 0 | 0 | 0 | .000 |

#25 GEORGIA CLARK'S CAREER STATISTICS

| YEAR | AVG | GP-GS | AB | R | H | 2B | 3B | HR | RBI | TB | SLG% | BB | HBP | SO | GDP | OB% | SF | SH | SB-ATT | PO | A | E | FLD% |
|--------------|-------------|--------------|------------|-----------|-----------|----------|----------|----------|-----------|-----------|-------------|-----------|----------|-----------|----------|-------------|----------|----------|------------|------------|----------|----------|-------------|
| 2019 | .240 | 22-8 | 25 | 2 | 6 | 3 | 0 | 0 | 7 | 9 | .360 | 7 | 0 | 9 | 0 | .406 | 0 | 0 | 0-0 | 1 | 0 | 0 | 1.000 |
| 2020 | .429 | 24-24 | 56 | 18 | 24 | 5 | 0 | 4 | 19 | 41 | .732 | 16 | 0 | 4 | 1 | .548 | 1 | 0 | 0-0 | 82 | 1 | 1 | .988 |
| 2021 | .173 | 21-21 | 52 | 6 | 9 | 1 | 0 | 3 | 7 | 19 | .365 | 8 | 1 | 11 | 1 | .286 | 2 | 0 | 0-0 | 94 | 3 | 1 | .990 |
| TOTAL | .293 | 67-53 | 133 | 26 | 39 | 9 | 0 | 7 | 33 | 69 | .519 | 31 | 1 | 24 | 2 | .423 | 3 | 0 | 0-0 | 177 | 4 | 2 | .989 |

#26 MORGAN CUMMINS' CAREER STATISTICS

| YEAR | AVG | GP-GS | AB | R | H | 2B | 3B | HR | RBI | TB | SLG% | BB | HBP | SO | GDP | OB% | SF | SH | SB-ATT | PO | A | E | FLD% |
|--------------|-------------|--------------|-----------|-----------|-----------|----------|----------|----------|-----------|----|------|----|-----|----|-----|------|----|----|--------|-----|---|---|-------|
| 2019 | .267 | 47-25 | 15 | 3 | 4 | 0 | 0 | 0 | 2 | 4 | .267 | 1 | 0 | 3 | 0 | .313 | 0 | 0 | 0-0 | 122 | 5 | 3 | .977 |
| 2020 | .400 | 19-17 | 45 | 9 | 18 | 7 | 0 | 4 | 21 | 37 | .822 | 5 | 1 | 8 | 0 | .436 | 4 | 0 | 0-0 | 98 | 7 | 0 | 1.000 |
| 2021 | .194 | 17-15 | 36 | 2 | 7 | 0 | 0 | 1 | 4 | 10 | .278 | 1 | 3 | 8 | 0 | .268 | 1 | 1 | 0-0 | 86 | 3 | 3 | .967 |
| TOTAL | .302 | 83-57 | 96 | 14 | 29 | 7 | 0 | 5 | 27 | | | | | | | | | | | | | | |

Career Stats

#27 SHELBI SUNSERI'S CAREER STATISTICS

| YEAR | AVG | GP-GS | AB | R | H | 2B | 3B | HR | RBI | TB | SLG% | BB | HBP | SO | GDP | OB% | SF | SH | SB-ATT | PO | A | E | FLD% |
|--------------|-------------|----------------|------------|-----------|------------|-----------|----------|-----------|------------|------------|-------------|-----------|-----------|-----------|----------|-------------|----------|----------|------------|----------|-----------|----------|-------------|
| 2018 | .261 | 36-34 | 92 | 12 | 24 | 6 | 1 | 7 | 14 | 53 | .576 | 14 | 0 | 21 | 0 | .358 | 0 | 2 | 0-0 | 0 | 3 | 0 | 1.000 |
| 2019 | .340 | 60-60 | 159 | 30 | 54 | 14 | 0 | 17 | 60 | 119 | .748 | 37 | 5 | 33 | 0 | .468 | 4 | 0 | 0-0 | 2 | 27 | 3 | .906 |
| 2020 | .328 | 24-24 | 58 | 8 | 19 | 5 | 1 | 1 | 18 | 29 | .500 | 4 | 4 | 5 | 1 | .386 | 4 | 1 | 0-1 | 1 | 6 | 0 | 1.000 |
| 2021 | .264 | 22-22 | 53 | 8 | 14 | 2 | 2 | 5 | 12 | 35 | .660 | 13 | 1 | 10 | 0 | .412 | 1 | 0 | 0-0 | 1 | 6 | 0 | 1.000 |
| TOTAL | .307 | 142-140 | 362 | 58 | 111 | 27 | 4 | 30 | 104 | 236 | .652 | 68 | 10 | 69 | 1 | .421 | 9 | 3 | 0-1 | 4 | 42 | 3 | .939 |

| YEAR | ERA | W-L | APP-GS | CG | SHO/CBO | SV | IP | H | R | ER | BB | SO | 2B | 3B | HR | BF | B/AVG. | WP | HBP | BK | SFA | SHA |
|--------------|-------------|--------------|--------------|-----------|------------|----------|--------------|------------|-----------|-----------|-----------|------------|-----------|----------|-----------|------------|-------------|-----------|-----------|----------|----------|-----------|
| 2018 | 3.68 | 1-0 | 5-2 | 1 | 0/2 | 0 | 13.1 | 11 | 7 | 7 | 9 | 6 | 0 | 0 | 0 | 63 | .224 | 0 | 1 | 0 | 1 | 3 |
| 2019 | 2.34 | 13-10 | 32-19 | 12 | 5/0 | 5 | 137.2 | 112 | 59 | 46 | 60 | 86 | 12 | 0 | 9 | 596 | .218 | 9 | 4 | 0 | 2 | 16 |
| 2020 | 1.20 | 6-0 | 8-6 | 2 | 1/1 | 0 | 35.0 | 26 | 10 | 6 | 8 | 26 | 4 | 0 | 1 | 144 | .202 | 0 | 3 | 0 | 2 | 2 |
| 2021 | 1.02 | 4-2 | 9-6 | 3 | 1/0 | 0 | 41.1 | 36 | 10 | 6 | 7 | 33 | 3 | 0 | 2 | 176 | .221 | 1 | 2 | 0 | 1 | 3 |
| TOTAL | 2.00 | 24-12 | 54-33 | 18 | 7/3 | 5 | 227.1 | 185 | 86 | 65 | 84 | 151 | 19 | 0 | 12 | 979 | .216 | 10 | 10 | 0 | 6 | 24 |

#37 MORGAN SMITH CAREER STATISTICS

| YEAR | AVG | GP-GS | AB | R | H | 2B | 3B | HR | RBI | TB | SLG% | BB | HBP | SO | GDP | OB% | SF | SH | SB-ATT | PO | A | E | FLD% |
|--------------|-------------|------------|----------|----------|----------|----------|----------|----------|----------|----------|-------------|----------|----------|----------|----------|-------------|----------|----------|------------|----------|----------|----------|--------------|
| 2021 | .200 | 4-3 | 5 | 4 | 1 | 0 | 0 | 0 | 2 | 1 | .200 | 3 | 1 | 1 | 0 | .556 | 0 | 0 | 0-0 | 0 | 5 | 0 | 1.000 |
| TOTAL | .200 | 4-3 | 5 | 4 | 1 | 0 | 0 | 0 | 2 | 1 | .200 | 3 | 1 | 1 | 0 | .556 | 0 | 0 | 0-0 | 0 | 5 | 0 | 1.000 |

| YEAR | ERA | W-L | APP-GS | CG | SHO/CBO | SV | IP | H | R | ER | BB | SO | 2B | 3B | HR | BF | B/AVG. | WP | HBP | BK | SFA | SHA |
|--------------|-------------|------------|------------|----------|------------|----------|-------------|-----------|----------|----------|----------|----------|----------|----------|----------|-----------|-------------|----------|----------|----------|----------|----------|
| 2021 | 1.75 | 2-0 | 3-2 | 2 | 0-0 | 0 | 12.0 | 10 | 4 | 3 | 0 | 6 | 2 | 0 | 1 | 48 | .213 | 1 | 1 | 0 | 0 | 0 |
| TOTAL | 1.75 | 2-0 | 3-2 | 2 | 0-0 | 0 | 12.0 | 10 | 4 | 3 | 0 | 6 | 2 | 0 | 1 | 48 | .213 | 1 | 1 | 0 | 0 | 0 |

#44 ALI NEWLAND CAREER STATISTICS

| YEAR | AVG | GP-GS | AB | R | H | 2B | 3B | HR | RBI | TB | SLG% | BB | HBP | SO | GDP | OB% | SF | SH | SB-ATT | PO | A | E | FLD% |
|--------------|-------------|-------------|-----------|----------|----------|----------|----------|----------|----------|-----------|-------------|----------|----------|----------|----------|-------------|----------|----------|------------|----------|----------|----------|--------------|
| 2021 | .211 | 11-7 | 19 | 4 | 4 | 0 | 0 | 3 | 7 | 13 | .684 | 3 | 1 | 1 | 0 | .384 | 0 | 0 | 0-0 | 4 | 0 | 0 | 1.000 |
| TOTAL | .211 | 11-7 | 19 | 4 | 4 | 0 | 0 | 3 | 7 | 13 | .684 | 3 | 1 | 1 | 0 | .384 | 0 | 0 | 0-0 | 4 | 0 | 0 | 1.000 |

#47 CAIT CALLAND'S CAREER STATISTICS

| YEAR | AVG | GP-GS | AB | R | H | 2B | 3B | HR | RBI | TB | SLG% | BB | HBP | SO | GDP | OB% | SF | SH | SB-ATT | PO | A | E | FLD% |
|--------------|-------------|--------------|-----------|----------|----------|----------|----------|----------|----------|-----------|-------------|----------|----------|----------|----------|-------------|----------|----------|------------|-----------|----------|----------|-------------|
| 2020 | .364 | 8-7 | 11 | 5 | 4 | 0 | 1 | 0 | 3 | 6 | .545 | 4 | 1 | 3 | 0 | .563 | 0 | 0 | 2-2 | 64 | 1 | 0 | 1.000 |
| 2021 | .125 | 7-7 | 8 | 4 | 1 | 0 | 0 | 1 | 2 | 4 | .500 | 5 | 0 | 3 | 0 | .462 | 0 | 0 | 0-0 | 35 | 3 | 1 | .947 |
| TOTAL | .263 | 15-14 | 19 | 9 | 5 | 0 | 1 | 1 | 5 | 10 | .526 | 9 | 1 | 6 | 0 | .517 | 0 | 0 | 2-2 | 99 | 4 | 1 | .990 |

#55 RAELEEN GUTIERREZ CAREER STATISTICS

| YEAR | AVG | GP-GS | AB | R | H | 2B | 3B | HR | RBI | TB | SLG% | BB | HBP | SO | GDP | OB% | SF | SH | SB-ATT | PO | A | E | FLD% |
|--------------|-------------|--------------|-----------|-----------|-----------|----------|----------|----------|----------|-----------|-------------|----------|----------|----------|----------|-------------|----------|----------|------------|------------|----------|----------|-------------|
| 2020 | .400 | 22-5 | 15 | 8 | 6 | 2 | 0 | 0 | 4 | 8 | .533 | 1 | 0 | 1 | 0 | .438 | 0 | 0 | 0-1 | 48 | 0 | 0 | 1.000 |
| 2021 | .267 | 17-5 | 15 | 4 | 4 | 1 | 0 | 0 | 2 | 5 | .333 | 1 | 0 | 2 | 0 | .313 | 0 | 0 | 1-1 | 52 | 3 | 1 | .982 |
| TOTAL | .333 | 39-10 | 30 | 12 | 10 | 3 | 0 | 0 | 6 | 13 | .433 | 2 | 0 | 3 | 0 | .375 | 0 | 0 | 1-2 | 101 | 3 | 1 | .990 |

#84 KARRINGTON HOUSHMANDZADEH'S CAREER STATISTICS

| YEAR | AVG | GP-GS | AB | R | H | 2B | 3B | HR | RBI | TB | SLG% | BB | HBP | SO | GDP | OB% | SF | SH | SB-ATT | PO | A | E | FLD% |
|--------------|-------------|-------------|-----------|-----------|----------|----------|----------|----------|----------|----------|-------------|----------|----------|----------|----------|-------------|----------|----------|------------|----------|----------|----------|-------------|
| 2019 | .167 | 25-0 | 6 | 12 | 1 | 0 | 0 | 0 | 1 | 1 | .167 | 0 | 0 | 1 | 0 | .167 | 0 | 0 | 3-3 | 0 | 0 | 0 | .000 |
| 2020 | .222 | 10-2 | 9 | 2 | 2 | 0 | 1 | 0 | 4 | 4 | .444 | 0 | 0 | 0 | 0 | .222 | 0 | 0 | 0-0 | 3 | 0 | 0 | 1.000 |
| 2021 | .500 | 4-0 | 2 | 2 | 1 | 0 | 0 | 0 | 0 | 1 | .500 | 0 | 0 | 0 | 0 | .500 | 0 | 0 | 1-1 | 1 | 0 | 1 | .500 |
| TOTAL | .235 | 39-2 | 17 | 16 | 4 | 0 | 1 | 0 | 5 | 6 | .353 | 0 | 0 | 1 | 0 | .235 | 0 | 0 | 4-4 | 4 | 0 | 1 | .800 |

#88 CIARA BRIGGS' CAREER STATISTICS

| YEAR | AVG | GP-GS | AB | R | H | 2B | 3B | HR | RBI | TB | SLG% | BB | HBP | SO | GDP | OB% | SF | SH | SB-ATT | PO | A | E | FLD% |
|--------------|-------------|--------------|------------|-----------|-----------|----------|----------|----------|-----------|-----------|-------------|-----------|----------|-----------|----------|-------------|----------|----------|--------------|-----------|----------|----------|-------------|
| 2020 | .393 | 24-22 | 56 | 19 | 22 | 2 | 1 | 0 | 8 | 26 | .464 | 9 | 1 | 6 | 0 | .485 | 0 | 5 | 9-9 | 19 | 0 | 1 | .950 |
| 2021 | .328 | 22-22 | 58 | 9 | 19 | 5 | 2 | 2 | 7 | 34 | .586 | 9 | 0 | 15 | 0 | .418 | 0 | 0 | 6-6 | 28 | 3 | 2 | .939 |
| TOTAL | .360 | 46-44 | 114 | 28 | 41 | 7 | 3 | 2 | 15 | 60 | .526 | 18 | 1 | 21 | 0 | .451 | 0 | 5 | 15-15 | 47 | 3 | 3 | .943 |

Single-Game Highs

#00 AKIYA THYMES' CAREER HIGHS

Hits: 2, Southern Miss, Mar 02, 2021
Total bases: 2, Southern Miss, Mar 02, 2021
RBI: 1, 2 times
Runs scored: 1, 37 times
Walks: 1, 5 times
Struck out: 1, 4 times
Sac bunts: 3, 2 times
Stolen bases: 2, Southern Miss, Apr 06, 2016
Caught stealing: 1, 3 times
Field chances: 3, Iowa, Feb 09, 2019
Putouts: 3, Iowa, Feb 09, 2019

#1 VICTORIA ABRAMS' CAREER HIGHS

Hits: 1, Sam Houston State, Feb 22, 2020
Total bases: 1, Sam Houston State, Feb 22, 2020
RBI: 2, Sam Houston State, Feb 22, 2020
At bats: 1, 2 times
Innings pitched: 1.0, 2 times
Strikeouts: 1, Florida A&M, Feb 09, 2020
Batters faced: 4, Sam Houston State, Feb 22, 2020
Field chances: 1, Florida A&M, Feb 09, 2020
Assists: 1, Florida A&M, Feb 09, 2020

#2 ALI KILPONEN'S CAREER HIGHS

Innings pitched: 7.0, 5 times
Walks allowed: 5, Illinois State, Mar 02, 2019
Strikeouts: 15, Campbell, Mar 07, 2020
Batters faced: 31, Texas, Mar 06, 2021
Field chances: 4, Liberty, Feb 21, 2021
Putouts: 1, 2 times
Assists: 3, Liberty, Feb 21, 2021

#3 TAYLOR TIDWELL'S CAREER HIGHS

Hits: 2, 6 times
Doubles: 2, Florida A&M, Feb 09, 2020
Triples: 1, Florida A&M, Feb 08, 2020
Home runs: 1, 5 times
Total bases: 5, 2 times
RBI: 3, 2 times
Runs scored: 2, 2 times
Walks: 2, Belmont, Feb 21, 2020
Hit by pitch: 1, 4 times
Struck out: 2, 2 times
Sac flies: 1, Iowa, Feb 09, 2019
At bats: 3, 10 times
Stolen bases: 1, 2 times
Field chances: 8, ULL, Feb 16, 2020
Putouts: 5, ULL, Feb 16, 2020
Assists: 3, vs. Loyola Marymount, Feb 27, 2020

#4 ALIYAH ANDREWS' CAREER HIGHS

Hits: 4, 2 times
Doubles: 1, 10 times
Triples: 1, 5 times
Home runs: 1, 2 times
Total bases: 6, Auburn, Mar 09, 2018
RBI: 2, 5 times
Runs scored: 3, 9 times
Walks: 2, 5 times
Hit by pitch: 1, 4 times
Struck out: 2, 6 times
Sac flies: 1, 2 times
Sac bunts: 1, 19 times
At bats: 8, Ole Miss, Apr 06, 2018
Stolen bases: 4, Oregon State, Feb 17, 2018
Caught stealing: 1, 9 times
Field chances: 7, South Carolina, Mar 29, 2019
Putouts: 7, South Carolina, Mar 29, 2019
Assists: 1, 7 times

#6 MARIBETH GORSUCH'S CAREER HIGHS

Struck out: 2, Tennessee, Apr 23, 2017
At bats: 3, at Ole Miss, Apr 15, 2017
Innings pitched: 10.0, Illinois State, Mar 02, 2018
Walks allowed: 6, Kentucky, Apr 12, 2019
Strikeouts: 16, Belmont, Feb 22, 2020
Batters faced: 35, Illinois State, Mar 02, 2018
Field chances: 4, 2 times
Putouts: 2, vs Bethune-Cookman, Feb 23, 2017
Assists: 4, at Mizzou, Mar 30, 2018
Runners CS: 1, 4 times

#8 SAVANNAH STEWART'S CAREER HIGHS

Hits: 3, at Northwestern State, Mar 05, 2019
Doubles: 2, Alabama, May 03, 2019
Triples: 1, 4 times
Total bases: 5, South Alabama, Mar 10, 2020
RBI: 2, 4 times
Runs scored: 2, 6 times
Walks: 2, Iowa, Feb 08, 2019
Struck out: 2, 5 times
Sac flies: 1, 2 times
Sac bunts: 1, 3 times
At bats: 6, Texas Tech, May 18, 2019
Stolen bases: 1, 7 times
Caught stealing: 1, Florida A&M, Feb 09, 2020
Field chances: 8, at Northwestern State, Mar 05, 2019
Putouts: 7, Texas Tech, May 18, 2019
Assists: 1, 3 times

#11 SHELBY WICKERSHAM'S CAREER HIGHS

Innings pitched: 7.0, 7 times
Walks allowed: 4, 2 times
Strikeouts: 8, vs Colorado State, Feb 29, 2020
Batters faced: 29, Florida, Mar 18, 2019
Field chances: 4, USC Upstate, Mar 01, 2019
Putouts: 1, 4 times
Assists: 4, USC Upstate, Mar 01, 2019
Runners CS: 1, 5 times

#13 DANIECA COFFEY'S CAREER HIGHS

Hits: 2, Liberty, Feb 21, 2021
Doubles: 1, 2 times
Triples: 1, Liberty, Feb 21, 2021
Total Bases: 4, Liberty, Feb 21, 2021
RBI: 1, vs Liberty, Feb 21, 2021
Runs scored: 2, Liberty, Feb 21, 2021
Walks: 1, Liberty, Feb 21, 2021
Struck out: 2, Southern Miss, Mar 02, 2021
At Bats: 4, Southern Miss, Mar 02, 2021
Stolen Bases: 1, 2 times
Field chances: 6, Southern Miss, Mar 02, 2021
Putouts: 4, Kansas, Feb 13, 2021
Assists: 4, Southern Miss, Mar 02, 2021

#14 ANNA JONES' CAREER HIGHS

Hits: 2, Illinois State, Mar 08, 2020
Doubles: 1, vs Washington, Feb 28, 2020
Total bases: 2, 2 times
RBI: 1, 3 times
Runs scored: 1, 9 times
Walks: 1, 4 times
Struck out: 1, 5 times
Sac bunts: 1, Illinois State, Mar 07, 2020
At bats: 3, 2 times
Stolen bases: 1, Buffalo, Feb 27, 2021
Field chances: 5, vs California, Feb 28, 2020
Putouts: 4, vs California, Feb 28, 2020
Assists: 3, vs Colorado State, Feb 29, 2020

#16 TARYN ANTOINE'S CAREER HIGHS

Hits: 2, 5 times
Doubles: 1, 7 times

Triples: 1, 4 times
Total bases: 4, Bucknell, Feb 10, 2019
RBI: 3, Iowa, Feb 08, 2019; Iowa, Feb 09, 2019
Runs scored: 2, 10 times
Walks: 3, Northwestern State, Apr 17, 2018
Struck out: 4, Ole Miss, Apr 06, 2018
Sac flies: 1, 3 times
Sac bunts: 1, 5 times
At bats: 7, Ole Miss, Apr 06, 2018
Stolen bases: 2, USC Upstate, Mar 01, 2019
Caught stealing: 1, 2 times
Field chances: 4, vs Texas, Feb 15, 2019
Putouts: 3, 3 times
Assists: 1, 2 times

#17 TAYLOR PLEASANTS' CAREER HIGHS

Hits: 3, 6 times
Doubles: 1, 9 times
Triples: 1, vs. Cal, Feb 28, 2020
Home runs: 2, Liberty, Feb 21, 2021
Total bases: 10, Liberty, Feb 21, 2021
RBI: 6, Liberty, 21, 2021
Runs scored: 4, Sam Houston State, Feb 22, 2020
Walks: 5, Sam Houston State, Feb 22, 2020
Hit by pitch: 1, 2 times
Struck out: 2, 2 times
Sac flies: 2, Illinois State, Mar 08, 2020
At bats: 4, 10 times
Stolen Bases: 1, McNeese St., Feb 11, 2021
Field chances: 11, UL-Lafayette, Feb 27, 2021
Putouts: 3, 8 times
Assists: 7, 2 times

#18 KENNEDI HOUSHMANDZADEH'S CAREER HIGHS

Runs scored: 1, North Dakota, Feb 17, 2021
Struck out: 1, North Dakota, Feb 17, 2021
At bats: 1, North Dakota, Feb 17, 2021
Field chances: 1, North Dakota, Feb 17, 2021
Putouts: 1, North Dakota, Feb 17, 2021

#20 JORDYN PERKINS' CAREER HIGHS

Hits: 1, 5 times
Doubles: 1, Sam Houston State, Feb 22, 2020
Home runs: 1, 2 times
Total bases: 4, 2 times
RBI: 3, 2 times
Runs scored: 1, 5 times
Walks: 1, 6 times
Struck out: 1, 5 times
At bats: 1, 19 times
Field chances: 3, Campbell, Mar 06, 2020
Putouts: 2, Campbell, Mar 06, 2020
Assists: 1, 3 times

#21 TAYLOR EDWARDS' CAREER HIGHS

Hits: 1, Florida A&M, Feb 09, 2020
Doubles: 1, Florida A&M, Feb 09, 2020
Total bases: 2, Florida A&M, Feb 09, 2020
Runs scored: 1, Sam Houston State, Feb 22, 2020
Walks: 1, Sam Houston State, Feb 22, 2020
At bats: 1, 3 times
Innings pitched: 1.0, 4 times
Walks allowed: 2, Sam Houston State, Feb 22, 2020
Strikeouts: 1, 3 times
Batters faced: 6, Sam Houston State, Feb 22, 2020
Field chances: 1, Florida A&M, Feb 09, 2020
Assists: 1, Florida A&M, Feb 09, 2020

#22 AMANDA DOYLE'S CAREER HIGHS

Hits: 3, 10 times
Doubles: 2, 2 times
Triples: 1, Illinois St., Mar 03, 2017
Home runs: 2, 3 times

Single-Game Highs

Total bases: 9, North Dakota, Feb 17, 2021
RBI: 7, North Dakota, Feb 17, 2021
Runs scored: 3, vs Long Beach St., Feb 24, 2017
Walks: 2, 8 times
Hit by pitch: 2, Arkansas, May 06, 2018
Struck out: 3, 3 times
Sac flies: 1, 15 times
Sac bunts: 1, 2 times
At bats: 8, Ole Miss, Apr 06, 2018
Stolen bases: 1, 4 times
Caught stealing: 1, 2 times
Field chances: 26, Ole Miss, Apr 06, 2018
Putouts: 26, Ole Miss, Apr 06, 2018
Assists: 5, 4 times

#24 HAYDEN BROWN'S CAREER HIGHS

At bats: 1, 2 times
Struck out: 1, Southern Miss, Mar 02, 2021

#25 GEORGIA CLARK'S CAREER HIGHS

Hits: 2, 7 times
Doubles: 2, Sam Houston State, Feb 22, 2020
Home runs: 1, 7 times
Total bases: 6, LA Tech, Feb 19, 2020
RBI: 4, LA Tech, Feb 19, 2020
Runs scored: 2, 6 times
Walks: 3, Florida A&M, Feb 09, 2020
Hit by pitch: 1, Liberty, Feb 20, 2021
Struck out: 2, 2 times
Sac flies: 1, 4 times
At bats: 4, 4 times
Field chances: 9, 2 times
Putouts: 9, 2 times
Assists: 1, 4 times

#26 MORGAN CUMMINS' CAREER HIGHS

Hits: 3, Iowa, Feb 09, 2019
Doubles: 1, 7 times
Home runs: 1, 5 times
Total bases: 6, 2 times
RBI: 6, Sam Houston State, Feb 21, 2020
Runs scored: 2, 3 times
Walks: 1, 7 times
Hit by pitch: 2, Tennessee, Mar 13, 2021
Struck out: 2, 3 times
Sac flies: 2, Sam Houston State, Feb 22, 2020
Sac bunts: 1, Alabama, Feb 20, 2021
At bats: 4, vs Texas Tech, Feb 27, 2020
Field chances: 14, Lamar, Mar 20, 2019
Putouts: 14, Lamar, Mar 20, 2019
Assists: 2, 2 times
Runners CS: 1, 6 times

#27 SHELBI SUNSERI'S CAREER HIGHS

Hits: 3, at Georgia, Mar 23, 2019
Doubles: 1, 27 times
Triples: 1, 5 times
Home runs: 2, Tulsa, Feb 08, 2019
Total bases: 8, Tulsa, Feb 08, 2019
RBI: 4, 4 times
Runs scored: 2, 10 times
Walks: 3, 4 times
Hit by pitch: 1, 10 times
Struck out: 3, 3 times
Sac flies: 1, 9 times
Sac bunts: 1, 3 times
At bats: 6, Ole Miss, Apr 06, 2018
Caught Stealing: 1, vs. Cal, Feb 28, 2020
Innings pitched: 13.0, Texas Tech, May 18, 2019
Walks allowed: 6, Florida, Mar 16, 2019
Strikeouts: 10, Memphis, Feb 22, 2019
Batters faced: 53, Texas Tech, May 18, 2019
Field chances: 4, Kentucky, Apr 14, 2019
Putouts: 1, 4 times
Assists: 4, Kentucky, Apr 14, 2019
Runners CS: 1, 3 times

#37 MORGANSMITH'S CAREER HIGHS

Hits: 1, North Dakota, Feb 17, 2021
Total Bases: 1, North Dakota, Feb 17, 2021
RBI: 2, North Dakota, Feb 17, 2021
Runs Scored: 3, North Dakota, Feb 17, 2021
Walks: 2, North Dakota, Feb 17, 2021
Hit by pitch: 1, North Dakota, Feb 17, 2021
Struck out: 1, UL-Lafayette, Feb 27, 2021
At bats: 2, 2 times
Innings Pitched: 7.0, Buffalo, Feb 27, 2021
Strikeouts: 3, North Dakota, Feb 17, 2021
Batters faced: 24, Buffalo, Feb 27, 2021
Field Chances: 4, Buffaol, Feb 27, 2021
Assists: 4, Buffaol, Feb 27, 2021

#44 ALI NEWLAND'S CAREER HIGHS

Hits: 1, 4 times
Homeruns: 1, 3 times
Total Bases: 4, 3 times
RBI: 4, North Dakota, Feb 17, 2021
Runs Scored: 1, 4 times
Walks: 1, 3 times
Hit by pitch: 1, Southern Miss, Mar 02, 2021
Struck out: 1, Oklahoma State, Feb 26, 2021
At bats: 3, Texas, 05, 2021
Field chances: 2, Southern Miss, Mar 02, 2021
Putouts: 2, Southern Miss, Mar 02, 2021

#47 CAIT CALLAND'S CAREER HIGHS

Hits: 2, Florida A&M, Feb 09, 2020
Triples: 1, Florida A&M, Feb 09, 2020
Homeruns: 1, Texas, Mar 06, 2021
Total bases: 4, Florida A&M, Feb 09, 2020
RBI: 2, Campbell, Mar 07, 2020
Runs scored: 3, Florida A&M, Feb 09, 2020
Walks: 2, Belmont, Feb 22, 2020
Hit by pitch: 1, Belmont, Feb 22, 2020
Struck out: 1, 5 times
At bats: 3, 2 times
Stolen bases: 1, 2 times
Field chances: 16, 2 times
Putouts: 16, 2 times
Assists: 1, 4 times

#55 RAELEEN GUTIERREZ'S CAREER HIGHS

Hits: 2, Florida A&M, Feb 08, 2020
Doubles: 1, 3 times
Total bases: 2, 4 times
RBI: 3, Campbell, Mar 06, 2020
Runs scored: 2, North Dakota, Feb 17, 2021
Walks: 1, Campbell, Mar 06, 2020
Struck out: 1, 3 times
At bats: 3, 6 times
Stolen bases: 1, Southern Miss, Mar 02, 2021
Caught stealing: 1, North Dakota, Feb 16, 2020
Field chances: 9, Oklahoma State, Feb 26, 2021
Putouts: 9, Oklahoma State, Feb 26, 2021
Assists: 1, UL-Lafayette, Feb 27, 2021

#84 KARRINGTON HOUSHMANDZADEH'S CAREER HIGHS

Hits: 1, 4 times
Triples: 1, Florida A&M, Feb 09, 2020
Total bases: 3, Florida A&M, Feb 09, 2020
RBI: 3, Florida A&M, Feb 09, 2020
Runs scored: 1, 16 times
Struck out: 1, at Georgia, Mar 23, 2019
At bats: 3, Belmont, Feb 22, 2020
Stolen bases: 1, 4 times
Field chances: 2, North Dakota, Feb 17, 2021
Putouts: 1, 4 times

#88 CIARA BRIGGS' CAREER HIGHS

Hits: 3, Samford, Feb 14, 2020
Doubles: 1, 8 times
Triples: 1, 3 times
Home Runs: 1, 2 times
Total bases: 5, 2 times
RBI: 3, McNeese St., Feb 11, 2021
Runs scored: 3, Illinois State, Mar 08, 2020
Walks: 3, Oklahoma State, Feb 26, 2021
Hit by pitch: 1, Belmont, Feb 22, 2020
Struck out: 2, 6 times
Sac bunts: 1, 5 times
At bats: 4, 2 times
Stolen bases: 3, Illinois State, Mar 08, 2020
Field chances: 4, 2 times
Putouts: 4, vs California, Feb 28, 2020
Assists: 2, vs Alabama, Feb 20, 2021

2021 TV/Radio Chart



00
Akiya Thymes
Outfield
5-1 · R Sr.-5Y · L/R
Brusly, La.



1
Victoria Abrams
Utility/Pitcher
5-9 · Fr.-1Y · R/R
Columbia, La.



2
Ali Kiloponen
Pitcher
6-0 · So.-2Y · R/R
Highlands Ranch, Colo.



3
Taylor Tidwell
Infielder
5-11 · So.-2Y · R/R
Gonzales, La.



4
Aliyah Andrews
Outfield
5-7 · Sr.-4Y · L/R
Oldsmar, Fla.



6
Maribeth Gorsuch
Pitcher
5-10 · Sr.-4Y · R/R
Lewisville, Texas



8
Savannah Stewart
Outfielder
5-8 · So.-2Y · L/R
Marietta, Ga.



10
Emilee Casanova
Pitcher
6-2 · Fr.-HS · R/R
Amite, La.



11
Shelby Wickersham
Pitcher
5-10 · So.-2Y · R/R
Metairie, La.



13
Danieca Coffey
Infield
5-6 · Fr.-HS · L/R
Richwood, Texas



14
Anna Jones
Outfield
5-5 · Fr.-1Y · L/R
Deer Park, Texas



16
Taryn Antoine
Outfield
5-3 · Jr.-3Y · L/R
Alexandria, La.



17
Taylor Pleasants
Infield
6-0 · Fr.-1Y · L/R
Houston, Texas.



18
Kennedy Houshmandzadeh
Infield
5-4 · Fr.-HS · R/R
Cerritos, Calif.



20
Jordyn Perkins
Utility
5-3 · So.-2Y · R/R
Metairie, La.




21
Taylor Edwards
Pitcher
5-8 · Fr.-1Y · R/R
Marrero, La.




22
Amanda Doyle
Infielder
5-8 · Sr.-4Y · R/R
Santa Clarita, Calif.




24
Hayden Brown
Catcher
5-10 · Fr.-HS · R/R
Colleyville, Texas



25
Georgia Clark
Infielder
5-9 · So.-2Y · R/R
Houston, Texas




26
Morgan Cummins
Catcher
5-8 · So.-2Y · R/R
Sarasota, Fla.



27
Shelbi Sunseri
Pitcher/Utility
5-10 · Jr.-3Y · R/R
Santa Fe, Texas



37
Morgan Smith
Pitcher
5-10 · Fr.-HS · R/R
Phoenix, Ariz.




44
Ali Newland
Outfield
5-4 · Fr.-HS · L/R
Bremen, Ga.



47
Cait Calland
Catcher
5-3 · Fr.-1Y · L/R
Katy, Texas




55
Raeleen Gutierrez
Infield
5-10 · Fr.-1Y · L/L
Upland, Calif.



84
Karrington Houshmandzadeh
Outfield
5-9 · So.-2Y · L/R
Cerritos, Calif.



88
Ciara Briggs
Outfield
5-5 · Fr.-1Y · L/R
Yorba Linda, Calif.



99
Presleigh Pilon
Infield
5-8 · Fr.-HS · L/R
Murrieta, Calif.



Beth Torina
Head Coach
10th Season