

#LSU

@LSUsoftball

@BethTorina

/LSUsoftball

@LSUsoftball

# LSU 2021 SOFTBALL

**SEC CHAMPIONS**  
1999 • 2000 • 2001 • 2002 • 2004  
**SEC TOURNAMENT CHAMPIONS**  
1999 • 2001 • 2002 • 2004 • 2007  
**WCWS APPEARANCES**  
2001 • 2004 • 2012  
2015 • 2016 • 2017

## 2021 SCHEDULE/RESULTS

Date	Opponent	TV/Stream	Time (CT)	Result
<b>FEBRUARY (10-5)</b>				
11	McNeese St.!	SECN+	W, 8-0 (6)	
12	#25 Duke!	SECN+	L, 8-4	
13	Kansas!	SECN	W, 5-3	
17	North Dakota		W, 19-3 (5)	
20	vs. Liberty\$		W, 4-3	
20	at Alabama\$	SECN+	L, 5-2	
21	vs. Liberty\$		W, 8-5	
21	at Alabama\$	SECN+	L, 13-5 (5)	
23	Central Arkansas	SECN+	W, 3-0	
23	Central Arkansas	SECN+	W, 2-0	
25	at ULL%	ESPN+	W, 4-0	
26	Oklahoma St.%	SECN+	L, 1-0	
26	Oklahoma St.%	SECN+	L, 3-1	
27	ULL%	SECN+	W, 3-2	
27	Buffalo%	SECN+	W, 7-1	
<b>MARCH (0-0)</b>				
2	Southern Miss	SECN+	6 p.m.	
5	Texas	SECN+	6 p.m.	
6	Texas	SECN+	3 p.m.	
6	Texas	SECN+	5:30 p.m.	
12	at Tennessee*	SECN+	5 p.m.	
13	at Tennessee*	SECN	12 p.m.	
14	at Tennessee*	SECN+	12 p.m.	
16	at Southeastern La.	ESPN+	6 p.m.	
20	Texas A&M*	SECN+	TBA	
21	Texas A&M*	SECN	5 p.m.	
22	Texas A&M*	SECN	6 p.m.	
24	at South Alabama	ESPN+	6:30 p.m.	
26	at Florida*	SECN+	5 p.m.	
27	at Florida*	ESPN	4 p.m.	
28	at Florida*	SECN+	10 a.m.	
30	ULM	SECN+	6 p.m.	
<b>APRIL (0-0)</b>				
1	Ole Miss*	SECN+	TBA	
2	Ole Miss*	SECN+	TBA	
3	Ole Miss*	SECN+	TBA	
6	Louisiana Tech	SECN+	5 p.m.	
9	at Missouri*	SECN+	6:30 p.m.	
10	at Missouri*	SECN+	2 p.m.	
11	at Missouri*	ESPNU	1 p.m.	
13	at McNeese St.	CST	6:30 p.m.	
16	at NC State	ACCNX	6 p.m.	
17	at NC State	ACCNX	4 p.m.	
17	at NC State	ACCNX	6:30 p.m.	
23	at Kentucky*	SECN+	5 p.m.	
24	at Kentucky*	ESPN2	3 p.m.	
25	at Kentucky*	ESPN2	11 a.m.	
<b>MAY (0-0)</b>				
1	Arkansas*	ESPNU	6 p.m.	
2	Arkansas*	SECN	5 p.m.	
3	Arkansas*	SECN	6 p.m.	
7	Auburn*	ESPNU	5:30 p.m.	
8	Auburn*	SECN+	TBA	
9	Auburn*	SECN+	TBA	
12-15	SEC Tournament	SECN	TBA	
21-23	NCAA Regionals		TBA	
27-30	NCAA Super Regional		TBA	
<b>JUNE (0-0)</b>				
3-9	Women's College World Series		TBA	

All times are central and subject to change. Home games are bolded and played at Tiger Park. ! - Tiger Classic [Baton Rouge, La.]; % - LSU Invitational [Baton Rouge, La.]; @ - Purple & Gold Challenge [Baton Rouge, La.]; \$ - Bama Bash [Tuscaloosa, Ala.]; \* - SEC Contest; SECN - SEC Network; SECN+ - SEC Network+; CST - Cox Sports

Make it Count

## NO. 11/13 LSU (10-5) IN MIDWEEK MATCHUP

### BREAKDOWN

LSU

**2021 Record** 10-5  
**Head Coach** Beth Torina  
**LSU Record** 391-163 (10th Season)  
**Overall Record** 520-274 (14th Season)

### Southern Miss



**2021 Record** 11-4  
**Head Coach** Brian Levin  
**USM Record/Years** 25-12 (2nd Season)  
LSU leads all-time series 24-5

### FAST FACTS

- The No. 11/13 Tigers are coming off a 3-2 weekend and will play host to Southern Miss Tuesday at 6 p.m. in Tiger Park.
- The Tigers return 21 players from last year's squad, who went 21-3.
- Head coach Beth Torina is in her 10th season at the helm of LSU softball and has coached the Tigers to four Women's College World Series appearances.
- Under Torina, the Tigers are averaging 45 wins per season. Torina currently has a total of 391 wins at LSU, just 9 wins away from 400 as a Tiger. She earned her 500th career victory February 21, 2020 with a no-hitter against Sam Houston State, thrown by Shelby Wickersham.
- The Tigers return their entire pitching staff who led the nation last season at 0.95. Shelby Wickersham was second in the nation at 0.40. Ali Kilponen, Shelbi Sunseri and Maribeth Gorsuch all had ERAs in the Top 35.
- Aliyah Andrews, Shelbi Sunseri, Shelby Wickersham and Ali Kilponen all earned a spot on the Preseason All-SEC Team. Andrews was also named to the Top 50 USA Softball Watch List.
- Eight states are represented on the roster this season: Louisiana (8), Texas (8), California (6), Georgia (2), Florida (2), Colorado (1), Arizona (1), Tennessee (1).
- The Tigers went 3-2 over last weekend, claiming big wins over No. 9 ULL on the road and at home. The Tigers also defeated Buffalo in the final game of the LSU Invitational.
- Aliyah Andrews was huge for the Tigers over the weekend, hitting .591 on the week. At ULL, she was 3-for-4 and score what ended up being the game-winner. She also went 4-for-4 against Buffalo which was the first time a Tiger had four hits in a game since Emily Griggs in 2018. She was 4-for-4 in stolen bases. Her performance last week earned her SEC Player of the Week.
- On the year, Andrews is hitting .396 with a .442 on-base percentage. She is 10-for-11 in stolen bases and has scored 13 runs in 15 games. She leads the Tigers in hits at 19, which is eighth in the SEC. He 10 stolen bases is ranked first among the league.
- After six more stolen bases last week, Andrews now has 128 in her career which is 28 away from being the all-time leader. Dee Douglas is the current leader with 155 (1998-2001).
- Maribeth Gorsuch got it done in the circle this weekend, claiming two wins, including a complete-game shutout over in-state rival No. 9 ULL last Thursday. She tallied four strikeouts in seven innings and allowed just two hits. Her second win came against ULL again in Tiger Park Saturday. She came in relief and earned the victory, striking out one.
- Ali Kilponen came in for the save against ULL on Saturday. She seventh with one out. She got the Cajuns on a fielder's choice and then struck out the next batter looking. She leads the Tigers with 25 strikeouts in 19 innings. Her season-high was 14 strikeouts against Central Arkansas last Tuesday.
- Ciara Briggs scored the game-winning run against ULL on Saturday. She laid down a bunt but the Ragin' Cajuns overthrew first and Briggs came all the way around for the Tigers to take a 3-2 lead. Briggs leads the team in batting average at .410. She is 16-for-39 with five doubles, two triples, two home runs and six RBI. She has walked seven times on the year.
- Five true freshmen have seen action in the first 15 games of the season. Danieca Coffey has played in 10 games and is hitting .389 for the year (7-for-18). Ali Newland, who hit a grand slam in her first collegiate at-bat against North Dakota, has seen action in seven games. Morgan Smith saw her first action and win in the circle against North Dakota, earning the win, and earned her second win over Buffalo last Saturday. She has also seen action in right field and at the plate. Kennedy Houshmandzadeh and Hayden Brown have also seen action.
- The Tigers have hit 20 home runs on the year, averaging 1.33 per game. Amanda Doyle leads the Tigers with six on the year. Taylor Pleasants has four.

## 2021 Quick Facts

### SOFTBALL STAFF

Head Coach	Beth Torina
Alma Mater, Year	Florida, 2000
Record at LSU (Seasons)	391-163
Career Record (Seasons)	520-274
Year at LSU	10th Season
Year in Career	14th Season
Assistant Coach	Howard Dobson
Alma Mater, Year	McNeese State, 1997
Year at LSU	10th Season
Assistant Coach	Lindsay Leftwich
Alma Mater, Year	Northwestern State, 2005
Year at LSU	10th Season
Volunteer Coach	Sandra Simmons
Alma Mater, Year	LSU, 2016
Year at LSU	3rd Season
Director of Operations	Quinlan Duhon
Alma Mater, Year	LSU, 2008
Year at LSU	12th Season

### TEAM INFORMATION

2020 Overall Record	21-3
2020 SEC Record (Finish)	N/A
2020 SEC Tournament Finish	N/A
2020 Postseason	N/A
2020 Final Ranking (NFCA/USA Softball)	5/5
Players Returning/Lost	21/2
Starters Returning/Lost	10/0
Pitchers Returning/Lost	6/0
Newcomers	8

### PROGRAM HISTORY

All-Time Record	1179-413-1 (.741)
All-Time SEC Record	424-196-1 (.684)
SEC Western Division Titles	9
Seasons	1997-2002, 2004, 2007, 2013
SEC Regular Season Titles	5
Seasons	1999, 2000, 2001, 2002, 2004
All-Time SEC Tournament Record	44-23 (.657)
SEC Tournament Titles	5
Seasons	1999, 2001, 2002, 2004, 2007
NCAA Tournament Record	77-49 (.611)
NCAA Tournament Appearances	21
Seasons	1998-2004, 2006-2019
Women's College World Series Appearances	6
Seasons	2001, 2004, 2012, 2015, 2016, 2017

### UNIVERSITY

Location	Baton Rouge, La.
Founded	1860
Enrollment	31,414
Nickname	Tigers or Fighting Tigers
Colors	Purple (PMS 268) & Gold (PMS 123)
Mascot	Mike (Bengal tiger)
Conference	Southeastern
President & Chancellor	Dr. F. King Alexander
NCAA Faculty Representative	Dr. Lori Martin

### ATHLETICS DEPARTMENT

Director of Athletics	Scott Woodward
Chief of Staff	Andrea Tepe
Executive Deputy AD/Executive Director of External Relations	Verge Ausberry
Executive Deputy AD/COO	Stephanie Rempe
Sr. Assoc. AD/Compliance & Planning	Bo Bahnsen
Sr. Assoc. AD/CFO	Mark Ewing
Sr. Assoc. AD/Athletics Facility Management	Dan Gaston
Sr. Assoc. AD/Health and Wellness	Shelly Mullenix
Sr. Assoc. AD/Student Services & SWA	Miriam Segar
Assoc. AD/Administration	John Daniel
Faculty Athletics Representative	Dr. Lori Martin
Associate AD/Ticket Sales & Operations	Brian Broussard
Associate AD/Business Office	Neal Lamonica
Associate AD/Business Office	Matthew LaBorde
Associate AD/Compliance	Matt Jakoubek

Assistant AD/Compliance	Blair Napolitano
Assistant AD/Marketing	Dave Haskins

### COMMUNICATIONS

Associate AD/Communications	Michael Bonnette
Sr. Assoc. Comm. Director	Bill Franques
Sr. Assoc. Comm. Director	Kent Lowe
Associate Comm. Director	Judy Willson
Asst. Comm. Director	Chelsey Chamberlain
Asst. Comm. Director	Aaron Hyder
Executive Director of Creative Content	Emily Dixon
Assoc. Director of Creative & Digital Content	Brandon Berrio
Coordinator of Digital & Creative Content	Matt Tornquist
Chamberlain's Email Address	cchamberlain@lsu.edu
Chamberlain's Office Phone	(225) 578-8204
Chamberlain's Cell Phone	(225) 317-5450
Administrative Specialist	Pam LeBlanc

### CREATIVE SERVICES

Executive Director	Jason Feirman
Graphic Design Coordinator	Stephanie Lyles
Graphic Design Coordinator	Lindsey Thompson
Graphic Design Coordinator	Madison Leavelle
Photography Manager	Chris Parent
Photographer Coordinator	Gus Stark

### LSU SPORTS PRODUCTIONS

Director of Media Productions	David Landry
Production Coordinator	Lee Scioneaux
Production Specialist	Rafa Amaya
Production Specialist	Sheldon Lee
Director of Broadcasting	Chris Blair
Softball Radio Play-by-Play	Patrick Wright
Network Phone Number	(225) 578-1882
Director of Digital Media	Todd Politz
Website	LSUsports.net

### SPORTS INFORMATION

LSU Assistant Communications Director Chelsey Chamberlain handles the media relations duties for the Tiger softball team. Chamberlain can be reached on her cell at (225) 317-5450 or at her office (225) 578-8204 or by e-mail at cchamberlain@lsu.edu.

### PRACTICE TIMES/INTERVIEWS

LSU practices at Tiger Park and generally begins around 2 p.m. Members of the media who wish to cover practice should contact SID Chelsey Chamberlain for changes to practice times.

Office and phone interviews may be arranged on special occasions. All interview requests must be made at least 24 hours in advance with Chamberlain.

### WWW.LSUSPORTS.NET

Information about the Tiger softball team, including player bios, game recaps and notes packets are available online at the Official Website of LSU Athletics, [www.LSUsports.net](http://www.LSUsports.net).

LSU softball games that are broadcast on the radio also can be heard on [LSUsports.net](http://LSUsports.net). Live statistics for all games will be carried on [LSUsports.net](http://LSUsports.net).

# 2021 Roster

## NUMERICAL

NO.	NAME	POS.	B-T	H-T	CL.-EXP.-LETTERS	HOMETOWN (PREVIOUS SCHOOL)
00	Akiya Thymes	OF	L/R	5-1	Sr.-5Y-3L	Brusly, La. (Brusly HS)
1	Victoria Abrams	UT/P	R/R	5-9	Fr.-1Y-0L	Columbia, La. (Caldwell Parish HS)
2	Ali Kilponen	P	R/R	6-0	So.-2Y-1L	Highlands Ranch, Colo. (Valor Christian HS)
3	Taylor Tidwell	INF	R/R	5-11	So.-2Y-1L	Gonzales, La. (St. Amant HS)
4	Aliyah Andrews	OF	L/R	5-7	Sr.-4Y-3L	Oldsmar, Fla. (East Lake HS)
6	Maribeth Gorsuch	P	R/R	5-10	Sr.-4Y-3L	Lewisville, Texas (Lewisville HS)
8	Savannah Stewart	OF	L/R	5-8	So.-2Y-1L	Marietta, Ga. (Hillgrove HS)
10	Emilee Casanova	P	R/R	6-2	Fr.-HS-0L	Amite, La. (Oak Forest Academy)
11	Shelby Wickersham	P	R/R	5-10	So.-2Y-1L	Metairie, La. (Mount Carmel Academy)
13	Danieca Coffey	INF	L/R	5-6	Fr.-HS-0L	Richwood, Texas (Angleton HS)
14	Anna Jones	OF	L/R	5-5	Fr.-1Y-0L	Deer Park, Texas (Lutheran South Academy)
16	Taryn Antoine	OF	L/R	5-3	Jr.-3Y-2L	Alexandria, La. (Alexandria HS)
17	Taylor Pleasants	INF	L/R	6-0	Fr.-1Y-0L	Houston, Texas (J. Frank Dobie HS)
18	Kennedi Houshmandzadeh	INF	R/R	5-4	Fr.-HS-0L	Cerritos, Calif. (Los Alamitos HS)
20	Jordyn Perkins	UTL	R/R	5-3	So.-2Y-1L	Metairie, La. (Mount Carmel Academy)
21	Taylor Edwards	P	R/R	5-8	Fr.-1Y-0L	Marrero, La. (De La Salle HS)
22	Amanda Doyle	INF	R/R	5-8	Sr.-4Y-3L	Santa Clarita, Calif. (Canyon HS)
24	Hayden Brown	C	R/R	5-10	Fr.-HS-0L	Colleyville, Texas (Keller HS)
25	Georgia Clark	INF	R/R	5-9	So.-2Y-1L	Houston, Texas (Stratford HS)
26	Morgan Cummins	C	R/R	5-8	So.-2Y-1L	Sarasota, Fla. (Lakewood Ranch HS)
27	Shelbi Sunseri	P/UTL	R/R	5-10	Jr.-3Y-2L	Santa Fe, Texas (Santa Fe HS)
37	Morgan Smith	P	R/R	5-10	Fr.-HS-0L	Phoenix, Ariz. (Pinnacle HS)
42	Emari Frazier	INF	R/R	5-6	Fr.-HS-0L	Franklin, Tenn. (Harpeth Hall)
44	Ali Newland	OF	L/R	5-4	Fr.-HS-0L	Bremen, Ga. (Bremen Hall)
47	Cait Calland	C	L/R	5-3	Fr.-1Y-0L	Katy, Texas (Katy HS)
55	Raeleen Gutierrez	UTL	L/L	5-10	Fr.-1Y-0L	Upland, Calif. (St. Lucy's Priory HS)
84	Karrington Houshmandzadeh	OF	L/R	5-9	So.-2Y-1L	Cerritos, Calif. (Los Alamitos HS)
88	Ciara Briggs	OF	L/R	5-5	Fr.-1Y-0L	Yorba Linda, Calif. (Orange Lutheran HS)
99	Presleigh Pilon	INF	L/R	5-8	Fr.-HS-0L	Murrieta, Calif. (Murrieta Mesa HS)

### California (6)

Ciara Briggs  
Amanda Doyle  
Raeleen Gutierrez  
Karrington  
Houshmandzadeh  
Kennedi  
Houshmandzadeh  
Presleigh Pilon

### Colorado (1)

Ali Kilponen

### Arizona (1)

Morgan Smith

### Texas (8)

Hayden Brown  
Cait Calland  
Georgia Clark  
Danieca Coffey  
Maribeth Gorsuch  
Anna Jones  
Taylor Pleasants  
Shelbi Sunseri

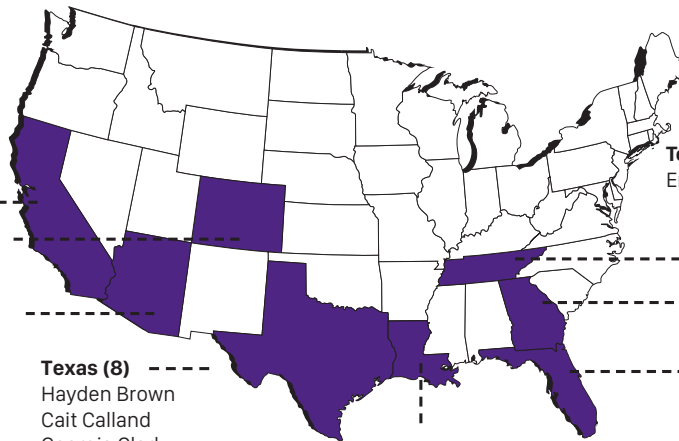
### Louisiana (8)

Victoria Abrams  
Taryn Antoine  
Emilee Casanova

Taylor Edwards  
Jordyn Perkins  
Akiya Thymes  
Taylor Tidwell

Shelby Wickersham

## TIGERS BY STATE



### Tennessee (1)

Emari Frazier

### Georgia (2)

Ali Newland  
Savannah Stewart

### Florida (2)

Aliyah Andrews  
Morgan Cummins

## PRONUNCIATION GUIDE

### Players

ALIYAH Andrews	A-LEE-Uh
Taryn ANTOINE	an-TWON
CIARA Briggs	SEE-air-uh
Cait CALLAND	CALLand
Danieca COFFEY	COFFEE
RAELEEN GUTIERREZ	RAY-LEEN GOO-TEAR-ez
Kennedi HOUSHANDZADEH	Who-sh-man-zah-duh
KARRINGTON HOUSHMANDZADEH	Care-ing-ton Who-sh-man-zah-duh
Ali KILPONEN	kill-PO-nen
Presleigh Pilon	PIE-lawn
AKIYA THYMES	A-Kai-uh Times

### Coaching Staff

Beth TORINA tohr-REE-na



**Career Record:** 520-274  
**Record at LSU:** 391-163  
**Record at FIU:** 129-111

**Head Coach – LSU**

Year	Record
2012	40-25
2013	42-16
2014	38-24
2015	52-14
2016	52-18

Year	Record
2017	48-22
2018	45-17
2019	43-19
2020	21-3
2021	10-5

**Head Coach – FIU**

Year	Record
2011	31-27
2010	38-21
2009	31-29
2008	29-34

YEARS	SCHOOL	NOTES
2012–Present	LSU Head Coach	Eight NCAA Regionals, 2012, 2015, 2016, 2017 Women’s College World Series
2008–11	Florida International University Head Coach	2010 NCAA Regionals
2003–07	University of Houston Assistant Coach	Two NCAA Regionals, 2007 Conference USA Champions
2000–02	Stetson University Assistant Coach	2001 Atlantic Sun Regular Season Champions
1997–2000	University of Florida pitcher	1998 SEC Championship Team

**TORINA VS. OPPONENTS**

Opponent	LSU	FIU	Totals	Indiana	0-1	2-0	2-1	Pittsburgh	0-0	0-3	0-3
Alabama	9-13	0-2	9-15	Iowa	2-0	0-1	2-1	Penn State	4-3	2-1	6-4
Alcorn State	1-0	0-0	1-0	Iowa State	1-0	0-0	1-0	Purdue	2-0	0-0	2-0
Arizona	4-3	0-0	4-3	Jacksonville	0-0	1-0	1-0	Providence	0-0	3-0	3-0
Arizona State	3-2	0-1	3-3	Jackson State	1-0	0-0	1-0	Quinnipiac	0-0	2-1	2-1
Arkansas	15-3	1-1	16-4	James Madison	2-1	0-0	2-1	Radford	0-0	1-0	1-0
Auburn	9-8	0-1	9-9	Kansas	2-0	0-0	2-0	Robert Morris	0-0	1-0	1-0
Ball State	1-0	0-1	1-1	Kentucky	7-12	0-1	7-13	Rutgers	0-0	0-1	0-1
Baylor	3-1	0-2	3-3	Kent St.	1-0	0-0	1-0	Samford	3-0	0-0	3-0
Belmont	2-0	0-0	2-0	Lamar	2-0	0-0	2-0	Sam Houston State	2-0	0-0	2-0
Bethune-Cookman	2-0	3-0	5-0	Liberty	2-0	0-0	2-0	San Diego State	1-0	0-0	1-0
Bradley	0-0	0-1	0-1	Longwood	2-0	0-0	2-0	San Jose State	1-0	0-1	1-1
Boston College	0-0	1-0	1-0	Long Beach State	2-0	1-0	3-0	Stephen F. Austin	4-0	0-0	4-0
Boston University	1-0	1-1	2-1	Long Island	1-0	3-0	4-0	St. John’s	0-0	0-1	0-1
Bucknell	2-0	0-0	2-0	Louisiana-Lafayette	6-5	4-11	10-16	St. Joseph’s	0-0	0-1	0-1
Buffalo	1-0	0-0	1-0	Louisiana-Monroe	6-0	10-4	16-4	South Alabama	8-2	6-7	14-9
BYU	3-0	0-0	3-0	Louisiana Tech	7-0	0-0	7-0	South Carolina	13-5	0-0	13-5
Campbell	2-0	0-0	2-0	Louisville	1-1	0-1	1-2	South Florida	1-0	0-0	1-0
California	1-2	0-0	1-2	Loyola Marymount	0-1	1-0	1-1	Southeast Missouri	1-0	0-0	1-0
Cal State Fullerton	2-0	0-1	2-1	Massachusetts	1-0	0-2	1-2	Southeastern Louisiana	5-0	0-0	5-0
Cal State Northridge	2-0	0-0	2-0	McNeese State	13-1	0-0	13-1	Southern Illinois	0-0	1-0	1-0
Central Arkansas	8-0	0-0	8-0	Memphis	4-0	1-0	5-0	Southern Utah	1-0	0-0	1-0
Central Connecticut State	2-0	0-0	2-0	Michigan	3-3	0-0	3-3	SIUE	1-0	0-0	1-0
Colorado State	1-0	0-0	1-0	Michigan State	0-0	2-1	2-1	Southern Miss	4-0	0-0	4-0
Columbia	0-0	1-0	1-0	Middle Tennessee	0-0	12-2	12-2	Stanford	1-1	0-0	1-1
Connecticut	1-0	2-0	3-0	Minnesota	0-4	0-0	0-4	Stetson	0-0	4-1	4-1
Creighton	0-0	0-1	0-1	Mississippi State	14-5	0-0	14-5	Syracuse	1-0	1-0	2-0
DePaul	0-1	0-1	0-2	Mississippi Valley State	2-0	0-0	2-0	Temple	0-0	1-0	1-0
Drake	0-0	0-1	0-1	Missouri	10-7	0-3	10-10	Tennessee	7-12	0-0	7-12
Duke	0-1	0-0	0-1	Monmouth	1-0	0-0	1-0	Tennessee State	1-0	0-0	1-0
East Tennessee State	0-0	0-1	0-1	Murray State	1-0	0-0	1-0	Tennessee Tech	2-0	2-0	2-0
Eastern Illinois	1-0	2-0	3-0	Nebraska	2-0	0-0	2-0	Texas	1-1	0-0	1-1
Eastern Michigan	0-0	1-0	1-0	Nevada	1-0	0-1	1-1	Texas-Arlington	1-0	1-1	2-1
Fairfield	1-0	0-0	1-0	New Mexico	0-0	0-2	0-2	Texas A&M-CC	0-0	1-0	1-0
Florida	7-14	1-4	8-18	New Mexico State	1-0	0-0	1-0	Texas A&M	12-6	0-0	12-6
Florida A&M	2-0	0-0	2-0	Nicholls	9-0	0-0	9-0	Texas State	1-0	0-0	1-0
Florida Atlantic	5-0	7-5	12-5	Northwestern	2-0	0-0	2-0	Texas Southern	1-0	0-0	1-0
Florida Gulf Coast	0-0	7-3	7-3	Northwestern State	7-0	0-0	7-0	Texas Tech	5-1	0-0	5-1
Florida State	5-4	0-2	5-6	North Carolina	1-1	0-2	1-3	Troy	4-0	6-7	10-7
Fordham	1-0	0-2	1-2	North Carolina State	2-0	1-0	3-0	Tulsa	3-1	0-0	3-1
Fresno State	1-0	0-0	1-0	North Dakota	2-0	0-0	2-0	UCF	1-0	2-2	3-2
George Washington	2-0	3-0	5-0	North Dakota State	1-1	0-0	1-1	UCLA	2-3	0-1	2-4
Georgetown	0-0	1-0	1-0	North Florida	1-0	4-0	5-0	UC Santa Barbara	1-0	0-0	1-0
Georgia	12-7	0-1	12-8	North Texas	0-0	8-6	8-6	UNLV	1-0	0-0	1-0
Georgia Southern	4-0	0-0	4-0	Notre Dame	2-0	0-0	2-0	USC Upstate	1-0	0-0	1-0
Georgia Tech	1-0	2-0	3-0	Ohio State	3-0	1-2	4-2	Utah	0-1	0-0	0-1
Hampton	1-0	0-0	1-0	Oklahoma	2-5	0-0	2-5	Utah State	1-0	0-0	1-0
Harvard	0-1	1-2	1-3	Oklahoma State	7-3	0-0	7-3	Virginia	2-0	0-0	2-0
Hofstra	3-1	0-0	3-1	Ole Miss	12-6	0-0	12-6	Virginia Tech	0-0	0-1	0-1
Houston	1-0	0-0	1-0	Omaha	1-0	0-0	1-0	Washington	3-2	0-0	3-2
Illinois	1-0	0-3	1-3	Oregon	0-5	0-0	0-5	Western Kentucky	1-0	7-5	8-5
Illinois-Chicago	1-0	1-0	2-0	Oregon State	2-0	1-1	3-1	Western Michigan	0-0	1-0	1-0
Illinois State	7-0	1-1	8-1	Pacific	2-1	0-0	2-1	Wichita State	1-0	0-0	1-0



## LSU's Record When....

WIN-LOSS SUMMARY	2021	OVERALL
<b>Overall</b>	10-5	1,179-413-1
<b>Non-Conference</b>	10-5	699-178
<b>SEC</b>	0-0	424-196-1
<b>SEC Tournament</b>	0-0	44-23
<b>NCAA Tournament</b>	0-0	78-47
<b>Home</b>	7-3	688-129-1
<b>Away</b>	1-2	277-163
<b>Neutral</b>	2-0	190-92
<b>vs. Top 10</b>	2-4	99-157
<b>vs. Top 25</b>	0-1	252-261-1
<b>Louisiana Teams</b>	3-0	188-16
<b>Day Games</b>	6-3	794-286-1
<b>Night Games</b>	4-2	322-99
<b>February</b>	10-5	322-76
<b>March</b>	0-0	343-99
<b>April</b>	0-0	303-100-1
<b>May</b>	0-0	160-103
<b>Sunday</b>	1-1	224-97-1
<b>Monday</b>	0-0	9-3
<b>Tuesday</b>	2-0	84-8
<b>Wednesday</b>	1-0	133-20
<b>Thursday</b>	2-0	63-14
<b>Friday</b>	0-3	237-96
<b>Saturday</b>	4-1	386-145
<b>RHP Starter</b>	10-4	1029-83-1
<b>LHP Starter</b>	1-1	106-45
<b>Shutouts</b>	4-1	485-131
<b>Run-rule Games</b>	2-1	287-29
<b>Extra-inning Games</b>	0-0	80-45
<b>One-run Games</b>	2-1	245-131
<b>Two-run Games</b>	2-1	136-72
<b>Five-run + Games</b>	3-1	703-162
<b>Scored 0-2 Runs</b>	1-3	169-284
<b>Scored 3-5 Runs</b>	5-2	397-93-1
<b>Scored 6-9 Runs</b>	3-0	387-9
<b>Scored 10 + Runs</b>	1-0	182-1
<b>Opp. Scored 0-2 Runs</b>	6-1	934-87
<b>Opp. Scored 3-5 Runs</b>	4-2	175-155-1
<b>Opp. Scored 6-9 Runs</b>	0-1	22-119
<b>Opp. Scored 10 + Runs</b>	0-1	3-24
<b>Scored in 1st Inning</b>	6-1	523-46-1
<b>Opp. Scored in 1st Inning</b>	0-3	161-138
<b>Scored First</b>	8-1	919-103-1
<b>Opp. Scored First</b>	2-4	219-283
<b>Leading after 6 Innings</b>	7-0	718-25
<b>Trailing after 6 Innings</b>	0-4	35-282-1
<b>Tied after 6 Innings</b>	1-0	91-44
<b>Made 0 Errors</b>	5-1	542-100
<b>Made 1 + Errors</b>	5-4	563-285-1
<b>Opp. Made 0 Errors</b>	3-2	325-188
<b>Opp. Made 1 + Errors</b>	7-3	837-191-1
<b>Out-hit Opp.</b>	7-0	913-91-1
<b>Out-hit by Opp.</b>	2-5	104-253
<b>Hits are Tied</b>	1-0	79-40

## NEWS AND NOTES

### A Look at the 2020 Schedule

The schedule begins on February 11 with the annual Tiger Classic, playing host to Duke, Kansas, Central Arkansas and McNeese. Following the Tigers Classic, LSU will host two midweek matchups against Louisiana Tech and North Dakota before traveling to Tuscaloosa for the Bama Bash February 19. In that tournament, the Tigers will face Gardner-Webb, Liberty and Alabama in non-conference contests.

The second home tournament for the Tigers will take place February 25-28 and will include games against ULL, Oklahoma State and Buffalo.

To start off March, the Tigers will face Southern Miss in a midweek matchup in Tiger Park before hosting Texas for a three-game series March 5-6.

The Tigers will start out conference play on the road, heading to Tennessee in Knoxville, Tennessee March 12-14. They will return home to take on Texas A&M March 19-21 and will follow with a road trip to Florida March 26-28.

Ole Miss will make a visit to Tiger Park Easter weekend, April 2-4 before the Tigers take road trips to Missouri on April 9-11 and to Kentucky April 23-25.

LSU will play the final two weeks of the regular season at home with Arkansas on April 30-May 2 and Auburn May 7-8. An opportunity to make-up any postponed contests will be May 3-5 as a midweek doubleheader.

The 2021 SEC Softball Tournament is set for May 12-15 at Rhoads Stadium on the campus of the Alabama.

Throughout the conference portion of the season, the Tigers will have three midweek road matchups against Southeastern (March 16), South Alabama (March 24) and McNeese (April 13), and a home midweek against ULM (March 30). LSU will also play a three-game series at NC State April 16-17.

NCAA Regional dates are set for May 21-23 with Super Regionals following May 27-30. The Women's College World Series, held in Oklahoma City, will be held June 3-9.

### Four Tigers Named to Preseason All-SEC Softball Team

The Southeastern Conference announced the 2021 Preseason All-SEC Softball Team Thursday morning and the LSU Softball landed four players on the list. Aliyah Andrews, Ali Kilponen, Shelbi Sunseri and Shelby Wickersham represented the Tigers.

LSU has the most of any SEC school listed, while Alabama and Arkansas both have three student-athletes on the squad. Florida, Mississippi State and Tennessee each have two players, and Missouri has one student-athlete named to the preseason team.

The Preseason All-SEC Softball Team is voted on by the league's head coaches and consists of a minimum of 14 players. Each SEC head coach voted for five infielders, four outfielders, three pitchers, one catcher and one designated player/utility. No ties were broken.

### Andrews Named to USA Softball Top 50 Watch List

LSU senior outfielder Aliyah Andrews has been named to the 2021 USA Softball Collegiate Player of the Year Top 50 "Watch List" the organization announced Wednesday afternoon.

Andrews, a two-time All-SEC and SEC Defensive Team selection, finished the 2020 season with a .408 batting average, scoring a team-leading 24 runs. She finished the shortened season with team-leading 18 stolen bases on 19 attempts and led the team with 29 hits. Andrews goes into the 2021 season with a total of 118 stolen bases in her career and is 38 away from becoming the all-time leader.

The preseason "Watch List" includes 11 seniors, 15 juniors and five sophomores, with freshman ineligible for consideration. (Freshman can be considered for the USA Softball Collegiate Player of the Year award once they have competed at the collegiate level). Athletes named to the "Watch List" represent 28 NCAA Division I universities and 13 athletic conferences.

The Top 25 Finalists for the 2021 USA Softball Collegiate Player of the Year award will be announced April 21. While an athlete does not have to be on the "Watch List" to be considered for the Top 25, the eventual USA Softball Collegiate Player of the Year will come from the Top 25 Finalists. The Top 10 Finalists will be announced May 5 and the Top 3 announced May 19. The 2021 USA Softball Collegiate Player of the Year will be revealed June 1.

### LSU Picked Third in Preseason SEC Poll

The 2021 SEC Softball Preseason Coaches' Poll was released January 28 and the league's coaches have predicted the LSU softball team to finish second in the conference. LSU picked up two first place votes as they sit behind Alabama. Florida, Tennessee and Kentucky round out the top five of the SEC. Points for the poll were awarded on a 1-2-3-4-5-6-7-8-9-10-11-12 basis. Coaches were not allowed to vote for their own team.

### 2021 SEC Softball Preseason Coaches' Poll

(First-Place Votes in Parentheses)

#### Place, School, Points

1. Alabama (9), 138
2. LSU (2), 129
3. Florida (1), 125
4. Tennessee (1), 101
5. Kentucky, 97
6. Arkansas, 81
7. Georgia, 78
8. Missouri, 70
9. South Carolina, 68
10. Mississippi State, 43

## TIGERS IN THE POLLS

### USA Today/NFCA Coaches Poll (2/23/21)

RK	TEAM (1ST VOTES)	PTS	'20 Record	Previous
1	UCLA (32)	800	5-0	1
2	Oklahoma	760	6-0	3
3	Arizona	719	5-0	4
4	Alabama	700	8-0	5
5	Washington	665	9-1	2
6	Florida	657	8-0	6
7	Texas	590	2-0	7
8	Oregon	553	7-0	10
9	Louisiana	543	4-0	9
10	Oklahoma State	513	6-0	11
11	LSU	456	5-3	8
12	Kentucky	455	9-0	12
13	Arizona State	406	6-0	15
14	Virginia Tech	399	7-2	14
15	Florida State	341	7-3	13
16	Duke	318	8-1	18
17	Michigan	264	0-0	17
18	South Carolina	200	2-1	19
19	Georgia	173	5-2	16
20	Missouri	169	6-2	21
21	Arkansas	130	3-2	20
22	UCF	124	6-1	24
23	Baylor	87	1-1	23
24	Minnesota	73	0-0	25
25	Iowa State	56	9-1	NR

**Receiving votes:** Mississippi State (55), Stanford, (46), Utah (38), Auburn (27), Clemson (25), Oregon State (22), Tennessee (22), Texas Tech (5), James Madison (3), Liberty (2), Northwestern (2), Southern Illinois (2).

### ESPN.com/USA Softball Poll (2/23/21)

RK	TEAM (1ST VOTES)	'20 Record	Previous
1	UCLA (16)	5-0	1
2	Oklahoma (3)	6-0	2
3	Alabama	8-0	6
4	Arizona	5-0	4
5	Florida	8-0	5
6	Washington	9-1	3
7	Texas	2-0	7
8	Oklahoma State (1)	6-0	8
9	Louisiana	4-0	10
10	Oregon	7-0	11
11	Arizona State	6-0	13
12	Kentucky	9-0	12
13	LSU	5-3	9
14	Virginia Tech	7-2	15
15	Florida State	7-3	14
16	Duke	8-1	19
17	Michigan	0-0	17
18	South Carolina	2-1	20
19	Missouri	6-2	21
20	Georgia	5-2	16
21	Baylor	1-1	18
22	Minnesota	0-0	22
23	Tennessee	5-1	23
24	Arkansas	3-2	25
25	Mississippi State	3-1	24

**Receiving votes:** Auburn, UCF, Oregon State, Iowa State, Texas A&M, Stanford, Northwestern, Utah, Ohio State, Iowa

\*The Tigers have been ranked every week since the end of the 2014 season.

## NEWS AND NOTES

11. Auburn, 39
12. Texas A&M, 30
13. Ole Miss, 15

### Four Trips in Nine Years Under Torina

The LSU softball program has advanced to the Women's College World Series four times under Torina and three out of the last six seasons. LSU and UCLA were the only programs that advanced to Oklahoma for three-straight years (2015-2017).

### Softball Signs Six for 2022 Season

Head coach Beth Torina announced in the fall the signing of six during 2020 Signing Day. All will be freshman and eligible for the 2021-22 academic year.

Extra Inning Softball ranked the Tigers' class as No. 6 in the country as all signees are ranked in the Top 100 Prospect rankings.

The Tigers signed Baylea Brandon (Leander, Texas), Raelin Chaffin (Bossier City, La.), Madilyn Giglio (Metairie, La.), Kaylen Madrey (Newnan, Ga.), McKenzie Redoutey (Franklin, N.C.) and Sydney Peterson (Stockton, Calif.).

"We are extremely excited to celebrate these young women today," said Torina. "Throughout all the challenges this year, these athletes have remained committed to excellence. They have continually found ways to push themselves to improve and prepare for the day they will take the field as Tigers."

"We are very proud of the type of athletes they are, but even more so the character and strength they will bring to our program. This is a great day for the Tigers."

### Doyle Earns Degree in Fall 2020

Amanda Doyle earned her degree this fall. Doyle graduates from LSU's College of Human Sciences and Education with a degree in elementary education. She plans to work towards her master's in curriculum and instruction.



# Mike Moore Performance Center

**THE FIRST OF ITS KIND & A SOFTBALL PLAYER'S DREAM**

## "The Mike"

- The Mike Moore Performance Center, one of the top indoors facilities among college softball and the biggest indoor facility in the SEC, was added to the facility in 2020.

- The facility was named after the late Mike Moore, a longtime supporter of LSU softball. During his life, Mr. Moore was an avid and very active fan of LSU Athletics. Mr. Moore and his family were season ticket holders for multiple sports and often traveled across the country to watch the Tigers play.

- Mr. Moore tragically passed away while traveling with his wife supporting the LSU Softball team in Palm Springs, California in February of 2015. Before his passing, Mr. Moore and his family made a financial commitment to the LSU softball program for the performance center.


- This state-of-the-art facility features a full-sized infield, multiple hitting lanes and a team weight room, believed to be the first-ever exclusive weight room for a softball team in the nation.

- With a space of 14,500 square feet, 1,279 square feet is dedicated to the weight room to go along with 770 square feet on the second floor specifically for cardio equipment.

- Each hitting lane will have wired electricity which provides the staff and student-athletes the capability to set up multiple hitting machines throughout the facility. The facility is wired with a custom multi-camera system that provides a chance to immediately review film during practice.

- The building is also equipped with 517 square feet of storage space and a 240 square foot locker room area. Lighting is energy efficient with impact-resistant LED fixtures.

- A custom turf, that mirrors real grass in terms of playability and performance, was installed with LSU branding throughout the entire indoor. Graphics are placed throughout the interior of the facility that honors the history of LSU softball.



### FIRST-CLASS FACILITY

(Top left) Entrance into weight room & stairs to cardio equipment. (Top right) Cardio Room. (Bottom left) Five hitting lanes. (Bottom right) Weight & Cardio Room.

## LAST TIME A TIGER....

<b>Scored three runs in a game:</b>	Aliyah Andrews, South Alabama, 03/10/20
<b>Scored four runs in a game:</b>	Aliyah Andrews & Morgan Smith, North Dakota, 02/17/21
<b>Had four hits in a game:</b>	Aliyah Andrews, Buffalo, 02/27/21
<b>Had five hits in a game:</b>	Sahvanna Jaquish, at South Carolina, 04/19/14
<b>Had five RBIs in a game:</b>	Shemiah Sanchez, at No. 12/15 Georgia, 03/22/19
<b>Had six RBIs in a game:</b>	Taylor Pleasants, vs. Liberty, 02/21/21
<b>Had seven RBIs in a game:</b>	Amanda Doyle, North Dakota, 02/17/21
<b>Had nine RBIs in a game:</b>	Bianka Bell, at Louisiana Tech, 03/15/16
<b>Had two doubles in a game:</b>	Georgia Clark, Sam Houston St., 02/22/20
<b>Had three doubles in a game:</b>	Amanda Sanchez vs. Tulsa, 02/08/19
<b>Had two triples in a game:</b>	Constance Quinn, vs. Bethune-Cookman, 02/23/17
<b>Had two home runs in a game:</b>	Taylor Pleasants, vs. Liberty, 02/21/21
<b>Had three home runs in a game:</b>	Bianka Bell, Kellsie Kloss, at Louisiana Tech, 03/15/16
<b>Hit a grand slam:</b>	Amanda Doyle & Ali Newland, North Dakota, 02/17/21
<b>Lead off game with home run:</b>	Kirsten Shortridge, at Hawai'i, 02/07/09
<b>Lead off inning with home run:</b>	Taylor Tidwell, North Dakota, 02/16/20
<b>Hit an inside-the-park home run:</b>	Kailey McCasland, Central Arkansas, 02/13/15
<b>Hit a walk-off home run to win regulation game:</b>	Taylor Pleasants, No. 13 Oklahoma State, 02/08/20
<b>Hit a walk-off home run to win an extra inning game:</b>	Amanda Doyle, No. 13 Baylor, 03/24/18
<b>Had eight total bases in a game:</b>	Shemiah Sanchez, at Mississippi State, 04/07/19
<b>Had nine total bases in a game:</b>	Amanda Doyle, North Dakota, 02/17/21
<b>Had 10 total bases in a game:</b>	Taylor Pleasants, vs. Liberty, 02/21/21
<b>Had 13 total bases in a game:</b>	Bianka Bell, at Louisiana Tech, 03/15/16
<b>Had 14 total bases in a game:</b>	Kellsie Kloss, at Louisiana Tech, 03/15/16
<b>Drew three walks in a game:</b>	Ciara Briggs, Oklahoma State, 02/26/21
<b>Drew four walks in a game:</b>	Sahvanna Jaquish, Missouri, 04/29/17
<b>Drew five walks in a game:</b>	Taylor Pleasants, Sam Houston St., 02/22/20
<b>Drew two intentional walks in a game:</b>	Amanda Doyle, Auburn, 03/11/18
<b>Drew three intentional walks in a game:</b>	Shelbi Sunseri, USC Upstate, 03/01/19
<b>Hit by pitch twice in a game:</b>	Amber Serrett, vs. No. 7 Florida 03/17/19
<b>Struck out three times in a game:</b>	Shelbi Sunseri, at Baylor 04/27/19
<b>Struck out four times in a game:</b>	Taryn Antoine, Ole Miss, 04/06/18
<b>Struck out five times in a game:</b>	Ashley Lewis, Southern Miss, 05/20/00
<b>Had two sacrifice hits in a game:</b>	Emily Griggs, Auburn, 03/10/18
<b>Had three sacrifice hits in a game:</b>	Tara Asbill, at Alabama [Gm 1], 05/05/00
<b>Had two sacrifice flies in a game:</b>	Morgan Cummins, Sam Houston St., 02/22/20
<b>Had two stolen bases in a game:</b>	Aliyah Andrews, 02/27/21
<b>Had three stolen bases in a game:</b>	Ciara Briggs, Illinois State, 03/08/20
<b>Had four stolen bases in a game:</b>	Aliyah Andrews, Oregon State, 02/17/18
<b>Seven-inning complete-game shutout:</b>	Maribeth Gorsuch, at ULL, 02/25/21
<b>Extra-inning complete-game shutout:</b>	Maribeth Gorsuch, Illinois St. [10 IP], 03/02/18
<b>Tossed a perfect game:</b>	Maribeth Gorsuch, Belmont [7 IP], 02/22/20
<b>Tossed a no-hitter:</b>	Maribeth Gorsuch, Belmont [7 IP], 02/22/20
<b>Tossed a combined no-hitter:</b>	Kilponen, Edwards, Abrams, Florida A&M, 02/09/20
<b>Seven-inning no-hitter:</b>	Maribeth Gorsuch, Belmont, 02/22/20
<b>Seven-inning complete-game one-hitter:</b>	Allie Walljasper, vs. Florida State, 5/27/17
<b>Recorded 13 strikeouts in a game:</b>	Carley Hoover, at Tennessee, 04/14/18
<b>Recorded 14 strikeouts in a game:</b>	Ali Kilponen, Central Arkansas, 02/23/21
<b>Recorded 15 strikeouts in a game:</b>	Ali Kilponen, Campbell, 03/07/20
<b>Recorded 16 strikeouts in a game:</b>	Maribeth Gorsuch, Belmont, 02/22/20
<b>Recorded 17 strikeouts in a game:</b>	Brittany Mack, at No. 10 Missouri [Gm 1], 05/27/11
<b>Recorded 18 strikeouts in a game:</b>	Rachele Fico, vs. Syracuse, 05/20/11
<b>Recorded 19 strikeouts in a game:</b>	Britni Sneed, vs. Oklahoma, 05/26/01
<b>Recorded 22 strikeouts in a game:</b>	Rachele Fico, at Mississippi State, 03/08/13
<b>Pitched 10+ innings:</b>	Shelbi Sunseri, vs. Texas Tech, 05/18/19
<b>Pitched 11+ innings:</b>	Ashley Czechner, vs. Harvard, 02/28/14
<b>Pitched 13+ innings:</b>	Rachele Fico, at Mississippi State [14 IP], 03/08/13
<b>Pitched 19+ innings:</b>	Allie Walljasper, Ole Miss, 04/06/18
<b>Had 18 putouts:</b>	Morgan Russell, vs. Syracuse, 05/20/11
<b>Had 19 putouts:</b>	Jennifer Schuelke, vs. Oklahoma, 05/26/01
<b>Had 23 putouts:</b>	Lauren Houston, at Mississippi State, 03/08/13
<b>Had 26 putouts:</b>	Amanda Doyle, Ole Miss, 04/11/18
<b>Had six assists:</b>	Amanda Sanchez, at Baylor 04/26/19
<b>Had seven assists:</b>	Taylor Pleasants, vs. Kansas, 02/13/21
<b>Had eight assists:</b>	Bianka Bell, at Arkansas, 04/29/16
<b>Had 10 assists:</b>	Becca Schulte, Ole Miss, 04/06/18
<b>Had two errors:</b>	Taylor Pleasants, vs. No. 2 Washington, 02/28/20
<b>Had three errors:</b>	Amber Serrett, Missouri, 04/29/17

## Inning-by-Inning

SCORE BY INNINGS	1	2	3	4	5	6	7	8	9	10+	TOTALS
LSU	12	9	1	25	13	13	2	0	0	0	75
Opponents	7	13	1	12	12	1	1	0	0	0	47

## HONORS & AWARDS

### Aliyah Andrews

- Preseason All-SEC
- USA Softball Collegiate Player of the Year Top 50 Watch List

### Ali Kilponen

- Preseason All-SEC

### Shelbi Sunseri

- Preseason All-SEC
- Bama Bash All-Tournament Team

### Taylor Pleasants

- Bama Bash All-Tournament Team

### Shelbi Wickersham

- Preseason All-SEC



# 2021 Overall Stats

Record: 10-5 Home: 7-3 Away: 1-2 Neutral: 2-0 SEC: 0-0

Player	avg	gp-gs	ab	r	h	2b	3b	hr	rbi	tb	slg%	bb	hp	so	gdp	ob%	sf	sh	sb-att	po	a	e	fld%	
88 Ciara Briggs	.410	15-15	39	8	16	5	2	2	6	31	.795	7	0	6	0	.500	0	0	6-6	18	2	2	.909	
4 Aliyah Andrews	.396	15-15	48	13	19	3	0	0	2	22	.458	4	0	7	0	.442	0	2	10-11	21	1	0	1.000	
13 Danieca Coffey	.389	10-6	18	3	7	0	1	0	1	9	.500	1	0	2	0	.421	0	0	2-2	7	8	3	.833	
17 Taylor Pleasants	.318	15-15	44	8	14	4	0	4	16	30	.682	8	0	4	0	.415	1	0	1-1	22	41	3	.955	
55 Raeleen Gutierrez	.300	11-4	10	3	3	1	0	0	2	4	.400	1	0	2	0	.364	0	0	0-0	38	1	1	.975	
22 Amanda Doyle	.277	15-15	47	7	13	1	0	6	16	32	.681	3	0	3	1	.308	2	0	1-1	19	29	2	.960	
27 Shelbi Sunseri	.250	15-15	36	5	9	2	2	3	6	24	.667	8	1	7	0	.391	1	0	0-0	1	2	0	1.000	
26 Morgan Cummins	.240	11-11	25	2	6	0	0	1	3	9	.360	1	1	6	0	.286	1	1	0-0	62	2	3	.955	
3 Taylor Tidwell	.158	11-9	19	3	3	0	0	1	5	6	.316	1	2	4	0	.261	1	0	1-1	14	13	0	1.000	
25 Georgia Clark	.135	15-15	37	3	5	0	0	2	5	11	.297	5	1	7	1	.244	2	0	0-0	62	2	0	1.000	
-----																								
0 Akiya Thymes	1.000	9-0	1	5	1	0	0	0	1	1	1.000	0	0	0	0	1.000	0	0	0-0	0	0	0	.000	
14 Anna Jones	.333	7-1	3	4	1	0	0	0	0	1	.333	1	0	2	0	.500	0	0	1-1	0	0	0	.000	
44 Ali Newland	.200	7-3	10	2	2	0	0	1	4	5	.500	2	0	1	0	.333	0	0	0-0	1	0	0	1.000	
37 Morgan Smith	.200	4-3	5	4	1	0	0	0	2	1	.200	3	1	1	0	.556	0	0	0-0	0	5	0	1.000	
16 Taryn Antoine	.143	11-6	7	0	1	0	0	0	0	1	.143	0	0	1	0	.143	0	0	0-0	2	0	0	1.000	
8 Savannah Stewart	.000	5-4	9	2	0	0	0	0	0	0	.000	1	0	3	0	.100	0	0	0-0	1	0	0	1.000	
47 Cait Calland	.000	4-4	5	1	0	0	0	0	0	0	.000	1	0	1	0	.167	0	0	0-0	23	2	1	.962	
20 Jordyn Perkins	.000	4-0	2	0	0	0	0	0	1	0	.000	2	0	0	0	.500	0	0	0-0	0	0	0	.000	
18 Ke. Houshmandzadeh	.000	3-0	1	1	0	0	0	0	0	0	.000	0	0	1	0	.000	0	0	0-0	1	0	0	1.000	
84 Ka. Houshmandzadeh	.000	3-0	1	1	0	0	0	0	0	0	.000	0	0	0	0	.000	0	0	0-0	1	0	1	.500	
24 Hayden Brown	.000	1-0	1	0	0	0	0	0	0	0	.000	0	0	0	0	.000	0	0	0-0	0	0	0	.000	
11 Shelby Wickersham	.000	5-3	0	0	0	0	0	0	0	0	.000	0	0	0	0	.000	0	0	0-0	1	2	0	1.000	
6 Maribeth Gorsuch	.000	5-3	0	0	0	0	0	0	0	0	.000	0	0	0	0	.000	0	0	0-0	1	3	1	.800	
2 Ali Kilponen	.000	6-3	0	0	0	0	0	0	0	0	.000	0	0	0	0	.000	0	0	0-0	1	7	1	.889	
Totals	.274	15	368	75	101	16	5	20	70	187	.508	49	6	58	2	.362	8	3	22-23	296	120	18	.959	
Opponents	.230	15	387	47	89	13	1	7	38	125	.323	28	6	81	2	.291	2	3	8-9	278	84	10	.973	

LOB - Team (81), Opp (83). DPs turned - Team (4), Opp (3).

## (All games Sorted by Earned run avg)

Player	era	w-l	app	gs	cg	sho	sv	ip	h	r	er	bb	so	2b	3b	hr	b/avg	wp	hp	bk	sfa	sha
27 Shelbi Sunseri	1.01	3-2	6	4	2	1/0	0	27.2	26	8	4	6	21	2	0	0	.230	1	2	0	1	1
2 Ali Kilponen	1.47	1-2	6	3	1	1/0	1	19.0	15	13	4	2	25	4	1	1	.197	1	1	0	1	0
37 Morgan Smith	1.75	2-0	3	2	2	0/0	0	12.0	10	4	3	0	6	2	0	1	.213	1	1	0	0	0
6 Maribeth Gorsuch	3.50	2-0	5	3	1	1/0	0	20.0	19	10	10	9	11	2	0	4	.247	1	0	0	0	1
11 Shelby Wickersham	4.20	2-1	5	3	1	1/0	0	20.0	19	12	12	11	18	3	0	1	.257	2	2	0	0	1
Totals	2.34	10-5	15	15	7	4/0	1	98.2	89	47	33	28	81	13	1	7	.230	6	6	0	2	3
Opponents	5.06	5-10	15	15	10	1/0	0	92.2	101	75	67	49	58	16	5	20	.274	8	6	0	8	3

PB - Team (3), Cummins 3. Pickoffs - Team (1), Cummins 1. SBA/ATT - Cummins (6-7), Wickersham (2-3), Sunseri (3-3), Kilponen (3-3), Calland (2-2).

## 2021 Team Game-by-Game

### 2021 LSU Softball Team Game-by-Game for LSU (as of Mar 01, 2021) Batting (All games)

Date	Opponent	ab	r	h	rbi	2b	3b	hr	tb	bb	ibb	sb	cs	hbp	sac	sf	gdp	k	po	a	e	lob	avg
Feb 11	MCNEESE ST.	27	8	11	7	0	1	4	25	4	0	1	0	1	0	0	1	2	18	3	0	7	.407
Feb 12	DUKE	24	4	3	4	0	0	2	9	2	0	0	0	0	0	0	0	8	21	8	3	1	.275
Feb 13	KANSAS	25	5	8	5	1	0	3	18	3	0	3	0	0	1	1	0	4	21	10	1	7	.289
Feb 17	NORTH DAKOTA	23	19	10	18	2	0	3	21	12	0	5	0	2	0	0	0	4	15	4	3	6	.323
Feb 20	vs Liberty	23	4	8	4	2	0	0	10	4	0	1	0	1	0	2	0	3	21	9	0	8	.328
Feb 20	at Alabama	27	2	6	1	0	0	0	6	1	0	1	0	0	1	0	0	2	18	13	4	6	.309
Feb 21	vs Liberty	31	8	11	8	2	1	3	24	3	0	2	0	0	0	0	0	3	21	10	3	5	.317
Feb 21	at Alabama	19	5	4	5	1	0	2	11	0	0	0	0	1	0	1	0	5	14	8	1	1	.307
Feb 23	CENTRAL ARKANSAS	21	3	4	3	0	1	0	6	4	0	1	0	0	0	1	0	3	21	11	0	5	.295
Feb 23	CENTRAL ARKANSAS	22	2	5	2	1	0	1	9	3	0	1	1	0	0	0	0	3	21	4	0	5	.289
Feb 25	at UL-Lafayette	29	4	9	3	3	1	0	14	0	0	0	0	0	0	1	0	3	21	10	1	5	.292
Feb 26	OKLAHOMA STATE	23	0	2	0	0	0	0	2	4	0	1	0	0	1	0	0	6	21	7	0	7	.276
Feb 26	OKLAHOMA STATE	23	1	3	1	0	1	1	8	3	0	0	0	1	0	0	1	6	21	4	1	5	.265
Feb 27	UL-LAFAYETTE	25	3	6	2	1	0	1	10	0	0	2	0	0	0	0	0	4	21	10	1	4	.263
Feb 27	BUFFALO	26	7	11	7	3	0	0	14	6	0	4	0	0	0	2	0	2	21	9	0	9	.274
Totals		368	75	101	70	16	5	20	187	49	0	22	1	6	3	8	2	58	296	120	18	81	.274

### 2021 LSU Softball Team Game-by-Game for LSU (as of Mar 01, 2021) Pitching (All games)

Date	Opponent	ip	h	r	er	bb	so	2b	3b	hr	wp	bk	hbp	dp	ibb	score	w-l	sv	era
Feb 11	MCNEESE ST.	6.0	2	0	0	0	6	0	0	0	0	0	0	0	0	8-0	1-0	0	0.00
Feb 12	DUKE	7.0	7	8	3	3	7	2	1	0	1	0	2	0	0	4-8	1-1	0	1.62
Feb 13	KANSAS	7.0	9	3	3	1	3	0	0	2	0	0	1	0	0	5-3	2-1	0	2.10
Feb 17	NORTH DAKOTA	5.0	5	3	2	0	3	1	0	0	1	0	1	0	0	19-3	3-1	0	2.24
Feb 20	vs Liberty	7.0	6	3	3	1	5	1	0	2	0	0	0	0	0	4-3	4-1	0	2.41
Feb 20	at Alabama	6.0	11	5	2	1	6	2	0	0	1	0	1	0	0	2-5	4-2	0	2.39
Feb 21	vs Liberty	7.0	7	5	2	3	3	2	0	1	1	0	1	1	0	8-5	5-2	0	2.33
Feb 21	at Alabama	4.2	12	13	13	6	3	3	0	1	1	0	0	0	0	5-13	5-3	0	3.95
Feb 23	CENTRAL ARKANSAS	7.0	4	0	0	4	6	0	0	0	0	0	0	1	0	3-0	6-3	0	3.46
Feb 23	CENTRAL ARKANSAS	7.0	3	0	0	0	14	0	0	0	0	0	0	0	0	2-0	7-3	0	3.08
Feb 25	at UL-Lafayette	7.0	2	0	0	2	4	0	0	0	0	0	0	0	0	4-0	8-3	0	2.77
Feb 26	OKLAHOMA STATE	7.0	4	1	1	3	6	0	0	0	0	0	0	0	0	0-1	8-4	0	2.61
Feb 26	OKLAHOMA STATE	7.0	6	3	1	2	8	2	0	0	0	0	0	0	0	1-3	8-5	0	2.48
Feb 27	UL-LAFAYETTE	7.0	7	2	2	2	4	0	0	0	1	0	0	1	0	3-2	9-5	1	2.44
Feb 27	BUFFALO	7.0	4	1	1	0	3	0	0	1	0	0	0	1	0	7-1	10-5	1	2.34
Totals		98.2	89	47	33	28	81	13	1	7	6	0	6	4	0	75-47	10-5	1	2.34

## Batting

At bats:	31	-	vs Liberty (Feb 21, 2021 at Tuscaloosa, AL)
Runs scored:	19	-	vs North Dakota (Feb 17, 2021)
Hits:	11	-	vs McNeese St. (Feb 11, 2021)
	11	-	vs Liberty (Feb 21, 2021 at Tuscaloosa, AL)
	11	-	vs Buffalo (Feb 27, 2021)
RBIs:	18	-	vs North Dakota (Feb 17, 2021)
Doubles:	3	-	at UL-Lafayette (Feb 25, 2021)
	3	-	vs Buffalo (Feb 27, 2021)
Triples:	1	-	(5 times )
Home runs:	4	-	vs McNeese St. (Feb 11, 2021)
Total bases:	25	-	vs McNeese St. (Feb 11, 2021)
Walks:	12	-	vs North Dakota (Feb 17, 2021)
Strikeouts:	8	-	vs Duke (Feb 12, 2021)
Sac hits:	1	-	vs Kansas (Feb 13, 2021)
	1	-	at Alabama (Feb 20, 2021)
	1	-	vs Oklahoma State (Feb 26, 2021)
Sac flies:	2	-	vs Liberty (Feb 20, 2021 at Tuscaloosa, AL)
	2	-	vs Buffalo (Feb 27, 2021)
Stolen bases:	5	-	vs North Dakota (Feb 17, 2021)
Hit by pitch:	2	-	vs North Dakota (Feb 17, 2021)
Caught stealing:	1	-	vs Central Arkansas (Feb 23, 2021)
Runners LOB:	9	-	vs Buffalo (Feb 27, 2021)
Hit into DP:	1	-	vs McNeese St. (Feb 11, 2021)
	1	-	vs Liberty (Feb 20, 2021 at Tuscaloosa, AL)
	1	-	vs Oklahoma State (Feb 26, 2021)

## Fielding

Putouts:	21	-	(11 times )
Assists:	13	-	at Alabama (Feb 20, 2021)
Errors:	4	-	at Alabama (Feb 20, 2021)
Passed balls:	2	-	vs Duke (Feb 12, 2021)
DPs turned:	1	-	(4 times )

## Pitching

Innings pitched:	7.0	-	(11 times )
Runs allowed:	13	-	at Alabama (Feb 21, 2021)
Earned runs:	13	-	at Alabama (Feb 21, 2021)
Walks allowed:	6	-	at Alabama (Feb 21, 2021)
Strikeouts:	14	-	vs Central Arkansas (Feb 23, 2021)
Hits allowed:	12	-	at Alabama (Feb 21, 2021)

## Starting Lineups

DATE	OPPONENT	1	2	3	4	5	6	7	8	9	# (RECORD)
02/11	MCNEESE ST.	ANDREWS	PLEASANTS	DOYLE	CLARK	SUNSERI	GUTIERREZ	CUMMINS	TIDWELL	CIARA BRIGG	1-0
02/12	DUKE	ANDREWS	PLEASANTS	DOYLE	CLARK	SUNSERI	BRIGGS	CUMMINS	TIDWELL	STEWART	1-1
02/13	KANSAS	ANDREWS	PLEASANTS	DOYLE	CLARK	SUNSERI	BRIGGS	COFFEY	CUMMINS	ANTOINE	2-1
02/17	NORTH DAKOTA	ANDREWS	PLEASANTS	DOYLE	CLARK	SUNSERI	BRIGGS	SMITH	TIDWELL	CALLAND	3-1
02/20	VS. LIBERTY	ANDREWS	PLEASANTS	DOYLE	CLARK	SUNSERI	BRIGGS	CUMMINS	TIDWELL	STEWART	4-1
02/20	AT ALABAMA	ANDREWS	PLEASANTS	DOYLE	CLARK	SUNSERI	BRIGGS	GUTIERREZ	CUMMINS	COFFEY	4-2
02/21	VS. LIBERTY	ANDREWS	PLEASANTS	DOYLE	CLARK	SUNSERI	BRIGGS	NEWLAND	CALLAND	COFFEY	5-2
02/21	AT ALABAMA	ANDREWS	PLEASANTS	DOYLE	SUNSERI	CLARK	BRIGGS	CUMMINS	TIDWELL	ANTOINE	5-3
02/23	CENTRAL ARKANSAS	ANDREWS	PLEASANTS	DOYLE	SUNSERI	CLARK	BRIGGS	CUMMINS	TIDWELL	STEWART	6-3
02/23	CENTRAL ARKANSAS	ANDREWS	PLEASANTS	DOYLE	SUNSERI	CLARK	BRIGGS	NEWLAND	CALLAND	COFFEY	7-3
02/25	AT NO. 9 ULL	ANDREWS	PLEASANTS	DOYLE	SUNSERI	CLARK	BRIGGS	CUMMINES	TIDWELL	STEWART	8-3
02/26	NO. 10 OK ST.	ANDREWS	PLEASANTS	DOYLE	SUNSERI	CLARK	BRIGGS	GUTIERREZ	CUMMINS	COFFEY	8-4
02/26	NO. 10 OK ST.	ANDREWS	COFFEY	PLEASANTS	SUNSERI	DOYLE	BRIGGS	CLARK	CUMMINS	NEWLAND	8-5
02/27	NO. 9 ULL	ANDREWS	PLEASANTS	DOYLE	SUNSERI	CLARK	BRIGGS	CUMMINS	TIDWELL	SMITH	9-5
02/27	BUFFALO	ANDREWS	PLEASANTS	DOYLE	SUNSERI	CLARK	BRIGGS	SMITH	TIDWELL	JONES	10-5



## Starters By Position

DATE	OPPONENT	C	1B	2B	3B	SS	LF	CF	RF	DP	SP
02/11	MCNESSE ST.	CUMMINS	GUTIERREZ	TIDWELL	DOYLE	PLEASANTS	BRIGGS	ANDREWS	ANTOINE	CLARK	SUNSERI
02/12	DUKE	CUMMINS	CLARK	TIDWELL	DOYLE	PLEASANTS	STEWART	ANDREWS	BRIGGS	SUNSERI	KILPONEN
02/13	KANSAS	CUMMINS	CLARK	COFFEY	DOYLE	PLEASANTS	BRIGGS	ANDREWS	ANTOINE	SUNSERI	GORSUCH
02/17	NORTH DAKOTA	CALLAND	CLARK	TIDWELL	DOYLE	PLEASANTS	BRIGGS	ANDREWS	ANTOINE	SUNSERI	SMITH
02/20	VS. LIBERTY	CUMMINS	CLARK	TIDWELL	DOYLE	PLEASANTS	STEWART	ANDREWS	BRIGGS	SUNSERI	GORSUCH
02/20	AT ALABAMA	CUMMINS	GUTIERREZ	COFFEY	DOYLE	PLEASANTS	BRIGGS	ANDREWS	ANTOINE	CLARK	SUNSERI
02/21	VS. LIBERTY	CALLAND	CLARK	COFFEY	DOYLE	PLEASANTS	BRIGGS	ANDREWS	NEWLAND	SUNSERI	KILPONEN
02/21	AT ALABAMA	CUMMINS	CLARK	TIDWELL	DOYLE	PLEASANTS	BRIGGS	ANDREWS	ANTOINE	SUNSERI	WICKERSHAM
02/23	CENTRAL ARKANSAS	CUMMINS	CLARK	TIDWELL	DOYLE	PLEASANTS	STEWART	ANDREWS	BRIGGS	SUNSERI	WICKERSHAM
02/23	CENTRAL ARKANSAS	CALLAND	CLARK	COFFEY	DOYLE	PLEASANTS	BRIGGS	ANDREWS	NEWLAND	SUNSERI	KILPONEN
02/25	AT NO. 9 ULL	CUMMINS	CLARK	TIDWELL	DOYLE	PLEASANTS	STEWART	ANDREWS	BRIGGS	SUNSERI	GORSUCH
02/26	NO. 10 OK ST.	CUMMINS	GUTIERREZ	COFFEY	DOYLE	PLEASANTS	BRIGGS	ANDREWS	ANTOINE	CLARK	SUNSERI
02/26	NO. 10 OK ST.	CUMMINS	CLARK	COFFEY	DOYLE	PLEASANTS	BRIGGS	ANDREWS	NEWLAND	SUNSERI	WICKERSHAM
02/27	NO. 9 ULL	CUMMINS	GUTIERREZ	TIDWELL	DOYLE	PLEASANTS	BRIGGS	ANDREWS	SMITH	CLARK	SUNSERI
02/27	BUFFALO	CALLAND	CLARK	TIDWELL	DOYLE	PLEASANTS	JONES	ANDREWS	BRIGGS	SUNSERI	SMITH

## Results

DATE	OPPONENT	RESULT	INN	LSU R-H-E	OPP. R-H-E	RECORD [SEC]	PITCHER OF RECORD	ATT	TIME
02/11	McNeese St.!	W, 8-0	6	8-11-0	0-2-1	1-0 [0-0]	Sunseri [1-0]	216	2:38
02/12	No. 25 Duke!	L, 8-4	7	4-3-3	8-7-0	1-1 [0-0]	Kilponen [0-1]	450	2:40
02/13	Kansas!	W, 5-3	7	5-8-1	3-9-1	2-1 [0-0]	Sunseri [2-0]	470	2:29
02/17	North Dakota	W, 19-3	5	19-10-3	3-5-1	3-1 [0-0]	Smith [1-0]	155	2:04
02/20	vs. Liberty&	W, 4-3	7	4-8-0	3-6-0	4-1 [0-0]	Wickersham [1-0]	626	2:02
02/20	at Alabama&	L, 5-2	7	2-6-4	5-11-1	4-2 [0-0]	Sunseri [2-1]	1121	2:15
02/21	vs. Liberty&	W, 8-5	7	8-11-3	5-7-0	5-2 [0-0]	Sunseri [3-1]	312	2:28
02/21	at Alabama&	L, 13-5	5	5-4-1	13-12-1	5-3 [0-0]	Wickersham [1-1]	1121	1:57
02/23	Central Arkansas	W, 3-0	7	3-4-0	0-4-0	6-3 [0-0]	Wickersham [2-1]	156	1:54
02/23	Central Arkansas	W, 2-0	7	2-5-0	0-3-1	7-3 [0-0]	Kilponen [1-1]	327	2:04
02/25	at No. 9 ULL\$	W, 4-0	7	4-9-1	0-2-1	8-3 [0-0]	Gorsuch [1-0]	318	1:53
02/26	No. 10 Oklahoma State\$	L, 1-0	7	0-2-0	1-4-1	8-4 [0-0]	Sunseri [3-2]	346	2:17
02/26	No. 10 Oklahoma State\$	L, 3-1	7	1-3-1	3-6-0	8-5 [0-0]	Kilponen [1-2]	495	2:32
02/27	No. 9 ULL\$	W, 3-2	7	3-6-1	2-7-1	9-5 [0-0]	Gorsuch [2-0]	456	2:18
02/27	Buffalo\$	W, 7-1	7	1-4-1	7-11-0	10-5 [0-0]	Smith [2-0]	559	1:56

Rankings reflect NFCA and USA Softball Top 25 on day of competition; Home games are bolded and played at Tiger Park; !-Tiger Classic; \$-LSU Invitational; &-Bama Bash, [SEC]-SEC contest; ^-SEC Tournament

## HR Tracker

### HOME RUN TRACKER

NO.	PLAYER	OPPONENT (DATE)	PITCHER	ON-BASE	INNING	OUTS	COUNT	SCORE	FINAL
1	Pleasants [1]*	McNeese St. (02/11/21)	Vallejo	0	1	1	1-0	0-0	W, 8-0 (6)
2	Doyle [1]*	McNeese St. (02/11/21)	Vallejo	0	1	1	1-2	1-0	W, 8-0 (6)
3	Briggs [1]	McNeese St. (02/11/21)	Tate	2	5	1	3-1	4-0	W, 8-0 (6)
4	Sunseri [1]	McNeese St. (2/11/21)	Tate	0	6	2	1-0	7-0	W, 8-0 (6)
5	Sunseri [2]	Duke (2/12/21)	St. George	2	4	2	1-2	0-8	L, 8-4
6	Doyle [2]	Duke (2/12/21)	St. George	0	6	1	0-1	3-8	L, 8-4
7	Briggs [2]	Kansas (2/13/21)	Reed	0	2	1	3-1	0-1	W, 5-3
8	Doyle [3]*	Kansas (2/13/21)	Reed	1	5	1	3-0	2-3	W, 5-3
9	Clark [1]*	Kansas (2/13/21)	Reed	0	5	1	2-2	4-3	W, 5-3
10	Doyle [4]	North Dakota (2/17/21)	Pica	0	4	1	1-2	4-2	W, 19-3 (5)
11	Doyle [5]	North Dakota (2/17/21)	Feld	3	4	1	3-1	10-2	W, 19-3 (5)
12	Newland [1]	North Dakota (2/17/21)	Jones	3	4	2	0-1	15-2	W, 19-3 (5)
13	Pleasants [2]	Liberty (2/21/21)	Keeney	1	1	0	0-0	0-0	W, 8-5
14	Sunseri [3]	Liberty (2/21/21)	Keeney	0	1	2	3-2	2-0	W, 8-5
15	Pleasants [3]	Liberty (2/21/21)	Keeney	2	6	1	0-0	5-4	W, 8-5
16	Cummins [1]	at Alabama (2/21/21)	Fouts	1	2	0	2-2	1-3	L, 13-5 (5)
17	Tidwell [1]	at Alabama (2/21/21)	Fouts	1	4	2	0-0	3-5	L, 13-5 (5)
18	Pleasants [4]	Central Arkansas (2/23/21)	Johnson	1	1	0	1-1	0-0	W, 2-0
19	Doyle [6]	Oklahoma State (02/26/21)	Eberle	0	2	1	0-2	0-1	L, 3-1
20	Clark [2]	ULL (02/27/21)	Lamb	0	4	1	3-2	1-2	W, 3-2

Bold represents game tying or go-ahead home run

\*Back-to-Back Home Runs

& Leadoff Home Run

## Multi Hit Games, Multi RBI Games, Streaks

Multiple Hit Games	2	3	4	5+	Total
4 Aliyah Andrews	4	1	1	-	6
22 Amanda Doyle	4	1	-	-	5
88 Ciara Briggs	4	-	-	-	4
17 Taylor Pleasants	1	2	-	-	3
27 Shelbi Sunseri	2	-	-	-	2
13 Danieca Coffey	1	-	-	-	1
26 Morgan Cummins	1	-	-	-	1
TEAM	17	4	1	0	22

Multiple RBI Games	2	3	4	5+	Total
17 Taylor Pleasants	4	-	-	1	5
22 Amanda Doyle	1	-	-	1	2
55 Raeleen Gutierrez	1	-	-	-	1
3 Taylor Tidwell	1	-	-	-	1
27 Shelbi Sunseri	-	1	-	-	1
88 Ciara Briggs	-	1	-	-	1
37 Morgan Smith	1	-	-	-	1
26 Morgan Cummins	1	-	-	-	1
44 Ali Newland	-	-	1	-	1
TEAM	9	2	1	2	14

Hitting Streaks	Longest	Current
88 Ciara Briggs	7	4
13 Danieca Coffey	6	-
22 Amanda Doyle	5	-
27 Shelbi Sunseri	4	-
4 Aliyah Andrews	4	2
17 Taylor Pleasants	4	2
26 Morgan Cummins	2	1
25 Georgia Clark	2	-
3 Taylor Tidwell	2	1
55 Raeleen Gutierrez	2	1
44 Ali Newland	1	-
14 Anna Jones	1	1
0 Akiya Thymes	1	1
16 Taryn Antoine	1	-
37 Morgan Smith	1	-

Reached Base Streaks	Longest	Current
88 Ciara Briggs	15	15
13 Danieca Coffey	6	-
25 Georgia Clark	6	2
17 Taylor Pleasants	5	3
22 Amanda Doyle	5	-
27 Shelbi Sunseri	4	1
4 Aliyah Andrews	4	2
55 Raeleen Gutierrez	3	1
3 Taylor Tidwell	3	1
26 Morgan Cummins	2	1
20 Jordyn Perkins	2	-
47 Cait Calland	1	-
0 Akiya Thymes	1	1
16 Taryn Antoine	1	-
37 Morgan Smith	1	1
8 Savannah Stewart	1	-
14 Anna Jones	1	1
44 Ali Newland	1	1

## Career Stats

### #00 AKIYA THYMES' CAREER STATISTICS

YEAR	AVG	GP-GS	AB	R	H	2B	3B	HR	RBI	TB	SLG%	BB	HBP	SO	GDP	OB%	SF	SH	SB-ATT	PO	A	E	FLD%
2016	.000	31-0	2	10	0	0	0	0	0	0	.000	1	0	0	0	.333	0	0	12-14	0	0	0	.000
2018	.083	26-2	12	3	1	0	0	0	0	1	.083	2	0	2	0	.214	0	0	4-5	2	0	0	1.000
2019	.125	34-2	8	11	1	0	0	0	0	1	.125	1	0	1	0	.222	0	1	2-2	8	0	0	1.000
2020	.143	14-0	7	7	1	0	0	0	1	1	.143	1	0	1	0	.250	0	0	1-1	1	0	0	1.000
2021	1.000	9-0	1	5	1	0	0	0	1	1	1.000	0	0	0	0	1.000	0	0	0-0	0	0	0	.000
<b>TOTAL</b>	<b>.133</b>	<b>114-4</b>	<b>30</b>	<b>36</b>	<b>4</b>	<b>0</b>	<b>0</b>	<b>0</b>	<b>2</b>	<b>4</b>	<b>.133</b>	<b>5</b>	<b>0</b>	<b>4</b>	<b>0</b>	<b>.257</b>	<b>0</b>	<b>1</b>	<b>19-22</b>	<b>11</b>	<b>0</b>	<b>0</b>	<b>1.000</b>

### #1 VICTORIA ABRAMS' CAREER STATISTICS

YEAR	AVG	GP-GS	AB	R	H	2B	3B	HR	RBI	TB	SLG%	BB	HBP	SO	GDP	OB%	SF	SH	SB-ATT	PO	A	E	FLD%
2020	.500	3-0	2	0	1	0	0	0	2	1	.500	1	0	0	0	.667	0	0	0-0	0	1	0	1.000
<b>TOTALS</b>	<b>.500</b>	<b>3-0</b>	<b>2</b>	<b>0</b>	<b>1</b>	<b>0</b>	<b>0</b>	<b>0</b>	<b>2</b>	<b>1</b>	<b>.500</b>	<b>1</b>	<b>0</b>	<b>0</b>	<b>0</b>	<b>.667</b>	<b>0</b>	<b>0</b>	<b>0-0</b>	<b>0</b>	<b>1</b>	<b>0</b>	<b>1.000</b>

YEAR	ERA	W-L	APP-GS	CG	SHO/CBO	SV	IP	H	R	ER	BB	SO	2B	3B	HR	BF	B/AVG.	WP	HBP	BK	SFA	SHA
2020	0.00	0-0	2-0	0	0/1	0	2.0	1	0	0	0	1	0	0	0	7	.143	0	0	0	0	0
<b>TOTALS</b>	<b>0.00</b>	<b>0-0</b>	<b>2-0</b>	<b>0</b>	<b>0/1</b>	<b>0</b>	<b>2.0</b>	<b>1</b>	<b>0</b>	<b>0</b>	<b>0</b>	<b>1</b>	<b>0</b>	<b>0</b>	<b>0</b>	<b>7</b>	<b>.143</b>	<b>0</b>	<b>0</b>	<b>0</b>	<b>0</b>	<b>0</b>

### #2 ALI KILPONEN'S CAREER STATISTICS

YEAR	AVG	GP-GS	AB	R	H	2B	3B	HR	RBI	TB	SLG%	BB	HBP	SO	GDP	OB%	SF	SH	SB-ATT	PO	A	E	FLD%
2019	.000	2-2	0	0	0	0	0	0	0	0	.000	0	0	0	0	.000	0	0	0-0	0	5	0	1.000
2020	.000	0-0	0	0	0	0	0	0	0	0	.000	0	0	0	0	.000	0	0	0-0	0	2	0	1.000
2021	.000	6-3	0	0	0	0	0	0	0	0	.000	0	0	0	0	.000	0	0	0-0	1	7	1	.889
<b>TOTALS</b>	<b>.000</b>	<b>8-5</b>	<b>0</b>	<b>0</b>	<b>0</b>	<b>0</b>	<b>0</b>	<b>0</b>	<b>0</b>	<b>0</b>	<b>.000</b>	<b>0</b>	<b>0</b>	<b>0</b>	<b>0</b>	<b>.000</b>	<b>0</b>	<b>0</b>	<b>0-0</b>	<b>1</b>	<b>15</b>	<b>1</b>	<b>.941</b>

YEAR	ERA	W-L	APP-GS	CG	SHO/CBO	SV	IP	H	R	ER	BB	SO	2B	3B	HR	BF	B/AVG.	WP	HBP	BK	SFA	SHA
2019	3.55	5-3	15-7	3	2/0	0	47.1	41	26	24	20	44	9	1	9	209	.228	2	5	0	3	1
2020	0.58	6-1	9-6	4	2/2	2	36.0	15	3	3	15	49	5	0	0	138	.125	4	1	0	0	2
2021	1.47	1-2	6-3	1	1/0	1	19.0	15	13	4	2	25	4	1	1	80	.197	1	1	0	1	0
<b>TOTALS</b>	<b>2.12</b>	<b>12-6</b>	<b>30-16</b>	<b>8</b>	<b>5/2</b>	<b>3</b>	<b>102.1</b>	<b>71</b>	<b>42</b>	<b>31</b>	<b>37</b>	<b>118</b>	<b>18</b>	<b>2</b>	<b>10</b>	<b>427</b>	<b>.189</b>	<b>7</b>	<b>7</b>	<b>0</b>	<b>4</b>	<b>3</b>

### #3 TAYLOR TIDWELL'S CAREER STATISTICS

YEAR	AVG	GP-GS	AB	R	H	2B	3B	HR	RBI	TB	SLG%	BB	HBP	SO	GDP	OB%	SF	SH	SB-ATT	PO	A	E	FLD%
2019	.167	6-0	6	0	1	0	0	0	2	1	.167	2	0	4	0	.333	1	0	0-0	3	2	0	1.000
2020	.351	17-17	37	13	13	4	1	3	14	28	.757	9	1	12	0	.489	0	0	1-1	30	14	2	.957
2021	.158	11-9	19	3	3	0	0	1	5	6	.316	1	2	4	0	.261	1	0	1-1	14	13	0	1.000
<b>TOTAL</b>	<b>.274</b>	<b>34-26</b>	<b>62</b>	<b>16</b>	<b>17</b>	<b>4</b>	<b>1</b>	<b>4</b>	<b>21</b>	<b>35</b>	<b>.565</b>	<b>12</b>	<b>3</b>	<b>20</b>	<b>0</b>	<b>.405</b>	<b>2</b>	<b>0</b>	<b>2-2</b>	<b>47</b>	<b>29</b>	<b>2</b>	<b>.974</b>

### #4 ALIYAH ANDREWS' CAREER STATISTICS

YEAR	AVG	GP-GS	AB	R	H	2B	3B	HR	RBI	TB	SLG%	BB	HBP	SO	GDP	OB%	SF	SH	SB-ATT	PO	A	E	FLD%
2017	.339	64-52	127	30	43	0	0	0	4	43	.339	7	1	13	0	.375	1	5	11-13	68	3	2	.973
2018	.329	62-62	216	35	71	2	1	0	8	75	.347	12	1	20	0	.365	1	4	42-44	88	0	2	.978
2019	.358	62-62	204	61	73	1	0	0	9	74	.363	16	1	19	0	.407	0	7	47-50	94	3	2	.980
2020	.408	23-23	71	24	29	3	2	0	11	36	.507	6	1	2	0	.462	0	1	18-19	27	0	0	1.000
2021	.396	15-15	48	13	19	3	0	0	2	22	.458	4	0	7	0	.442	0	2	10-11	21	1	0	1.000
<b>TOTAL</b>	<b>.353</b>	<b>226-214</b>	<b>666</b>	<b>163</b>	<b>235</b>	<b>9</b>	<b>3</b>	<b>0</b>	<b>34</b>	<b>250</b>	<b>.375</b>	<b>45</b>	<b>4</b>	<b>61</b>	<b>0</b>	<b>.396</b>	<b>2</b>	<b>19</b>	<b>128-137</b>	<b>298</b>	<b>7</b>	<b>6</b>	<b>.981</b>

### #6 MARIBETH GORSUCH'S CAREER STATISTICS

YEAR	AVG	GP-GS	AB	R	H	2B	3B	HR	RBI	TB	SLG%	BB	HBP	SO	GDP	OB%	SF	SH	SB-ATT	PO	A	E	FLD%
2017	.000	4-2	7	0	0	0	0	0	0	0	.000	0	0	3	0	.000	0	0	0-0	3	6	0	1.000
2018	.000	2-2	1	0	0	0	0	0	0	0	.000	0	0	1	0	.000	0	0	0-0	2	9	0	1.000
2019	.000	1-1	0	0	0	0	0	0	0	0	.000	0	0	0	0	.000	0	0	0-0	1	20	1	.955
2020	.000	5-5	0	0	0	0	0	0	0	0	.000	0	0	0	0	.000	0	0	0-0	1	4	2	.714
2021	.000	5-3	0	0	0	0	0	0	0	0	.000	0	0	0	0	.000	0	0	0-0	1	3	1	.800
<b>TOTALS</b>	<b>.000</b>	<b>12-8</b>	<b>8</b>	<b>0</b>	<b>0</b>	<b>0</b>	<b>0</b>	<b>0</b>	<b>0</b>	<b>0</b>	<b>.000</b>	<b>0</b>	<b>0</b>	<b>4</b>	<b>0</b>	<b>.000</b>	<b>0</b>	<b>0</b>	<b>0-0</b>	<b>8</b>	<b>42</b>	<b>4</b>	<b>.926</b>

YEAR	ERA	W-L	APP-GS	CG	SHO/CBO	SV	IP	H	R	ER	BB	SO	2B	3B	HR	BF	B/AVG.	WP	HBP	BK	SFA	SHA
2017	5.00	3-1	9-6	3	0/0	0	28.0	29	21	20	16	26	6	0	3	135	.269	1	7	3	2	2
2018	2.10	9-3	17-14	6	1/3	0	80.0	64	25	24	23	57	8	2	3	329	.218	2	5	0	3	4
2019	2.52	13-4	27-21	10	7/0	1	111.0	79	45	40	70	61	9	1	8	494	.199	5	14	0	3	11
2020	1.15	4-1	7-6	5	2/0	0	36.2	18	8	6	7	42	1	0	3	139	.143	1	0	0	3	3
2021	3.50	2-0	5-3	1	1/0	0	20.0	19	10	10	9	11	2	0	4	87	.247	1	0	0	0	1
<b>TOTALS</b>	<b>2.54</b>	<b>31-9</b>	<b>65-50</b>	<b>25</b>	<b>11/3</b>	<b>1</b>	<b>275.2</b>	<b>209</b>	<b>109</b>	<b>100</b>	<b>125</b>	<b>197</b>	<b>26</b>	<b>3</b>	<b>21</b>	<b>1184</b>	<b>.209</b>	<b>10</b>	<b>26</b>	<b>3</b>	<b>11</b>	<b>21</b>

### #8 SAVANNAH STEWART'S CAREER STATISTICS

YEAR	AVG	GP-GS	AB	R	H	2B	3B	HR	RBI	TB	SLG%	BB	HBP	SO	GDP	OB%	SF	SH	SB-ATT	PO	A	E	FLD%
2019	.362	44-40	105	21	38	6	3	0	8	50	.476	11	0	18	0	.419	1	3	6-6	60	2	4	.939
2020	.250	18-17	40	8	10	2	1	0	5	14	.350	3	0	10	0	.295	1	0	1-2	12	1	0	1.000
2021	.000	5-4	9	2	0	0	0	0	0	0	.000	1	0	3	0	.100	0	0	0-0	1	0	0	1.000
<b>TOTAL</b>	<b>.312</b>	<b>67-61</b>	<b>154</b>	<b>31</b>	<b>48</b>	<b>8</b>	<b>4</b>	<b>0</b>	<b>13</b>	<b>64</b>	<b>.416</b>	<b>15</b>	<b>0</b>	<b>31</b>	<b>0</b>	<b>.368</b>	<b>2</b>	<b>3</b>	<b>7-8</b>	<b>73</b>	<b>3</b>	<b>4</b>	<b>.950</b>

### #11 SHELBY WICKERSHAM'S CAREER STATISTICS

YEAR	AVG	GP-GS	AB	R	H	2B	3B	HR	RBI	TB	SLG%	BB	HBP	SO	GDP	OB%	SF	SH	SB-ATT	PO	A	E	FLD%
2019	.000	1-1	0	0	0	0	0	0	0	0	.000	0	0	0	0	.000	0	0	0-0	2	21	0	1.000
2020	.000	5-5	0	0	0	0	0	0	0	0	.000	0	0	0	0	.000	0	0	0-0	1	4	1	.833
2021	0-0	5-3	0	0	0	0	0	0	0	0	.000	0	0	0	0	.000	0	0	0-0	1	2	0	1.000
<b>TOTAL</b>	<b>.000</b>	<b>6-4</b>	<b>0</b>	<b>0</b>	<b>0</b>	<b>0</b>	<b>0</b>	<b>0</b>	<b>0</b>	<b>0</b>	<b>.000</b>	<b>0</b>	<b>0</b>	<b>0</b>	<b>0</b>	<b>.000</b>	<b>0</b>	<b>0</b>	<b>0-0</b>	<b>4</b>	<b>27</b>	<b>1</b>	<b>.969</b>

YEAR	ERA	W-L	APP-GS	CG	SHO/CBO	SV	IP	H	R	ER	BB	SO	2B	3B	HR	BF	B/AVG.	WP	HBP	BK	SFA	SHA
2019	2.29	10-2	24-15	7	4/0	1	98.0	79	44	32	36	48	12	0	9	419	.221					



## Career Stats

### #13 DANIECA COFFEY'S CAREER STATISTICS

YEAR	AVG	GP-GS	AB	R	H	2B	3B	HR	RBI	TB	SLG%	BB	HBP	SO	GDP	OB%	SF	SH	SB-ATT	PO	A	E	FLD%
2021	.389	10-6	18	3	7	0	1	0	1	9	.500	1	0	2	0	.421	0	0	2-2	7	8	3	.833
<b>TOTAL</b>	<b>.389</b>	<b>10-6</b>	<b>18</b>	<b>3</b>	<b>7</b>	<b>0</b>	<b>1</b>	<b>0</b>	<b>1</b>	<b>9</b>	<b>.500</b>	<b>1</b>	<b>0</b>	<b>2</b>	<b>0</b>	<b>.421</b>	<b>0</b>	<b>0</b>	<b>2-2</b>	<b>7</b>	<b>8</b>	<b>3</b>	<b>.833</b>

### #14 ANNA JONES' CAREER STATISTICS

YEAR	AVG	GP-GS	AB	R	H	2B	3B	HR	RBI	TB	SLG%	BB	HBP	SO	GDP	OB%	SF	SH	SB-ATT	PO	A	E	FLD%
2020	.200	14-7	20	4	4	1	0	0	3	5	.250	3	0	3	0	.304	0	1	0-0	8	10	1	.947
2021	.333	7-1	3	4	1	0	0	0	0	1	.333	1	0	2	0	.500	0	0	1-1	0	0	0	.000
<b>TOTAL</b>	<b>.217</b>	<b>21-8</b>	<b>23</b>	<b>8</b>	<b>5</b>	<b>1</b>	<b>0</b>	<b>0</b>	<b>3</b>	<b>6</b>	<b>.261</b>	<b>4</b>	<b>0</b>	<b>5</b>	<b>0</b>	<b>.333</b>	<b>0</b>	<b>1</b>	<b>1-1</b>	<b>8</b>	<b>10</b>	<b>1</b>	<b>.947</b>

### #16 TARYN ANTOINE CAREER STATISTICS

YEAR	AVG	GP-GS	AB	R	H	2B	3B	HR	RBI	TB	SLG%	BB	HBP	SO	GDP	OB%	SF	SH	SB-ATT	PO	A	E	FLD%
2018	.254	52-46	122	19	31	6	1	0	9	39	.320	18	0	24	0	.345	2	3	8-9	30	0	1	.968
2019	.219	43-21	64	15	14	0	3	0	12	20	.313	10	0	12	1	.320	1	1	4-5	15	1	1	.941
2020	.188	20-6	16	5	3	1	0	0	0	4	.250	1	0	3	0	.235	0	1	1-1	5	1	0	1.000
2021	.143	11-6	7	0	1	0	0	0	0	1	.143	0	0	1	0	.143	0	0	0-0	2	0	0	1.000
<b>TOTAL</b>	<b>.234</b>	<b>126-79</b>	<b>209</b>	<b>39</b>	<b>49</b>	<b>7</b>	<b>4</b>	<b>0</b>	<b>21</b>	<b>64</b>	<b>.306</b>	<b>29</b>	<b>0</b>	<b>40</b>	<b>1</b>	<b>.324</b>	<b>3</b>	<b>5</b>	<b>14-16</b>	<b>52</b>	<b>2</b>	<b>2</b>	<b>.964</b>

### #17 TAYLOR PLEASANTS' CAREER STATISTICS

YEAR	AVG	GP-GS	AB	R	H	2B	3B	HR	RBI	TB	SLG%	BB	HBP	SO	GDP	OB%	SF	SH	SB-ATT	PO	A	E	FLD%
2020	.383	24-24	60	23	23	3	1	4	21	40	.667	19	2	9	0	.530	2	0	0-0	21	45	6	.917
2021	.318	15-15	44	8	14	4	0	4	16	30	.682	8	0	4	0	.415	1	0	1-1	22	41	3	.955
<b>TOTAL</b>	<b>.356</b>	<b>39-39</b>	<b>104</b>	<b>31</b>	<b>37</b>	<b>7</b>	<b>1</b>	<b>8</b>	<b>37</b>	<b>70</b>	<b>.673</b>	<b>27</b>	<b>2</b>	<b>13</b>	<b>0</b>	<b>.485</b>	<b>3</b>	<b>0</b>	<b>1-1</b>	<b>43</b>	<b>86</b>	<b>9</b>	<b>.935</b>

### #18 KENNEDI HOUSHMANDZADEH CAREER STATISTICS

YEAR	AVG	GP-GS	AB	R	H	2B	3B	HR	RBI	TB	SLG%	BB	HBP	SO	GDP	OB%	SF	SH	SB-ATT	PO	A	E	FLD%
2021	.000	3-0	1	1	0	0	0	0	0	0	.000	0	0	1	0	.000	0	0	0-0	1	0	0	1.000
<b>TOTAL</b>	<b>.000</b>	<b>3-0</b>	<b>1</b>	<b>1</b>	<b>0</b>	<b>0</b>	<b>0</b>	<b>0</b>	<b>0</b>	<b>0</b>	<b>.000</b>	<b>0</b>	<b>0</b>	<b>1</b>	<b>0</b>	<b>.000</b>	<b>0</b>	<b>0</b>	<b>0-0</b>	<b>1</b>	<b>0</b>	<b>0</b>	<b>1.000</b>

### #20 JORDYN PERKINS' CAREER STATISTICS

YEAR	AVG	GP-GS	AB	R	H	2B	3B	HR	RBI	TB	SLG%	BB	HBP	SO	GDP	OB%	SF	SH	SB-ATT	PO	A	E	FLD%
2019	.222	11-0	9	2	2	0	0	1	4	5	.556	2	0	3	0	.364	0	0	0-0	0	0	0	.000
2020	.375	10-0	8	3	3	1	0	1	5	7	.875	2	0	2	0	.500	0	0	0-0	2	3	0	1.000
2021	.000	4-0	2	0	0	0	0	0	1	0	.000	2	0	0	0	.500	0	0	0-0	0	0	0	.000
<b>TOTAL</b>	<b>.263</b>	<b>25-0</b>	<b>19</b>	<b>5</b>	<b>5</b>	<b>1</b>	<b>0</b>	<b>2</b>	<b>10</b>	<b>12</b>	<b>.632</b>	<b>6</b>	<b>0</b>	<b>5</b>	<b>0</b>	<b>.440</b>	<b>0</b>	<b>0</b>	<b>0-0</b>	<b>2</b>	<b>3</b>	<b>0</b>	<b>1.000</b>

### #21 TAYLOR EDWARDS' CAREER STATISTICS

YEAR	AVG	GP-GS	AB	R	H	2B	3B	HR	RBI	TB	SLG%	BB	HBP	SO	GDP	OB%	SF	SH	SB-ATT	PO	A	E	FLD%
2020	.333	4-0	3	1	1	1	0	0	0	2	.667	1	0	0	0	.500	0	0	0-0	0	1	0	1.000
<b>TOTAL</b>	<b>.333</b>	<b>4-0</b>	<b>3</b>	<b>1</b>	<b>1</b>	<b>1</b>	<b>0</b>	<b>0</b>	<b>0</b>	<b>2</b>	<b>.667</b>	<b>1</b>	<b>0</b>	<b>0</b>	<b>0</b>	<b>.500</b>	<b>0</b>	<b>0</b>	<b>0-0</b>	<b>0</b>	<b>1</b>	<b>0</b>	<b>1.000</b>

YEAR	ERA	W-L	APP-GS	CG	SHO/CBO	SV	IP	H	R	ER	BB	SO	2B	3B	HR	BF	B/AVG.	WP	HBP	BK	SFA	SHA
2020	7.00	0-0	3-0	0	0/2	0	3.0	2	3	3	3	2	0	0	0	14	.200	3	1	0	0	0
<b>TOTAL</b>	<b>7.00</b>	<b>0-0</b>	<b>3-0</b>	<b>0</b>	<b>0/2</b>	<b>0</b>	<b>3.0</b>	<b>2</b>	<b>3</b>	<b>3</b>	<b>3</b>	<b>2</b>	<b>0</b>	<b>0</b>	<b>0</b>	<b>14</b>	<b>.200</b>	<b>3</b>	<b>1</b>	<b>0</b>	<b>0</b>	<b>0</b>

### #22 AMANDA DOYLE'S CAREER STATISTICS

YEAR	AVG	GP-GS	AB	R	H	2B	3B	HR	RBI	TB	SLG%	BB	HBP	SO	GDP	OB%	SF	SH	SB-ATT	PO	A	E	FLD%
2017	.236	62-60	178	13	42	9	1	4	26	65	.365	10	3	24	1	.286	1	2	0-1	281	25	4	.987
2018	.328	62-62	195	28	64	15	0	8	51	103	.528	20	2	31	1	.387	5	0	1-2	427	24	4	.991
2019	.284	62-62	183	33	52	11	0	8	38	87	.475	25	2	26	1	.367	5	0	1-1	376	7	2	.995
2020	.268	24-24	56	11	15	4	0	2	14	25	.446	8	1	8	0	.364	1	0	1-1	16	35	5	.911
2021	.277	15-15	47	7	13	1	0	6	16	32	.681	3	0	2	1	.308	2	0	1-1	19	29	2	.960
<b>TOTAL</b>	<b>.282</b>	<b>225-223</b>	<b>659</b>	<b>92</b>	<b>186</b>	<b>40</b>	<b>1</b>	<b>28</b>	<b>145</b>	<b>312</b>	<b>.473</b>	<b>66</b>	<b>8</b>	<b>92</b>	<b>4</b>	<b>.348</b>	<b>14</b>	<b>2</b>	<b>4-6</b>	<b>1119</b>	<b>120</b>	<b>17</b>	<b>.986</b>

### #24 HAYDEN BROWN'S CAREER STATISTICS

YEAR	AVG	GP-GS	AB	R	H	2B	3B	HR	RBI	TB	SLG%	BB	HBP	SO	GDP	OB%	SF	SH	SB-ATT	PO	A	E	FLD%
2021	.000	1-0	1	0	0	0	0	0	0	0	.000	0	0	0	0	.000	0	0	0-0	0	0	0	.000
<b>TOTAL</b>	<b>.000</b>	<b>1-0</b>	<b>0</b>	<b>0</b>	<b>0</b>	<b>0</b>	<b>0</b>	<b>0</b>	<b>0</b>	<b>0</b>	<b>.000</b>	<b>0</b>	<b>0</b>	<b>0</b>	<b>0</b>	<b>.000</b>	<b>0</b>	<b>0</b>	<b>0-0</b>	<b>0</b>	<b>0</b>	<b>0</b>	<b>.000</b>

### #25 GEORGIA CLARK'S CAREER STATISTICS

YEAR	AVG	GP-GS	AB	R	H	2B	3B	HR	RBI	TB	SLG%	BB	HBP	SO	GDP	OB%	SF	SH	SB-ATT	PO	A	E	FLD%
2019	.240	22-8	25	2	6	3	0	0	7	9	.360	7	0	9	0	.406	0	0	0-0	1	0	0	1.000
2020	.429	24-24	56	18	24	5	0	4	19	41	.732	16	0	4	1	.548	1	0	0-0	82	1	1	.988
2021	.135	15-15	37	3	5	0	0	2	5	11	.297	5	1	7	1	.244	2	0	0-0	62	2	0	1.000
<b>TOTAL</b>	<b>.297</b>	<b>61-47</b>	<b>118</b>	<b>23</b>	<b>35</b>	<b>8</b>	<b>0</b>	<b>6</b>	<b>31</b>	<b>61</b>	<b>.517</b>	<b>28</b>	<b>1</b>	<b>20</b>	<b>2</b>	<b>.427</b>	<b>3</b>	<b>0</b>	<b>0-0</b>	<b>145</b>	<b>3</b>	<b>1</b>	<b>.993</b>

### #26 MORGAN CUMMINS' CAREER STATISTICS

YEAR	AVG	GP-GS	AB	R	H	2B	3B	HR	RBI	TB	SLG%	BB	HBP	SO	GDP	OB%	SF	SH	SB-ATT	PO	A	E	FLD%
2019	.267	47-25	15	3	4	0	0	0	2	4	.267	1	0	3	0	.313	0	0	0-0	122	5	3	.977
2020	.400	19-17	45	9	18	7	0	4	21	37	.822	5	1	8	0	.436	4	0	0-0	98	7	0	1.000
2021	.240	11-11	25	2	6	0	0	1	3	9	.360	1	1	6	0	.286	1	1	0-0	62	2	3	.955
<b>TOTAL</b>	<b>.329</b>	<b>77-53</b>	<b>85</b>	<b>14</b>	<b>28</b>	<b>7</b>	<b>0</b>	<b>5</b>	<b>26</b>	<b>50</b>	<b>.588</b>	<b>7</b>	<b>2</b>	<b>17</b>	<b>0</b>	<b>.374</b>	<b>5</b>	<b>1</b>	<b>0-0</b>	<b>282</b>	<b>14</b>	<b>6</b>	<b>.980</b>

### #27 SHELBI SUNSERI'S CAREER STATISTICS

YEAR	AVG	GP-GS	AB	R	H	2B	3B	HR	RBI	TB	SLG%	BB	HBP	SO	GDP	OB%	SF	SH	SB-ATT	PO	A	E	FLD%
2018	.261	36-34	92	12	24	6	1	7	14	53	.576	14	0	21	0	.358	0	2	0-0	0	3	0	1.000
2019	.340	60-60	159	30	54	14	0	17	60	119	.748	37	5	33	0	.468	4	0	0-0	2	27	3	.906
2020	.328	24-24	58	8	19	5	1	1	18	29	.500	4	4	5	1	.386	4	1	0-1	1	6	0	1.000
2021	.250	15-15	36	5	9	2	2	3	6	24	.667	8	1	7	0	.391	1	0	0-0	1	2	0	1.000
<b>TOTAL</b>	<b>.307</b>	<b>135-133</b>	<b>345</b>	<b>55</b>	<b>106</b>	<b>27</b>	<b>4</b>	<b>28</b>	<b>98</b>	<b>225</b>	<b>.652</b>	<b>63</b>	<b>10</b>	<b>66</b>	<b>1</b>	<b>.419</b>	<b>9</b>	<b>3</b>	<b>0-1</b>	<b>4</b>	<b>38</b>	<b>3</b>	<b>.933</b>

## Career Stats

YEAR	ERA	W-L	APP-GS	CG	SHO/CBO	SV	IP	H	R	ER	BB	SO	2B	3B	HR	BF	B/AVG.	WP	HBP	BK	SFA	SHA
2018	3.68	1-0	5-2	1	0/2	0	13.1	11	7	7	9	6	0	0	0	63	.224	0	1	0	1	3
2019	2.34	13-10	32-19	12	5/0	5	137.2	112	59	46	60	86	12	0	9	596	.218	9	4	0	2	16
2020	1.20	6-0	8-6	2	1/1	0	35.0	26	10	6	8	26	4	0	1	144	.202	0	3	0	2	2
2021	1.01	3-2	6-4	2	1/0	0	27.2	26	8	4	6	21	2	0	0	123	.230	1	2	0	1	1
<b>TOTAL</b>	<b>2.06</b>	<b>23-12</b>	<b>51-31</b>	<b>17</b>	<b>7/3</b>	<b>5</b>	<b>213.2</b>	<b>175</b>	<b>84</b>	<b>63</b>	<b>83</b>	<b>139</b>	<b>18</b>	<b>0</b>	<b>10</b>	<b>926</b>	<b>.217</b>	<b>10</b>	<b>10</b>	<b>0</b>	<b>6</b>	<b>22</b>

### #37 MORGAN SMITH CAREER STATISTICS

YEAR	AVG	GP-GS	AB	R	H	2B	3B	HR	RBI	TB	SLG%	BB	HBP	SO	GDP	OB%	SF	SH	SB-ATT	PO	A	E	FLD%
2021	.200	4-3	5	4	1	0	0	0	2	1	.200	3	1	1	0	.556	0	0	0-0	0	5	0	1.000
<b>TOTAL</b>	<b>.200</b>	<b>4-3</b>	<b>5</b>	<b>4</b>	<b>1</b>	<b>0</b>	<b>0</b>	<b>0</b>	<b>2</b>	<b>1</b>	<b>.200</b>	<b>3</b>	<b>1</b>	<b>1</b>	<b>0</b>	<b>.556</b>	<b>0</b>	<b>0</b>	<b>0-0</b>	<b>0</b>	<b>5</b>	<b>0</b>	<b>1.000</b>

YEAR	ERA	W-L	APP-GS	CG	SHO/CBO	SV	IP	H	R	ER	BB	SO	2B	3B	HR	BF	B/AVG.	WP	HBP	BK	SFA	SHA
2021	2.80	1-0	2-1	1	0-0	0	5.0	6	3	2	0	3	2	0	0	24	.261	1	1	0	0	0
<b>TOTAL</b>	<b>2.80</b>	<b>1-0</b>	<b>2-1</b>	<b>1</b>	<b>0-0</b>	<b>0</b>	<b>5.0</b>	<b>6</b>	<b>3</b>	<b>2</b>	<b>0</b>	<b>3</b>	<b>2</b>	<b>0</b>	<b>0</b>	<b>24</b>	<b>.261</b>	<b>1</b>	<b>1</b>	<b>0</b>	<b>0</b>	<b>0</b>

### #44 ALI NEWLAND CAREER STATISTICS

YEAR	AVG	GP-GS	AB	R	H	2B	3B	HR	RBI	TB	SLG%	BB	HBP	SO	GDP	OB%	SF	SH	SB-ATT	PO	A	E	FLD%
2021	.200	7-3	10	2	2	0	0	1	4	5	.500	2	0	1	0	.333	0	0	0-0	1	0	0	1.000
<b>TOTAL</b>	<b>.200</b>	<b>7-3</b>	<b>10</b>	<b>2</b>	<b>2</b>	<b>0</b>	<b>0</b>	<b>1</b>	<b>4</b>	<b>5</b>	<b>.500</b>	<b>2</b>	<b>0</b>	<b>1</b>	<b>0</b>	<b>.333</b>	<b>0</b>	<b>0</b>	<b>0-0</b>	<b>1</b>	<b>0</b>	<b>0</b>	<b>1.000</b>

### #47 CAIT CALLAND'S CAREER STATISTICS

YEAR	AVG	GP-GS	AB	R	H	2B	3B	HR	RBI	TB	SLG%	BB	HBP	SO	GDP	OB%	SF	SH	SB-ATT	PO	A	E	FLD%
2020	.364	8-7	11	5	4	0	1	0	3	6	.545	4	1	3	0	.563	0	0	2-2	64	1	0	1.000
2021	.000	4-4	5	1	0	0	0	0	0	0	.000	1	0	1	0	.167	0	0	0-0	23	2	1	.962
<b>TOTAL</b>	<b>.250</b>	<b>12-11</b>	<b>16</b>	<b>6</b>	<b>4</b>	<b>0</b>	<b>1</b>	<b>0</b>	<b>3</b>	<b>6</b>	<b>.375</b>	<b>5</b>	<b>1</b>	<b>4</b>	<b>0</b>	<b>.455</b>	<b>0</b>	<b>0</b>	<b>2-2</b>	<b>87</b>	<b>3</b>	<b>1</b>	<b>.989</b>

### #55 RAELEEN GUTIERREZ CAREER STATISTICS

YEAR	AVG	GP-GS	AB	R	H	2B	3B	HR	RBI	TB	SLG%	BB	HBP	SO	GDP	OB%	SF	SH	SB-ATT	PO	A	E	FLD%
2020	.400	22-5	15	8	6	2	0	0	4	8	.533	1	0	1	0	.438	0	0	0-1	48	0	0	1.000
2021	.300	11-4	10	3	3	1	0	0	2	4	.400	1	0	2	0	.364	0	0	0-0	38	1	1	.975
<b>TOTAL</b>	<b>.360</b>	<b>33-9</b>	<b>25</b>	<b>11</b>	<b>9</b>	<b>3</b>	<b>0</b>	<b>0</b>	<b>6</b>	<b>12</b>	<b>.480</b>	<b>2</b>	<b>0</b>	<b>3</b>	<b>0</b>	<b>.407</b>	<b>0</b>	<b>0</b>	<b>0-1</b>	<b>87</b>	<b>1</b>	<b>1</b>	<b>.989</b>

### #84 KARRINGTON HOUSHMANDZADEH'S CAREER STATISTICS

YEAR	AVG	GP-GS	AB	R	H	2B	3B	HR	RBI	TB	SLG%	BB	HBP	SO	GDP	OB%	SF	SH	SB-ATT	PO	A	E	FLD%
2019	.167	25-0	6	12	1	0	0	0	1	1	.167	0	0	1	0	.167	0	0	3-3	0	0	0	.000
2020	.222	10-2	9	2	2	0	1	0	4	4	.444	0	0	0	0	.222	0	0	0-0	3	0	0	1.000
2021	.000	3-0	1	1	0	0	0	0	0	0	.000	0	0	0	0	.000	0	0	0-0	1	0	1	.500
<b>TOTAL</b>	<b>.188</b>	<b>38-2</b>	<b>16</b>	<b>15</b>	<b>3</b>	<b>0</b>	<b>1</b>	<b>0</b>	<b>5</b>	<b>5</b>	<b>.313</b>	<b>0</b>	<b>0</b>	<b>1</b>	<b>0</b>	<b>.188</b>	<b>0</b>	<b>0</b>	<b>3-3</b>	<b>4</b>	<b>0</b>	<b>1</b>	<b>.800</b>

### #88 CIARA BRIGGS' CAREER STATISTICS

YEAR	AVG	GP-GS	AB	R	H	2B	3B	HR	RBI	TB	SLG%	BB	HBP	SO	GDP	OB%	SF	SH	SB-ATT	PO	A	E	FLD%
2020	.393	24-22	56	19	22	2	1	0	8	26	.464	9	1	6	0	.485	0	5	9-9	19	0	1	.950
2021	.410	15-15	39	8	16	5	2	2	6	31	.795	7	0	6	0	.500	0	0	6-6	18	2	2	.909
<b>TOTAL</b>	<b>.400</b>	<b>39-37</b>	<b>95</b>	<b>27</b>	<b>38</b>	<b>7</b>	<b>3</b>	<b>2</b>	<b>14</b>	<b>57</b>	<b>.600</b>	<b>16</b>	<b>1</b>	<b>12</b>	<b>0</b>	<b>.491</b>	<b>0</b>	<b>5</b>	<b>15-15</b>	<b>37</b>	<b>2</b>	<b>3</b>	<b>.929</b>

## Single-Game Highs

### #00 AKIYA THYMES' CAREER HIGHS

Hits: 1, 4 times  
Total bases: 1, 4 times  
RBI: 1, 2 times  
Runs scored: 1, 34 times  
Walks: 1, 5 times  
Struck out: 1, 4 times  
Sac bunts: 1, Iowa, Feb 09, 2019  
At bats: 3, Illinois State, Mar 02, 2019  
Stolen bases: 2, Southern Miss, Apr 06, 2016  
Caught stealing: 1, 3 times  
Field chances: 3, Iowa, Feb 09, 2019  
Putouts: 3, Iowa, Feb 09, 2019

### #1 VICTORIA ABRAMS' CAREER HIGHS

Hits: 1, Sam Houston State, Feb 22, 2020  
Total bases: 1, Sam Houston State, Feb 22, 2020  
RBI: 2, Sam Houston State, Feb 22, 2020  
At bats: 1, 2 times  
Innings pitched: 1.0, 2 times  
Strikeouts: 1, Florida A&M, Feb 09, 2020  
Batters faced: 4, Sam Houston State, Feb 22, 2020  
Field chances: 1, Florida A&M, Feb 09, 2020  
Assists: 1, Florida A&M, Feb 09, 2020

### #2 ALI KILPONEN'S CAREER HIGHS

Innings pitched: 7.0, 4 times  
Walks allowed: 5, Illinois State, Mar 02, 2019  
Strikeouts: 15, Campbell, Mar 07, 2020  
Batters faced: 30, at Georgia, Mar 22, 2019  
Field chances: 4, Liberty, Feb 21, 2021  
Putouts: 1, Liberty, Feb 21, 2021  
Assists: 3, Liberty, Feb 21, 2021

### #3 TAYLOR TIDWELL'S CAREER HIGHS

Hits: 2, 5 times  
Doubles: 2, Florida A&M, Feb 09, 2020  
Triples: 1, Florida A&M, Feb 08, 2020  
Home runs: 1, 4 times  
Total bases: 5, 2 times  
RBI: 3, 2 times  
Runs scored: 2, 2 times  
Walks: 2, Belmont, Feb 21, 2020  
Hit by pitch: 1, 3 times  
Struck out: 2, 2 times  
Sac flies: 1, Iowa, Feb 09, 2019  
At bats: 3, 9 times  
Stolen bases: 1, 2 times  
Field chances: 8, ULL, Feb 16, 2020  
Putouts: 5, ULL, Feb 16, 2020  
Assists: 3, vs. Loyola Marymount, Feb 27, 2020

### #4 ALIYAH ANDREWS' CAREER HIGHS

Hits: 4, 2 times  
Doubles: 1, 10 times  
Triples: 1, 3 times  
Total bases: 6, Auburn, Mar 09, 2018  
RBI: 2, 4 times  
Runs scored: 3, 9 times  
Walks: 2, 5 times  
Hit by pitch: 1, 4 times  
Struck out: 2, 6 times  
Sac flies: 1, 2 times  
Sac bunts: 1, 19 times  
At bats: 8, Ole Miss, Apr 06, 2018  
Stolen bases: 4, Oregon State, Feb 17, 2018  
Caught stealing: 1, 9 times  
Field chances: 7, South Carolina, Mar 29, 2019  
Putouts: 7, South Carolina, Mar 29, 2019  
Assists: 1, 7 times

### #6 MARIBETH GORSUCH'S CAREER HIGHS

Struck out: 2, Tennessee, Apr 23, 2017  
At bats: 3, at Ole Miss, Apr 15, 2017  
Innings pitched: 10.0, Illinois State, Mar 02, 2018  
Walks allowed: 6, Kentucky, Apr 12, 2019  
Strikeouts: 16, Belmont, Feb 22, 2020  
Batters faced: 35, Illinois State, Mar 02, 2018  
Field chances: 4, 2 times  
Putouts: 2, vs Bethune-Cookman, Feb 23, 2017  
Assists: 4, at Mizzou, Mar 30, 2018  
Runners CS: 1, 4 times

### #8 SAVANNAH STEWART'S CAREER HIGHS

Hits: 3, at Northwestern State, Mar 05, 2019  
Doubles: 2, Alabama, May 03, 2019  
Triples: 1, 4 times  
Total bases: 5, South Alabama, Mar 10, 2020  
RBI: 2, 3 times  
Runs scored: 2, 6 times  
Walks: 2, Iowa, Feb 08, 2019  
Strikeout: 2, 5 times  
Sac flies: 1, 2 times  
Sac bunts: 1, 3 times  
At bats: 6, Texas Tech, May 18, 2019  
Stolen bases: 1, 7 times  
Caught stealing: 1, Florida A&M, Feb 09, 2020  
Field chances: 8, at Northwestern State, Mar 05, 2019  
Putouts: 7, Texas Tech, May 18, 2019  
Assists: 1, 3 times

### #11 SHELBY WICKERSHAM'S CAREER HIGHS

Innings pitched: 7.0, 7 times  
Walks allowed: 4, 2 times  
Strikeouts: 8, vs Colorado State, Feb 29, 2020  
Batters faced: 29, Florida, Mar 18, 2019  
Field chances: 4, USC Upstate, Mar 01, 2019  
Putouts: 1, 4 times  
Assists: 4, USC Upstate, Mar 01, 2019  
Runners CS: 1, 5 times

### #13 DANIECA COFFEY'S CAREER HIGHS

Hits: 2, Liberty, Feb 21, 2021  
Triples: 1, Liberty, Feb 21, 2021  
Total Bases: 4, Liberty, Feb 21, 2021  
Runs scored: 2, Liberty, Feb 21, 2021  
Walks: 1, Liberty, Feb 21, 2021  
Struck out: 1, Duke, Feb 12, 2021  
At Bats: 3, 3 times  
Stolen Bases: 1, 2 times  
Field chances: 5, Kansas, Feb 13, 2021  
Putouts: 4, Kansas, Feb 13, 2021  
Assists: 2, Alabama, Feb 20, 2021

### #14 ANNA JONES' CAREER HIGHS

Hits: 2, Illinois State, Mar 08, 2020  
Doubles: 1, vs Washington, Feb 28, 2020  
Total bases: 2, 2 times  
RBI: 1, 3 times  
Runs scored: 1, 9 times  
Walks: 1, 4 times  
Struck out: 1, 5 times  
Sac bunts: 1, Illinois State, Mar 07, 2020  
At bats: 3, 2 times  
Field chances: 5, vs California, Feb 28, 2020  
Putouts: 4, vs California, Feb 28, 2020  
Assists: 3, vs Colorado State, Feb 29, 2020

### #16 TARYN ANTOINE'S CAREER HIGHS

Hits: 2, 5 times  
Doubles: 1, 7 times  
Triples: 1, 4 times  
Total bases: 4, Bucknell, Feb 10, 2019  
RBI: 3, Iowa, Feb 08, 2019; Iowa, Feb 09, 2019

Runs scored: 2, 9 times  
Walks: 3, Northwestern State, Apr 17, 2018  
Struck out: 4, Ole Miss, Apr 06, 2018  
Sac flies: 1, 3 times  
Sac bunts: 1, 5 times  
At bats: 7, Ole Miss, Apr 06, 2018  
Stolen bases: 2, USC Upstate, Mar 01, 2019  
Caught stealing: 1, 2 times  
Field chances: 4, vs Texas, Feb 15, 2019  
Putouts: 3, 3 times  
Assists: 1, 2 times

### #17 TAYLOR PLEASANTS' CAREER HIGHS

Hits: 3, 6 times  
Doubles: 1, 8 times  
Triples: 1, vs. Cal, Feb 28, 2020  
Home runs: 2, Liberty, Feb 21, 2021  
Total bases: 10, Liberty, Feb 21, 2021  
RBI: 6, Liberty, 21, 2021  
Runs scored: 4, Sam Houston State, Feb 22, 2020  
Walks: 5, Sam Houston State, Feb 22, 2020  
Hit by pitch: 1, 2 times  
Struck out: 2, 2 times  
Sac flies: 2, Illinois State, Mar 08, 2020  
At bats: 4, 6 times  
Stolen Bases: 1, McNeese St., Feb 11, 2021  
Field chances: 11, UL-Lafayette, Feb 27, 2021  
Putouts: 3, 6 times  
Assists: 7, 2 times

### #18 KENNEDI HOUSHMANDZADEH'S CAREER HIGHS

Runs scored: 1, North Dakota, Feb 17, 2021  
Struck out: 1, North Dakota, Feb 17, 2021  
At bats: 1, North Dakota, Feb 17, 2021  
Field chances: 1, North Dakota, Feb 17, 2021  
Putouts: 1, North Dakota, Feb 17, 2021

### #20 JORDYN PERKINS' CAREER HIGHS

Hits: 1, 5 times  
Doubles: 1, Sam Houston State, Feb 22, 2020  
Home runs: 1, 2 times  
Total bases: 4, 2 times  
RBI: 3, 2 times  
Runs scored: 1, 5 times  
Walks: 1, 6 times  
Struck out: 1, 5 times  
At bats: 1, 19 times  
Field chances: 3, Campbell, Mar 06, 2020  
Putouts: 2, Campbell, Mar 06, 2020  
Assists: 1, 3 times

### #21 TAYLOR EDWARDS' CAREER HIGHS

Hits: 1, Florida A&M, Feb 09, 2020  
Doubles: 1, Florida A&M, Feb 09, 2020  
Total bases: 2, Florida A&M, Feb 09, 2020  
Runs scored: 1, Sam Houston State, Feb 22, 2020  
Walks: 1, Sam Houston State, Feb 22, 2020  
At bats: 1, 3 times  
Innings pitched: 1.0, 3 times  
Walks allowed: 2, Sam Houston State, Feb 22, 2020  
Strikeouts: 1, 2 times  
Batters faced: 6, Sam Houston State, Feb 22, 2020  
Field chances: 1, Florida A&M, Feb 09, 2020  
Assists: 1, Florida A&M, Feb 09, 2020

### #22 AMANDA DOYLE'S CAREER HIGHS

Hits: 3, 10 times  
Doubles: 2, 2 times  
Triples: 1, Illinois St., Mar 03, 2017  
Home runs: 2, 3 times  
Total bases: 9, North Dakota, Feb 17, 2021  
RBI: 7, North Dakota, Feb 17, 2021

## Single-Game Highs

Runs scored: 3, vs Long Beach St., Feb 24, 2017  
Walks: 2, 8 times  
Hit by pitch: 2, Arkansas, May 06, 2018  
Struck out: 3, 3 times  
Sac flies: 1, 15 times  
Sac bunts: 1, 2 times  
At bats: 8, Ole Miss, Apr 06, 2018  
Stolen bases: 1, 4 times  
Caught stealing: 1, 2 times  
Field chances: 26, Ole Miss, Apr 06, 2018  
Putouts: 26, Ole Miss, Apr 06, 2018  
Assists: 5, 4 times

### #24 HAYDEN BROWN'S CAREER HIGHS

At bats: 1, Central Arkansas, Feb 23, 2021

### #25 GEORGIA CLARK'S CAREER HIGHS

Hits: 2, 6 times  
Doubles: 2, Sam Houston State, Feb 22, 2020  
Home runs: 1, 6 times  
Total bases: 6, LA Tech, Feb 19, 2020  
RBI: 4, LA Tech, Feb 19, 2020  
Runs scored: 2, 5 times  
Walks: 3, Florida A&M, Feb 09, 2020  
Hit by pitch: 1, Liberty, Feb 20, 2021  
Struck out: 2, 2 times  
Sac flies: 1, 4 times  
At bats: 4, 3 times  
Field chances: 9, 2 times  
Putouts: 9, 2 times  
Assists: 1, 3 times

### #26 MORGAN CUMMINS' CAREER HIGHS

Hits: 3, Iowa, Feb 09, 2019  
Doubles: 1, 7 times  
Home runs: 1, 5 times  
Total bases: 6, 2 times  
RBI: 6, Sam Houston State, Feb 21, 2020  
Runs scored: 2, 3 times  
Walks: 1, 7 times  
Hit by pitch: 1, 2 times  
Struck out: 2, 3 times  
Sac flies: 2, Sam Houston State, Feb 22, 2020  
Sac bunts: 1, Alabama, Feb 20, 2021  
At bats: 4, vs Texas Tech, Feb 27, 2020  
Field chances: 14, Lamar, Mar 20, 2019  
Putouts: 14, Lamar, Mar 20, 2019  
Assists: 2, 2 times  
Runners CS: 1, 6 times

### #27 SHELBI SUNSERI'S CAREER HIGHS

Hits: 3, at Georgia, Mar 23, 2019  
Doubles: 1, 27 times  
Triples: 1, 5 times  
Home runs: 2, Tulsa, Feb 08, 2019  
Total bases: 8, Tulsa, Feb 08, 2019  
RBI: 4, 3 times  
Runs scored: 2, 9 times  
Walks: 3, 4 times  
Hit by pitch: 1, 10 times  
Struck out: 3, 3 times  
Sac flies: 1, 9 times  
Sac bunts: 1, 3 times  
At bats: 6, Ole Miss, Apr 06, 2018  
Caught Stealing: 1, vs. Cal, Feb 28, 2020  
Innings pitched: 13.0, Texas Tech, May 18, 2019  
Walks allowed: 6, Florida, Mar 16, 2019  
Strikeouts: 10, Memphis, Feb 22, 2019  
Batters faced: 53, Texas Tech, May 18, 2019  
Field chances: 4, Kentucky, Apr 14, 2019  
Putouts: 1, 4 times  
Assists: 4, Kentucky, Apr 14, 2019  
Runners CS: 1, 3 times

### #37 MORGANSMITH'S CAREER HIGHS

Hits: 1, North Dakota, Feb 17, 2021  
Total Bases: 1, North Dakota, Feb 17, 2021  
RBI: 2, North Dakota, Feb 17, 2021  
Runs Scored: 3, North Dakota, Feb 17, 2021  
Walks: 2, North Dakota, Feb 17, 2021  
Hit by pitch: 1, North Dakota, Feb 17, 2021  
Struck out: 1, UL-Lafayette, Feb 27, 2021  
At bats: 2, 2 times  
Innings Pitched: 7.0, Buffalo, Feb 27, 2021  
Strikeouts: 3, North Dakota, Feb 17, 2021  
Batters faced: 24, Buffalo, Feb 27, 2021  
Field Chances: 4, Buffaol, Feb 27, 2021  
Assists: 4, Buffaol, Feb 27, 2021

### #44 ALI NEWLAND'S CAREER HIGHS

Hits: 1, North Dakota, Feb 17, 2021  
Homeruns: 1, North Dakota, Feb 17, 2021  
Total Bases: 4, North Dakota, Feb 17, 2021  
RBI: 4, North Dakota, Feb 17, 2021  
Runs Scored: 1, 2 times  
Walks: 1, 2 times  
Struck out: 1, Oklahoma State, Feb 26, 2021  
At bats: 2, Liberty, Feb 21, 2021  
Field chances: 1, Central Arkansas, Feb 23, 2021  
Putouts: 1, Central Arkansas, Feb 23, 2021

### #47 CAIT CALLAND'S CAREER HIGHS

Hits: 2, Florida A&M, Feb 09, 2020  
Triples: 1, Florida A&M, Feb 09, 2020  
Total bases: 4, Florida A&M, Feb 09, 2020  
RBI: 2, Campbell, Mar 07, 2020  
Runs scored: 3, Florida A&M, Feb 09, 2020  
Walks: 2, Belmont, Feb 22, 2020  
Hit by pitch: 1, Belmont, Feb 22, 2020  
Struck out: 1, 4 times  
At bats: 3, 2 times  
Stolen bases: 1, 2 times  
Field chances: 16, 2 times  
Putouts: 16, 2 times  
Assists: 1, 3 times

### #55 RAELEEN GUTIERREZ'S CAREER HIGHS

Hits: 2, Florida A&M, Feb 08, 2020  
Doubles: 1, 3 times  
Total bases: 2, 4 times  
RBI: 3, Campbell, Mar 06, 2020  
Runs scored: 2, North Dakota, Feb 17, 2021  
Walks: 1, Campbell, Mar 06, 2020  
Struck out: 1, 3 times  
At bats: 3, 5 times  
Caught stealing: 1, North Dakota, Feb 16, 2020  
Field chances: 9, Oklahoma State, Feb 26, 2021  
Putouts: 9, Oklahoma State, Feb 26, 2021  
Assists: 1, UL-Lafayette, Feb 27, 2021

### #84 KARRINGTON HOUSHMANDZADEH'S CAREER HIGHS

Hits: 1, 3 times  
Triples: 1, Florida A&M, Feb 09, 2020  
Total bases: 3, Florida A&M, Feb 09, 2020  
RBI: 3, Florida A&M, Feb 09, 2020  
Runs scored: 1, 15 times  
Struck out: 1, at Georgia, Mar 23, 2019  
At bats: 3, Belmont, Feb 22, 2020  
Stolen bases: 1, 3 times  
Field chances: 2, North Dakota, Feb 17, 2021  
Putouts: 1, 4 times

### #88 CIARA BRIGGS' CAREER HIGHS

Hits: 3, Samford, Feb 14, 2020  
Doubles: 1, 8 times  
Triples: 1, 3 times  
Home Runs: 1, 2 times  
Total bases: 5, 2 times  
RBI: 3, McNeese St., Feb 11, 2021  
Runs scored: 3, Illinois State, Mar 08, 2020  
Walks: 3, Oklahoma State, Feb 26, 2021  
Hit by pitch: 1, Belmont, Feb 22, 2020  
Struck out: 2, 3 times  
Sac bunts: 1, 5 times  
At bats: 4, 2 times  
Stolen bases: 3, Illinois State, Mar 08, 2020  
Field chances: 4, 2 times  
Putouts: 4, vs California, Feb 28, 2020  
Assists: 2, vs Alabama, Feb 20, 2021



## 2021 TV/Radio Chart



**00**  
**Akiya Thymes**  
Outfield  
5-1 · R Sr.-5Y · L/R  
Brusly, La.



**1**  
**Victoria Abrams**  
Utility/Pitcher  
5-9 · Fr.-1Y · R/R  
Columbia, La.



**2**  
**Ali Kiloponen**  
Pitcher  
6-0 · So.-2Y · R/R  
Highlands Ranch, Colo.



**3**  
**Taylor Tidwell**  
Infielder  
5-11 · So.-2Y · R/R  
Gonzales, La.



**4**  
**Aliyah Andrews**  
Outfield  
5-7 · Sr.-4Y · L/R  
Oldsmar, Fla.



**6**  
**Maribeth Gorsuch**  
Pitcher  
5-10 · Sr.-4Y · R/R  
Lewisville, Texas



**8**  
**Savannah Stewart**  
Outfielder  
5-8 · So.-2Y · L/R  
Marietta, Ga.



**10**  
**Emilee Casanova**  
Pitcher  
6-2 · Fr.-HS · R/R  
Amite, La.



**11**  
**Shelby Wickersham**  
Pitcher  
5-10 · So.-2Y · R/R  
Metairie, La.



**13**  
**Danieca Coffey**  
Infield  
5-6 · Fr.-HS · L/R  
Richwood, Texas



**14**  
**Anna Jones**  
Outfield  
5-5 · Fr.-1Y · L/R  
Deer Park, Texas



**16**  
**Taryn Antoine**  
Outfield  
5-3 · Jr.-3Y · L/R  
Alexandria, La.



**17**  
**Taylor Pleasants**  
Infield  
6-0 · Fr.-1Y · L/R  
Houston, Texas.



**18**  
**Kennedy Houshmandzadeh**  
Infield  
5-4 · Fr.-HS · R/R  
Cerritos, Calif.



**20**  
**Jordyn Perkins**  
Utility  
5-3 · So.-2Y · R/R  
Metairie, La.



**21**  
**Taylor Edwards**  
Pitcher  
5-8 · Fr.-1Y · R/R  
Marrero, La.




**22**  
**Amanda Doyle**  
Infielder  
5-8 · Sr.-4Y · R/R  
Santa Clarita, Calif.



**24**  
**Hayden Brown**  
Catcher  
5-10 · Fr.-HS · R/R  
Colleyville, Texas



**25**  
**Georgia Clark**  
Infielder  
5-9 · So.-2Y · R/R  
Houston, Texas



**26**  
**Morgan Cummins**  
Catcher  
5-8 · So.-2Y · R/R  
Sarasota, Fla.



**27**  
**Shelbi Sunseri**  
Pitcher/Utility  
5-10 · Jr.-3Y · R/R  
Santa Fe, Texas



**37**  
**Morgan Smith**  
Pitcher  
5-10 · Fr.-HS · R/R  
Phoenix, Ariz.



**42**  
**Emari Frazier**  
Infield  
5-6 · Fr.-HS · R/R  
Franklin, Tenn.




**44**  
**Ali Newland**  
Outfield  
5-4 · Fr.-HS · L/R  
Bremen, Ga.



**47**  
**Cait Calland**  
Catcher  
5-3 · Fr.-1Y · L/R  
Katy, Texas



**55**  
**Raeleen Gutierrez**  
Infield  
5-10 · Fr.-1Y · L/L  
Upland, Calif.



**84**  
**Karrington Houshmandzadeh**  
Infield  
5-9 · So.-2Y · L/R  
Cerritos, Calif.



**88**  
**Ciara Briggs**  
Outfield  
5-5 · Fr.-1Y · L/R  
Yorba Linda, Calif.



**99**  
**Presleigh Pilon**  
Infield  
5-8 · Fr.-HS · L/R  
Murrieta, Calif.



**Beth Torina**  
Head Coach  
10th Season