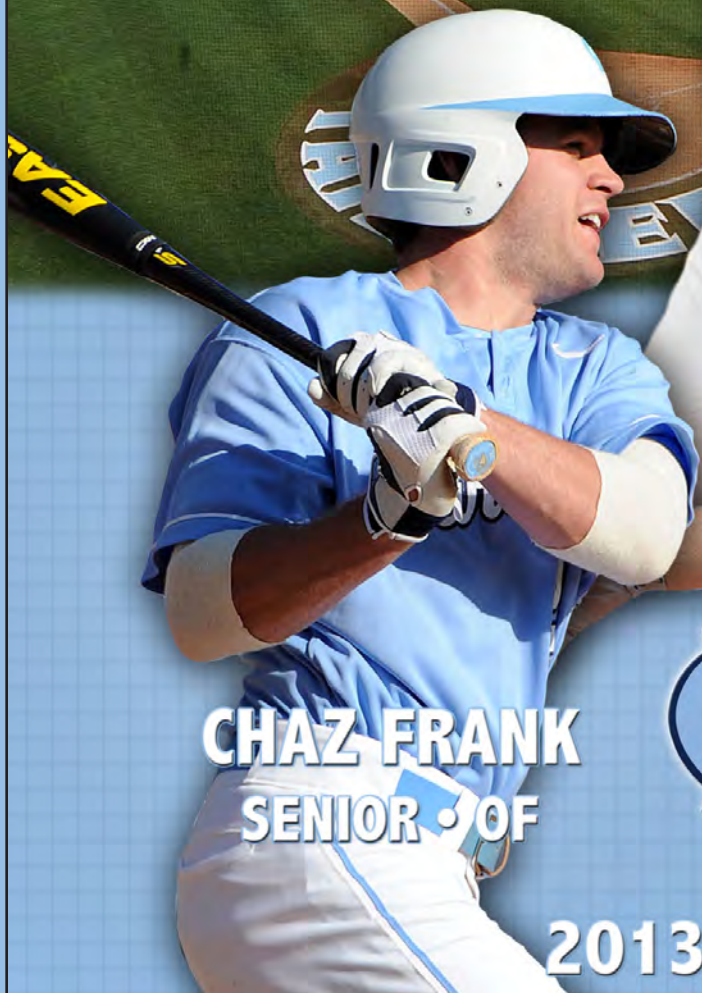


2013
CAROLINA
Baseball



CHRIS MUNNELLY
SENIOR • RHP



CHAZ FRANK
SENIOR • OF



CODY STUBBS
SENIOR • 1B

2013 YEARBOOK

2013 NORTH CAROLINA BASEBALL

AT BAT	BALL	STRIKE	OUT	HITS	E	H/E	PITCH SPEED					
1	2	3	4	5	6	7	8	9	10	RUNS	HITS	E



2013 NORTH CAROLINA BASEBALL

First Row (L-R): Chris O'Brien, Brian Holberton, Alex Raburn, Mike Zolk, Chaz Frank, Michael Massardo, Tom Zengel, Trent Thornton, Landon Fraley, Matt Campbell.

Second Row (L-R): Hobbs Johnson, Zach Daly, Landon Lassiter, Tate Parrish, Corey Dunbar, Matt Rubino, Chris McCue, Parks Jordan, Shane Taylor, Chris Munnelly.

Third Row (L-R): Head Coach Mike Fox, Associate Head Coach Scott Forbes, Benton Moss, Skye Bolt, Jack Geraghty, Peter Hendel, Matt Roberts, Reilly Hovis, Assistant Coach Bryant Gaines, Assistant Coach Scott Jackson.

Fourth Row (L-R): Trevor Kelley, Luis Paula, Colin Moran, Kent Emanuel, Taylore Cherry, Mason McCullough, Cody Stubbs, Grayson Atwood, Andrew Smith, Michael Russell.

University Information

Location	Chapel Hill, N.C.
Undergraduate Enrollment	18,579
Chartered	1789
Nickname	Tar Heels
Colors	Carolina Blue and White
Conference	Atlantic Coast
National Affiliation	NCAA, Division I
Chancellor	Holden Thorp
Athletic Director	Bubba Cunningham
Executive Associate AD	Larry Gallo Jr.
Athletic Department Switchboards	
Smith Center	(919) 962-6000
Carmichael Auditorium	(919) 962-5411

Baseball Information

Head Coach	Mike Fox (North Carolina '78)
Career Record	1,174-403-5 (29 years)
Record at Carolina	634-262-1 (14 years)
Associate Head Coach/Pitching Coach	Scott Forbes
Assistant Coach/Recruiting Coordinator	Scott Jackson
Assistant Coach	Bryant Gaines
Director of Baseball Operations	Dave Arendas
Equipment/Clubhouse Manager	Tyson Lusk
Administrative Assistant	Joan Holt
Office Phone	(919) 962-2351
Office Fax	(919) 962-3865
2012 Record	46-16, 22-8 ACC (1st, Coastal)
2012 Postseason Play	NCAA Regional, 2-2
2012 Final Rankings	15-NCBWA, 17-BA, USA, CB
Letterwinners Returning/Lost	22/10
Position Starters Returning/Lost	7/2
Starting Pitchers Returning/Lost	6/0
Home Field	Boshamer Stadium
Capacity	4,100
Surface	Natural Grass
Dimensions LF-335, LC-370, CF-400, RC-355, RF-340	

Baseball Information

Assistant AD/Communications	Kevin Best
Assistant Director (baseball contact)	Dave Schmidt
Schmidt's Office Phone	(919) 962-0084
Office Fax	(919) 962-0612
Schmidt's Cell Phone	(919) 619-3344
Schmidt's Email	dschmidt@uncaa.unc.edu
Press Box Phone	(919) 962-3509
Mailing Address	P.O. Box 2126
	Chapel Hill, NC 27515
UNC Athletics Web Page	GoHeels.com



Supporting Carolina Baseball

The University of North Carolina is proud of its long-standing relationship with Nike, Inc. The two parties signed a new 10-year contract in May 2009 for Nike to continue as the exclusive supplier of athletic footwear, apparel and accessory products. Nike will provide the athletic department with shoes, uniforms, coaching gear, balls and other equipment. Nike also gave the University \$2 million for the Chancellor's Academic Enhancement Fund to support faculty. This partnership has benefitted all 28 varsity sports and provided millions of dollars for academics and student scholarships at the University.



Credits

The 2013 North Carolina Baseball Media Guide was written, designed and edited by Dave Schmidt, Assistant Director of Athletic Communications. Editorial assistance provided by Megan Walsh and the UNC Athletic Communications staff. Covers designed by Schmidt. Team photo and current action photos by Jeffrey Camarati and Joe Bray, unless noted. Special thanks to Grant Halverson, Michelle Bishop, Minorwhite Studios, Dan Sears, Justin Smith and Rob Goldberg, as well as many professional baseball clubs, for photo assistance. Printed by UNC Printing Services in Chapel Hill, N.C.

Table Of Contents

General Information	1
2013 Roster	2
2013 Photo Roster	3
2013 Schedule	4
2013 Outlook	5-7
Player Profiles	8-27
Head Coach Mike Fox	28-29
Associate Head Coach Scott Forbes	30
Assistant Coach Scott Jackson	31
Assistant Coach Bryant Gaines	32
Support Staff	33-34
Athletic Administration	35
This Is Carolina Baseball	36-61
2012 Season Review	62-63
2012 Results And Statistics	64-65
2012 Game-By-Game Statistics	66-67
National Players Of The Year	68
All-America Selections	69-70
Assorted National Awards	71
ACC Honors	72
Team Awards	73
Team USA & Summer Leagues	74
Tar Heels In The MLB Draft	75
Tar Heels In Professional Baseball	76-77
Record Book	78-82
Year-By-Year Statistics	83
Annual Leaders	84-85
ACC Tournament History	86
NCAA Tournament History	87-88
College World Series History	89
Lettermen Since 1947	90-91
Year-By-Year Results	92
Carolina In The ACC	93
Coaching Records/All-Time Series Records	94
All-Time Results	95-102
The ACC/Opponent Information	103
Media Information	104



Alphabetical

42	Grayson Atwood
20	Skye Bolt
4	Matt Campbell
48	Taylor Cherry
16	Zach Daly
43	Korey Dunbar
41	Kent Emanuel
2	Chaz Frank
34	Peter Hendel
10	Brian Holberton
28	Reilly Hovis
29	Hobbs Johnson
8	Parks Jordan
44	Trevor Kelley
12	Landon Lassiter
1	Michael Massardo
17	Chris McCue
32	Mason McCullough
18	Colin Moran
39	Benton Moss
37	Chris Munnely
14	Chris O'Brien
27	Tate Parrish
46	Luis Paula
6	Alex Raburn
7	Matt Roberts
24	Matt Rubino
5	Michael Russell
36	Andrew Smith
25	Cody Stubbs
26	Shane Taylor
31	Trent Thornton
19	Tom Zengel
3	Mike Zolk

By Class**Seniors (3)**

2	Chaz Frank
37	Chris Munnely
25	Cody Stubbs

Juniors (9)

41	Kent Emanuel
10	Brian Holberton
29	Hobbs Johnson
8	Parks Jordan
18	Colin Moran
27	Tate Parrish
7	Matt Roberts
26	Shane Taylor
19	Tom Zengel

Sophomores (11)

42	Grayson Atwood
44	Trevor Kelley
17	Chris McCue
32	Mason McCullough
39	Benton Moss
14	Chris O'Brien
46	Luis Paula
24	Matt Rubino
5	Michael Russell
36	Andrew Smith*
3	Mike Zolk

Freshmen (11)

20	Skye Bolt
4	Matt Campbell
48	Taylor Cherry
16	Zach Daly
43	Korey Dunbar
34	Peter Hendel*
28	Reilly Hovis
12	Landon Lassiter
1	Michael Massardo
6	Alex Raburn
31	Trent Thornton
*	- Redshirt

Numerical

No.	Player	Pos.	B/T	Ht.	Wt.	Class	Hometown (Previous School)
1	Michael Massardo	OF	L/R	5-7	170	Fr.	Waxhaw, N.C. (Charlotte Latin)
2	Chaz Frank	OF	L/L	5-10	175	Sr.	Lexington, N.C. (Central Davidson)
3	Mike Zolk	2B	L/R	5-9	185	So.	Philadelphia, Pa. (Neuman-Garetti)
4	Matt Campbell	SS/2B	R/R	5-11	165	Fr.	Chesapeake, Va. (Hickory)
5	Michael Russell	INF/OF	R/R	6-2	200	So.	Huntersville, N.C. (Hopewell)
6	Alex Raburn	INF/OF	R/R	5-10	180	Fr.	Durham, N.C. (Jordan)
7	Matt Roberts	C	R/R	6-1	195	Jr.	Graham, N.C. (Graham)
8	Parks Jordan	OF/1B	L/R	6-1	190	Jr.	Winston-Salem, N.C. (Glenn)
10	Brian Holberton	C/OF	L/R	5-10	190	Jr.	Charlotte, N.C. (Myers Park)
12	Landon Lassiter	SS/2B	R/R	6-1	180	Fr.	High Point, N.C. (North Davidson)
14	Chris O'Brien	LHP	L/L	5-11	190	So.	Drexel Hill, Pa. (Malvern Prep)
16	Zach Daly	OF	L/L	6-2	180	Fr.	Gastonia, N.C. (Forestview)
17	Chris McCue	RHP	R/R	6-0	155	So.	Charlotte, N.C. (Ardrey Kell)
18	Colin Moran	3B	L/R	6-3	215	Jr.	Rye, N.Y. (Iona Prep)
19	Tom Zengel	OF	L/L	5-11	200	Jr.	High Bridge, N.J. (North Hunterdon)
20	Skye Bolt	OF	S/R	6-2	175	Fr.	Woodstock, Ga. (Holy Innocents)
24	Matt Rubino	C/OF	L/R	5-10	190	So.	Aliquippa, Pa. (Hopewell/Florence Darlington)
25	Cody Stubbs	1B	L/R	6-4	215	Sr.	Waynesville, N.C. (Tuscola/Walters State)
26	Shane Taylor	RHP	R/R	6-1	195	Jr.	Mullica Hill, N.J. (Clearview Regional)
27	Tate Parrish	LHP	R/L	6-1	180	Jr.	Smithfield, N.C. (Smithfield-Selma)
28	Reilly Hovis	RHP	R/R	6-3	190	Fr.	Gastonia, N.C. (Forestview)
29	Hobbs Johnson	LHP	R/L	5-11	210	Jr.	Rocky Mount, N.C. (Rocky Mount)
31	Trent Thornton	RHP	R/R	6-0	170	Fr.	Charlotte, N.C. (Ardrey Kell)
32	Mason McCullough	RHP	R/R	6-4	227	So.	Shelby, N.C. (Crest)
34	Peter Hendel	LHP	S/L	6-2	190	Fr.*	Waxhaw, N.C. (Cuthbertson)
36	Andrew Smith	RHP	R/R	6-2	207	So.*	Roswell, Ga. (Roswell)
37	Chris Munnely	RHP	R/R	6-2	200	Sr.	Winston-Salem, N.C. (Forsyth Country Day)
39	Benton Moss	RHP	R/R	6-2	174	So.	Rocky Mount, N.C. (Rocky Mount)
41	Kent Emanuel	LHP	L/L	6-4	225	Jr.	Woodstock, Ga. (Woodstock)
42	Grayson Atwood	1B	R/R	6-4	202	So.	Mt. Pleasant, N.C. (Mt. Pleasant)
43	Korey Dunbar	C	R/R	6-0	215	Fr.	Charleston, W. Va. (Nitro)
44	Trevor Kelley	RHP	R/R	6-2	210	So.	Wilmington, N.C. (Ashley)
46	Luis Paula	RHP	S/R	6-3	185	So.	McLeansville, N.C. (Northeast Guilford)
48	Taylor Cherry	RHP	R/R	6-8	270	Fr.	Dayton, Ohio (Butler)

Coaching & Support Staff**Head Coach:** 30 Mike Fox (15th season)**Associate Head Coach/Pitching Coach:** 21 Scott Forbes (Eighth season)**Assistant Coach/Recruiting Coordinator:** 15 Scott Jackson (Fifth season)**Assistant Coach:** 23 Bryant Gaines (First season)**Director of Baseball Operations:** Dave Arendas**Director of Strength and Conditioning:** Greg Gatz**Head Athletic Trainer:** Terri Jo Rucinski**Graduate Assistant Athletic Trainers:** Wyatt Litte and Taryn Gilrein**Equipment Manager:** Tyson Lusk**Head Student Manager:** Tyler Puryear**Student Managers:** Josh Ellis and Kegan Lowe**Student Managers/Bullpen Catchers:** Zach Fitzpatrick and Will Norrell

* - Redshirt

Pronunciation Guide

Peter Hendel	HEN-dull
Brian Holberton	HOLE-Burr-ten
Colin Moran	muh-RAN
Chris Munnely	MUHN-uh-lee
Tom Zengel	ZEN-gull
Mike Zolk	ZOHLK

Breakdown By Position**Pitchers (16)**

Taylor Cherry (Fr.)
 Kent Emanuel (Jr.)
 Peter Hendel (Fr.*)
 Reilly Hovis (Fr.)
 Hobbs Johnson (Jr.)
 Trevor Kelley (So.)
 Chris McCue (So.)
 Mason McCullough (So.)
 Benton Moss (So.)
 Chris Munnely (Sr.)
 Chris O'Brien (So.)
 Tate Parrish (Jr.)
 Luis Paula (So.)

Andrew Smith (So.*)
 Shane Taylor (Jr.)
 Trent Thornton (Fr.)

Catchers (3)

Korey Dunbar (Fr.)
 Matt Roberts (Jr.)
 Matt Rubino (So.)

Infielders (8)

Grayson Atwood (So.)
 Matt Campbell (Fr.)
 Landon Lassiter (Fr.)
 Colin Moran (Jr.)
 Alex Raburn (Fr.)
 Michael Russell (So.)
 Cody Stubbs (Sr.)
 Mike Zolk (So.)

Outfielders (7)


Skye Bolt (Fr.)
 Zach Daly (Fr.)
 Brian Holberton (Jr.)
 Chaz Frank (Sr.)
 Parks Jordan (Jr.)
 Michael Massardo (Fr.)
 Tom Zengel (Jr.)




1 • Michael Massardo



2 • Chaz Frank




3 • Mike Zolk



4 • Matt Campbell



5 • Michael Russell



6 • Alex Raburn



7 • Matt Roberts



8 • Parks Jordan



10 • Brian Holberton



12 • Landon Lassiter



14 • Chris O'Brien




16 • Zach Daly




17 • Chris McCue



18 • Colin Moran



19 • Tom Zengel



20 • Skye Bolt



24 • Matt Rubino




25 • Cody Stubbs




26 • Shane Taylor



27 • Tate Parrish



28 • Reilly Hovis



29 • Hobbs Johnson



31 • Trent Thornton



32 • Mason McCullough




34 • Peter Hendel



36 • Andrew Smith



37 • Chris Munnely



39 • Benton Moss




41 • Kent Emanuel



42 • Grayson Atwood




43 • Korey Dunbar



44 • Trevor Kelley



46 • Luis Paula



48 • Taylore Cherry



30 • Mike Fox



21 • Scott Forbes



15 • Scott Jackson



23 • Bryant Gaines



Date	Day	Opponent	Site	Time	TV/Internet
Feb. 15	Fri.	Seton Hall	Chapel Hill	3 p.m.	GoHeels.com
Feb. 16	Sat.	Seton Hall	Chapel Hill	2 p.m.	
Feb. 17	Sun.	Seton Hall	Chapel Hill	1 p.m.	
Feb. 22	Fri.	Stony Brook	Chapel Hill	3 p.m.	
Feb. 23	Sat.	Stony Brook	Chapel Hill	1 p.m.	
Feb. 24	Sun.	Stony Brook	Chapel Hill	1 p.m.	GoHeels.com
Feb. 26	Tue.	St. John's	Chapel Hill	3 p.m.	GoHeels.com
Astros Foundation College Classic (Houston, Texas)					
March 1	Fri.	vs. Rice	Houston, Texas	3:30 p.m. CT	
March 2	Sat.	vs. California	Houston, Texas	12 p.m. CT	
March 3	Sun.	vs. Texas A&M	Houston, Texas	2:30 p.m. CT	
March 6	Wed.	Davidson	Chapel Hill	3 p.m.	
March 8	Fri.	at Wake Forest*	Winston-Salem, N.C.	6 p.m.	
March 9	Sat.	at Wake Forest*	Winston-Salem, N.C.	4 p.m.	
March 10	Sun.	at Wake Forest*	Winston-Salem, N.C.	1 p.m.	
March 12	Tue.	Gardner-Webb	Chapel Hill	6 p.m.	GoHeels.com
March 13	Wed.	High Point	Chapel Hill	6 p.m.	GoHeels.com
March 15	Fri.	Miami*	Chapel Hill	7 p.m.	ESPN3
March 16	Sat.	Miami*	Chapel Hill	6 p.m.	ESPN3
March 17	Sun.	Miami*	Chapel Hill	1 p.m.	ESPN3
March 19	Tue.	Princeton	Chapel Hill	6 p.m.	GoHeels.com
March 22	Fri.	at Boston College*	Chestnut Hill, Mass.	2:30 p.m.	
March 23	Sat.	at Boston College*	Chestnut Hill, Mass.	1:30 p.m.	
March 24	Sun.	at Boston College*	Chestnut Hill, Mass.	12 p.m.	
March 26	Tue.	VCU	Chapel Hill	6 p.m.	GoHeels.com
March 27	Wed.	Winthrop	Chapel Hill	6 p.m.	GoHeels.com
March 30	Sat.	Clemson*	Chapel Hill	6 p.m.	
March 31	Sun.	Clemson*	Chapel Hill	7 p.m.	RSN/ESPN3
April 1	Mon.	Clemson*	Chapel Hill	6 p.m.	ESPNU
April 3	Wed.	at UNC Wilmington	Wilmington, N.C.	6 p.m.	
April 5	Fri.	Maryland*	Chapel Hill	7 p.m.	GoHeels.com
April 6	Sat.	Maryland*	Chapel Hill	6 p.m.	
April 7	Sun.	Maryland*	Chapel Hill	1 p.m.	
April 9	Tue.	at Elon	Elon, N.C.	6:30 p.m.	
April 12	Fri.	at Virginia Tech*	Blacksburg, Va.	5:30 p.m.	
April 13	Sat.	at Virginia Tech*	Blacksburg, Va.	2 p.m.	
April 14	Sun.	at Virginia Tech*	Blacksburg, Va.	1 p.m.	
April 16	Tue.	Coastal Carolina	Chapel Hill	6 p.m.	ESPN3
April 17	Wed.	Elon	Chapel Hill	6 p.m.	GoHeels.com
April 19	Fri.	Duke*	Chapel Hill	7 p.m.	ESPN3
April 20	Sat.	Duke*	Chapel Hill	6 p.m.	ESPN3
April 21	Sun.	Duke*	Chapel Hill	2 p.m.	ESPN3
April 23	Tue.	UNC Wilmington	Chapel Hill	6 p.m.	GoHeels.com
April 24	Wed.	Charlotte	Chapel Hill	6 p.m.	
April 26	Fri.	at NC State*	Raleigh, N.C.	6:30 p.m.	ESPN3
April 27	Sat.	at NC State*	Raleigh, N.C.	6:30 p.m.	ESPN3
April 28	Sun.	at NC State*	Raleigh, N.C.	7 p.m.	ESPNU
May 1	Wed.	The Citadel	Chapel Hill	6 p.m.	GoHeels.com
May 7	Tue.	James Madison	Chapel Hill	6 p.m.	GoHeels.com
May 8	Wed.	James Madison	Chapel Hill	6 p.m.	GoHeels.com
May 10	Fri.	at Georgia Tech*	Atlanta, Ga.	7 p.m.	ESPN3
May 11	Sat.	at Georgia Tech*	Atlanta, Ga.	6 p.m.	ESPN3
May 12	Sun.	at Georgia Tech*	Atlanta, Ga.	1 p.m.	ESPN3
May 14	Tue.	Appalachian State	Chapel Hill	6 p.m.	GoHeels.com
May 16	Thur.	Virginia*	Chapel Hill	6 p.m.	ESPN3
May 17	Fri.	Virginia*	Chapel Hill	7 p.m.	ESPN3
May 18	Sat.	Virginia*	Chapel Hill	2 p.m.	ESPN3

Postseason Tournament Schedule

Wed.-Sun., May 22-26, ACC Tournament, Durham Bulls Athletic Park, Durham, N.C.

Fri.-Mon., May 31 - June 3, NCAA Regionals, Campus Sites

Fri.-Mon., June 7-10, NCAA Super Regionals, Campus Sites

Sat.-Wed., June 15-26, College World Series, TD Ameritrade Park, Omaha, Neb.

All home games played at Boshamer Stadium on the University of North Carolina campus.

* - Denotes Atlantic Coast Conference game

Season-Long Promotions

- **Saturdays - Kids Take The Field** with the team for the National Anthem
- **Sundays - Kids Run The Bases** on the field after the game
- **Autograph Days:** The Tar Heels will sign post-game autographs
- **Chapel Hill Sportswear Home Run Heave:** Carolina Baseball t-shirts will be tossed into the stands from the press box after every Tar Heels home run this season, courtesy of Chapel Hill Sportswear.
- **Group Days:** \$1 tickets for groups of ten (10) or more. Contact UNC Ticket Office to purchase.
- **Rams Club Days:** Receive four (4) free tickets with your Rams Club card. Redeem at Boshamer Ticket Office on day of game.
- **Fireworks after Saturday ACC games:** March 30 vs. Clemson, April 6 vs. Maryland, April 20 vs. Duke and Friday, May 17 vs. Virginia

The 2013 season brings lofty expectations for the North Carolina baseball team as the Tar Heels will open the season as the nation's No. 1 preseason team according to several publications.

The Tar Heels have garnered the top ranking for the first time since the 2009 season when Carolina reached the College World Series for the fourth consecutive year.

Leading the way for the Tar Heels in 2013 will be a pair of highly touted juniors in third baseman Colin Moran and left-handed pitcher Kent Emanuel.

Moran enters the season as a potential first round draft pick after leading the prestigious Cape Cod League in RBIs this past summer.

Emanuel returns to anchor one of the top pitching staffs in not only the Atlantic Coast Conference but also the country. The Woodstock, Ga., native will be UNC's Friday night starter for the second straight year after winning 17 games in his first two years.

The Tar Heels will welcome back all three of its weekend starters from a year ago, along with four others that combined to start 21 games in 2012. UNC returns 60 starts of its 62 games in 2012.

Carolina returns seven field starters as well for the 2013 campaign led by Moran manning the hot corner for his third season.

The versatile Michael Russell played all over the field as a freshman, starting in the outfield before making the move to shortstop to close out the year. Russell will likely see time all over the field this year but will open the season manning second base.

Carolina will look for its power to come from the first base position with the power-hitting duo of Cody Stubbs and Grayson Atwood likely to see time.

Freshman Landon Lassiter looks to take over the starting shortstop role and could become the first freshman in over a decade to start the season opener at shortstop.

The outfield looks to be the fastest in quite some time as left fielder Parks Jordan and centerfielder Chaz Frank both return and will cover even more ground with speedy freshman Skye Bolt.

The bullpen will look to replace back-end stalwarts Michael Morin and R.C. Orlan but return a bevy of talented options.

A more detailed position-by-position breakdown of the Tar Heels follows:

Starting Pitching

- The Tar Heels return their entire weekend rotation from a team that won 46 games a year ago and are led by junior left-hander Kent Emanuel.
- Emanuel will open weekend series for the second straight year as UNC's Friday night starter after posting an 8-4 record and a 1.96 ERA.
- For his efforts, Emanuel has been recognized as a preseason All-America and has a chance to become the fourth pitcher in school history to reach 300 career strikeouts. He would join Andrew Miller (2004-06), Alex White (2007-09) and Patrick Johnson (2008-11).
- The Rocky Mount duo are also back in the Tar Heel rotation for 2013 as sophomore right-hander Benton Moss (7-2, 1.94 ERA) and junior left-hander Hobbs Johnson (7-1, 1.56 ERA) hold the advantage in following Emanuel once again.
- Carolina returns 97 percent (60 of 62) of its starts from a year ago.
- Senior right-hander Chris Munnely (2-0, 3.61 ERA) and junior right-hander Shane Taylor (5-1, 3.48 ERA) will battle for a spot in the weekend rotation and will likely be called upon to make midweek starts for the Tar Heels
- Sophomore left-hander Chris O'Brien (1-2, 3.46 ERA) made five starts as a freshman and should also get the ball for UNC.
- Sophomore right-handers Luis Paula (0-1, 5.95 ERA) and Chris McCue (1-0, 2.10 ERA) could also see starting opportunities in 2013.
- A pair of freshmen have been pushing the returnees in the fall and into the early spring for starting time as well.
- Right-hander Trent Thornton has impressed coaches in the spring with his competitiveness and brings a polished approach to the mound.
- Fellow right-hander Taylore Cherry checks in at 6-foot-8 and is one of the more projectible pitchers on the staff entering the season.
- Sophomore Andrew Smith returns after making 24 appearances as a freshman. He missed most of the 2012 season due to injury.



Kent Emanuel



Benton Moss



Hobbs Johnson

2013 Preseason Accolades**Preseason Team Rankings**

- No. 1 - Baseball America
- No. 1 - Perfect Game
- No. 2 - Collegiate Baseball
- No. 2 - NCBWA
- No. 4 - USA Today/ESPN Coaches' Poll

ACC Preseason Poll (Coaches' Voting)

- Second in ACC (4 first place votes)
- First in Coastal Division (69 points)

Colin Moran, Jr., 3B, Rye, N.Y.

- Louisville Slugger Preseason All-America
- Baseball America Preseason All-America
- Perfect Game Preseason All-America
- Top 30 Prospect in the Cape Cod League (2)

Kent Emanuel, Jr., LHP, Woodstock, Ga.

- Louisville Slugger Preseason All-America
- NCBWA Preseason All-America



Colin Moran

Relief Pitching

- One of the holes that will need to be filled for the 2013 season will be the back-end of the Tar Heel bullpen.
- Juniors Michael Morin and R.C. Orlan each appeared 38 times for Carolina in 2012 and both signed after being drafted in the 2012 MLB Draft.
- Morin earned several All-America honors after setting UNC's single-season record for saves with 19.
- Orlan was an eighth-inning fixture for the Tar Heels a year ago as a power left-hander and Carolina will look to junior Tate Parrish to take over the lefty role in 2013.
- The closer role will be a battle to watch throughout the spring as Carolina has a number of options to take over the spot.
- Sophomore Trevor Kelley appears to be the front runner entering the season after dropping his arm slot and having tremendous success over the summer.
- Kelley threw only an inning and two thirds as a freshman but finished his season in the Cal Ripken League by not allowing a run over his last 12 appearances.
- Sophomore Mason McCullough will also battle for the closer's role and brings an electric arm to the competition.
- McCullough made 16 appearances as a freshman and will push Kelley as long as he displays an increased control.
- Another pair of sophomore right-handers could also see action at the back-end of games in Chris McCue and Luis Paula. The pair have confidence from the coaching staff to get outs in big situations.
- The Tar Heels will have several left-handed options out of the pen once again as junior Tate Parrish will likely see the bulk of the work after making 25 or more appearances for the second straight year.
- Sophomore Chris O'Brien threw 26 innings as a freshman and could see time either as a starter or long-relief out of the bullpen.
- Redshirt freshman Peter Hendel has shown a competitive side after sitting out a year ago due to injury.
- The Tar Heels also expect contributions out of the bullpen from senior right-hander Chris Munnely who could see time in long relief or tight situations along with junior right-hander Shane Taylor.
- Redshirt sophomore Andrew Smith returns after undergoing surgery midway through the 2012 season and has returned to form in the early going.
- A trio of freshmen right-handers should factor into the equation this season as well with Taylore Cherry, Trent Thornton and Reilly Hovis all pushing the returners for innings.

Catcher

- The 2013 season will be the first year since 2006 that the Tar Heels will not return a catcher that started at least five games behind the dish the year before.
- Since 2006, Carolina has seen just three catchers earn a majority of the starts as current big leaguer Tim Federowicz led the way from 2006-08 before Mark Fleury took over for the 2009 season.
- Departing senior Jacob Stallings kept the string going from 2010 until last year as the catcher line to the pros continued.
- The starting catcher competition is a two-man race entering the spring as junior Matt Roberts is battling freshman Korey Dunbar.
- Roberts has battled injuries throughout his career but is healthy entering the 2013 season and holds a slight lead in the competition.
- Roberts was drafted in the 38th round coming out of high school and provides a power right-handed bat in the Tar Heel lineup.
- Dunbar was taken by the Los Angeles Dodgers in the 39th round a year ago and showed some growing pains during the fall.
- The Charleston, W. Va., native has appeared much more comfortable in the early spring and has given Roberts a real push for starting time.
- Sophomore transfer Matt Rubino and junior Brian Holberton provide catcher depth for the Tar Heels.

First Base

- First base should be a power position once again for the Tar Heels in 2013 as senior Cody Stubbs returns after starting all 62 games a year ago.
- Stubbs led the team with five home runs and ranked second with 19 doubles. The Waynesville, N.C., native got off to a hot start as a Tar Heel but struggled during the ACC season and is looking to put together a solid senior campaign.
- Sophomore Grayson Atwood had just 17 at bats as a freshman but stepped up in a key spot at the ACC Tournament when he blasted a pinch-hit home run against Miami to tie the game.
- Atwood could see at bats against left-handers throughout the year and could spell Stubbs from time to time.
- Junior Parks Jordan is undoubtedly the top defensive first baseman on the squad and provides head coach Mike Fox another lineup option.

Chaz Frank



Second Base

- The Tar Heels will be shuffling up their middle infield for the second straight season as utility man Michael Russell will make the move from shortstop to second base.
- The sophomore Russell began the 2012 season in the outfield before making the move to third base when Colin Moran was injured and moved over to shortstop late in the year.
- Russell now makes the move to second base this season and turned in a productive fall.
- Sophomore Mike Zolk made 42 starts a year ago for the Tar Heels and will battle Russell for the starting spot at second base.
- Zolk provides quality at bats from the left side for the Tar Heels and if he is not in the starting lineup provides a quality pinch hit option.
- Freshman Landon Lassiter could also see time at second base when he is not playing shortstop.
- A pair of freshmen in Alex Raburn and Matt Campbell will provide depth for the Tar Heels.

Third Base

- Junior Colin Moran returns to anchor the hot corner for the third straight year.
- Moran missed 21 games a year ago due to a hand injury but still paced the Tar Heels in batting average, slugging percentage and on base percentage with a .365/.494/.434 slash line.
- Moran is a projected first round draft pick in the 2013 MLB Draft and will be called upon to carry the Tar Heel offense in 2013.
- Russell along with Raburn will provide depth behind Moran.

Shortstop

- Freshman Landon Lassiter looks to become the first freshman since Craig Corrado in 2004 to start at shortstop on opening day.
- Lassiter was a 16th round pick of the Arizona Diamondbacks a year ago and has shown a steady glove at shortstop during his time as a Tar Heel.

- Russell could also see time at shortstop as he showed an ability to make plays and cover ground there in 2012.
- Freshmen Alex Raburn and Matt Campbell will provide depth as well.

Outfield

- The Tar Heel outfield has the chance to be one of the fastest in the country this season.
- Senior Chaz Frank returns to centerfield where he made several highlight-reel grabs a year ago.
- Junior Parks Jordan has a strong hold on the left field position and freshman Skye Bolt looks to start in right field for the Tar Heels.
- Frank will fuel the offense from the top of the order after drawing a team-high 46 walks en route to a .419 on base percentage in 2012.
- Jordan handles the bat well and does a good job of moving runners and emerged as an outfield option for the Tar Heels last year.
- Bolt enters Carolina as one of the top freshman prospects in the game. The Woodstock, Ga., native provides a ton of speed in the Tar Heel lineup and his ability to switch-hit will put his name on the lineup card from the get go.
- Junior Brian Holberton could also see time in left field for the Tar Heels after hitting .297 a year ago.
- Freshman Zach Daly showed good athleticism during the fall and could see time anywhere in the outfield.
- Fellow freshmen Alex Raburn and Michael Massardo will provide depth for the Tar Heels.

Designated Hitter

- Junior Brian Holberton will enter the spring as prohibitive favorite to start at designated hitter.
- Holberton posted a .404 on base percentage in 2012 and was very successful in moving runners.
- Other designated hitter options include the first base duo of left-handed hitting Cody Stubbs and right-handed hitting Grayson Atwood.
- Junior Tom Zengel started 24 games in 2012 and could also see time as the designated hitter.

Team Information

Letterwinners Returning	
Pitchers	12
Position Players	10
Total	22

Letterwinners Lost

Pitchers	5
Position Players	5
Total	10

Starters Returning

Pitchers	6
Position Players	7
Total	13

Starters Lost

Pitchers	0
Position Players	2
Total	2

Returning Leaders

Batting Average*	
Colin Moran	.365
Chaz Frank	.293
Parks Jordan	.270
*2.5 AB/game	

Runs

Chaz Frank	45
Michael Russell	40
Cody Stubbs	39

Home Runs

Cody Stubbs	5
Colin Moran	3
2 with	1

Triples

Chaz Frank	6
Parks Jordan	4
3 with	2

Doubles

Cody Stubbs	19
Chaz Frank	14
Michael Russell	14

Runs Batted In

Chaz Frank	39
Colin Moran	35
Cody Stubbs	35

Stolen Bases

Chaz Frank	16
Michael Russell	14
Parks Jordan	7

Earned Run Average*

Hobbs Johnson	1.56
Benton Moss	1.94
Kent Emanuel	1.96

*Minimum 40 innings

Wins

Kent Emanuel	8
Hobbs Johnson	7
Benton Moss	7

Strikeouts

Kent Emanuel	100
Benton Moss	83
Hobbs Johnson	69

Saves

	0
--	---

Appearances


Shane Taylor	26
Chris McCue	25
Tate Parrish	25

Innings

Kent Emanuel	110.0
Benton Moss	79.0
Hobbs Johnson	57.2



2



Chaz Frank

Senior - OF - 5-10 - 175
Lexington, N.C.
(Central Davidson)

General

Offensive sparkplug that will anchor the top of the order for the second straight year • Speed causes havoc on the basepaths and can cover ground in the outfield.

Junior (2012)

Appeared in 61 games with all 61 starts in the outfield • Hit .293 (71-242) on the year with 45 runs scored and 39 RBI • Tallied six triples to tie for first on the team, while also tallying 14 doubles • Drew a team-high 46 walks on the year • Finished first on the team with 16 stolen bases in 20 attempts • Tallied two or more hits in 19 games • His .419 on-base percentage ranked third on the team • Registered three hits in six games • Hit a walk-off single to push the Tar Heels to a 1-0 win against ECU (4/25) • Picked up four hits, two of which were doubles, to score two runs and drive in another at UNC Asheville (5/15) • Ran with a nine-game hitting streak from May 5-24 • Crossed the plate four times against Wright State (2/25) • Scored three runs drove in five in a three-hit performance that saw one triple and one walk against Boston College (5/4) • Drove in three runs in four games throughout the season.

Sophomore (2011)

Played in 65 games on the year with 64 starts in the outfield •

Career Game Highs:

- Hits:** 4, UNC Asheville (5/15/12)
- Doubles:** 2, Duke (5/12/12), UNC Asheville (5/15/12)
- Triples:** 1, 10 times
- Home Runs:** 0
- RBI:** 5, Boston College (5/4/12)
- Runs:** 4, Wright State (2/25/12)
- Walks:** 3, 6 times
- Stolen Bases:** 2, 3 times
- Hitting Streak:** 9 games (5/11/12-5/24/12)

Hit .278 (64-230) on the year with 45 runs scored and 35 runs driven in • Earned NCAA Chapel Hill All-Regional Team honors going 4-for-11 with three runs scored and five

RBI • Finished fourth on the team with 10 stolen bases in 13 attempts • His .411 on-base percentage ranked tied for third on the team • One of five Tar Heels to draw at least 40 walks on the year with 43 • Reached base safely in 28 consecutive games at one point in the year, the third-longest stretch on the team • Finished the season on a career-long eight game hitting streak •

Tallied two or more hits in 19 games, tied for fourth on the team • Registered three hits in three games • His four triples paced the Tar Heels • Crossed the plate a career-high four times against Stony Brook (3/5) • Drew a career-best three walks against Princeton (3/16) • Stole two bases in two different games - vs. Stony Brook (3/5) and vs. Appalachian State (5/17). **Summer 2011:** Played 14 games for the Thomasville Hi-Toms in the Coastal Plain League • Hit .339 (19-56) with 20 runs scored and a .479 on-base percentage.

Freshman (2010)

Appeared in 39 games with 11 starts - eight in right field, two at DH and one at first base • Hit for a .286 average (18-63) with 10 RBI and 12 runs scored • Stole two bases and tallied two doubles • Played in 17 conference games with four starts and hit .217 (5-23) with a run scored and a RBI • Did not commit an error in the field in 13 chances • Set a season high with three hits against Michigan March 6 • Drove in a career-high three runs versus Princeton March 16 • Drove in his first career run against UNC Greensboro Feb. 23 • Tallied his first collegiate hit versus Maine Feb. 26 • Started the final two games of the Michigan series March 5-7 and went 5-for-7 (.714) with four runs scored and a RBI • Went 1-for-3 with two runs scored and three RBI against Princeton March 16 • Picked up a pinch-hit double against Winthrop March 30 • Went 1-for-1 with a run and a RBI against Elon May 4 • Was 1-for-3 with a run against Charlotte May 18. **Summer 2010:** Played in 26 games and hit .214 (15-70) for the St. Cloud River Bats of the Northwoods League • Drove in 11 runs and scored nine during the summer.



Central Davidson High School

Four-year letterman as a center fielder and pitcher at Central Davidson for coach Jonathan Brown • Compiled a .432 career prep batting average • Earned Louisville Slugger All-America honors in 2008 and 2009 • Two-time all-state pick and three-time all-conference and all-county selection • Two-time team captain and team MVP • Selected twice for the North Carolina State Games and played in the North Carolina-South Carolina All-Star Game • Played two years of basketball • Honor student with a 3.75 grade point average • Active in FCA and student council • Played summer ball with the Dirtbags.

Personal

Chazwell Storm Frank is the son of Derrick and Dawna Frank • Born Oct. 18, 1990, in Lexington, N.C. • Majoring in exercise and sports science at Carolina.

Chaz Frank's Career Batting Statistics

Year	Avg	GP	GS	AB	R	H	2B	3B	HR	RBI	TB	SLG%	BB	HBP	SO	GDP	OB%	SF	SH	SB	ATT	PO	A	E	FLD%
2010	.286	39	11	63	12	18	3	0	0	10	21	.333	6	0	9	1	.338	2	2	2	2	11	2	0	1.000
2011	.278	65	64	230	45	64	8	4	0	35	80	.348	43	11	32	7	.411	3	1	10	13	117	3	3	.976
2012	.293	61	61	242	45	71	14	6	0	39	97	.401	46	10	37	2	.419	5	5	16	20	151	6	2	.987
TOTAL	.286	165	136	535	102	153	25	10	0	84	198	.370	95	21	78	10	.407	10	8	28	35	279	11	5	.983



Chris Munnelly

Senior - RHP - 6-2 - 200
Winston-Salem, N.C.
(Forsyth Country Day)

General

Veteran right-hander will battle for a spot in the rotation • Has started at least eight games each year • Reliable arm out of the bullpen as well.

Junior (2012)

Made 15 appearances with 10 starts, posting a 3.61 ERA • Registered a 2-0 mark • Threw 47.1 innings, allowing 19 earned runs • Struck out 24 on the season • Allowed just five extra-base hits • Earned his first win of the season against Southern California (3/3) • Pitched for 7 innings in that win, striking out three and allowing just one hit • Picked up an ACC victory with four strikeouts against Maryland (3/17) • Made six starts against conference opponents in March and April • Notched a season-high five strikeouts against Miami (4/7) • Also gave up just three hits and no earned runs against the Hurricanes • Threw career-long 7-inning appearances back-to-back against Wright State (2/25) and Southern California (3/3).

Sophomore (2011)

Made 21 appearances with 14 starts as Carolina's main Sunday starter • Posted a 6-5 record with a 4.09 ERA and a save • Threw 70.1 innings allowing 71 hits and 32 earned runs • Struck out 57

Career Game Highs:

Innings: 7.0, Wright State (2/25/12), USC (3/3/12)

Strikeouts: 8, Cal Poly (2/18/11), Wake Forest (5/8/10)

Walks: 4, 4 times

Hits: 8, 3 times

Runs: 7, Miami (4/17/10)

Earned Runs: 7, Miami (4/17/10)

batters to rank fifth on the team • Opened the season by striking out a career-best eight batters against Cal Poly (2/18) • Picked up a no decision against the Mustangs despite allowing just one run over 6.1 innings of work • Continued to pile up the strikeouts over his next two starts by sitting down seven against Seton Hall (2/25) and six vs. Stony Brook (3/5) • Earned his first career save at Virginia Tech (3/20) throwing a scoreless frame • Struck out seven in a win over Maryland (5/8) • Beat No. 1 Virginia (5/21) by throwing six innings of two-run ball. **Summer 2011:** Made six appearances with four starts for the Chatham Anglers in the Cape Cod League • Posted a 1-2 record over 24 innings of work • Struck out 16, while walking eight.

Freshman (2010)

Appeared in 23 games with eight starts on the mound • Finished with a 3-2 record and a 5.40 ERA • Struck out 60 batters on the year, the fourth-most on the team • Threw 66.2 innings on the season • Made 13 appearances with six starts in ACC play • Went 1-2 in 38.2 innings of work in conference action • Struck out 35 and walked 17 • Threw 3.1 innings in his collegiate debut against George Washington Feb. 19 • Provided 3 innings of shutout relief against Gardner-Webb March 4 • Earned his first career win versus No. 4 Florida State March 20 with 3.1 innings of one-run ball • Struck out four in 2.2 innings of relief at Elon April 6 • Made his first career start versus NC State April 11 tossing 4.1 innings of one-run ball • Threw six shutout innings at Charlotte April 28 to pick up the win • Went a season-long 6.2 innings against Wake Forest May 8 and struck out a season-best eight batters • Earned the NCAA Tournament win against Oral Roberts June 6 tossing 5 innings and striking out two. **Summer 2010:** Appeared in seven games with four starts for the Chatham Anglers of the Cape Cod League • Posted a 1.71 ERA in 31.2 innings of work • Struck out 22 and walked nine.

Forsyth Country Day

Five-year letterwinner as a pitcher and infielder at Forsyth Country Day for coach Andy Partin • Earned 2009 Rawlings Preseason All-America and All-Atlantic Region honors • Claimed all-state accolades in 2008 and 2009 • Three-time all-conference and all-county pick

• Named conference player of the year as a senior and was a two-time team MVP • Played in the 2009 North Carolina-South Carolina All-Star Game • Ranked as the No. 4 player in North Carolina by Impact Baseball entering his senior year • Also played basketball for three seasons • Member of the National Honor Society, National Spanish Honor Society, Judicial Board and Boys Service Club • Played summer ball with the Dirtbags.

Personal


Christopher Swift Munnelly is the son of Bud and Margie Munnelly • Born Feb. 16, 1991, in Richmond, Va. • Majoring in management and society at Carolina • Grandfather, John Snead, played basketball at Virginia Tech.

Chris Munnelly's Career Pitching Statistics

Year	ERA	W	L	App	GS	CG	SHO	CBO	SV	IP	H	R	ER	BB	SO	2B	3B	HR	BF	B/Avg	WP	HBP	SFA	SHA
2010	5.40	3	2	23	8	0	0	1	0	66.2	68	41	40	26	60	14	1	11	299	.264	5	7	3	5
2011	4.09	6	5	21	14	0	0	2	1	70.1	71	35	32	31	57	12	1	5	305	.272	9	6	2	5
2012	3.61	2	0	15	10	0	0	2	0	47.1	43	21	19	27	24	4	0	1	212	.244	1	4	2	3
TOTAL	4.44	11	7	59	32	0	0	5	1	184.1	182	97	91	84	141	30	2	17	816	.262	15	17	7	13



25



Cody Stubbs

Senior - 1B- 6-4 - 215
Waynesville, N.C.
(Tuscola/Walters State)

General

Provides a power presence from the left side of the plate • His 19 doubles ranked second on the team in 2012 • Will start the season as the starting first baseman for the second straight season.

Junior (2012)

Appeared in 62 games with 62 starts, 56 at first base, four as designated hitter and two in the outfield • Posted a .258 (60-233) average with 39 runs scored and 35 RBI, tied for third-highest on the team • Tallied 19 doubles to rank second on the team and knocked in a team-high five home runs • Stole an efficient six bases in seven attempts • Finished third on the team with 94 total bases • Drove in a season-high five runs and tallied two hits, including a home run, against Boston College (5/4) • Registered a pair of doubles in five games over the season, including back-to-back games against Wright State (5/24, 5/25) • Scored three runs and tallied two hits and two RBI against Xavier (2/18) • Knocked in two ACC homeruns, one apiece against NC State (3/24) and Boston College (5/4) • Drove in three runs and scored two on two hits, including another homer, against Coastal Carolina (3/28) • Tallied three hits, two of which were doubles, and three RBI against Virginia Tech (5/17).

Walters State Community College

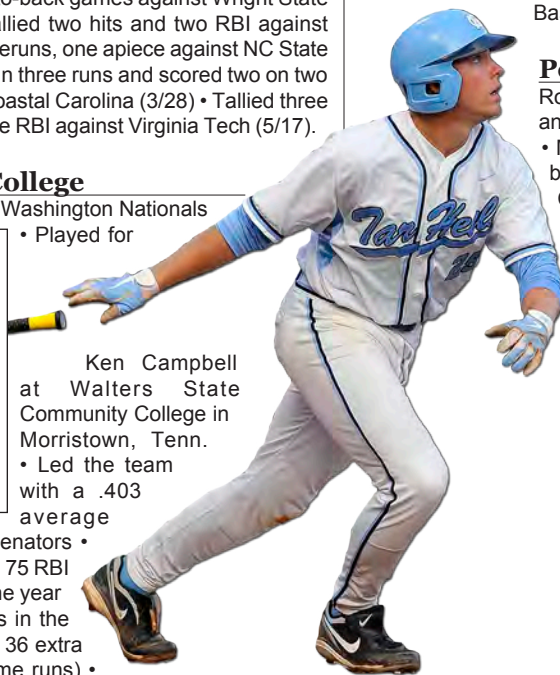
Drafted in the 14th round (427th) by the Washington Nationals

Career Game Highs:

- Hits: 4, USC (3/2/12)
- Doubles: 2, 5 times
- Triples: 0
- Home Runs: 1, 5 times
- RBI: 5, Boston College (5/4/12)
- Runs: 3, Xavier (2/18/12)
- Walks: 2, St. John's (2/28/12), East Carolina (6/3/12)
- Stolen Bases: 2, High Point (4/17/12)
- Hitting Streak: 9 games (2/19/12-3/6/12)

• Played for

Ken Campbell
 at Walters State
 Community College in
 Morristown, Tenn.
 • Led the team
 with a .403
 average



(79-196) • Started 56 games for the Senators • Scored 56 runs and drove in a team-high 75 RBI • Tallied a team-high 17 home runs on the year to rank among the top home run hitters in the country • Slugged .776 on the year with 36 extra base hits (16 doubles, 3 triples, 17 home runs) • Helped the Senators to a 43-15 mark.

Summer 2011: Appeared in 11 games for the Cotuit Kettleers in the Cape Cod League • Was 3-for-27 with a home run and three RBI.

University Of Tennessee

Appeared in 46 games with 21 starts for the Volunteers as a freshman • Hit .241 (26-108) with 20 runs scored and 13 RBI • Tallied three doubles and three home runs while drawing 19 walks, the most among the non full time starters • Committed just one error in 129 chances playing mostly at first base. **Summer 2010:** Played in 25 games with the Hyannis Harbor Hawks in the Cape Cod League • Was 12-for-72 with four runs and eight RBI.

Tuscola High School

Drafted in the 29th round (888th) by the Boston Red Sox • Graduated from Tuscola High School in Tuscola, N.C., where he was coached by Caleb McConnell • Played both baseball and basketball in high school • Lettered all four years in baseball and served as the team captain in both his junior and senior campaigns • Also lettered twice in basketball • Posted team highs with a .439 batting average, 16 home runs, two triples and 39 RBIs as a senior in 2009 • Claimed 2008 conference player of the year accolades and was a two-time all-conference selection • Was ranked by PGCrosschecker.com as one of the top 350 overall prospects in the country • Was also tabbed as the No. 9-ranked overall prospect and the top first baseman in the state of North Carolina • Competed in the summer of 2008 in the East Pro Showcase and Area Code tryouts • Was a member of the 2007 USA Baseball Youth National Team.


Personal

Roland Campbell Stubbs IV is the son of Cam Stubbs and Jan Maxey • Born Jan. 14, 1991 in Alpharetta, Ga. • Mother played tennis at Vanderbilt and father played baseball for the Commodores • Majoring in history at Carolina.

Cody Stubbs' Career Batting Statistics

Year	Avg	GP	GS	AB	R	H	2B	3B	HR	RBI	TB	SLG%	BB	HBP	SO	GDP	OB%	SF	SH	SB	ATT	PO	A	E	FLD%
2010*	.241	46	21	108	20	26	3	0	3	13	38	.352	19	2	17	2	.364	0	0	1	1	123	5	1	.992
2011**	.403	56	56	196	56	79	16	3	17	75	152	.776	20	1	27	0	.455	3	0	4	4	44	1	2	.957
2012	.258	62	62	233	39	60	19	0	5	35	94	.403	27	6	48	6	.347	2	1	6	7	446	25	5	.989
TOTAL	.307	164	139	537	115	165	38	3	25	123	284	.529	66	9	92	8	.389	5	1	11	12	613	31	8	.988

* - At Tennessee; ** - At Walters State



Kent Emanuel

Junior - LHP - 6-4 - 225
Woodstock, Ga.
(Woodstock)

General

Preseason All-America returns for his second-straight season as the Friday night starter • Enters the season with the sixth-lowest career ERA in school history.

Sophomore (2012)

Louisville Slugger Third Team All-America • Appeared in 17 games with 16 starts, posting a 1.96 ERA • Registered an 8-4 mark • Threw 110 innings, allowing 24 earned runs • Struck out a team-high 100, while walking 23 • Opponents hit .228 against him for the season • Struck out season-high nine batters three times, against Wake Forest (3/30), Georgia Tech (4/20) and Miami (5/24) • Earned five wins in a row in first five starts against Xavier (2/17), Wright State (2/24), Southern California (3/2), Clemson (3/9) and Maryland (3/16) • Earned an ACC win in eight innings for one earned run in a pitching duel at Duke (5/11) • Also picked up ACC wins at Clemson (5/9), at Maryland (3/16) and against Boston College (5/4) • Named to 2012 Preseason Golden Spikes Award Watch List.

Freshman (2011)

Baseball America Freshman All-America • Appeared in 20 games with 16 starts posting

Career Game Highs:

Innings: 9.0, Miami (4/24/11); Texas (6/20/11)
Strikeouts: 9, 5 times
Walks: 6, Virginia (5/20/11)
Hits: 10, Florida State (4/9/11), Miami (4/6/12)
Runs: 5, Florida State (4/9/11), Miami (5/24/12)
Earned Runs: 4, 3 times

a team-low 2.33 ERA • Registered a 9-1 mark with two complete games • Threw 104.1 innings allowing 27 earned runs • Struck out 89, while walking a starter-low 23 • Opponents hit .246 against him for the season • Earned NCAA Chapel Hill All-Regional Team honors by tossing eight shutout innings with five punch outs against Maine (6/3) • His best

performance of the year came against Texas (6/20) at the College World Series • The southpaw completed the first CWS shutout since UNC's Robert Woodard in 2006 when he allowed just three hits over nine innings against the Longhorns • Struck out a season-high nine batters against Charlotte (3/1) in his first career start • Struck out nine against Virginia Tech (3/19) for his first career ACC win •

Picked up a key ACC victory against Miami (4/24) with a complete game one-run performance • Struck out seven against No. 1 Virginia (5/20).
Summer 2011: Made five starts for the Falmouth Commodores in the Cape Cod League • Threw 23.2 innings and struck out 13 batters.

Woodstock High School

Drafted in the 19th round (567th) by the Pittsburgh Pirates • Played for coach Scott Krug at Woodstock High School • Ranked as the No. 39 prospect in Georgia and the No. 493 prospect in the country by Perfect Game • All-county, all-region and all-state selection as a senior • All-county and all-region pick as a junior in 2009 and was named Cherokee County male athlete of the year • Participated in the East Coast Professional Showcase • Named county pitcher of the year and earned all-county honors as a sophomore • Helped lead team to state playoffs in back-to-back years for first time in school history • Also a standout basketball player • Three-year member of the honor roll and won the Superintendent's Key Scholar Award as a junior •

Personal

Kent Jeffrey Emanuel is the son of Steve and Joanne Emanuel • Born June 4, 1992, in Des Plaines, Ill. • Mother played volleyball and basketball in college • Majoring in exercise and sports science at Carolina.



Kent Emanuel's Career Pitching Statistics

Year	ERA	W	L	App	GS	CG	SHO	CBO	SV	IP	H	R	ER	BB	SO	2B	3B	HR	BF	B/Avg	WP	HBP	SFA	SHA
2011	2.33	9	1	20	16	2	1	2	0	104.1	96	30	27	23	89	18	2	3	430	.246	1	7	3	7
2012	1.96	8	4	17	16	0	0	1	0	110.0	91	33	24	23	100	22	3	3	445	.228	0	7	1	14
TOTAL	2.14	17	5	37	32	2	1	3	0	214.1	187	63	51	46	189	40	5	6	875	.237	1	14	4	21



Brian Holberton

Junior - C/OF - 5-10 - 190
Charlotte, N.C.
(Myers Park)

General

Projected as the starting designated hitter • Reliable bat in the lineup and could also see time in the outfield • Had a very productive summer in the Southern League earning MVP honors.

Sophomore (2012)

Appeared in 50 games with 29 starts, making 23 as the designated hitter, five in the outfield and one at second base • Hit .297 (35-118) on the year with 22 runs scored and 15 RBI • Tallied five doubles, two triples and one home run • Registered three hits, one of which was a double, a stolen base and four RBI against Georgia Tech (4/21) • Also registered another three-hit game against Georgia Tech (4/20) • Tallied two or more hits in nine games • Tripled twice for a career high as a pinch and designated hitter against UNC Wilmington (5/8) • Tied his career-high hitting streak of six games from May 8-17. **Summer 2012:** Appeared in 38 games for the Ballantyne Smokies in the Southern League • Posted a .391 average (45-115) with 29 runs scored and 31 RBI • Tallied eight doubles and six home runs • Also appeared in the all star game • Named league MVP • Tagged as the top prospect in the Southern League by Perfect Game.

Freshman (2011)

Appeared in 48 games with 24 starts making 22 as the designated hitter and two at second base • Finished the year with a

Career Game Highs:

- Hits:** 3, 4 times
- Doubles:** 1, 11 times
- Triples:** 2, UNC Wilmington (5/8/12)
- Home Runs:** 1, Stony Brook (3/5/11), Georgia Tech (4/21/12)
- RBI:** 4, Georgia Tech (4/21/12)
- Runs:** 2, 3 times
- Walks:** 2, UNC Greensboro (4/24/12), Xavier (2/17/12)
- Stolen Bases:** 1, Virginia (4/15/12)
- Hitting Streak:** 6 games (3/20/11-3/27/11)

James Madison (6/5) • Set a season high with three hits, including his first career triple against Duke (3/25) • Also drove in a season-high three runs against the Blue Devils • Hit his first career home run against Stony Brook (3/5) • Went on a season-long six game hitting streak from March 20-27 • Hit .393 for the month of March • Started all three games at the College World Series.

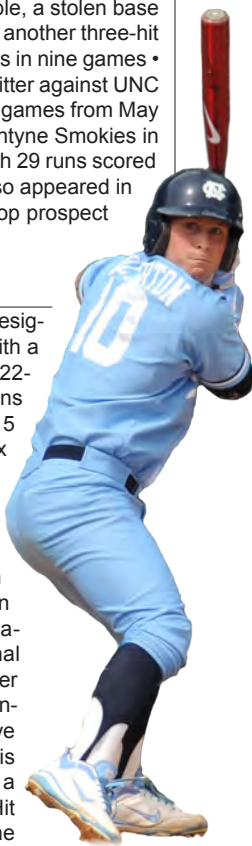
Summer 2011: Appeared in 29 games with 27 starts for the Wilson Tobs in the Coastal Plain League • Hit .210 (21-100) with 14 runs scored and nine RBI • Tallied two doubles and a home run during the year.

Myers Park High School

Played for coach John Spencer at Myers Park High School • Rated as the No. 12 prospect in North Carolina by Impact Baseball and No. 20 in the state by Perfect Game • All-state selection as a senior • Three-time All-Southwestern 4A selection • Earned All-Charlotte Observer honors in 2008 and 2009 • Named team MVP and conference tournament MVP in 2009 • Set batting average record for the South Charlotte Panthers in the summer of 2008 • Also played football.


Personal

Brian Morgan Holberton is the son of Bob and Tobie Holberton • Born June 10, 1992, in Scarsdale, N.Y. • Majoring in business administration at Carolina.



Brian Holberton's Career Batting Statistics

Year	Avg	GP	GS	AB	R	H	2B	3B	HR	RBI	TB	SLG%	BB	HBP	SO	GDP	OB%	SF	SH	SB	ATT	PO	A	E	FLD%
2011	.250	48	24	88	12	22	6	1	1	15	33	.375	13	0	15	4	.340	2	1	0	1	15	10	0	1.000
2012	.297	50	29	118	22	35	5	2	1	15	47	.398	20	2	14	2	.404	1	6	1	1	12	1	1	.929
TOTAL	.277	98	53	206	34	57	11	3	2	30	80	.388	33	2	29	6	.377	3	7	1	2	27	11	1	.974



Hobbs Johnson

Junior - LHP - 5-11 - 210
Rocky Mount, N.C.
(Rocky Mount)

General

Emerged as the Sunday starter late last year after making just six appearances as a freshman • Competitor on the mound who attacks hitters • Will open the season as the Sunday starter.

Sophomore (2012)

Appeared in 22 games with seven starts, posting a 1.56 ERA • Registered a 7-1 mark after becoming a fixture in the starting rotation in April and May • Opponents hit just .179 against him on the season, the lowest average on the team • Threw 57.2 innings, allowing 10 earned runs • Struck out 69 batters to rank third on the team, while only walking 24 • Earned four wins in a row from May 2-19, including two ACC wins against Boston College (5/6) and Virginia Tech (5/19) • Struck out a career-high 10 against Virginia Tech (5/19) • Gave up just two hits and walked none in that same matchup against the Hokies • Picked up his first NCAA victory against Cornell (6/1) • Pitched for five innings, giving up two earned runs and striking out five in his postseason debut.

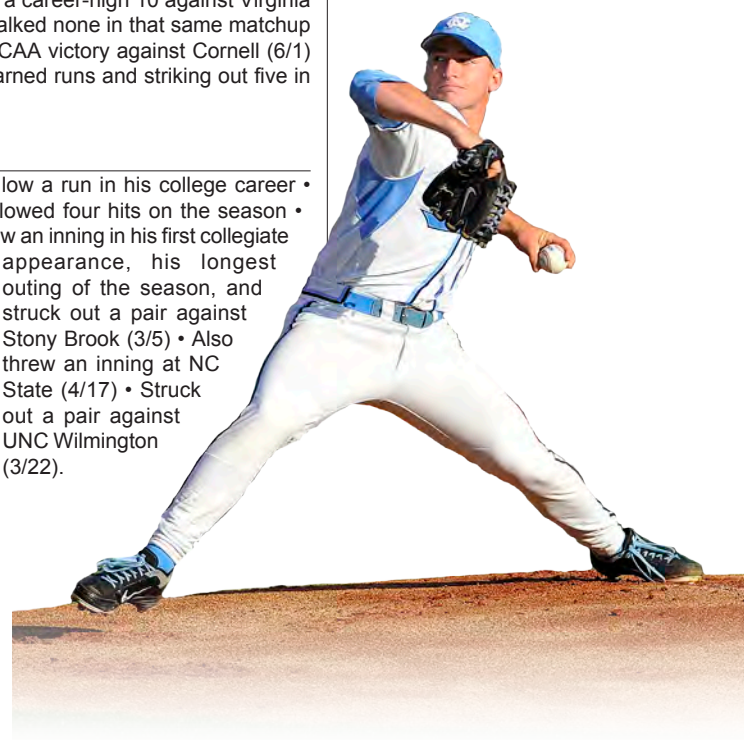
Freshman (2011)

Appeared in six games and has yet to allow a run in his college career • Threw 3.2 innings out of the bullpen • Allowed four hits on the season • Struck out six, while walking just one • Threw an inning in his first collegiate

Career Game Highs:

- Innings:** 8.0, Virginia Tech (5/19/12)
- Strikeouts:** 10, Virginia Tech (5/19/12)
- Walks:** 5, Boston College (5/6/12)
- Hits:** 6, Cornell (6/1/12)
- Runs:** 2, 3 times
- Earned Runs:** 2, Georgia Tech (4/21/12)

appearance, his longest outing of the season, and struck out a pair against Stony Brook (3/5) • Also threw an inning at NC State (4/17) • Struck out a pair against UNC Wilmington (3/22).



Rocky Mount High School

Played for coach Pat Smith at Rocky Mount High School • Lefty with outstanding delivery and polished stuff • Has won big games in high school and summer ball • Rated as the No. 9 prospect in North Carolina by Impact Baseball and the No. 10 player in the state by Perfect Game • Also ranked No. 319 nationally by Perfect Game • Two-time all-state and three-time all-conference selection • Three-time team MVP • Named the 2008 WWBA Pitching MVP • Also played basketball, football and soccer • Three-year member of the "A-B" honor roll.

Personal

Jeffrey Hobbs Johnson is the son of Jeff and Michelle Johnson • Born April 29, 1991, in Rocky Mount, N.C. • Majoring in exercise and sports science at Carolina.

Hobbs Johnson's Career Pitching Statistics

Year	ERA	W	L	App	GS	CG	SHO	CBO	SV	IP	H	R	ER	BB	SO	2B	3B	HR	BF	B/Avg	WP	HBP	SFA	SHA
2011	0.00	0	0	6	0	0	0	0	0	3.2	4	0	0	1	6	0	0	15	.286	0	0	0	0	
2012	1.56	7	1	22	7	0	0	2	0	57.2	37	14	10	24	69	3	0	3	238	.179	0	3	1	2
TOTAL	1.47	7	1	28	7	0	0	2	0	61.1	41	14	10	25	75	3	0	3	253	.186	0	3	1	2



Parks Jordan

Junior - OF/1B - 6-1 - 190
Winston-Salem, N.C.
(Glenn)

General

Will see time in the outfield after starting 51 games in the outfield a year ago • Could also see time at first base • Can handle the bat well and led the Tar Heels with nine sacrifice hits in 2012.

Sophomore (2012)

Appeared in 60 games with 57 starts, 51 in the outfield and six at first base • Hit .270 (51-189) on the year with 29 runs scored and 31 RBI • Tallied seven doubles and four triples • Notched a career-high seven game hit streak from May 4-13 • Finished fourth on the team with seven stolen bases in 11 attempts • Registered two hits or more in 12 games • Posted a perfect fielding percentage • Registered three hits, two RBI and two runs in his first start of the season against Wright State (2/24) • Put up another three-hit performance with three RBI and one run scored against Wake Forest (3/30) • Drove in three runs from four hits, including a double and a triple, while scoring two runs against Duke (5/12) • Finished on a strong NCAA performance, scoring two runs and registered two hits and one RBI against St. John's (6/3). **Summer 2012:** Appeared in 34 games as an outfielder for the Baltimore Redbirds in the Cal Ripken Collegiate Baseball League • Hit .219 (25-114) on the summer with 15 runs scored and 18 RBI •

Career Game Highs:

Hits: 4, Duke (5/12/12)
Doubles: 1, 8 times
Triples: 1, 4 times
Home Runs: 0
RBI: 4, UNC Asheville (4/11/12)
Runs: 3, Elon (4/4/12)
Walks: 2, 4 times
Stolen Bases: 1, 7 times
Hitting Streak: 7 games (5/4/12-5/13/12)

Tallied four doubles, one triple, two home runs and seven stolen bases.

Freshman (2011)

Appeared in 33 games with four starts on the year • Hit .179 (5-28) with five runs and six RBI • Started the first three games of the season in left field • Tallied his first career hit against Davidson (3/2) • Scored the first run of his collegiate career in the win at USC (2/19) • Doubled against UNC Wilmington (3/22). **Summer 2011:** Played in 21 games for the Baltimore Redbirds in the Cal Ripken Collegiate Baseball League • Finished second on the team with a .333 average (25-75) • Scored 14 runs and had 11 RBI with four doubles and two triples.



Glenn High School

Played for coach John Fowler at Robert B. Glenn High School • Left-handed hitter with a great swing and polished approach • Versatile infielder with great instincts • Ranked the No. 6 prospect in North Carolina by Perfect Game and No. 21 in the state by Impact Baseball • Rated No. 237 nationally • Two-time all-state pick, two-time conference player of the year and three-time all-conference honoree • Named 2009 Piedmont Triad 3A Conference Player of the Year • 2009 North Carolina State Games participant • Earned 2009 All-America honors from Perfect Game • Set school records in batting average, triples and on base percentage • Member of A-B Honor Roll.

Personal

Parks Weaver Jordan is the son Aaron and Teri Gray • Born Feb. 2, 1992, in Greensboro, N.C. • Majoring in communications at Carolina.

Parks Jordan's Career Batting Statistics

Year	Avg	GP	GS	AB	R	H	2B	3B	HR	RBI	TB	SLG%	BB	HBP	SO	GDP	OB%	SF	SH	SB	ATT	PO	A	E	FLD%
2011	.179	33	4	28	5	5	1	0	3	6	214	6	1	11	0	.343	0	4	0	0	20	3	0	1.000	
2012	.270	60	57	189	29	51	7	4	0	31	66	.349	21	7	28	1	.357	4	9	7	11	123	5	0	1.000
TOTAL	.258	93	61	217	34	56	8	4	0	34	72	.332	27	8	39	1	.355	4	13	7	11	143	8	0	1.000



Colin Moran

Junior - 3B - 6-3 - 215
Rye, N.Y.
(Iona Prep)

General

Preseason All-America third baseman returns for his junior campaign with the Tar Heels • One of the top hitters in the country will anchor the Tar Heel lineup • Led the Cape Cod League with 42 RBIs in 2012.

Sophomore (2012)

Appeared in 41 games, starting all 41 at third base • Hit a team-high .365 (62-170) with 30 runs scored and 35 RBI • Tallied 11 doubles, one triple and three home runs, putting him at fifth on the team with 84 total bases • Drove in a season-high six RBI to tie his career high against Wright State (2/25) • Also registered a career-high five hits, one double, one triple and one home run, while scoring three runs in that same outing • Notched at least one hit in 18 straight games from March 11 through May 17 • Tallied four hits and two RBI while scoring two runs against St. John's (2/28) • Also tallied four hits against Princeton (3/20) and Cornell (6/1). **Summer 2012:** Appeared in 39 games for the Bourne Braves of the Cape Cod League • Hit .314 (50-159) with 25 runs scored and a league-high 42 RBI • Tallied eight doubles, two triples and six home runs • Also appeared in the postseason all star game • Named Baseball America's second-

best prospect in the Cape Cod League.

Career Game Highs:

- Hits:** 5, Wright State (2/25/12)
- Doubles:** 2, 4 times
- Triples:** 1, 3 times
- Home Runs:** 1, 12 times
- RBI:** 6, UNC Wilmington (3/22/11), Wright State (2/25/12)
- Runs:** 3, Duke (3/26/11), Wright State (2/25/12)
- Walks:** 3, Maryland (5/6/11); Georgia Tech (5/14/11)
- Stolen Bases:** 1, 3 times
- Hitting Streak:** 18 games (3/11/12-5/17/12)

Freshman (2011)

Baseball America Freshman of the Year • Perfect Game Freshman Hitter of the Year • Baseball America First Team All-America • Perfect Game First Team All-America • ABCA Second Team All-America • Baseball America and NCBWA Freshman All-America • ACC Freshman of the Year • First Team All-ACC selection • Appeared in 67 games with 66 starts at third base • Hit a team-high .335 (83-248) with 46 runs scored and an ACC-leading 71 RBI •

Became the first freshman to lead the league in RBI since Jamie D'Antona of Wake Forest in 2001 • The 71 RBI ranked 12th in the country • Tallied 31 extra base hits to lead the team • His 20 doubles ranked sixth in the ACC • Finished ninth in the conference with 83 hits • Drew 47 walks to finish second on the team, sixth in the ACC and 21st in the country • His nine home runs led the squad • Drove in a season-high six RBI against UNC Wilmington (3/22) • Tallied four hits in a game twice on the year vs. Maryland (5/8) and vs. Virginia (5/21). **Summer 2011:** Hit .289 (28-97) in 26 games with the Bourne Braves in the Cape Cod League • Selected to the Cape Cod League All-Star Game.

Iona Prep School

Played for coach Fred Gallo at Iona Prep School • Ranked as the No. 10 prospect in the state of New York and the No. 486 prospect nationally by Perfect Game • Named All-Bronx-Westchester as a junior • Earned All-Archdiocese honors as a senior • Named a Journal News Westchester first team all-star • Two-time team MVP • Named to the honor roll as a junior.

Personal

Colin Richard Moran is the son of Bill and Diane Moran • Born Oct. 1, 1992, in Port Chester, N.Y. • Older brother, Brian, was an All-America for the Tar Heels before being drafted by the Seattle Mariners in 2009 • Uncle, B.J. Surhoff, was a national player of the year at Carolina and 19-year MLB veteran • Majoring in communications at Carolina.



Colin Moran's Career Batting Statistics																									
Year	Avg	GP	GS	AB	R	H	2B	3B	HR	RBI	TB	SLG%	BB	HBP	SO	GDP	OB%	SF	SH	SB	ATT	PO	A	E	FLD%
2011	.335	67	66	248	46	83	20	2	9	71	134	.540	47	3	33	4	.442	3	3	2	4	32	99	9	.936
2012	.365	41	41	170	30	62	11	1	3	35	84	.494	21	3	24	2	.434	4	0	1	3	24	64	7	.926
TOTAL	.347	108	107	418	76	145	31	3	12	106	218	.522	68	6	57	6	.439	7	3	3	7	56	163	16	.932



Tate Parrish

Junior - LHP - 6-1 - 180
Smithfield, N.C.
(Smithfield-Selma)

General

Situational left-hander has appeared in 57 games during his two years on campus • Could move into the left-hander setup role this season.

Sophomore (2012)

Appeared in 25 games out of the bullpen, posting a 2.89 ERA • Posted a 1-0 mark on the season • Threw 9.1 innings of work, allowing three earned runs • Struck out 13, while walking just five • Earned his first career win by notching a strikeout against the only batter he faced in 0.1 innings of work against Wake Forest (5/23) • Tied his career-high strikeout count with three against Gardner-Webb (3/14) • Appeared in 19 straight games without giving up an earned run from Feb. 18 through May 8 • Finished the season with a pair of strikeouts against St. John's in NCAA play (6/3). **Summer 2012:** Appeared in 12 games for the Chatham Angels of the Cape Cod League • Posted a 1-3 mark at the Cape with a 2.45 ERA in 14.2 innings of work • Struck out 18 batters over the summer.

Freshman (2011)

Appeared in the second most games with 32 on the year out of the bullpen • Posted a 2.20 ERA in 16.1 innings pitched • Opponents hit just .164 against him on the year (9-55) • Struck out 15 batters, while walking 10 for the season • Made 13 appearances

Career Game Highs:

Innings: 2.0, Georgia Tech (5/14/11)
Strikeouts: 3, Georgia Tech (5/14/11)
Walks: 1, 15 times
Hits: 2, 3 times
Runs: 2, UNC Asheville (5/15/12)
Earned Runs: 2, UNC Asheville (5/15/12)

during the ACC season tossing six innings • Struck out eight and walked four in ACC play • Ranked second on the team in first batters retired as he sat down 23 of the first 32 batters he faced (.719) • Inherited 30 runners on the year and allowed just four to score (.133 percent) the fewest on the team • Allowed just one run over his final 16 appearances of the year • Tied for the team lead with seven holds • Made his first career appearance at Cal State Fullerton (2/19) • Threw a career-long two innings at Georgia Tech (5/14) and struck out a career-high three batters • Struck out a pair in back-to-back outings against High Point (3/25) and Duke (3/26) • Made a pair of appearances at the College World Series against Vanderbilt (6/18 & 6/22).

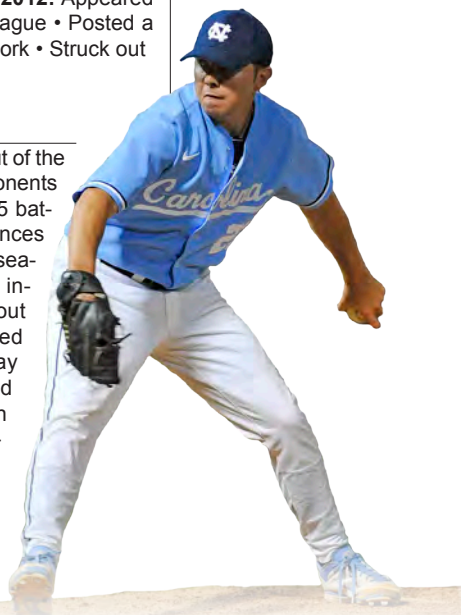
Summer 2011: Made a pair of appearances for the Asheboro Copperheads in the Coastal Plain League • Posted a 1-1 record with a 3.18 ERA in 5.2 innings of work • Struck out seven and walked four.

Smithfield-Selma High School

Played for coach Mike Joyner at Smithfield-Selma High School • Versatile performer was rated North Carolina's No. 11 prospect by Impact Baseball and ranks No. 17 according to Perfect Game • Ranked No. 413 nationally by Perfect Game • Two-time all-state selection and a four-time all-conference honoree • Named conference's most valuable pitcher as a junior • North Carolina State Games participant • Also played basketball • Named to the Honor Roll.


Personal

Christian Tate Parrish is the son of Frank and Kim Parrish • Born May 30, 1992, in Smithfield, N.C. • Majoring in exercise and sports science at Carolina.



Tate Parrish's Career Pitching Statistics

Year	ERA	W	L	App	GS	CG	SHO	CBO	SV	IP	H	R	ER	BB	SO	2B	3B	HR	BF	B/Avg	WP	HBP	SFA	SHA
2011	2.20	0	0	32	0	0	0	2	0	16.1	9	5	4	10	15	0	1	0	68	.164	2	1	1	1
2012	2.89	1	0	25	0	0	0	3	0	9.1	11	7	3	5	13	4	0	0	48	.289	1	3	0	2
TOTAL	2.45	1	0	57	0	0	0	5	0	25.2	20	12	7	15	28	4	1	0	116	.215	3	4	1	3



Matt Roberts

Junior - C - 6-1 - 195
Graham, N.C.
(Graham)

General

Battling to be the starting catcher entering the 2013 season • Adds power to the lineup from the right side of the plate • Has battled injuries throughout his career.

Sophomore (2012)

Appeared in 20 games with five starts, four as the designated hitter and one as catcher • Posted a .111 average (3-27) with one run scored and three RBI • Tallied one double • Made ACC appearances with two conference starts against NC State (3/25) and Virginia (4/14) • Tallied a double in his start at designated hitter against St. John's (2/28) • Drew three walks on the season as a pinch hitter/catcher • Drove in a run against NC State (3/25) and Duke (5/12).

Freshman (2011)

Appeared in 29 games with 10 starts • Hit .205 (8-39) with seven runs scored and two RBI • Tallied three doubles on the year • Made 15 appearances with six starts

Career Game Highs:

- Hits: 2, Winthrop (4/5/11)
- Doubles: 1, 4 times
- Triples: 0
- Home Runs: 0
- RBI: 1, 5 times
- Runs: 2, Winthrop (4/5/11), UNC Wilmington (3/22/11)
- Walks: 1, 6 times
- Stolen Bases: 0
- Hitting Streak: 3 games (4/17/11-4/22/11)

during ACC play • Made his collegiate debut against St. John's (3/9) • Tallied his first career hit in a 2-for-5 performance against Winthrop (4/5), also scored a pair of runs • Picked up a hit in three straight games

from April 17-22 • Came through with a clutch pinch hit double in the come-from-behind win at East Carolina (4/27). **Summer 2011:** Appeared in 13 games for the Chatham Anglers in the Cape Cod League • Was 7-for-42 with five runs and two RBI.



Graham High School

Drafted in the 38th round (1,141st overall) by the Arizona Diamondbacks • Played for coach Chad Holland at Graham High School • Named the North Carolina Gatorade Player of the Year • Durable backstop handles pitchers very well • Regarded as North Carolina's No. 1 prospect by Impact Baseball and is ranked No. 3 in the state by Perfect Game • Ranked No. 78 nationally by Baseball America • Also rated No. 182 in the country by Perfect Game • Earned all-state honors and was named conference player of the year as a junior • Two-time all-conference selection • Participated in the East Coast Showcase • Four-year member of FCA • Member of the "A-B" honor roll.

Personal

Matthew Raymond Roberts is the son of Jay and Rhonda Roberts • Born Sept. 19, 1991, in Burlington, N.C. • Majoring in sociology at Carolina.

Matt Roberts' Career Batting Statistics																									
Year	Avg	GP	GS	AB	R	H	2B	3B	HR	RBI	TB	SLG%	BB	HBP	SO	GDP	OB%	SF	SH	SB	ATT	PO	A	E	FLD%
2011	.205	29	10	39	7	8	3	0	0	2	11	.282	3	2	12	0	.295	0	1	0	0	3	6	0	1.000
2012	.111	20	5	27	1	3	1	0	0	3	4	.148	3	1	6	0	.219	1	0	0	0	33	2	0	1.000
TOTAL	.167	49	15	66	8	11	4	0	0	5	15	.227	6	3	18	0	.263	1	1	0	0	36	8	0	1.000



Shane Taylor

Junior - RHP - 6-1 - 195
Mullican Hill, N.J.
(Clearview Regional)

General

Will battle for a spot in the rotation • Strike-throwing right-hander who could see time as a starter or as a swing reliever out of the bullpen.

Sophomore (2012)

Appeared in 26 games with four starts, posting a 3.48 ERA • Pitched 41.1 innings, allowing 16 earned runs • Notched 34 strikeouts while walking just 17 • Registered a 5-1 mark on the season • Appeared in 12 ACC games, making two conference starts against Duke (5/13) and Wake Forest (5/23) • Threw 8 scoreless innings, in which he gave up just one hit while striking out a season-high eight batters, to earn a win at Duke (5/13) • Also picked up an ACC victory with a scoreless frame at Clemson (3/10) • Struck out six batters against St. John's (2/28) • Gave up just one earned run to earn a win in his first start of the season against High Point (4/17). Summer 2012: Made 10 appearances and one start with the Bourne Braves of the Cape Cod League • Posted a 2.75 ERA with 24 strikeouts in 19.2 innings of work.

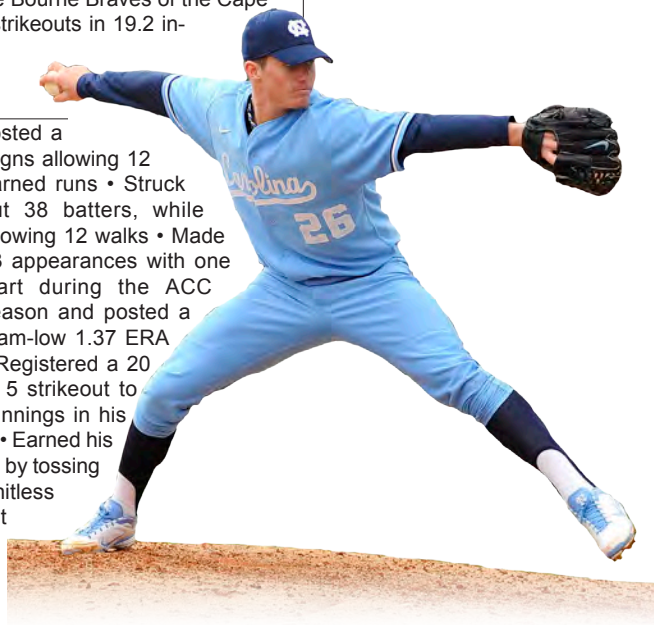
Freshman (2011)

Appeared in 27 games with one start • Posted a 2-3 record with a 3.00 ERA • Threw 36 innings allowing 12 earned runs • Struck out 38 batters, while allowing 12 walks • Made 13 appearances with one start during the ACC season and posted a team-low 1.37 ERA • Registered a 20 to 5 strikeout to

Career Game Highs:

Innings: 8, Duke (5/13/12)
Strikeouts: 8, Duke (5/13/12)
Walks: 4, Wake Forest (5/23/12)
Hits: 7, St. John's (6/3/12)
Runs: 5, NC State (4/16/11)
Earned Runs: 4, St. John's (6/3/12)

walk ratio in conference play • Threw 0.2 innings in his collegiate debut at Cal State Fullerton (2/19) • Earned his first collegiate win the next day at USC (2/20) by tossing 1.2 innings of scoreless relief • Threw 3.1 hitless innings at Wake Forest (3/12) and struck out five • His most impressive outing of the year came in a win at Florida State (4/9) as he held the Seminoles scoreless over four innings • Also struck out five against Florida State • Earned his first career start against Miami (4/23) • Allowed just one run over his final nine appearances a span of 7.2 innings.



Summer 2011: Made three appearances with a pair of starts for the La Crosse Loggers in the Northwoods League • Threw six innings and allowed eight runs • Struck out six and walked one.

Clearview Regional High School


Played for coach Rocco Cornacchia at Clearview Regional • Ranked as the No. 7 prospect in New Jersey and the No. 360 nationally by Perfect Game • Two-time all-county and all-conference choice • Two-time all-conference selection • Three-time first team all-county • First Team All-South Jersey • Second Team All-State • Struck out 70 batters in just 41 innings as a junior • Ranked No. 7 in a class of 375 and a member of the National Honor Society.

Personal

Shane Matthew Taylor is the son of Tim and Suzanne Taylor • Born July 2, 1992, in Washington Township, N.J. • Majoring in exercise and sports science at Carolina.

Shane Taylor's Career Pitching Statistics

Year	ERA	W	L	App	GS	CG	SHO	CBO	SV	IP	H	R	ER	BB	SO	2B	3B	HR	BF	B/Avg	WP	HBP	SFA	SHA
2011	3.00	2	3	27	1	0	0	3	0	36.0	45	18	12	12	38	13	1	1	162	.308	2	2	2	0
2012	3.48	5	1	26	4	0	0	4	0	41.1	38	20	16	17	34	7	1	0	180	.257	1	4	2	9
TOTAL	3.26	7	4	53	5	0	0	7	0	77.1	83	38	28	29	72	20	2	1	342	.282	3	6	4	9



Tom Zengel

Junior - OF - 5-11 - 200
High Bridge, N.J.
(North Hunterdon)

General

Left-handed bat who could see time in the outfield • Bat will play him into the lineup • Will battle for time as the starting designated hitter.

Sophomore (2012)

Appeared in 42 games with 24 starts, 22 as designated hitter and two in the outfield • Posted a .286 average (26-91) with 19 runs scored and 19 RBI • Tallied seven doubles and two triples • Drew 14 walks on the year • Stole a perfect two bases in two attempts • Drove in three runs while scoring two and registering a double and a triple against Wright State (2/24) • Tallied two hits, two RBI and a run against Maryland (3/17) • Drove in two runs with a triple and a walk against Elon (4/4) • Scored a run and drove in two runs from two hits against Princeton (3/20). **Summer 2012:**

Appeared in 43 games for the Danbury Westerners of the New England League • Posted a .255 average (39-153) with 28 runs scored and 28 RBI • Tallied eight doubles, 10 home runs and five stolen bases on the summer.

Freshman (2011)

Played in 48 games with 33 starts in the outfield and as the designated hitter • Finished with a .204 average (23-113) with 17 runs scored

Career Game Highs:

- Hits: 2, 9 times
- Doubles: 1, 11 times
- Triples: 1, 4 times
- Home Runs: 1, Stony Brook (3/5/11)
- RBI: 4, Stony Brook (3/5/11)
- Runs: 3, Davidson (3/2/11)
- Walks: 2, 5 times
- Stolen Bases: 1, 5 times
- Hitting Streak: 11 games (2/19/11-3/5/11)

and 23 RBI • Tallied four doubles, two triples and a home run • Drew 19 walks on the year • Appeared in 23 games with 13 starts

during the ACC season • Picked up a hit in his first career start at Cal State Fullerton (2/19) • Rode a hot streak after the first hit by picking up one in the next 10 games for a season-opening 11 game streak from Feb. 19-March 5 • Connected on his first career home run and drove in a season-high four runs against Stony Brook (3/5) • Drove in eight runs in the series sweep of Stony Brook • Scored three times against Davidson (3/2) •


Posted three RBI at Virginia Tech (3/19) • Tallied two hits and drove in three vs. Winthrop (4/5). **Summer 2011:** Started 30 games for the Outer Banks Daredevils of the Coastal Plain League • Hit .269 (32-119) for the summer with 15 runs scored and 10 RBI • Tallied five doubles, two triples and a home run.

North Hunterdon High School


Coached by Parker Snare at North Hunterdon High School • Above average runner • Rated New Jersey's No. 4 player and the nation's No. 240 prospect by Perfect Game • All-state, all-area and All-West Jersey selection • Owns school's single-season records for hits, home runs and extra-base hits • Represented New Jersey for the third time at the World Power Showcase at Tropicana Field • Named MVP of the Under-16 WWBA national championship • Two-time all-state honoree • Three-time first team all-area pick • Three-time first team all-county selection • Named West Jersey Player of the Year • Earned Hunterdon Democrat Player of the Year award.

Personal

Thomas Bitow Zengel is the son of Tom and Ellen Zengel • Born Oct. 8, 1991, in Flemington, N.J. • Majoring in management and society at Carolina.



Tom Zengel's Career Batting Statistics																									
Year	Avg	GP	GS	AB	R	H	2B	3B	HR	RBI	TB	SLG%	BB	HBP	SO	GDP	OB%	SF	SH	SB	ATT	PO	A	E	FLD%
2011	.204	48	33	113	17	23	4	2	1	23	34	.301	19	3	18	3	.324	4	1	3	4	31	2	0	1.000
2012	.286	42	24	91	19	26	7	2	0	19	37	.407	14	1	19	1	.376	3	0	2	2	10	0	0	1.000
TOTAL	.240	90	57	204	36	49	11	4	1	42	71	.348	33	4	37	4	.347	7	1	5	6	41	2	0	1.000



Grayson Atwood

Sophomore - 1B - 6-4 - 202
Mt. Pleasant, N.C.
(Mt. Pleasant)

General

Provides right-handed power • Could see time at at first base or designated hitter against left-handers.

Freshman (2012)

Appeared in 19 games with one start as designated hitter • Posted a .353 average (6-17) with six runs scored and five RBI • Tallied one double and one home run • Drew four walks on the year • Made his collegiate debut against Wright State (2/24) and scored his first career run while pinch hitting and playing first base • Made 10 appearances in ACC play with one start against Wake Forest (4/1) • Recorded his first career hit and RBI against Princeton (3/20) • Knocked in his first career home run and 2 RBI while pinch hitting against Miami (5/24). **Summer 2012:** Appeared in 35 games and started 28 for the Wilmington Sharks in the Coastal Plain League • Posted a .149 average (14-94) with 11 runs scored and 12 RBI • Tallied two doubles and three home runs.

Mt. Pleasant High School

Coached by Bryan Tyson at Mt. Pleasant High School • Tabbed as the No. 13 player in the state of North Carolina • Checks in at No. 240 in the country according to Perfect Game • Participated in the 2010 Perfect Game


Career Game Highs:

Hits: 1, 6 times
Doubles: 1, Miami (4/6/12)
Triples: 0
Home Runs: 1, Miami (5/24/12)
RBI: 2, Miami (5/24/12)
Runs: 2, Princeton (3/20/12)
Walks: 2, Princeton (3/20/12)
Stolen Bases: 0
Hitting Streak: 2 games (5/17/12-5/24/12)

National Showcase • Morehead Cain Scholarship Nominee.

Personal

Grayson Christopher Atwood is the son of Chris and Lisa Atwood • Born April 2, 1993, in High Point, N.C. • Has not delcared a major at Carolina.



Trevor Kelley

Sophomore - RHP - 6-2 - 210
Wilmington, N.C.
(Ashley)

General

Dropped his arm slot late in his freshman year • Dominated in the Cal Ripken Baseball League over the summer • The top closer candidate entering the spring.

Freshman (2012)

Appeared in four games, posting a 16.2 ERA • Pitched 1.2 innings out of the bullpen in April and May • Gave up just one hit and no runs in his collegiate debut against Coastal Carolina (3/28) • Struck out three batters on the season, with two of those coming in his final appearance against Georgia Tech (4/20). **Summer 2012:** Appeared in 16 games for the Baltimore Redbirds in the Cal Ripken Collegiate Baseball League • Posted a 1.80 ERA with a 2-1 record • Threw 35 innings, allowing nine earned runs • Tallied five saves over the summer • Struck out 38, while walking just 10 in 35 innings of work.

Ashley High School

Coached by Brian Stewart at Ashley High School • Ranked the No. 24 player in the state of North Carolina by Perfect Game and the No. 491 player in the nation • Participated in the 2009 and 2010 State Games representing Region 2 • Named all-conference as a junior.

Career Game Highs:

Innings: 1, Georgia Tech (4/20/12)
Strikeouts: 2, Georgia Tech (4/20/12)
Walks: 1, Elon (4/4/12),
 Georgia Tech (4/20/12)
Hits: 2, UNC Asheville (4/11/12)
Runs: 2, UNC Asheville (4/11/12)
Earned Runs: 2, UNC Asheville (4/11/12)

Personal

Trevor Michael Kelley is the son of Greg and Jill Kelley • Born October 20, 1992, in Barrington, R.I. • Has not declared a major at Carolina.

Grayson Atwood's Career Batting Statistics

Year	Avg	GP	GS	AB	R	H	2B	3B	HR	RBI	TB	SLG%	BB	HBP	SO	GDP	OB%	SF	SH	SB	ATT	PO	A	E	FLD%
2012	.353	19	1	17	6	6	1	0	1	5	10	.588	4	1	9	0	.500	0	0	0	0	7	0	0	1.000
TOTAL	.353	19	1	17	6	6	1	0	1	5	10	.588	4	1	9	0	.500	0	0	0	0	7	0	0	1.000

Trevor Kelley's Career Pitching Statistics

Year	ERA	W	L	App	GS	CG	SHO	CBO	SV	IP	H	R	ER	BB	SO	2B	3B	HR	BF	B/Avg	WP	HBP	SFA	SHA
2012	16.20	0	0	4	0	0	0	0	0	1.2	5	3	3	2	3	0	1	0	12	.500	2	0	0	0
TOTAL	16.20	0	0	4	0	0	0	0	0	1.2	5	3	3	2	3	0	1	0	12	.500	2	0	0	0



17



Chris McCue

Sophomore - RHP - 6-0 - 155
Charlotte, N.C.
(Ardrey Kell)

General

Talented right-hander that throws strikes • Could see time as either a starter or a swing reliever • Could also factor into the closer role.

Freshman (2012)

Appeared in 25 games as a reliever, posting a 2.10 ERA • Registered a 1-0 mark on the season • Threw 25.2 innings, allowing six earned runs • Struck out 17, while walking just nine • Gave up just one hit and no runs in his collegiate debut against Southern California (3/2) • Threw a scoreless and hitless 2.2 frames while striking out three to earn his first win against Princeton (3/20) • Struck out a career-high three batters three times on the season • Gave up zero hits in nine appearances • Ended his debut season on a seven-game streak of not giving up an earned run from May 2 through June 3. Summer 2012: Made six appearances and five starts for the Thomasville Hi-Toms of the Coastal Plain League • Posted a 2.25 ERA and registered a 3-1 mark • Threw 32 innings, allowing eight earned runs • Struck out 31 • Played in the all star game • Named Baseball America's fourth-best prospect in the Coastal Plain League.

Ardrey Kell High School

Coached by Hal Bagwell at Ardrey Kell • Drafted in the 35th round (1079th)

Career Game Highs:

Innings: 2.2, Princeton (3/20/12)
Strikeouts: 3, 3 times
Walks: 1, 9 times
Hits: 4, Wake Forest (3/30/12), Georgia Tech (4/21/12)
Runs: 3, Wake Forest (3/30/12)
Earned Runs: 2, Wake Forest (3/30/12)

of the 2011 MLB Draft by the New York Yankees • Ranked No. 11 in the state of North Carolina and No. 135 in the nation by Perfect Game • Impact Baseball ranks him the No. 17 player in North Carolina • Listed as the No. 44 right-hander in the country by Perfect Game • Named

an Under Armour Preseason All-America • Helped lead Ardrey Kell to the SW4A High School State Championship • Honor Roll • National Honor Society Member.

Personal

Christopher James McCue is the son of Jim and LeeAnn McCue • Born April 23, 1993, in West Springfield, Mass. • Majoring in business administration at Carolina.

Chris McCue's Career Pitching Statistics

Year	ERA	W	L	App	GS	CG	SHO	CBO	SV	IP	H	R	ER	BB	SO	2B	3B	HR	BF	B/Avg	WP	HBP	SFA	SHA
2012	2.10	1	0	25	0	0	0	1	0	25.2	22	11	6	9	17	4	0	1	108	.237	1	1	2	3
TOTAL	2.10	1	0	25	0	0	0	1	0	25.2	22	11	6	9	17	4	0	1	108	.237	1	1	2	3

Mason McCullough's Career Pitching Statistics

Year	ERA	W	L	App	GS	CG	SHO	CBO	SV	IP	H	R	ER	BB	SO	2B	3B	HR	BF	B/Avg	WP	HBP	SFA	SHA
2012	3.86	0	0	16	0	0	0	0	0	9.1	9	6	4	8	8	2	1	0	45	.257	2	1	0	1
TOTAL	3.86	0	0	16	0	0	0	0	0	9.1	9	6	4	8	8	2	1	0	45	.257	2	1	0	1



32



Mason McCullough

Sophomore - RHP - 6-4 - 227
Shelby, N.C.
(Crest)

General

Hard-throwing right-hander • Mixes in a slider as an out pitch • One of the top candidates to take over the closer's role.

Freshman (2012)

Appeared in 16 games as a reliever, posting a 3.86 ERA • Pitched 9.1 innings out of the bullpen, allowing four earned runs • Struck out eight • Threw a scoreless 0.2 inning in his collegiate debut against Xavier (2/17) • Struck out a career-high three against UNC Asheville (5/15) • Also struck out a pair against Coastal Carolina (3/28) • Threw nine hitless appearances on the season • Ended his freshman year on a three-game streak of not allowing an earned run • Gave up just three extra-base hits all year.

Crest High School

Coached by Steven Hodge at Crest • Ranked No. 6 in North Carolina and No. 103 in the country by Perfect Game • Impact Baseball lists him as the No. 12 player in North Carolina • Ranked the No. 31 right-hander in the nation by Perfect Game

Personal

Mason Garrett McCullough is the son of Gene and Denise McCullough • Born January 7, 1993, in Shelby, N.C. • Father played baseball for Spartanburg Methodist • Has not declared a major at Carolina.

Career Game Highs:

Innings: 1.1, Gardner-Webb (3/14/12)
Strikeouts: 3, UNC Asheville (5/15/12)
Walks: 2, Miami (4/8/12), Coastal Carolina (3/28/12)
Hits: 4, Xavier (2/17/12)
Runs: 2, Xavier (2/17/12), Miami (4/18/12)
Earned Runs: 2, Xavier (2/17/12)



39



Benton Moss

Sophomore - RHP - 6-2 - 174
Rocky Mount, N.C.
(Rocky Mount)

General

Talented right-hander will enter the season as the Saturday starter for the second-straight season • Freshman All-America a year ago • Posted an 83 to 23 strikeout to walk ratio in 2012.

Freshman (2012)

Louisville Slugger Freshman All-America • National Collegiate Baseball Writers Association Freshman All-America • Appeared in 17 games with 16 starts, posting a 1.94 ERA, the lowest of all starters • Registered a 7-2 mark • Threw 79 innings, allowing 17 earned runs • His 1.94 ERA was the third-lowest in the ACC • Struck out 83, the second most on the team • Opponents hit .218 against him on the season • Earned his first collegiate win with an 8.1 inning gem against Elon (3/7) • Moss struck out eight and allowed just three hits in that win, which was followed by another victory in his next scoreless appearance against UNC Greensboro (3/13) • Struck out a career-high 10 against Maryland (3/18) • Earned three ACC wins against Virginia (4/15), Georgia Tech (4/21) and Virginia Tech (5/18) • Struck out nine batters in three ACC games in a row from April 1-15.

Rocky Mount High School

Coached by Kent Cox at Rocky Mount • Ranked No. 2 in North Carolina by Impact Baseball and No. 3 in the country by Perfect Game and No. 68 in the country by Perfect Game and No. 85 by Baseball America • Earned all-area and all-state honors • Named an Under Armour All-America • "A" Honor throughout high school career • Ranked in the top five in his class academically • Morehead

Career Game Highs:

Innings: 8.1, Elon (3/7/12)
Strikeouts: 10, Maryland (3/18/12)
Walks: 4, Duke (5/12/12)
Hits: 6, Boston College (5/5/12), East Carolina (6/3/12)
Runs: 5, Xavier (2/18/12)
Earned Runs: 4, Xavier (2/18/12)

Cain Scholar.

Personal

Thomas Benton Moss III is the son of Tom and Ashley Moss • Born February 21, 1993, in Tarboro, N.C. • Plays the guitar • Majoring in economics and business administration at Carolina.



14



Chris O'Brien

Sophomore - LHP - 5-11 - 190
Drexel Hill, Pa.
(Malvern Prep)

General

Strike-throwing left-hander that could see time in the rotation or out of the bullpen • Could also see time as a lefty specialist.

Freshman (2012)

Appeared in 14 games with five starts, posting a 3.46 ERA • Registered a 1-2 mark on the season • Threw 26 innings, allowing 10 earned runs • Struck out 16 batters • Earned his first collegiate win against Boston College (5/5) • Pitched 1.1 scoreless and hitless innings with one strikeout in that ACC victory against the Eagles • Struck out a season-high four batters in his start against Wright State (2/26) • Also gave up no earned runs in that matchup • Struck out three batters on two other occasions against Xavier (2/17) and Southern California (3/4) • Appeared in six ACC games, making one conference start against Clemson (3/11).

Malvern Prep

Coached by Mike Hickey at Malvern Prep • Starting quarterback for the football team • Provides leadership and toughness • Earned first team all-league and all-Philly honors as a junior • Named second team Southeast Pennsylvania • Tabbed as an Under Armour Pre-Season All-America • Three-year first academic honor roll member.

Career Game Highs:

Innings: 4.2, USC (3/4/12)
Strikeouts: 4, Wright State (2/26/12)
Walks: 4, Clemson (3/11/12)
Hits: 7, USC (3/4/12)
Runs: 4, Xavier (2/17/12), USC (3/4/12)
Earned Runs: 4, Xavier (2/17/12), USC (3/4/12)

Personal

Chris Seamus O'Brien is the son of Chris and Sharon O'Brien • Born November 23, 1991, in Drexel Hill, Pa. • Has not declared a major at Carolina.

Benton Moss's Career Pitching Statistics

Year	ERA	W	L	App	GS	CG	SHO	CBO	SV	IP	H	R	ER	BB	SO	2B	3B	HR	BF	B/Avg	WP	HBP	SFA	SHA
2012	1.94	7	2	17	16	0	0	3	0	79.0	65	25	17	23	83	9	0	4	336	.218	2	7	3	5
TOTAL	1.94	7	2	17	16	0	0	3	0	79.0	65	25	17	23	83	9	0	4	336	.218	2	7	3	5

Chris O'Brien's Career Pitching Statistics

Year	ERA	W	L	App	GS	CG	SHO	CBO	SV	IP	H	R	ER	BB	SO	2B	3B	HR	BF	B/Avg	WP	HBP	SFA	SHA
2012	3.46	1	2	14	5	0	0	2	0	26.0	30	12	10	11	16	4	0	0	117	.297	1	1	0	4
TOTAL	3.46	1	2	14	5	0	0	2	0	26.0	30	12	10	11	16	4	0	0	117	.297	1	1	0	4



Luis Paula

Sophomore - RHP - 6-3 - 185
McLeansville, N.C.
(Northeast Guilford)

General

Talented right-hander emerged late in the year as a freshman • Good feel for pitching who could see time in several different situations.

Freshman (2012)

Appeared in 13 games, making two starts and posting a 5.95 ERA • Pitched 19.2 innings while allowing 13 earned runs • Struck out 21 batters on the season • Struck out five in his first collegiate start against Davidson (3/6) • Notched four strikeouts while giving up just one earned run against UNC Greensboro (4/24) • Pounded the zone for seven strikeouts in 4.1 innings against St. John's in postseason play (6/3). **Summer 2012:** Appeared in nine games, making seven starts for the Forest City Owls of the Coastal Plain League • Registered a 4-3 mark with a 3.15 ERA • Struck out 28 in 40 innings of work, while allowing just 14 earned runs • Named the 14th-best prospect in the league by Perfect Game.

Northeast Guilford High School

Coached by David Lawing at Northeast Guilford • Ranked No. 21 in the state by Impact Baseball • Rated a top 1000 prospect by Perfect Game • Named to the 3A All-State Team as a junior • Helped lead Northeast Guilford to the

Mid-Piedmont 3A Championship • Ranked No. 7 academically in his class.

Career Game Highs:

- Innings:** 5.2, Davidson (3/6/12)
- Strikeouts:** 7, St. John's (6/3/12)
- Walks:** 4, Davidson (3/6/12)
- Hits:** 5, 3 times
- Runs:** 4, Davidson (3/6/12), Gardner-Webb (3/14/12)
- Earned Runs:** 3, 3 times

and sport science at Carolina.

Personal

Juan Luis Antonio Paula is the son of Miguel and Emily Paula • Born June 22, 1993, in Greensboro, N.C. • Majoring in exercise

Luis Paula's Career Pitching Statistics

Year	ERA	W	L	App	GS	CG	SHO	CBO	SV	IP	H	R	ER	BB	SO	2B	3B	HR	BF	B/Avg	WP	HBP	SFA	SHA
2012	5.95	0	1	13	2	0	0	2	0	19.2	25	18	13	11	21	2	0	3	95	.313	3	1	2	1
TOTAL	5.95	0	1	13	2	0	0	2	0	19.2	25	18	13	11	21	2	0	3	95	.313	3	1	2	1



Michael Russell

Sophomore - INF/OF - 6-1 - 200
Huntersville, N.C.
(Hopewell)

General

Super-utility player who could play any position on the field • Will likely start the season at second base but can also play shortstop and third base • Started the 2012 season in the outfield before being forced into action at shortstop.

Freshman (2012)

Appeared in 62 games with 62 starts, 32 in the outfield, 10 at third base and 20 at shortstop • Posted a .269 average (60-223), the fifth highest among consistent starters • Scored 40 runs and drove in 24 runs • Tallied 14 doubles and one triple • Stole 14 bases in 17 attempts, tying him at second on the team • Drew the third highest number of walks on the team with 36 • Notched a hit and RBI in his collegiate debut against Xavier (2/17) • Tallied two hits, both of which were doubles, and two RBIs in back-to-back games against Xavier (2/18) and Wright State (2/24) • Drew two walks on five different occasions over the season • Notched a season-high four hits against Virginia (4/13) • Scored three runs against Wright State (2/24) • Drove in three runs off two hits while scoring a run against Wake Forest (3/31) • Stole two bases and tallied one hit and one RBI against Princeton (3/20).

Hopewell High School

Coached by Chuck Greeson and David Brown at Hopewell High School • Ranked the No. 16 player in North Carolina by Impact Baseball • Rated a top 1000 prospect by Perfect Game • Earned all-conference honors as a sophomore • Missed his junior season due to injury.

Career Game Highs:

- Hits:** 4, Virginia (4/13/12)
- Doubles:** 2, Xavier (2/18/12), Wright State (2/24/12)
- Triples:** 1, NC State (5/26/12)
- Home Runs:** 0
- RBI:** 3, Wake Forest (3/31/12)
- Runs:** 3, Wright State (2/24/12)
- Walks:** 2, 5 times
- Stolen Bases:** 2, Princeton (3/20/12)
- Hitting Streak:** 10 games (3/12/12-3/15/12)

Personal


Michael Joseph Russell is the son of John and Suzanne Russell • Born on January 30, 1993, in Roswell, Ga. • Father is a member of the Massachusetts High School Basketball Hall of Fame • Majoring in management and society at Carolina.

Michael Russell's Career Batting Statistics

Year	Avg	GP	GS	AB	R	H	2B	3B	HR	RBI	TB	SLG%	BB	HBP	SO	GDP	OB%	SF	SH	SB	ATT	PO	A	E	FLD%
2012	.269	62	62	223	40	60	14	1	0	24	76	.341	36	7	42	5	.383	3	6	14	17	117	73	11	.945
TOTAL	.269	62	62	223	40	60	14	1	0	24	76	.341	36	7	42	5	.383	3	6	14	17	117	73	11	.945



36



Andrew Smith

RS Sophomore - RHP - 6-2 - 207
Roswell, Ga.
(Roswell)

General

Underwent season-ending surgery in late April of 2012 and earned a medical redshirt • Enters the season healthy and could factor into the rotation or bullpen.

Sophomore (2012)

Made five relief appearances • Threw 1.1 innings, notching one strikeout • That strikeout came against Southern California (3/2) • Did not give up an extra-base hit all season • Threw four hitless appearances.

Freshman (2011)

Made 24 appearances on the year with one start • Posted a 3-1 record with a 2.77 ERA • Threw 26 innings allowing eight earned runs while striking out 27 batters • His 2.77 ERA ranked fourth on the team among pitchers with at least 25 innings pitched • Was 1-0 in nine appearances during the ACC season • Threw a scoreless inning in his first career outing against Missouri (2/20) as he earned his first career victory • Earned the win at Virginia Tech (3/20) with a scoreless frame • Threw a career-long four innings in his first career start against Coastal Carolina (4/19) • Struck out a season-high three batters three times during the season. **Summer 2011:** Appeared in seven games for the Falmouth Commodores in the Cape Cod League • Threw nine innings of relief, while striking out nine.

Roswell High School

Career Game Highs:

Innings: 4.0, Coastal Carolina (4/19/11)
Strikeouts: 3, 3 times
Walks: 2, Davidson (3/2/11), High Point (4/17/12)
Hits: 6, Coastal Carolina (4/19/11)
Runs: 2, 5 times
Earned Runs: 2, 4 times

Drafted in the 40th round (1,205th overall) by the Oakland Athletics • Played for Coach Mike Powers at Roswell High School • Owns a polished approach on the mound with a great feel for pitching • Fastball can touch 93 mph and owns a hard breaking curve ball • Ranked as the No. 6 prospect in Georgia and No. 37

nationally by Perfect Game • Also ranked No. 79 by Baseball America • Named Earned 2009 Under Armour All-America honors and played in the Under Armour All-America Game at Wrigley Field • Claimed preseason All-America honors from both Under Armour and Perfect Game in 2009 • East Coast Showcase participant • Honor roll student and a 2009 AP scholar.

Personal

Andrew Thomas Smith is the son of Steve and Connie Smith • Born Nov. 5, 1991, in Roswell, Ga. • Majoring in management and society at Carolina.

Andrew Smith's Career Pitching Statistics


Year	ERA	W	L	App	GS	CG	SHO	CBO	SV	IP	H	R	ER	BB	SO	2B	3B	HR	BF	B/Avg	WP	HBP	SFA	SHA
2011	2.77	3	1	24	1	0	0	2	0	26.0	27	12	8	11	27	4	0	1	115	.273	1	3	0	2
2012	27.00	0	0	5	0	0	0	0	0	1.1	2	4	4	5	1	0	0	0	10	.400	0	0	0	0
TOTAL	3.95	3	1	29	1	0	0	2	0	27.1	29	16	12	16	28	4	0	1	125	.279	1	3	0	2

Mike Zolk's Career Batting Statistics

Year	Avg	GP	GS	AB	R	H	2B	3B	HR	RBI	TB	SLG%	BB	HBP	SO	GDP	OB%	SF	SH	SB	ATT	PO	A	E	FLD%
2012	.255	53	42	161	20	41	6	2	0	26	51	.317	20	2	19	1	.333	6	4	2	3	75	97	10	.945
TOTAL	.255	53	42	161	20	41	6	2	0	26	51	.317	20	2	19	1	.333	6	4	2	3	75	97	10	.945



3



Mike Zolk

Sophomore - 2B - 5-9 - 185
Philadelphia, Pa.
(Neuman-Garetti)

General

Will battle for the starting spot at second base • Provides quality at bats from the left side • Can also play third base.

Freshman (2012)


Appeared in 53 games with 42 starts, 41 at second base and one at third base • Posted a .255 average (41-161) with 20 runs scored and 26 RBI • Tallied six doubles and two triples on the season • Made his collegiate debut with one double and one RBI against Xavier (2/17) • Drove in four runs off another double in the same series against Xavier (2/18) • Made 27 ACC appearances with 22 conference starts • Scored a season-high three runs and tallied three hits and one RBI against Maryland (3/17) • Also tallied three hits, tying his season-high, at Clemson (3/11) • Drove in two runs in back-to-back games against Georgia Tech (4/20, 4/21).

Neumann-Goretti High School

Voted by the Philadelphia Inquirer as the top-ranked second baseman in Pennsylvania as a junior and a senior • Voted to Northeast Region "Dream Team" by Perfect Game • Has recorded over 125 hits in his high school career • Has fielded .970 as a four-year starter • Was awarded the Greater Northeast Philadelphian Award by Northeast Times Newspaper for athletic achievements and community contributions volunteering and serving in and around the Philadelphia area • Is a three-time All-Catholic selection • Earned all-city and all-state honors as a junior.

Personal

Michael Alexander Zolk is the son of Michael and Diane Zolk • Born July 23, 1993, in Philadelphia, Pa. • Has not declared a major at Carolina.



Skye Bolt

Freshman - OF - 6-2 - 175
Woodstock, Ga.
(Holy Innocents)

20

General


Switch-hitting outfielder who can run • Has power from both sides of the plate • Possesses a very strong and accurate arm.

Holy Innocents

Drafted in the 26th round (804) in the 2012 MLB Draft by the Washington Nationals • Ranked the No. 6 player in the state of Georgia by Perfect Game • Ranked No. 39 in the class of 2012 by Baseball America • Tabbed the No. 45 player in the country by Perfect Game and No. 11 among outfielders in the nation • Participated in the 2011 Perfect Game All-American Classic at Petco Park in San Diego, Calif. • Coached by Dylan Deal at Holy Innocents Episcopal School in Atlanta, Ga. • Named MVP of high school team • Served as assistant head of FCA group • Also played football as quarterback.

Personal

Skye M. Bolt is the son of Mike and Eva Bolt • Born Jan. 15, 1994, in Woodstock, Ga. • Father played college baseball.



Matt Campbell

Freshman - SS/2B - 5-11 - 165
Chesapeake, Va.
Hickory

4

General


Talented defender who can handle the bat • Has great knowledge of the strike zone and can consistently get on base.

Hickory High School

Ranked among the top 500 players in the country by Perfect Game • Tabbed the No. 17 player in the commonwealth of Virginia by Perfect Game • Four-year varsity shortstop • Coached by Hank Craft at Hickory High School in Chesapeake, Va. • Honors graduate.

Personal

David Matthew Campbell is the son of father David, stepmother Ramona and mother Pamela Campbell • Born March 31, 1994, in Chesapeake, Va. • Father played baseball at Virginia Wesleyan and brother, Sean, wrestled at Liberty.



Taylore Cherry

Freshman - RHP - 6-8 - 270
Dayton, Ohio
(Butler)

38

General

One of the most talented and projectable right-handers in the country • Possesses great stuff and has a good feel for the strike zone.

Vandalia-Butler High School

Ranked the No. 21 player in the nation by Perfect Game and No. 2 in the state of Ohio • Baseball America tabbed Cherry No. 38 in the 2012 class • Played in the Perfect Game All-American Game • Was named the Gatorade Player of the Year of Ohio as a junior • Played summer ball with fellow signee Matt Smoral • Coached by Trent Dues at Vandalia Butler High School in Vandalia, Ohio. • Also played basketball from freshman to junior year • Named to the principal's list freshman and senior years.

Personal

Taylore Lewis Cherry is the son of Ron and Kathy Cherry • Born June 24, 1993, in Dayton, Ohio.



Zach Daly

Freshman - OF - 6-2 - 180
Gastonia, N.C.
(Forestview)

16

General

Left-handed hitting outfielder with a high ceiling • Possesses power and speed from the left side • Polished in the outfield

Forestview High School

Ranked among the top 500 in the country and No. 35 in the state of North Carolina by Perfect Game • Ranked the No. 3 player in the state by Impact Baseball • High School teammate of fellow signee Reilly Hovis • Four-year centerfielder • Coached by Brian Horne at Forestview High School in Gastonia, N.C. • Member of the Beta Club, National Honor Society and Technical Honor Society • Also played as a forward on Forestview's soccer team in 2008 and 2009.

Personal

Zachary Scott Daly is the son of Cherie Daly • Born Dec. 13, 1993, in Niagara Falls, N.Y.



Korey Dunbar

Freshman - C - 6-0 - 215
Charleston, W. Va.
(Nitro)

43

General

Physical catcher and corner infielder with power from the right side of the plate • Controls the game from behind the plate • Strong receiver and thrower.

Nitro High School

Drafted in the 39th round (1196) of the 2012 MLB Draft by the Los Angeles Dodgers • Ranked among the top 500 in the country by Perfect Game • Tabbed the top player in the state of West Virginia by Perfect Game • Earned first team all-state honors as a junior • Coached by Steve Pritchard at Nitro High School in Nitro, W.Va. • Played catcher, pitcher and third base at Nitro • Received Promise and Brandon Sneed Scholarships • High Honors graduate • Member of Mu Alpha Theta.

Personal

Korey Patrick Dunbar is the son of Danny and Joyce Dunbar • Born April 21, 1994, in Charleston, W. Va. • Sister played tennis at Wright State.



Peter Hendel

RS Freshman - LHP - 6-2 - 190
Waxhaw, N.C.
Cuthbertson

34

General

Has an advanced feel for pitching • Could see time out of the bullpen as a lefty specialist.

Freshman (2012)


Redshirted due to preseason surgery.

Cuthbertson High School

Coached by Travis Little at Cuthbertson • Earned all-conference, all-county and all-region honors • Member of North Carolina Future Stars Baseball Showcase Team in the Battle of the Border Showcase Games • Earned Cy Young Award for Union County in 2010 • "A" Honor Roll member.

Personal

Peter Hendel is the son of Richard and Denise Hendel • Born September 21, 1992 in Mineola, N.Y. • Has not declared a major at Carolina.



Reilly Hovis

Freshman - RHP - 6-3 - 190
Gastonia, N.C.
(Forestview)

28

General


Polished right-hander • Pounds the strike zone with three above average pitches.

Forestview High School

Ranked No. 276 in the nation by Perfect Game and No. 7 in the state of North Carolina • Earned the No. 8 ranking in the state by Impact Baseball • Cousin, Jonathan Hovis (2003-06), pitched at Carolina • High School teammate of fellow signee Zach Daly • Coached by Brian Horne at Forestview High School in Gastonia, N.C. • Also played soccer sophomore year • Member of National Honor Society and Beta Club.

Personal

Patrick O'Reilly Hovis is the son of Richard and Kelly Hovis • Born Oct. 27, 1993, in Gastonia, N.C. • Mother played tennis at St. Mary's • Cousin, Jonathan Hovis, played baseball at UNC and in the minor leagues for the New York Yankees.



Landon Lassiter

Freshman - SS/2B - 6-1 - 180
High Point, N.C.
(North Davidson)

12

General

Very athletic and durable shortstop • Possesses power and speed from the right side of the plate.

North Davidson High School

Drafted in the 16th round (513) of the 2012 MLB First-Year Player Draft by the Arizona Diamondbacks • Ranked No. 266 in the nation by Perfect Game and tabbed No. 6 in the state of North Carolina • Tabbed No. 7 in the state by Impact Baseball • Coached by Mike Meadows at North Davidson High School in Lexington, N.C. • Played varsity baseball all four years and varsity basketball freshman and sophomore year • Named CPC All-Conference sophomore, junior and senior seasons • Named All-State senior year • Participated in the East Coast Pro Showcase, N.C. vs. S.C. All-Star Game and the Tournament of Stars.

Personal

Landon Joseph Lassiter is the son of Cliff and Eva Lassiter • Born June 14, 1993, in Thomasville, N.C. • Father played baseball at Pfeiffer • Brother, Garrison, signed with Carolina before being drafted and signing with the New York Yankees.



Michael Massardo

Freshman - OF - 5-7 - 170
Waxhaw, N.C.
(Charlotte Latin)

1

General


High energy athlete • Versatile player that can cover ground in the outfield.

Charlotte Latin High School

Ranked among the top 500 players in the country by Perfect Game and No. 35 in the state of North Carolina • Tabbed No. 26 in the state by Impact Baseball • Very accomplished in the classroom • Coached by Kim Cousar at Charlotte Latin School in Charlotte, N.C. • Four-year letterman at shortstop and second base • Also played football for Charlotte Latin from freshman through junior year as a wide receiver and running back • Named to the Headmaster's List all four years.

Personal

Michael Hunter Massardo is the son of Mike and Lisa Massardo • Born Nov. 25, 1993, in Woodcliff Lake, N.J. • Plays guitar.



Alex Raburn

Freshman - INF/OF - 5-10 - 180
Durham, N.C.
(Jordan)

6

General


Versatile athlete that can run • Can play in both the infield and the outfield • Intense competitor.

Jordan High School

Ranked No. 414 in the nation by Perfect Game and No. 14 in the state of North Carolina • Rated No. 16 in the state by Impact Baseball • Coached by former Tar Heel Devy Bell (1984-87) at Jordan High School in Durham, N.C. • Named All-Conference four times and All-State twice • Team MVP sophomore and senior seasons • Conference Player of the Year as junior • 16U WWBA National Champions with Canes baseball • Tournament of Stars participant • Also played football and basketball.

Personal

Alexander Joseph Raburn is the son of Doug and Kay Raburn • Born May 28, 1994, in Durham, N.C. • Father played football at Hastings.



Matt Rubino

Sophomore - C/OF - 5-10 - 190
Aliquippa, Pa.
**(Hopewell/
Florence Darlington)**

24

General

Versatile player that can play all over the field • Left-handed hitter at the plate that could also see time behind the plate.

Florence-Darlington Technical


Appeared in 48 games as a utility player • Posted a .340 average (54-159) with 39 runs scored and team-high 40 RBI • Tallied a school-record 19 doubles, two triples and nine home runs • Earned first team all-region honors.

Hopewell High School

Coached by Joe Rubino, his uncle, at Hopewell High School in Aliquippa, Pa. • First-team All-Section senior year • First-team All-Region junior year • Also played football as running back and basketball as point guard

Personal

Matthew Paul Rubino is the son of James and Melissa Rubino • Born June 30, 1993, in Morehead City, N.C. • Father was drafted for baseball but chose to join the Marine Corps.



Trent Thronton

Freshman - RHP - 6-0 - 170
Charlotte, N.C.
(Ardrey Kell)

31

General

Extremely polished right-handed pitcher that commands the zone with three above average pitches • Very athletic and competitive player.

Ardrey Kell High School

Ranked No. 370 nationally by Perfect Game and No. 12 in the state of North Carolina • Rated No. 10 in the state by Impact Baseball • Coached by Hal Bagwell all four years at Ardrey Kell High School in Charlotte, N.C. • Team captain senior year • Also played basketball • Member of National Honor Society and National Technical Honor Society • Member of Knights in Action community service.

Personal

Trent Edward Thronton is the son of Jeff and Patty Thronton • Born Sept. 30, 1993, in Pittsburgh, PA • Father played football at Indiana as quarterback • Grandfather, Jerry, played football and baseball at Kansas • Uncle, Wes, played football at Davidson.



Mike Fox

Head Coach
15th Season At Carolina
North Carolina, 1978

Entering his 15th season as head coach at the University of North Carolina, Mike Fox has guided his alma mater to the most successful period in school history and firmly established the Tar Heels as one of the nation's preeminent college baseball programs. Capped by five trips to the College World Series in the last seven years, Carolina has made 13 appearances in the NCAA Tournament and posted a 634-262-1 record in Fox's 14 seasons in Chapel Hill.

Fox, who ranks first among the game's active leaders in career winning percentage, has been recognized by several outlets as one of the nation's top coaches in recent years. Baseball America honored Fox as its national coach of the year in 2008, and Fox's peers - the American Baseball Coaches Association - selected him as the Atlantic Region Coach of the Year in three of the last four seasons.

Fox's leadership and vision were instrumental in the construction of the \$25.6-million Boshamer Stadium, which opened in 2009 to rave reviews as one of the finest collegiate baseball facilities in the nation. The stadium underwent another upgrade this offseason with the installation of a state of the art video board.

One of only six men to play in and then coach his alma mater to the College World Series, Fox has led Carolina to 11 consecutive trips to postseason play for the first time in school history.

Fox has coached his teams to NCAA tourney play in 27 of his 29 seasons as a head coach, including a combined 13 trips to the NCAA Division I and Division III World Series. Fox, who has led Carolina to 13 College World Series victories over the last seven seasons, has either played or coached in all 15 CWS wins by the Tar Heels.

But just as important as the on-field success Fox has found at UNC is the type of program that he has built. On Feb. 28, 2007, while the Tar Heels were ranked No. 1 by Baseball America, they also claimed the top spot when USA Today re-ranked its preseason top 25 based on the NCAA's Academic Progress Rate (APR). Fox's players are regulars on the Atlantic Coast Conference's Academic Honor Roll, including 25 honorees over the last six seasons, and he has coached four ESPN The Magazine Academic All-District III selections in the last seven years, including Adam Warren, who was an Academic All-America pick in 2009.

Fox became the 24th head coach in Carolina history on May 7, 1998, when former Athletic Director Dick Baddour selected the former UNC player and North Carolina Wesleyan College head coach to lead the Tar Heels into the 21st century. Fox is just the third head coach in Chapel Hill since 1947.

Fox has set a high standard of success in his first 14 years on the job, averaging more than 45 wins per season and guiding the Tar Heels to 50 or more victories in four of the last seven seasons. Fox collected his 700th career college coaching victory in 2002, his 800th career win in 2005 and his 900th win in 2007. He reached the 1,000-win mark with a 10-3 victory over Gardner-Webb March 4, 2009 and notched his 1,100th win in 2011.

Overall, 62 Tar Heels to play for Fox over the past 14 years have been drafted by Major League Baseball organizations, including 10 first-round or supplemental selections: Levi Michael in 2011, Matt Harvey in 2010, Dustin Ackley and Alex White in 2009, Andrew Miller and Daniel Bard in 2006, Russ Adams in 2002, Tyrell Godwin in 2000 and Mike Bynum and Kyle Snyder in 1999.

Twenty-eight of Fox's former Tar Heels were on professional rosters in 2012. The 2011 MLB season was a season of firsts for several of Fox's former players as five Tar Heels made their major league debuts. Dustin Ackley and Kyle Seager debuted for the Seattle Mariners, while Andrew Carignan (Oakland Athletics), Tim Federowicz (Los Angeles Dodgers) and Alex White (Cleveland Indians) all played in the majors in 2011. In the past two years Carolina has had eight former players debut in the big leagues, three more than any school in the country.

Fox has coached 26 first-team All-ACC selections, including pitchers Kent Emanuel and Michael Morin last season. Tar Heels have earned 22 different

Mike Fox At A Glance

- **Education:** Bachelor's degree in business physical education, UNC, 1978
 Master's degree in teaching, UNC 1979
- **Family:** Wife - Cheryl; Son - Matthew; Daughter - Morgan
- **Playing Experience:** North Carolina (1976-78)
- **Overall Record (29 years):** 1,174-403-5 (.744)
- **Coaching Experience:** North Carolina Wesleyan (1983-98) - 539-141-4 (.789)
 North Carolina (1999-present) - Overall - 635-262-1 (.708), ACC - 235-144-1 (.620)

Career Highlights

- In his 15th season as head coach at North Carolina.
- Hired prior to 1999 season as 24th head coach in school history.
- Winningest active coach in the NCAA with a .744 winning percentage and ninth in overall victories entering 2012; Entered this season eighth in all-time winning percentage and 22nd in overall victories.
- Honored in 2008 as Baseball America's National Coach of the Year.
- Named 2006, 2007 and 2008 ABCA Atlantic Region Coach of Year.
- Led UNC to four straight trips to the College World Series for the first time in ACC history and the 13th time in NCAA history.
- One of six men to play in and then coach their alma mater to the CWS.
- Has been a part of all 15 CWS wins for UNC as a player or coach.
- Played at Carolina from 1976-78 and was the starting second baseman on UNC's 1978 College World Series team; Named to the 1978 CWS All-Tournament team.
- Led Carolina to three straight 50-win seasons and an NCAA-best 213 victories over from 2006-2009.
- Earned his first ACC title and Carolina's first since 1990 in 2007.
- Won ACC Coastal Division titles in 2006, 2007, 2009 and 2012.
- Led UNC to NCAA regional titles in 2003, 2006, 2007, 2008, 2009 and 2011.
- Led the Tar Heels to the NCAA Regionals in 13 of his 14 years as head coach.
- Has had 55 players drafted since he became head coach at Carolina, including eight in the first round.
- Has had 26 players named first-team All-ACC since 1999 and 32 earn second-team All-ACC honors.
- Set a school record for most wins to open a season with 21-0 start in 2000.

Mike Fox In The NCAA Record Book



Winningest Active Coaches By Percentage

Coach	Yrs.	Record	Pct.
1. Mike Fox, North Carolina	29	1174-403-5	.744
2. Mike Martin, Florida State	32	1723-594-4	.743

Winningest Active Coaches By Victories

Coach	Yrs.	Record	Pct.
1. Augie Garrido, Texas	44	1847-847-9	.685
9. Mike Fox, North Carolina	29	1174-403-5	.744

Winningest All-Time Coaches By Percentage

Coach	Yrs.	Record	Pct.
1. John Barry, Holy Cross	40	619-146-5	.807
8. Mike Fox, North Carolina	29	1174-403-5	.744

Winningest All-Time Coaches By Victories

Coach	Yrs.	Record	Pct.
1. Augie Garrido, Texas	44	1847-847-9	.685
22. Mike Fox, North Carolina	29	1174-403-5	.744

(Minimum five years as a Division I head coach. Includes record at four-year colleges only.)

All-America honors under Fox, including the most recent left-hander Kent Emanuel and right-hander Michael Morin in 2012.

Colin Moran became the fourth Tar Heel under Fox's tutelage to be named ACC Freshman of the Year as he joined Adam Greenberg (2000), Daniel Bard (2004) and Dustin Ackley (2007). Moran also joined Ackley as Baseball America's Freshman of the Year in 2011.

The Tar Heels advanced to the NCAA Tournament for the 11th consecutive year under Fox in 2012 as the team earned its fifth top eight seed in the last six seasons.

The 2011 season saw the Tar Heels become the 13th school in NCAA history to appear in five College World Series in a six-year span. Carolina is just one of



Microwhite Studios

three teams in the ACC to earn a trip to the NCAA Tournament 10 straight seasons. The 2011 Tar Heels racked up 51 wins on the back of first round draft pick Levi Michael and ACC Freshman of the Year Colin Moran.

Carolina became the first school in ACC history to make four straight trips to the College World Series in 2009. The Tar Heels featured Dustin Ackley, who would finish as UNC's career leader in average, hits, runs and total bases. Ackley was the Tar Heels' top individual performer in 2009, as he posted an ACC-best .417 average and 22 home runs, while also adding 111 hits, 75 runs and 73 RBI. He was named Rivals.com National Player of the Year and became the first three-time All-America in school history.

Paced by the first All-America quartet in school history (Alex White, Kyle Seager, Dustin Ackley and Tim Fedroff), the Tar Heels went 54-14 and reached the College World Series for the third straight season in 2008, placing third. Despite not playing on campus with Boshamer Stadium under construction, Carolina hosted both NCAA regionals and super regionals in Cary and went 5-0 en route to yet another trip to Omaha. Following a series win at then-No. 1 Miami, the Tar Heels earned the first consensus No. 1 ranking in school history May 19. Chad Flack completed his career as Carolina's career leader in hits, games, at-bats and total bases in 2008.

After breaking through with a CWS runner-up finish in 2006, the Tar Heels matched that feat in 2007 despite losing a pair of first-round selections on the mound in Miller and Bard. Carolina won a school record and NCAA-best 57 games and brought home its second straight ACC Coastal Division title and first ACC tournament title since 1990 in the process. In Omaha, Carolina dropped its second game before winning three straight to reach the finals for the second straight season.

In 2006, the Tar Heels captured the ACC's Coastal Division title and reached the College World Series for the first time since 1989. Carolina won a then-school record 54 games, including a record 38 at home, and hosted its first NCAA Regional at Boshamer Stadium since 1983. The Tar Heels won their second regional under Fox and then captured the Tuscaloosa Super Regional in dramatic fashion to punch their fifth ticket to Omaha. There, Carolina won its first four games before falling to Oregon State in the championship series, two games to one.

Miller won Baseball America National Player of the Year honors and the Roger Clemens Award as the nation's top pitcher, and he joined Horton as an All-America selection. Senior Jonathan Hovis led the nation in ERA at 1.17, while Flack set Carolina's single-season hit record with 112.

From 2002-05, the Tar Heels won 40-plus games in each season and reached the NCAA Tournament every year. The 2003 squad was at its best in the postseason, sweeping through the NCAA Starkville Regional with a 3-0 record, including a pair of wins over host Mississippi State. The regional victory was the first for Carolina since the 1989 team reached the College World Series.

Carolina also earned top-10 national rankings in 2005 and in 2004 with a team that was led by All-Americas Marshall Hubbard and Chris Iannetta. Hubbard drove in a school-record 83 runs, while Iannetta, who made his major league debut with the Colorado Rockies in 2006, was one of three finalists for the Johnny Bench Award, presented annually to nation's top collegiate catcher. In a record-setting 2000 season, Carolina posted a 46-17 mark, the second-most victories in a season in school history. Carolina earned the No. 2 seed at the NCAA Regional at Upper Montclair, N.J., and came just one win away from advancing to the NCAA Super Regional.

In his first year on the job, Fox led Carolina to a school-best 16 straight wins to open the 1999 season and, in the midst of going 22-2 to start the year, the Tar Heels peaked at No. 3 the Baseball America rankings. Carolina went on to earn the No. 3 seed in the NCAA Tournament Palo Alto Regional.

Fox came to Carolina after 15 seasons as the head coach at N.C. Wesleyan College in Rocky Mount, where he led the Battling Bish-

ops to 14 NCAA Tournament appearances, eight Division III College World Series appearances and the 1989 NCAA Division III national championship. His teams posted 15 consecutive top-20 finishes in the national polls and won 11 Dixie Conference championships.

Fox's career record of 539-141-4 at N.C. Wesleyan ranked second in career winning percentage (.791) among all active Division III head coaches at the time of his return to Carolina.

Fox was a three-year letterwinner at Carolina as a second baseman from 1976-78, helping lead the Tar Heels to the 1978 College World Series. As a senior, he hit .277, tied for the team lead with six home runs and was named to the College World Series all-tournament team. Fox also played on the Tar Heel junior varsity basketball team under Eddie Fogler in the 1975 and '76 seasons.

The 56-year old native of Asheville, N.C., is a 1978 graduate of Carolina with a degree in physical education. He earned his Master of Arts in teaching at UNC in 1979. Fox served as a graduate assistant at Carolina during the 1979 season and was the head coach at Millbrook High School in Raleigh in 1980 and '81 before taking over as N.C. Wesleyan's head coach in September of 1982. He also had served as the Battling Bishops' athletic director since 1985.

Fox was named the American Baseball Coaches Association Division III National Coach of the Year in 1989 after leading the Battling Bishops to the national title. He has been named the NCAA South Region Coach of the Year and the Dixie Conference Coach of the Year seven times each. He coached 29 All-Americans at N.C. Wesleyan and 92 percent of his players graduated.

The 1974 graduate of East Mecklenburg High School in Charlotte, N.C., played independent professional baseball for a year after graduating from Carolina before returning to his alma mater as a graduate assistant in 1979. Fox and his wife, Cheryl, have a son, Matthew (26), and a daughter, Morgan (23).

Major Leaguers Coached By Fox

- Dustin Ackley, Seattle (2011-pres.)
- Russ Adams, Toronto (2004-2009)
- Daniel Bard, Boston (2009-pres.)
- Mike Bynum, San Diego (2002-04)
- Andrew Carignan, Oakland (2011-pres.)
- Tim Federowicz, Los Angeles (2011-pres.)
- Tyrell Godwin, Washington (2005)
- Adam Greenberg, Chicago Cubs (2005, 2012-pres.)
- Matt Harvey, New York Mets (2012-pres.)
- Chris Iannetta, Colorado, Los Angeles (2006-pres.)
- Andrew Miller, Detroit, Florida, Boston (2006-pres.)
- Luke Putkonen, Detroit (2012-pres.)
- Kyle Seager, Seattle (2011-pres.)
- Ryan Snare, Texas (2004)
- Kyle Snyder, Kansas City, Boston (2003-08)
- Adam Warren, New York Yankees (2012-pres.)
- Alex White, Cleveland, Colorado (2011-pres.)

All-America Selections Under Fox

- 2000 Derrick DePriest, P
- 2000 Tyrell Godwin, OF
- 2002 Russ Adams, IF
- 2002 Adam Greenberg, OF
- 2002 Chris Maples, 3B
- 2003 Jeremy Cleveland, OF
- 2004 Marshall Hubbard, OF
- 2004 Chris Iannetta, C
- 2006 Josh Horton, SS
- 2006 Andrew Miller, P
- 2007 Dustin Ackley, 1B
- 2007 Andrew Carignan, P
- 2008 Dustin Ackley, 1B
- 2008 Tim Fedroff, OF
- 2008 Kyle Seager, 2B
- 2008 Alex White, P
- 2009 Dustin Ackley, 1B
- 2009 Brian Moran, P
- 2011 Patrick Johnson, P
- 2011 Colin Moran, 3B
- 2012 Kent Emanuel, P
- 2012 Michael Morin, P

Year-By-Year With Mike Fox

Year	School	Overall Record	Pct.	Conference Record	Pct.	NCAA Postseason
1983	NC Wesleyan	38-7	.844	8-0	1.000	College World Series; 3rd place
1984	NC Wesleyan	33-11	.750	8-0	1.000	NCAA Tournament
1985	NC Wesleyan	35-9-2	.783	7-1	.875	NCAA Tournament
1986	NC Wesleyan	39-7	.848	6-2	.750	NCAA Tournament
1987	NC Wesleyan	46-9	.836	8-0	1.000	College World Series; 3rd place
1988	NC Wesleyan	32-10-1	.756	11-1	.917	NCAA Tournament
1989	NC Wesleyan	33-11-1	.744	6-5	.545	College World Series; Division III National Champs
1990	NC Wesleyan	38-10	.792	5-4	.556	College World Series; 3rd place
1991	NC Wesleyan	33-10	.767	5-2	.714	NCAA Tournament
1992	NC Wesleyan	29-13	.725	4-5	.444	NCAA Tournament
1993	NC Wesleyan	29-11	.725	9-3	.750	College World Series; 7th place
1994	NC Wesleyan	42-4	.913	10-0	1.000	College World Series; 5th place
1996	NC Wesleyan	30-13	.698	9-3	.750	
1997	NC Wesleyan	40-7	.851	11-1	.917	College World Series; 5th place
1998	NC Wesleyan	42-9	.824	9-3	.750	College World Series; 5th place

1999	North Carolina	41-18	.695	13-11	.542	NCAA Tournament - Palo Alto, Calif. Regional
2000	North Carolina	46-17	.730	12-12	.500	NCAA Tournament - Upper Montclair, N.J. Regional
2001	North Carolina	31-26	.544	9-15	.375	
2002	North Carolina	43-21	.672	17-7	.708	NCAA Tournament - Columbia, S.C. Regional
2003	North Carolina	42-23	.646	13-11	.542	NCAA Tournament - Columbia, S.C. Super Regional
2004	North Carolina	43-21	.672	14-10	.583	NCAA Tournament - Columbia, S.C. Regional
2005	North Carolina	41-19-1	.680	17-10-1	.625	NCAA Tournament - Gainesville, Fla. Regional
2006	North Carolina	54-15	.783	22-8	.733	College World Series; 2nd place
2007	North Carolina	57-16	.781	21-9	.700	College World Series; 2nd place
2008	North Carolina	54-14	.794	22-7	.759	College World Series; 3rd place
2009	North Carolina	48-18	.727	19-10	.655	College World Series; 5th place
2010	North Carolina	38-22	.633	14-16	.467	NCAA Tournament - Norman, Okla. Regional
2011	North Carolina	51-16	.761	20-10	.667	College World Series; 5th place
2012	North Carolina	46-16	.742	22-8	.733	NCAA Tournament - Chapel Hill, N.C. Regional
27 seasons overall		1,174-403-5	.744	351-174-1	.668	27 NCAA Tournament appearances



Scott Forbes

Associate Head Coach
Eighth Season At Carolina
North Carolina Wesleyan, 1998

Scott Forbes At A Glance

- **Education:** Bachelor's degree in business administration, NC Wesleyan, 1998
- **Family:** Wife - Mandy; Daughters - Hannah, Ally
- **Playing Experience:** Middle Georgia College (1994); NC Wesleyan (1995-97)
- **Coaching Experience:** Assistant Coach, NC Wesleyan (1998); Assistant Coach, North Carolina (1999-2002); Assistant Coach, Winthrop (2003-05); Assistant Coach/Pitching Coach, North Carolina (2006-2008); Associate Head Coach/Pitching Coach, North Carolina (2009-present).

Collegiate Baseball newspaper's 2008 National College Pitching Coach of the Year, Scott Forbes is in his eighth season mentoring North Carolina's pitching staff and his fourth as the Tar Heels' associate head coach.

Forbes, who has totaled a record of 667-275 in 15 seasons as an assistant coach, has been an instrumental part of the Tar Heels' run to the College World Series in five of the last seven seasons.

Under his guidance, the Carolina pitching staff has ranked among nation's top 35 in earned run average in each of the last seven seasons, including the fourth-lowest ERA in the nation last year.

Baseball America recognized Forbes as one of the top assistant coaches in the country prior to the 2013 campaign.

On the recruiting front, Forbes played in an integral role in landing some of the nation's top talent, as every class brought in to Carolina during his time has been ranked among the top 10 in the country.

Forbes, who is in his second stint in Chapel Hill, was an assistant at UNC from 1999-2002 and served as an assistant at Winthrop University for three seasons before returning to Carolina prior to the 2006 season.

Forbes has watched over the top three strikeout pitchers in UNC history as Andrew Miller, Alex White and Patrick Johnson are the only hurlers to eclipse 300 strikeouts in a career.

The Tar Heels had a pair of All-America pitchers in 2012 as starter Kent Emanuel and closer Michael Morin each earned the honor.

In Chapel Hill, 20 of Forbes' pitchers have either been drafted or signed professional contracts over the last six seasons, including first-round picks Daniel Bard (2006), Andrew Miller (2006), Alex White (2009) and Matt Harvey (2010). Forbes and the rest of the UNC staff have gained a reputation of putting the health and future of their pitchers first and foremost, and Miller said it best during the 2006 College World Series: "I appreciate the coaches basically taking care of me. I've seen a lot of pitchers get abused in the postseason. They have my best interests at heart." Miller blossomed under Forbes and was named Baseball America's National Player of the Year, the Roger Clemens Award winner, first-team All-America and the Atlantic Coast Conference Pitcher of the Year, while setting UNC records for single-season and career strikeouts in 2006. The No. 6 overall pick by the Detroit Tigers, Miller made his major league debut Aug. 30, 2006, and is currently with the Boston Red Sox with fellow first round pick Daniel Bard.

Bard had an outstanding rookie season with the Boston Red Sox in 2009 and has made more than 200 appearances during his time in the big leagues. White was the No. 15 overall selection by the Cleveland Indians in 2010 and made his MLB debut in 2011 before getting traded to the Colorado Rockies.



Scott, Ally, Hannah and Mandy Forbes

Harvey was the most recent success story under Forbes. The Mystic, Conn., native was drafted in the third round coming out of high school and developed his craft even more at Carolina en route to becoming the No. 7 overall pick in the 2010 draft. Harvey made his MLB debut in 2012 a memorable one with nine strikeouts, the most in a debut by a Met in franchise history.

After working with Forbes and dropping his arm slot prior to the 2007 season, Milwaukee Brewers prospect Rob Wooten emerged as one of the nation's top relievers with 91 appearances over his final two seasons. Wooten earned an invitation to big league camp with the Brewers in 2013.

White anchored the Tar Heels' staff for the second straight season in 2009 and earned first-team All-ACC honors for the second straight season. He was joined on the all-conference team by Brian Moran and Adam Warren, who finished his career second in school history with 32 victories. Additionally, Moran became the fourth pitcher to earn All-America honors under Forbes, joining Carignan, Miller and White. In 2008, White was also named ACC Pitcher of the Year and - along with Wooten - claimed All-ACC honors. Additionally, freshmen right-handers Matt Harvey and Colin Bates earned freshman All-America honors in 2008.

In 2007, right-hander Robert Woodard completed his decorated career as the Tar Heels' career leader in wins and is the only pitcher to rank in the UNC's top 10 in wins, winning percentage, innings and strikeouts. In Miller, Woodard and Warren, Forbes has coached the Tar Heels' career leaders in strikeouts, wins and winning percentage, respectively.

Additionally, Forbes has mentored a pair of relievers to NCAA-best performances, as Jonathan Hovis led the nation with a 1.17 ERA in 2006, and Carignan shared the NCAA lead with 18 saves in 2007.

In his final season at Winthrop, Forbes helped guide the Eagles to one of the finest seasons in program history in 2005, as they won the Big South title, earned the No. 2 seed in the NCAA Knoxville Regional and posted a 44-22 record. He helped coach five All-Americans and five Major League Baseball draft picks while at Winthrop.

Forbes, who was promoted to assistant head coach prior to the 2005 season, served as the Eagles' recruiting coordinator and third base coach. He also worked as the position coach for catchers, outfielders and first basemen and coordinated the Eagles' strength and conditioning program, academic advising, community service and team travel. Forbes joined the Winthrop staff in July 2002.

Prior to his stint with the Eagles, Forbes was on Fox's staff at Carolina for four seasons, helping the Tar Heels to NCAA Regional appearances in 1999, 2000 and 2002. While in Chapel Hill, he assisted long-time pitching coach Roger Williams with instruction for the Tar Heels' hurlers and served as position coach for Carolina's catchers and corner infielders. Forbes also assisted with recruiting and served as director of Carolina's summer camps.

While at UNC, Forbes spent two summers as head coach and pitching coach of the Coastal Plain League's Wilmington Sharks. In 1999, he guided his team to the CPL title and earned the league's Coach of the Year award and tallied a 59-34 overall record in two summers with the team.

After a standout playing career for Fox at North Carolina Wesleyan, Forbes broke into coaching as an assistant with the Battling Bishops during the 1998 season. He served as the team's pitching instructor and called pitches, helping Wesleyan to a 42-9 record and a sixth-place finish at the NCAA Division III College World Series. Forbes also worked as the team's strength coordinator and first base coach.

As a player, Forbes hit .321 at Wesleyan from 1995-97 and led the team to a pair of Dixie Conference titles and a fifth-place finish at the 1997 Division III CWS. As a senior, he hit .387 with 61 RBI and 27 doubles, which set the NCAA Division III single-season record. That season, he earned second-team all-region honors and was named most valuable player of the Dixie Conference Tournament, as well as Wesleyan's MVP. Forbes also earned a spot on the regional all-tournament squad. He spent the 1994 season at Middle Georgia College, where he helped the team to the Georgia junior college state title.

Forbes earned a Bachelor of Science degree in business administration from North Carolina Wesleyan in May 1998. He is married to the former Mandy Passwaters, and the couple has two daughters, Hannah and Ally.



Scott Jackson

Assistant Coach
Fifth Season At Carolina
Campbell, 1998

Scott Jackson At A Glance

- **Education:** Bachelor's degree in physical education, Campbell, 1998; Master's degree in education, Campbell, 2000
- **Family:** Wife - Sara; Sons - Ryan, Tyler
- **Playing Experience:** Campbell (1994-97)
- **Coaching Experience:** Graduate Assistant Coach, Campbell (1999); Assistant Coach, Wofford (2000), Assistant Coach, Barton (2001); Assistant Coach, Campbell (2001); Assistant Coach/Pitching Coach, UNC Wilmington (2003-07); Assistant Coach/Pitching Coach, Liberty (2008); Assistant Coach/Recruiting Coordinator, North Carolina (2009-present).

Scott Jackson is entering his fifth year as an assistant baseball coach and the recruiting coordinator at the University of North Carolina in 2013. Jackson, who joined the Tar Heels in July 2008 after one season at Liberty, works with the offense, including hitting and base running, as well as infield play.

The Tar Heels have a record of 182-72 during Jackson's time in Chapel Hill and have turned in four consecutive NCAA Tournament appearances, including a pair of College World Series showings.

Baseball America recognized Jackson as one of the top assistant coaches in the country prior to the 2013 campaign.

Despite the change in NCAA bat regulation in 2011 the Tar Heels turned in one of the top scoring seasons in school history. Carolina finished 10th in the nation in runs scored by putting up 452 for the season. A big reason for Carolina's run scoring was its ability to draw walks and get on base as the Tar Heels' 358 walks ranked second in the country.

The Tar Heels were a patient group once again in 2012 as they finished with the fourth-most walks in the country.

Jackson's work with the Carolina infield came to fruition in 2011 as the Tar Heels finished fifth in the country and set a new school record with a .979 fielding percentage. Not a single player on the squad committed more than nine errors in 67 games.

Jackson was a big part of Levi Michael's development since stepping on campus. Michael was a Freshman All-America as a second baseman before making the move to third base in 2010 and to shortstop for the 2011 campaign. Michael's versatility appealed to the Minnesota Twins who selected the infielder 30th overall in the 2011 MLB Draft.

Another player to blossom under Jackson's watch has been third baseman Colin Moran.

Moran came to Carolina as an unheralded recruit but has developed into one of the top hitters in the country as he earned All-America honors and was named the Baseball America Freshman of the Year in 2011.

In his first season in Chapel Hill, Jackson helped guide the Tar Heels to their fourth consecutive College World Series appearance, a .313 team batting average and a .970 fielding percentage.

Jackson helped coach three-time All-America Dustin Ackley to Atlantic Coast Conference Player of the Year honors and also mentored all-conference selection Kyle Seager and freshman All-America Levi Michael. Both Ackley and Seager were selected in the top three rounds of the 2009 Major League Baseball First-Year Player Draft.

Jackson's efforts on the recruiting trail have also paid off for the Tar Heels pulling in four straight top-10 classes, the 2010 group of newcomers ranked No. 7 nationally, the 2011 class was ranked No. 6, the 2012 crop was ranked No. 4 and the latest edition were ranked No. 5 in the country.

Prior to joining the staff at UNC, Jackson served as pitching coach at Liberty and UNC Wilmington over the last six years but has worked with hitters in coaching stops at Campbell, Barton and Wofford. He also served as head coach of the Wilmington Sharks of the Coastal Plain League in 2002 and earned the league's Coach of the Year Award.

In 2008 at Liberty, Jackson helped guide the Flames to a 35-26-1 record and a runner-up finish in the Big South Tournament to Cary Super Regional participant Coastal Carolina. Two of his pitchers were chosen in the 2008 Major League Baseball First-Year Player Draft, and his staff recorded a school record 508 strikeouts.


Jackson helped guide UNC Wilmington to one of the most successful periods in school history from 2003-07. He was an integral part of a staff that posted three straight 40-win seasons, won Colonial Athletic Association titles in 2004 and 2006 and reached the NCAA Tournament in 2003, 2004 and 2006.

Under Jackson's tutelage, six Seahawk pitchers were selected in the MLB Draft after going undrafted out of high school. His pitching staff established a number of school records at Wilmington, including strikeouts and saves. Jackson also had coaching stints at Campbell (2002), Barton (2001) and Wofford (2000). In addition to his collegiate work, Jackson also spent two seasons with the Wilmington Sharks, where he was an assistant to fellow North Carolina assistant Scott Forbes in 2000. He led the Sharks to a league-best 31-17 mark in 2002 as head coach and coached five MLB draft picks.

Jackson is a 1998 graduate of Campbell with a bachelor's degree in physical education and he earned a master's degree in education in 2000, also from Campbell. During his playing days with the Camels, he played seven different positions and posted a career .268 batting average in 182 games. A Charlotte native, Jackson is married to the former Sara Moore, who was a standout basketball player at Campbell. The couple has two sons, Ryan and Tyler.



Scott, Ryan, Sara and Tyler Jackson



Bryant Gaines

Assistant Coach
First Season At Carolina
North Carolina, 2011

Former University of North Carolina pitcher and a member of four-straight College World Series teams, Bryant Gaines is the Tar Heels' newest assistant baseball coach, head coach Mike Fox announced.

"I am excited to have Bryant join our coaching staff," head coach Mike Fox said. "A young man of tremendous character, Bryant was one of our most respected and committed players and will bring insight to our younger players on what it takes to be successful both on and off the field".

Gaines worked for Ring Power Crane in Charlotte after graduating from the University of North Carolina in 2011 with a degree in sport administration. The Weddington, N.C., native replaces Robert Woodard who joined the UNC Wilmington staff as the pitching coach.

"I am so fortunate that Coach Fox gave me the opportunity to come back to UNC and coach baseball," Gaines said. "I feel as if I have a lot of valuable experiences and knowledge that will help our players in a number of different ways."

Bryant Gaines At A Glance

- **Education:** Bachelor's degree in sport administration, North Carolina, 2011
- **Playing Experience:** North Carolina (2007-11)
- **Coaching Experience:** Assistant Coach, North Carolina (2012-present)

During his career at Carolina, Gaines posted a 5-0 record in 35 career appearances for the Tar Heels. Gaines battled back from his second Tommy John surgery as a junior to make 10 appearances as a fifth-year senior.

Gaines will assist in all aspects of the program, including serving as camp director for the Carolina Baseball Camps.



Tyson Lusk

Equipment/Clubhouse Manager
Fourth Season At Carolina
North Carolina, 2009

A fixture in the Diamond Heel dugout over the last five seasons, Tyson Lusk is in his fourth year as the equipment/clubhouse manager with the North Carolina baseball program. He is responsible for ordering, distributing and maintaining the Tar Heels' uniforms and equipment both at Boshamer Stadium and on the road.

Additionally, Lusk supervises Carolina's staff of student managers and assists the UNC coaching staff and director of baseball operations in all phases of the program.

A 2009 graduate of North Carolina with a bachelor's degree in political science, Lusk served as the Tar Heels' head student manager from August 2005-June 2009 and was a key part of four consecutive trips to the College World Series.

While a student manager, Lusk coordinated game day charts and statistics, video taping of practices and games and pregame and postgame meals.

Lusk is a native of Winston-Salem, N.C., and was a member of the National Honor Society at North Forsyth High School before enrolling at UNC.





Dave Arendas

Director of Baseball Operations

Seventh Season At Carolina

Dave Arendas, a former All-ACC second baseman at North Carolina, is in his seventh season as director of baseball operations with the Diamond Heels. He is the program's first full-time employee in this position.

Arendas, who has been a key member of the UNC staff during its recent College World Series trips, handles a variety of administrative duties, including team travel, equipment purchasing, game day organization, special events coordination and community outreach. He is also heavily involved with Carolina's Old Leaguers and played a key role with the Boshamer Stadium renovation project.

Arendas, who graduated from UNC in 1990 with a Bachelor of Science degree in economics, was a four-year letterwinner from 1987-90. He helped lead the Tar Heels to the 1989 College World Series and the 1990 ACC title. Arendas was a second-team All-ACC choice in 1990 and ranks among the top 10 on Carolina's career lists for at-bats, runs, stolen bases and walks.

Arendas married the former Nicole Holbrook in 1991, and the couple has three children - a son, D.C., and two daughters, Walker and Carley. The family resides in Greensboro.



Mary Ellen Bingham

Sports Nutritionist/Dietician

Third Season At Carolina

Mary Ellen Bingham MS, RD, CSSD has been a member of the UNC Sports Medicine staff since July 2010. As Sports Nutritionist/Dietitian, she works closely with UNC's varsity athletic program, providing sports nutrition education, menu planning, supplement review and individual nutrition counseling.

Bingham holds a BS in Nutrition from Boston University, where she was a member of their varsity women's track & field team. She earned her masters degree in Clinical Nutrition from New York University and completed her clinical training at the James J. Peters VA Medical Center in Bronx, NY. She is credentialed as a Registered Dietitian (R.D) and Certified Specialist in Sports Dietetics (CSSD). Prior to coming to UNC, Bingham served as the Campus Dietitian and Sports Nutritionist at St. John's University in Queens, NY where she collaborated with dining services and the Department of Student Wellness, and worked closely with their varsity Division 1 athletics programs.

Bingham is a member of the American Dietetic Association (ADA), Sports Cardiovascular, and Wellness Nutrition (SCAN) dietetics practice group, and the Collegiate and Professional Sports Dietitians Association (CPSDA).



Greg Gatz

Director of Strength & Conditioning

15th Season At Carolina

Greg Gatz is in his 14th year as Director of Strength and Conditioning for Olympic Sports at UNC. While overseeing the facility management and organization of 20 sport teams, Gatz is directly in charge of program design and installation for several specific teams including baseball, men's and women's soccer, volleyball, track and field (sprinters and hurdlers) and men's lacrosse.

Gatz has worked closely with several national champion teams at Carolina including women's soccer and men's soccer, as well as the 2002 UNC volleyball team that finished the season ranked No. 12, the highest in program history. He has also been an integral part of the baseball program's return to national prominence in the postseason. The baseball team has been a fixture in the College World Series under Gatz's watch reaching the final stop in five of the last six seasons.

Gatz was nominated in 2001 for College Strength and Conditioning Professional of the Year by the National Strength and Conditioning Association. He holds a specialist certification from the NSCA and a Level I certification in Olympic weight lifting from the United States Weight Lifting Federation.

A 1983 graduate of Ithaca (N.Y.) College, Gatz competed in football and track while receiving a degree in physical education. He was elected track team captain his senior year.

Gatz began his coaching career at St. Cloud (Fla.) High School, coaching and teaching numerous sports including football, track, weight lifting, wrestling and tennis. Gatz also spent time at Dr. Phillips and Cypress Creek high schools in Orlando before coming to Carolina in 1996.

Gatz and his wife, Dana, have a daughter, Jessica.



Joan Holt

Administrative Assistant

13th Season At Carolina

Joan Holt is in her 13th year as the administrative assistant for the North Carolina baseball program.

A graduate of Carolina, Holt has worked for the University in many capacities since 1980. Prior to working with the baseball program, she worked under Senior Associate Director of Athletics Dr. Beth Miller from 1985-2000.

After spending much of her childhood in New Jersey, Holt moved to Charlotte and graduated from East Mecklenburg High School. She graduated from Carolina in 1979 with a Bachelor of Arts in elementary education.

Joan has two children, Katie and Wally. Katie is a junior at UNC and Wally is a high school senior.

Holt's hobbies include reading and spending time at Sunset Beach with her father and seven siblings.



Terri Jo Rucinski

Head Athletic Trainer


Eighth Season At Carolina

Terri Jo Rucinski is the Staff Athletic Trainer for the baseball team. In addition to her athletic training duties, Rucinski also serves as the Supervisor of the Fetzer Athletic Training Room and is a Staff Physical Therapist at the James A. Taylor Campus Health Service.


Rucinski also assists the education program as a lecturer for both the undergraduate and graduate athletic training programs, with emphasis on the prevention and rehabilitation of shoulder injuries. She has been involved with the Board of Certification for Athletic Trainers for the past 18 years and has served on several examination development committees.

Rucinski received her B.S. in Physical Education Teaching and Athletic Training from the University of Wisconsin - La Crosse in 1987. She went on to receive her M.A. in Exercise and Sports Science with specialization in Athletic Training from UNC in 1989. Rucinski worked in Milwaukee, Wisc., at Froedtert Sports Medicine until she returned to the University of Wisconsin - La Crosse, in 1994, to pursue her physical therapy degree.


She received her B.S. in physical therapy in 1996. She is also a Strength and Conditioning Specialist, receiving her certification in 1998. Prior to Rucinski's return to UNC, she worked in Madison Wisconsin, at the UW-Health Sports Medicine Physical Therapy Clinic and was also the Head Athletic Trainer at Madison Area Technical College.



Tyler Puryear
Head Student Manager




Josh Ellis
Student Manager



Kegan Lowe
Student Manager



Zach Fitzpatrick
Bullpen Catcher/Manager



Will Norrell
Bullpen Catcher/Manager

Additional Support Staff:

Joe Bray, GoHeels.com; Mike Copeland, Public Address Announcer; Nelson Hurst, Video Board Coordinator; Andrea Nackenson, Score Board Operator; Ivie Newton, Bus Driver; David Theby, Marketing Coordinator;



Wyatt Little

Graduate Assistant Athletic Trainer

Second Season At Carolina



Taryn Gilrein

Graduate Assistant Athletic Trainer

First Season At Carolina



Groundskeeping Staff (L-R): Dan Clayton, Casey Carrick, Jon Wilson, Brian Stallings, A.J. Cangelli





Holden Thorp

Chancellor
Fifth Year At Carolina

Holden Thorp took office as Carolina's 10th chancellor on July 1, 2008. He has invested three decades of his life at the University, starting as an undergraduate student who earned a bachelor of science degree with honors in 1986. Through

his research, Thorp developed technology for electronic DNA chips and founded spin-off companies. He raised money for a science complex that has helped boost faculty research productivity, served as director of the Morehead Planetarium and Science Center and was dean of the College of Arts and Sciences.

Thorp announced in September 2012 that he planned to step down, effective June 30, 2013. A Kenan Professor, he will resume his research and teaching in the chemistry department.

A North Carolina native, Thorp grew up in a Fayetteville family steeped in UNC traditions dating to the 1800s. When he graduated from Terry Sanford High School, the only college on his application list was Carolina, where he earned a bachelor of science degree with honors in 1986.

Attending a world-class research university - where the same people conduct research and teach - allowed Thorp to work in chemistry labs with top faculty and inspired him to become a professor. He pursued that dream at the California Institute of Technology, where he earned a doctorate in chemistry in 1989, and at Yale University for postgraduate work. After teaching a year at NC State, he returned to UNC to teach chemistry in 1993. He was chair of the chemistry department and dean of the College of Arts and Sciences before becoming chancellor.

Thorp is driven to be sure that UNC students today have the same opportunities that he had as an undergraduate. "Carolina students are inspired to tackle the great problems facing the world," he says.

Thorp's priorities include protecting Carolina's legendary commitment to providing a high-quality education at an affordable price - core values that have kept the University and the chancellor in the spotlight as leaders during a national debate about college costs and the future of U.S. higher education. Thorp was among a dozen college presidents and higher education leaders invited to the White House with the president to discuss how campuses can become more affordable while producing more graduates.

The chancellor serves on the national Commission on Higher Education Attainment, which was created by the six presidentially based higher education associations to chart a course for improving college retention and attainment and, in turn, restoring the nation's higher education preeminence. He is also on the national Homeland Security Academic Advisory Council.

Under Thorp's leadership, UNC launched "Innovate@Carolina: Important Ideas for a Better World," a roadmap for innovation in science, business, medicine, nonprofits and academia. He serves on the president's National Advisory Council on Innovation and Entrepreneurship, which held its first national forum in Chapel Hill, and co-authored "Engines of Innovation - The Entrepreneurial University in the 21st Century," a UNC Press book that makes the case for the pivotal role of research universities as agents of societal change. Royalties support innovation at UNC. He has published 130 scholarly articles on the electronic properties of DNA and RNA, holds 12 issued U.S. patents and co-founded Viامت Pharmaceuticals, which is developing drugs for prostate cancer and fungal infections. In 2012, Thorp was selected a charter fellow of the National Academy of Inventors, a nonprofit organization that recognizes investigators who translate their research findings into inventions to benefit society.

An accomplished musician who plays jazz bass and keyboard, Thorp is married to Patti Worden Thorp, a Hope Mills native and UNC Greensboro graduate. Their children are John and Emma.



Bubba Cunningham

Director of Athletics

Second Year At Carolina

Lawrence R. (Bubba) Cunningham is the director of athletics at the University of North Carolina. Chancellor Holden Thorp introduced Cunningham, who had been the director of athletics at The University of Tulsa for six years, on October 14, 2011, at a press conference at the Dean E. Smith Center.

Cunningham, 49, officially began his duties at Carolina on November 14, 2011, succeeding Dick Baddour. Cunningham is the seventh director of athletics in UNC history, following Robert A. Fetzer (1923-52), Chuck Erickson (1953-67), Homer Rice (1969-75), Bill Cobey (1976-80), John Swofford (1980-97) and Baddour.

Cunningham is in his 10th year as a Division I director of athletics. In addition to his tenure at Tulsa, he was the AD for three years from 2002-2005 at Ball State University.

From 1988-2002, Cunningham worked in the athletics department at the University of Notre Dame. Cunningham served as associate director of athletics for external affairs from 2000-02. He renegotiated the school's footwear contract, developed a communications and marketing plan, created marketing teams for all 26 varsity sports, increased corporate sponsorship income, created a financial/equity plan for the department and served as chairman of the NCAA Division I Women's Golf Committee.


Cunningham earned his bachelor's and master's degrees in business administration, both from Notre Dame, in 1984 and 1988, respectively. He played on the Irish golf team in 1982-83.

Cunningham serves on the NCAA Division I Men's Golf Committee, is a member of NACDA's Executive Committee, and was on the Board of Directors of the Alzheimers Association of Oklahoma and the Folds of Honor Foundation Board. Cunningham also served on the Gatorade National Advisory Board and has been a featured speaker at numerous NACDA and I-A institute conferences.

Born in Flint, Mich., and raised in Naples, Fla., Cunningham and his wife, Tina, have four children: Matthew, Michael, John and Sarah.

UNC Athletics Administration

Chancellor:	Holden Thorp
Faculty Representative:	Lissa Broome
Director of Athletics:	Bubba Cunningham
Executive Associate AD:	Larry Gallo
Senior Associate AD/SWA:	Beth Miller
Senior Associate AD/Business & Finance:	Martina Ballen
Senior Associate AD/Student-Athlete Services:	John Blanchard
Senior Associate AD/Chief of Staff:	Karnton Creech
Senior Associate AD/Operations:	Clint Gwaltney
Senior Associate AD/Compliance/Student Services:	Vince Ille
Senior Associate AD/Communications:	Steve Kirschner
Senior Associate AD/Rams Club:	John Montgomery
Senior Associate AD/Facilities:	Willie Scroggs
Senior Associate AD/External Relations:	Rick Steinbacher
Associate AD/Compliance:	TBA
Associate AD/Football:	Corey Holliday
Associate AD/Development:	Ken Mack
Associate AD/Compliance:	Paul Pogge
Associate AD/Rams Club:	Matt Terrell
Assistant AD/Marketing and Promotions:	Michael Beale
Assistant AD/Communications:	Kevin Best
Assistant AD/Fac. Planning & Management:	Mike Bunting
Assistant AD/New Media:	Ken Cleary
Assistant AD/Olympic Sports & FB Operations:	Ellen Culler
Assistant AD/Student-Athlete Development:	Crickit Lane
Assistant AD/Business & Finance:	Mike Perkins
Assistant AD/Ticket Operations:	Tim Sabo
Assistant AD/Development:	Tim Smith



Michael Beale
Marketing Director



Brent Blanton
Academic Coordinator



Dr. Mario Ciocca
Director of Sports Medicine



Dr. Alex Creighton
Orthopaedic Surgeon



Larry Gallo
Executive Associate A.D.

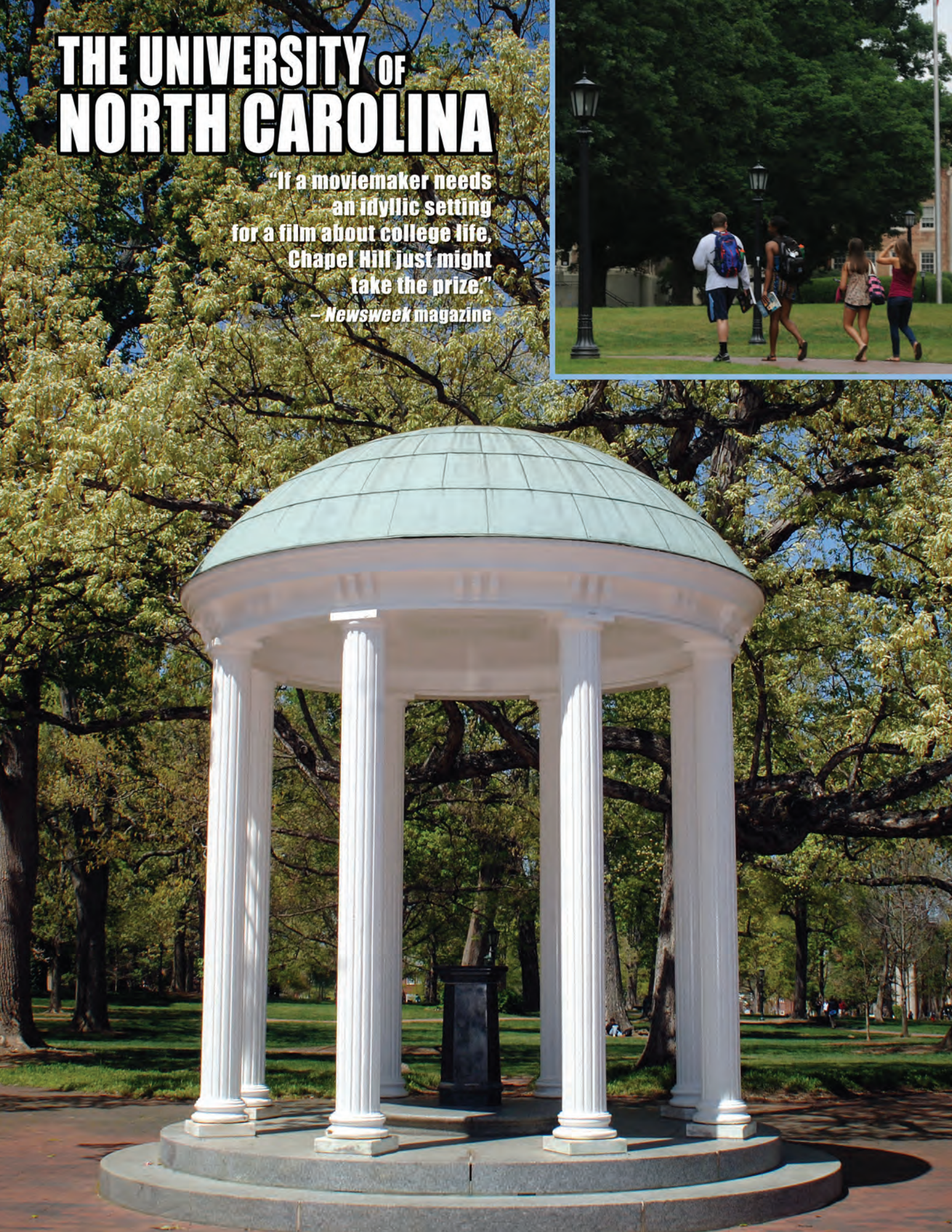


Kevin Robinson
Director of Facilities

THE UNIVERSITY OF NORTH CAROLINA

**"If a moviemaker needs
an idyllic setting
for a film about college life,
Chapel Hill just might
take the prize."**

— *Newsweek* magazine



FIRST and FINEST

An outstanding university
in one of the country's
top college towns



• The University of North Carolina at Chapel Hill was the nation's first state university to open its doors and the only public university to award degrees in the 18th century.

• Now in its third century, UNC offers bachelor's, master's, doctorate and professional degrees in a wide range of fields, including 77 bachelor's, 109 master's, 66 doctorate and six professional degree programs through 14 schools and the College of Arts and Sciences.

• Among UNC's recent rankings:

- No. 1 for offering the best combination of top-flight academics and affordable costs (*Kiplinger's Personal Finance*)
- No. 1 on a list of Best Value Colleges for 2012 (*Princeton Review*)
- No. 5 on the list of the nation's top public universities (*U.S. News and World Report*)
- No. 8 on a list of Top American Research Universities
- No. 12 on a list of Best Schools for Entrepreneurs (*Entrepreneur Magazine* and *Princeton Review*)

**"I like to believe I am an example
of what the UNC system is all about –
taking small-town kids and giving them
worldly exposure so that they can
contribute in their communities
and wherever opportunities lead them."**

**– John Skipper
President of ESPN, UNC Graduate**

CHAPEL HILL

A place to call home

• Often referred to as “The Southern Part of Heaven,” Chapel Hill has been called the perfect college town by several publications, including *Sports Illustrated*

• Chapel Hill has been ranked the Most Livable Small City (less than 100,000) in America.


• Running along the north edge of campus, Franklin Street is the heart of Chapel Hill. It provides a mix of restaurants, shops and nightlife, and also is the site of the town’s biggest celebrations. UNC fans mob the downtown to celebrate big wins and national titles, and each year Halloween festivities draw thousands of revelers.

• Chapel Hill’s location is ideal, within an easy drive of North Carolina’s beautiful beaches and mountains.



ATHLETIC HERITAGE

Competing for Crowns, Representing UNC with Class



- UNC has won more national championships and more conference championships than any other school in the Atlantic Coast Conference.

- UNC has finished among the top 10 in the Directors' Cup standings 10 times in the past 11 years and 16 times in the 19-year history of the competition.

- Some of the best-known names in sports – such as Michael Jordan and Mia Hamm – wore Carolina blue.



ACADEMIC EXCELLENCE

Advancing to graduation, Building Character, Developing leadership

- The Academic Support Program assists Tar Heel student-athletes in exploring their interests and abilities, enjoying a broad educational experience, and reaching or exceeding their academic goals.

LOUDERMILK CENTER
FOR EXCELLENCE

- The Academic Support Program is housed in the Loudermilk Center for Excellence, a 150,000-square-foot facility that serves all of Carolina's nearly 800 student-athletes across 28 varsity sports. The Loudermilk Center's largest feature is the John W. Pope Student-Athlete Academic Support Center. This 29,000-square-foot facility provides classrooms for teaching and tutoring, study rooms and office space, as well as a writing lab and computer lab. It also houses the Baddour Carolina Leadership Academy, which offers leadership training for Carolina student-athletes, coaches and staff.

- During the 2011-12 academic year, 290 Carolina student-athletes earned spots on the ACC Academic Honor Roll, which is open to members of varsity squads who earn a cumulative GPA of at least 3.0 for the year. In the fall of 2011, 129 student-athletes made the Dean's List, and 124 did so in the spring of 2012.

- The Academic Support Program helps freshmen transition from high school to college through a variety of academic programs such as academic counseling, individual tutoring, group review sessions and supplemental instruction.

2012 ACC All-Academic Team Members



Head Coach Mike Fox with 2012 graduates Jimmy Messer and Jacob Stallings.



Brian Holberton



Benton Moss



Chris Munnelly



Shane Taylor



The Tar Heels buy gifts for area families each holiday season.

BADDOUR CAROLINA LEADERSHIP ACADEMY

UNC student-athletes have the opportunity to participate in the Carolina Leadership Academy. As the nation's premier leadership development program in collegiate athletics, the Carolina Leadership Academy develops, challenges and supports student-athletes, coaches and staff in their continual quest to become world-class leaders in athletics, academics and life.

The Carolina Leadership Academy provides comprehensive and cutting-edge leadership development programming through interactive workshops, 360-degree feedback, one-on-one coaching, peer mentoring and educational resources.

Developing World-Class Leaders for a Lifetime of Service and Success

The Carolina Leadership Academy consists of three programs:

CREED Program

Leadership training begins in the freshman year. All leadership begins with personal leadership, therefore freshmen are taught skills to effectively lead themselves. Training consists of monthly meetings featuring keynote speakers and small group discussion. Upperclass student-athletes serve as peer mentors and discussion leaders. Special focus is on responsibility, accountability, making good choices, ethics and character building.

Rising Stars Program

Designed for a select group of "high potential" sophomores and juniors, the program provides future leaders with insights, strategies and skills necessary to become effective leaders. The program includes monthly meetings, interactive exercises and action learning experiences.

Veteran Leaders Program

This program is designed for team captains and veteran student-athletes. It provides advanced leadership training and support, teaches the critical skills and insights necessary to be effective vocal leaders and provides a strong peer network. Student-athletes meet regularly to learn and reinforce leadership principles and share successes, frustrations and lessons.



One of the Tar Heels annual community service events is the Miracle League.

Carolina CREED

As a University of North Carolina student-athlete, I pledge to make every effort to abide by the Carolina CREED as a show of my commitment to the University, the Department of Athletics, my team and myself.

C - I will know and embrace the tradition and CULTURE of this great University and its athletics department

R - I will RESPECT myself and others

E - I will pursue EXCELLENCE in my academic work by striving to reach my academic potential while preparing for a career of significance

E - I will EXCEL athletically by committing myself to performance excellence, team success and continual improvement

D - I will DEVELOP the capacity to effectively lead myself and others

BOSHAMER STADIUM

With the 2009 opening of the state-of-the-art Boshamer Stadium, the University of North Carolina baseball program can now call one of the finest facilities in all of collegiate baseball home.

The completely new facility, built within the same footprint as the old Boshamer Stadium, brings incredible upgrades to the program, and the changes allow Tar Heel student-athletes to compete at the highest level in an atmosphere unlike any other venue in collegiate baseball.

Located on Ridge Road in the heart of the Carolina campus, the site of Boshamer Stadium has been the home of the Diamond Heels since the late 1960s when Emerson Field was razed due to University expansion. Ground was broken on the new stadium in October 2007 and the team moved into its brand-new home in February 2009.

The original Boshamer was opened in 1972 and hosted five Atlantic Coast Conference Tournaments, as well as NCAA regionals in 1983, 2006 and 2007. The Tar Heels closed "The Bosh" in style with a Super Regional victory over South Carolina in 2007 to advance to the program's sixth College World Series.

Boshamer Stadium was a gift from 1917 Carolina graduate and textile industrialist Cary C. Boshamer of Gastonia, N.C.

Listed capacity of 4,100 with room for overflow crowds of more than 5,000. There is chairback seating throughout the facility, and fans can enjoy clean sightlines throughout the facility, a wider concourse and vastly improved restroom, concession and merchandise facilities.

The concourse level also features a Hall of Honor space on the third base line that offers stunning views of the action. Additionally, 10 picnic tables will be scattered throughout the facility, and a small grass area, reminiscent of the grassy bank at the old stadium, is located on the first base line.

A new stadium entrance, featuring Steinbrenner Family Courtyard, creates a scenic gateway to the ballpark.

Both dugouts are 75 feet long and completed with padded benches and cubbies for each player. The dugouts feature poured rubber floors with camera wells on each end.

The stadium also features a new lighting system that exceeds AAA minor league standards and is on par with the finest professional stadiums.

The dimensions of the playing field are 335 feet down the left field line, 370 to left center, 400 to center field, 355 to right center and 340 down the right field line.

The 2013 season will see the addition of a state-of-the-art video board thanks to a generous donation from letterman Vaughn Bryson and other Carolina baseball supporters.



THE HOME OF THE TAR HEELS

ATLANTIC COAST CONFERENCE PITCHER OF THE YEAR

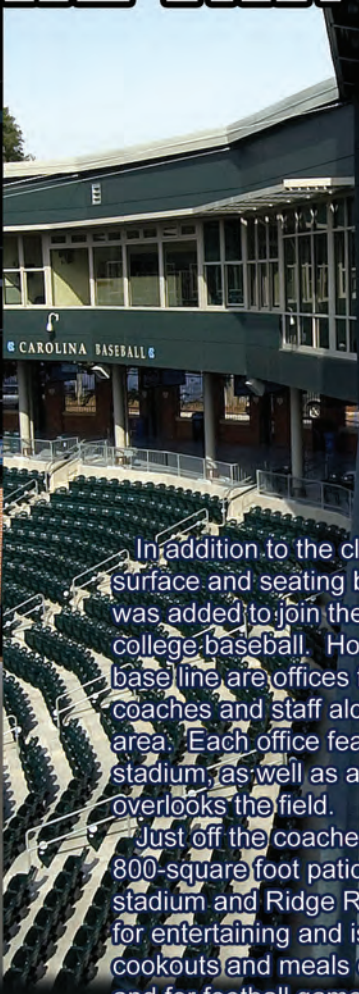
- 2006 – Andrew Miller
- 2008 – Alex White

Andrew Miller
Alex White

ATLANTIC COAST CONFERENCE PLAYER OF THE YEAR

- 1976 – Eddie Hill
- 1978 – Gary Rasmussen
- 1979 – Jim Adkinson
- 1980 – Scott Bradley
- 1990 – Roger Kibben
- 2000 – Justin Arvey

Alex White



In addition to the clubhouse area, playing surface and seating bowl, the upper deck was added to join the elite facilities in college baseball. Housed down the third base line are offices for the Carolina coaches and staff along with a reception area. Each office features a view of the stadium, as well as a balcony that overlooks the field.

Just off the coaches' offices area is an 800-square foot patio facing the front of the stadium and Ridge Road. This spot is ideal for entertaining and is available for cookouts and meals on both game days and for football games in the fall.

ATLANTIC COAST CONFERENCE FRESHMAN OF THE YEAR

- 1987 – Brian Roberts
- 2003 – Addison Greenberg
- 2004 – Daniel Bard
- 2007 – Dustin Ackley
- 2011 – Colin Moran

COACH WALTER RABB WAY

EXIT

• 2008 – 4 overall pick of the 2008 Major League Baseball Draft by the Toronto Blue Jays

• Carolina's former "Heels" in attendance

DRAMATIC WHERE THE TAR HEELS PLAY



BOSHAMER STADIUM

CAROLINA

Connected to the clubhouse is a covered indoor/outdoor hitting and pitching practice facility. This 6,200 square foot climate-controlled, Astroturf area has space for three batting cages, one pitching machine, a soft toss and batting tee station, and a pitching area with three dirt pitching mounds. The building can also be used for pitcher's fielding practice.

The indoor facility is well lit with skylights and has three garage doors - that can open automatically - on one side of the facility for fresh air and sunlight. It sits just 20 yards from the locker room and is accessible via a hallway for players on rainy days without going outside.

CONFIDENCE COMMITMENT

**PLAY HARD
PLAY SMART
PLAY TOGETHER**

CAROLINA  BASEBALL



NCAA APPEARANCES

1986	1987	1988	1989	1990	1991	1992	1993
1994	1995	1996	1997	1998	1999	2000	2001
2002	2003	2004	2005	2006	2007	2008	2009
2010	2011	2012	2013	2014	2015	2016	2017

COLLEGE WORLD SERIES

1986	1987	1988	1989	1990	1991	1992	1993
1994	1995	1996	1997	1998	1999	2000	2001
2002	2003	2004	2005	2006	2007	2008	2009
2010	2011	2012	2013	2014	2015	2016	2017

ACC CHAMPION

1982	1983	1984	1985	1986	1987	1988	1989
1990	1991	1992	1993	1994	1995	1996	1997
1998	1999	2000	2001	2002	2003	2004	2005
2006	2007	2008	2009	2010	2011	2012	2013



THE HOME OF THE TAR HEELS



Bryson Field at Boshamer Stadium includes a new infield playing surface, new grass, new irrigation and drainage systems, padded outfield walls and a new batters' eye. The drainage system is state-of-the-art and is capable of handling upwards of 15 inches of rain per hour.

New AstroTurf bullpens, located off the field, were also installed, as was a 10-foot rubberized warning track around the outside of the playing field. A brick wall behind home plate and down each line adds to the classic look of the bullpen.



BOSHAMER STADIUM



Locker Room

Boshamer houses a 2,450 square foot clubhouse complete with a sparkling locker room, dressing area, equipment room, meeting rooms, a study hall area and a player's lounge that features two 52-inch flat screen TVs throughout the facility.

Players also have access to a video room with the most complete individual computer analysis software. In the video room, the Tar Heels can view footage from every practice, scrimmage, at-bat and pitch. The stadium features three permanently mounted cameras that record all the action from a different angle. Additionally, there is wireless access throughout the clubhouse.



Player's Lounge

THE HOME OF THE TAR HEELS

A photograph of a well-equipped weight room. On the left, a large rack holds numerous dumbbells of various sizes. In the center and right, there are several pieces of gym equipment, including treadmills and weight machines. The floor is dark and appears to be made of rubber mats.

Weight Room

Carolina baseball student-athletes have access to a 2,850-square foot weight room with an adjacent athletic training room that includes a hydro-therapy center with hot and cold plunge pools, as well as an office for the baseball athletic training staff.

A photograph of an athletic training room. The room is clean and organized, featuring several blue padded treatment tables. In the background, there are white cabinets, a sink, and a refrigerator. A clock is mounted on the wall. The floor is dark, and there are some medical supplies and equipment visible.

Athletic Training Room



CAROLINA BASEBALL



The Carolina Baseball Hall of Honor shows a variety of Carolina baseball artifacts from their rich history of eight College World Series appearances. Different displays will showcase the Old Leaguers, Carolina's 17 First-Team All-America selections, College World Series trophies, NCAA postseason play, Atlantic Coast Conference Championships and eight ACC Players or Pitchers of the Year. Other highlights will include Major League Baseball draft board, bat and ball displays, CWS rings and Carolina Baseball tribute videos. The Carolina Baseball Hall of Honor is open before each home game.



HALL OF HONOR



OMAHA...
WHERE THE TAR HEELS FLY



ATLANTIC COAST CONFERENCE



FIRST TEAM ALL-AMERICA



WINNING TRADITION



The 1984 ACC Champs

2,580

• Since playing their first game in 1867, the Tar Heels have compiled 2,580 victories.

60

• UNC has produced 60 major leaguers, including B.J. Surhoff, Walt Weiss, "Moonlight" Graham, Scott Bankhead, Scott Bradley, Andrew Miller and Daniel Bard.

49

• UNC has had 49 All-America selections since 1948, including Dustin Ackley, Tim Fedroff, Kyle Seager and Alex White in 2008. The four All-America selections in one season are a school record.

27 & 11

• North Carolina has made 27 NCAA Tournament appearances, including a school-record 11 straight.

18

• Seventeen Tar Heels have been drafted in the first round of the Major League Baseball Draft since 1966, including No. 1 picks Dave Lemonds (1968) and B.J. Surhoff (1985). Paul Shuey (1992) and Dustin Ackley (2009) were chosen second overall. Carolina has produced 25 draft picks in the last five years.

17

• The Tar Heels have produced 17 freshman All-Americans since 2000, including national rookies of the year Dustin Ackley in 2007 and third baseman Colin Moran in 2011.




Legendary Tar Heel coach Walter Rabb

A PROGRAM BUILT ON SUCCESS



Future Major Leaguer "Moonlight" Graham was a member of the 1900 Tar Heel squad.



Dave Lemonds, the 1968 National Player of the Year and No. 1 pick in that year's MLB Draft.



The 1960 CWS Team

9

- UNC has made nine trips to the College World Series - 1960, 1966, 1978, 1989, 2006, 2007, 2008, 2009 and 2011 - to rank fourth in ACC history.
- The Tar Heels' four consecutive CWS appearances are an ACC record.

5

- The Tar Heels have won five ACC Tournament titles - 1982, 1983, 1984, 1990 and 2007.
- UNC has hosted seven NCAA Regionals - 1983, 2006, 2007, 2008, 2009, 2012 and 2012 - and four Super Regionals - 2007, 2008, 2009 and 2011.

4

- Four Tar Heels - Dave Lemonds in 1968, B.J. Surhoff in 1985, Andrew Miller in 2006 and Dustin Ackley in 2009 - have been named national player of the year.

OMAHA

- North Carolina set an ACC record with four straight trips to the College World Series.
- The Tar Heels have appeared in nine College World Series, one of only 15 teams in the country to do so.
- With a pair of CWS final series appearances, the Tar Heels joined Texas and Oregon State as the only teams to play for the national title twice since the NCAA went to its current format in 2003. Texas has played in the final three times.
- Dustin Ackley and Garrett Gore each etched their names in the CWS record books. Ackley established a record with 28 career base hits, while Gore set the career CWS games played mark with 21.
- Chad Flack, who started all 18 CWS games from 2007-09, set an Omaha record with 73 career at-bats and finished his career with 22 hits in CWS play, which ranks fourth all-time.



WHERE THE TAR HEELS PLAY




OMAHA EXPERIENCE

- Playing on the biggest stage in college baseball, the Tar Heels have been nationally televised by ESPN networks more than 20 times from Omaha.
- To help ESPN prepare for their broadcasts, players and members of the Tar Heels' staff have had the chance to meet with former major league greats Orel Hershiser, Barry Larkin, Robin Ventura, Eric Karros and Harold Reynolds.
- Carolina played in front of more than 20,000 spectators at Rosenblatt Stadium 16 times and the 30,422 fans that took in UNC's 7-3 win over LSU in 2008 is the largest crowd in UNC baseball history.
- The Tar Heels opened the newest addition to Omaha in 2011 when they played the first game in TD Ameritrade Park, the new home of the CWS.




MEDIA EXPOSURE



- Carolina has played over 50 games on television over the last seven seasons, including 23 nationally-televised games in Omaha.


- UNC Baseball has been featured in print or online by outlets such as Sports Illustrated, ESPN.com, Yahoo! Sports, USA Today and MLB.com

SPORTSCENTER
COLLEGE WORLD SERIES



- Fans can follow the team through audio and video broadcasts of several games on GoHeels.com.
- A total of 258,697 fans have enjoyed the new state-of-the-art Boshamer Stadium since reopening in 2009.
- Carolina played in front of more than 2,500 fans in each of its postseason games in Chapel Hill since 2009. Carolina hosted two sellout crowds (4,100 plus) en route to its Super Regional win over East Carolina in 2009 and over Stanford in 2011.
- The Tar Heels had more than 2,000 fans in attendance 16 times last year.


THE NEXT LEVEL



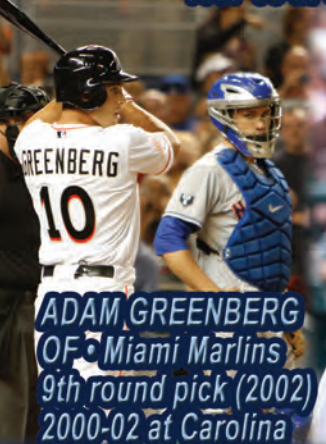
BRIAN ROBERTS
2B • Baltimore Orioles
50th overall pick (1999)
1997-98 at Carolina




CHRIS IANNETTA
C • Los Angeles Angels of Anaheim
4th round pick (2004)
2002-04 at Carolina




TIM FEDEROWICZ
C • Los Angeles Dodgers
7th round pick (2008)
2006-08 at Carolina




ADAM GREENBERG
OF • Miami Marlins
9th round pick (2002)
2000-02 at Carolina




DUSTIN ACKLEY
2B • Seattle Mariners
2nd overall pick (2009)
2007-09 at Carolina




KYLE SEAGER
3B • Seattle Mariners
3rd round pick (2009)
2007-09 at Carolina




ALEX WHITE
RHP • Houston Astros
15th overall pick (2009)
2007-09 at Carolina




MATT HARVEY
RHP • New York Mets
7th overall pick (2010)
2008-10 at Carolina




ANDREW CARIGNAN
RHP • Oakland Athletics
5th round pick (2007)
2005-07 at Carolina




LUKE PUTKONEN
RHP • Detroit Tigers
3rd round pick (2007)
2006-07 at Carolina



ANDREW MILLER
LHP • Boston Red Sox
6th overall pick (2006)
2004-06 at Carolina



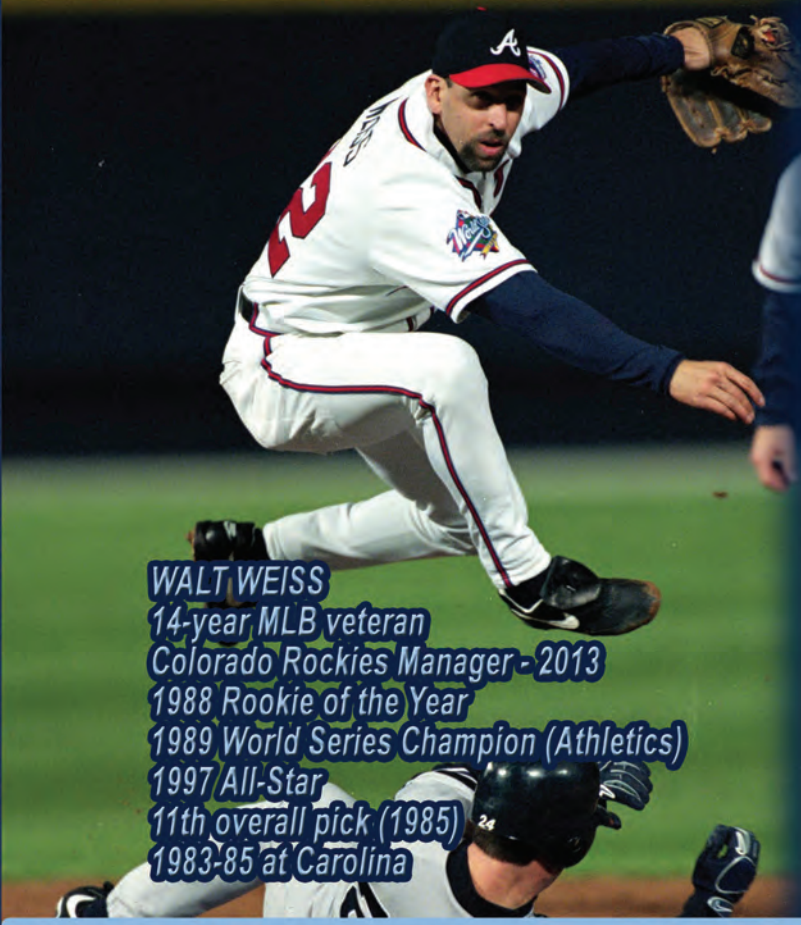
DANIEL BARD
RHP • Boston Red Sox
28th overall pick (2006)
2004-06 at Carolina



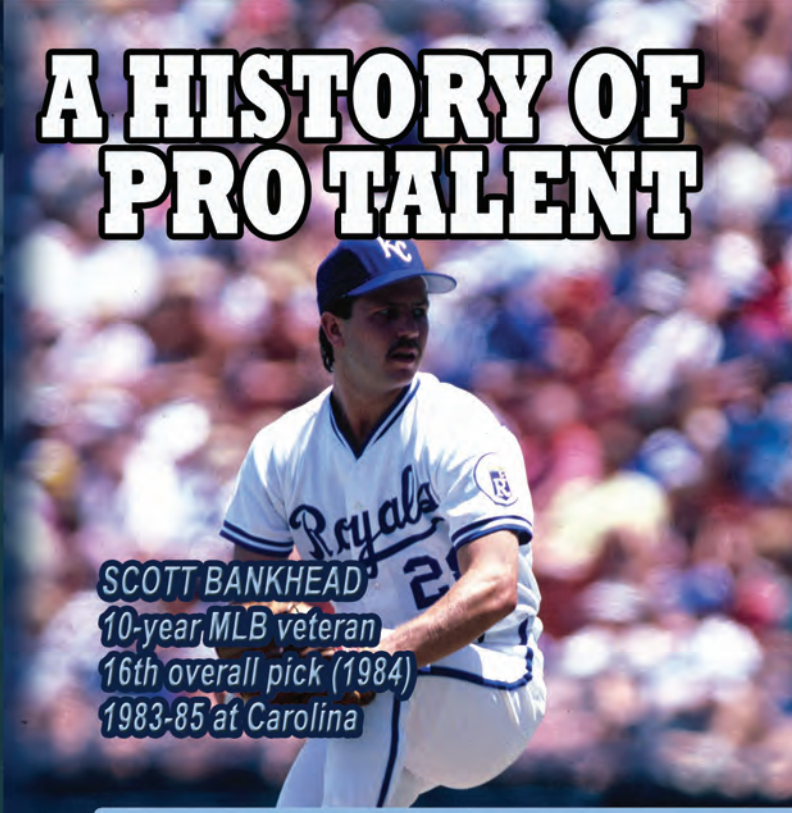
ADAM WARREN
RHP • New York Yankees
4th round pick (2009)
2006-09 at Carolina

• Thirty former UNC standouts were active in professional baseball in 2012, including 13 that played in the majors.


A HISTORY OF PRO TALENT



WALT WEISS
14-year MLB veteran
Colorado Rockies Manager - 2013
1988 Rookie of the Year
1989 World Series Champion (Athletics)
1997 All-Star
11th overall pick (1985)
1983-85 at Carolina



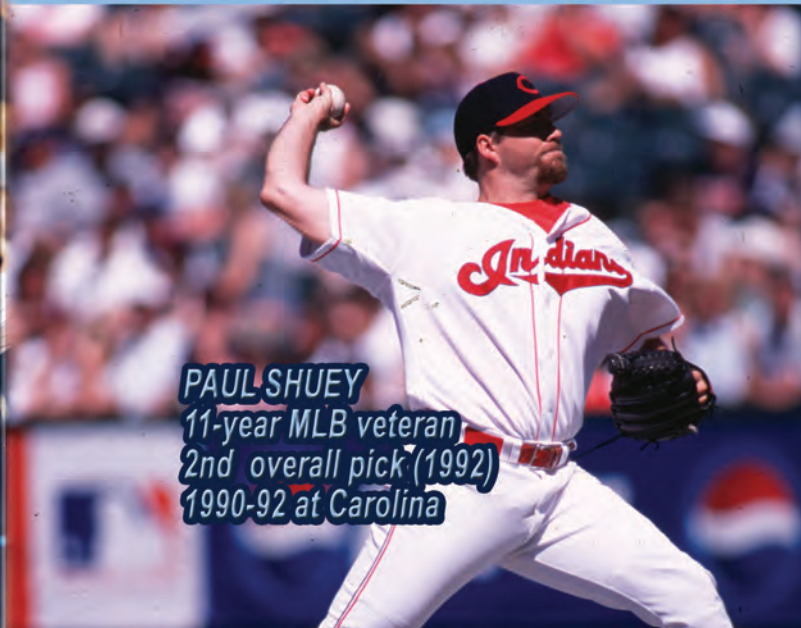
SCOTT BANKHEAD
10-year MLB veteran
16th overall pick (1984)
1983-85 at Carolina




B.J. Surhoff, Russ Adams and Brian Roberts



Former Tar Heels Walt Weiss and B.J. Surhoff in the winter of 2011.



PAUL SHUEY
11-year MLB veteran
2nd overall pick (1992)
1990-92 at Carolina



B.J. SURHOFF
19-year MLB veteran
1999 All-Star
1st overall pick (1985)
1983-85 at Carolina

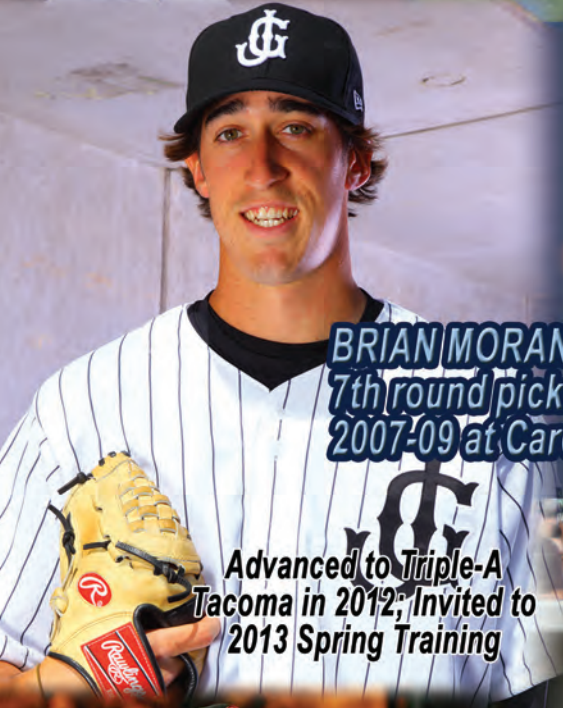
TAR HEELS IN THE PROS



TIM FEDOROFF
7th round pick (2008)
2007-08 at Carolina



Added to Cleveland
40-man roster



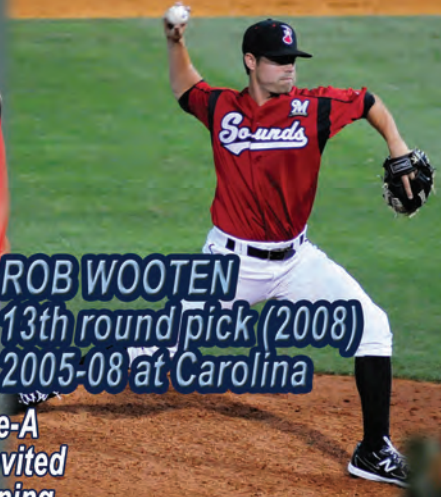
BRIAN MORAN
7th round pick (2009)
2007-09 at Carolina

Advanced to Triple-A
Tacoma in 2012; Invited to
2013 Spring Training



ROB WOOTEN
13th round pick (2008)
2005-08 at Carolina

Advanced to Triple-A
Nashville in 2012; Invited
to 2013 Spring Training



JOSH HORTON
2nd round pick (2007)
2005-07 at Carolina

Advanced to Triple-A
Sacramento in 2012

MARK FLEURY
4th round pick (2009)
2007-09 at Carolina

Advanced to Double-A
Pensacola in 2012



Advanced to High-A
Ft. Myers in 2012



LEVI MICHAEL
30th overall pick (2011)
2009-11 at Carolina





JACOB STALLINGS
7th round pick (2012)
2009-12 at Carolina



CODY PENNY
16th round pick (2012)
2010-12 at Carolina



MICHAEL MORIN
13th round pick (2012)
2010-12 at Carolina



TOMMY COYLE
16th round pick (2012)
2010-12 at Carolina



COLIN BATES
23rd round pick (2010)
2008-10 at Carolina



NATE STRIZ
22nd round pick (2010)
2008-10 at Carolina



GREG HOLT
8th round pick (2011)
2008-11 at Carolina



JESSE WIERZBICKI
24th round pick (2011)
2010-11 at Carolina



PATRICK JOHNSON
25th round pick (2011)
2008-11 at Carolina



KYLE SHELTON
2005-08 at Carolina



THE RAMS CLUB

HELP PROVIDE THE TAR HEEL EXPERIENCE

The University of North Carolina is an exceptional place. You know it from your time on campus. Maybe it is the bells, or even the Well, or perhaps the stone walls. It most certainly is the people. Whatever factors play into it, the “Tar Heel Experience” is something that all Carolina alumni, students, fans and supporters can deeply appreciate.

Members of The Rams Club provide life changing opportunities for accomplished student-athletes to experience this exceptional place. They provide the resources for them to excel as competitors, students and leaders. By renewing your membership in The Rams Club or by joining as a new member, the Tar Heel Experience remains possible for deserving student-athletes.

MAKE AN IMPACT

Annual Fund

The Rams Club has over 16,000 members who contribute to the Annual Fund. Your annual donation as a member of The Rams Club is vital to helping to cover the immediate funding needs of Carolina Athletics, particularly the cost of providing 450 scholarships annually.

Carolina Forever

Carolina Forever provides an opportunity for donors to leave a lasting legacy and ensure the future of Carolina Athletics. Giving to this program will allow the member substantial tax benefits while also giving generous support to Carolina’s athletic programs.

Scholarship Endowment

Giving to the Scholarship Endowment fund allows donors to provide critical, long-term support for Carolina’s athletic scholarship program. The cost to endow a scholarship is \$500,000, payable over 5 years. Its annual yield helps cover the 450 scholarships provided by Carolina Athletics.

Sports Endowments

Each of Carolina’s sports programs has its own endowment which members can contribute toward in addition to their annual fund donation. Sport endowments are integral to Carolina’s commitment to a broad-based athletic program and allow each program to meet its specific needs.

FOR ADDITIONAL INFORMATION, PLEASE CONTACT THE RAMS CLUB



919.843.2000



ramsclub@unc.edu



www.ramsclub.com



The Rams Club



@TheRamsClub



CAROLINA ATHLETICS

16,000 Rams Club Members

28 Varsity Sports

800 Student-Athletes

\$11.5M in Scholarship Support



THE TAR HEEL EXPERIENCE ...
YOU PROVIDE THE OPPORTUNITY. THEY LIVE IT.

BEING A TAR HEEL MEANS BEING PART OF SOMETHING MORE THAN JUST A TEAM.

IT IS BEING A PART OF, AND REPRESENTING ONE OF THE GREATEST HISTORIES
AND TRADITIONS IN COLLEGE SPORTS. I'M SHANE TAYLOR AND I'M A TAR HEEL.



Senior Jacob Stallings concluded an impressive career behind the plate for the Tar Heels in 2012

The 2012 North Carolina baseball season ended quicker than anticipated as the Tar Heels were upset in the regional round by St. John's.

The regional round exit was only the second for the Tar Heels since the 2005 season. Carolina claimed its fourth ACC Coastal Division title since 2006 with a 22-8 conference mark in 2012.

National Seed Once Again

- The Tar Heels earned the No. 6 national seed after their 44-14 regular season, marking the fifth time in the last six seasons that the Tar Heels were a top eight national seed.
- The five times that Carolina has been named a national seed the Tar Heels have never been lower than a 6 seed.
- The 2008 squad was the No. 2 seed, the 2009 group was a No. 4 seed, the 2007 and 2011 teams were No. 3 seeds and the 2012 group received the No. 6 seed.

40 Wins Once Again

- Carolina reached the 40-win plateau for the 19th time in school history in the weekend sweep of Virginia Tech and posted 46 wins in 2012.
- The Tar Heels have won at least 40 games 10 times in the last 11 years.
- The 44 regular season wins tied for the third-most in the country in 2012 and one shy of the nation's top mark of 47 held by Utah Valley.
- Carolina has posted the most wins in the country since 2006, outdistancing second place Florida State by a 12 wins, 348-336.

Another Successful Draft

- The 2012 season snapped a string of three straight years that a Tar Heel was taken in the first round of the MLB Draft but Carolina was still well represented.
- Five Tar Heels were taken in the 2012 MLB Draft, along with four signees.
- Leading the way was senior catcher Jacob Stallings who was taken in the seventh round by the Pittsburgh Pirates.



All-American closer Michael Morin set a UNC and ACC single-season record with 19 saves.

- Junior right-hander Michael Morin was the next Tar Heel to go when the Los Angeles Angels fo Anaheim tabbed the UNC closer in the 13th round.
- A pair of Tar Heels went in the 16th round when the Tampa Bay Rays selected infielder Tommy Coyle and the Cleveland Indians took right-hander Cody Penny.
- Left-hander R.C. Orlan was the last Tar Heel to go off the board when the Washington Nationals selected Orlan in the 30th round.
- Carolina had four signees taken in the 2012 MLB Draft, including a supplemental pick in Matt Smoral. Smoral was the only signee to sign with a big league club as infielder Landon Lassiter (16th round, Arizona), outfielder Skye Bolt (26th round, Washington) and catcher Korey Dunbar (39th, Los Angeles Dodgers) all elected to attend UNC.
- Carolina has had 70 players taken in the MLB First Year Player Draft since head coach Mike Fox took over the program in 1999, including 12 in the first and supplemental rounds.

Morin Sets ACC And UNC Saves Mark

- Junior closer Michael Morin turned in one of the top seasons in Carolina history in 2012.
- Morin racked up 19 saves in 38 appearances for the Tar Heels in 2012 while posting a 6-4 record along with a 1.64 ERA.
- The 19 saves set a UNC and ACC single season record as he eclipsed the previous mark set by Andrew Carignan and Thad Chrisman in 2007 and 1993, respectively.
- Morin closed out his career with 32 career saves to finish third in the UNC career record book.

Morin Hauls In All-America Honors

- Thanks to Morin's record saves totals he was named an All-America by several publications.
- Morin was a first team selection by Perfect Game, Collegiate Baseball, ABCA and NCBWA.
- Baseball America tabbed Morin as a third team All-America.

Orlan Provides Double-Barrell Option

- Junior left-hander R.C. Orlan was almost as dominant out of the bullpen as Morin was in 2012.
- Orlan also made 38 appearances and posted an 8-1 record with a 2.21 ERA from the left side.
- Orlan and Morin combined to close the door on a number of games for the Tar Heels in 2012 as the pair contributed in nearly all 46 wins.



Junior Tommy Coyle was drafted in the 16th round by the Tampa Bay Rays after a successful three-year career at UNC.

Starting Pitchers Finish Below 2.00

- All three weekend starters finished the 2012 season with sub-2.00 ERAs for the Tar Heels.
- Friday night starter Kent Emanuel posted an 8-4 record and a 1.96 ERA en route to Third Team Collegiate Baseball All-America honors in 2012 after earning Freshman All-America honors in 2011.
- Freshman right-hander Benton Moss emerged as the Saturday starter early in the 2012 season and earned Freshman All-America plaudits thanks to a 7-2 record and a 1.94 ERA in his initial campaign.
- Sophomore left-hander Hobbs Johnson showed his potential early in the season with several long-relief appearances but did not break into the rotation until late in the year.
- Johnson made seven starts as a sophomore and produced a 7-1 record and a 1.56 ERA for the Tar Heels.

Four Tar Heels Earn All-ACC Honors

- North Carolina placed four student-athletes on the 2012 All-Atlantic Coast Conference teams as voted on by the league coaches.
- Junior closer Michael Morin and sophomore starter Kent Emanuel both earned All-ACC First Team honors. The pair of All-ACC First Team pitchers marks the first time in school history that two Carolina pitchers were named to the first team.
- Morin was one of the top closers in the country posting an 6-4 record with a 1.40 ERA in 58.0 innings pitched on the year. The junior right-hander closed the door on a league-high 19 saves. Morin was the first Tar Heel closer since Andrew Carignan in 2007 to earn All-ACC First Team honors.
- Emanuel turned in a stellar sophomore campaign with an 8-4 record and the second-lowest ERA in the conference at 1.96. The Woodstock, Ga., native opened the year with five straight wins and closed it with

three more victories. Emanuel produced a quality start in 14 of his 15 starts this season and becomes the first Tar Heel sophomore pitcher since Alex White to earn All-ACC First Team honors.

- Carolina also had a pair of position players earn All-ACC Second Team honors with senior catcher Jacob Stallings and sophomore DH Brian Holberton being named to the squad.
- Stallings became the first Tar Heel catcher to earn an All-ACC mention since Tim Federowicz was named to the second team in 2008. The senior ranked second on the team with a .294 average for the year and owns the third-most doubles in the conference with 24. Stallings was an anchor for the top pitching staff in the ACC and held opponents to the fewest stolen base attempts in the country.
- Holberton finished with a .297 average on the year with 22 runs scored and 15 RBIs but did most of his damage in ACC play with a .344 average against conference opponents. The Charlotte, N.C., native paced the Tar Heels at the plate against ACC opponents with 11 runs scored and 10 RBIs.

Stallings Caps Off Memorable Career

- Senior backstop Jacobs Stallings was one of just two seniors in 2012 along with right-hander Jimmy Messer.
- Stallings started behind the dish for the third straight season in 2012 and was one of the top catchers in the country.
- Stallings held opposing teams to the fewest stolen base attempts in the nation in 2012, a year after setting a school record with 32 caught stealings.
- The senior also paced the offense with a .294 average and posted a .445 slugging percentage with a team-high 24 doubles.
- Stallings was taken in the seventh round by the Pittsburgh Pirates in the 2012 MLB Draft.

2012 Awards & Honors

Michael Morin, Jr., RHP, Leawood, Kan.

- First Team Collegiate Baseball All-America
- First Team Perfect Game All-America
- Third Team ABCA All-America
- Third Team Baseball America All-America
- First Team All-ACC
- First Team ABCA All-Region
- Louisville Slugger Preseason All-America
- NCBWA Stopper of the Year Watch List
- ACC Pitcher of the Week (3/13)
- NCBWA National Pitcher of the Week (3/13)
- CB360.com Primetime Performer (3/13)
- Baseball America Mid-Season All-America
- NCBWA Stopper of the Year Midseason Watch List
- Golden Spikes Award Watch List

Kent Emanuel, So., LHP, Woodstock, Ga.

- Third Team Collegiate Baseball All-America
- First Team All-ACC
- First Team ABCA All-Region
- NCAA Chapel Hill Regional All-Tournament Team
- Golden Spikes Award Watch List
- Louisville Slugger Preseason All-America
- Jacob Stallings, Sr., C, Brentwood, Tenn.
- Second Team All-ACC
- Johnny Bench Award Watch List
- ACC Player of the Week (4/2)

Colin Moran, So., 3B, Rye, N.Y.

- NCAA Chapel Hill Regional All-Tournament Team
- Golden Spikes Award Watch List
- Louisville Slugger Preseason All-America
- Baseball America Preseason All-America
- Perfect Game Preseason All-America
- NCBWA Preseason All-America
- Top 30 Prospect in the Cape Cod League

Tommy Coyle, Jr., 2B, Chalfont, Pa.

- NCAA Chapel Hill Regional All-Tournament Team

Benton Moss, Fr., RHP, Rocky Mount, N.C.

- ACC All-Academic Team
- Collegiate Baseball Freshman All-America
- NCBWA Freshman All-America
- Baseball America Freshman All-America

Chris Munnely, Jr., RHP, Winston-Salem, N.C.

- ACC All-Academic Team
- CB360.com Primetime Performer (3/4)

Hobbs Johnson, So., LHP, Rocky Mount, N.C.

- ACC Pitcher of the Week (5/7)

Shane Taylor, So., RHP, Mullica Hill, N.J.

- ACC All-Academic Team
- ACC Pitcher of the Week (5/13)

Brian Holberton, So., DH, Charlotte, N.C.

- ACC All-Academic Team
- Second Team All-ACC

National Statistical Top 25

- Jacob Stallings (2Bs - 8th, 24), (2Bs/Game - 25th, 0.39)
- Chaz Frank (BBs - 23rd, 46)
- Benton Moss (ERA - 14th, 1.94)
- Kent Emanuel (ERA - 16th, 1.96)
- Michael Morin (Saves - 2nd, 19)

Record: 46-16 Home: 30-11 Away: 14-4 Neutral: 2-1 ACC: 22-8

Date	Opponent	Result	UNC	Opponent	Inn.	Overall	ACC	Pitcher of Record	Atten.	Time
2/17	XAVIER	W, 10-2	10-12-0	2-9-3	9	1-0-0	0-0-0	Emanuel, K. (W, 1-0)	1592	2:51
2/17	XAVIER	L, 4-10	4-6-0	10-15-3	9	1-1-0	0-0-0	O'Brien, C. (L, 0-1)	407	3:32
2/18	XAVIER	W, 16-10	16-15-3	10-13-2	9	2-1-0	0-0-0	Orlan, R. (W, 1-0)	1380	3:50
2/24	WRIGHT STATE	W, 17-3	17-19-3	3-7-2	9	3-1-0	0-0-0	Emanuel, K. (W, 2-0)	292	2:59
2/25	WRIGHT STATE	W, 14-0	14-15-0	0-4-1	9	4-1-0	0-0-0	Munnely, C. (W, 1-0)	1018	2:33
2/26	WRIGHT STATE	W, 3-0	3-7-0	0-8-2	9	5-1-0	0-0-0	Orlan, R. (W, 2-0)	697	2:18
2/28	ST. JOHN'S	W, 8-4	8-13-1	4-7-2	9	6-1-0	0-0-0	Taylor, S. (W, 1-0)	390	2:58
3/2	#21 USC	W, 11-1	11-14-1	1-11-0	9	7-1-0	0-0-0	Emanuel, K. (W, 3-0)	717	3:15
3/3	#21 USC	W, 1-0	1-7-1	0-5-0	9	8-1-0	0-0-0	Taylor, S. (W, 2-0)	878	2:48
3/4	#21 USC	L, 2-5	2-7-0	5-9-0	9	8-2-0	0-0-0	O'Brien, C. (L, 0-2)	1261	2:50
3/6	DAVIDSON	W, 5-4	5-6-1	4-7-1	9	9-2-0	0-0-0	Orlan, R. (W, 3-0)	321	2:34
3/7	at Elon	W, 3-0	3-6-0	0-3-1	9	10-2-0	0-0-0	Moss, B. (W, 1-0)	717	2:17
3/9	at #17 Clemson*	W, 4-3	4-7-1	3-8-0	9	11-2-0	1-0-0	Emanuel, K. (W, 4-0)	4441	2:54
3/10	at #17 Clemson*	W, 6-3	6-6-0	3-8-4	9	12-2-0	2-0-0	Taylor, S. (W, 3-0)	5513	3:05
3/11	at #17 Clemson*	W, 6-5	6-12-2	5-10-1	(11)	13-2-0	3-0-0	Morin, M. (W, 1-0)	4368	4:12
3/13	at UNC Greensboro	W, 5-1	5-5-3	1-8-2	9	14-2-0	3-0-0	Moss, B. (W, 2-0)	2726	3:08
3/14	GARDNER-WEBB	L, 4-7	4-11-2	7-14-0	9	14-3-0	3-0-0	Paula, L. (L, 0-1)	876	3:14
3/16	at Maryland*	W, 4-3	4-8-0	3-8-2	9	15-3-0	4-0-0	Emanuel, K. (W, 5-0)	658	2:41
3/17	at Maryland*	W, 9-6	9-12-0	5-8-2	9	16-3-0	5-0-0	Munnely, C. (W, 2-0)	1218	2:58
3/18	at Maryland*	L, 0-1	0-7-0	1-4-2	9	16-4-0	5-1-0	Moss, B. (L, 2-1)	1009	2:15
3/20	PRINCETON	W, 15-5	15-16-2	5-7-1	7	17-4-0	5-1-0	McCue, C. (W, 1-0)	724	2:50
3/24	#11 NC STATE*	L, 1-3	1-10-2	3-6-1	9	17-5-0	5-2-0	Emanuel, K. (L, 5-1)	2235	2:35
3/25	#11 NC STATE*	W, 4-3	4-9-1	3-6-2	9	18-5-0	6-2-0	Morin, M. (W, 2-0)	2364	3:02
3/26	#11 NC STATE*	W, 7-4	7-5-3	4-8-2	9	19-5-0	7-2-0	Orlan, R. (W, 4-0)	2928	3:03
3/28	#25 COASTAL CAROLINA	W, 7-6	7-9-3	6-9-2	(10)	20-5-0	7-2-0	Morin, M. (W, 3-0)	702	3:48
3/30	WAKE FOREST*	L, 6-7	6-14-1	7-12-3	(12)	20-6-0	7-3-0	Morin, M. (L, 3-1)	2156	4:27
3/31	WAKE FOREST*	W, 7-3	7-9-3	3-9-0	9	21-6-0	8-3-0	Johnson, H. (W, 1-0)	2218	2:50
4/1	WAKE FOREST*	W, 4-3	4-8-2	3-6-0	9	22-6-0	9-3-0	Morin, M. (W, 4-1)	2172	2:53
4/4	ELON	W, 11-3	11-6-0	3-4-2	7	23-6-0	9-3-0	Orlan, R. (W, 5-0)	1323	2:59
4/6	at #9 Miami*	L, 0-8	0-6-1	8-14-2	9	23-7-0	9-4-0	Emanuel, K. (L, 5-2)	3050	2:54
4/7	at #9 Miami*	L, 3-4	3-8-3	4-8-0	(14)	23-8-0	9-5-0	Morin, M. (L, 4-2)	3189	4:18
4/8	at #9 Miami*	L, 0-4	0-5-3	4-5-2	9	23-9-0	9-6-0	Moss, B. (L, 2-2)	2328	3:04
4/11	UNC ASHEVILLE	W, 10-5	10-8-1	5-7-1	9	24-9-0	9-6-0	Johnson, H. (W, 2-0)	1082	2:56
4/13	at #23 Virginia*	W, 2-1	2-10-2	1-3-1	(10)	25-9-0	10-6-0	Orlan, R. (W, 6-0)	4179	3:24
4/14	at #23 Virginia*	W, 6-2	6-9-1	2-7-4	9	26-9-0	11-6-0	Orlan, R. (W, 7-0)	5074	3:25
4/15	at #23 Virginia*	W, 5-3	5-8-2	3-7-1	9	27-9-0	12-6-0	Moss, B. (W, 3-2)	4422	3:04
4/17	HIGH POINT	W, 10-5	10-11-0	5-11-1	9	28-9-0	12-6-0	Taylor, S. (W, 4-0)	653	3:11
4/18	LIBERTY	L, 3-5	3-9-2	5-10-0	9	28-10-0	12-6-0	Johnson, H. (L, 2-1)	522	2:48
4/21	GEORGIA TECH*	L, 4-11	4-11-3	11-13-2	9	28-11-0	12-7-0	Emanuel, K. (L, 5-3)	2457	3:17
4/21	GEORGIA TECH*	W, 12-6	12-14-2	6-12-3	9	29-11-0	13-7-0	Moss, B. (W, 4-2)	2184	3:12
4/22	GEORGIA TECH*	L, 2-4	2-10-0	4-11-1	9	29-12-0	13-8-0	Morin, M. (L, 4-3)	1683	2:24
4/24	UNC GREENSBORO	L, 4-8	4-5-1	8-16-2	9	29-13-0	13-8-0	Orlan, R. (L, 7-1)	471	3:15
4/25	EAST CAROLINA	W, 1-0	1-7-2	0-7-0	(10)	30-13-0	13-8-0	Morin, M. (W, 5-3)	1662	2:23
5/2	WINTHROP	W, 2-0	2-5-1	0-4-1	9	31-13-0	13-8-0	Johnson, H. (W, 3-1)	672	2:33
5/4	BOSTON COLLEGE*	W, 15-1	15-16-0	1-9-2	9	32-13-0	14-8-0	Emanuel, K. (W, 6-3)	1467	2:49
5/5	BOSTON COLLEGE*	W, 6-5	6-9-0	5-13-3	9	33-13-0	15-8-0	O'Brien, C. (W, 1-2)	2355	3:53
5/6	BOSTON COLLEGE*	W, 4-1	4-11-2	1-3-0	9	34-13-0	16-8-0	Johnson, H. (W, 4-1)	1635	2:47
5/8	UNC WILMINGTON	W, 4-2	4-7-1	2-7-1	9	35-13-0	16-8-0	Moss, B. (W, 5-2)	1159	2:54
5/11	at Duke*	W, 2-1	2-7-0	1-5-3	9	36-13-0	17-8-0	Emanuel, K. (W, 2-1)	5208	2:22
5/12	at Duke*	W, 15-1	15-16-0	1-8-4	9	37-13-0	18-8-0	Orlan, R. (W, 8-1)	3416	3:37
5/13	at Duke*	W, 3-0	3-8-0	0-1-0	9	38-13-0	19-8-0	Taylor, S. (W, 5-0)	3107	2:07
5/15	at UNC Asheville	W, 10-4	10-17-0	4-10-1	9	39-13-0	19-8-0	Johnson, H. (W, 5-1)	2847	3:22
5/17	VIRGINIA TECH*	W, 13-2	13-14-0	2-5-4	9	40-13-0	20-8-0	Emanuel, K. (W, 8-3)	1174	3:03
5/18	VIRGINIA TECH*	W, 2-1	2-4-2	1-5-0	9	41-13-0	21-8-0	Moss, B. (W, 6-2)	1982	2:00
5/19	VIRGINIA TECH*	W, 6-2	6-12-1	2-4-0	9	42-13-0	22-8-0	Johnson, H. (W, 6-1)	2429	2:35
5/23	vs. Wake Forest-1	W, 6-0	6-9-0	0-4-1	9	43-13-0	22-8-0	Parrish, T. (W, 1-0)	4646	3:11
5/24	vs. Miami-1	L, 3-5	3-9-2	5-7-1	9	43-14-0	22-8-0	Emanuel, K. (L, 8-4)	3442	2:49
5/26	vs. #14 NC STATE-1	W, 4-0	4-9-2	0-5-0	(12)	44-14-0	22-8-0	Morin, M. (W, 6-3)	10229	3:47
6/1	CORNELL-2	W, 7-4	7-11-1	4-13-4	9	45-14-0	22-8-0	Johnson, H. (W, 7-1)	1677	3:15
6/2	ST. JOHN'S-2	L, 4-5	4-8-1	5-8-1	9	45-15-0	22-8-0	Morin, M. (L, 6-4)	3710	2:20
6/3	EAST CAROLINA-2	W, 5-3	5-5-0	3-10-0	9	46-15-0	22-8-0	Moss, B. (W, 7-2)	2917	2:43
6/3	ST. JOHN'S-2	W, 9-5	9-14-1	5-8-3	9	46-16-0	22-8-0	Taylor, S. (L, 5-1)	2296	3:36

HOME GAMES IN ALL CAPS - All home games played at Boshamer Stadium

* - denotes ACC game () - extra inning game

1 - ACC Tournament (Greensboro, N.C.)

2 - NCAA Regional (Chapel Hill, N.C.)

Batting Statistics

Player	AVG	GP-GS	AB	R	H	2B	3B	HR	RBI	TB	SLG%	BB	HBP	SO	GDP	OB%	SF	SH	SB-ATT	PO	A	E	FLD%
Colin Moran	.365	41-41	170	30	62	11	1	3	35	84	.494	21	3	24	2	.434	4	0	1-3	24	64	7	.926
Jacob Stallings	.294	62-62	238	44	70	24	0	4	42	106	.445	34	4	48	5	.388	2	2	5-6	505	39	3	.995
Chaz Frank	.293	61-61	242	45	71	14	6	0	39	97	.401	46	10	37	2	.419	5	5	16-20	151	6	2	.987
Parks Jordan	.270	60-57	289	29	51	7	4	0	31	66	.349	21	7	28	1	.357	4	9	7-11	123	5	0	1.000
Michael Russell	.269	62-62	223	40	60	14	1	0	24	76	.341	36	7	42	5	.383	3	6	14-17	117	73	11	.945
Cody Stubbs	.258	62-62	233	39	60	19	0	5	35	94	.403	27	6	48	6	.347	2	1	6-7	446	25	5	.989
Mike Zolk	.255	53-42	161	20	41	6	2	0	26	51	.317	20	2	19	1	.333	6	4	2-3	75	97	10	.945
Tommy Coyle	.244	62-61	246	53	60	7	6	4	29	91	.370	40	3	34	2	.355	1	4	14-15	77	161	21	.919

Less Than 2.0 At-Bats Per Team Game

Garyson Atwood	.353	19-1	17	6	6	1	9	1	5	19	.588	4	1	9	0	.500	0	0	0-0	7	0	0	1.000
Brian Holberton	.297	50-29	118	22	35	5	2	1	15	47	.398	20	2	14	2	.404	1	6	1-1	12	1	1	.929
Tom Zengel	.286	42-24	91	19	26	7	2	0	19	37	.407	14	1	19	1	.376	3	0	2-2	10	0	0	1.000
Adam Griffin	.267	34-26	86	14	23	1	1	0	20	26	.302	9	4	23	0	.350	4	2	3-5	48	3	0	1.000
Shell McCain	.235	38-24	81	9	19	3	0	2	14	28	.346	8	1	15	2	.311	0	1	0-0	26	19	4	.918
Matt Roberts	.111	20-5	27	1	3	1	0	0	3	4	.148	3	1	6	0	.219	1	0	0-0	33	2	0	1.000
Josh Ake	.000	5-0	3	1	0	0	0	0	0	0	.000	1	0	1	0	.250	0	0	0-0	0	0	0	.000
Totals	.276	62-62	2127	372	587	120	25	20	337	817	.384	304	52	368	29	.374	36	40	71-90	1692	581	74	.968
Opponents	.238	62-62	2095	216	499	81	8	22	192	662	.316	205	45	530	31	.317	18	56	24-34	1629	573	90	.961

Left On Base - Team (599), Opp (512). **Double Plays Turned** - Team (47), Opp (40). **Intentional Walks** - Team (9), Moran, C 4, Stubbs, C 2, Zengel, T 1, Jordan, P 1, Holberton, B 1, Opp (4). **Picked Off** - Frank, C 3, Zolk, M 1, Coyle, T 1.

Pitching Statistics

Player	ERA	W-L	APP	GS	CG	SHO/CBO	SV	IP	H	R	ER	BB	SO	2B	3B	HR	AB	B/AVG	WP	HBP	BK	SFA	SHA
Benton Moss	1.94	7-2	17	16	0	0/3	0	79.0	65	25	17	23	83	9	0	4	298	.218	2	7	3	3	5
Kent Emanuel	1.96	8-4	17	16	0	0/1	0	110.0	91	33	24	23	100	22	3	3	400	.228	0	7	0	1	14
Less Than 1.0 Inning Pitched Per Team Game																							
George Carter	0.00	0-0	1	0	0	0/0	0	0.1	1	0	0	0	0	1	0	0	2	.500	1	0	0	0	0
Michael Morin	1.40	6-4	38	0	0	0/7	19	58.0	38	10	9	19	55	8	0	3	199	.191	1	8	0	2	6
Hobbs Johnson	1.56	7-1	22	7	0	0/2	0	57.2	37	14	10	24	69	3	0	3	207	.179	0	3	0	1	2
Chris McCue	2.10	1-0	25	0	0	0/1	0	25.2	22	11	6	9	17	4	0	1	93	.237	1	1	0	2	3
R.C. Orlan	2.21	8-1	38	0	0	0/4	0	57.0	55	16	14	11	66	6	1	2	220	.250	0	2	1	1	3
Tate Parrish	2.89	1-0	25	0	0	0/3	0	9.1	11	7	3	5	13	4	0	0	38	.289	1	3	0	0	2
Chris O'Brien	3.46	1-2	14	5	0	0/2	0	26.0	30	12	10	11	16	4	0	0	101	.297	1	1	1	0	4
Shane Taylor	3.48	5-1	26	4	0	0/4	0	41.1	38	20	16	17	34	7	1	0	148	.257	1	4	1	2	9
Chris Munnelly	3.61	2-0	15	10	0	0/2	0	47.1	43	21	19	27	24	4	0	1	176	.244	1	4	0	2	3
Mason McCullough	3.86	0-0	16	0	0	0/0	0	9.1	9	6	4	8	8	2	1	0	35	.257	2	1	0	0	1
Luis Paula	5.95	0-1	13	2	0	0/2	0	19.2	25	18	13	11	21	2	0	3	80	.313	3	1	0	2	1
Cody Penny	6.61	0-0	18	2	0	0/3	0	16.1	19	13	12	9	19	4	1	1	66	.288	5	3	0	1	2
Jimmy Messer	6.75	0-0	3	0	0	0/0	0	4.0	8	3	3	1	1	1	0	1	17	.471	0	0	0	1	1
Trevor Kelley	16.20	0-0	4	0	0	0/0	0	1.2	5	3	3	2	3	0	1	0	10	.500	2	0	0	0	0
Andrew Smith	27.00	0-0	5	0	0	0/0	0	1.1	2	4	4	5	1	0	0	0	5	.400	0	0	0	0	0
Totals	2.66	46-16	62	62	0	9/9	19	564.0	499	216	167	205	530	81	8	22	2095	.238	21	45	6	18	56
Opponents	5.19	16-46	62	62	1	3/3	7	543.0	587	372	313	304	368	120	25	20	2127	.276	47	52	10	36	40

Passed Balls - Team (7), Stallings, J 4, Roberts, M 3, Opp (10). **Pickoffs** - Team (16), Emanuel, K 6, Stallings, J 4, Paula, L 2, O'Brien, C 1, Orlan, R 1, Taylor, S 1, Munnelly, C 1, Opp (6). **Stolen Bases Allowed/Attempted** - Stallings, J (21-29), Moss, B (5-7), Munnelly, C (4-6), Emanuel, K (3-6), Johnson, H (2-3), Taylor, S (2-2), Morin, M (2-2), Penny, C (1-2), Paula, L (2-2), Orlan, R (1-2), McCullough (1-1), Roberts, M (1-1), O'Brien, C (1-1).



2012 GAME-BY-GAME PITCHING

George Carter (0-0, 0.00 ERA)

Table with 11 columns: Date, Opponent, S/R, Dec., IP, H, R, ER, BB, K. Row 1: 2/24 Wright State R - 0.1 1 0 0 0 0

Kent Emanuel (8-4, 1.96 ERA)

Table with 11 columns: Date, Opponent, S/R, Dec., IP, H, R, ER, BB, K. Rows include 2/17 Xavier, 2/24 Wright State, 3/2 USC, 3/9 at Clemson, 3/16 at Maryland, 3/24 NC State, 3/30 Wake Forest, 4/6 at Miami, 4/13 at Virginia, 4/20 Georgia Tech, 4/25 East Carolina, 5/4 Boston College, 5/8 UNCW, 5/11 at Duke, 5/17 Virginia Tech, 5/24 vs. Miami, 6/2 St. John's.

Hobbs Johnson (7-1, 1.56 ERA)

Table with 11 columns: Date, Opponent, S/R, Dec., IP, H, R, ER, BB, K. Rows include 2/17 Xavier, 2/18 Xavier, 2/18 Xavier, 3/4 USC, 3/10 at Clemson, 3/11 at Clemson, 3/14 Gardner-Webb, 3/25 NC State, 3/28 CCU, 3/31 Wake Forest, 4/8 at Miami, 4/11 UNC Asheville, 4/14 at Virginia, 4/15 at Virginia, 4/18 Liberty, 4/21 Georgia Tech, 5/2 Winthrop, 5/6 Boston College, 5/15 at UNCA, 5/19 Virginia Tech, 5/26 vs. NC State, 6/1 Cornell.

Trevor Kelley (0-0, 16.20 ERA)

Table with 11 columns: Date, Opponent, S/R, Dec., IP, H, R, ER, BB, K. Rows include 3/28 CCU, 4/4 Elon, 4/11 UNC Asheville, 4/20 Georgia Tech.

Chris McCue (1-0, 2.10 ERA)

Table with 11 columns: Date, Opponent, S/R, Dec., IP, H, R, ER, BB, K. Rows include 3/2 USC, 3/10 at Clemson, 3/13 at UNCG, 3/18 at Maryland, 3/20 Princeton, 3/24 NC State, 3/26 NC State, 3/28 CCU, 3/30 Wake Forest, 4/4 Elon, 4/7 at Miami, 4/8 at Miami, 4/11 UNC Asheville, 4/14 at Virginia, 4/17 High Point, 4/18 Liberty, 4/20 Georgia Tech, 4/21 Georgia Tech, 5/2 Winthrop, 5/5 Boston College, 5/8 UNCW, 5/15 at UNCA, 5/24 vs. Miami, 6/1 Cornell, 6/3 St. John's.

Mason McCullough (0-0, 3.86 ERA)

Table with 11 columns: Date, Opponent, S/R, Dec., IP, H, R, ER, BB, K. Rows include 2/17 Xavier, 2/18 Xavier, 3/11 at Clemson, 3/14 Gardner-Webb, 3/25 NC State, 3/28 CCU, 3/31 Wake Forest, 4/1 Wake Forest, 4/8 at Miami, 4/11 UNC Asheville, 4/15 at Virginia, 4/18 Liberty, 4/24 UNCG, 5/15 at UNCA, 5/24 vs. Miami, 6/3 St. John's.

Jimmy Messer (0-0, 6.75 ERA)

Table with 11 columns: Date, Opponent, S/R, Dec., IP, H, R, ER, BB, K. Rows include 2/24 Wright State, 4/6 at Miami, 4/20 Georgia Tech.

Michael Morin (6-4, 1.90 ERA)

Table with 11 columns: Date, Opponent, S/R, Dec., IP, H, R, ER, BB, K. Rows include 2/17 Xavier, 2/18 Xavier, 2/26 Wright State, 2/28 St. John's, 3/3 USC, 3/6 Davidson, 3/7 at Elon, 3/9 at Clemson, 3/10 at Clemson, 3/11 at Clemson, 3/16 at Maryland, 3/17 at Maryland, 3/25 NC State, 3/26 NC State, 3/28 CCU, 3/30 Wake Forest, 4/1 Wake Forest, 4/7 at Miami, 4/11 UNC Asheville, 4/13 at Virginia, 4/14 at Virginia, 4/15 at Virginia, 4/18 Liberty, 4/21 Georgia Tech, 4/25 East Carolina, 5/2 Winthrop, 5/5 Boston College, 5/6 Boston College, 5/8 UNCW, 5/11 at Duke, 5/13 at Duke, 5/18 Virginia Tech, 5/19 Virginia Tech, 5/26 vs. NC State, 6/1 Cornell, 6/2 St. John's, 6/3 East Carolina, 6/3 St. John's.

Benton Moss (7-2, 1.94 ERA)

Table with 11 columns: Date, Opponent, S/R, Dec., IP, H, R, ER, BB, K. Rows include 2/18 Xavier, 2/25 Wright State, 2/28 St. John's, 3/7 at Elon, 3/13 at UNCG, 3/18 at Maryland, 3/26 NC State, 4/1 Wake Forest, 4/8 at Miami, 4/15 at Virginia, 4/21 Georgia Tech, 5/5 Boston College, 5/8 UNCW, 5/12 at Duke, 5/18 Virginia Tech, 5/26 vs. NC State, 6/3 East Carolina.

Chris Munnely (2-0, 3.61 ERA)

Table with 11 columns: Date, Opponent, S/R, Dec., IP, H, R, ER, BB, K. Rows include 2/17 Xavier, 2/18 Xavier, 2/25 Wright State, 3/3 USC, 3/10 at Clemson, 3/17 at Maryland, 3/25 NC State, 3/31 Wake Forest, 4/7 at Miami, 4/13 at Virginia, 4/18 Liberty, 4/24 UNCG, 5/5 Boston College, 5/17 Virginia Tech, 6/3 St. John's.

Chris O'Brien (1-2, 3.46 ERA)

Table with 11 columns: Date, Opponent, S/R, Dec., IP, H, R, ER, BB, K. Rows include 2/17 Xavier, 2/26 Wright State, 3/4 USC, 3/11 at Clemson, 3/20 Princeton, 3/28 CCU, 3/30 Wake Forest, 4/4 Elon, 4/17 High Point, 4/20 Georgia Tech, 5/4 Boston College, 5/5 Boston College, 5/15 at UNCA, 5/23 vs. WFU.

R.C. Orlan (8-1, 2.21 ERA)

Table with 11 columns: Date, Opponent, S/R, Dec., IP, H, R, ER, BB, K. Rows include 2/17 Xavier, 2/18 Xavier, 2/26 Wright State, 3/2 USC, 3/3 USC, 3/6 Davidson, 3/9 at Clemson, 3/11 at Clemson, 3/13 at UNCG, 3/17 at Maryland, 3/20 Princeton, 3/25 NC State, 3/26 NC State, 3/30 Wake Forest, 3/31 Wake Forest, 4/1 Wake Forest, 4/4 Elon, 4/7 at Miami, 4/8 at Miami, 4/11 UNC Asheville, 4/13 at Virginia, 4/14 at Virginia.

Table with 11 columns: Date, Opponent, S/R, Dec., IP, H, R, ER, BB, K. Rows include 4/17 High Point, 4/18 Liberty, 4/21 Georgia Tech, 4/21 Georgia Tech, 4/24 UNCG, 5/2 Winthrop, 5/5 Boston College, 5/6 Boston College, 5/8 UNCW, 5/12 at Duke, 5/15 at UNCA, 5/18 Virginia Tech, 5/19 Virginia Tech, 5/23 vs. WFU, 6/1 Cornell, 6/3 East Carolina.

Tate Parrish (1-0, 2.89 ERA)

Table with 11 columns: Date, Opponent, S/R, Dec., IP, H, R, ER, BB, K. Rows include 2/17 Xavier, 2/18 Xavier, 3/3 USC, 3/11 at Clemson, 3/13 at UNCG, 3/14 Gardner-Webb, 3/30 Wake Forest, 3/31 Wake Forest, 4/1 Wake Forest, 4/6 at Miami, 4/11 UNC Asheville, 4/15 at Virginia, 4/17 High Point, 4/18 Liberty, 4/20 Georgia Tech, 4/21 Georgia Tech, 4/24 UNCG, 5/2 Winthrop, 5/5 Boston College, 5/8 UNCW, 5/15 at UNCA, 5/23 vs. WFU, 6/1 Cornell, 6/3 East Carolina, 6/3 St. John's.

Luis Paula (0-1, 5.95 ERA)

Table with 11 columns: Date, Opponent, S/R, Dec., IP, H, R, ER, BB, K. Rows include 2/24 Wright State, 3/6 Davidson, 3/14 Gardner-Webb, 4/17 High Point, 4/24 UNCG, 5/4 Boston College, 5/12 at Duke, 5/15 at UNCA, 5/23 vs. WFU, 5/26 vs. NC State, 6/1 Cornell, 6/3 East Carolina, 6/3 St. John's.

Cody Penny (0-0, 6.61 ERA)

Table with 11 columns: Date, Opponent, S/R, Dec., IP, H, R, ER, BB, K. Rows include 2/17 Xavier, 2/25 Wright State, 2/28 St. John's, 3/3 USC, 3/6 Davidson, 3/11 at Clemson, 3/13 at UNCG, 3/14 Gardner-Webb, 3/28 CCU, 4/4 Elon, 4/6 at Miami, 4/11 UNC Asheville, 4/17 High Point, 4/20 Georgia Tech, 5/4 Boston College, 5/12 at Duke, 5/17 Virginia Tech, 5/23 Wake Forest.

Andrew Smith (0-0, 27.00 ERA)

Table with 11 columns: Date, Opponent, S/R, Dec., IP, H, R, ER, BB, K. Rows include 2/17 Xavier, 2/18 Xavier, 3/2 USC, 3/10 at Clemson, 4/17 High Point.

Shane Taylor (5-1, 3.48 ERA)

Table with 11 columns: Date, Opponent, S/R, Dec., IP, H, R, ER, BB, K. Rows include 2/17 Xavier, 2/18 Xavier, 2/28 St. John's, 3/2 USC, 3/4 USC, 3/10 at Clemson, 3/11 at Clemson, 3/14 Gardner-Webb, 3/17 at Maryland, 3/25 NC State, 3/28 CCU, 3/30 Wake Forest, 3/31 Wake Forest, 4/4 Elon, 4/6 at Miami, 4/11 UNC Asheville, 4/15 at Virginia, 4/17 High Point, 4/21 Georgia Tech, 4/24 UNCG, 5/2 Winthrop, 5/6 Boston College, 5/8 UNCW, 5/13 at Duke, 5/23 vs. WFU, 6/3 St. John's.

Dave Lemonds

1968 The Sporting News National Player of the Year


- Lemonds' No. 22 jersey was retired in a ceremony prior to the start of the April 13, 1996, game with Clemson.
- Earned player of the year honors after compiling a 7-1 record with a 1.49 ERA.
- Struck out 96 batters in just 72 1/3 innings.
- Also earned first-team All-America and All-ACC honors.
- Selected by the Chicago Cubs in the first round of the 1968 draft and posted a 2.99 ERA



in 99 1/3 big-league innings.

B.J. Surhoff

1985 The Sporting News National Player of the Year



- Surhoff's No. 9 jersey is one of two retired numbers at Carolina.
- Earned player of the year honors with a .388 average, 14 home runs, 19 doubles and 57 RBI.
- Only player in UNC history to earn first-team All-America honors in back-to-back seasons.
- Won the 1985 Anthony J. McKevlin Award as the ACC's top athlete that year.

• Selected No. 1 overall by the Milwaukee Brewers in the 1985 draft and hit .282 over 19 seasons with the Brewers, Orioles and Braves.

Andrew Miller

2006 Baseball America National Player of the Year

- Went 13-2 with a 2.48 ERA and a school-record 133 strikeouts to claim player of the year honors.
- Won the 2006 Roger Clemens Award as the nation's top pitcher.
- Also picked up first-team All-America, ACC Pitcher of the Year and first-team All-ACC accolades.
- Won UNC's Patterson Medal as the school's top male athlete.
- Selected No. 6 overall by the Detroit Tigers in



the 2006 draft and made his major league debut in Yankee Stadium Aug. 30, 2006.

Dustin Ackley

2009 Rivals.com National Player of the Year



- Hit .417 with 22 home runs, 75 runs and 73 RBI en route to player of the year accolades.
- Named ACC Player of the Year and added consensus All-America and first-team All-ACC honors.
- Became the first three-time All-America in school history and left UNC with career records for average, hits, runs and total bases.
- Won UNC's

Patterson Medal as the school's top male athlete.

• Also a finalist for the Dick Howser Trophy and the Golden Spikes Award.

• Selected No. 2 overall by the Seattle Mariners in the 2009 draft, Ackley made his major league debut on June 17, 2011.

Year-By-Year All-Americans

1948	Emmett Cheek, C	ABCA, 1st
1949	Rip Ryan, SS	ABCA, 1st
1949	Sid Varney, C	ABCA, 2nd
1955	Connie Gravitte, OF	ABCA, 2nd
1957	Jim Raugh, P	ABCA, 3rd
1960	Wayne Young, P	ABCA, 2nd
1961	Jim Mooring, OF	ABCA, 1st
1964	Bill Haywood, P	ABCA, 2nd
1966	Danny Talbott, 1B	ABCA, 2nd; TSN, 1st
1968	Dave Lemonds, P	ABCA, 1st; TSN, 1st
1978	Greg Norris, P	ABCA, 1st
1980	Scott Bradley, 3B	ABCA, 2nd
1981	Scott Bradley, C	ABCA, 3rd
1983	Scott Bankhead, P	ABCA, 3rd
1984	Scott Bankhead, P	ABCA, 1st; BA, 1st
1984	B.J. Surhoff, C	ABCA, 1st; BA, 2nd; TSN, 1st
1985	B.J. Surhoff, C	ABCA, 1st; BA, 1st
1989	John Thoden, P	BA, 3rd
1989	Jesse Levis, C	ABCA, 3rd
1990	Steve Estroff, 1B	BA, 2nd
1993	Thad Chrismon, P	CB, 1st
1994	Cookie Massey, DH	ABCA, 2nd; NCBWA, 2nd; CB, 2nd
1994	Thad Chrismon, P	CB, 2nd
1994	Manny DaSilva, C	CB, 2nd
1996	Michael Stoner, 1B	CB, 2nd
1997	Brian Roberts, SS	NCBWA, 2nd; CB, 3rd
1998	Brian Roberts, SS	NCBWA, 1st; CB, 2nd; TSN, 2nd
2000	Derrick DePriest, P	NCBWA, 2nd; CB, 3rd
2000	Tyrell Godwin, OF	NCBWA, 2nd; BA, 3rd; CB, 3rd
2002	Russ Adams, IF	BA, 1st; NCBWA, 3rd
2002	Adam Greenberg, OF	BA, 3rd
2002	Chris Maples, 3B	CB, 1st; BA, 2nd
2003	Jeremy Cleveland, OF	CB, 2nd
2004	Marshall Hubbard, OF	SW, 1st; NCBWA, 2nd; BA, 3rd; CB, 3rd
2004	Chris Iannetta, C	BA, 3rd; CB, 3rd
2006	Josh Horton, SS	BA, 2nd; CB, 3rd
2006	Andrew Miller, P	ABCA, 1st; BA, 1st; CB, 1st; NCBWA, 1st
2007	Dustin Ackley, 1B	ABCA, 3rd; BA, 3rd; CB, 3rd; NCBWA, 3rd
2007	Andrew Carignan, P	NCBWA, 1st; ABCA, 2nd; BA, 3rd; CB, 3rd
2008	Dustin Ackley, 1B	BA, 3rd; CB, 3rd
2008	Tim Fedroff, OF	ABCA, 1st; BA, 2nd; CB, 2nd; NCBWA, 3rd
2008	Kyle Seager, 2B	NCBWA, 2nd; CB, 3rd
2008	Alex White, P	ABCA, 2nd; BA, 3rd; CB, 3rd
2009	Dustin Ackley, 1B	ABCA, 1st; BA, 1st; CB, 1st; NCBWA, 1st
2009	Brian Moran, P	BA, 3rd
2011	Colin Moran, 3B	ABCA, 1st; BA, 1st; CB, 3rd; PG, 1st
2011	Patrick Johnson, P	PG, 2nd
2012	Kent Emanuel, P	CB, 3rd
2012	Michael Morin, P	CB, 1st; NCBWA, 1st; PG, 1st; ABCA, 3rd; BA, 3rd

ABCA: Coaches; NCBWA: Writers; BA: Baseball America; CB: Collegiate Baseball; PG: Perfect Game; TSN: The Sporting News; SW: USA Today Sports Weekly

Dustin Ackley, 1B
 3rd, ABCA (2007) • 3rd, Baseball America (2007) •
 3rd, Collegiate Baseball (2007) • 3rd, NCBWA (2007)
 3rd, Baseball America (2008)
 3rd, Collegiate Baseball (2008)
 1st, ABCA (2009) • 1st, Baseball America (2009) •
 1st, Collegiate Baseball (2009) • 1st, NCBWA (2009)

Year	AVG	G	AB	R	H	2B	3B	HR	RBI
2007	.402	73	296	70	119	20	3	10	74
2008	.417	68	278	82	116	21	4	7	51
2009	.417	66	266	75	111	18	4	22	73
Totals	.412	207	840	227	346	59	11	39	198

Russ Adams, SS/3B/2B
 1st, Baseball America (2002) • 3rd, NCBWA (2002)

Year	AVG	G	AB	R	H	2B	3B	HR	RBI
2000	.322	50	143	26	46	7	1	0	19
2001	.331	57	239	52	79	13	2	1	41
2002	.370	63	254	75	94	20	3	7	55
Totals	.344	170	636	153	219	40	6	8	115

Scott Bankhead, P
 3rd, ABCA (1983) • 1st, ABCA (1984)
 1st, Baseball America (1984)

Year	ERA	W-L	SV	G/GS	IP	H	BB	K
1982	4.11	4-3	0	11/11	61.1	58	32	48
1983	2.38	9-0	0	11/11	75.2	54	22	85
1984	1.50	11-0	0	14/14	96.0	65	29	124
Totals	2.47	24-3	0	36/36	233.0	177	83	257

Scott Bradley, C/3B
 2nd, ABCA (1980) • 3rd, ABCA (1981)

Year	AVG	G	AB	R	H	2B	3B	HR	RBI
1979	.309	49	204	28	53	11	3	2	31
1980	.386	56	249	59	96	22	2	10	63
1981	.352	51	216	42	76	11	2	12	50
Totals	.336	156	669	129	225	44	7	24	144

Andrew Carignan, P
 1st, NCBWA (2007) • 2nd, ABCA (2007)
 3rd, Baseball America (2007)
 3rd, Collegiate Baseball (2007)

Year	ERA	W-L	SV	G/GS	IP	H	BB	K
2005	3.68	0-0	0	17/0	22.0	20	16	24
2006	3.21	2-3	15	32/0	33.2	18	15	44
2007	1.43	2-1	18	40/0	63.0	39	28	69
Totals	2.35	4-4	33	89/0	118.2	77	59	137

Emmett Cheek, c
 1st, ABCA (1948)
 Statistics unavailable

Thad Chrismon, P
 1st, Collegiate Baseball (1993)
 2nd, Collegiate Baseball (1994)

Year	ERA	W-L	SV	G/GS	IP	H	BB	K
1992	3.34	8-3	1	32/5	113.1	109	46	70
1993	2.93	5-3	18	38/1	89.0	66	25	95
1994	2.37	6-2	10	35/0	64.2	46	23	53
1995	2.86	7-4	12	36/0	63.0	60	20	61
Totals	2.95	26-12	41	141/6	330.0	281	114	279



Tim Fedroff



Andrew Carignan

Jeremy Cleveland, OF
 2nd, Collegiate Baseball (2003)

Year	AVG	G	AB	R	H	2B	3B	HR	RBI
2001	.277	55	202	38	56	10	0	2	34
2002	.333	51	171	32	57	11	0	10	31
2003	.410	65	251	74	103	20	1	19	65
Totals	.346	171	624	144	216	41	1	31	130

Manny DaSilva, C
 2nd, Collegiate Baseball (1994)

Year	AVG	G	AB	R	H	2B	3B	HR	RBI
1992	.293	49	164	39	48	14	0	5	30
1993	.339	62	224	45	76	12	3	15	66
1994	.399	55	233	61	93	12	1	14	46
Totals	.349	166	621	145	217	38	4	34	142

Derrick DePriest, P
 2nd, NCBWA (2000) • 3rd, Collegiate Baseball (2000)

Year	ERA	W-L	SV	G/GS	IP	H	BB	K
1997	5.92	1-0	0	9/4	24.1	30	6	13
1998	3.15	7-3	7	44/1	114.1	112	35	76
1999	1.71	7-6	7	36/1	73.2	73	22	72
2000	2.89	4-5	12	35/1	74.2	69	31	66
Totals	2.95	19-14	26	124/7	285.6	284	94	227

Kent Emanuel, P
 rd, Collegiate Baseball (2012)

Year	ERA	W-L	SV	G/GS	IP	H	BB	K
2011	2.33	9-1	0	20/16	104.1	96	23	89
2012	1.96	8-4	0	17/16	110.0	91	23	100
Totals	2.14	17-5	0	37/32	214.1	187	46	189

Steve Estroff, 1B
 2nd, Baseball America (1990)

Year	AVG	G	AB	R	H	2B	3B	HR	RBI
1988	.204	25	49	9	10	1	1	2	9
1989	.268	47	138	20	37	10	0	3	18
1990	.389	63	229	51	89	20	3	15	73
1991	.273	42	154	20	42	14	0	2	25
Totals	.312	177	570	100	178	45	4	22	125

Tim Fedroff, OF
 1st, ABCA (2008) • 2nd, Baseball America (2008)
 2nd, Collegiate Baseball (2008) • 3rd, NCBWA (2008)

Year	AVG	G	AB	R	H	2B	3B	HR	RBI
2007	.344	63	209	48	72	7	5	5	41
2008	.404	67	285	78	115	22	5	12	71
Totals	.379	130	494	126	187	29	10	17	112

Tyrell Godwin, OF
 2nd, NCBWA (2000) • 3rd, Baseball America (2000)
 3rd, Collegiate Baseball (2000)

Year	AVG	G	AB	R	H	2B	3B	HR	RBI
1998	.337	40	83	19	28	8	2	4	17
1999	.371	58	221	56	82	13	5	7	58
2000	.363	57	226	50	82	6	4	11	67
Totals	.362	155	530	125	192	27	11	22	142

ALL-AMERICA SELECTIONS



Brian Roberts

Collegiate Baseball Freshman All-America

- 1990 Paul Shuey, P (HM)
- 1991 Jay Johnson, P (HM)
- 1993 Crandel Coltrane, IF (HM)
- 1996 Jarrett Shearin, OF (HM)
- 1997 Brian Roberts, SS
- Mike Bynum, SP (HM)
- 1998 Dan Moylan, C
- Ryan Earey, 3B
- Ryan Snare, SP (HM)
- Adam Greenberg, OF
- 2000 Garry Bakker, SP (HM)
- 2002 Chris Iannetta, C (HM)
- 2003 Adam Kalkhof, SP
- 2004 Daniel Bard, SP
- 2005 Chad Flack, 1B
- Josh Horton, SS
- Seth Williams, OF
- 2006 Tim Federowicz, C
- 2007 Dustin Ackley, 1B
- Tim Fedroff, OF
- 2008 Colin Bates, RP
- Matt Harvey, SP
- 2009 Levi Michael, 2B
- 2010 Brian Goodwin, OF
- 2011 Colin Moran, 3B
- 2012 Benton Moss, SP



Josh Horton

Baseball America National Player of the Year

2006 Andrew Miller

Rivals.com National Player of the Year

2009 Dustin Ackley

The Sporting News National Player of the Year

1968 Dave Lemonds
1985 B.J. Surhoff

Roger Clemens Award

2006 Andrew Miller

National Freshman of the Year

1997 Brian Roberts
(Baseball America, Collegiate Baseball)
2007 Dustin Ackley
(Baseball America, Collegiate Baseball, Rivals)
2011 Colin Moran
(Baseball America, Perfect Game)

Baseball America National Coach of the Year

2008 Mike Fox

CoSIDA Academic All-America

2000 Chris Elmore (2nd)
Tyrell Godwin (2nd)
2009 Adam Warren (3rd)

Baseball America Freshman All-America

1986 Darin Campbell, SS (1st)
1987 Michael Hoog, SP (2nd)
1990 Paul Shuey, RP (1st)
1997 Brian Roberts, SS (1st)
2000 Adam Greenberg, OF (1st)
2002 Chris Iannetta, C (2nd)
2004 Daniel Bard, SP (2nd)
Andrew Miller, SP (2nd)
2006 Tim Federowicz, C (1st)
2007 Dustin Ackley, 1B (1st)
Tim Fedroff, OF (2nd)
2011 Colin Moran, 3B (1st)
Kent Emanuel, SP (1st)
2012 Benton Moss, SP (1st)

NCBWA Freshman All-America

2008 Colin Bates, RP (1st)
Matt Harvey, SP (2nd)
2009 Levi Michael, 2B (2nd)
2011 Colin Moran, 3B (1st)
2012 Benton Moss, SP (2nd)

NCBWA District Player of the Year

2007 Dustin Ackley

ABCA All-Atlantic Region*

2006 Josh Horton, SS (1st)
Andrew Miller, P (1st)
2007 Dustin Ackley, 1B (1st)
Andrew Cbaarignan, P (1st)
Josh Horton, SS (2nd)
Adam Warren, P (2nd)
2008 Tim Fedroff, OF (1st)
Alex White, P (1st)
Dustin Ackley, 1B (2nd)
Kyle Seager, 2B (2nd)
Rob Wooten, RP (2nd)
2009 Dustin Ackley, 1B (1st)
Alex White, SP (2nd)
2010 Matt Harvey, SP (2nd)
2011 Colin Moran, 3B (1st)
Levi Michael, SS (2nd)
2012 Kent Emanuel, SP (1st)
Michael Morin, SP (1st)


ABCA Atlantic Region Coach of the Year

1989 Mike Roberts
2006 Mike Fox
2007 Mike Fox
2008 Mike Fox

All-College World Series Team

1978 Mike Fox, 2B
2006 Jay Cox, OF
Tim Federowicz, C
Josh Horton, SS
2007 Dustin Ackley, 1B
Andrew Carignan, P
Tim Fedroff, OF
2008 Dustin Ackley, 1B
Tim Fedroff, OF
Alex White, P
2009 Dustin Ackley, 1B
Kyle Seager, 3B

1st - 1st Team, 2nd - 2nd Team, HM - Honorable Mention *ABCA records are incomplete.



Paul Shuey



Kyle Seager

Scott Bradley



ACC 50th Anniversary Team

Scott Bankhead
Scott Bradley
B.J. Surhoff
Walt Weiss

ACC Player of the Year

1970 Eddie Hill
1978 Greg Norris
1979 Jim Atkinson
1980 Scott Bradley
1998 Brian Roberts
2009 Dustin Ackley

ACC Pitcher of the Year

2006 Andrew Miller
2008 Alex White

ACC Freshman of the Year

1997 Brian Roberts
2000 Adam Greenberg
2004 Daniel Bard
2007 Dustin Ackley
2011 Colin Moran

ACC Coach of the Year

1964 Walter Rabb
1989 Mike Roberts

ACC Athlete of the Year

1966 Danny Talbott
1985 B.J. Surhoff

All-Atlantic Coast Conference

1954 (1st) Connie Gravitte, OF
(2nd) Joe Mosier, 1B; Fred Dale, SS;
Joe Morgan, P
1955 (1st) Harry Lloyd, UT; Connie Gravitte, OF
(2nd) Albert Long, UT; Jim Raugh, P
1956 (2nd) Chuck Hartman, 2B; Jim Raugh, P
1957 (1st) Dick Hudson, UT; Jim Raugh, P
(2nd) Don Lewis, 2B; Jim Legette, C
1958 (1st) Carson Oldham, 2B; Gerald Griffin,
UT; Wayne Young, P
(2nd) Alton Pons, 3B
1959 (2nd) Harold Workman, SS;
John Burgwyn, OF; Wayne Young, P
1960 (1st) Ferg Norton, 3B; Gerald Griffin, OF;
John Burgwyn, OF; Wayne Young, P
1961 (1st) Ferg Norton, 3B; Jim Mooring, OF
(2nd) Len Dellolio, 1B; Paul Swing, UT;
Nick Warren, P
1962 (1st) Paul Swing, 2B
(2nd) Buddy Tilden, OF; Heyward Hull, OF
1963 (2nd) Heyward Hull, OF
1964 (1st) Jim Speight, SS; Ken Willard, OF;
Bill Haywood, P

1965 (1st) Danny Talbott, 1B; Dick Prindle, 2B
1966 (1st) Danny Talbott, 1B; Danny Walker, P;
Charlie Carr, OF
1967 (1st) Charlie Carr, OF; Garry Hill, P
(2nd) Danny Talbott, 1B/3B; Charlie
Thomas, 2B; Skip Hull, C
1968 (1st) Skip Hull, C; Charlie Carr, OF;
Dave Lemonds, P
(2nd) Ron Lemonds, 3B
1969 (1st) Tom Buskey, P; Eddie Hill, 1B;
Skip Hull, C
(2nd) Charlie Thomas, 2B;
Ron Lemonds, 3B
1970 (1st) Eddie Hill, 1B; Mike Roberts, C
(2nd) Eddie Hill, P-OF
1971 (1st) Mike Roberts, C
(2nd) Jack Gillis, OF; Bobby Elliot, 3B;
Jim Chamberlain, P
1972 (1st) Mike Roberts, C
(2nd) Bobby Guthrie, 3B; Dale Lydecker,
OF; Mike Merritt, P; Jim Chamberlain, P
1973 (1st) Mike Merritt, P
(2nd) Jack Leachman, 1B
1974 (1st) Bobby Guthrie, 2B; Dale Lydecker,
OF; Mike Merritt, P
(2nd) Bill Paschall, P
1975 (1st) Chris Knepp, C
(2nd) Steve Rackley, 2B; Bill Paschall, P;
Mike Merritt, P
1976 (1st) Steve Rackley, OF
(2nd) Early Jones, OF; Bill Paschall, P
1977 (1st) Randy Warrick, 3B
(2nd) Jim Rouse, DH
1978 (1st) Greg Norris, P; Jim Atkinson, 3B
1979 (1st) Roy Clark, 2B; Jim Atkinson, 3B
(2nd) Bill Gallagher, P
1980 (1st) Scott Bradley, 3B; Dwight Lowry, C;
Lloyd Brewer, DH
(2nd) P.J. Gay, OF; Mark Ochal, P
1981 (1st) Scott Bradley, C; Joe Reto, DH
(2nd) Joe Reto, 1B; Chris Pittaro, SS; Greg
Schuler, OF; Drex Roberts, OF;
Mark Ochal, P
1982 (1st) Pete Kumiega, 1B
(2nd) Chris Pittaro, SS; Greg Schuler, OF
1983 (1st) Scott Bankhead, P; B.J. Surhoff, C;
Drex Roberts, DH
(2nd) Jeff Hubbard, 3B; Walt Weiss, SS;
Pete Kumiega, 1B
1984 (1st) Walt Weiss, SS; Jeff Hubbard, 3B;
Todd Wilkinson, OF; B.J. Surhoff, C;
Scott Bankhead, P
(2nd) Roger Williams, P; B.J. Surhoff, DH
1985 (1st) Scott Johnson, OF; B.J. Surhoff, C;
Walt Weiss, SS; Roger Williams, P
1986 (1st) Scott Johnson, OF
(2nd) Devy Bell, OF
1988 (2nd) Jesse Levis, C; Ron Maurer, SS
1989 (1st) Jesse Levis, C
(2nd) Ron Maurer, SS; John Thoden, P
1990 (1st) Steve Estroff, 1B; Ron Maurer, SS;
Paul Shuey, RP
(2nd) Dave Arendas, 2B;
Jim Dougherty, SP; Brad Woodall, RP

Danny Talbott



Daniel Bard



1991 (1st) Brad Woodall, UT
1993 (1st) Cookie Massey, DH
(2nd) Thad Chrismon, RP; Chad Holbrook,
OF; Keith Grunewald, SS
1994 (1st) Cookie Massey, DH;
Thad Chrismon, RP
(2nd) Manny DaSilva, C
1995 (2nd) Thad Chrismon, RP
1996 (1st) Michael Stoner, 1B
(2nd) Corey Richardson, RP
1997 (1st) Brian Roberts, SS
(2nd) Mike Bynum, SP; Rodney Nye, UT
1998 (1st) Brian Roberts, SS;
Jarrett Shearin, OF
(2nd) Chris LaMarsh, DH
1999 (1st) Tyrell Godwin, OF; Dan Moylan, C
(2nd) Derrick DePriest, RP;
Chris LaMarsh, DH; Jarrett Shearin, OF
2000 (1st) Derrick DePriest, RP
(2nd) Ryan Earey, 1B/DH/P;
Tyrell Godwin, OF; Adam Greenberg, OF;
Ryan Snare, P
2001 (1st) Russ Adams, 2B
(2nd) Jason Howell, UT
2002 (1st) Adam Greenberg, OF;
Chris Maples, UT
2003 (1st) Jeremy Cleveland, OF
(2nd) Ryan Blake, AL; Sean Farrell, OF;
Chad Prosser, AL
2004 (1st) Daniel Bard, SP; Marshall Hubbard,
OF; Chris Iannetta, C
(2nd) Greg Mangum, AL; Andrew Miller, SP
2005 (1st) Robert Woodard, SP
(2nd) Chad Flack, 1B; Josh Horton, SS;
Andrew Miller, SP
2006 (1st) Jay Cox, OF; Josh Horton, SS;
Andrew Miller, SP
(2nd) Robert Woodard, SP
2007 (1st) Dustin Ackley, 1B; Andrew Carignan,
RP; Josh Horton, SS
(2nd) Tim Federowicz, DH/UT;
Tim Fedroff, OF; Reid Fronk, OF;
Robert Woodard, SP
2008 (1st) Tim Fedroff, OF; Alex White, SP
(2nd) Dustin Ackley, 1B; Tim Federowicz, C;
Kyle Seager, 2B; Rob Wooten, RP
2009 (1st) Dustin Ackley, 1B; Kyle Seager, 3B;
Alex White, SP
(2nd) Brian Moran, RP; Adam Warren, SP
2010 (1st) Matt Harvey, SP
2011 (1st) Colin Moran, 3B
(2nd) Tommy Coyle, 2B, Levi Michael, SS,
Patrick Johnson, SP
2012 (1st) Kent Emanuel, SP, Michael Morin, RP
(2nd) Brian Holberton, DH, Jacob Stallings, C
(1st) denotes first-team; (2nd) denotes second
team; AL denotes at-large selection

Michael Morin




**Francis "Tripp" Bourne Award
Most Dedicated Player**

- 1970 Bobby Elliott
- 1971 Jim Rhodes
- 1972 Tom Gillis
- 1973 Bobby Guthrie
- 1974 Jim Baldwin
- 1975 Bill Paschall
- 1976 Mike Fox
- 1977 Brad Lloyd
- 1978 Roy Clark
- 1979 Scott Bradley
- 1980 Scott Bradley
- 1981 Tom Daily
- 1982 Pete Kumiega
- 1983 Kenny Anderson
- 1984 Todd Wilkinson
- 1985 Walt Weiss
- 1986 Devy Bell
- 1987 Devy Bell
- 1988 Jesse Levis, Tom Nevin
- 1989 Jesse Levis
- 1990 Todd Nichols
- 1991 Mark Kingston
- 1992 Cy Richardson
- 1993 Michael Jerzembeck
- 1994 Ethan Stein
- 1995 Crandel Coltrane, Ethan Stein
- 1996 Crandel Coltrane, Jeremy Sessoms
- 1997 Justin Raniszkeski
- 1998 Richie Grimsley
- 1999 Dan Moylan
- 2000 B.J. Finnerty
- 2001 Bart Walker
- 2002 Sean Farrell
- 2003 Ryan Blake, Mark Griffin
- 2004 Mark Griffin
- 2005 Jonathan Hovis
- 2006 Mike McKee
- 2007 Reid Fronk, Adam Warren, Seth Williams
- 2008 Entire Pitching Staff
- 2009 Garrett Gore
- 2010 Colin Bates, Mike Cavasinni
- 2011 Bryant Gaines, Jacob Stallings
- 2012 R.C. Orlan, Jacob Stallings

**S.H. Basnight Award
Most Valuable Player/Pitcher**

- 1957 Al Pons
- 1958 Jim Raugh
- 1959 John Burgwyn
- 1960 Wayne Young
- 1961 Tommy Camp
- 1962 David Murr
- 1963 Roland Tilden
- 1964 Jim Speight
- 1965 Charles Flemming
- 1966 Robert Walker
- 1967 Danny Talbott
- 1968 Charlie Carr
- 1969 Floyd Hull
- 1970 Eddie Hill
- 1971 Bobby Elliott
- 1972 Mike Roberts
- 1973 Jack Leachman
- 1974 Bobby Guthrie
- 1975 Bruce Arrowood
- 1976 Bill Paschall
- 1977 Randy Warrick
- 1978 Matt Wilson
- 1979 Jim Atkinson
- 1980 James Parks
- 1981 Scott Bradley
- 1982 Chris Pittaro
- 1983 Pete Kumiega
- 1984 Scott Bankhead
- 1985 B.J. Surhoff
- 1986 Devy Bell
- 1987 Howard Freiling
- 1988 Tom Nevin, Michael Hoog
- 1989 John Thoden
- 1990 Ron Maurer, Jim Dougherty
- 1991 Brad Woodall
- 1992 Chad Holbrook, Paul Shuey
- 1993 Chad Holbrook, Thad Chrismon
- 1994 Manny DaSilva, Cookie Massey, Brian Willman
- 1995 David Boone, Michael Stoner, Sean Murphy
- 1996 Michael Stoner, Ethan Stein
- 1997 Brian Roberts, Rodney Nye, Scott McAllister
- 1998 Brian Roberts, Derrick DePriest
- 1999 Tyrell Godwin, Derrick DePriest
- 2000 Adam Greenberg, Ryan Snare
- 2001 Russ Adams, Jason Howell
- 2002 Chris Maples, Scott Autrey
- 2003 Jeremy Cleveland, Daniel Moore
- 2004 Chris Iannetta, Michael Gross
- 2005 Chad Flack, Robert Woodard
- 2006 Chad Flack, Josh Horton, Jonathan Hovis, Andrew Miller
- 2007 Dustin Ackley, Andrew Carignan, Robert Woodard
- 2008 Dustin Ackley, Tim Fedorff, Alex White
- 2009 Dustin Ackley, Kyle Seager, Adam Warren, Alex White
- 2010 Levi Michael, Matt Harvey
- 2011 Colin Moran, Patrick Johnson
- 2012 Colin Moran, Kent Emanuel, Michael Morin



Jacob Stallings

Hobbs Johnson



**Walter Rabb Award
Most Improved Player**

- 1978 Lloyd Brewer
- 1979 Bill Musser
- 1980 Paul Gay
- 1981 Chris Kahler
- 1982 Tom Daily
- 1983 Jeff Hubbard, Todd Wilkinson
- 1984 Bill Douglas
- 1985 Scott Johnson
- 1986 Paul Devlin
- 1987 Howard Freiling, Darrin Campbell
- 1988 Chris Lauria, Ron Maurer
- 1989 Brad Woodall
- 1990 Steve Estroff
- 1991 Matt Wooten
- 1992 Chris Cox
- 1993 Manny DaSilva
- 1994 Manny DaSilva
- 1995 Richie Grimsley, Jim Wallace
- 1996 Corey Richardson
- 1997 Gregg Donohue
- 1998 Jarrett Shearin
- 1999 Clay Hooper
- 2000 Chris Elmore
- 2001 Brandon Russell
- 2002 Michael Gross, Jeremy Cleveland
- 2003 Scott Senatore
- 2004 Ross Cook, Jonathan Hovis
- 2005 Justin Webb
- 2006 Jay Cox, Benji Johnson
- 2007 Garrett Gore, Rob Wooten
- 2008 Brian Moran, Kyle Seager
- 2009 Ben Bunting
- 2010 Greg Holt, Jacob Stallings
- 2011 Chaz Frank, R.C. Orlan
- 2012 Parks Jordan, Hobbs Johnson



Tim Federowicz played with the U.S. National Team that went 28-2-1 en route to the FISU World Championship in 2006. He drove in seven runs and struck out 10 in 5 2/3 innings on the mound.

Carolina's U.S. National Team Players

- 1955 Bill Lore, Pan American Games
- 1959 Ferg Norton, Pan American Games
- 1975 Chris Knepp, Pan American Games
- 1978 Greg Norris, World Championships
- 1980 Scott Bradley, World Championships
- 1982 Brad Powell, World Championships
- Howard McCullough, (Coach) All-Star Tour
- 1984 Scott Bankhead, Olympic Games
- B.J. Surhoff, Olympic Games
- Roger Williams, World Championships
- 1985 Scott Johnson, Intercontinental Cup
- Matt Merullo, Intercontinental Cup
- 1986 Jesse Levis, U.S. Olympic Festival & Junior World Championships
- 1987 Kreg Gresham, U.S. Olympic Festival & Junior World Championships
- 1988 Jesse Levis, Harbor Tournament (Taiwan)
- 1989 Donnie Leshnock, U.S. Olympic Festival
- Brad Woodall, Presidential Cup (Taiwan)
- 1991 Donnie Leshnock, Pre-Pan American Games Tour
- Paul Shuey, Pan American Games
- 1993 Jim Wallace, U.S. Olympic Festival
- A.Y. Yoder, U.S. Olympic Festival
- 1995 Chris Elmore, U.S. Olympic Festival
- 1997 Brian Roberts, U.S. National Team
- Ryan Snare, U.S. National Team Trials
- 1999 Tyrell Godwin, U.S. National Team
- 2000 Adam Greenberg, U.S. National Team Trials
- 2003 Daniel Bard, U.S. Junior National Team
- 2004 Daniel Bard, U.S. National Team
- 2006 Tim Federowicz, U.S. National Team

Tar Heels In Summer Baseball

Each year, Carolina has a long standing tradition of placing its players in the most prestigious wooden bat summer leagues in the country, including the Cape Cod League and the Coastal Plain League. This past summer, the Tar Heels placed three players with the famed Chatham A's on the Cape.

"(Carolina) has been gracious enough to make sure we get quality kids," Chatham manager John Schiffner said. "We reciprocate by treating them well. There's Carolina blue in Chatham blue and vice versa."

"(The Cape) is such a classy league," UNC head coach Mike Fox said. "The coaches up here really understand what their purpose is and why the kids are here. They don't abuse them and they treat them with respect. There really are no negatives to the Cape Cod League."

The Tar Heels also place a number of players in the Coastal Plain League, which features teams throughout North Carolina, South Carolina and Virginia. Carolina also sends players to the Northwoods League which features teams throughout Minnesota, Wisconsin, Iowa, Michigan and Canada.

2012 Summer Placements

CAPE COD LEAGUE

Bourne Braves

Colin Moran

Shane Taylor

Chatham Anglers

Tate Parrish

CAL RIPKEN LEAGUE

Baltimore Redbirds

Parks Jordan

Trevor Kelley

NEW ENGLAND LEAGUE

Danbury Westerners

Tom Zengel

SOUTHERN LEAGUE

Ballantyne Smokies

Brian Holberton

COASTAL PLAIN LEAGUE

Forest City Owls

Luis Paula

Thomasville Hi-Toms

Chris McCue

Wilmington Sharks

Grayson Atwood




Junior Colin Moran was a Cape Cod League All-Star in 2012.

Draft Results & Signings (since 1965)

- 1966 Danny Talbott, Orioles
- 1967 Garry Hill, Braves
Mike Flanagan, Astros
- 1968 Dave Lemonds, Cubs (1 - 1st overall)
Charlie Carr, Mets (38)
Bruce Bolick, Pirates
- 1969 Tom Buskey, Indians
- 1970 Eddie Hill, Reds (14)
Pres Ruddell, Twins
- 1971 Greg Pavlick, Mets (2)
Larry Kiser, Phillies (3)
- 1972 Mickey Hickerson, White Sox (2)
Mike Roberts, Royals (34)
- 1973 Jim Chamberlain, Phillies
- 1974 John Danneman, Independent
Dale Lydecker, Mets
- 1975 Mike Merritt, Angels (12)
- 1976 Bill Paschall, Royals (3)
Steve Rackley, Cubs
- 1978 Dave Barnett, Expos
Kevin Haeberte, Twins
- 1979 Blaine Smith, Astros (16)
Jim Atkinson, Royals (20)
Roy Clark, Mariners (24)
Monte DeRatt, Blue Jays
Greg Norris, Braves
Greg Robinson, Rangers
- 1980 Dwight Lowry, Tigers (11)
David Kirk, Padres (34)
Shayne Hammond, Dodgers
- 1981 Scott Bradley, Yankees (3)
Craig Shumock, Padres (8)
Mark Ochal, Padres (12)
James Parks, Cardinals
Eddie Waynick, Red Sox
- 1982 Chris Pittaro, Tigers (6)
Dave Droschak, Cardinals
- 1983 Drex Roberts, Blue Jays (7)
Pete Kumiega, Cubs
Greg Schuler, Orioles
- 1984 Scott Bankhead, Royals (1 - 16th overall)
Jeff Hubbard, Orioles
Chris Kahler, Indians
Jim Thrift, Athletics
Todd Wilkinson, Expos (15)
- 1985 B.J. Surhoff, Brewers (1 - 1st overall)
Walt Weiss, Athletics (1 - 11th overall)
Blaine Deabenderfer, Athletics (1 - sec. phase)
Roger Williams, Cubs (4)
Steve McGuire, Angels (10)
Brad Powell, Orioles (15)
Greg Karpuk, Indians (18)
Tim McGee, Red Sox



Dustin Ackley was the No. 2 overall pick by the Seattle Mariners in the 2009 draft.



Levi Michael was the 18th Tar Heel to become a first round draft selection when the Minnesota Twins drafted Michael 30th overall in the 2011 MLB Draft.

- 1986 Matt Merullo, White Sox (7)
Gordon Douglas, Giants (13) *DNS*
Scott Johnson, Indians (21)
Bill Robinson, Mets (23)
Tim Kirk, Pirates (30)
- 1987 Howard Freiling, Dodgers (8)
David Trautwein, Mets (22)
Doug Torborg, Pirates (27)
Todd Kopczynski, Rangers (37)
Paul Devlin, Red Sox
- 1988 Darin Campbell, Indians (22)
- 1989 Jesse Levis, Indians (4)
Scott Lodgek, Mariners (7)
John Thoden, Expos (11)
- 1990 Ron Maurer, Dodgers (23)
Michael Hoog, Braves
- 1991 Jim Dougherty, Astros (26)
Brad Woodall, Braves
- 1992 Paul Shuey, Indians (1 - 2nd overall)
Donnie Leshnock, Yankees (5)
Mark Kingston, Brewers (41)
- 1993 Michael Jerzembeck, Yankees (5)
Keith Grunewald, Rockies (12)
Derek Manning, Athletics (26)
Chris Cox, Braves (32)
- 1994 Manny DaSilva, Athletics (18)
Chris Madonna, Mets
- 1995 Sean Murphy, Rockies (31)
Brian Willman, Reds (31) *DNS*
Thad Chrismon, Braves
Hanes Torbett, Mets
- 1996 Ethan Stein, Royals (12)
Brian Whitlock, Indians (28)
Mike Stoner, Diamondbacks
- 1997 Jim Wallace, Astros (16)
Brett Kaplan, Pirates (43)
- 1998 Jarrett Shearin, Mariners (11) *DNS*
- 1999 Kyle Snyder, Royals (1 - 7th overall)
Mike Bynum, Padres (1 - supplemental)
Brian Roberts, Orioles (1 - supplemental)
Jarrett Shearin, Royals (14)
- 2000 Tyrell Godwin, Rangers (1 - sup.) *DNS*
Ryan Share, Reds (2)
Eric Henderson, Brewers (4)
Ryan Earey, Padres (6)
Dan Moylan, Cardinals (8)
Derrick DePriest, Expos (17)
Chris Elmore, Red Sox (17)
Clay Hooper, Yankees
- 2001 Tyrell Godwin, Blue Jays (3)
Jason Howell, Red Sox
Ralph Roberts, Braves
- 2002 Russ Adams, Blue Jays (1 - 14th overall)
Chris Maples, Tigers (6)
Scott Autrey, Devil Rays (7)
Adam Greenberg, Cubs (9)
- 2003 Daniel Moore, Padres (2)
Jeremy Cleveland, Rangers (8)
Ryan Blake, Marlins (22)
Sean Farrell, Athletics (25)
Chad Prosser, Astros (28)
Sammy Hewitt, Rangers (34) *DNS*
- 2004 Chris Iannetta, Rockies (4)
Marshall Hubbard, Mariners (8)
Garry Bakker, White Sox (11)
Kevin Brower, Tigers (33)
Michael Gross, Cardinals (33)
Bo Dickerson, Cardinals
- 2005 Mike Daniel, Nationals (7)
Justin Webb, Marlins (23)
Matt Ellington, Marlins
Adam Kalkhof, Royals
- 2006 Andrew Miller, Tigers (1 - 6th overall)
Daniel Bard, Red Sox (1 - 28th overall)
Jay Cox, Rockies (22)
Robert Woodard, Cardinals (48) *DNS*
Jonathan Hovis, Yankees
- 2007 Josh Horton, Athletics (2)
Luke Putkonen, Tigers (3)
Andrew Carignan, Athletics (5)
Reid Fronk, Rays (7)
Benji Johnson, Braves (17)
Robert Woodard, Padres (20)
- 2008 Tim Fedroff, Indians (7)
Tim Federowicz, Red Sox (7)
Rob Wooten, Brewers (13)
Tyler Trice, Rockies (21)
Adam Warren, Indians (36) *DNS*
Seth Williams, Mets (40)
Kyle Shelton, White Sox
- 2009 Dustin Ackley, Mariners (1 - 2nd overall)
Alex White, Indians (1 - 15th overall)
Kyle Seager, Mariners (3)
Mark Fleury, Reds (4)
Adam Warren, Yankees (4)
Brian Moran, Mariners (7)
Colin Bates, Athletics (37) *DNS*
- 2010 Matt Harvey, Mets (1 - 7th overall)
Nate Striz, Indians (22)
Colin Bates, Nationals (23)
Levi Michael, Twins (1 - 30th overall)
Greg Holt, Nationals (8)
Jesse Wierzbicki, Astros (24)
Patrick Johnson, Rockies (25)
Jacob Stallings, Reds (42) *DNS*
- 2012 Jacob Stallings, Pirates (7)
Michael Morin, Angels (13)
Cody Penny, Indians (16)
Tommy Coyle, Rays (16)
R.C. Orlan, Nationals (30)

Teams listed are the organizations with which the players first signed. The numbers following the teams are draft rounds. *DNS* - Did not sign

TAR HEELS IN THE MLB DRAFT

Seattle Mariners

Russ Adams

Table with columns: Year, Team, AVG, G, AB, R, H, 2B, 3B, HR, RBI. Rows for 2004 to 2009.

Nate Andrews

Table with columns: Year, Team, ERA, W-L, SV, G/GS, IP, H, BB, K. Rows for 1937 to 1946.

Scott Bankhead

Table with columns: Year, Team, ERA, W-L, SV, G/GS, IP, H, BB, K. Rows for 1986 to 1995.

Scott Bradley

Table with columns: Year, Team, AVG, G, AB, R, H, 2B, 3B, HR, RBI. Rows for 1984 to 1992.

Hal Brown

Table with columns: Year, Team, ERA, W-L, SV, G/GS, IP, H, BB, K. Rows for 1951 to 1964.

Tom Buskey

Table with columns: Year, Team, ERA, W-L, SV, G/GS, IP, H, BB, K. Rows for 1973 to 1980.

Mike Bynum

Table with columns: Year, Team, ERA, W-L, SV, G/GS, IP, H, BB, K. Rows for 2002 to 2004.

Claude Crocker

Table with columns: Year, Team, ERA, W-L, SV, G/GS, IP, H, BB, K. Rows for 1944 to 1945.

Jim Dougherty

Table with columns: Year, Team, ERA, W-L, SV, G/GS, IP, H, BB, K. Rows for 1995 to 1999.

Vernon Van Duke Duncan

Table with columns: Year, Team, AVG, G, AB, R, H, 2B, 3B, HR, RBI. Rows for 1913 to 1915.

Tyrell Godwin

Table with columns: Year, Team, AVG, G, AB, R, H, 2B, 3B, HR, RBI. Rows for 2005 Wash.

Archibald "Moonlight" Graham

Table with columns: Year, Team, AVG, G, AB, R, H, 2B, 3B, HR, RBI. Rows for 1905 N.Y.(N).

Adam Greenberg

Table with columns: Year, Team, AVG, G, AB, R, H, 2B, 3B, HR, RBI. Rows for 2005 Chi.(N).

Bill Hayward

Table with columns: Year, Team, ERA, W-L, SV, G/GS, IP, H, BB, K. Rows for 1968 Wash.

Bunn Hearn

Table with columns: Year, Team, ERA, W-L, SV, G/GS, IP, H, BB, K. Rows for 1910 to 1918.

Harry Hedgepeth

Table with columns: Year, Team, ERA, W-L, SV, G/GS, IP, H, BB, K. Rows for 1913 Wash.

Garry Hill

Table with columns: Year, Team, ERA, W-L, SV, G/GS, IP, H, BB, K. Rows for 1969 Atl.

Herm Holshouser

Table with columns: Year, Team, ERA, W-L, SV, G/GS, IP, H, BB, K. Rows for 1930 STL.

John Humphries

Table with columns: Year, Team, ERA, W-L, SV, G/GS, IP, H, BB, K. Rows for 1938 to 1946.

Thomas Andrew Irwin

Table with columns: Year, Team, AVG, G, AB, R, H, 2B, 3B, HR, RBI. Rows for 1938 Cle.

Mike Jerzembeck

Table with columns: Year, Team, ERA, W-L, SV, G/GS, IP, H, BB, K. Rows for 1998 N.Y.(A).

Wilfred Ivy Johnston

Table with columns: Year, Team, AVG, G, AB, R, H, 2B, 3B, HR, RBI. Rows for 1924 Brook.

Clyde King

Table with columns: Year, Team, ERA, W-L, SV, G/GS, IP, H, BB, K. Rows for 1942 to 1951.

Bob Lawson

Table with columns: Year, Team, ERA, W-L, SV, G/GS, IP, H, BB, K. Rows for 1901 to 1902.

Dave Lemonds

Table with columns: Year, Team, ERA, W-L, SV, G/GS, IP, H, BB, K. Rows for 1969 to 1972.

Jesse Levis

Table with columns: Year, Team, AVG, G, AB, R, H, 2B, 3B, HR, RBI. Rows for 1951 to 2001.

Clem Llewellyn

Table with columns: Year, Team, ERA, W-L, SV, G/GS, IP, H, BB, K. Rows for 1922 N.Y.(A).

Dwight Lowry

Table with columns: Year, Team, AVG, G, AB, R, H, 2B, 3B, HR, RBI. Rows for 1984 to 1988.

James Bauch Mallory

Table with columns: Year, Team, AVG, G, AB, R, H, 2B, 3B, HR, RBI. Rows for 1940 Wash.

Matt Merullo

Table with columns: Year, Team, AVG, G, AB, R, H, 2B, 3B, HR, RBI. Rows for 1989 to 1995.

Bill Paschall

Table with columns: Year, Team, ERA, W-L, SV, G/GS, IP, H, BB, K. Rows for 1978 K.C.

John Peacock

Table with columns: Year, Team, AVG, G, AB, R, H, 2B, 3B, HR, RBI. Rows for 1934 to 1946.

Chris Pittaro

Table with columns: Year, Team, AVG, G, AB, R, H, 2B, 3B, HR, RBI. Rows for 1985 to 1987.

Low Riggs

Table with columns: Year, Team, AVG, G, AB, R, H, 2B, 3B, HR, RBI. Rows for 1934 to 1939.

Ernest "Mule" Sherry

Table with columns: Year, Team, AVG, G, AB, R, H, 2B, 3B, HR, RBI. Rows for 1924 Wash.

Paul Shuey

Table with columns: Year, Team, ERA, W-L, SV, G/GS, IP, H, BB, K. Rows for 1994 to 2008.

Ryan Snare

Table with columns: Year, Team, ERA, W-L, SV, G/GS, IP, H, BB, K. Rows for 2004 Texas.

Kyle Snyder

Table with columns: Year, Team, ERA, W-L, SV, G/GS, IP, H, BB, K. Rows for 2003 to 2008.

Fred Stem

Table with columns: Year, Team, AVG, G, AB, R, H, 2B, 3B, HR, RBI. Rows for 1908 to 1909.

George "Snuffy" Stinness

Table with columns: Year, Team, AVG, G, AB, R, H, 2B, 3B, HR, RBI. Rows for 1943 to 1950.

B.J. Surhoff

Table with columns: Year, Team, AVG, G, AB, R, H, 2B, 3B, HR, RBI. Rows for 1981 to 2005.

James "Shag" Thompson

Table with columns: Year, Team, AVG, G, AB, R, H, 2B, 3B, HR, RBI. Rows for 1914 to 1916.

George Turbeville

Table with columns: Year, Team, ERA, W-L, SV, G/GS, IP, H, BB, K. Rows for 1935 to 1937.

Walt Weiss

Table with columns: Year, Team, AVG, G, AB, R, H, 2B, 3B, HR, RBI. Rows for 1988 to 2000.

Burgess Whitehead

Table with columns: Year, Team, AVG, G, AB, R, H, 2B, 3B, HR, RBI. Rows for 1933 to 1946.

Marshall Williams

Table with columns: Year, Team, ERA, W-L, SV, G/GS, IP, H, BB, K. Rows for 1916 Phi.

Brad Woodall

Table with columns: Year, Team, ERA, W-L, SV, G/GS, IP, H, BB, K. Rows for 1994 to 2005.

Larry Woodall

Table with columns: Year, Team, AVG, G, AB, R, H, 2B, 3B, HR, RBI. Rows for 1920 to 1929.

ALL-TIME TAR HEELS IN MLB



Brian Roberts

Average
(min. 2.5 at-bats/team game)

1. Brian Roberts (1997)	.427
Jim Mooring (1961)	.427
3. Dustin Ackley (2009)	.417
Dustin Ackley (2008)	.417
5. Jeremy Cleveland (2003)	.410
6. Tim Fedroff (2008)	.404
7. Dustin Ackley (2007)	.402
8. B.J. Surhoff (1984)	.400
9. Manny DaSilva (1994)	.399
10. Charlie Carr (1966)	.397

At-Bats

1. Dustin Ackley (2007)	296
2. Chad Flack (2006)	292
3. Tim Federowicz (2007)	291
4. Tim Fedroff (2008)	285
5. Chad Flack (2007)	283
Reid Fronk (2007)	283
Chad Prosser (2003)	283
8. Ben Bunting (2011)	279
9. Dustin Ackley (2008)	278
10. Ben Bunting (2009)	274
Chad Flack (2008)	274
Chris Maples (2002)	274

Runs

1. Dustin Ackley (2008)	82
2. Adam Greenberg (2002)	80
3. Brian Roberts (1998)	79
4. Tim Fedroff (2008)	78
5. B.J. Surhoff (1985)	77
6. Levi Michael (2010)	76
7. Dustin Ackley (2009)	75
Russ Adams (2002)	75
9. Jeremy Cleveland (2003)	74
10. Reid Fronk (2007)	73

Hits

1. Dustin Ackley (2007)	119
2. Dustin Ackley (2008)	116
3. Tim Fedroff (2008)	115
4. Chad Flack (2006)	112
5. Dustin Ackley (2009)	111
6. Josh Horton (2006)	107
7. Kyle Seager (2009)	103
Jeremy Cleveland (2003)	103
9. Brian Roberts (1997)	102
10. Adam Greenberg (2000)	98



Kyle Seager

Doubles

1. Kyle Seager (2008)	30
2. Kyle Seager (2009)	26
3. Jarrett Shearin (1998)	25
4. Jacob Stallings (2012)	24
Chris Maples (2002)	24
Brian Roberts (1997)	24
7. Tim Fedroff (2008)	22
Seth Williams (2008)	22
Scott Bradley (1980)	22
10. Dustin Ackley (2008)	21
Tim Federowicz (2008)	21
Reid Fronk (2007)	21
Marshall Hubbard (2004)	21
Clay Hooper (2000)	21
Brian Roberts (1998)	21

Triples

1. Brian Goodwin (2010)	8
Rip Ryan (1949)	8
3. Adam Greenberg (2002)	7
Adam Greenberg (2000)	7
Chad Holbrook (1993)	7
6. Tommy Coyle (2012)	6
Chaz Frank (2012)	6
Josh Horton (2007)	6
Dick Prindle (1965)	6
10. Tim Fedroff (2008)	5
Kyle Seager (2008)	5
Kyle Shelton (2008)	5
Tim Fedroff (2007)	5
Reid Fronk (2007)	5
Chad Flack (2006)	5
Tyrell Godwin (1999)	5
Chad Holbrook (1992)	5
Donnie Leshnock (1991)	5
B.J. Surhoff (1984)	5
Drex Roberts (1983)	5
Chris Pittaro (1981)	5
Jim Atkinson (1979)	5
Ferg Norton (1960)	5

Home Runs

1. Devy Bell (1986)	24
2. Chris Maples (2002)	23
3. Dustin Ackley (2009)	22
Cookie Massey (1994)	22
Scott Johnson (1985)	22
6. Michael Stoner (1996)	20
7. Jeremy Cleveland (2003)	19
8. Cookie Massey (1993)	18
9. Marshall Hubbard (2004)	17
Adam Greenberg (2002)	17
Chris Cox (1993)	17
Chris Cox (1992)	17
Devy Bell (1997)	17
Darin Campbell (1987)	17

Extra Base Hits

1. Chris Maples (2002)	48
2. Dustin Ackley (2009)	44
Kyle Seager (2008)	44
4. Jarrett Shearin (1998)	42
5. Marshall Hubbard (2004)	41
Adam Greenberg (2002)	41
7. Jeremy Cleveland (2003)	40
Scott Johnson (1985)	40
9. Tim Fedroff (2008)	39
Cookie Massey (1994)	39

Runs Batted In

1. Marshall Hubbard (2004)	83
2. Scott Johnson (1985)	81
3. Chris Maples (2002)	79
4. Kyle Seager (2008)	75
5. Dustin Ackley (2007)	74
6. Dustin Ackley (2009)	73
Sean Farrell (2002)	73
Steve Estroff (1990)	73
9. Colin Moran (2011)	71
Tim Fedroff (2008)	71
Chris Iannetta (2004)	71

Total Bases

1. Dustin Ackley (2009)	203
2. Chris Maples (2002)	190
3. Tim Fedroff (2008)	183
4. Jeremy Cleveland (2003)	182
5. Chad Flack (2006)	179
6. Dustin Ackley (2007)	175
7. Adam Greenberg (2002)	172
8. Dustin Ackley (2008)	166
Marshall Hubbard (2004)	166
10. Jarrett Shearin (1998)	161

Stolen Bases

1. Brian Roberts (1998)	63
2. Brian Roberts (1997)	47
3. Russ Adams (2002)	45
4. Chad Holbrook (1993)	40
5. Steve Mrowka (1986)	38
6. Adam Greenberg (2002)	35
7. Steve Mrowka (1987)	33
B.J. Surhoff (1984)	33
9. Adam Greenberg (2001)	29
Tyrell Godwin (1999)	29
B.J. Surhoff (1985)	29

Walks

1. Dan Moylan (1999)	68
2. Barney Spooner (1982)	59
3. Dan Moylan (2000)	57
4. Dustin Ackley (2008)	53
5. Russ Adams (2002)	52
6. Dustin Ackley (2009)	50
Brian Roberts (1998)	50
8. Levi Michael (2011)	49
Chris LaMarsh (1999)	49
Dan Moylan (1998)	49



Devy Bell

Dustin Ackley



Average (min. two years, 200 at-bats)

1. Dustin Ackley (2007-09)	.412
2. B.J. Surhoff (1983-85)	.392
3. Brian Roberts (1997-98)	.389
4. Tim Fedroff (2007-08)	.379
5. Roy Clark (1978-79)	.363
6. Tyrell Godwin (1998-2000)	.362
7. Josh Horton (2005-07)	.360
8. Danny Talbott (1965-67)	.357
9. Kyle Seager (2007-09)	.353
10. Scott Bradley (1979-81)	.351

At-Bats

1. Chad Flack (2005-08)	1,058
2. Chad Prosser (2000-03)	935
3. Jarrett Shearin (1996-99)	907
4. Chad Holbrook (1990-93)	894
5. Ben Bunting (2008-11)	874
6. Sean Farrell (2000-03)	865
7. Dustin Ackley (2007-09)	840
8. Greg Mangum (2002-05)	827
9. Clay Hooper (1996-2000)	812
10. Tim Federowicz (2006-08)	805

Runs

1. Dustin Ackley (2007-09)	227
2. Jarrett Shearin (1996-99)	219
3. Chad Flack (2005-08)	207
4. Adam Greenberg (2000-02)	201
5. Sean Farrell (2000-03)	199
6. B.J. Surhoff (1983-85)	187
7. Chad Prosser (2000-03)	186
8. Levi Michael (2009-11)	183
9. Ben Bunting (208-11)	180
10. Chad Holbrook (1990-93)	179

Hits

1. Dustin Ackley (2007-09)	346
2. Chad Flack (2005-08)	328
3. Chad Prosser (2000-03)	291
4. Sean Farrell (2000-03)	288
5. Jarrett Shearin (1996-99)	284
6. Chad Holbrook (1990-93)	273
7. Ben Bunting (2008-11)	266
8. B.J. Surhoff (1983-85)	265
9. Josh Horton (2005-07)	264
10. Kyle Seager (2007-09)	258

Doubles

1. Jarrett Shearin (1996-99)	73
2. Kyle Seager (2007-09)	66
3. Sean Farrell (2000-03)	63
4. Chad Flack (2005-08)	60
5. Dustin Ackley (2007-09)	59
6. Tim Federowicz (2006-08)	57
7. Jacob Stallings (2009-12)	56
8. Seth Williams (2005-08)	52
9. Pete Kumiega (1980-83)	51
10. Dan Moylan (1998-2000)	49

Triples

1. Adam Greenberg (2000-02)	17
2. Chad Holbrook (1990-93)	14
3. Ferg Norton (1959-61)	12
4. Tommy Coyle (2010-12)	11
Levi Michael (2009-11)	11
Dustin Ackley (2007-09)	11
Tyrell Godwin (1998-2000)	11
Jim Atkinson (1976-79)	11
9. Chaz Frank (2010-present)	10
Kyle Seager (2007-09)	10
Tim Fedroff (2007-08)	10
Josh Horton (2005-07)	10
Jarrett Shearin (1996-99)	10

Home Runs

1. Devy Bell (1984-87)	57
2. Chris Cox (1990-93)	49
3. Chad Flack (2005-08)	42
4. Sean Farrell (2000-03)	40
Jarrett Shearin (1996-99)	40
Cookie Massey (1993-94)	40
Scott Johnson (1983-86)	40
8. Dustin Ackley (2007-09)	39
Ryan Earey (1998-2000)	39
Pete Kumiega (1980-83)	39

Extra Base Hits

1. Jarrett Shearin (1996-99)	123
2. Dustin Ackley (2007-09)	109
3. Chad Flack (2005-08)	108
4. Sean Farrell (2000-03)	107
5. Pete Kumiega (1980-83)	103
6. Adam Greenberg (2000-02)	89
7. Seth Williams (2005-08)	87
8. Chris Cox (1990-93)	86
Devy Bell (1984-87)	86
B.J. Surhoff (1983-85)	86

B.J. Surhoff



Chad Flack



Runs Batted In

1. Sean Farrell (2000-03)	214
Jarrett Shearin (1996-99)	214
3. Chad Flack (2005-08)	212
4. Dustin Ackley (2007-09)	198
5. Devy Bell (1984-87)	192
6. Pete Kumiega (1980-83)	187
7. Ryan Earey (1998-2000)	185
8. Scott Johnson (1983-86)	177
8. Tim Federowicz (2006-08)	175
10. Kyle Seager (2007-09)	167

Total Bases

1. Dustin Ackley (2007-09)	544
2. Chad Flack (2005-08)	526
3. Sean Farrell (2000-03)	515
4. Jarrett Shearin (1996-99)	497
5. Devy Bell (1984-87)	433
6. Pete Kumiega (1980-83)	428
7. B.J. Surhoff (1983-85)	423
8. Adam Greenberg (2000-02)	413
9. Kyle Seager (2007-09)	395
10. Seth Williams (2005-08)	390

Stolen Bases

1. Brian Roberts (1997-98)	110
2. Chad Holbrook (1990-93)	98
3. Russ Adams (2000-02)	93
4. Adam Greenberg (2000-02)	92
5. B.J. Surhoff (1983-85)	84
6. Jarrett Shearin (1996-99)	75
7. Dave Arendas (1987-90)	74
8. Steve Mrowka (1986-87)	71
9. Greg Schuler (1980-83)	66
10. Jim Rouse (1977-80)	65

Walks

1. Dan Moylan (1998-2000)	174
2. Sean Farrell (2000-03)	136
3. Dustin Ackley (2007-09)	133
4. Chris LaMarsh (1996-99)	125
5. Adam Greenberg (2000-02)	124
6. Levi Michael (2009-11)	119
7. Brad Woodall (1988-91)	118
8. Jacob Stallings (2009-12)	114
9. Jarrett Shearin (1996-99)	113
10. Tommy Coyle (2010-12)	111
Dave Arendas (1987-90)	111

Alex White



Andrew Miller



Andrew Carignan



Games

1.	Rob Wooten (2007)	47
2.	Rob Wooten (2008)	44
	Derrick DePriest (1998)	44
4.	Brian Moran (2008)	40
	Andrew Carignan (2007)	40
6.	Michael Morin (2012)	38
	R.C. Orlan (2012)	38
	Jonathan Hovis (2006)	38
	Thad Chrismon (1993)	38
10.	Brian Moran (2009)	36
	Derrick DePriest (1999)	36
	Thad Chrismon (1995)	36

Wins

1.	Greg Norris (1978)	14
2.	Patrick Johnson (2011)	13
	Alex White (2008)	13
	Andrew Miller (2006)	13
5.	Adam Warren (2007)	12
	Jim Dougherty (1990)	12
	John Thoden (1989)	12
8.	Robert Woodard (2007)	11
	Derek Manning (1993)	11
	Scott Bankhead (1984)	11
	Mark Ochal (1981)	11
	Tom Buskey (1969)	11
	Sean Murphy (1995)	11

Winning Percentage (min. 5 decisions)

1.	Adam Warren (12-0) (2007)	1.000
	Scott Bankhead (11-0) (1984)	1.000
	Scott Bankhead (9-0) (1983)	1.000
	Garry Hill (8-0) (1967)	1.000
	Robert Woodard (8-0) (2005)	1.000
	Scott Manshack (7-0) (2002)	1.000
	Scott Autrey (7-0) (2000)	1.000
	Nicky Warren (7-0) (1961)	1.000
	Luke Putkonen (6-0) (2006)	1.000
	Brad Woodall (6-0) (1989)	1.000
	Matt Danford (5-0) (2007)	1.000
	B.J. Finnerty (5-0) (2000)	1.000
	Bill Paschall (5-0) (1974)	1.000
	Chris Elmore (5-0) (1998)	1.000

Innings

1.	John Thoden (1989)	133.2
2.	Andrew Miller (2006)	123.1
3.	Derek Manning (1993)	117.2
4.	Jim Dougherty (1990)	115.2
5.	Robert Woodard (2007)	114.2
6.	Derrick DePriest (1998)	114.1
7.	Greg Norris (1978)	113.2
8.	Patrick Johnson (2011)	113.0
9.	Sean Murphy (1995)	112.0
10.	Kent Emanuel (2012)	110.0

Earned Run Average (min. 55 innings)

1.	Garry Hill (1967)	0.70
2.	Wayne Young (1958)	0.89
3.	Eddie Hill (1970)	1.07
4.	Bill Haywood (1964)	1.13
5.	Jonathan Hovis (2006)	1.17
6.	Roger Williams (1983)	1.19
	Brad Woodall (1989)	1.19
8.	Chalmers Port (1953)	1.22
9.	Michael Morin (2012)	1.40
10.	Andrew Carignan (2007)	1.43
	Bill Paschall (1975)	1.43

Strikeouts

1.	Andrew Miller (2006)	133
2.	Patrick Johnson (2011)	125
	Sean Murphy (1995)	125
4.	Scott Bankhead (1984)	124
5.	Alex White (2009)	121
6.	Greg Norris (1978)	118
7.	Alex White (2008)	113
	Sean Murphy (1994)	113
	Roger Williams (1983)	113
10.	Derek Manning (1993)	105


Complete Games (since 1955)

1.	Greg Norris (1978)	13
2.	Tom Buskey (1969)	10
3.	Wayne Young (1960)	9
4.	John Thoden (1989)	8
	Bill Paschall (1976)	8
	Garry Hill (1967)	8
	Wayne Young (1958)	8
	Jim Raugh (1957)	8
9.	Michael Hoog (1988)	7
	Bob Thomson (1976)	7
	Tom Maultsby (1955)	7

Saves (since 1990)

1.	Michael Morin (2012)	19
2.	Andrew Carignan (2007)	18
	Thad Chrismon (1993)	18
4.	Andrew Carignan (2006)	15
5.	Derrick DePriest (2000)	12
	Thad Chrismon (1995)	12
8.	Michael Morin (2011)	10
	Corey Richardson (1996)	10
	Thad Chrismon (1994)	10
	James Parks (1981)	10

Wayne Young



Scott Bankhead



Robert Woodard

**Games**

1. Thad Chrismon (1992-95)	141
2. Derrick DePriest (1997-2000)	124
3. Whitley Benson (2001-04)	115
4. Matt Danford (2003, 2005-07)	114
5. Rob Wooten (2005-08)	110
6. Jonathan Hovis (2003-06)	106
7. Kevin Brower (2001-04)	105
8. Brad Woodall (1988-91)	97
9. Michael Morin (2010-12)	94
Scott Senatore (2001-04)	94

Wins

1. Robert Woodard (2004-07)	34
2. Adam Warren (2006-09)	32
3. Michael Hoog (1987-90)	30
4. Jim Dougherty (1987-90)	28
5. Alex White (2007-09)	27
Andrew Miller (2004-06)	27
7. Thad Chrismon (1992-95)	26
8. Patrick Johnson (2008-11)	25
9. Daniel Bard (2004-06)	24
Roger Williams (1983-85)	24
Scott Bankhead (1982-84)	24

Winning Percentage (min. 20 decisions)

1. Adam Warren, 32-4 (2006-09)	.889
2. Scott Bankhead, 24-3 (1982-84)	.889
3. Robert Woodard, 34-5 (2004-07)	.872
4. Chris Elmore, 19-3 (1997-2000)	.864
5. John Thoden, 20-4 (1987-89)	.833
6. Paul Shuey, 18-4 (1990-92)	.818
7. Mark Ochal, 21-5 (1980-81)	.808
8. Roger Williams, 24-6 (1983-85)	.800
9. Greg Norris, 23-6 (1977-79)	.793
10. Kent Emanuel, 17-5 (2011-present)	.773

Innings

1. Michael Hoog (1987-90)	390.0
2. Robert Woodard (2004-07)	377.1
3. Jim Dougherty (1987-90)	357.0
4. Thad Chrismon (1992-95)	330.0
5. Andrew Miller (2004-06)	309.0
6. Alex White (2007-09)	307.0
7. Patrick Johnson (2008-11)	288.2
8. Derrick DePriest (1997-2000)	287.0
9. Daniel Bard (2004-06)	286.0
Derek Manning (1989-93)	286.0

Adam Warren

**Earned Run Average (min. 2 yrs., 150 inn.)**

1. Bill Haywood (1963-64)	1.36
2. Wayne Young (1958-60)	1.53
3. Tom Buskey (1967-69)	1.75
4. Bill Paschall (1973-76)	1.95
5. David Kirk (1978-80)	2.04
6. Kent Emanuel (2011-present)	2.05
7. Mike Merritt (1972-75)	2.16
8. Chalmers Port (1951-53)	2.20
9. Jim Raugh (1955-57)	2.39
10. Scott Bankhead (1982-84)	2.47

Strikeouts

1. Andrew Miller (2004-06)	325
2. Alex White (2007-09)	317
3. Patrick Johnson (2008-11)	311
4. Michael Hoog (1987-90)	289
5. Jim Dougherty (1987-90)	281
6. Thad Chrismon (1992-95)	279
7. Mike Bynum (1997-99)	276
8. Ryan Snare (1998-2000)	269
9. Robert Woodard (2004-07)	264
10. Matt Harvey (2008-10)	263

Complete Games (since 1955)

1. Wayne Young (1958-60)	21
2. Jim Raugh (1955-57)	19
Bill Paschall (1973-76)	19
4. Greg Norris (1977-79)	18
5. Mike Merritt (1972-75)	17
Tom Buskey (1967-69)	17
7. John Dannemann (1971-74)	16
8. John Thoden (1987-89)	15
9. Michael Hoog (1987-90)	13
10. Jim Dougherty (1987-90)	12

Saves (since 1990)

1. Thad Chrismon (1992-1995)	41
2. Andrew Carignan (2005-07)	33
3. Michael Morin (2010-12)	32
4. Derrick DePriest (1997-2000)	26
5. Gordon Douglas (1983-86)	21
6. Paul Shuey (1990-92)	18
7. Rich Fernandez (1988-91)	17
Corey Richardson (1995-99)	15
James Parks (1978-81)	15
9. Whitley Benson (2001-04)	11
Michael Gross (2001-04)	11

Current players in bold

The Last Time A Tar Heel ...**Homered Leading Off A Game:**
Levi Michael vs. Charlotte, May 18, 2010**Hit Two Home Runs In A Game:**
Garrett Gore vs. Kansas, May 31, 2009**Hit Three Home Runs In A Game:**
Chris Maples vs. NC State, April 20, 2002**Hit A Grand Slam:**
Tommy Coyle vs. NC State, March 26, 2012**Hit Home Runs In Consecutive At-Bats:**
Garrett Gore vs. Kansas, May 31, 2009**Hit Home Runs In Three Straight At-Bats:**
Adam Greenberg vs. Towson, March 27, 2002**Hit Two Home Runs In One Inning:**
Chris Maples vs. Fla. State, March 23, 2002 (7th)**Hit A Home Run In His First Collegiate Game:**
Drew Poulk vs. Seton Hall, Feb. 16, 2007**Hit A Home Run In His First Collegiate At-Bat:**
Drew Poulk vs. Seton Hall, Feb. 16, 2007**Hit A Home Run In His First Collegiate At-Bat:**
Drew Poulk vs. Seton Hall, Feb. 16, 2007**Hit An Inside-The-Park Home Run:**
Jay Cox at Georgia Tech, April 11, 2004**Hit A Game-Winning, Walk-Off Home Run:**
Ryan Graepel vs. High Point, April 28, 2010 (10)**Hit For The Cycle:**
Colin Moran vs. Wright State, Feb. 25, 2012**Had Five Hits In A Game:**
Colin Moran vs. Wright State, Feb. 25, 2012**Stole Home:**
Tom Zengel at Virginia Tech, March 20, 2011**Pitched A No-Hitter:**
Greg Norris vs. East Tennessee State, April 28, 1978**Pitched A One-Hitter:**
Alex White vs. Miami, April 17, 2009**Had 10-Plus Strikeouts In A Game:**
Hobbs Johnson vs. Virginia Tech, May 19, 2012 (10)**Pitched a Complete Game:**
Kent Emanuel vs. Texas, June 20, 2011**Pitched A Complete-Game Shutout:**
Kent Emanuel vs. Texas, June 20, 2011**The Last Time The Tar Heels ...****Had Back-to-Back Home Runs:**
First inning at NC State, April 16, 2011
(Levi Michael and Colin Moran)**Had Three Consecutive Home Runs:**
Sixth inning vs. Princeton, March 20, 2002
(Ryan Blake, Chris Maples, Chris Iannetta)**Scored 20 Or More Runs In A Game:**
25-1 win over Princeton, March 16, 2010**Scored 25 Or More Runs In A Game:**
25-1 win over Princeton, March 16, 2010**Scored 10 Or More Runs In An Inning:**
11 vs. Florida State, April 25, 2008 (8th)**Had 20 Or More Hits In A Game:**
22 vs. Princeton, March 16, 2010**Had 25 Or More Hits In A Game:**
26 vs. Davidson, March 28, 2007**Pitched A Combined No-Hitter:**
vs. Towson, March 23, 1999
(Chris Elmore, Ryan Earey)**Pitched A Combined One-Hitter:**
at Duke, May 13, 2012 (Shane Taylor, Michael Morin)**Had 15 Or More Strikeouts In A Game:**
15 at Clemson, April 23, 2010 (Matt Harvey)**Did Not Issue A Walk In A Game:**
vs. Xavier, Feb. 17, 2012 (Kent Emanuel, Shane Taylor, Hobbs Johnson, Mason McCullough)**Turned A Triple Play:**
April 25, 2004 at Duke (5th)
(6-3: With runners on first and second, 1B Wes Moyer caught a pop bunt for the first out, stepped on first for the second out and threw to SS Greg Mangum at second for the third out.)

Single-Season Individual Records

Batting

At Bats: 297, Dustin Ackley (2007)
Games: 73, Dustin Ackley, Tim Federowicz, Reid Fronk, Chad Flack, Josh Horton (2007)
Runs: 82, Dustin Ackley (2008)
Hits: 119, Dustin Ackley (2007)
Walks: 68, Dan Moylan (1999)
Total Bases: 203, Dustin Ackley (2009)
Doubles: 30, Kyle Seager (2008)
Triples: 8, Rip Ryan (1949)
Home Runs: 24, Devy Bell (1986)
Extra-Base Hits: 48, Chris Maples (2002)
Slugging Pct.: .766, Cookie Massey (1994)
Runs Batted In: 83, Marshall Hubbard (2004)
Average: .427, Brian Roberts (1997)
Stolen Bases: 63, Brian Roberts (1998)
Hit By Pitch: 28, Ryan Earey (2000)
Hit Streak: 31 games, Ron Maurer (1990)

Fielding

Putouts: 577, Steve Estroff (1990)
Assists: 220, Ron Maurer (1990)
Errors: 33, Darin Campbell (1986)

Pitching

ERA: 0.70, Garry Hill (1967)
Wins: 14, Greg Norris (1978)
Games: 47, Rob Wooten (2007)
Innings: 133.2, John Thoden (1990)
Strikeouts: 133, Andrew Miller (2006)
Winning Percentage: (min. 5 decisions) - 1.000, 13 pitchers on 14 occasions; most recently by Adam Warren, 12-0 (2010)
Starts: 19, John Thoden (1989)
Complete Games: 13, Greg Norris (1978)
Pickoffs: 18, Eric Henderson (2000)
Relief Outings: 47, Rob Wooten (2007)
Saves: 19, Michael Morin (2012)
Shutouts: 3, Bill Paschall (1974), Mike Merritt (1972) and Jerry Davis (1964)
Consecutive Wins: 14, Greg Norris (1978)

Single-Season Team Records

Highest Batting Average: .325, 752-2315 (2002)
Lowest Batting Average: .209, 188-901 (1952)
Most Games: 73 (2007)
Most At-Bats: 2,601 (2007, 73 games)
Most Runs: 541 (2002, 63 games)
Fewest Runs: 88 (1970, 30 games)
Most Hits: 820 (2007, 73 games)
Fewest Hits: 178 (1973, 26 games)
Most Doubles: 175 (2008, 68 games)
Most Triples: 28 (2009, 66 games)
Most Home Runs: 108 (2002, 63 games)

Fewest Home Runs: 5 (1972, 32 games)
Most Stolen Bases: 135 (1983, 174 attempts, 52 games)
Most Walks (Batting): 324 (1990, 65 games)
Most Strikeouts (Batting): 463 (1998, 65 games)
Highest Fielding Pct.: .974 (2007)
Most Games Won: 57 (2007)
Most Games Lost: 31 (1997)
Longest Winning Streak: 21 (2000)
Longest Losing Streak: 8 (1997)
Longest Game, Innings: 15 (four times)

Career Individual Records

Batting

At Bats: 1,058, Chad Flack (2005-08)
Games: 267, Chad Flack (2005-08)
Runs: 227, Dustin Ackley (2007-09)
Hits: 346, Dustin Ackley (2007-09)
Walks: 174, Dan Moylan (1998-2000)
Total Bases: 544, Dustin Ackley (2007-09)
Doubles: 73, Jarrett Shearin (1996-99)
Triples: 17, Adam Greenberg (2000-02)
Home Runs: 57, Devy Bell (1984-87)
Slugging Pct.: .667 Cookie Massey (1993-94)
Runs Batted In: 214, Jarrett Shearin (1996-99); Sean Farrell (2000-03)
Average: .412, Dustin Ackley (2007-09)
Stolen Bases: 110, Brian Roberts (1997-98)
Hit By Pitch: 51, Ryan Earey (1998-2000)

Pitching

ERA: 1.36, Bill Haywood (1963-64)
Wins: 34, Robert Woodard (2004-07)
Games: 141, Thad Chrismon (1992-95)
Innings: 390.0, Michael Hoog (1987-90)
Strikeouts: 325, Andrew Miller (2004-06)
Winning Pct.: .889 (32-4), Adam Warren (2006-09)
Starts: 60, Michael Hoog (1987-90)
Complete Games: 21, Wayne Young (1958-60)
Relief Outings: 135, Thad Chrismon (1992-95)
Saves: 41, Thad Chrismon (1992-95)
Shutouts: 7, Mike Merritt (1972-75)
Consecutive Wins: 20, Scott Bankhead (1983-84)

Single-Game Individual Records

At-Bats: 8, by three players, most recently by Scott Johnson vs. Baptist (2/21/85)
Runs: 5, by eight players, most recently by Tommy Coyle vs. Princeton (3/16/10)
Hits: 6, Greg Schuler vs. Baptist (4/13/82)
RBI: 10, Cookie Massey vs. Marist (3/16/94)
Total Bases: 15, Scott Johnson vs. East Carolina (3/21/85)
Doubles: 4, by four players, most recently by Kyle Seager at Georgia Tech (4/5/09)
Triples: 2, by five players, most recently by



Michael Morin set a UNC and ACC single-season record with 19 saves in 2012.

Kyle Shelton vs. VCU (3/12/08)
Home Runs: 3, by eight players, most recently by Chris Maples vs. NC State (4/20/02)
Stolen Bases: 5, Steve Mrowka vs. Campbell (5/7/86); Brian Roberts vs. Maryland (3/7/98)
Strikeouts: 19, Roger Williams vs. Duke (4/1/85)

Current players in bold

Carolina's Longest Hitting Streaks

Name	Year	Streak
1. Ron Maurer	1990	31
2. Scott Bradley	1980	30
3. Dustin Ackley	2007	28
4. Kyle Seager	2008	27
5. Chris Madonna	1994	26

Team Records

Average

- .325 (2002)
- .324 (2008)
- .323 (2000)
- .322 (1984)
- .321 (2006)
- .319 (2003)
- .319 (1983)
- .316 (1980)
- .315 (2007)
- .315 (1999)

Hits

- 820 (2007)
- 796 (2008)
- 785 (2006)
- 753 (2003)
- 752 (2002)
- 733 (2009)
- 719 (2000)
- 674 (2004)
- 670 (1998)
- 650 (2010)

Doubles

- 175 (2008)
- 153 (2002)
- 143 (2007)
- 137 (1998)
- 136 (2006)
- 134 (1997)
- 133 (2004)
- 132 (2003)
- 130 (1999)
- 129 (1995)

Triples

- 28 (2009)
- 26 (2011)
- 25 (2012)
- 24 (2008)
- 24 (1949)
- 23 (2007)
- 22 (1981)
- 22 (2010)
- 19 (2000)
- 18 (2002)
- 18 (1978)

Home Runs

- 108 (2002)
- 95 (1986)
- 92 (1998)
- 83 (2006)
- 83 (1994)
- 80 (1997)
- 78 (1987)
- 78 (1985)
- 76 (1988)
- 74 (1981)

Runs

- 541 (2002)
- 535 (2007)
- 522 (2000)
- 514 (2008)
- 513 (2006)
- 507 (2003)
- 493 (1998)
- 482 (2009)
- 466 (2010)
- 464 (1999)

Extra Base Hits

- 279 (2002)
- 257 (2008)
- 244 (1998)
- 238 (2007)
- 231 (2006)
- 222 (2009)
- 222 (1997)
- 218 (2003)
- 216 (2000)
- 216 (1994)

Total Bases

- 1265 (2002)
- 1225 (2007)
- 1194 (2006)
- 1193 (2008)
- 1128 (2003)
- 1121 (2009)
- 1113 (1998)
- 1092 (2000)
- 1034 (2004)
- 1018 (1997)

Runs Batted In

- 497 (2007)
- 491 (2002)
- 479 (2000)
- 471 (2006)
- 468 (2008)
- 456 (1998)
- 452 (2003)
- 447 (2009)
- 421 (2010)
- 411 (2011)

Stolen Bases

- 135 (1983)
- 133 (1981)
- 132 (2000)
- 128 (1998)
- 127 (2002)
- 127 (1999)
- 122 (1982)
- 121 (1987)
- 120 (1993)
- 115 (1979)

Walks

- 358 (2011)
- 324 (1990)
- 315 (2009)
- 312 (2002)
- 306 (1998)
- 304 (2012)
- 301 (2010)
- 300 (2000)
- 289 (1999)
- 283 (2008)

Slugging Percentage

- .546 (2002)
- .509 (1986)
- .507 (1994)
- .499 (1998)
- .498 (1987)
- .492 (1997)
- .492 (1983)
- .491 (2000)
- .489 (1999)
- .488 (2006)
- .488 (1985)

Year-By-Year Batting Statistics (since 1970)

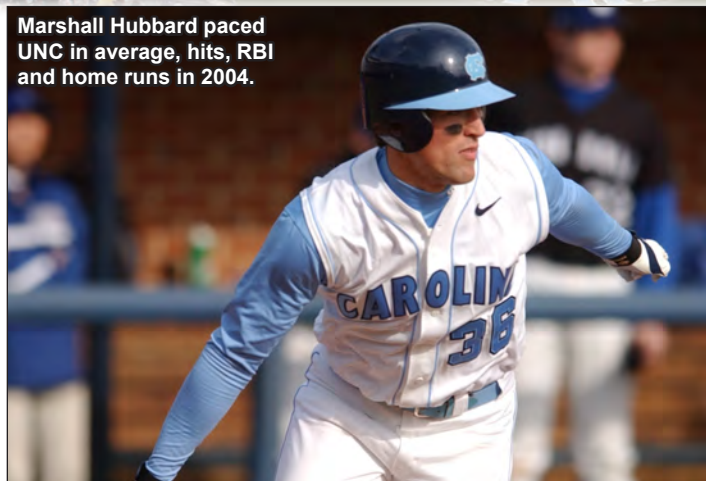
Table with columns: Year, AVG, G, AB, R, H, 2B, 3B, HR, RBI, TB, SLG%, BB, HBP, SO, GDP, OB%, SF, SH, SB-ATT, PO, A, E, FLD%. Contains data for years 2012-2000, 1999-1990, 1989-1980, 1979-1970.

Year-By-Year Pitching Statistics (since 1970)

Table with columns: Year, ERA, W-L, APP, CG, SHO/CBO, SV, IP, H, R, ER, BB, SO, 2B, 3B, HR, BF, B/AVG, WP, HBP, BK, SFA, SHA. Contains data for years 2012-2000, 1999-1990, 1989-1980, 1979-1970.



B.J. Surhoff led Carolina in average and base hits for three straight years from 1983-85.




Marshall Hubbard paced UNC in average, hits, RBI and home runs in 2004.

Year	Average	Runs	Hits	Home Runs	Runs Batted In
1954	Will Frye (.354)	Connie Gravitte (25)	Fred Dale (30)	Connie Gravitte (6)	Connie Gravitte (16)
1955	Tom Zachary (.380)	Connie Gravitte (25)	Connie Gravitte (31)	Connie Gravitte (7)	Al Long (16)
1956	Ivalee Hill (.358)	Don Lewis (21)	Jack Woods (28)	Ivalee Hill (4)	Ivalee Hill (24)
1957	Dick Hudson (.313)	Joe Shook (20)	three with 26	Ivalee Hill (2)	Hudson, Honeycutt (14)
1958	Gerald Griffin (.337)	Carson Oldham (30)	Gerald Griffin (35)	Gerald Griffin (2)	Alton Pons (25)
1959	John Burgwyn (.324)	Gerald Griffin (16)	John Burgwyn (24)	Ferg Norton (2)	Vaughn Bryson (12)
1960	Gerald Griffin (.321)	Ferg Norton (29)	Gerald Griffin (36)	Griffin, Norton (3)	Gerald Griffin (21)
1961	Jim Mooring (.427)	Ferg Norton (21)	Jim Mooring (32)	Mooring, DeLollo (3)	Jim Mooring (21)
1962	Buddy Tilden (.339)	Paul Swing (22)	Neal, Swing (28)	Tilden, Neal (2)	Larry Neal (16)
1963	Tom Wright (.377)	Dick Prindle (24)	Jim Speight (35)	Ken Willard (4)	Ken Willard (18)
1964	John Shaw (.364)	Jim Speight (32)	Dick Prindle (41)	Ken Willard (11)	Ken Willard (40)
1965	Danny Talbott (.362)	Taylor, Prindle (21)	Danny Talbott (38)	Bonccek, Black (3)	Danny Talbott (24)
1966	Charlie Carr (.397)	Charlie Carr (26)	Danny Talbott (51)	four with 3	Carr, Talbott (21)
1967	Skip Hull (.363)	Danny Talbott (20)	Danny Talbott (32)	Garry Hill (4)	Danny Talbott (18)
1968	Doug Lanham (.333)	Ron Lemonds (22)	Skip Hull (36)	Skip Hull (4)	Skip Hull (26)
1969	Eddie Hill (.377)	Eddie Hill (23)	Eddie Hill (46)	Skip Hull (7)	Skip Hull (27)
1970	Eddie Hill (.357)	Eddie Hill (16)	Eddie Hill (35)	Eddie Hill (5)	Eddie Hill (14)
1971	Doug Lanham (.336)	Bob Elliott (31)	Jack Gillis (44)	Larry Kiser (4)	Jack Gillis (31)
1972	Tom Gillis (.344)	Mike Roberts (25)	Bobby Guthrie (36)	Mike Roberts (2)	Jack Leachman (22)
1973	Jack Leachman (.243)	Lee Smith (12)	Kennedy, Guthrie (21)	three with 2	Guthrie, Lydecker (12)
1974	Dale Lydecker (.350)	Bobby Guthrie (26)	Bobby Guthrie (43)	Bobby Guthrie (6)	Bobby Guthrie (24)
1975	Steve Rackley (.319)	Steve Rackley (25)	Chris Knepp (40)	Early Jones (4)	Mike Wilkerson (27)
1976	Kevin Haeblerle (.346)	Steve Rackley (24)	Steve Rackley (38)	Early Jones (4)	three with 18
1977	Jim Atkinson (.341)	Jim Atkinson (23)	Randy Warrick (43)	Jim Atkinson (5)	Jim Atkinson (23)
1978	Dave Barnett (.356)	Jim Atkinson (45)	Jim Atkinson (71)	three with 6	Greg Robinson (49)
1979	Roy Clark (.382)	Jim Atkinson (56)	Roy Clark (84)	Jim Atkinson (16)	Jim Atkinson (52)
1980	Scott Bradley (.386)	Scott Bradley (59)	Scott Bradley (96)	Scott Bradley (10)	Scott Bradley (63)
1981	Joe Reto (.392)	Drex Roberts (55)	Scott Bradley (76)	Joe Reto (13)	Scott Bradley (50)
1982	Chris Pittaro (.283)	Barney Spooner (42)	Pete Kumiega (60)	Pete Kumiega (12)	Pete Kumiega (42)
1983	B.J. Surhoff (.386)	Drex Roberts (65)	B.J. Surhoff (80)	Pete Kumiega (12)	Jeff Hubbard (56)
1984	B.J. Surhoff (.400)	B.J. Surhoff (65)	B.J. Surhoff (98)	Todd Wilkinson (14)	Todd Wilkinson (57)
1985	B.J. Surhoff (.388)	B.J. Surhoff (77)	B.J. Surhoff (87)	Scott Johnson (22)	Scott Johnson (81)
1986	Darin Campbell (.349)	Devy Bell (57)	Devy Bell (73)	Devy Bell (24)	Devy Bell (64)
1987	Jesse Levis (.344)	Steve Mrowka (56)	Howard Freiling (72)	Bell, Campbell (17)	Howard Freiling (69)
1988	Tom Nevin (.343)	Tom Nevin (70)	Tom Nevin (81)	Tom Nevin (13)	Darin Campbell (49)
1989	Jesse Levis (.341)	Jesse Levis (41)	Jesse Levis (78)	Todd Nichols (8)	Todd Nichols (40)
1990	Steve Estroff (.389)	Kurt Green (53)	Steve Estroff (89)	Steve Estroff (15)	Steve Estroff (73)
1991	Cy Richardson (.333)	Brad Woodall (45)	Chad Holbrook (66)	Chris Cox (12)	Darren Villani (49)
1992	Donnie Leshnock (.336)	Manny DaSilva (39)	Chad Holbrook (65)	Chris Cox (17)	Chris Cox (43)
1993	Chad Holbrook (.353)	Chad Holbrook (56)	Chad Holbrook (88)	Cookie Massey (18)	Manny DaSilva (66)
1994	Manny DaSilva (.399)	Manny DaSilva (61)	Manny DaSilva (93)	Cookie Massey (22)	Cookie Massey (49)
1995	Josh Rowell (.381)	Michael Stoner (47)	Michael Stoner (81)	Michael Stoner (12)	David Boone (51)
1996	Mitch Jones (.369)	Michael Stoner (55)	Michael Stoner (79)	Michael Stoner (20)	Michael Stoner (65)
1997	Brian Roberts (.427)	Brian Roberts (63)	Brian Roberts (102)	Gregg Donohue (15)	Gregg Donohue (60)
1998	Brian Roberts (.353)	Brian Roberts (79)	Brian Roberts (91)	Jarrett Shearin (14)	Jarrett Shearin (68)
1999	Tyrell Godwin (.371)	Moylan, Shearin (57)	Godwin, Hooper (82)	Ryan Earey (15)	Ryan Earey (63)
2000	Adam Greenberg (.386)	Adam Greenberg (69)	Adam Greenberg (98)	Ryan Earey (14)	Godwin, Earey (67)
2001	Chad Prosser (.357)	Adams, Greenberg (52)	Russ Adams (79)	Maples, Blake (7)	Ryan Blake (42)
2002	Russ Adams (.370)	Adam Greenberg (80)	Chris Maples (95)	Chris Maples (23)	Chris Maples (79)
2003	Jeremy Cleveland (.410)	Jeremy Cleveland (74)	Jeremy Cleveland (103)	Jeremy Cleveland (19)	Jeremy Cleveland (65)
2004	Marshall Hubbard (.352)	Chris Iannetta (61)	Marshall Hubbard (88)	Marshall Hubbard (17)	Marshall Hubbard (83)
2005	Mike Daniel (.351)	Greg Mangum (51)	Matt Ellington (77)	Chad Flack (15)	Matt Ellington (55)
2006	Josh Horton (.395)	Flack, Fronk (68)	Chad Flack (112)	Jay Cox (15)	Chad Flack (68)
2007	Dustin Ackley (.402)	Reid Fronk (73)	Dustin Ackley (119)	Reid Fronk (11)	Dustin Ackley (74)
2008	Dustin Ackley (.417)	Dustin Ackley (82)	Dustin Ackley (116)	Tim Fedroff (12)	Kyle Seager (75)
2009	Dustin Ackley (.417)	Dustin Ackley (75)	Dustin Ackley (111)	Dustin Ackley (22)	Dustin Ackley (73)
2010	Levi Michael (.346)	Levi Michael (76)	Ben Bunting (77)	Levi Michael (9)	Brian Goodwin (63)
2011	Colin Moran (.335)	Tommy Coyle (57)	Tommy Coyle (84)	Colin Moran (9)	Colin Moran (71)
2012	Colin Moran (.365)	Tommy Coyle (53)	Chaz Frank (71)	Cody Stubbs (5)	Jacob Stallings (42)



Jonathan Hovis led the Tar Heels and the NCAA with a 1.17 ERA in 2006.



Rob Wooten led UNC in appearances in 2007 and 2008 en route to a pair of CWS trips.

Year	Appearances	Innings Pitched	Wins	Earned Run Average	Strikeouts
1954	Charlie Aycock (10)	Charlie Aycock (61)	Joe Morgan (4)	Charlie Aycock (2.81)	Charlie Aycock (25)
1955	Jim Raugh (12)	Jim Raugh (82)	Jim Raugh (5)	Tom Maultsby (2.57)	Jim Raugh (61)
1956	Jim Raugh (14)	Jim Raugh (80)	Jim Raugh (6)	Jim Raugh (2.71)	Jim Raugh (59)
1957	Jim Raugh (13)	Jim Raugh (93.2)	Jim Raugh (7)	Charlie Aycock (0.75)	Jim Raugh (81)
1958	Wayne Young (13)	Wayne Young (100.1)	Wayne Young (7)	Wayne Young (0.90)	Wayne Young (78)
1959	Wayne Young (12)	Wayne Young (74.1)	Wayne Young (6)	Ben Hammett (2.30)	Wayne Young (53)
1960	Wayne Young (14)	Wayne Young (108)	Wayne Young (9)	Wayne Young (1.50)	Wayne Young (69)
1961	Nicky Warren (11)	Nicky Warren (66)	Nicky Warren (7)	Nicky Warren (2.46)	Nicky Warren (28)
1962	Bobby Cox (14)	Dave Murr (56)	three with 2	Jack Rees (3.38)	Dave Murr (32)
1963	Bill Haywood (16)	Bill Haywood (71)	Bill Haywood (6)	Bill Haywood (1.65)	Bill Haywood (62)
1964	Bill Haywood (16)	Bill Haywood (87.1)	Bill Haywood (10)	Bill Haywood (1.13)	Bill Haywood (83)
1965	Bill Dannemann (12)	Jerry Davis (56.2)	Jerry Davis (4)	Bob Reagan (0.43)	Danny Walker (38)
1966	Danny Walker (20)	Danny Walker (94)	Danny Walker (7)	George McRae (1.71)	Danny Walker (59)
1967	Tom Buskey (11)	Garry Hill (89)	Garry Hill (8)	Garry Hill (0.70)	Garry Hill (73)
1968	Tom Buskey (14)	Dave Lemonds (72.1)	Dave Lemonds (7)	Dave Lemonds (1.49)	Dave Lemonds (96)
1969	E. Hill, Buskey (13)	Tom Buskey (94)	Tom Buskey (11)	Robert Rhodes (1.68)	Tom Buskey (78)
1970	three with 10	Eddie Hill (66.2)	Eddie Hill (5)	Eddie Hill (1.07)	Eddie Hill (43)
1971	Jim Chamberlain (12)	Jim Chamberlain (59.2)	two with 4	Jim Chamberlain (3.01)	Jim Chamberlain (80)
1972	Mike Merritt (12)	Jim Chamberlain (62)	Mike Merritt (6)	John Dannemann (1.07)	Jim Chamberlain (54)
1973	Jim Chamberlain (11)	Mike Merritt (52.2)	Mike Merritt (4)	Mike Merritt (2.05)	Jim Chamberlain (46)
1974	Bruce Arrowood (11)	John Dannemann (72.1)	John Dannemann (6)	Bruce Arrowood (0.84)	Mike Merritt (46)
1975	Bruce Arrowood (11)	Bill Paschall (75.1)	Bill Paschall (5)	Bill Paschall (1.43)	Bill Paschall (59)
1976	three with 10	Bill Paschall (87.2)	Bob Thomson (6)	Bill Paschall (1.74)	Bill Paschall (64)
1977	Norris, Horne (9)	Greg Norris (61.1)	Thomson, Norris (4)	Monty DeRatt (2.01)	Greg Norris (64)
1978	Greg Norris (16)	Greg Norris (133.2)	Greg Norris (14)	Greg Norris (1.75)	Greg Norris (118)
1979	Greg Norris (15)	Blaine Smith (82)	Bill Gallagher (7)	David Kirk (2.12)	Bill Gallagher (94)
1980	James Parks (25)	Mark Ochal (100.1)	Mark Ochal (10)	David Kirk (2.58)	David Kirk (70)
1981	James Parks (21)	Mark Ochal (106.1)	Mark Ochal (11)	Chris Kahler (2.05)	Mark Ochal (63)
1982	Ronnie Huffman (28)	Brad Powell (81)	Dave Droschak (7)	Ronnie Huffman (3.33)	Brad Powell (57)
1983	Tim Kirk (20)	Brad Powell (97.1)	Scott Bankhead (9)	Roger Williams (1.19)	Brad Powell (90)
1984	Tim Kirk (27)	Roger Williams (102)	Scott Bankhead (11)	Scott Bankhead (1.50)	Scott Bankhead (124)
1985	Tim Kirk (25)	Roger Williams (87.2)	Roger Williams (8)	Greg Karpuk (2.90)	Roger Williams (113)
1986	Gordon Douglas (24)	Ken Turner (72)	Ken Turner (7)	Todd Kopczynski (3.69)	Ken Turner (57)
1987	Doug Torborg (20)	David Trautwein (94)	Michael Hoog (8)	Jim Dougherty (3.21)	David Trautwein (59)
1988	Gresham, Fernandez (19)	Michael Hoog (109.1)	Michael Hoog (10)	Rich Fernandez (1.80)	Michael Hoog (83)
1989	Brad Woodall (26)	John Thoden (133.2)	John Thoden (12)	Brad Woodall (1.19)	John Thoden (98)
1990	Paul Shuey (31)	Jim Dougherty (115.2)	Jim Dougherty (12)	Jim Dougherty (1.71)	Michael Hoog (89)
1991	Brad Woodall (31)	Derek Manning (85.1)	Woodall, Johnson (6)	Paul Shuey (1.70)	Brad Woodall (70)
1992	Thad Chrismon (32)	Thad Chrismon (113.1)	Thad Chrismon (8)	Paul Shuey (3.13)	Paul Shuey (87)
1993	Thad Chrismon (38)	Derek Manning (117.2)	Derek Manning (11)	Scott Wissell (2.60)	Derek Manning (105)
1994	Thad Chrismon (35)	Sean Murphy (99.2)	Sean Murphy (9)	Thad Chrismon (2.37)	Sean Murphy (113)
1995	Thad Chrismon (36)	Sean Murphy (112.0)	Sean Murphy (11)	Thad Chrismon (2.86)	Sean Murphy (125)
1996	Ethan Stein (25)	A.Y. Yoder (103.1)	A.Y. Yoder (7)	Jim Wallace (3.72)	Jim Wallace (71)
1997	Nye, Wallace (20)	Mike Bynum (79.0)	Rodney Nye (8)	Jay Madeira (4.32)	Mike Bynum (92)
1998	Derrick DePriest (44)	Derrick DePriest (114.1)	three with 7	Corey Richardson (2.61)	Mike Bynum (95)
1999	Derrick DePriest (36)	Kyle Snyder (96.2)	three with 7	Derrick DePriest (1.71)	Kyle Snyder (102)
2000	Derrick DePriest (35)	Ryan Snare (109.0)	Ryan Snare (10)	Derrick DePriest (2.89)	Ryan Snare (102)
2001	Whitley Benson (25)	Scott Autrey (68.0)	Jason Howell (6)	Ralph Roberts (4.03)	Robinson, Autrey (42)
2002	Michael Gross (32)	Scott Autrey (97.2)	Carter Harrell (8)	Scott Senatore (2.08)	Scott Autrey (87)
2003	Kevin Brower (33)	Daniel Moore (93.2)	Moore, Kalkhof (7)	Scott Senatore (2.81)	Adam Kalkhof (77)
2004	Michael Gross (32)	Daniel Bard (95.0)	Bard, Woodard (8)	Michael Gross (2.24)	Andrew Miller (88)
2005	Jonathan Hovis (27)	Robert Woodard (98.1)	Miller, Woodard (8)	Matt Danford (1.41)	Andrew Miller (104)
2006	Jonathan Hovis (38)	Andrew Miller (123.1)	Andrew Miller (13)	Jonathan Hovis (1.17)	Andrew Miller (133)
2007	Rob Wooten (47)	Robert Woodard (114.2)	Adam Warren (12)	Andrew Carignan (1.43)	Robert Woodard (84)
2008	Rob Wooten (44)	Alex White (101.2)	Alex White (13)	Rob Wooten (1.87)	Alex White (113)
2009	Brian Moran (36)	Alex White (107.0)	Adam Warren (10)	Brian Moran (2.31)	Alex White (121)
2010	Greg Holt (26)	Matt Harvey (96.0)	Matt Harvey (8)	Matt Moran (3.09)	Matt Harvey (102)
2011	Greg Holt (33)	Patrick Johnson (113.0)	Patrick Johnson (13)	Kent Emanuel (2.33)	Patrick Johnson (125)
2012	two with 38	Kent Emanuel (110.0)	two with 8	Michael Morin (1.40)	Kent Emanuel (100)



Carolina won its fifth ACC title in 2007.

ACC Tournament Opponents

Opponent	Record	Last Meeting
Clemson	11-16	2009
Duke	11-2	2009
Florida State	1-8	2008
Georgia Tech	4-10	2007
Maryland	11-1	2004
Miami	0-2	2012
NC State	9-11	2012
Virginia	9-7	2011
Wake Forest	12-7	2012
Total	68-64	

Title Game Appearances

1980, 1981, 1982, 1983, 1984, 1988, 1989, 1990, 2007

Championships Won

1982, 1983, 1984, 1990, 2007

1973 (Chapel Hill, N.C.)	0-1
Wake Forest 10, North Carolina 6	
1974 (Raleigh, N.C.)	1-2
North Carolina 5, Wake Forest 4 NC State 4, North Carolina 2 Clemson 6, North Carolina 4	
1975 (Chapel Hill, N.C.)	2-2
North Carolina 5, Virginia 2 North Carolina 7, Clemson 2 NC State 7, North Carolina 2 Clemson 7, North Carolina 6	
1976 (Clemson, S.C.)	0-1
Virginia 8, North Carolina 6	
1977 (Clemson, S.C.)	0-1
NC State 6, North Carolina 5	
1978 (Chapel Hill, N.C.)	0-1
Duke 3, North Carolina 2	
1980 (Raleigh, N.C.)	3-2
North Carolina 13, Duke 6 NC State 3, North Carolina 1 North Carolina 7, Maryland 2 North Carolina 8, NC State 4 Clemson 12, North Carolina 3 **	
1981 (Chapel Hill, N.C.)	3-2
North Carolina 9, Maryland 2 North Carolina 7, NC State 1 North Carolina 8, Duke 5 Clemson 7, North Carolina 4 Clemson 7, North Carolina 5 **	
1982 (Chapel Hill, N.C.)	5-1
North Carolina 8, Maryland 7 Virginia 6, North Carolina 3 North Carolina 4, NC State 3 North Carolina 3, Clemson 0 North Carolina 5, Wake Forest 4 North Carolina 3, Virginia 2 (12 innings) **	

1983 (Chapel Hill, N.C.)	5-1
North Carolina 4, Duke 2 North Carolina 13, Maryland 11 North Carolina 6, Clemson 5 North Carolina 5, Virginia 4 (11 innings) Clemson 5, North Carolina 2 North Carolina 10, Clemson 1 **	
1984 (Durham, N.C.)	5-0
North Carolina 13, Wake Forest 2 North Carolina 4, Maryland 0 North Carolina 13, NC State 12 North Carolina 7, Clemson 6 North Carolina 9, Georgia Tech 4 **	
1985 (Atlanta, Ga.)	1-2
North Carolina 15, Duke 2 Clemson 3, North Carolina 2 Virginia 10, North Carolina 3	
1986 (Durham, N.C.)	2-2
North Carolina 5, Virginia 4 (10 innings) NC State 7, North Carolina 6 (11 innings) North Carolina 9, Virginia 7 Georgia Tech 9, North Carolina 7	
1987 (Greenville, S.C.)	2-2
North Carolina 13, Maryland 9 Clemson 7, North Carolina 4 North Carolina 11, Duke 10 (12 innings) NC State 14, North Carolina 13	
1988 (Greenville, S.C.)	4-2
North Carolina 13, Virginia 1 North Carolina 1, Clemson 0 North Carolina 5, Georgia Tech 3 Clemson 5, North Carolina 4 North Carolina 7, Clemson 6 Georgia Tech 6, North Carolina 2 **	
1989 (Greenville, S.C.)	3-2
North Carolina 6, Duke 4 North Carolina 4, NC State 2 Clemson 5, North Carolina 4 North Carolina 6, Wake Forest 2 Clemson 12, North Carolina 4 **	
1990 (Greenville, S.C.)	5-0
North Carolina 3, Maryland 1 North Carolina 9, Georgia Tech 4 North Carolina 3, Clemson 1 North Carolina 7, Virginia 3 North Carolina 5, NC State 0 **	
1991 (Greenville, S.C.)	1-2
Wake Forest 7, North Carolina 2 North Carolina 3, Maryland 1 Virginia 5, North Carolina 1	
1992 (Greenville, S.C.)	2-2
Georgia Tech 5, North Carolina 4 North Carolina 11, Maryland 7 North Carolina 7, Wake Forest 3 Florida State 7, North Carolina 3	
1993 (Greenville, S.C.)	2-2
North Carolina 4, Wake Forest 3 North Carolina 6, NC State 2 Clemson 7, North Carolina 4 NC State 12, North Carolina 7	

1994 (Greenville, S.C.)	1-2
Georgia Tech 7, North Carolina 4 North Carolina 13, Duke 12 NC State 11, North Carolina 6	
1995 (Greenville, S.C.)	2-2
North Carolina 4, Wake Forest 1 Clemson 6, North Carolina 4 North Carolina 12, Georgia Tech 9 Florida State 10, North Carolina 1	
1996 (Durham, N.C.)	0-2
Georgia Tech 13, North Carolina 9 Duke 13, North Carolina 3	
1997 (St. Petersburg, Fla.)	2-2
North Carolina 4, Maryland 2 Georgia Tech 7, North Carolina 6 North Carolina 4, Wake Forest 3 NC State 4, North Carolina 2	
1998 (Durham, N.C.)	2-2
North Carolina 4, Clemson 1 North Carolina 3, Duke 0 Florida State 13, North Carolina 11 Wake Forest 3, North Carolina 0	
1999 (Durham, N.C.)	0-2
Georgia Tech 15, North Carolina 4 Maryland 6, North Carolina 3	
2000 (Fort Mill, S.C.)	1-2
Wake Forest 8, North Carolina 7 (13 innings) North Carolina 13, Duke 7 Florida State 4, North Carolina 1	
2001 (Fort Mill, S.C.)	0-2
Wake Forest 11, North Carolina 8 Clemson 7, North Carolina 6	
2002 (St. Petersburg, Fla.)	1-2
North Carolina 11, Virginia 10 Wake Forest 9, North Carolina 7 (11 innings) Georgia Tech 10, North Carolina 8	
2003 (Salem, Va.)	2-2
North Carolina 10, Clemson 2 North Carolina 3, Florida State 2 (10 innings) NC State 7, North Carolina 6 Georgia Tech 10, North Carolina 6	
2004 (Salem, Va.)	3-2
Clemson 7, North Carolina 6 North Carolina 14, Maryland 0 North Carolina 20, Duke 2 North Carolina 6, Clemson 5 Florida State 8, North Carolina 7 (11 innings)	
2005 (Jacksonville, Fla.)	0-2
Florida State 3, North Carolina 2 (13 innings) Wake Forest 2, North Carolina 1	
2006 (Jacksonville, Fla.)	0-2
NC State 9, North Carolina 3 Florida State 7, North Carolina 6	
2007 (Jacksonville, Fla.)	3-1
Georgia Tech 8, North Carolina 4 North Carolina 14, NC State 5 North Carolina 5, Virginia 0 North Carolina 3, Wake Forest 2 **	
2008 (Jacksonville, Fla.)	1-2
Virginia 8, North Carolina 7 North Carolina 2, Wake Forest 0 Florida State 9, North Carolina 6	
2009 (Durham, N.C.)	1-2
North Carolina 8, Duke 3 Virginia 11, North Carolina 1 Clemson 4, North Carolina 3 (11 innings)	
2011 (Durham, N.C.)	1-2
Miami 7, North Carolina 5 North Carolina 9, Wake Forest 0 Virginia 3, North Carolina 2	
2012 (Greensboro, N.C.)	2-1
North Carolina 6, Wake Forest 0 Miami 5, North Carolina 3 North Carolina 4, NC State 0 (12 innings)	

**Championship Game

NCAA Tournament Opponents		
27 appearances		
Opponent	Record	Last Meeting
Alabama	3-0	2006
Arizona State	0-2	2009
Arkansas	0-1	1989
Auburn	1-0	1978
California	1-0	2010
Cal State Fullerton	2-0	2006
The Citadel	2-2	2004
Clemson	1-0	2006
Coastal Carolina	4-0	2009
Cornell	1-0	2012
Dartmouth	1-0	2009
Delaware	0-1	1983
East Carolina	7-1	2012
Eastern Kentucky	1-0	1984
East Tennessee St.	1-0	1978
Florida	1-1	2005
Florida International	2-0	1998
Florida Southern	1-0	1960
Florida State	1-2	1989
Fresno State	1-2	2008
Furman	1-0	1969
George Washington	1-1	1948
Georgia	0-1	1990
Georgia Tech	1-0	1948
Hawaii	1-1	1993
Illinois	1-0	1948
Iowa	1-0	1990
Jacksonville	2-0	2007
James Madison	4-0	2011
Kansas	1-0	2009
Lafayette	0-1	1948
Louisville	1-0	2007
LSU	2-0	2008
Maine	2-0	2011
Memphis State	1-1	1978
Miami	1-2	1998
Michigan	1-0	1978
Minnesota	0-1	1960
Mississippi	0-4	1969
Mississippi State	6-1	2007
Missouri	1-0	2003
Mount St. Mary's	1-0	2008
Nevada	1-1	1999
New Orleans	0-1	1984
Nicholls State	1-0	1989
UNC Wilmington	2-0	2008
Notre Dame	1-1	2005
Oklahoma	0-2	2010
Oklahoma State	0-2	1966
Oral Roberts	1-1	2010
Oregon State	1-4	2007
Penn State	1-2	2000
Rice	2-1	2007
Rutgers	2-1	2000
St. John's	1-2	2012
South Carolina	4-8	2007
South Florida	1-0	1995
Southern California	0-2	1978
Southern Miss	1-0	2009
Stanford	2-1	2011
Texas	1-0	2011
Texas A&M	0-2	1995
Texas Tech	0-1	1998
UCLA	1-0	1993
Vanderbilt	0-2	2011
Virginia Tech	1-0	1969
Western Carolina	1-0	2007
William & Mary	1-0	1983
Winthrop	2-0	2006
Yale	1-1	1993
Totals	89-60	

College World Series (15-19)
 1960, 1966, 1978, 1989, 2006, 2007, 2008, 2009, 2011

- 1948 District III Regional (Charlotte, N.C.)**
 North Carolina 15, Georgia Tech 0
 North Carolina 11, Alabama 3
 George Washington 5, North Carolina 4
 North Carolina 10, George Washington 0
- 1948 Eastern Regional (Winston-Salem, N.C.)**
 Yale 6, North Carolina 1
 North Carolina 7, Illinois 3
 Lafayette 5, North Carolina 2
- 1960 District III Regional (Gastonia, N.C.)**
 North Carolina 2, Florida Southern 1
 North Carolina 13, The Citadel 1
 North Carolina 7, Florida 5
- 1960 College World Series (Omaha, Neb.)**
 Minnesota 8, North Carolina 3
 Oklahoma State 7, North Carolina 0
- 1964 District III Regional (Gastonia, N.C.)**
 North Carolina 8, East Carolina 0
 Mississippi 4, North Carolina 3
 North Carolina 13, East Carolina 2
 Mississippi 13, North Carolina 1
- 1966 District III Regional (Gastonia, N.C.)**
 North Carolina 7, East Carolina 1
 North Carolina 5, Mississippi State 4
 Florida State 6, North Carolina 5
 North Carolina 6, Florida State 4
- 1966 College World Series (Omaha, Neb.)**
 Southern California 6, North Carolina 2
 Oklahoma State 5, North Carolina 1
- 1969 District III Regional (Gastonia, N.C.)**
 North Carolina 3, Furman 0
 Mississippi 6, North Carolina 5
 North Carolina 5, Virginia Tech 1
 Mississippi 5, North Carolina 2
- 1978 South Regional (Auburn, Ala.)**
 North Carolina 15, East Tennessee State 1
 North Carolina 3, Auburn 2
 Memphis State 8, North Carolina 6
 North Carolina 11, Memphis State 9
- 1978 College World Series (Omaha, Neb.)**
 Oral Roberts 11, North Carolina 0
 North Carolina 9, St. John's 5
 North Carolina 7, Michigan 6
 Southern California 3, North Carolina 2
- 1982 East Regional (Columbia, S.C.)**
 The Citadel 9, North Carolina 4
 East Carolina 1, North Carolina 0

- 1983 East Regional (Chapel Hill, N.C.)**
 North Carolina 11, William & Mary 0
 The Citadel 5, North Carolina 3
 Delaware 6, North Carolina 5
- 1984 South II Regional (Starkville, Miss.)**
 North Carolina 4, Eastern Kentucky 2
 South Carolina 5, North Carolina 4
 New Orleans 13, North Carolina 6
- 1989 South Regional (Starkville, Miss.)**
 North Carolina 8, Nicholls State 4
 North Carolina 8, Jacksonville 3
 North Carolina 2, Mississippi State 1
 Mississippi State 6, North Carolina 0
 North Carolina 7, Mississippi State 1
- 1989 College World Series (Omaha, Neb.)**
 Florida State 4, North Carolina 2
 Arkansas 7, North Carolina 3
- 1990 Northeast Regional (Waterbury, Conn.)**
 North Carolina 3, Rutgers 2
 North Carolina 5, Iowa 3
 Georgia 5, North Carolina 4
 Rutgers 9, North Carolina 7
- 1993 Central I Regional (College Station, Texas)**
 Hawaii 9, North Carolina 8
 North Carolina 11, Yale 6
 North Carolina 10, Hawaii 8
 North Carolina 8, UCLA 5
 Texas A&M 14, North Carolina 2
- 1995 Atlantic II Regional (Coral Gables, Fla.)**
 North Carolina 6, South Florida 3
 North Carolina 6, FIU 5
 Miami 8, North Carolina 4
 Texas A&M 7, North Carolina 0
- 1998 Atlantic I Regional (Coral Gables, Fla.)**
 Texas Tech 6, North Carolina 2
 North Carolina 6, Miami 5
 North Carolina 8, FIU 2
 North Carolina 4, South Carolina 2
 Miami 7, North Carolina 4
- 1999 Palo Alto Regional (Palo Alto, Calif.)**
 North Carolina 8, Nevada 5
 Stanford 7, North Carolina 4
 Nevada 5, North Carolina 1
- 2000 Upper Montclair Regional (Upper Montclair, N.J.)**
 North Carolina 14, Penn State 5
 North Carolina 9, Rutgers 3
 Penn State 6, North Carolina 5
 Penn State 10, North Carolina 3

**2002 Columbia Regional
(Columbia, S.C.)**

North Carolina 5, James Madison 0
 South Carolina 9, North Carolina 6
 North Carolina 9, James Madison 7
 North Carolina 8, South Carolina 4
 South Carolina 3, North Carolina 1

2003 Starkville Regional (Starkville, Miss.)

North Carolina 4, Missouri 3
 North Carolina 10, Mississippi State 5
 North Carolina 8, Mississippi State 6

**2003 Columbia Super Regional
(Columbia, S.C.)**

South Carolina 5, North Carolina 4
 South Carolina 14, North Carolina 4

**2004 Columbia Regional
(Columbia, S.C.)**

North Carolina 6, Coastal Carolina 5
 South Carolina 5, North Carolina 2
 North Carolina 6, The Citadel 3
 South Carolina 7, North Carolina 6

**2005 Gainesville Regional
(Gainesville, Fla.)**

North Carolina 5, Notre Dame 1
 Florida 5, North Carolina 2
 Notre Dame 3, North Carolina 0

**2006 Chapel Hill Regional
(Chapel Hill, N.C.)**

North Carolina 15, Maine 7
 North Carolina 14, Winthrop 4
 North Carolina 14, Winthrop 2

2006 Tuscaloosa Super Regional (Tuscaloosa, Ala.)

North Carolina 11, Alabama 5
 North Carolina 8, Alabama 7

2006 College World Series (Omaha, Neb.)

North Carolina 7, Cal State Fullerton 5
 North Carolina 2, Clemson 0
 North Carolina 6, Cal State Fullerton 5
 North Carolina 4, Oregon State 3*
 Oregon State 11, North Carolina 7*
 Oregon State 3, North Carolina 2*

**2007 Chapel Hill Regional
(Chapel Hill, N.C.)**

North Carolina 6, Jacksonville 0
 North Carolina 11, East Carolina 10
 North Carolina 6, Western Carolina 5

**2007 Chapel Hill Super Regional
(Chapel Hill, N.C.)**

North Carolina 9, South Carolina 6
 South Carolina 8, North Carolina 6
 North Carolina 9, South Carolina 4

2007 College World Series (Omaha, Neb.)

North Carolina 8, Mississippi State 5
 Rice 14, North Carolina 4
 North Carolina 3, Louisville 1
 North Carolina 6, Rice 1
 North Carolina 7, Rice 4
 Oregon State 11, North Carolina 4*
 Oregon State 9, North Carolina 3*

**2008 Cary Regional
(Cary, N.C.)**

North Carolina 16, Mount St. Mary's 8
 North Carolina 5, UNC Wilmington 1
 North Carolina 7, UNC Wilmington 3

**2008 Cary Super Regional
(Cary, N.C.)**

North Carolina 9, Coastal Carolina 4
 North Carolina 14, Coastal Carolina 4

2008 College World Series (Omaha, Neb.)

North Carolina 9, LSU 4
 Fresno State 5, North Carolina 3
 North Carolina 7, LSU 3
 North Carolina 4, Fresno State 3
 Fresno State 6, North Carolina 1

**2009 Chapel Hill Regional
(Chapel Hill, N.C.)**

North Carolina 5, Dartmouth 2
 North Carolina 14, Coastal Carolina 5
 North Carolina 12, Kansas 1

**2009 Chapel Hill Super Regional
(Chapel Hill, N.C.)**

North Carolina 10, East Carolina 1
 North Carolina 9, East Carolina 3

2009 College World Series (Omaha, Neb.)

Arizona State 5, North Carolina 2
 North Carolina 11, Southern Miss 4
 Arizona State 12, North Carolina 5

**2010 Norman Regional
(Norman, Okla.)**

North Carolina 12, California 3
 Oklahoma 7, North Carolina 6 (10)
 North Carolina 12, Oral Roberts 4
 Oklahoma 3, North Carolina 2

**2011 Chapel Hill Regional
(Chapel Hill, N.C.)**

North Carolina 4, Maine 0
 North Carolina 14, James Madison 0
 North Carolina 9, James Madison 3

**2011 Chapel Hill Super Regional
(Chapel Hill, N.C.)**

North Carolina 5, Stanford 2
 North Carolina 7, Stanford 5

**2011 College World Series
(Omaha, Neb.)**

Vanderbilt 7, North Carolina 3
 North Carolina 3, Texas 0
 Vanderbilt 5, North Carolina 1

**2012 Chapel Hill Regional
(Chapel Hill, N.C.)**

North Carolina 7, Cornell 4
 St. John's 5, North Carolina 4
 North Carolina 5, East Carolina 3
 St. John's 9, North Carolina 5

*CWS Championship Series



1960 College World Series

- Final Record: 22-7, 11-3 ACC
- Head Coach: Walter Rabb



2007 College World Series

- Final Record: 57-16, 21-9 ACC
- Head Coach: Mike Fox



1966 College World Series

- Final Record: 21-13, 12-2 ACC
- Head Coach: Walter Rabb



2008 College World Series

- Final Record: 54-14, 22-7 ACC
- Head Coach: Mike Fox



1978 College World Series

- Final Record: 38-17, 9-3 ACC
- Head Coach: Mike Roberts



2009 College World Series

- Final Record: 48-18, 19-10 ACC
- Head Coach: Mike Fox



1989 College World Series

- Final Record: 41-18-1, 15-4 ACC
- Head Coach: Mike Roberts



2011 College World Series

- Final Record: 51-16, 20-10 ACC
- Head Coach: Mike Fox



2006 College World Series

- Final Record: 54-15, 22-8 ACC
- Head Coach: Mike Fox



Carolina Old Leaguers

The Carolina Old Leaguers is a group of former UNC baseball monogram winners whose primary goal is to encourage support of the University and the Tar Heel baseball program. The Old Leaguers have established an endowed scholarship for baseball in honor of former head coach Walter Rabb and in memory of his wife Amy.

The Old Leaguers meet annually on a fall weekend in Chapel Hill where they play golf, attend a football game and have a lunch picnic at Boshamer Stadium. It's always a great opportunity to mingle and see old friends.

Please contact Dave Arendas in the UNC Baseball Office by phone (919-962-6999) with address changes or information.

Hal Abbott 1979
Dustin Ackley 2007-08-09
Mell Adams 2002-03-04
Russ Adams 2000-01-02
Josh Ake 2012
Rick Alexander 1976-77
Billy Allen 1994-95
Zero Allen 1949
Kenny Anderson 1983
Tom Andrew 1947-48-49
Mike Andrews 1985
Dave Arendas 1987-88-89-90
Bruce Arrowood 1974-75
Jim Atkinson 1976-77-78-79
Grayson Atwood 2012
Scott Autrey 2000-01-02
Charlie Aycock 1954-57-58

Joe Bailey 1966
Garry Bakker 2002-03-04
Al Baldwin 1958-59-60
Jimmy Baldwin 1973-74-75-76
Nathan Baldwin 2000
Seth Baldwin 2009-10-11
Jim Ballou 1949-50
Scott Bankhead 1982-83-84
Al Barbour 1972
Daniel Bard 2004-05-06
Jared Bard 2007
Jacob Barker 1994-95
Win Barkley 1975-76-77
Brent Barnett 1995
Dave Barnett 1978
Colin Bates 2008-09-10
David Batts 1969-70-71
Jon Baylin 1964-65-66
Harry Beason 1947-48
Devv Bell 1984-85-86-87
Dave Benovv 1985-86
Whitley Benson 2001-02-03-04
Zach Bernard 2010
Charlie Beverly 1978
Steve Bierneman 1988-89-90-91
Andy Billesdon 1962
Gary Black 1963-64-65
Kenny Black 1947-48
Ray Blair 1947-48-49
Ryan Blake 1999-01-02-03
Zeke Blanton 2008
Todd Boessen 2001
Carroll Bolick 1959-60-61
Bruce Bolick 1966-67-68
Bob Bonczek 1964-65-66
David Boone 1992-93-94-95
Jeff Bouton 2011
Ken Boykin 1963-64-65
Scott Bradley 1979-80-81
Dallas Branch 1947-48
Dallas Branch 1972-73
Wendell Brande 1962-63
Ron Braun 2001-02
Jack Brasington 1947-48
Tim Brechbuehler 2011
Lloyd Brewer 1978-79-80
Mike Brewer 1978-79-80
Charles Bridger 1951-52
Joe Brookshire 1949-50-51
Kevin Brower 2001-02-03-04
Bill Brown 1962-63-64
Tyrone Brown 1995-96
Doug Bruton 1954
Mike Bryant 1984
Jerry Bryson 1956
Vaughn Bryson 1958-59-60
Dave Bullard 1970-71
Ben Bunting 2008-09-10-11
Mickey Burgess 2002
John Burgwyn 1958-59-60

Steve Burgwyn 1968
Kendric Burney 2007-08
Tom Buskey 1967-68-69
Mike Bynum 1997-98-99
Cronin Byrd 1961-62

Kevin Caddell 1977-78-79
Tommy Camp 1959-60-61
Darin Campbell 1986-87-88
Brinson Cannada 1951
Andrew Carignan 2005-06-07
Charlie Carr 1966-67-68
Bob Carter 1962-63-64
George Carter 2012
Jake Carter 1950
Dean Cassell 1947-48-49-50
Rob Catapano 2007-08
Mike Cavasinni 2006-07-09-10
Jim Chamberlain 1971-72-73
Brian Chandler 1985-86-87
Scott Chandler 1992
Emmett Cheek 1947-48
Thad Chrismon 1992-93-94-95
Roy Clark 1978-79
John Cleetwood 1980
Johnny Clements 1950
Jeremy Cleveland 2001-02-03
Bruce Coats 1951-52
Steve Coats 1976-77
Buddy Cohoon 1964-65-66
Don Coker 1958
Tim Collins 1975
Crandell Coltrane 1993-94-95-96
Ross Cook 2003-04-05
Tommy Cooper 1956
Chris Cornacchio 1986-87-88-89
Craig Corrado 2004-05
Lester Couch 1949
Bobby Cox 1962-63-64
Chris Cox 1990-91-92-93
Jay Cox 2004-05-06
Matt Cox 2006-07
Milford Cox 1962-63
Ron Cox 1969-70-71
Tommy Coyle 2010-11-12
Doc Cranford 1947
Numie Cranford 1948-49
Larry Craver 1958-59-60
Charles Cross 1957
Bruce Crump 1958-59-60

B. J. Dail 2007
Tom Daily 1981-82
Dave Dale 1959
Fred Dale 1952-53-54
Fred Dale 1973
Matt Danford 2003-05-06-07
Mike Daniel 2003-04-05
Bill Dannemann 1963-64-65
John Dannemann 1971-72-73-74
Manny DaSilva 1992-93-94
Jonathan Davidson 1991-92
Kevin Davidson 1996-97-98
Don Davis 1974-75
Garrett Davis 2008-09-10-11
Jerry Davis 1963-64-65
Blaine Deabenderfer 1985
Julian Dean 1996-97
Shawn Dean 1980-81-82-83
Bob Deaton 1959-60-61
Chris DeFranco 1985-86-87-88
Len Dellolilo 1960-61-62
Danny Denton 1969-70
Derrick DePriest 1997-98-99-2000
Jimmy DeRatt 1972-73-74
Monte DeRatt 1977-78-79
Paul Devlin 1984-85-86-87
Bo Dickerson 2001-03-04
Vincent DiLorenzo 1947-48
Tom Donaldson 1968-69-70
Gregg Donohue 1997
Jim Dougherty 1987-88-89-90
Gordon Douglas 1983-84-85-86
Dave Droschak 1981-82
Jim Dunlap 1969-70
Bo Durkac 1992

Ryan Earey 1998-99-2000
Jeff Edmonds 1986-87-88
Joe Eldridge 1949-50
Bud Ellerbe 1960
Matt Ellington 2004-05
Bob Elliott 1968-69-70-71
Chris Elmore 1997-98-99-2000
Kent Emanuel 2011-12
Bill Estes 1966-67-68
Steve Estroff 1988-89-90-91
Lindsey Ethridge 1974-75
Ott Evans 1947-48

Mike Facchinei 2005-06-07-08
Brian Farrell 2006-07
Sean Farrell 2000-01-02-03
Pete Farrior 1962
Tim Federowicz 2006-07-08
Tim Fedroff 2007-08
Rich Fernandez 1988-89-90-91
Hector Ferrar 1991-92

Billy Fiquiski 1996-97-98-99
B. J. Finnerly 1996-99-2000
Chad Flack 2005-06-07-08
Mike Flanagan 1966-67
Dick Fleming 1963-64-65
Mark Fleury 2007-08-09
Dave Floyd 1958-59
Jeremy Flythe 1998
Mike Fox 1976-77-78
Dee Frady 1959-61-62
Chaz Frank 2010-11-12
Peter Franklin 1970-71-72-73
Tom Frazier 1977
Howard Freiling 1985-86-87
Reid Fronk 2005-06-07
Lindsey Frost 1958-60
Will Frye 1953-54-55

Bryant Gaines 2008-09-10-11
Andy Gale 2005
Bill Gallagher 1979-82-83
Frank Gallagher 1963
Ed Gaston 1949-50-51
Tom Gavin 1986
P. J. Gay 1977-79-80
Greg Gazella 1985
Fred Gianiny 1971-72-73-74
Les Gilliland 1956
Jack Gillis 1969-70-71
Tom Gillis 1971-72-73
Tyrell Godwin 1998-99-2000
Gil Gonzalez 1995
Stan Goodman 1949
Brian Goodwin 2010
Garrett Gore 2006-07-08-09
Kevin Govan 1996-97
Ryan Graepel 2007-08-09-10
Grant Grasmick 1972
Connie Gravitte 1952-53-54-55
Kurt Green 1990
Adam Greenberg 2000-01-02
John T. Gregory 1947-48
Kreg Gresham 1988-89
Adam Griffin 2012
Gerald Griffin 1958-59-60
Mark Griffin 2002-03-04
Phil Griffith 1978-79
Rich Griffith 1990-91
Richie Grimsley 1995-96-97-98
Michael Gross 2001-02-03-04
Keith Grunewald 1991-92-93
Charlie Gurganus 1949-50
Bobby Guthrie 1971-72-73-74

Kevin Haeberle 1975-76-77
Duke Hale 1975-76
Lacy Hall 1954
Morris Hall 1955-56
Jim Hamilton 1947-48
Ben Hammett 1958-59-60
Shayne Hammond 1980
Chris Hamrick 1993
Tommy Hamrick 1972
Gene Hanna 1954
Ben Harding 1958-59
Mal Harding 1954-55
Carter Harrell 2002
Matt Harrison 2009
Chuck Hartman 1955-56-57
Matt Harvey 2008-09-10
Tom Hawkins 1993-94
Billy Hawks 1953
Bill Haywood 1963-64
Jim Hayworth 1947-48
Dillon Hazlett 2010
Eric Henderson 2000
J. D. Henderson 1978-79-80-81
Bob Henning 1951-52-53
Mark Herring 1950-51-52
Skeet Hesmer 1950-51-52
Sammy Hewitt 2003-04
Mickey Hickerson 1970-71-72
Don Hill 1955-56-57
Eddie Hill 1968-69-70
Garry Hill 1967
Ivalee Hill 1955-56-57
Fred Hirsch 1958
Jim Hobbs 1948
Will Hobbs 1947-49-50
Casey Hoch 1993-94
Brian Holberton 2011-12
Chad Holbrook 1990-91-92-93
Lew Holcomb 1961
Russell Hollers 1959-60-62
Lotes Holmes 1950
Bruce Holt 1952-53-54
Greg Holt 2008-09-10-11
Bobby Honeycutt 1988-89
Roger Honeycutt 1957-58
Michael Hoog 1987-88-89-90
Ed Hooks 1952-53-54
Clay Hooper 1996-97-99-2000
Chris Horne 1976-77
Josh Horton 2005-06-07
Jonathan Hovis 2003-04-05-06
Michael Horney 1996-97-98-99
Joe Howard 1974-75
Jason Howell 2001

Ryan Howison 1987-88-89
Jeff Hubbard 1981-82-83-84
Marshall Hubbard 2004
John Hubble 1965-66
Jim Hudock 1960
Dick Hudson 1955-56-57
Ronnie Huffman 1981-82
Scott Hughes 1989-90-91-92
Heyward Hull 1961-62-63
Skip Hull 1967-68-69
Bob Hume 1964-65-66
Bob Hundley 1962-63-64
Larry Husted 1995-96

Chris Iannetta 2002-03-04
Matt Iannetta 2005-06
Bernie Isgett 1962-63

Ryan Jackson 1988-89
Mike Jedziniak 1983-84-85-86
Larry Jenkins 1961-62-63
Mike Jerzembeck 1993
Benji Johnson 2005-06-07
Billy Joe Johnson 1955-56
Bob Johnson 1954
Clay Johnson 1975-76-77-78
Hobbs Johnson 2011-12
Jay Johnson 1991-92-93-94
Johnny Johnson 1958-59
Patrick Johnson 2008-09-10-11
Scott Johnson 1983-84-85-86
Early Jones 1974-75-76
Frank Jones 1947-48
Mitch Jones 1993-94-95-96
Jay Jordan 1988
Parks Jordan 2011-12
Stuart Jump 1982-83

Chris Kahler 1981-83
Adam Kalkhof 2003-04-05
Brett Kaplan 1994-95-96-97
Greg Karpuk 1982-83-85
Art Katz 1963
Bob Kaufman 1964
Ken Keller 1953-54-55
Jim Kelley 1947-48
Trevor Kelley 2012
Brian Kelly 1992-93
Mark Kenney 1968
Tom Kennedy 1972-73-74
Art Kilpatrick 1958-59
Jason King 2000-01-03
Mark Kingston 1989-90-91-92
David Kirk 1978-79-80
Tim Kirk 1983-84-85-86
Tommy Kirkman 1965-66
Larry Kiser 1968-69-70-71
Chris Knepp 1973-74-75-76
Brett Knief 2010
Mike Knowles 1965-66
Tim Koch 1982
Todd Koczynski 1985-86-87
John Kouri 1961-62
Mike Kowalski 1983
Merle Kruer 1963-64
Pete Kumioga 1980-81-82-83
Alan Kunkel 1998
Chris Kupec 1974
Rudy Kurinsky 1950

Chris LaMarsh 1996-97-98-99
Ed Lamb 1949-50
Delon Lambert 1956
Tom Lampman 1965-66
Doug Lanham 1968-69-70-71
Mike Lanier 1989-90
Nate Lape 2006
Bobby Larrabee 1985
Chris Lauria 1985-87-88
Ryan Leach 2008-09
Jack Leachman 1971-72-73
Bill Lee 1974-75-76
Josh Leemhuis 2010
Jim Legette 1957
Greg Leighton 1975
Dave Leisten 1994
Dave Lemonds 1968
Ron Lemonds 1967-68-69
Beattie Leonard 1964-65-66
Brandon Leonard 2001-02
Nolan Leonard 1966-67
Donnie Leshnock 1990-91-92
Jesse Lewis 1987-88-89
Don Lewis 1956-57
Geoff Lewis 1992-93
Glenn Liacouras 1983-84-86
Gene Link 1965
Brad Lloyd 1977-78-79
Harry Lee Lloyd 1952-53-54-55
George Lockhart 1962
Scott Lodgek 1987-88-89
Al Long 1952-53-54-55
Bill Lore 1951-52-53
Dave Loughlin 1961
Jim Love 1955-56
John Lovingood 1987
Dwight Lowry 1977-79-80
Dale Lydecker 1972-73-74



YEAR-BY-YEAR RESULTS

Year	W-L-T	Pct.
1867	1-0	1.000
1868-90	No Team	
1891	1-2	.333
1892	4-1	.800
1893	4-3	.571
1894	10-4	.714
1895	6-4	.600
1896	10-1	.909
1897	4-7-1	.375
1898	9-3-1	.730
1899	12-2	.857
1900	9-1-1	.864
1901	11-4-2	.701
1902	7-6	.538
1903	13-2-2	.824
1904	5-8	.385
1905	12-6	.667
1906	9-7-1	.559
1907	10-9-2	.524
1908	12-9	.571
1909	19-5	.792
1910	17-9	.654
1911	15-7	.682
1912	11-7	.611
1913	7-11	.389
1914	8-11-1	.425
1915	12-4	.750
1916	7-11	.389
1917	10-6	.625
1918	7-6	.538
1919	11-7-2	.600
1920	8-9-2	.474
1921	17-3-2	.818
1922	19-2	.905
1923	11-8-2	.571
1924	9-14	.391
1925	14-10	.583
1926	9-16	.360
1927	14-8-1	.630
1928	13-9	.591
1929	16-6	.727
1930	13-12	.520
1931	16-4-2	.773
1932	11-8	.579
1933	15-7	.582
1934	21-2	.913
1935	8-14	.364
1936	6-10	.375
1937	12-9-1	.568
1938	14-6	.700
1939	11-7	.611
1940	17-6	.739
1941	15-6-1	.705
1942	17-5	.773
1943	13-4	.765
1944	9-12	.429
1945	13-11	.542
1946	15-13	.536
1947	15-11-2	.571
1948	21-9-1	.694
1949	20-9-2	.677
1950	16-18	.471
1951	16-10	.615
1952	18-10	.643
1953	19-8	.704

Year	W-L-T	Pct.	ACC W-L-T	ACC Pct.	ACC Finish
1954	14-11	.560	7-8	.467	5th
1955	12-12	.500	8-5	.615	3rd
1956	12-10-1	.544	9-4	.678	3rd
1957	15-10	.600	9-5	.643	2nd
1958	19-8-1	.696	11-4	.733	2nd
1959	17-7	.708	9-6	.643	2nd
1960	22-7	.758	11-3	.786	1st
1961	15-7	.683	10-4	.714	2nd
1962	8-14	.364	4-10	.286	8th
1963	20-9	.690	9-5	.643	3rd
1964	24-7	.774	14-0	1.000	1st
1965	14-15	.483	6-8	.429	5th
1966	21-13	.618	12-2	.857	1st
1967	19-8-1	.696	8-5	.607	4th
1968	21-12	.636	12-6	.667	3rd
1969	23-11	.676	14-4	.778	1st
1970	12-20	.375	7-13	.350	7th
1971	13-19	.406	7-7	.500	4th
1972	23-9	.719	10-5	.667	2nd
1973	11-15	.423	5-7	.417	4th
1974	22-8-1	.726	9-3	.667	2nd
1975	17-19	.472	4-7	.400	4th
1976	19-17	.528	8-4	.667	3rd
1977	18-17	.514	6-6	.500	4th
1978	38-17	.691	9-3	.750	2nd
1979	33-16-1	.670	7-5	.583	3rd
1980	39-17	.696	11-1	.917	1st
1981	38-15	.717	6-7	.462	6th
1982	29-27	.518	7-5	.583	2nd*
1983	42-10	.808	10-2	.833	1st*
1984	44-13	.772	12-2	.857	2nd*
1985	40-17-1	.698	9-4-1	.679	3rd
1986	33-22	.600	7-7	.500	4th
1987	31-22	.585	13-7	.650	3rd
1988	34-27	.557	10-11	.476	5th
1989	41-18-1	.695	15-4	.789	1st
1990	51-14	.785	17-4	.810	1st*
1991	36-23	.610	10-10	.500	4th
1992	31-27	.534	8-16	.333	7th
1993	43-20	.683	13-10	.565	4th
1994	34-21	.618	10-13	.435	6th
1995	39-23	.629	14-10	.583	4th
1996	33-25	.569	11-13	.458	5th-tied
1997	29-31	.483	6-18	.250	8th
1998	42-23	.646	13-10	.565	5th-tied
1999	41-18	.695	13-11	.542	4th
2000	46-17	.730	12-12	.500	5th
2001	31-26	.544	9-15	.375	6th
2002	43-21	.672	17-7	.708	3rd
2003	42-23	.646	13-11	.542	5th
2004	43-21	.672	14-10	.583	4th-tied
2005	41-19-1	.680	17-10-1	.625	5th
2006	54-15	.783	22-8	.733	1st (Coastal Division)
2007	57-16	.781	21-9	.700	1st (Coastal Division)*
2008	54-14	.794	22-7	.758	2nd (Coastal Division)
2009	48-18	.727	19-10	.655	1st (Coastal Division)
2010	38-22	.633	14-16	.467	5th (Coastal Division)
2011	51-16	.761	20-10	.667	3rd (Coastal Division)
2012	46-16	.742	22-8	.733	1st (Coastal Division)
Totals	2580-1434-37	.641	662-437-2	.602	

Key
 • From 1954-1972, the ACC Championship was determined by regular season competition. Since 1973, the ACC champion has been determined by tournament play, with the exception of 1979 when no tournament was held.
 • "ACC Finish" reflects regular season finish.
 *Years in which Carolina won the ACC Tournament.

Yearly Records Versus the Atlantic Coast Conference

Year	BC#	CU	DU	FSU@	GT%	MD	MIA^	NCSU	SC*	UVA	VT^	WFU	Regular Total	Season
1954	-	1-1	2-1	-	-	1-1	-	1-2	1-0	1-0	-	0-3	7-8	7-8
1955	-	1-1	2-1	-	-	1-1	-	1-2	2-0	1-0	-	1-1	9-6	8-5
1956	-	2-0	1-2	0-1	-	2-0	-	1-1	2-0	1-0	-	1-1	10-4	9-4
1957	-	1-1	1-1	-	-	1-1	-	2-2	2-0	2-0	-	1-1	10-6	9-5
1958	-	1-2	2-0	-	-	1-1	-	2-1	2-0	2-0	0-0-1	1-1	11-5	11-4
1959	-	1-2	2-1	1-0	-	2-0	-	3-0	1-1	2-0	-	0-2	11-6	9-6
1960	-	1-1	2-0	-	-	1-1	-	2-0	2-0	2-0	-	1-1	11-3	11-3
1961	-	2-1	1-1	0-1	-	1-1	-	2-0	2-0	0-2	-	2-0	10-5	10-4
1962	-	1-1	1-1	0-1	-	1-1	-	1-2	0-2	0-2	0-1	0-2	4-11	4-10
1963	-	1-1	1-1	0-1	1-0	1-1	-	2-0	2-0	1-1	2-0	1-1	9-5	9-5
1964	-	2-0	2-0	0-2	-	2-0	-	2-0	2-0	2-0	2-0	2-1	14-1	14-0
1965	-	1-1	1-1	1-0	0-2	1-1	-	1-1	1-1	1-1	1-2	0-3	6-9	6-8
1966	-	2-0	2-0	2-3	1-0	2-0	-	2-0	1-1	2-0	1-2	1-1	12-2	12-2
1967	-	0-2	1-1	1-2	-	1-1	-	2-0	1-1	2-0	2-0	3-0-1	10-5-1	8-5
1968	-	1-2	3-0	-	1-1	2-0	-	1-1	0-2	2-1	1-1	3-0	12-6	12-6
1969	-	2-1	3-0	-	1-0	1-0	-	1-1	3-0	3-0	1-2	1-2	14-4	14-4
1970	-	1-2	3-0	1-3	-	1-2	-	0-3	1-2	1-1	1-2	0-3	7-13	7-13
1971	-	2-0	1-2	-	0-1	0-2	-	2-1	0-2	1-1	0-2	2-0	8-6	7-7
1972	-	1-2	2-1	-	1-0	1-1	-	3-0	-	1-0	1-1	2-1	10-5	10-5
1973	-	0-2	1-1	-	-	1-1	-	0-2	-	2-0	1-0	1-2	5-8	5-7
1974	-	0-3	2-0	-	-	2-0	-	1-2	-	2-0	2-1	3-0	10-5	9-3
1975	-	1-3	1-1	-	-	0-1	-	0-3	0-2	2-1	0-1	2-0	6-9	4-7
1976	-	1-1	2-0	-	-	1-1	1-3	1-1	1-2	2-1	0-1	1-1	8-5	8-4
1977	-	0-2	2-0	-	-	1-1	-	2-1	2-1	1-1	-	0-2	6-7	6-6
1978	-	2-0	2-1	-	-	1-1	-	1-1	2-1	1-1	1-0	2-0	9-4	9-3
1979	-	0-2	2-0	-	-	2-0	-	1-1	1-1	1-1	-	1-1	7-5	7-5
1980	-	2-1	3-0	-	2-0	1-1	-	3-1	0-2	1-0	-	2-0	14-3	11-1
1981	-	1-3	1-2	-	2-0	2-1	-	1-2	2-2	0-1	-	2-0	9-9	6-7
1982	-	2-1	2-0	-	2-0	1-1	1-2	2-1	-	2-2	-	1-1	12-6	7-5
1983	-	2-1	3-0	-	1-1	3-0	-	1-1	-	3-0	-	2-0	14-3	10-2
1984	-	2-1	2-0	-	3-0	3-0	-	2-1	0-1	2-0	-	3-0	17-2	12-2
1985	-	1-2	2-0-1	1-2	2-0	2-0	-	0-2	-	1-2	-	2-0	10-6-1	9-4-1
1986	-	1-1	2-0	-	1-2	0-2	-	0-3	1-1	4-0	-	2-0	10-8	7-7
1987	-	1-3	4-0	-	0-3	3-0	1-2	2-2	-	3-0	-	2-1	15-9	13-7
1988	-	2-4	2-1	-	1-4	2-1	-	2-1	2-0	3-1	-	2-1	14-13	10-11
1989	-	2-4	3-0	0-1	2-1	1-0	-	3-1	-	3-0	-	3-1	17-6	15-4
1990	-	4-0	3-0	0-1	2-2	4-0	-	4-0	-	3-1	-	2-1	22-4	17-4
1991	-	0-3	3-0	-	2-1	2-1	-	2-1	-	2-2	2-0	0-4	11-12	10-10
1992	-	0-3	1-2	1-3	0-4	4-0	-	0-3	-	2-1	-	2-3	10-19	8-16
1993	-	1-3	2-1	0-2	1-2	2-1	1-0	3-2	-	3-0	-	3-1	15-12	13-10
1994	-	1-2	1-3	1-1	1-3	2-1	-	1-3	-	3-0	-	1-2	11-15	10-13
1995	-	1-3	3-0	2-2	3-1	2-1	0-2	0-3	-	3-0	-	2-2	16-12	14-10
1996	-	0-3	2-2	0-3	3-1	1-2	-	2-1	-	1-2	-	2-1	11-15	11-13
1997	-	0-3	1-2	0-3	0-4	3-1	-	0-4	-	2-1	-	2-2	8-20	6-18
1998	-	2-2	4-0	1-3	2-1	2-0	0-3	2-2	1-0	1-2	-	1-3	15-13	13-10
1999	-	1-2	3-0	0-3	1-3	2-2	-	1-2	-	3-0	-	2-1	13-13	13-11
2000	-	2-1	4-0	1-3	0-3	3-0	1-0	2-1	-	1-2	-	0-4	13-14	12-12
2001	-	1-3	1-2	0-3	2-1	1-2	-	2-1	-	2-1	-	0-4	9-17	9-15
2002	-	1-2	3-0	3-0	1-3	3-0	2-1	3-0	1-2	3-1	-	1-3	18-9	17-7
2003	-	2-2	3-0	2-2	1-3	3-0	-	1-3	0-2	1-2	-	2-1	15-13	13-11
2004	-	2-3	3-1	2-2	1-2	3-1	2-1	1-2	0-3	2-1	-	3-0	17-12	14-10
2005	-	1-2	3-0	0-4	2-1	3-0	0-2-1	1-2	-	3-0	1-0	3-1	17-12-1	17-10-1
2006	3-0	1-0	3-0	2-2	1-2	2-1	2-1	3-1	-	1-2	3-0	2-1	23-10	22-8
2007	3-0	-	2-1	1-2	2-2	3-0	3-0	3-1	2-1	2-2	2-1	3-1	24-10	21-9
2008	3-0	3-0	2-1	2-2	2-1	2-1	2-1	1-1	-	2-2	3-0	1-0	23-9	22-7
2009	2-1	2-2	2-2	1-2	2-1	3-0	3-0	1-2	-	2-2	2-0	-	20-12	19-10
2010	-	2-1	1-2	1-2	0-3	2-1	0-3	2-1	-	0-3	3-0	3-0	14-16	14-16
2011	-	3-0	3-0	2-1	1-2	3-0	1-3	0-3	-	3-1	3-0	2-2	21-18	20-16
2012	3-0	3-0	3-0	-	1-2	2-1	0-4	3-1	-	3-0	3-0	3-1	24-8	22-8
ACC Total	14-1	76-95	125-39-1	22-44	47-59	106-45	11-14-1	91-83	25-10	108-48	20-1	93-71-1	738-513-3	662-443-2
Overall	14-1	84-96-1	178-96-2	29-63	55-68	133-54-2	21-29-1	154-126-1	60-34-1	177-101-4	59-23-2	155-123-3		

"Regular Season" is official ACC record (does not include tournament games); "ACC Totals" is overall record during the years each school was a member of the Atlantic Coast Conference#Boston College began conference play in 2006; %Georgia Tech began conference play in 1980; @Florida State began conference play in 1992; *Miami and Virginia Tech began conference play in 2005; *South Carolina was a member of the ACC from 1954-1970

Carolina's Regular Season ACC Championships

Year	Coach	ACC	Pct.	Overall	Pct.
1960	Walter Rabb	11-3	.786	22-7	.759
1964	Walter Rabb	14-0	1.000	24-7	.774
1966	Walter Rabb	12-2	.857	21-13	.618
1969	Walter Rabb	14-4	.778	23-11	.676
1980	Mike Roberts	11-1	.917	39-17	.696
1983	Mike Roberts	10-2	.833	42-10	.808
1984	Mike Roberts	12-2	.857	44-13	.771
1989	Mike Roberts	15-4	.789	41-18-1	.692
1990	Mike Roberts	17-4	.810	51-14	.785
*2006	Mike Fox	22-8	.733	54-15	.783
*2007	Mike Fox	21-9	.700	57-16	.781
*2009	Mike Fox	19-10	.655	48-18	.727
*2012	Mike Fox	22-8	.733	46-16	.742

ACC Tournament Championships - 1982, 1983, 1984, 1990, 2007
*Denotes ACC Coastal Division championship

Longest Winning Streaks Against The ACC

Team	Games	Years	Current Streak	Years
Boston College	9	2006-08	Won 5	2012-pres
Clemson	7	2011-pres	Won 7	2010-pres
Duke	12	1998-01	Won 6	2011-pres
Florida State	3	2002	Won 2	2011-pres
Georgia Tech	7	1980-83	Lost 1	2012-pres
Maryland	9	1982-85, 2001-04	Lost 1	2012-pres
Miami	5	2008-09	Lost 5	2011-pres
NC State	10	1958-62	Won 3	2012-pres
Virginia	11	1954-60	Won 3	2012-pres
Virginia Tech	15	2007-pres	Won 15	2007-pres
Wake Forest	8	1982-85, 2003-05	Won 3	2012-pres

1867 (1-0)
W 34-17 Raleigh

1891 (1-2)
Coach: Perrin Busbee
W 8-3 Trinity
L 7-10 Wake Forest
L 1-6 Virginia

1892 (4-1)
Coach: Perrin Busbee
W 14-1 Guilford College
W 7-4 Oak Ridge
L 3-13 Winston
W 6-2 Davis School

1893 (4-3)
Coach: Perrin Busbee
W 17-5 Durham Ath. Asso.
L 1-2 Vermont
L 2-5 Vermont
W 14-0 Oak Ridge
W 23-6 Wake Forest
L 2-5 Virginia
W 9-3 Washington & Lee

1894 (10-4)
Coach: William R. Robertson
W 6-3 Durham Ath. Asso.
L 4-7 Yale
W 12-7 Lehigh
W 6-1 Lehigh
W 20-1 Durham Ath. Asso.
L 6-7 Vermont
W 10-3 Vermont
W 6-1 Oak Ridge
W 14-1 Richmond
W 4-2 Virginia
L 2-10 Virginia
W 6-3 Richmond
L 1-2 Lafayette
W 6-5 Lafayette

1895 (6-4)
Coach: Jesse M. Oldham
W 4-1 Vermont
L 3-17 Boston League
L 1-9 Lafayette
L 3-4 Lafayette
W 6-3 Lafayette
W 21-5 Franklin & Marshall
W 12-1 Franklin & Marshall
W 20-0 A & M College
W 12-0 Oak Ridge
L 0-7 Virginia

1896 (10-1)
Coach: Benjamin E. Stanley
W 9-4 Oak Ridge
W 12-7 Oak Ridge
W 18-9 Lafayette
W 7-4 Lehigh
L 8-10 Princeton
W 8-4 Yale
W 16-14 Hobart College
W 12-10 Hobart College
W 18-3 Mebane HS
W 14-6 Virginia
W 19-0 Washington & Lee

1897 (4-7-1)
Coach: Benjamin E. Stanley
W 19-0 Oak Ridge
L 6-7 Virginia
W 7-2 Wake Forest
W 11-9 Lafayette
W 6-3 Lafayette
L 6-11 Pennsylvania
L 5-6 Pennsylvania
T 8-8 Lehigh
L 4-7 Lehigh
L 15-19 Yale
L 2-9 Princeton
L 4-10 Virginia

1898 (9-3-1)
Coach: William A. Reynolds
W 9-1 Bingham's School
W 8-1 Oak Ridge
W 6-0 Trinity
W 28-0 Wake Forest
W 7-1 Wake Forest
L 9-19 Lafayette
W 9-7 Lafayette
W 20-0 Johns Hopkins
L 0-9 Pennsylvania
T 10-10 Harvard
W 11-2 Oak Ridge
L 4-9 Trinity College
W 11-2 Trinity College

1899 (12-2)
Coach: William A. Reynolds
3/8 W 24-2 Horner School
3/11 W 14-0 Bingham School
3/15 W 14-1 Guilford
3/22 W 11-0 Oak Ridge
3/27 L 4-13 Lafayette
3/28 W 5-2 Lafayette
4/1 W 18-4 Lehigh
4/3 W 7-5 Lehigh
4/5 W 5-0 Lehigh
4/19 W 15-1 Roanoke
4/22 L 5-6 Maryland
5/29 W 2-1 Georgia
5/1 W 10-4 Mercer
5/13 W 10-1 Georgia

1900 (9-1-1)
Coach: Robert B. Lawson
2/24 L 4-8 Oak Ridge
3/27 W 13-7 Lafayette
3/28 W 9-4 Lafayette
4/2 W 6-0 Cornell
4/7 W 6-3 Horner School
4/14 W 6-4 Oak Ridge
4/16 W 6-4 Tennessee
4/17 W 10-0 Tennessee
4/27 W 9-4 Georgia
4/28 T 7-7 Georgia
W 5-3 Maryland

1901 (11-4-2)
Coach: Ernest Graves
T 2-2 Lafayette
W 4-3 Lafayette
W 31-3 A&M College
W 14-0 Clemson
T 2-2 Clemson
W 13-2 Lehigh
L 2-13 Lehigh
W 10-9 Cornell
W 12-4 Georgia
W 10-0 Georgia
L 2-9 Virginia
W 19-7 Maryland
L 8-9 Maryland
W 10-1 Georgia
W 6-0 Georgia Tech
W 40-4 Georgia
L 6-11 Raleigh

1902 (7-6)
Coach: Edward M. Ashenback
W 20-0 Oak Ridge
W 9-4 Lafayette
L 5-10 Lafayette
W 16-5 Clemson
W 16-5 Lehigh
W 7-2 Lehigh
L 1-8 Cornell
W 8-0 Georgia
L 7-8 Virginia
L 7-9 Virginia
L 4-5 Richmond
W 18-0 Birmingham
L 1-11 Virginia

1903 (13-2-2)
Coach: John Curran
3/14 W 6-0 Bingham (Mebane)
3/19 W 13-3 Oak Ridge
3/23 W 3-2 Lafayette
3/24 L 3-5 Lafayette
3/27 L 1-4 Brown
3/28 W 12-7 Brown
4/3 W 7-6 Gettysburg
T 9-9 Gettysburg
4/9 W 4-3 Cornell
4/10 W 2-0 Wofford
4/18 W 9-0 South Carolina
4/20 W 4-3 South Carolina
4/29 W 10-3 Virginia
4/30 T 15-15 Virginia
5/1 W 13-1 Washington & Lee
5/2 W 13-4 Georgetown
5/9 W 4-1 Virginia

1904 (5-8)
Coach: John Donnelly
W 15-3 Bingham (Mebane)
W 16-2 Oak Ridge
L 8-11 Lafayette
L 2-6 Lafayette
L 6-7 Maryland
L 0-7 Davidson
L 2-3 Cornell
L 2-9 A & M College
W 12-6 St. Albans
W 20-7 St. Albans
W 18-3 Randolph Macon
L 7-10 Virginia
L 2-6 Virginia

1905 (12-6)
Coach: Robert B. Lawson
W 2-1 Guilford
W 5-3 Wake Forest
W 11-5 Wake Forest
W 5-1 St. John's
L 0-7 Lafayette
L 2-3 Lafayette
W 4-3 Oak Ridge
L 3-0 Georgetown
L 3-2 Navy
W 5-3 Syracuse
W 5-3 S.C. College
W 18-8 S.C. College
W 4-0 A&M College
L 0-1 A&M College
W 6-1 Virginia
W 3-2 Virginia
W 5-0 Virginia
L 2-7 Georgetown

1906 (9-7-1)
Coach: Robert B. Lawson
W 18-1 Bingham, Mebane
W 5-3 Lafayette
W 7-3 Wake Forest
L 8-1 Bingham, Asheville
W 9-5 S.C. College
W 19-0 S.C. College
W 14-3 S.C. College
W 7-6 St. John's College
L 0-3 A&M College

W 9-5 John's Hopkins
W 6-1 Virginia
L 0-9 Virginia
L 6-7 Navy
L 1-5 St. John's College
L 1-4 Georgetown
L 3-4 Virginia
T 6-6 Guilford College

1907 (10-9-2)
Coach: Floyd Simmons
W 28-0 Bingham (Mebane)
W 5-3 Wake Forest
L 1-2 Lafayette
T 5-5 Lafayette
W 2-0 Cornell
L 2-8 Guilford
L 1-2 Guilford
L 0-2 Davidson
L 5-8 Delaware
T 0-0 Georgia
W 1-0 Oak Ridge
W 5-2 George Washington
L 6-7 George Washington
W 6-4 Virginia Tech
L 1-5 Virginia
L 2-5 Virginia
L 0-6 Georgetown
W 4-2 Wake Forest
W 4-2 Bingham (Asheville)
W 8-1 William & Mary
W 4-0 William & Mary

1908 (12-9)
Coach: Otis Stockdale
W 2-0 Bingham (Mebane)
L 2-3 Lafayette
W 3-0 Lafayette
W 3-1 Randolph-Macon
W 5-2 Cornell
L 0-4 Guilford
W 2-1 Virginia
W 6-0 Dartmouth
L 2-9 Dartmouth
L 6-12 Villanova
W 8-6 Villanova
L 0-4 St. John's College
L 1-2 Washington & Lee
L 4-5 Virginia
W 4-2 Delaware
W 10-0 Delaware
W 3-1 Roanoke
W 3-0 Guilford
L 5-14 Georgetown
W 6-4 Navy
L 2-4 Pennsylvania

1909 (19-5)
Coach: Otis Stockdale
3/13 W 3-2 Bingham (Mebane)
3/20 W 3-0 Oak Ridge
3/26 W 6-5 Elon
3/29 L 0-1 Amherst
3/30 W 7-6 Amherst
4/1 W 3-0 Colgate
4/2 L 1-3 Colgate
4/3 W 6-2 Lafayette
4/5 W 6-0 Lafayette
4/8 W 3-2 Villanova
4/10 W 6-5 Guilford
4/12 L 6-15 Winston League
4/13 W 6-4 St. John's
4/14 W 4-3 Davidson
4/15 W 2-3 Delaware
4/16 W 12-4 Delaware
4/19 L 1-3 Virginia
4/21 W 4-1 Guilford
4/23 W 4-1 Davidson
4/30 W 7-6 Virginia
5/3 L 2-14 Pennsylvania
5/4 W 4-2 Georgetown
5/7 W 9-1 Cent. U. of Kentucky
5/8 W 3-0 Cent. U. of Kentucky

1910 (17-9)
Coach: Robert B. Lawson
3/14 W 6-2 Bingham School
3/18 W 4-3 Oak Ridge M.A.
3/23 W 17-5 Elon
3/26 W 4-3 Davidson
3/28 L 1-5 Lafayette
3/29 W 7-1 Amherst
3/30 L 0-1 Amherst
3/31 W 3-0 Trinity (Hartford)
4/1 L 0-1 Lafayette
4/2 W 9-6 Lafayette
4/4 W 5-2 Bingham School
4/7 W 9-1 Hampden-Sydney
4/8 L 3-4 Virginia
4/9 L 2-6 Virginia
4/15 L 3-4 Guilford
4/16 W 9-6 Guilford
4/19 W 1-0 Kentucky State
4/21 W 9-5 Davidson
4/22 W 3-0 Virginia
4/23 L 0-1 Navy
4/26 L 2-3 Washington & Lee
4/27 W 5-1 Georgetown
4/29 W 1-0 Wake Forest
4/30 L 1-2 Wake Forest
5/2 W 5-3 Central Kentucky
5/3 W 8-3 Central Kentucky

1911 (15-7)
Coach: Charles M. Clancey
W 3-0 Georgetown
W 2-1 Davidson
L 1-4 Davidson

L 0-1 Virginia Tech
W 1-0 Amherst
W 15-2 Catawba
W 5-4 Atlantic Christian
L 1-4 Catholic
W 1-0 Wake Forest
W 2-0 Wake Forest
L 1-3 Virginia
W 1-0 Virginia
W 1-0 Virginia
W 3-2 Guilford
W 4-1 Oak Ridge M.A.
L 3-5 Winston-Salem Twins
W 12-8 Winston-Salem Twins
W 9-1 Washington & Lee
L 3-4 Washington & Lee
L 2-3 Lafayette
W 8-2 Lafayette
W 6-2 Lafayette

1912 (11-7)
Coach: Charles M. Clancey
W 6-1 Wake Forest
L 1-2 Virginia
W 10-3 Virginia
L 0-4 Virginia
W 4-0 Virginia
W 7-2 Guilford
L 4-5 Princeton
W 1-0 Horner's School
W 6-5 Georgia
L 2-5 Georgia
W 5-0 Randolph-Macon
L 0-1 Navy
W 8-2 Virginia Tech
W 9-6 Virginia Tech
L 3-5 Amherst
W 11-10 Amherst
W 3-0 Swarthmore
L 2-3 Swarthmore

1913 (7-11)
Coach: Coach Bowers
W 4-1 Davidson
W 11-1 Davidson
L 2-5 Amherst
W 5-1 Penn State
L 4-7 Atlantic C.L.
W 12-5 VMI
W 8-2 VMI
W 10-1 Trinity
L 2-8 Wake Forest
L 2-8 Wake Forest
W 5-4 Virginia
L 9-12 Virginia
L 1-9 Guilford
L 8-9 Washington & Lee
L 4-5 Lafayette
L 3-4 Lafayette
L 6-7 A&M College
L 3-9 Princeton

1914 (8-11-1)
Coach: Earl Mack
L 0-5 Davidson
L 1-6 Navy
W 1-0 William & Mary
T 4-4 Amherst
W 2-0 Amherst
W 3-2 Hampden-Sydney
L 1-3 Catholic
L 0-3 Penn State
W 5-4 West Virginia
L 2-5 West Virginia Wesleyan
W 14-5 West Virginia
W 2-1 Wake Forest
W 3-2 Wake Forest
L 0-2 Virginia
L 1-9 Virginia
L 1-6 Virginia
L 1-9 Guilford
W 9-0 Oak Ridge M.A.
L 2-3 Vermont
L 2-3 Princeton

1915 (12-4)
Coach: Charles A. Doak
W 1-0 Wake Forest
W 10-0 Wake Forest
W 10-4 Wake Forest
L 2-5 Virginia
W 8-5 Virginia
L 3-5 Virginia
W 7-2 Guilford
W 6-3 Oak Ridge M.A.
L 4-8 Princeton
W 5-0 Bingham School
W 6-0 South Carolina
W 7-3 Davidson
W 8-2 Navy
W 14-2 Elon
L 1-3 Amherst
W 13-0 VMI

1916 (7-11)
Coach: Charles A. Doak
L 3-8 Georgetown
W 6-1 Wofford
L 2-13 Navy
W 7-0 Delaware
W 3-2 William & Mary
W 18-4 Elon
L 3-4 Catholic
L 9-15 Penn State
W 11-3 West Virginia Wesleyan
L 3-4 Wake Forest
L 0-3 Wake Forest
L 3-4 Wake Forest

L 3-8 Virginia
L 3-4 Virginia
L 1-2 Guilford
L 2-3 Oak Ridge M.A.
W 7-4 Washington & Lee
W 11-4 Richmond

1917 (10-6)
Coach: Bunn Hearn
L 5-6 Wake Forest
W 3-2 Virginia
W 2-0 Washington & Lee
L 2-4 Yale
W 4-3 Bingham School
L 1-5 Georgia
L 2-4 Georgia
W 5-0 Georgia
L 1-10 Georgia
W 16-0 South Carolina
W 3-0 Wofford
W 6-1 Wofford
W 8-4 Davidson
L 0-1 Davidson
W 11-5 West Virginia Wesleyan
W 10-2 Haver Ford

1918 (7-6)
Coach: Bunn Hearn
L 1-3 South Carolina
W 4-2 South Carolina
L 0-2 Wofford
W 4-2 Wofford
W 10-0 Elon
L 1-18 Holy Cross
L 0-2 Camp Sevier
W 3-0 Virginia
L 0-4 Virginia
L 1-2 Virginia
W 7-6 Guilford
W 4-3 Oak Ridge M.A.
W 2-1 at Clemson

1919 (11-7-2)
Coach: William Lourcey
T 0-0 Trinity
L 4-7 Wake Forest
L 1-2 Virginia
T 3-3 Virginia
W 7-1 Virginia
L 4-11 Virginia
W 4-0 Oak Ridge M.A.
L 5-6 Washington & Lee
L 4-13 Johns Hopkins
W 5-0 South Carolina
W 4-3 Davidson
W 13-1 Randolph-Macon
W 5-0 Virginia Tech
W 4-1 Elon
L 1-4 Elon
W 8-3 Hampden-Sydney
W 7-4 Fort Bragg
W 2-1 NC State
W 4-1 Durham Bulls
L 0-2 Durham Bulls

1920 (8-9-2)
Coach: William Lourcey
W 3-2 Davidson
W 3-2 Davidson
L 2-4 Catholic
L 1-3 Swarthmore
L 5-6 NC State
W 9-0 NC State
W 6-2 NC State
W 1-0 Trinity
W 2-1 Trinity
L 1-8 Wake Forest
W 8-0 Wake Forest
L 3-4 Virginia
L 7-8 Virginia
T 3-3 Washington & Lee
L 3-5 Yale
L 1-2 Pennsylvania
T 3-3 Maryland
W 4-3 Maryland
L 8-9 Winston-Salem Twins

1921 (17-3-2)
Coach: Bill Feltzer
T 3-3 Lynchburg
W 3-1 Florida
L 3-9 NC State
W 7-6 Fordham
W 3-1 CCNY
W 6-4 NC State
L 0-11 Georgetown
W 7-3 Davidson
L 5-9 Davidson
W 4-2 Trinity
W 6-2 Trinity
W 4-3 Wake Forest
W 6-4 Wake Forest
W 5-3 Virginia
W 3-2 Virginia
W 4-2 Guilford
W 5-2 Washington & Lee
W 4-1 Maryland
T 3-3 Maryland
W 6-4 Swarthmore
W 7-1 VMI

Atlantic Coast Conference Baseball - A Tradition Of Excellence

Consistency. It is the mark of true excellence in any endeavor.

However, in today's intercollegiate athletics, competition has become so balanced and so competitive that it is virtually impossible to maintain a high level of consistency.

Yet the Atlantic Coast Conference has defied the odds. Now, in its 60th year of competition, the ACC has long enjoyed the reputation as one of the strongest and most competitive intercollegiate conferences in the nation. And that is not mere conjecture, the numbers support it.

Since the league's inception in 1953, ACC schools have captured 127 national championships, including 67 in women's competition and 60 in men's. In addition, NCAA individual titles have gone to ACC student-athletes 145 times in men's competition and 104 times in women's action.

The ACC saw nine teams – Clemson, Florida State, Georgia Tech, Maryland, Miami, North Carolina, NC State, Virginia and Wake Forest – ranked nationally for all or part of the regular season. That produced a balanced field for the 39th annual ACC Baseball Championship, which was held May 23-27 at NewBridge Bank Park in Greensboro, N.C. The balance of the conference was reflected in the championship game, which saw eighth-seeded Georgia Tech score an 8-5 win over sixth-seeded Miami in the title game. MVP Jake Davies hit four home runs, drove in 11 runs and delivered a solid starting pitching performance in a May 26 win over Clemson to help the Yellow Jackets become the lowest seed to capture the tournament title.

Marquee honors for the regular season went to Player of the Year James Ramsey, the dynamic centerfielder who led Florida State to the Atlantic Division title, and NC State's Carlos Rodon, who posted a 9-0 regular-season record on the mound and became the first player to be named both the ACC Pitcher and ACC Freshman of the Year. FSU coach Mike Martin, whose team tied an ACC regular-season record for conference wins with 24, was voted the ACC Coach of the Year.

Eleven ACC players – Ramsey, Rodon, Clemson third baseman Richie Shaffer, Duke pitcher Marcus Stroman, Florida State first baseman Jayce Boyd, second baseman Devon Travis and pitcher Robert Benincasa, North Carolina pitchers Kent Emanuel and Michael Morin, and NC State shortstop Chris Diaz and third baseman Trea Turner – were named to at least one All-America team. Ramsey earned National Player of the Year accolades from the American Baseball Coaches Association (ABCA).

Eight conference student athletes – Florida State pitchers Mike Compton and Brandon Leibrandt, North Carolina pitcher Benton Moss, NC State's Rodon and Turner, Virginia outfielder Derek Fisher and Virginia Tech catcher Mark Zagunis – were named to at least one Freshman All-America team.

A total of 50 ACC players were taken in the 40-round Major League Draft, including first-round selections Stroman, Ramsey and Shaffer. It marked the eighth straight year that at least three ACC Players were taken in the opening round and the seventh straight year that at least 50 players from the conference were selected.

North Carolina's Morin set an ACC single-season record with 19 saves. NC State's Turner led the nation with 57 stolen bases, six steals shy of the ACC single-season record.

In addition to collecting honors for his talents on the diamond, FSU's Ramsey was recognized as the Capital One Academic Player of the Year and the 2012 Lowe's Senior CLASS Award winner. Ramsey was joined on the Capital One Academic All-America first team by Clemson designated hitter Phil Pohl, and Georgia Tech outfielder Brandon Thomas earned second-team honors.

Seven ACC teams earned spots in the 2012 NCAA Championship. It marked the seventh time in the last eight years that the ACC had placed at least seven teams among the 64-team field.

The conference boasted two of the top six national seeds, as Florida State was seeded No. 3 overall and North Carolina was at No. 6. Those teams were joined in postseason play by Clemson, Georgia Tech, Miami, NC State and Virginia. Florida State and NC State advanced to Super Regional play, with FSU moving on from there to the 66th College World Series at Omaha, Neb.

The Seminoles' trip to the CWS was their 21st overall and their 15th under Martin. The ACC has sent 15 teams to Omaha since 2006. FSU opened the College World Series with a tough 4-3 loss to Arizona in 12 innings, then bounced back to defeat Stony Brook by a 12-2 count in the losers' bracket game. The Seminoles remained alive by downing second-seeded UCLA, 4-1, in their third game before bowing out with a loss in a rematch with Arizona. Florida State now has 174 all-time wins in NCAA Tournament play following three regional wins, a Super Regional sweep of Stanford and two CWS wins in 2012.

The ACC Championship will be held in the Durham Bulls Athletic Park in 2013.



2013 Opponent Information								
Team	SID Contact	Phone	Email	Website	Conference	Mascot	Coach	2012 Record
Appalachian State	Mike Flynn	(828) 262-2845	flynmh@appstate.edu	goasu.com	Southern	Mountaineers	Billy Jones	41-18
Boston College	Zanna Olove	(617) 552-2004	olove@bc.edu	bceagles.com	Atlantic Coast	Eagles	Mike Gambino	22-33
California	Scott Ball	(510) 643-1741	sball@berkeley.edu	calbears.com	Pac-12	Golden Bears	David Esquer	29-25
Clemson	Brian Hennessey	(864) 656-2114	bhennes@clemson.edu	clemson.tigers.com	Atlantic Coast	Tigers	Jack Leggett	35-28
Charlotte	Ryan Rose	(704) 687-1023	ryan.rose@unc.edu	charlotte49ers.com	Atlantic 10	49ers	Loren Hibbs	21-32
The Citadel	Mike Hoffman	(843) 953-5120	mhoffma1@citadel.edu	citadelsports.com	Southern	Bulldogs	Fred Jordan	25-33
Coastal Carolina	Mike Cawood	(843) 349-2822	cawood@coastal.edu	goccusports.com	Big South	Chanticleers	Gary Gilmore	42-19
Davidson	Mark Brumbaugh	(704) 894-2931	mbrumbaugh@davidson.edu	davidsonwildcats.com	Southern	Wildcats	Dick Cooke	17-31
Duke	Ashley Wolf	(919) 668-4393	awolf@duaa.duke.edu	goduke.com	Atlantic Coast	Blue Devils	Chris Pollard	21-34
Elon	Chris Rash	(336) 278-6712	crash@elon.edu	elonphoenix.com	Southern	Phoenix	Mike Kennedy	33-26
Gardner-Webb	Marc Rabb	(704) 406-4355	mrabb@gardner-webb.edu	gwusports.com	Big South	Bulldogs	Rusty Stroupe	32-28
Georgia Tech	Mike DeGeorge	(404) 894-5445	mdegeorge@athletics.gatech.edu	ramblinwreck.com	Atlantic Coast	Yellow Jackets	Danny Hall	38-26
High Point	Joe Arancio	(336) 841-4638	jarancio@highpoint.edu	highpointpanthers.com	Big South	Panthers	Craig Cozart	28-31
James Madison	Kevin Warner	(540) 568-6154	warnerk@jmu.edu	jmusports.com	Colonial Athletic	Dukes	Spanky McFarland	16-35-2
Maryland	Matt Bertram	(301) 314-8093	mbertram@umd.edu	umterps.com	Atlantic Coast	Terrapins	John Szefc	32-24
Miami	Camron Ghorbi	(305) 284-3230	c.ghorbi@miami.edu	hurricanesports.com	Atlantic Coast	Hurricanes	Jim Morris	36-23
UNC Wilmington	Tim Riordan	(910) 962-3236	riordant@uncw.edu	uncwspports.com	Colonial	Seahawks	Mark Scaff	39-23
NC State	Cavan Fosnes	(919) 515-1180	cafosnes@ncsu.edu	gopack.com	Atlantic Coast	Wolfpack	Elliott Avent	43-20
Princeton	Diana Chamorro	(609) 258-2630	dcham@princeton.edu	goprincetontigers.com	Ivy	Tigers	Scott Bradley	20-19
Rice	John Sullivan	(713) 348-5636	jsully@rice.edu	riceowls.com	Conference USA	Owls	Wayne Graham	41-19
St. John's	Tim Brown	(718) 990-1521	brownt1@stjohns.edu	redstormsports.com	Big East	Red Storm	Ed Blankmeyer	40-23
Seton Hall	Matt Sweeney	(973) 761-9493	sweeney@shu.edu	shupirates.com	Big East	Pirates	Rob Sheppard	34-24
Stony Brook	Thomas Chen	(631) 632-7289	thomas.chen@stonybrook.edu	goseawolves.org	America East	Seawolves	Matt Senk	52-15
Texas A&M	Thomas Dick	(979) 862-5486	tdick@athletics.tamu.edu	aggieathletics.com	Southeastern	Aggies	Rob Childress	43-18
Virginia	Andy Fledderjohann	(434) 982-5131	ffledder@virginia.edu	virginiasports.com	Atlantic Coast	Cavaliers	Brian O'Connor	39-19-1
VCU	Andrew Phillips	(804) 828-9567	phillipsa2@vcu.edu	vcuathletics.com	Atlantic 10	Rams	Shawn Stiffler	34-25
Virginia Tech	Marc Mullen	(540) 231-1894	marcm@vt.edu	hokiesports.com	Atlantic Coast	Hokies	Pete Hughes	34-21
Wake Forest	Steven Wright	(336) 758-4120	wrightsw@wfu.edu	wakeforestsports.com	Atlantic Coast	Demon Deacons	Tom Walter	33-24
Winthrop	Rick Rogers	(803) 323-2129	rogersr@winthrop.edu	winthropeagles.com	Big South	Eagles	Tom Riginos	17-35



UNC Athletic Communications

Dave Schmidt
 Assistant Director of Athletic Communications/
 Baseball Contact
Office: (919) 962-0084
Cell: (919) 619-3344
Fax: (919) 962-0612
E-Mail: daveschmidt@unc.edu

The 2013 North Carolina baseball media guide is a multi-purpose publication for use by the media as well as alumni and fans of Carolina baseball. Additional information, news releases and photographs are available to accredited members of the media. All requests should be directed to Dave Schmidt at (919) 962-0084.

Credential Requests

Working press, radio and photographer credentials for North Carolina's games at Bryson Field at Boshamer Stadium may be obtained by calling Dave Schmidt at (919) 962-0084, at least 24 hours in advance. Single-game credentials will be available for pick-up one hour and 30 minutes prior to first pitch from the ticket booth at the front of the stadium. Parking will be available in the Ramshead Deck on the UNC campus. Contact Schmidt for more information. Wireless internet access is available for print media to file stories from the press box following the game.

Visiting Radio


A booth is reserved for the opposing team's radio broadcast. One phone line is available for visiting radio and wireless internet access is also available.

Interview Requests

Head coach Mike Fox and the Carolina players will be available for postgame interviews immediately following all home games. Fox will meet with the media in the players' lounge on the field level of Bryson Field at Boshamer Stadium. Requested Tar Heel players will be escorted to the interview area by UNC Athletic Communications personnel.

Interviews with visiting team members can be conducted on the field or in the dugout, subject to the policy of the visiting team's media relations representative.

Non-gameday interviews with Carolina players and Fox must be arranged through Dave Schmidt of the UNC Athletic Communications Office and will be conducted immediately before or after practice whenever possible. Schmidt can be reached at (919) 962-0084 or via email at daveschmidt@unc.edu.



Michelle Bishop

Carolina Baseball on The Tar Heel Sports Network

The Tar Heel Sports Network once again will be the voice of Carolina Baseball when it comes to action on the diamond in 2013.

The network will broadcast 45 regular-season games and all of Carolina's ACC Championship contests and any NCAA Championship games in which Carolina is a participant. All games broadcast can be heard on 97.9 FM WCHL and at GoHeels.com. Postseason games will be carried live by WCHL. Raleigh's Sports Radio 850 The Buzz will carry most ACC weekend series covered by THSN, and WBAG in Burlington will also air select games.

For the 2013 season, Dave Nathan will serve as the play-by-play announcer, with Turner Walston serving as color analyst.

Nathan is in his third season broadcasting Carolina athletics on the Tar Heel Sports Network. In addition to his role with the Diamond Heels, he hosts the UNC football and men's basketball pregame, halftime and postgame shows.

Nathan also hosts "Primetime in the ACC", a weekly radio show heard throughout the state.



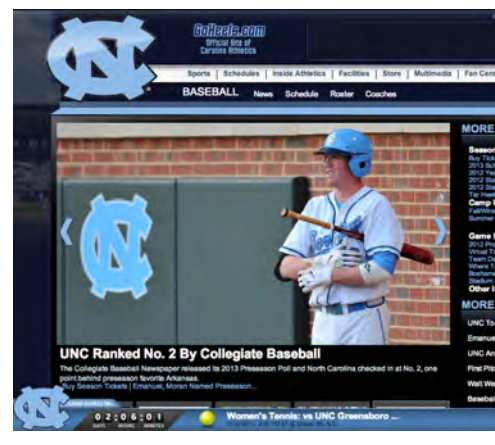
Dave Nathan
Play-by-Play



Turner Walston
Color Analyst

Walston has covered Carolina baseball since 2008 and begins his first season as full-time radio analyst. Walston is the managing editor of Tar Heel Monthly and Tar Heels Today magazine along with being a featured writer for GoHeels.com and TarHeelMonthly.com.

Walston graduated from UNC in 2003 with a degree in communications and holds a master's degree in sport management from East Carolina University.



For all the latest Carolina baseball news, feature stories, live stats, results and comprehensive statistics, check out the official Internet site of the UNC Athletic Department.

CHAMPIONS SWING

Louisville
Slugger®



THE EXCLUSIVE BATS OF
YOUR BASEBALL TEAM

THE BRAND-NEW ATTACK

LOUISVILLE SLUGGER'S ONLY TWO-PIECE COMPOSITE BAT



**T² FEATURING
TECHNOLOGY**

Revolutionary new connection technology strengthens the link between the barrel and handle of the Attack bat for better feel and dramatically reduced vibration.

EXOGRID® 3



OMAHA® BALANCED



NEW 2013 · · BATS

FEATURING FLEX BAND TECHNOLOGY

We inserted a 1"-wide graphite band into all BBCOR bats so their walls stay thin and your swing stays light. More pop, lighter swing and still BBCOR compliant.




FIND US ONLINE
SLUGGER.COM

Facebook.com/louisvilleslugger
twitter.com/sluggernation



KENT EMANUEL
JUNIOR • LHP



COLIN MORAN
JUNIOR • 3B



SHANE TAYLOR
JUNIOR • RHP



HOBBS JOHNSON
JUNIOR • LHP



BRIAN HOLBERTON
JUNIOR • C/OF

2013 SCHEDULE

DATE	OPPONENT	SITE	TIME	DATE	OPPONENT	SITE	TIME
Feb. 15	SETON HALL	CHAPEL HILL	3 pm	April 3	at UNC Wilmington	Wilmington, N.C.	6 pm
Feb. 16	SETON HALL	CHAPEL HILL	2 pm	April 5	MARYLAND*	CHAPEL HILL	7 pm
Feb. 17	SETON HALL	CHAPEL HILL	1 pm	April 6	MARYLAND*	CHAPEL HILL	6 pm
Feb. 22	STONY BROOK	CHAPEL HILL	3 pm	April 7	MARYLAND*	CHAPEL HILL	1 pm
Feb. 23	STONY BROOK	CHAPEL HILL	1 pm	April 9	at Elon	Elon, N.C.	6:30 pm
Feb. 24	STONY BROOK	CHAPEL HILL	1 pm	April 12	at Virginia Tech*	Blacksburg, Va.	5:30 pm
Feb. 26	ST. JOHN'S	CHAPEL HILL	3 pm	April 13	at Virginia Tech*	Blacksburg, Va.	2 pm
Astros Foundation College Classic (Houston, Texas)				April 14	at Virginia Tech*	Blacksburg, Va.	1 pm
March 1	vs. Rice	Houston, Texas	4:30 pm	April 16	COASTAL CAROLINA	CHAPEL HILL	6 pm
March 2	vs. California	Houston, Texas	1 pm	April 17	ELON	CHAPEL HILL	6 pm
March 3	vs. Texas A&M	Houston, Texas	3:30 pm	April 19	DUKE*	CHAPEL HILL	7 pm
March 6	DAVIDSON	CHAPEL HILL	3 pm	April 20	DUKE*	CHAPEL HILL	6 pm
March 8	at Wake Forest*	Winston-Salem, N.C.	6 pm	April 21	DUKE*	CHAPEL HILL	2 pm
March 9	at Wake Forest*	Winston-Salem, N.C.	4 pm	April 23	UNC WILMINGTON	CHAPEL HILL	6 pm
March 10	at Wake Forest*	Winston-Salem, N.C.	1 pm	April 24	CHARLOTTE	CHAPEL HILL	6 pm
March 12	GARDNER-WEBB	CHAPEL HILL	6 pm	April 26	at NC State*	Raleigh, N.C.	6:30 pm
March 13	HIGH POINT	CHAPEL HILL	6 pm	April 27	at NC State*	Raleigh, N.C.	6:30 pm
March 15	MIAMI*	CHAPEL HILL	7 pm	April 28	at NC State*	Raleigh, N.C.	7 pm
March 16	MIAMI*	CHAPEL HILL	6 pm	May 1	THE CITADEL	CHAPEL HILL	6 pm
March 17	MIAMI*	CHAPEL HILL	1 pm	May 7	JAMES MADISON	CHAPEL HILL	6 pm
March 19	PRINCETON	CHAPEL HILL	6 pm	May 8	JAMES MADISON	CHAPEL HILL	6 pm
March 22	at Boston College*	Chestnut Hill, Mass.	2:30 pm	May 10	at Georgia Tech*	Atlanta, Ga.	7 pm
March 23	at Boston College*	Chestnut Hill, Mass.	1:30 pm	May 11	at Georgia Tech*	Atlanta, Ga.	6 pm
March 24	at Boston College*	Chestnut Hill, Mass.	12 pm	May 12	at Georgia Tech*	Atlanta, Ga.	1 pm
March 26	VCU	CHAPEL HILL	6 pm	May 14	APPALACHIAN STATE	CHAPEL HILL	6 pm
March 27	WINTHROP	CHAPEL HILL	6 pm	May 16	VIRGINIA*	CHAPEL HILL	6 pm
March 30	CLEMSON*	CHAPEL HILL	6 pm	May 17	VIRGINIA*	CHAPEL HILL	7 pm
March 31	CLEMSON*	CHAPEL HILL	7 pm	May 18	VIRGINIA*	CHAPEL HILL	2 pm
April 1	CLEMSON*	CHAPEL HILL	6 pm				

All times ET

* ACC Contest