

2021 FOOTBALL GAME NOTES



NATIONAL CHAMPIONS

1958 • 2003 • 2007 • 2019

SEC CHAMPIONS

1935 • 1936 • 1958 • 1961

1970 • 1986 • 1988 • 2001

2003 • 2007 • 2011 • 2019

GAME
2



McNeese
 September 11, 2021

Tiger Stadium
 Baton Rouge, La.
 7 p.m. CT • SECN+/ESPN+

BREAKDOWN

LSU

Record 0-1
 Ranking NR/NR
 Last Game Sept. 4 at UCLA
 L, 27-38
 Head Coach Ed Orgeron
 Career Record 61-42
 LSU Record 45-15
 vs. McNeese First Meeting
 LSU vs. McNeese 1-0



McNeese

Record 0-1
 Ranking NR/NR
 Last Game Sept. 4 vs. West Florida
 L, 36-42
 Head Coach Frank Wilson
 Career Record 22-36
 Record at McNeese 3-5 (2nd Season)



COACH LOCATIONS

On The Field

Ed Orgeron, Head Coach
 Mickey Joseph, Wide Receivers/Asst. Head Coach
 Blake Baker, Linebackers
 Brad Davis, Offensive Line
 Andre Carter, Defensive Line
 Kevin Faulk, Running Backs
 Greg McMahon, Special Teams
 Corey Raymond, Cornerbacks

In The Press Box

Jake Peetz, Offensive Coordinator
 DJ Mangas, Passing Game Coordinator
 Daronte Jones, Defensive Coordinator, Safeties

ON THE AIR



Chris Blair, Play-By-Play
 Doug Moreau, Analyst
 Gordy Rush, Reporter



Mike Morgan, Play-by-Play
 Charles Arbuckle, Analyst
 Taylor Davis, Reporter

LSU Media Central

Media can access the current media guide,
 updated statistics and game notes all in one
 location at www.LSUsports.net/media.

2021 SCHEDULE

DATE	OPPONENT/TV	TIME (CT)	SERIES RECORD
Sept. 4	at UCLA (FOX)	L, 27-38	First Meeting
Sept. 11	McNeese (SECN+/ESPN+)	7 p.m.	LSU leads 1-0
Sept. 18	Central Michigan (SEC Network)	6:30 p.m.	First Meeting
Sept. 25	at Mississippi State*	TBA	LSU leads 75-36-3
Oct. 2	Auburn*	TBA	LSU leads 31-23-1
Oct. 9	at Kentucky*	TBA	LSU leads 40-16-1
Oct. 16	Florida*	TBA	Florida leads 33-31-3
Oct. 23	at Ole Miss*	TBA	LSU leads 64-41-4
Nov. 6	at Alabama*	TBA	Alabama leads 54-26-5
Nov. 13	Arkansas*	TBA	LSU leads 42-22-2
Nov. 20	ULM	TBA	LSU leads 3-0
Nov. 27	Texas A&M*	TBA	LSU leads 34-22-3
Dec. 4	SEC Championship	TBA	LSU 5-1 in Title Game

* - Denotes SEC Games | All dates & times are Central and Subject to Change

NEXT UP

- LSU (0-1) plays its home opener on Saturday, Sept. 11 when the Tigers host McNeese (0-1) at 7 p.m. in Tiger Stadium.
- The game will be streamed on SEC+/ESPN+.
- LSU is coming off a 38-27 setback to UCLA last week, while the Cowboys dropped a 42-36 decision to West Florida.
- It will mark the third scheduled game between LSU and McNeese. LSU won the first meeting between the teams 32-10 in 2010. The 2015 game was delayed for over two hours and then eventually ruled a no contest after only five minutes of game action due to weather.
- Saturday's game will feature LSU head coach Ed Orgeron facing his son Cody, the starting quarterback for the Cowboys. The game will include four Orgeron's – the other two are Parker Orgeron and Tyler – are on the LSU coaching staff.
- McNeese head coach Frank Wilson is a former assistant coach for the Tigers.
- Orgeron is 45-15 in his 5-plus years as head coach of the Tigers.
- Of Orgeron's 45 wins with the Tigers, 33 have come by double-figures, 19 have come against teams ranked in the Top 25 with 13 of those coming against Top 10 opponents. Orgeron is 13-4 against Top 10 teams at LSU.
- LSU has won 32 straight games against in-state opponents with its most recent contest against a Louisiana school coming in 2019 when the Tigers beat Northwestern State, 65-14, in Tiger Stadium.
- LSU is 137-25-8 all-time against teams from the state of Louisiana.
- Sophomore QB Max Johnson – a left-hander – will make his fourth start at the position on Saturday. Johnson is 2-1 as LSU's starting QB, leading the Tigers to wins over No. 6 Florida and Ole Miss in the final two games of the 2020 season. He's the son of Super Bowl champion QB Brad Johnson (Tampa Bay).
- Johnson has thrown 3 TD passes in each of his 3 starts (3 at Florida, 3 vs. Ole Miss, 3 at UCLA).
- In seven career games, Johnson has completed 114-of-196 passes for 1,399 yards, 11 TDs and only 2

- interceptions. He will be backed up by true freshman Garrett Nussmeier, also the son of a former NFL QB (Doug Nussmeier – current QB coach for Dallas Cowboys).
- Sophomore WR Kayshon Boutte caught 9 passes for 148 yard and 3 TDs against UCLA. Dating back to last year, Boutte has 36 receptions for 675 yards and 7 TDs over his past four games.
- RB Ty Davis-Price has 771 career rushing yards with 9 TDs.
- LSU is 26-1 overall under Orgeron when having a 100-yard rusher.
- Sophomore Kayshon Boutte, who set the SEC record with 308 yards on 14 catches in the season-finale against Ole Miss, is LSU's top returning receiver. He caught 45 passes for 735 yards and 5 TDs a year ago.
- Junior CB Derek Stingley Jr. (6 interceptions) and sophomore CB Eli Ricks (5 interceptions) have combined for 11 interceptions and they are considered the nation's top duo at the position. Stingley is a two-time first team All-America, while Ricks earned third team All-America honors as a true freshman in 2020.
- LSU's defense accounted for 4 sacks and 9.0 tackles for loss against UCLA.
- Senior LB Damone Clark, LSU's top returning tackler for a year ago, opened the season with a game-high 14 tackles against UCLA.
- Senior DE Ali Gaye ranked No. 6 in the SEC in tackles for loss with 9.5 last year in what was his first season with the Tigers. He opened the year with 4 tackles and a sack for a 12-yard loss.
- PK Cade York, a second team All-America in 2020, is 41-of-50 on field goals in his career, which includes a school-record 10 from at least 50 yards out. York kicked an LSU record 57-yard field goal with 23 seconds to beat Florida in week 9 last year.
- Return specialist Trey Palmer is one of only eight players in school history to return both a punt and kickoff for a TD. Palmer returned a punt 54 yards for a TD against Northwestern State in 2019 and last year, he returned a kickoff 93 yards for a score against South Carolina.

BY THE NUMBERS

4

Consecutive 100-yard receiving games for LSU sophomore WR Kayshon Boutte. Boutte opened the year with 148 yards and 3 TDs on 9 receptions. against UCLA after capping 2020 with three straight 100-yard games, including an SEC record 308 yards and 3 TDs on 14 receptions vs. Ole Miss.

10

Career field goals of at least 50 yards for junior Cade York. The 10 50-yard field goals are a school record.

30

Straight games LSU has had at least one passing touchdown.

McNeese Week

6 MONDAY	7 TUESDAY Orgeron Press Conference 12:30 p.m. - Zoom	8 WEDNESDAY SEC Teleconference 10 a.m. Orgeron on call Player Interviews Noon -1 p.m.- Zoom Coach O Radio Show 7 p.m. - TJ Ribs at Acadian	9 THURSDAY Coach Orgeron Post-Practice Interview 5:45 p.m. - Zoom	10 FRIDAY Focus Friday No Media Availability	11 SATURDAY Gameday McNeese vs. LSU 7 p.m. CT SECN+	12 SUNDAY Off Day No Media Availability
---------------------------	--	--	---	--	--	---

LSU Media Services

Ed Orgeron Interviews

Monday Press Conference:

LSU head coach Ed Orgeron meets with the media each Monday of game week over Zoom. A transcript of Coach Orgeron's opening statement as well as the question and answer session can be found on www.LSUsports.net. LSU will distribute the interview via FTP. A link to download the press conference will be emailed to members of the media each Monday afternoon during the season. Email Michael Bonnette at mbonnet@lsu.edu to be placed on the distribution list.

Listen To Ed Orgeron's Weekly Press Conference

Members of the media can access the audio portion of Coach Orgeron's Weekly Press Luncheon each Monday starting at 12:30 p.m. CT at www.LSUsports.net/live or over the radio in the Baton Rouge area on 104.5 FM.

SEC Teleconference

The 14 SEC coaches are featured on a weekly teleconference each Wednesday at 10 a.m. CT during the regular season. Coach Orgeron speaks for 10 minutes starting at 10 a.m. Contact the LSU Sports Information Department to obtain the phone number to access the call.

Thursday Post-Practice

Coach Orgeron meets with the media over Zoom at approx. 6 p.m. each Thursday during the regular season.

LSU Player Interviews

LSU players are available to the media during a typical game week on Tuesday from noon-1 p.m. over Zoom. Interview requests for the Monday media opportunity should be made at least 24 hours in advance and emailed to Michael Bonnette (mbonnet@lsu.edu) and Brandon Berrio (bberri1@lsu.edu). Members of the media are not permitted to contact players on their cell phones under any circumstance.

LSU Video Newsfeed

LSU will be distributing video interviews and other highlights via FTP during the 2021 season. A link to download the newsfeed will be emailed to members of the media each Monday afternoon during the season. Email Michael Bonnette at mbonnet@lsu.edu to be placed on the distribution list.

WHO TO CONTACT

Communications Office • (225) 578-8226

Michael Bonnette • Assoc. AD/Communications

Coach Orgeron and Player Interview Requests | E-mail: mbonnet@lsu.edu

Brandon Berrio • Director of Digital & Creative Content

Player Interview Requests | E-mail: bberri1@lsu.edu

LSU Director of Creative Content

Emily Dixon - emily@lsu.edu

LSU Digital Media Reporter

Cody Worsham - cworsham@lsu.edu

LSU Director of Digital Media

Todd Politz - todd@lsusp.com

LSU Creative Services

Jason Feirman - jfeirman@lsu.edu (Logos)

Lindsey Thompson - lthompson1@lsu.edu (Graphics)

Chris Parent - cparen3@lsu.edu (Photos)

Network Operations/SEC Network

John Schiebe - jschieb@lsu.edu

LSU Sports Productions

David Landry - david@lsusp.com

LSU Radio

Chris Blair - chris@lsusp.com

LSU Sports Information Mailing Address

LSU Athletic Administration Building
Baton Rouge, LA 70803

www.LSUsports.net/media

The Official Website of LSU Athletics is home to all the football information you need. Schedules, results, rosters, bios, statistics and game notes can be found and are always up to date. The GAMEDAY section, updated daily, has all relevant info for the upcoming game.

CollegePressBox.com

Collegepressbox.com is the official media website for SEC Football. Access and download weekly game notes, quotes, statistics, media guides, headshots, logos, flip cards and more for the conference and each of its member schools. Login information will be distributed to accredited media or you can apply for a password by sending an e-mail to password@collegepressbox.com.



LSU Football on Twitter & Facebook

facebook.com/LSUfootball

twitter.com/LSUfootball

instagram.com/LSUfootball

twitter.com/Coach_EdOrgeron

twitter.com/LSUMediaAlerts

LSUsports.net/connect



Ed Orgeron

Head Coach

@Coach_EdOrgeron

Overall Record: 61-42

LSU Record: 45-15
(Sixth year)

THE ORGERON FILE

Year at LSU: Sixth (Fifth as head coach)

Birthdate: July 27, 1961, in Larose, La.

Children: Tyler, Parker, Cody

High School: South Lafourche High School (Galliano, La.)

College: Northwestern State (La.), 1984

YEAR-BY-YEAR HEAD COACHING RECORD

YEAR	SCHOOL	OVERALL RECORD
2005	Ole Miss	3-8
2006	Ole Miss	4-8
2007	Ole Miss	3-9
2013	Southern Cal	6-2
2016	LSU	6-2
2017	LSU	9-4
2018	LSU	10-3
2019	LSU	15-0
2020	LSU	5-5
2021	LSU	0-1
Overall		61-42

PLAYING EXPERIENCE

1981-84 Northwestern (La.) State (defensive line)

COACHING EXPERIENCE

1984	Northwestern (La.) State (graduate assistant)
1985	McNeese State (graduate assistant)
1986-87	Arkansas (assistant strength coach)
1988-92	Miami (Fla.) (graduate assistant, 1988; defensive line 1989-92)
1994	Nicholls State (linebackers)
1995-97	Syracuse (defensive line)
1998-2004	Southern Cal (defensive line, 1998-2002; recruiting coordinator, 2001-04)
2005-07	Ole Miss (head coach)
2008	New Orleans Saints (defensive line)
2009	Tennessee (defensive line/recruiting coordinator)
2010-12	Southern Cal (defensive coordinator/defensive line/recruiting coordinator, 2010-13; interim head coach, 2013)
2015-pres.	LSU (defensive line; recruiting coordinator, 2016; interim head coach, Sept. 25, 2016, head coach, Nov. 26, 2016)

BOWL EXPERIENCE

SEASON	BOWL	TEAM	OPPONENT	RESULTS
AS ASSISTANT COACH				
1986	Orange	Arkansas	Oklahoma	L, 42-8
1987	Liberty	Arkansas	Georgia	L, 20-17
1988	Orange	Miami	Nebraska	W, 23-3
1989	Sugar	Miami	Alabama	W, 33-25
1990	Cotton	Miami	Texas	W, 46-3
1991	Orange	Miami	Nebraska	W, 22-0
1992	Sugar	Miami	Alabama	L, 34-13
1995	Gator	Syracuse	Clemson	W, 41-0
1996	Liberty	Syracuse	Houston	W, 30-17
1997	Fiesta	Syracuse	Kansas State	L, 35-18
1998	Sun	Southern Cal	TCU	L, 28-19
2001	Las Vegas	Southern Cal	Utah	L, 10-6
2002	Orange	Southern Cal	Iowa	W, 38-17
2003	Rose	Southern Cal	Michigan	W, 28-14
2004	Orange	Southern Cal	Oklahoma	W, 55-19
2009	Chick-fil-A	Tennessee	Virginia Tech	L, 37-14
2012	Sun	Southern Cal	Georgia Tech	L, 21-7
2015	Texas	LSU	Texas Tech	W, 56-27
AS HEAD COACH				
2016	Citrus	LSU	Louisville	W, 29-9
2017	Citrus	LSU	Notre Dame	L, 21-17
2018	Fiesta	LSU	UCF	W, 40-32
2019	Chick-fil-A	LSU	Oklahoma	W, 63-28
2019	CPF NC	LSU	Clemson	W, 42-25

When it comes to building a championship football program, there's none better than LSU Head Coach Ed Orgeron. A driven leader with a vision on how to achieve success, Orgeron needed only three seasons to fulfill a pledge he made at his introductory press conference on Nov. 26, 2016, when he vowed to "build a championship program at LSU."

Orgeron did just that in 2019, earning numerous National Coach of the Year honors on his way to leading LSU to the most dominant season in college football history with a 15-0 record and the CFP National Championship. But Orgeron's definition of a championship program goes much farther than winning championships on the football field. It's also about developing young men, both on and off the field; it's about fielding a team of high-character players that are determined to compete at the highest level on the field, while pursuing an education off the field; it's about players focused on the success of the team, not individual awards; it's about players doing the right thing, all of the time. It's known as the LSU Standard of Performance, not just on Saturday nights during the fall, but year-round.

And with that mentality, which starts at the top with Orgeron — a coach who never takes credit for his team's success, but instead praises his staff and his players — LSU stormed its way to the 2019 national title, winning 12 of 15 games by double-figures and beating seven Top-10 opponents along the way. LSU had five wins over teams that finished the 2019 season ranked in the Top 10.

In 2020, Orgeron and the Tigers found a way to still have success despite losing their starting quarterback just three games into the season. Behind the play of true freshman quarterback Max Johnson, LSU capped 2020 on a high note, beating No. 6 Florida in Gainesville and wrapping up the year with a win over Ole Miss in Tiger Stadium to finish with a 5-5 overall mark. Of the 48 players who saw action in the win over Florida, 26 were either freshmen or sophomores with three true freshmen accounting for three of LSU's four touchdowns in the victory. Since taking over the Tigers four games into the 2016 season, Orgeron has guided LSU to a 45-14 mark. He's also led the Tigers to five postseason victories — one in the SEC Championship Game, two bowl games and two in the College Football Playoff.

Of LSU's 45 wins under Orgeron, 33 have come by double-figures and 13 have been over Top-10 teams. The 13 Top-10 wins rank as the second-most for any coach in LSU history, trailing only Les Miles who won 16 games over Top 10 opponents in 12 years. LSU has a 29-12 record under Orgeron against SEC teams, which includes a 37-10 win over fourth-ranked Georgia in the 2019 SEC Championship Game.

Under Orgeron, the Tiger program has produced 12 first-team All-Americans, four national award winners including the 2019 Heisman Trophy winner in quarterback Joe Burrow, and 39 NFL Draft picks including 10 in the first round. In the 2020 NFL Draft, LSU set an SEC record with five first-round picks and tied the all-time mark with 14 players selected during the seven-round event. In 2020, quarterback Burrow went No. 1 overall and LSU became the first school in the history of the NFL Draft to have a quarterback, running back (Clyde Edwards-Helaire) and wide receiver (Justin Jefferson) picked in the first round.

In the 2021 NFL Draft, the Tigers saw another seven players selected, including the No. 5 overall pick in wide receiver Ja'Marr Chase. LSU's two-year draft total from 2020-21 stands at 21, the most for any school in college football over that span in the history of the NFL Draft.

When it comes to recruiting, there are none better than Orgeron and his staff who continue to assemble the best roster in college football with a focus that includes keeping the best players in Louisiana at home, while also attracting the top talent from coast to coast.

Now entering its fifth full season under Orgeron, LSU has used the "One Team, One Heartbeat" philosophy along with the ability to "block out the noise" to become the premier program in college football.

2020

In a COVID-altered season, Orgeron led LSU to a 5-5 mark despite having to start a true freshman at quarterback for the final six games of the year due to the season-ending injury to Myles Brennan in week 3. In addition, the Tigers had five returning starters opt out of the season due to COVID-19 concerns leaving LSU with only six returning starters from its national championship team. Still, LSU, with a young and inexperienced roster, competed each week, beating South Carolina at home and Arkansas on the road.

Counting on many freshmen and sophomores, LSU won three of its final five games, including wins over No. 6 Florida in Gainesville and Ole Miss in Tiger Stadium to cap season on a high note. In the win over Florida, the Tigers started nine true freshmen and sophomores, including quarterback Max Johnson who earned SEC Offensive Player of the Week in what was his first career start. Johnson threw for 239 yards and three TDs and true freshmen accounted for three of LSU's four touchdowns in the 37-34 victory. A week later against Ole Miss, true freshman Kayshon Boutte set the SEC record for single-game receiving yards with 308 on 14 receptions and Johnson passed for 435 yards and three scores in the 53-48 win. The back-to-back wins to close out the 2020 season set the stage for an outstanding spring for the Tigers as LSU returns 29 players in 2021 who have at least one career start to their credit.

LSU's 2020 season wrapped up with the Tigers having seven players selected in the NFL Draft led by wide receiver Ja'Marr Chase, who was selected No. 5 overall.

THE COACH O WAY

A native of LaRose, Louisiana, Orgeron developed a passion for the Tigers at an early age, becoming a fan of some of the all-time LSU greats in the 1970s. Players like Bert Jones, Ronnie Estay, Tommy Casanova, Charles Alexander and of course, coach Charles McClendon, ignited a purple and gold fire under Orgeron that still burns today.

Orgeron has reunited the current roster with former players, making them an integral part of the program and he's leveraged his passion and love for LSU into a determination and drive that sees him spend nearly every waking moment focused on LSU football and his vision for the program.

With the "One Team. One Heartbeat" motto, the Tigers seemingly became a different team overnight when Orgeron was elevated to interim head coach on Sept. 25, 2016 and the results that LSU sought soon followed. As the head coach of the Tigers, Orgeron said he was going to "flip the script" and he assigned a theme for the daily practices. The purpose of the descriptive practice themes for each day during the week is one of the ways that Orgeron and his staff hold the players accountable and focused both prior to and during the workout. The daily practice nicknames are as follows: Tell the Truth Monday, Competition Tuesday, Turnover/No Turnover Wednesday, No Repeat Thursday, and Focus Friday.

Orgeron has also opened the doors for former LSU players to come back and be active in the program. Having former players actively involved is a way for the current Tigers to get a better understanding of who helped build the foundation for the program, while also letting them see first-hand what it means to be an LSU Tiger and the responsibility that goes along with it. Orgeron routinely has former Tigers speak to the team, attend



practices and be involved with the organization. He also invited former Tigers to come back on gamedays and be part of the “Tiger Walk” as they lead the current team down “Victory Hill” on their way to the stadium.

ORGERON COACHING HISTORY

Orgeron, who has also served as head coach at Ole Miss and Southern Cal, is 45-14 at LSU. His career mark as a collegiate head coach is 61-41, however he’s 51-16 over his last 67 games. Orgeron went 6-2 as Southern Cal’s interim head coach in 2013, taking over a USC team that stumbled to a 3-2 mark over the first five games of the year. Orgeron rallied the Trojans as USC closed out the regular season with wins in six of its final eight games. Orgeron originally joined the Tiger staff in 2015 as defensive line coach, before adding the title of recruiting coordinator in the spring of 2016.

Prior to joining the LSU staff, Orgeron’s last coaching stop came at Southern Cal where he served as recruiting coordinator and defensive line coach for the Trojans for four years (2010-13). Orgeron was elevated to interim head coach at USC for the final eight games of the 2013 season.

Orgeron served two stints at Southern Cal, the first as the Trojans’ defensive line coach from 1998 to 2004. Orgeron coached under Paul Hackett at USC for three years from 1998 to 2000 and was one of just a handful of coaches retained by Pete Carroll when he took over as the Trojans’ head coach in 2001.

Orgeron left USC in 2005 to become the head coach at Ole Miss, where he went 10-25 in three years with Rebels from 2005-07.

Orgeron spent the 2008 season coaching the defensive line for the New Orleans Saints and then joined Tennessee as defensive line coach and recruiting coordinator in 2009. He returned to Southern Cal following the 2009 season.

Orgeron made a name for himself as a top defensive line coach at the University of Miami from 1988-92, where he coached eight All-Americans, including NFL first-rounders Cortez Kennedy, Russell Maryland and Warren Sapp. In 1988, he was a graduate assistant at Miami, working with the defensive line.

Orgeron also was a graduate assistant at Northwestern (La.) State, his alma mater, in 1984 and McNeese State in 1985, working with the defensive line at both schools, then was an assistant strength coach at Arkansas for two years (1986-87).

ORGERON’S LOUISIANA ROOTS

Born July 27, 1961, he has three sons, Tyler, and twins Parker and Cody and a grandson Emmett. Parker and Tyler are both member of the LSU football coaching staff, while Cody is the starting quarterback at McNeese. Cody, who still have one year of eligibility remaining, earned his undergraduate degree from McNeese last May. Parker was a two-year starter at wide receiver for McNeese and is currently pursuing his degree at LSU.

Away from the field, Coach O has taken up the sport of boxing and trains three times a week at a local gym. He also teamed with Louisiana Governor John Bel Edwards to educate and inform the citizens of Louisiana during the Covid-19 pandemic. Coach O appeared on commercials and other mediums to support the wearing of masks during the pandemic.

He’s also been heavily involved in many community service efforts in the Baton Rouge area, including “Basket of Hope”, which has the mission of giving hope to children diagnosed with cancer or other serious illness through the delivery of a Basket of Hope filled with toys, games, craft items, stuffed animals, gift cards, and other items. Coach O makes several trips to local hospitals each year to hand deliver these baskets and to spend time with the children and their families.



ORGERON'S SUPERLATIVES AT LSU

Most Points Scored

1.	72	at Texas A&M	11/24/18
2.	66	at Vanderbilt	9/21/19
3.	65	vs. Northwestern St.	9/14/19
4.	63	vs. Oklahoma (CFA Bowl)	12/28/19
5.	58	at Ole Miss	11/16/19

Fewest Points Allowed

1.	0	vs. Southeastern La.	9/8/18
	0	vs. BYU (in New Orleans)	9/2/17
3.	3	vs. Mississippi St.	10/20/18
	3	vs. Georgia Southern	8/31/19
5.	6	vs. Utah St.	10/5/19

Most First Downs

1.	35	at Ole Miss	11/16/19
2.	33	vs. Ole Miss	9/29/18
3.	32	vs. Utah St.	10/5/19
	32	vs. UCF (Fiest Bowl)	1/1/19
5.	31	vs. Oklahoma (CFA Bowl)	12/28/19
	31	vs. Texas A&M	11/30/19
	31	vs. Northwestern St.	9/14/19
	31	at Texas A&M	11/24/18
	31	vs. Rice	11/17/18

Fewest First Downs Allowed

1.	6	vs. BYU (in New Orleans)	9/2/17
2.	8	vs. Georgia Southern	8/31/19
3.	11	vs. Louisville (Citrus Bowl)	12/31/16
4.	10	vs. Utah St.	10/5/19
5.	12	vs. Texas A&M	11/30/19
	12	at Tennessee	11/18/17
	12	vs. Chattanooga	9/9/17

Most Rushing Attempts

1.	57	vs. BYU (in New Orleans)	9/2/17
2.	56	vs. Texas A&M	10/25/17
3.	55	at Ole Miss	10/21/17
4.	54	vs. South Carolina	10/24/20
5.	52	vs. UCF (in Glendale, Ariz.)	1/1/19
	52	vs. Missouri	10/1/16

Opponent's Fewest Rushing Attempts

1.	14	vs. BYU (in New Orleans)	9/2/17
2.	16	vs. Mississippi St.	9/26/20
3.	19	at Arkansas	11/10/18
4.	22	vs. Utah St.	10/5/9
	22	vs. Missouri	10/1/16
6.	23	vs. Northwestern St.	9/14/19

Most Rushing Yards

1.	418	vs. Missouri	10/1/16
2.	393	at Ole Miss	10/21/17
3.	390	at Arkansas	11/12/16
4.	311	vs. Ole Miss	10/22/16
5.	298	at Texas A&M	11/24/16

Fewest Rushing Yards Allowed

1.	-5	vs. BYU (in New Orleans)	9/2/17
2.	9	vs. Mississippi St.	9/26/20
3.	16	at Arkansas	11/10/18
4.	19	vs. Utah St.	10/5/19
5.	38	at Tennessee	11/18/17

Most Passes Attempted

1.	48	at Missouri	10/10/20
	48	at Auburn	10/31/20
3.	47	at Texas A&M	11/28/20
4.	46	vs. Mississippi St.	9/26/20
	46	at UCLA	9/4/21
5.	45	vs. Alabama	12/5/20

Most Passes Completed

1.	32	vs. Oklahoma (CFA Bowl)	12/28/19
	32	at Ole Miss	11/16/19
	32	vs. Auburn	10/26/19
4.	31	at Alabama	11/9/19
	31	at Texas	9/07/19

Opponent's Fewest Pass Attempts

1.	11	vs. Georgia Southern	8/31/19
2.	15	vs. Rice	11/17/18
3.	16	at UCLA	9/4/21
	16	at Florida	10/7/17
4.	17	vs. Florida	11/19/16
5.	19	vs. Alabama	11/5/16

Opponent's Fewest Passes Completed

1.	4	vs. Georgia Southern	8/31/19
2.	7	vs. Rice	11/17/18
	7	vs. Florida	11/19/16
4.	8	vs. Mississippi St.	10/20/18
5.	9	at UCLA	9/4/21
	9	vs. Auburn	10/14/17

Most Passing Yards

1.	532	vs. Oklahoma (CFA Bowl)	12/28/19
2.	488	vs. Northwestern St.	9/14/19
3.	471	at Texas	9/07/19
4.	430	at Missouri	10/10/20
5.	425	va. Texas A&M	11/30/19

Opponent's Fewest Passing Yards

1.	24	vs. Georgia Southern	8/31/19
2.	59	vs. Mississippi St.	10/20/18
3.	97	vs. Texas A&M	11/30/19
4.	101	vs. Rice	11/17/18
5.	102	vs. BYU (in New Orleans)	9/2/17

Most Yards of Total Offense

1.	714	at Ole Miss	11/16/19
2.	692	vs. Oklahoma (CFA Bowl)	12/28/19
3.	634	vs. Missouri	10/1/16
4.	622	at Texas A&M	11/24/16
5.	612	vs. Arkansas	11/23/19

Opponent's Fewest Yards of Total Offense

1.	97	vs. BYU (in New Orleans)	9/2/17
2.	98	vs. Georgia Southern	8/31/19
3.	198	vs. Rice	11/17/18
4.	159	vs. Utah St.	10/5/19
5.	169	vs. Texas A&M	11/30/19

Highest Punting Average (min. 3)

1.	58.0	vs. Southern Miss	10/15/16
2.	51.7	vs. Georgia Southern	8/31/19
3.	49.4	vs. Mississippi St.	9/26/20
4.	49.2	at Tennessee	11/18/17
5.	49.16	at Auburn	9/15/18

Highest Time of Possession

1.	44:31	vs. UCF (Fiesta Bowl)	1/1/19
2.	42:33	vs. Missouri	10/1/16
3.	41:43	at Arkansas	11/21/20
4.	41:03	vs. Utah St.	10/5/19
5.	40:21	vs. Arkansas	11/23/19

Longest Scoring Drive (By Yards)

1.	99	vs. Utah St. (13 plays)	10/5/19
2.	97	vs. Ole Miss (7 plays)	10/22/16
3.	96	vs. Southeastern La. (7 plays)	9/8/18
4.	95	at Arkansas (2 plays)	11/12/16
5.	95	vs. Alabama (9 plays)	12/5/20

Longest Scoring Drive (By Time)

1.	7:26	vs. South Carolina	10/24/20
2.	7:24	at Arkansas (14-77)	11/10/18
3.	7:13	vs. BYU (in New Orleans) (13-66)	9/2/17
4.	7:12	vs. UCF (Fiesta Bowl) (12-78)	1/1/19
5.	6:55	at Arkansas (13-84)	11/12/16

Longest Scoring Drive (By Plays)

1.	17	at Ole Miss (66 yds.)	11/17/19
	17	at Florida (63 yds.)	12/12/20
2.	16	vs. Georgia (77 yds)	12/7/19
	16	vs. South Carolina (75 yds.)	10/24/20
3.	15	at Texas A&M (90 yds.)	11/24/18
	15	vs. Mississippi St. (64 yds.)	10/20/18
	15	vs. Georgia (50 yds.)	10/13/18

ORGERON'S RECORD VS. OPPONENTS

Alabama	1-7	Arizona	1-0	Clemson	1-0	Utah St.	1-0
Arkansas	5-3	California	1-0	Louisville	1-0	Wyoming	0-1
Auburn	3-4	Colorado	1-0	Miami	1-0	Record v. MWC	1-1
Florida	3-3	Oregon St.	1-0	Syracuse	1-0	Chattanooga	1-0
Georgia	2-2	Stanford	1-0	Wake Forest	0-1	The Citadel	1-0
Kentucky	1-1	UCLA	0-2	VS. ACC	4-1	VS. Southern Conference	2-0
LSU	0-3	Utah	1-0	LA Tech	2-0	Northwestern LA	3-0
Mississippi State	3-4	VS. Pac-12	6-2	Rice	1-0	Southeastern LA	1-0
Missouri	1-3	Oklahoma	1-0	Southern Miss	1-0	VS. Southland	4-0
Ole Miss	4-0	Texas	1-0	VS. C-USA	4-0	Georgia Southern	1-0
South Carolina	1-0	VS. Big-12	2-0	BYU	1-0	Troy	0-1
Tennessee	1-1	Memphis	3-0	VS. Independent	1-2	VS. Sun Belt	1-1
Texas A&M	3-2	UCF	1-0				
Vanderbilt	3-2	VS. AAC	4-0				
VS. SEC	31-35						

TRACKING THE TIGERS

WEEK	AP	COACHES	CFP
Preseason	16	13	--
Week 2	NR	NR	--
Week 3	--	--	--
Week 4	--	--	--
Week 5	--	--	--
Week 6	--	--	--
Week 7	--	--	--
Week 8	--	--	--
Week 9	--	--	--
Week 10	--	--	--
Week 11	--	--	--
Week 12	--	--	--
Week 13	--	--	--
Week 14	--	--	--
Week 15	--	--	--

COACHES POLL

RK.	TEAM	POINTS	PREV
1	Alabama	1624 (64)	1
2	Georgia	1537	5
3	Ohio State	1491	4
4	Oklahoma	1397	3
5	Texas A&M	1334	6
6	Clemson	1239	2
7	Notre Dame	1197	7
8	Cincinnati	1113	10
9	Florida	1058	11
10	Iowa State	1057	8
11	Oregon	920	12
12	Iowa	914	18
13	Penn State	872	20
14	Southern California	828	14
15	Texas	653	19
16	UCLA	538	NR
17	Wisconsin	359	15
18	Utah	294	NR
19	Coastal Carolina	289	24
20	Mississippi	285	25
21	Virginia Tech	274	NR
22	North Carolina	252	9
23	Oklahoma State	243	22
24	Miami	186	16
25	Arizona State	181	NR

AP POLL

RK.	TEAM	POINTS	PREV
1	Alabama	1571 (59)	1
2	Georgia	1507 (4)	5
3	Ohio State	1,437	4
4	Oklahoma	1,374	2
5	Texas A&M	1,288	6
6	Clemson	1,231	3
7	Cincinnati	1,136	8
8	Notre Dame	1,070	9
9	Iowa State	1,045	7
10	Iowa	942	18
11	Penn State	908	19
12	Oregon	883	11
13	Florida	842	13
14	USC	789	15
15	Texas	683	21
16	UCLA	668	-
17	Coastal Carolina	384	22
18	Wisconsin	376	12
19	Virginia Tech	359	-
20	Ole Miss	335	-
21	Utah	334	24
22	Miami (FL)	229	14
23	Arizona State	222	25
24	North Carolina	198	10
25	Auburn	83	-

NOTEBOOK

LSU's McNeese Ties

LSU head coach Ed Orgeron served on the McNeese staff in 1985 ... LSU offensive analyst Steve Ensminger was offensive coordinator and quarterbacks coach for the Cowboys in 1985 ... LSU staff member Parker Orgeron was a starting wide receiver for McNeese for three years before retiring from football due to injuries ... McNeese starting quarterback Cody Orgeron is the son of LSU coach Ed Orgeron and he's the twin brother of Parker ... McNeese head coach Frank Wilson served six years as LSU's running backs coach and recruiting coordinator ... Assistant coaches Chris Truax (offensive line) and Blaine Gautier (wide receivers) also have LSU connections with Truax playing for the Tigers from 1988-91 and Gautier serving as an offensive analyst from from 2015-19 ... McNeese SID Matthew Bonnette is the younger brother of LSU SID Michael Bonnette ... They are the son of Louis Bonnette, who served as the McNeese SID for 46 years.

LSU vs. Louisiana Schools

The Tigers bring a 137-25-8 mark all-time against teams from Louisiana into the McNeese game. The Tigers have won 32 straight games against in-state opponents. LSU's last loss to an in-state foe came in 1982 when Tulane posted a 31-28 win over LSU in Tiger Stadium. LSU's record against in-state schools include: 69-22-7 vs. Tulane; 22-0 vs. Louisiana-Lafayette; 19-1 vs. Louisiana Tech; 12-0 vs. Northwestern State; 4-1 vs. Loyola (New Orleans); 3-0 vs. Louisiana-Monroe; 3-1-1 vs. Centenary; 2-0 vs. Louisiana College and Southeastern; and 1-0 vs. McNeese State.

LSU vs. the Southland Conference

LSU is 16-0 all-time against current members of the Southland Conference. The last game against a team from the Southland came in 2019, a 65-14 win over Northwestern State. LSU is 12-0 vs. Northwestern State, 2-0 against Southeastern Louisiana and 1-0 against McNeese State and Sam Houston State.

LSU vs. The Football Championship Subdivision (FCS)

Saturday's game against McNeese marks the 18th time that LSU will face a team from the Football Championship Subdivision (FCS). LSU is 28-0 all-time against FCS teams. LSU has an undefeated record against Chattanooga, Citadel, Fordham, Furman, Howard, McNeese, Mercer, Northwestern State, Sam Houston State, Southeastern Louisiana, Towson, Western Carolina and Western Illinois.

LSU In Home Openers

Overall, LSU is 100-22-4 in home openers, which includes a 72-20-4 mark in Tiger Stadium. LSU has won 23 of its last 25 home openers dating back to a 35-34 win over Houston in 1996. In that span, the only home opener losses came in a 30-27 OT loss to Tennessee in 2005 and 44-34 loss to Mississippi State in 2019. LSU hasn't lost a "Saturday Night" home opener since dropping a 18-13 decision to Texas A&M in 1994.

LSU is 15-1 Following A Loss Under Orgeron

LSU goes into the home opener against McNeese with a 15-1 record under Ed Orgeron in games following a loss. LSU has only lost back-to-back games under Orgeron once. In 2020, LSU went 4-1 after a loss, beating Vanderbilt, South Carolina, Arkansas and No. 6 Florida.

LSU's Non-Conference Tiger Stadium Winning Streak

LSU has won six straight and 55 of its last 56 games against non-conference opponents in Tiger Stadium. LSU's last loss against a non-conference foe came in 2017 when Troy beat the Tigers, 24-21 on Sept. 30. Prior to that loss, LSU had won 49 straight non-conference games in Tiger Stadium, which ranks as the third-longest streak in college football history, trailing only Harvard (55 from 1890-1895) and Carlisle (54 from 1901-1915). Before the Troy loss in 2017, LSU's last defeat in Tiger Stadium to a non-conference team came in 2000 against UAB.

Boutte Picks Up Where He Left Off in 2020

LSU sophomore WR Kayshon Boutte picked up where he left off in 2020 as he led the Tigers with 9 receptions for 148 yards and 3 TDs against UCLA. It marked Boutte's fourth straight 100-yard game. Over his last four games, Boutte has caught 36 passes for 675 yards and 7 TDs. For his career, Boutte has 54 receptions for 883 yards and 8 TDs. Of his 54 receptions, 37 have resulted in either a touchdown or a first down. Going back to last year's Alabama game, Boutte has caught 36 passes and 27 of those resulted in either a first down or a touchdown. Boutte is the first LSU player to have back to back games with three receiving touchdowns.

Atkins is LSU's Special Teams Swiss Army Knife

Senior Avery Atkins serves as LSU's Swiss Army Knife on special teams as the LSU graduate sees action at three positions for the unit. Atkins handles LSU's kickoffs duties, serves as the holder on all placekicks and for the first time in his career with the Tigers, punted against UCLA. Against the Bruins, Atkins had five kickoffs with three touchbacks and he punted six times for an average of 40 yards. He pinned UCLA inside its 20 on four of six punts.

Johnson Adds Another 3-TD Game To His List

Sophomore QB Max Johnson added another 3-touchdown game to his list last week against UCLA. All three of Johnson's TD passes went to sophomore Kayshon Boutte. Johnson has tossed 11 career TD passes with 7 going to Boutte. In his three career starts, Johnson has combined to complete 114-of-196 passes for 1,399 yards, 11 TDs and only 2 interceptions.

LSU vs. Non-Conference Foes Under Orgeron

LSU is 16-3vs. non-conference opponents under Coach Orgeron. The Tigers have won 11 of their last 12 non-SEC games under Orgeron with the only loss during that span coming to UCLA. With the Tigers playing an SEC-only schedule in 2020, it marked the first time in the modern era LSU did not play a non-conference team.

NOTEBOOK

10 True Freshmen See Action in Opener

LSU continued its trend under Coach Orgeron of playing true freshmen as 10 rookies saw action for the Tigers in the season-opener against UCLA. Since taking over four games into the 2016 season, Orgeron has played 94 true freshmen, including 20 in 2017. The following is a look at the number of true freshmen who have seen action under Orgeron:

Year	True Freshmen to Play
2016	12
2017	20
2018	15
2019	19
2020	18
2021	10

LSU's List of True Freshmen Who Have Seen Action in 2021

LSU played 10 true freshmen in the season-opener against UCLA. The following is a list of LSU's true freshmen who have played in 2021: DT Mason Smith (1); DB Derrick Davis (1), WR Brian Thomas (1), DL Xavier Carter (1), WR Chris Hilton (1), DB Damarius McGhee (1), LB Greg Penn (1), DL Landon Jackson (1), OL Garrett Dellinger (1), and WR Jack Bech (1).

LSU Is 81-10 vs. Non-Conference Teams Dating Back to 2001

Dating back to the 2001 season when LSU captured its first outright SEC title since 1986, the Tigers have done quite well against non-conference opponents, going 81-10 against non-SEC foes during that span. Of the 81 wins, 21 have come against top-25 teams. Of the 10 losses, only four have come during the regular season (2002 at Virginia Tech, 2016 vs. Wisconsin at Lambeau Field, 2017 vs. Troy, and 2021 at UCLA). The other six losses came in bowl games (2003 Cotton Bowl vs. Texas; 2005 Capital One Bowl vs. Iowa; 2009 Capital One Bowl vs. Penn State; 2012 Chick-Fil-A Bowl vs. Clemson; 2014 Music City Bowl vs. Notre Dame, 2018 Citrus Bowl vs. Notre Dame).

Second-Generation Signal Callers

Two of LSU's quarterbacks are the sons of former NFL QBs. Sophomore Max Johnson is the son of Brad Johnson, who led the Tampa Bay Buccaneers to the Super Bowl XXXVII title over the Oakland Raiders in January 2003. Brad Johnson played in the NFL from 1992-2008 with the Buccaneers, the Minnesota Vikings, the Washington Football Team and the Dallas Cowboys. LSU true freshman QB Garrett Nussmeier is the son of Doug Nussmeier, who played quarterback in the NFL from 1994-98 with the New Orleans Saints, Denver Broncos and Indianapolis Colts. Doug Nussmeier currently works as the quarterbacks coach for the Dallas Cowboys. LSU and Bowling Green are the only FBS teams with two quarterbacks on its roster who are the sons of former NFL starting quarterbacks. Bowling Green's roster features Matt McDonald (son of Paul McDonald) and Jayden George (son of Jeff George).

Max Johnson as LSU's Starting Quarterback

Sophomore QB Max Johnson is 2-1 as LSU's starting quarterback and has connected on 114-of-196 passes for 1,399 yards, 11 touchdowns and two interceptions. He started his first game in week nine of the 2020 season and led the Tigers to an improbable 37-34 win over No. 6 Florida in Gainesville. He then threw for 435 passing yards against Ole Miss to move to 2-0 as the starter. Johnson made history as the first LSU quarterback to throw three TD passes against Florida in the swamp and his 435 passing yards in the win over Ole Miss are the most-ever by a freshman quarterback.

Davis-Price, Emery Jr. Return Majority of Rushing Yards

Juniors Tyrion Davis-Price and John Emery Jr. bring back nearly 70 percent of LSU's rushing yards from a year ago. Davis-Price led the rushing attack with 446 yards and Emery Jr. was second with 378 yards. The duo combined for 825 of 1,217 yards and six of the team's nine rushing TDs in 2020.

Stingley to Wear No. 7

LSU's two-time All-America cornerback Derek Stingley Jr. will wear No. 7 for the Tigers in 2021.

A relatively new tradition at LSU, the No. 7 jersey has become associated with a player who is a dynamic play maker while also displaying all of the qualities necessary to build championship teams around. Some past wearers of the No. 7 jersey for LSU include cornerback Patrick Peterson, defensive back Tyrann Mathieu, running back Leonard Fournette and wide receiver DJ Chark.

In two years with the Tigers, Stingley has made his mark as the nation's top cover cornerback. A player with elite ball skills and coverage ability, Stingley has appeared in 22 games for the Tigers, registering 65 tackles, 3.5 tackles for loss and six interceptions. He's also recorded 26 pass breakups, recovered two fumbles and forced another.

Tigers Present No. 18 Jerseys for 2021

Senior kickoff specialist Avery Atkins joined senior linebacker Damone Clark in wearing the coveted No. 18 in 2021. Atkins was presented with the number by Ed Orgeron on Wednesday, Sept. 1 in Houston during the team meeting. Atkins, who owns every LSU kickoff record, joined the Tigers in 2018 as a walk on and was eventually awarded a scholarship. Clark, a native of Baton Rouge and a product of Southern Lab, has played in 38 games with eight starts during his career.

Atkins and Clark are a part of an elite group of No. 18s at LSU, a tradition that was born in 2003 when quarterback Matt Mauck led the Tigers to their first national title in football since 1958. Mauck's No. 18 became synonymous with success – both on and off the field – as well as a selfless attitude that has become the epitome of being an LSU football player.

Here is a look at the players to wear No. 18:

Years	Player	Position
2003	Matt Mauck	QB
2004-07	Jacob Hester	RB
2008-09	Richard Dickson	TE

TIGER TRENDS

	2021	Orgeron	Streak
August	0-0	1-0	W1
September	0-1	11-4	L2
October	0-0	14-3	L1
November	0-0	12-6	L1
December-January	0-0	7-2	W2
LSU's Conference Record...			
at home	0-0	14-5	W1
on the road	0-1	14-8	L1
LSU's Non-Conference Record...			
at home	0-0	9-1	W6
on the road	0-1	1-1	L1
neutral	0-0	6-1	W4
LSU vs. Ranked Opponents...			
at home	0-0	6-4	L1
on the road	0-0	7-4	W1
neutral	0-0	6-1	W5
LSU's Record in Games...			
decided by 7 pts or less	0-0	10-4	W3
decided by 3 pts or less	0-0	5-2	W4
Away/neutral during day	0-0	8-4	L2
Away/neutral at night	0-1	13-5	L3
Home during day	0-0	5-2	L1
Home at night	0-0	17-4	W1
LSU's Record When Scoring...			
less than 20 points	0-0	1-10	L4
20+ points	0-1	38-5	L1
30+ points	0-0	40-3	W3
LSU's Record When Allowing...			
14 or fewer points	0-0	18-1	W17
24 or fewer points	0-0	31-6	L1
25+ points	0-1	12-9	L1
LSU's Record When...			
Leading after the 1st qtr	0-0	34-2	W18
Trailing after the 1st qtr	0-0	7-6	L2
Tied after the 1st qtr	0-1	4-6	L1
Leading at halftime	0-0	38-1	W36
Trailing at halftime	0-1	2-12	L8
Tied at halftime	0-0	5-2	L1
Leading after the 3rd qtr	0-0	41-2	W2
Trailing after the 3rd qtr	0-1	4-11	L1
Tied after the 3rd qtr	0-0	0-1	L1
LSU's Record With...			
less than 300 yds total off.	0-0	3-4	L2
300+ yards total offense	0-1	41-11	L1
400+ yards total offense	0-0	35-5	W3
500+ yards total offense	0-0	23-0	W24
600+ yards total offense	0-0	7-0	W21
less than 100 yards rush	0-1	1-8	L6
100+ yards rushing	0-0	44-7	W20
150+ yards rushing	0-0	36-6	W14
200+ yards rushing	0-0	18-2	W5
250+ yards rushing	0-0	11-0	W15
less than 200 yards pass	0-0	8-5	W1
200+ yards passing	0-0	35-9	W1
300+ yards passing	0-1	19-4	L3
350+ yards passing	0-0	14-1	L1
400+ yards passing	0-0	9-1	W1
LSU's Record When Allowing...			
less than 200 total yards	0-0	5-0	W21
less than 300 total yards	0-0	20-3	L1
less than 400 total yards	0-0	33-5	W15
400+ yards total offense	0-1	10-8	L1
less than 100 yards rush	0-0	19-1	L1
100+ yards rush	0-1	23-14	L1
less than 200 yards pass	0-0	21-6	L1
less than 300 yards pass	0-1	35-8	L1
300+ yards pass	0-0	7-4	W1

HONORS/AWARDS

Kayshon Boutte:

- Preseason All-SEC
- Maxwell Award
- BilekNikoff Award

Damone Clark:

- Butkus Award
- Wuerffel Trophy

Ali Gaye

- Preseason All-SEC

Austin Deculus

- Preseason All-SEC

Ed Ingram:

- Preseason All-SEC
- Outland Trophy

Elias Ricks:

- Preseason All-SEC
- Chuck Bednarik Award
- Jim Thorpe Award
- Bronko Nagursky Trophy

Liam Shanahan:

- Rimington Award

Derek Stingley Jr:

- Preseason All-America
- Preseason All-SEC
- Chuck Bednarik Award
- Jim Thorpe Award
- Bronko Nagursky Trophy
- Paul Hornung Award
- Walter Camp

Cade York:

- Preseason All-America
- Preseason All-SEC
- Lou Groza Award

2010	Richard Murphy	RB
2011	Brandon Taylor	S
2012	Bennie Logan	DT
2013	Lamin Barrow	LB
2014	Terrence Magee	RB
2015-16	Tre'Davious White	CB
2017	Christian LaCouture	DL
2017	John David Moore	FB/TE
2018	Foster Moreau	TE
2019	Lloyd Cushenberry III	C
2019	K'Lavon Chaisson	LB
2020	Chris Curry	RB
2020-21	Damone Clark	LB
2021	Avery Atkins	PK

LSU's list of college graduates

Twelve Tigers will take the field in 2021 as college graduates. Eleven players graduated from LSU between August 2020-21. Cornerback Darren Evans transferred to LSU in the fall of 2020 after graduating from Nicholls with his degree in interdisciplinary studies.

Name	Graduation Date	Major
Neil Farrell Jr.	August 2021	Interdisciplinary Studies
Todd Harris Jr.	August 2021	Sport Administration
Cam Lewis	August 2021	Sport Administration
Glen Logan	August 2021	Interdisciplinary Studies
Avery Atkins	May 2021	Kinesiology
Myles Brennan	May 2021	Sport Administration
Ed Ingram	May 2021	Sport Administration
Jared Small	May 2021	Sport Administration
Austin Deculus	December 2020	Sport Administration
Aaron Moffitt	December 2020	Sport Administration
Andre Anthony	August 2020	Sport Administration
Darren Evans	May 2020	Interdisciplinary Studies (Nicholls)

Three Tigers Part of 2016 Signing Class

Andre Anthony, Cam Lewis and Glen Logan will take the field in 2021 as LSU graduates and sixth-year seniors. The trio were a part of the signing class that included NFL draft picks Lloyd Cushenberry III, Kristian Fulton, Rashard Lawrence, Stephen Sullivan, Devin White and Greedy Williams. All on the defensive side, the group has played alongside other NFL draft picks like Jamal Adams, Kendall Beckwith, K'Lavon Chaisson, Jabril Cox, Grant Delpit, Davon Godchaux, Donte Jackson, Arden Key, Jacob Phillips, Patrick Queen and Tre'Davious White. In five years the group has been a part of 47 wins, four bowl wins, and the 2019 SEC Championship and National Championship team.

Six New Coaches Make Up Staff

LSU heads into 2021 with more than half of the staff being new to the program. Daronte Jones and Jake Peetz were named the defensive and offensive coordinators by head coach Ed Orgeron. Blake Baker (linebackers) and Andre Carter (defensive line) were added to the defensive side of the ball. DJ Mangas was appointed as the program's passing game coordinator. Mangas previously served as an analyst alongside Joe Brady on the historic 2019 team. Brad Davis was also appointed as the offensive line coach in June.

Austin Deculus has a chance to set LSU record for most games played in a career

Deculus, who hails from Mamou, La., is a 2020 LSU graduate in sport administration and a member of the 2020 SEC Academic Honor Roll who is pursuing a master's degree in liberal arts. He enters his fourth season as a starting offensive tackle for the Tigers, and he has appeared in 50 career games (35 starts). A powerful run blocker who also excels in pass protection, Deculus is seeking to become in 2021 the first player in LSU football history to appear in 60 career games.

Offensive Line Owns Combined 89 Career Starts

LSU's offensive linemen Austin Deculus, Chasen Hines, Ed Ingram, Liam Shanahan, Charles Turner, Cam Wire and Anthony Bradford own a combined 89 career starts on the offensive line. Deculus leads the group with 35 career starts and 50 games played. Ingram is second on the list with 32 games played and 24 starts. Shanahan has 11 starts to his credit, followed by Hines (10), Turner (1) and Bradford (1). Bradford started for the first time of his career last week at UCLA.

LSU Adds Three Transfers During Offseason

The Tigers added a trio of transfers during the offseason as linebacker Mike Jones Jr. (Clemson), safety Major Burns (Georgia) and defensive back Pig Cage (Nicholls) all joined the team. The trio of transfers joins starting center Liam Shanahan (Harvard) and cornerback Darren Evans (Nicholls) as LSU's five active transfers. All five have played with Shanahan owning 11 career starts and Burns starting at safety in the opener.

Return Specialist Trey Palmer In Unique Company

Junior wide receiver Trey Palmer, who also doubles as a return specialist for the Tigers, added his name to an elite list when he returned a kickoff 93 yards for a touchdown last year against South Carolina. Palmer is one of only eight players in LSU history to return both a punt and kickoff for a touchdown in their career. As a freshman, Palmer returned a punt 54 yards for a TD against Northwestern State. Palmer joins a list that includes: 1959 Heisman Trophy winner Billy Cannon, Kevin Faulk, Eddie Kennison, Trindon Holliday, Kenny Konz, Sammy Grezaffi, and Pinky Rohm. A year ago, Palmer became the first LSU player since Eric Martin in 1981 vs. Kentucky to return a kickoff for a touchdown in Tiger Stadium.

Cade York in the Record Books

Junior Cade York is one of the top kickers in the nation. A second-team all-America by the Associated Press and Football Writers Association of America a year ago, York is 2-for-2 on field goals in 2021 and 41-for-50 on his career. His career field goals (41) rank fifth in school history and he's the school-record holder for the most 50-yard field goals in a career (10). He ranks No. 4 in LSU history in total points scored by kicking with 251. York is 128-of-132 on point-after touchdowns, which ranks No. 4 in LSU history. He has now made 82-straight PATs, which also ranks fourth in school history.

LSU Is 84-0 When Rushing For 100 Yards and Holding Opponents To Less Than 100 Yards

In the 208 games since 2005, LSU's success is easy to predict. Get to 100 yards rushing and LSU will more than likely win, as the Tigers are 153-22 when that happens. Hold the opponent to fewer than 100 yards and the Tigers are 86-6. An even more telling stat is that when LSU rushes for 100-plus yards and holds the opponents to fewer than 100 yards, the Tigers are 84-0.

The following is a look at LSU's rushing numbers and have the Tigers have fared in those games:

Year	LSU 100+	LSU 100-	Opp 100+	Opp 100-	LSU 100+/Opp 100-
2005	10-0	1-2	3-1	8-1	7-0
2006	10-0	1-2	5-0	6-2	6-0
2007	11-2	1-0	3-2	9-0	8-0
2008	8-3	0-2	2-5	6-0	6-0
2009	8-0	1-4	7-4	2-0	2-0
2010	11-2	0-0	7-1	5-0	5-0
2011	13-0	0-1	4-1	9-0	9-0
2012	9-1	1-2	4-2	6-1	6-0
2013	10-1	0-2	6-3	4-0	4-0
2014	8-3	0-2	4-4	4-1	4-0
2015	9-1	0-2	3-3	6-0	6-0
2016	8-3	0-1	3-4	5-0	5-0
2017	9-4	0-0	4-4	5-0	5-0
2018	10-2	0-1	5-3	5-0	5-0
2019	14-0	1-0	9-0	6-0	6-0
2020	5-0	0-5	4-4	0-1	0-0
2021	0-0	0-1	0-1	0-0	0-0
Totals	153-22	6-26	73-41	86-6	84-0

LSU Among Nation's Top Teams Since 2000

With 205 wins over the last 21 seasons, LSU owns the fifth-most wins in the nation since 2000. The Fighting Tigers own a record of 205-65 over that span and are one of seven teams with more than 200 wins.

1.	Oklahoma	227-51
2.	Ohio State	227-42
3.	Boise State	224-45
4.	Alabama	216-63
5.	Georgia	206-68
6.	Clemson	205-72
7.	LSU	205-65
8.	USC	194-71
9.	Wisconsin	191-81
10.	Oregon	191-73

Day Game or Night Game Makes No Difference for LSU

LSU's tradition of night games in Tiger Stadium is like none other in college football. But, LSU's recent success in day games in Tiger Stadium has made playing afternoon games in Death Valley more appealing. LSU has won 19 of its last 21 day games in Tiger Stadium, a stretch that goes back to a 16-14 victory over Tennessee on Oct. 2, 2010. Of LSU's 19 wins during this current stretch, 10 have come against Top 25 teams and 18 were over SEC opponents. Since 2000, LSU is 122-21 overall at home, which includes a 93-14 mark at night in Tiger Stadium and a 30-8 record during the day. From 1960-99, LSU posted a 12-19-3 mark in day games in Tiger Stadium.

The following is a breakdown of LSU's night record, day record and overall record in Tiger Stadium since 1960:

Decade	Record at Night	Record during the day	Overall Tiger Stadium Record
1960-69	44-9-2	4-2-1	53-7-1
1970-79	51-12-1	1-2	52-14-1
1980-89	38-16-1	3-5-2	41-21-3
1990-99	31-19	4-10	35-29
2000-09	49-5	11-6	60-11
2010-19	43-7	18-1	60-9
2020	1-1	1-1	1-1
Totals	262-65-2	42-27-3	304-92-5

Brennan Out with Left Arm Injury

Prior to the start of fall camp on Aug. 2 head coach Ed Orgeron announced that LSU quarterback Myles Brennan suffered a left arm injury that required surgery. Brennan, who started LSU's first three games last year before being injured, could return at some point in 2021. For his career, Brennan has completed 121-of-201 passes for 1,712 yards, 13 touchdowns and six interceptions.

Seven Named to Preseason All-SEC Teams

CB Derek Stingley Jr., PK Cade York, WR Kayshon Boutte, DL Ali Gaye, OL Ed Ingram, CB Eli Ricks and OL Austin Deculus were named to the media and coaches All-SEC preseason teams over the summer. Stingley Jr. appeared on every defensive and top player award watch lists.

ORGERON'S CAREER DRAFT PICKS

MIAMI					
Bill Hawkins	DE	1989	1	21	Rams
Eric Smith	DE	1989	12	19	Giants
Cortez Kennedy	DT	1990	1	3	Seahawks
Jimmie Jones	DT	1990	3	11	Cowboys
Willis Peguese	DE	1990	3	19	Oilers
Greg Mark	DE	1990	3	26	Giants
Russell Maryland	DT	1991	1	1	Cowboys
Shane Curry	DE	1991	2	13	Colts
Anthony Hamlet	DE	1992	10	11	Seahawks
Darren Krein	DE	1994	5	19	Chargers
Syracuse					
Antonio Anderson	DT	1997	4	5	Dallas
Eric Downing	DT	2001	3	13	Kansas City
USC					
Ennis Davis	DT	2001	7	21	Saints
Kenechi Udeze	DE	2004	1	20	Vikings
Mike Patterson	DT	2005	1	31	Eagles
Shaun Cody	DT	2005	2	5	Lions
Frostee Rucker	DE	2006	3	27	Bengals
LaJuan Ramsey	DT	2006	6	35	Eagles
OLE MISS					
Tre' Stallings	OG	2006	6	186	Chiefs
Patrick Willis	LB	2007	1	11	49ers
Trumaine McBride	CB	2007	7	221	Bears
Michael Oher	OT	2009	1	23	Ravens
Peria Jerry	DT	2009	1	24	Falcons
Mike Wallace	WR	2009	3	84	Steelers
Jamarca Sanford	DB	2009	7	221	Vikings
Dexter McCluster	RB	2010	2	36	Chiefs
John Jerry	OT	2010	3	73	Dolphins
Kendrick Lewis	S	2010	5	136	Chiefs
Greg Hardy	DE	2010	6	175	Panthers
Jerrell Powe	DT	2011	6	199	Chiefs
TENNESSEE					
Dan Williams	DT	2010	1	26	Cardinals
Jurrell Casey	DT	2011	3	77	Titans
USC					
Nick Perry	DE	2012	1	28	Packers
T.J. McDonald	S	2013	3	71	Rams
Marqis Lee	WR	2014	2	39	Jaguars
Marcus Martin	C	2014	3	39	49ers
Devon Kennard	LB	2014	5	174	Giants
Leonard Williams	DE	2015	1	6	Jets
Nelson Agholor	WR	2015	1	20	Eagles
Josh Shaw	CB	2015	4	120	Bengals
Javorius Allen	RB	2015	4	125	Ravens
Hayes Pullard	TE	2015	6	198	Browns
Randall Telfer	LB	2015	7	219	Browns
Su'a Cravens	LB	2016	2	53	Redskin
Max Tuerk	C	2016	3	66	Chargers
Cody Kessler	QB	2016	3	93	Browns
Kevon Seymour	CB	2016	6	218	Bills
Zach Banner	OG	2017	4	137	Colts
Leon McQuay	S	2017	6	218	Chiefs
LSU					
Leonard Fournette	RB	2017	1	4	Jaguars
Jamal Adams	DB	2017	1	6	Jets
Tre'Davious White	DB	2017	1	27	Bills
Ethan Pocic	C	2017	2	58	Seahawks
Duke Riley	LB	2017	3	75	Falcons
Kendell Beckwith	LB	2017	3	107	Buccaneers
Davon Godchaux	DT	2017	5	178	Dolphins
Malachi Dupre	WR	2017	7	247	Packers
Donte Jackson	DB	2018	2	55	Panthers
Derrius Guice	RB	2018	2	59	Redskins
DJ Chark	WR	2018	2	61	Jaguars
Arden Key	DE	2018	3	87	Raiders
Russell Gage	WR	2018	6	194	Falcons
Danny Etnling	QB	2018	7	219	Patriots
Will Clapp	C	2018	7	245	Saints
Devin White	LB	2019	1	5	Buccaneers
Greedy Williams	DB	2019	2	46	Browns
Foster Moreau	TE	2019	4	137	Raiders
Joe Burrow	QB	2020	1	1	Bengals
K'Lavon Chaisson	OLB	2020	1	20	Jaguars
Justin Jefferson	WR	2020	1	22	Vikings
Patrick Queen	ILB	2020	1	28	Ravens
Clyde Edwards-Helaire	RB	2020	1	32	Chiefs
Grant Delpit	S	2020	2	44	Browns
Kristian Fulton	CB	2020	2	61	Titans
Damien Lewis	OG	2020	3	69	Seahawks
Lloyd Cushenberry	C	2020	3	83	Broncos
Jacob Phillips	ILB	2020	3	97	Browns
Saadiq Charles	OT	2020	4	108	Redskins
Rashard Lawrence	DT	2020	4	131	Cardinals
Blake Ferguson	LS	2020	6	185	Dolphins
Stephen Sullivan	TE	2020	7	251	Seahawks
Ja'Marr Chase	WR	2021	1	5	Bengals
Terrace Marshall Jr.	WR	2021	2	59	Panthers
Jabril Cox	LB	2021	4	115	Cowboys
Tyler Shelvin	DT	2021	4	122	Bengals
Racey McMath	WR	2021	6	205	Titans
JaCoby Stevens	S	2021	6	224	Eagles
Kary Vincent Jr.	CB	2021	7	237	Broncos

Faulk, James Named to College Football HOF Ballot

Kevin Faulk and Bradie James, two of the most decorated players in LSU football history, are among 78 players and seven coaches from the Football Bowl Subdivision included on the 2022 College Football Hall of Fame ballot. One of the all-time LSU greats and a member of the Louisiana Sports, LSU Athletic and New England Patriots Halls of Fame, Faulk helped lead the Tigers to three bowl appearances from 1995-97. He earned first team Associated Press All-America honors as an all-purpose back in 1996. James, who graduated from LSU in 2003 with a degree in sociology, was a first team All-America selection as a senior in 2002. A two-time All-SEC linebacker in 2001 and 2002, James holds LSU’s single-season record for tackles in a season with 154.

Faulk and James are looking to join an elite list of LSU Tigers in the College Football Hall of Fame. Former Tigers in the College Football Hall of Fame include: Gus Tinsley, Ken Kavanaugh Sr., Abe Mickal, Doc Fenton, Tommy Casanova, Billy Cannon, Jerry Stovall, Charles Alexander, Bert Jones, and Glenn Dorsey. Former LSU coaches in the College Football Hall of Fame are Dana Bible, Mike Donahue, Biff Jones, Bernie Moore and Charles McClendon.

Faneca Enshrined into Pro Football HOF

Former LSU All-America offensive lineman Alan Faneca was formally enshrined into the Pro Football Hall of Fame in August. Faneca was one of eight inductees in the Class of 2021, which also included Louisiana native Peyton Manning, Tom Flores, Calvin Johnson, John Lynch, Bill Nunn, Drew Pearson and Charles Woodson. Faneca became the sixth former LSU player elected to the Pro Football Hall of Fame joining Kevin Mawae, Johnny Robinson, Jimmy Taylor, Y.A. Tittle, and Steve Van Buren.

Faneca, who started as an offensive lineman for the Tigers in the 1990s, played 13 years in the NFL, 10 with the Steelers (1998-2007), two with the New York jets (2008-09) and one with the Arizona Cardinals (2010). At LSU, Faneca was a three-year starter for the Tigers from 1995-97, earning first team All-SEC honors twice as well as winning the Jacobs Blocking Trophy in 1997, which given to the top lineman in the SEC. Faneca was one of three finalists for the Outland Trophy in 1997 and was a consensus All-America that year.

#NFLSU

Active NFL Rosters

Jamal Adams	S	SEA
Kwon Alexander	LB	NO
Odell Beckham Jr.	WR	CLE
Michael Brockers	DT	DET
Joe Burrow	QB	CIN
K’Lavon Chaisson	OLB	JAX
DJ Chark	WR	JAX
Saahdiq Charles	OT	WAS
Ja’Marr Chase	WR	CIN
La’el Collins	OT	DAL
Jabril Cox	LB	DAL
Lloyd Cushenberry	C	DEN
Grant Delpit	S	CLE
Clyde Edwards-Helaire	RB	KC
Blake Fergeson	LS	MIA
Reid Ferguson	LS	BUF
Leonard Fournette	RB	TAM
Kristian Fulton	CB	TEN
Russell Gage	WR	ATL
Davon Godchaux	DT	NE
Danielle Hunter	DE	MIN
Donte Jackson	CB	CAR
Justin Jefferson	WR	MIN
Deion Jones	LB	ATL
Arden Key	DE	SF
Jarvis Landry	WR	CLE
Rashard Lawrence	DT	ARI
Damien Lewis	OG	SEA
Terrace Marshall Jr.	WR	CAR
Tyrann Mathieu	DB	KC
Racey McMath	WR	TEN
Jalen Mills	FS	NE
Kevin Minter	LB	TAM
Foster Moreau	TE	LV
Patrick Peterson	CB/RS	MIN
Ethan Pocic	C	SEA
Patrick Queen	LB	BAL
Duke Riley	LB	PHI
Tyler Shelvin	DT	CIN
Trai Turner	OG	PIT
Kary Vincent Jr.	DB	DEN
Devin White	LB	TAM
Tre’Davious White	CB	BUF
Andrew Whitworth	OT	LAR
Darrel Williams	RB	KC
Greedy Williams	CB	CLE
Al Woods	DT	SEA

Injured Reserve

Will Clapp	C	NO
Jacob Phillips	LB	CLE

Practice Squad

Tashawn Bower	DE	NE
Tory Carter	FB	TEN
Breiden Fehoko	DT	LAC
Cyril Grayson	WR	TAM
Frank Herron	DL	CAR
Thaddeus Moss	TE	CIN
Badara Traore	OT	JAX
JaCoby Stevens	S	PHI
Stephen Sullivan	TE	CAR

FUTURE FOOTBALL SCHEDULE

2022	
Sept. 4	vs. Florida St. (New Orleans)
Sept. 10	SOUTHERN
Sept. 24	NEW MEXICO

2023	
Sept. 3	vs. Florida St. (Orlando)
Sept. 9	GRAMBLING
Oct. 21	ARMY
Nov. 18	GEORGIA ST.

2024	
TBA	vs. USC (Las Vegas)
Sept. 7	RICE
Sept. 21	UCLA
Sept. 28	SOUTH ALABAMA

2025	
Aug. 30	at Clemson
Nov. 22	WESTERN KENTUCKY

2026	
Sept. 5	CLEMSON

2027	
Sept. 18	at Oklahoma

2028	
Sept. 9	OKLAHOMA

2029	
Sept. 8	ARIZONA STATE

2030	
Sept. 7	at Arizona State

2031	
Sept. 6	at Utah

2032	
Sept. 11	UTAH

Home games in ALL CAPS

LSU TIGERS DEPTH CHART

OFFENSE

WR	1	Kayshon Boutte	6-0	190	So.-1L
	16	Devonta Lee	6-2	215	Jr.-2L
-OR-	11	Brian Thomas Jr.	6-5	198	Fr.-HS
WR	33	Trey Palmer	6-1	187	Jr.-2L
	2	Koy Moore	6-0	190	So.-1L
-OR-	13	Jontre Kirklin	5-11	186	Sr.-4L
LT	61	Cameron Wire	6-6	307	Jr.-1L
	72	Garrett Dellinger	6-5	303	Fr.-HS
LG	70	Ed Ingram	6-4	320	Sr.-3L
	77	Marlon Martinez	6-5	316	So.-1L
C	56	Liam Shanahan	6-5	300	Sr.-1L
	69	Charles Turner	6-6	284	So.-1L
	71	Xavier Hill	6-4	306	Fr.-RS
RG	57	Chasen Hines	6-3	350	Sr.-3L
-OR-	75	Anthony Bradford	6-5	365	So.-1L
	58	Kardell Thomas	6-4	339	So.-SQ
RT	76	Austin Deculus	6-7	325	GR.-4L
	74	Marcus Dumervil	6-6	289	Fr.-RS
TE	87	Kole Taylor	6-7	247	So.-1L
	80	Jack Bech	6-2	207	Fr.-HS
-OR-	30	Jack Mashburn	6-3	224	So.-1L
RB	3	Tyrion Davis Price	6-1	223	Jr.-2L
-OR-	4	John Emery Jr.	6-0	215	Jr.-2L
-OR-	21	Corey Kiner	5-10	213	Fr.-HS
-OR-	22	Armoni Goodwin	5-9	185	Fr.-HS
	27	Josh Williams	5-9	194	So.-1L
QB	14	Max Johnson	6-5	218	So.-1L
	5	Garrett Nussmeier	6-1	190	Fr.-HS
WR	10	Jaray Jenkins	6-3	198	Jr.-2L
	17	Chris Hilton	6-0	178	Fr.-HS
-OR-	8	Malik Nabers	6-1	188	Fr.-HS
-OR-	6	Deion Smith	6-3	198	Fr.-HS

DEFENSE

DE	11	Ali Gaye	6-6	250	Sr.-1L
	53	Soni Fonua	6-4	258	Sr.-2L
-OR-	35	Savion Jones	6-6	242	Fr.-HS
-OR-	39	Phillip Webb	6-4	241	Fr.-RS
DT	94	Joseph Evans	6-1	306	So.-2L
	0	Maason Smith	6-6	292	Fr.-HS
-OR-	90	Jacobian Guillory	6-2	326	Fr.-RS
DT	92	Neil Farrell	6-4	325	GR.-4L
	99	Jaquelin Roy	6-4	297	So.-1L
DE	3	Andre Anthony	6-4	251	GR.-3L
	8	BJ Ojulari	6-3	244	So.-1L
LB	18	Damone Clark	6-3	240	Sr.-3L
	23	Micah Baskerville	6-2	223	Sr.-3L
LB	22	Navonteque Strong	6-2	230	So.-JC
-OR-	19	Mike Jones Jr.	6-2	234	So.-Tr.
NICK	25	Cordale Flott	6-2	170	Jr.-2L
	31	Cameron Lewis	6-1	195	Gr.-2L
-OR-	38	Pig Cage	5-11	198	Fr.-TR
CB	7	Derek Stingley Jr.	6-1	195	Jr.-2L
	24	Darren Evans	6-3	174	Sr.-1L
FS	5	Jay Ward	6-1	180	Jr.-2L
	21	Jordan Toles	6-2	203	So.-1L
	6	Derrick Davis Jr.	6-0	198	Fr.-HS
SS	28	Major Burns	6-3	178	Fr.-TR
	4	Todd Harris Jr.	5-11	195	GR.-3L
CB	1	Eli Ricks	6-2	195	So.-1L
	2	Dwight McGlothorn	6-2	186	So.-1L
	29	Raydarious Jones	6-2	171	So.-1L

SPECIAL TEAMS

PK	36	Cade York	6-2	206	Jr.-2L
	43	Preston Stafford	6-0	171	Jr.-SQ
KO	32	Avery Atkins	6-0	218	Sr.-3L
	36	Cade York	6-2	206	Jr.-2L
P	32	Avery Atkins	6-0	218	Sr.-3L
-OR-	38	Peyton Todd	6-4	228	Fr.-HS

LS	48	Quentin Skinner	6-0	241	So.-1L
	47	Max Peterson	5-11	213	Fr.-RS
HOLD	32	Avery Atkins	6-0	218	Sr.-3L
KOR	33	Trey Palmer	6-1	187	Jr.-2L
	1	Kayshon Boutte	6-0	190	So.-1L
PR	33	Trey Palmer	6-1	187	Jr.-2L
	2	Koy Moore	6-0	190	So.-1L

BOLD Indicates Returning Starter

ASSISTANT COACHES



Bake Baker

Linebackers

YEAR AT LSU: First
BIRTHDATE: July 10, 1982 in Houston, Texas
WIFE: Roslyn
CHILDREN: Anderson, Byron, Brady
HIGH SCHOOL: Clear Lake High School
COLLEGE: Tulane, 2008



Andre Carter

Defensive Line

YEAR AT LSU: First
BIRTHDATE: May 12, 1979 in Capital Heights, Md.
WIFE: Bethany
CHILDREN: Aysha, Quincy
HIGH SCHOOL: Oak Grove (San Jose, Calif.)
COLLEGE: California, 2016



Brad Davis

Offensive Line

YEAR AT LSU: First
BIRTHDATE: February 17, 1980, in Baton Rouge, La.
WIFE: Anecia
CHILDREN: Bradley, Brayden
HIGH SCHOOL: Belaire High School
COLLEGE: Oklahoma, 2003



Kevin Faulk

Running Backs

YEAR AT LSU: Fourth (Second as Running Backs)
BIRTHDATE: June 5, 1976 in Lafayette, La.
WIFE: LaTisha
CHILDREN: Tanasha, Kevin III, Kevione
HIGH SCHOOL: Carencro HS
COLLEGE: LSU, 1999



Daronte Jones

Defensive Coordinator

YEAR AT LSU: First
BIRTHDATE: November 11, 1978 in Capital Heights, Md.
FIANCEE: Jean Kuei
HIGH SCHOOL: Bishop McNamara (Maryland)
COLLEGE: Morgan State, 2001



Mickey Joseph

Wide Receivers/Assistant Head Coach

YEAR AT LSU: Fourth
BIRTHDATE: March 5, 1968, in New Orleans, La.
WIFE: Priscilla
CHILDREN: Jacob, Zachary, Makiyah, Maya, Malania
HIGH SCHOOL: Archbishop Shaw HS
COLLEGE: Nebraska, 1993



DJ Mangas

Passing Game Coordinator

YEAR AT LSU: Second (1st as Passing Game Coordinator)
BIRTHDATE: February 22, 1989 in Chantilly, Virginia
HIGH SCHOOL: Paul IV High School
COLLEGE: William & Mary, 2012



Greg McMahon

Special Teams

YEAR AT LSU: Fourth
BIRTHDATE: January 2, 1960, in Rantoul, Ill.
WIFE: Linda
CHILDREN: Drew, Lisa, Sam
HIGH SCHOOL: Rantoul Township High School
COLLEGE: Eastern Illinois, 1982



Jake Peetz

Offensive Coordinator

YEAR AT LSU: First
BIRTHDATE: April 5, 1983 in O'Neill, Nebraska
WIFE: Maggie
CHILDREN: Gianna, Julia, John Robert, Emma, William, George
HIGH SCHOOL: St. Mary's High School
COLLEGE: Nebraska, 2005

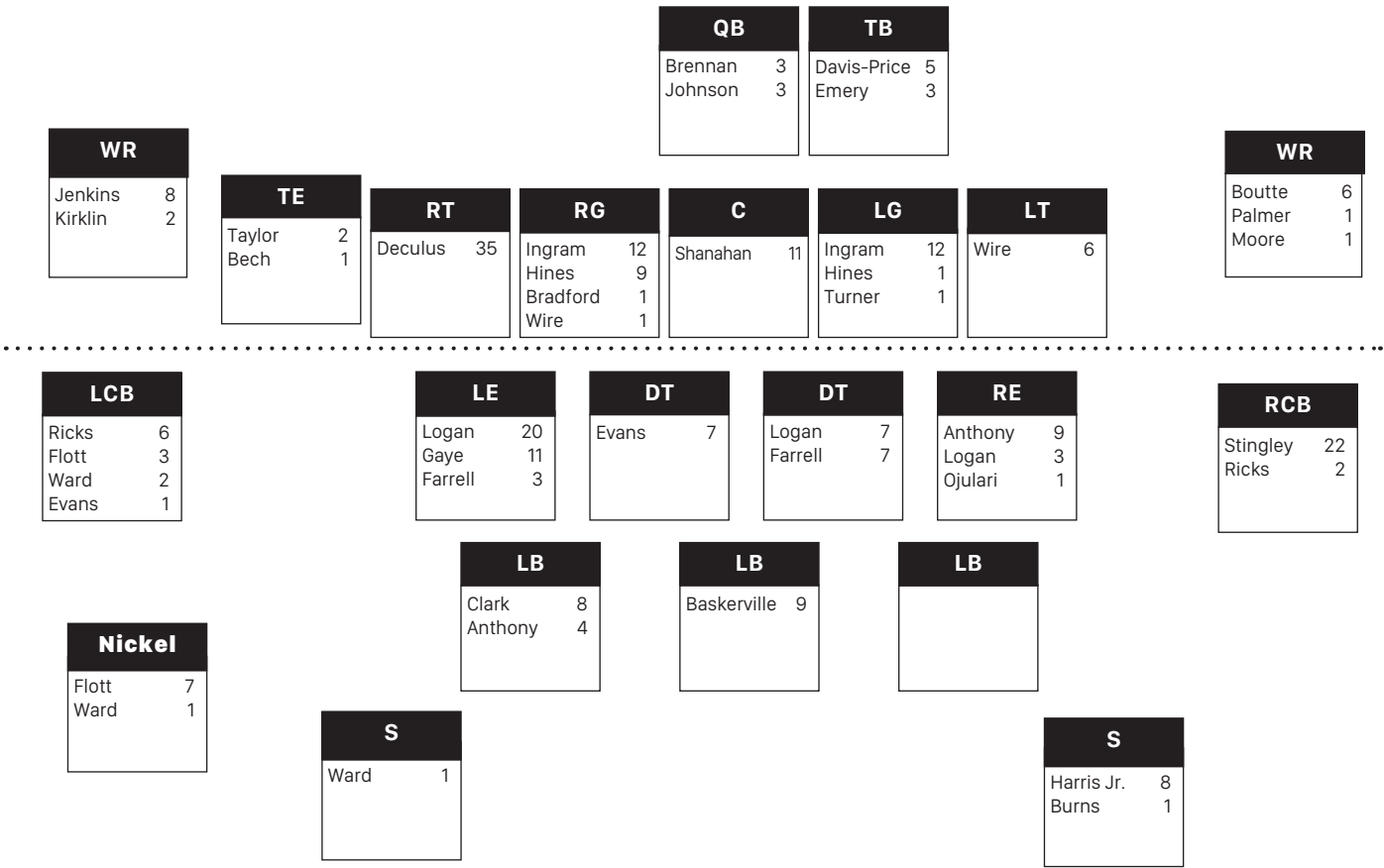


Corey Raymond

Cornerbacks/Recruiting Coordinator

YEAR AT LSU: Tenth
BIRTHDATE: Sept. 28, 1969, in New Iberia, La.
CHILDREN: Cody, Ariel, Christopher and Madison
HIGH SCHOOL: New Iberia HS
COLLEGE: LSU, 1993

LSU GAME-BY-GAME STARTERS



(Games Played/Starts)	'17	'18	'19	'20	'21	Total	Consecutive Starts
Alex Adams, WR	--	--	--	3/0	--	3/0	-
Andre Anthony, LB	--	13/3	9/2	9/7	1/1	33/14	6
Avery Atkins, PK	--	13/0	13/0	10/0	1/0	37/0	-
Micah Baskerville, LB	--	8/1	11/0	8/8	1/1	28/10	1
Jake Bech, TE	--	--	--	--	1/1	--	1
Kayshon Boutte, WR	--	--	--	10/5	1/1	11/6	5
Anthony Bradford, OL	--	--	3/0	7/0	1/1	10/0	1
Myles Brennan, QB	6/0	1/0	9/0	3/3	--	19/3	-
Major Burns, S	--	--	--	--	1/1	--	1
Pig Cage, CB	--	--	--	--	1/0	--	-
Zavier Carter, DE	--	--	--	--	1/0	--	-
Jarell Cherry, LB	--	1/0	3/0	1/1	--	5/0	-
Damone Clark, LB	--	13/0	14/3	10/7	1/1	38/11	2
Lloyd Cole, CB	--	--	13/0	4/0	1/0	17/0	-
Derrick Davis Jr., S	--	--	--	--	1/0	--	-
Tyrion Davis-Price, RB	--	--	13/0	9/5	1/1	22/5	3
Austin Deculus, OL	13/0	13/12	12/12	10/10	1/1	49/35	15
Nick Demas, RB	--	--	--	--	1/0	--	-
Garrett Dellinger, OL	--	--	--	--	1/0	--	-
Marcus Dumervil, OL	--	--	--	1/0	1/0	--	-
John Emery Jr., RB	--	--	10/0	9/3	--	19/3	-
Darren Evans, CB	--	--	--	9/1	1/0	10/1	-
Joseph Evans, DL	--	--	3/1	7/5	1/1	10/6	1
Neil Farrel Jr., DE	5/0	10/0	13/3	10/7	1/1	39/11	6
Cordale Flott, CB	--	--	14/1	10/10	1/1	25/12	11
Soni Fonua, OLB	--	--	4/0	7/0	--	11/0	-
Evan Francioni, WR	--	--	--	7/0	1/0	8/0	-
Ali Gaye, DL	--	--	--	10/10	1/1	11/11	11
Jacobian Guillory, DL	--	--	--	1/0	--	1/0	-
Todd Harris Jr., S	13/0	11/1	3/1	10/6	1/0	38/8	-
Xavier Hill, OL	--	--	--	1/0	1/0	1/0	-
Chris Hilton, WR	--	--	--	--	1/0	--	-
Chasen Hines, OL	--	8/1	10/0	9/9	1/0	27/10	9
Ed Ingram, OG	13/12	--	9/2	9/9	1/1	32/24	8
Landon Jackson, DE	--	--	--	--	1/0	--	-
Jaray Jenkins, WR	--	--	6/0	10/7	1/1	17/8	8
Max Johnson, QB	--	--	--	6/2	1/1	7/3	3
Raydarious Jones, CB	--	--	4/0	3/0	--	7/0	-
Mike Jones Jr., LB	--	--	--	--	1/0	--	-
Jontre Kirklin, CB	12/0	12/0	12/0	10/3	--	46/3	-
Devonta Lee, WR	--	--	12/0	7/0	1/0	19/0	-
Cameron Lewis, S	2/0	3/0	13/0	9/0	--	27/0	-
Glen Logan, DE	12/2	13/10	11/10	8/8	--	44/30	-
Marlon Martinez, OL	--	--	--	9/0	1/0	10/0	-

(Games Played/Starts)	'17	'18	'19	'20	'21	Total	Consecutive Starts
Jack Mashburn, TE	--	--	--	3/0	1/0	4/0	-
Ezekeal Mata, PK	--	--	--	--	--	--	-
Darius McGhee, CB	--	--	--	--	1/0	--	-
Dwight McGlothern, CB	--	--	--	7/0	--	7/0	-
Aaron Moffitt, TE	--	--	12/0	--	1/0	12/0	-
Koy Moore, WR	--	--	--	10/1	1/0	11/1	-
Corren Norman, RB	--	--	--	3/0	1/0	4/0	-
BJ Ojulari, OLB	--	--	--	10/1	1/0	11/1	-
Trey Palmer, WR	--	--	9/0	8/0	1/1	18/0	1
Greg Penn III, LB	--	--	--	--	1/0	--	-
Eli Ricks, CB	--	--	--	10/7	1/1	11/8	4
Jaquelin Roy, DL	--	--	--	9/0	1/0	10/0	-
Antoine Sampah, LB	--	--	--	5/0	--	5/0	-
Liam Shanahan, OL	--	--	--	10/10	1/1	11/11	11
Quentin Skinner, LS	--	1/0	--	10/0	1/0	12/0	-
Jared Small, LB	4/0	5/0	--	6/0	--	15/0	-
Maason Smith, DT	--	--	--	--	1/0	--	-
Derek Stingley Jr., CB	--	--	14/14	7/7	1/1	21/21	1
Navonteque Strong, LB	--	--	--	--	1/0	--	-
Kole Taylor, TE	--	--	--	7/2	1/0	8/2	-
Brian Thomas Jr., WR	--	--	--	--	1/0	--	-
Kardell Thomas, OL	--	--	--	1/0	1/0	1/0	-
Jordan Toles, S	--	--	--	8/0	1/0	8/0	-
Charles Turner, OL	--	--	2/0	8/1	1/0	10/1	-
Jay Ward, CB	--	--	11/0	9/3	1/1	21/4	3
Phillip Webb, LB	--	--	--	--	--	--	-
Josh White, LB	--	--	--	10/0	--	10/0	-
Josh Williams, RB	--	--	--	10/0	--	10/0	-
Cameron Wire, OT	--	--	5/0	9/6	1/1	13/5	2
Cade York, K	--	--	13/0	10/0	1/0	24/0	-

GAME-BY-GAME PARTICIPATION

##	PLAYER	GP/GS	UCLA	MCN	CM	MSU	AU	UK	UF	OM	ALA	ARK	ULM	TAMU	BOWL
0	Maason Smith	1/0	XXX												
1	Eli Ricks	1/1	START												
1	Kayshon Boutte	1/1	START												
2	Koy Moore	1/0	XXX												
3	Andre Anthony	1/1	START												
3	Tyrion Davis-Price	1/1	START												
4	Todd Harris Jr.	1/0	XXX												
5	Jay Ward	1/1	START												
6	Derrick Davis Jr.	1/0	XXX												
7	Derek Stingley Jr.	1/1	START												
8	BJ Ojulari	1/0	XXX												
10	Jaray Jenkins	1/1	START												
11	Ali Gaye	1/1	START												
11	Brian Thomas Jr.	1/0	XXX												
14	Max Johnson	1/1	START												
16	Devonta Lee	1/0	XXX												
17	Zavier Carter	1/0	XXX												
17	Chris Hilton	1/0	XXX												
18	Avery Atkins	1/0	XXX												
18	Damone Clark	1/1	START												
19	Mike Jones Jr.	1/0	XXX												
21	Jordan Toles	1/0	XXX												
22	Navonteque Strong	1/0	XXX												
23	Micah Baskerville	1/1	START												
23	Corren Norman	1/0	XXX												
24	Darren Evans	1/0	XXX												
25	Cordale Flott	1/1	START												
26	Damarius McGhee	1/0	XXX												
28	Major Burns	1/1	START												
30	Greg Penn III	1/0	XXX												
32	Lloyd Cole	1/0	XXX												
33	Trey Palmer	1/1	START												
35	Nick Demas	1/0	XXX												
36	Cade York	1/0	XXX												
38	Pig Cage	1/0	XXX												
40	Landon Jackson	1/0	XXX												
42	Aaron Moffitt	1/0	XXX												
48	Quentin Skinner	1/0	XXX												
56	Liam Shanahan	1/1	START												
57	Chasen Hines	1/0	XXX												
58	Kardell Thomas	1/0	XXX												
61	Cameron Wire	1/1	START												
69	Charles Turner	1/0	XXX												
70	Ed Ingram	1/1	START												
71	Xavier Hill	1/0	XXX												
72	Garrett Dellinger	1/0	XXX												
74	Marcus Dumervil	1/0	XXX												
75	Anthony Bradford	1/1	START												
76	Austin Deculus	1/1	START												
77	Marlon Martinez	1/0	XXX												
80	Jack Bech	1/1	START												
82	Jack Mashburn	1/0	XXX												
87	Kole Taylor	1/0	XXX												
88	Evan Francioni	1/0	XXX												
92	Neil Farrell Jr.	1/1	START												
94	Joseph Evans	1/1	START												
99	Jaquelin Roy	1/0	XXX												

GAME-BY-GAME NOTABLES

Opponent	Captains	Coin Toss	Kickoff/Receive	LSU 1st Poss.	Game Time (CT)	Game Length	Jerseys	Result
at UCLA	Anthony, Atkins, Clark, Deculus, Ingram	Won	Kickoff	Punt	7:30 p.m.	3:57	White	L, 38-27
vs. McNeese								
vs. Central Michigan								
at Mississippi St.								
vs. Auburn								
at Kentucky								
vs. Florida								
at Ole Miss								
at Alabama								
vs. ULM								
vs. Arkansas								
vs. Texas A&M								

2021 OFFENSIVE GAME-BY-GAME STARTERS

[illegible]

2021 DEFENSIVE GAME-BY-GAME STARTERS

[illegible]

LSU'S 20-YARD PLAYS

Play Breakdown

Pass.....	3
Rush.....	0
TOTAL.....	3

BY GAME

at UCLA.....	3
TOTAL.....	3

BY QUARTER

1st	0
2nd	0
3rd	1
4th	2
Overtime.....	0

RUSHING

Tyrion Davis Price.....	0
John Emery	0
Josh Williams.....	0

PASSING

Max Johnson.....	3
------------------	---

RECEIVING

Trey Palmer.....	1
Kayshon Boutte.....	2

20 OR MORE TOUCHDOWNS

Kayshon Boutte.....	2
---------------------	---

20-Plus Yards Plays of 2021

Yards	Type	Player	Opp.	Qtr.
45	Pass	Kayshon Boutte from Max Johnson for a TD*	UCLA	4
44	Pass	Kayshon Boutte from Max Johnson for a TD*	UCLA	3
20	Pass	Trey Palmer from Max Johnson for a first down	UCLA	3

*Denotes play resulted in touchdown.

LSU TEAM GAME HIGHS

Rushes	25	at UCLA (Sept. 4, 2021)
Yards Rushing	48	at UCLA (Sept. 4, 2021)
Yards Per Rush	1.9	at UCLA (Sept. 4, 2021)
TD Rushes	0	at UCLA (Sept. 4, 2021)
Pass attempts	46	at UCLA (Sept. 4, 2021)
Pass completions	26	at UCLA (Sept. 4, 2021)
Yards Passing	330	at UCLA (Sept. 4, 2021)
Yards Per Pass	12.7	at UCLA (Sept. 4, 2021)
TD Passes	3	at UCLA (Sept. 4, 2021)
Total Plays	71	at UCLA (Sept. 4, 2021)
Total Offense	378	at UCLA (Sept. 4, 2021)
Yards Per Play	5.3	at UCLA (Sept. 4, 2021)
Points	27	at UCLA (Sept. 4, 2021)
Sacks By	4	at UCLA (Sept. 4, 2021)
First Downs	27	at UCLA (Sept. 4, 2021)
Penalties	2	at UCLA (Sept. 4, 2021)
Penalty Yards	10	at UCLA (Sept. 4, 2021)
Turnovers	1	at UCLA (Sept. 4, 2021)
Interceptions By	1	at UCLA (Sept. 4, 2021)
Punts	6	at UCLA (Sept. 4, 2021)
Punting Avg	40	at UCLA (Sept. 4, 2021)
Long Punt	47	at UCLA (Sept. 4, 2021)
Punts inside 20	4	at UCLA (Sept. 4, 2021)
Long Punt Return	12	at UCLA (Sept. 4, 2021)

OPPONENT TEAM GAME HIGHS

Rushes	48	at UCLA (Sept. 4, 2021)
Yards Rushing	215	at UCLA (Sept. 4, 2021)
Yards Per Rush	4.5	at UCLA (Sept. 4, 2021)
TD Rushes	2	at UCLA (Sept. 4, 2021)
Pass attempts	16	at UCLA (Sept. 4, 2021)
Pass completions	9	at UCLA (Sept. 4, 2021)
Yards Passing	260	at UCLA (Sept. 4, 2021)
Yards Per Pass	28.9	at UCLA (Sept. 4, 2021)
TD Passes	3	at UCLA (Sept. 4, 2021)
Total Plays	64	at UCLA (Sept. 4, 2021)
Total Offense	475	at UCLA (Sept. 4, 2021)
Yards Per Play	7.4	at UCLA (Sept. 4, 2021)
Points	38	at UCLA (Sept. 4, 2021)
Sacks By	2	at UCLA (Sept. 4, 2021)
First Downs	19	at UCLA (Sept. 4, 2021)
Penalties	8	at UCLA (Sept. 4, 2021)
Penalty Yards	70	at UCLA (Sept. 4, 2021)
Turnovers	1	at UCLA (Sept. 4, 2021)
Interceptions By	1	at UCLA (Sept. 4, 2021)
Punts	4	at UCLA (Sept. 4, 2021)
Punting Avg	44.3	at UCLA (Sept. 4, 2021)
Long Punt	53	at UCLA (Sept. 4, 2021)
Punts inside 20	1	at UCLA (Sept. 4, 2021)
Long Punt Return	0	at UCLA (Sept. 4, 2021)

LSU INDIVIDUAL GAME HIGHS

Rushes	13	Tyrion Davis Price at UCLA (Sept. 4, 2021)
Yards Rushing	30	Tyrion Davis Price at UCLA (Sept. 4, 2021)
TD Rushes		
Long Rush	12	Max Johnson at UCLA (Sept. 4, 2020)
Pass attempts	46	Max Johnson at UCLA (Sept. 4, 2021)
Pass completions	26	Max Johnson at UCLA (Sept. 4, 2021)
Yards Passing	330	Max Johnson at UCLA (Sept. 4, 2021)
TD Passes	3	Max Johnson at UCLA (Sept. 4, 2021)
Long Pass	45	at UCLA (Sept. 4, 2021)
Receptions	9	Kayshon Boutte at UCLA (Sept. 4, 2021)
Yards Receiving	148	Kayshon Boutte at UCLA (Sept. 4, 2021)
TD Receptions	3	Kayshon Boutte at UCLA (Sept. 4, 2021)
Long Reception	45	Kayshon Boutte at UCLA (Sept. 4, 2021)
Field Goals	2	Cade York at UCLA (Sept. 4, 2021)
Long Field Goal	33	Cade York at UCLA (Sept. 4, 2021)
Punts	6	Avery Atkins at UCLA (Sept. 4, 2021)
Punting Avg	40	Avery Atkins at UCLA (Sept. 4, 2021)
Long Punt	47	Avery Atkins at UCLA (Sept. 4, 2021)
Punts inside 20	4	Avery Atkins at UCLA (Sept. 4, 2021)
Long Punt Return	12	Trey Palmer at UCLA (Sept. 4, 2021)
Long Kickoff Return	23	Trey Palmer at UCLA (Sept. 4, 2021)
Tackles	13	Damone Clark at UCLA (Sept. 4, 2021)
Sacks	1.0	Ali Gaye at UCLA (Sept. 4, 2021)
		BJ Ojulari at UCLA (Sept. 4, 2021)
		Andre Anthony at UCLA (Sept. 4, 2021)
		Navonteque Strong at UCLA (Sept. 4, 2021)
Tackles For Loss	2.5	Micah Baskerville at UCLA (Sept. 4, 2021)
Interceptions	1	Eli Ricks at UCLA (Sept. 4, 2021)

OPPONENT INDIVIDUAL GAME HIGHS

Rushes	17	Brittain Brown at UCLA (Sept. 4, 20210)
Yards Rushing	117	Zach Charbonnet at UCLA (Sept. 4, 2021)
TD Rushes	1	Zach Charbonnet at UCLA (Sept. 4, 2021)
		Brittain Brown at UCLA (Sept. 4, 2021)
Long Rush	43	Zach Charbonnet at UCLA (Sept. 4, 2021)
Pass attempts	16	D. Thompson-Robinson at UCLA (Sept. 4, 2021)
Pass completions	9	D. Thompson-Robinson at UCLA (Sept. 4, 2021)
Yards Passing	260	D. Thompson-Robinson at UCLA (Sept. 4, 2021)
TD Passes	3	D. Thompson-Robinson at UCLA (Sept. 4, 2021)
Long Pass	75	D. Thompson-Robinson at UCLA (Sept. 4, 2021)
Receptions	3	Greg Dulcich at UCLA (Sept. 4, 2021)
Yards Receiving	117	Greg Dulcich at UCLA (Sept. 4, 2021)
TD Receptions	1	Greg Dulcich at UCLA (Sept. 4, 2021)
		Kyle Phillips at UCLA (Sept. 4, 2021)
		Chase Cota at UCLA (Sept. 4, 2021)
Long Reception	75	Greg Dulcich at UCLA (Sept. 4, 2021)
Field Goals	1	Nicholas Barr-Mira at UCLA (Sept. 4, 2021)
Long Field Goal	43	Nicholas Barr-Mira at UCLA (Sept. 4, 2021)
Punts	4	Luke Akers at UCLA (Sept. 4, 2021)
Punting Avg	44.3	Luke Akers at UCLA (Sept. 4, 2021)
Long Punt	53	Luke Akers at UCLA (Sept. 4, 2021)
Punts inside 20	1	Luke Akers at UCLA (Sept. 4, 2021)
Long Punt Return	0	Kyle Phillips at UCLA (Sept. 4, 2021)
Long Kickoff Return	27	Kazmeir Allen at UCLA (Sept. 4, 2021)
Tackles	7	Quentin Lake at UCLA (Sept. 4, 2021)
Sacks	1	Mitchell Agude at UCLA (Sept. 4, 2021)
		Bo Calvert at UCLA (Sept. 4, 2021)
Tackles For Loss	1.0	Mitchell Agude at UCLA (Sept. 4, 2021)
		Qwuantrezz Knight at UCLA (Sept. 4, 2021)
		Bo Calvert at UCLA (Sept. 4, 2021)
		Otito Ogbonnia at UCLA (Sept. 4, 2021)
Interceptions	1	Caleb Johnson at UCLA (Sept. 4, 2021)

DRIVE SUPERLATIVES

Longest Drive

	LSU
No. of Plays	12 at UCLA (9/4/2021) results in a FG
By No. of Yards	75 at UCLA (9/4/2021) results in a TD
By Time of Possession	5:31 at UCLA (9/4/2021) results in FG

Opponents

8 vs. at UCLA (9/4/2021) results in 2 TD and end of game
81 at UCLA (9/4/2021) results in TD
4:34 at UCLA (9/4/2021) results in TD

Shortest Drive

	LSU
By No. of Plays	3 at UCLA (9/4/2021)
By No. of Yards	-1 at UCLA (9/4/2021) results in Punt
By Time of Possession	0:51 at UCLA (9/26/20) results in FG

Opponents

1 at UCLA (9/4/2021) results in a TD
-1 at UCLA (9/26/20) results in a Half
0:14 at UCLA (9/4/2021) results in TD

SCORING DRIVE BREAKDOWN

Yardage	LSU		Opponent	
	TD	FG	TD	FG
No. Drive	-	-	-	-
Neg. Yards	-	-	-	-
0-9	-	-	-	-
10-19	-	-	1	-
20-29	-	-	-	-
30-39	-	1	-	-
40-49	-	-	-	-
50-59	-	-	-	1
60-69	1	1	-	-
70-79	2	-	3	-
80-89	-	-	1	-
90-99	-	-	-	-

GAME-OPENING DRIVES

	PTS	LSU		Opponent		
		1STS	YDS	PTS	1STS	YDS
at UCLA	0	2	35	0	1	28
vs. McNeese	-	-	-	-	-	-
vs. Central Michigan	-	-	-	-	-	-
at Mississippi State	-	-	-	-	-	-
vs. Auburn	-	-	-	-	-	-
at Kentucky	-	-	-	-	-	-
vs. Florida	-	-	-	-	-	-
at Ole Miss	-	-	-	-	-	-
at Alabama	-	-	-	-	-	-
vs. ULM	-	-	-	-	-	-
vs. Arkansas	-	-	-	-	-	-
vs. Texas A&M	-	-	-	-	-	-
TOTALS	0	2	35	0	1	28

THREE AND OUTS

	LSU		Opponent	
	THREE AND OUTS/DRIVES	THREE AND OUTS/DRIVES	THREE AND OUTS/DRIVES	THREE AND OUTS/DRIVES
at UCLA	3/12		2/13	
vs. McNeese	--		--	
vs. Central Michigan	--		--	
at Mississippi State	--		--	
vs. Auburn	--		--	
at Kentucky	--		--	
vs. Florida	--		--	
at Ole Miss	--		--	
at Alabama	--		--	
vs. ULM	--		--	
vs. Arkansas	--		--	
vs. Texas A&M	--		--	
TOTALS	3/12		2/13	

SECOND-HALF OPENING DRIVES

	PTS	LSU		Opponent		
		1STS	YDS	PTS	1STS	YDS
at UCLA	0	2	24	7	1	17
vs. McNeese	-	-	-	-	-	-
vs. Central Michigan	-	-	-	-	-	-
at Mississippi State	-	-	-	-	-	-
vs. Auburn	-	-	-	-	-	-
at Kentucky	-	-	-	-	-	-
vs. Florida	-	-	-	-	-	-
at Ole Miss	-	-	-	-	-	-
at Alabama	-	-	-	-	-	-
vs. ULM	-	-	-	-	-	-
vs. Arkansas	-	-	-	-	-	-
vs. Texas A&M	-	-	-	-	-	-
TOTALS	0	2	24	7	1	17

LSU DRIVE CHARTS

UCLA					
QTR	TIME	START	PL-YDS	TOP	RESULT
1	12:14	LSU 9	6-35	3:18	Punt
1	7:19	LSU 28	9-15	4:07	Punt
1	0:10	LSU 37	8-63	2:36	TD
2	12:20	LSU 25	3- -1	1:00	Punt
2	9:49	LSU 25	6-36	2:42	Punt
2	4:44	UCLA 33	5-26	0:51	FG
2	1:52	LSU 31	3-2	1:02	Punt
3	15:00	LSU 25	7-24	3:25	INT
3	10:52	LSU 25	4-75	1:56	TD
3	6:38	LSU 25	12-60	5:31	FG
4	12:28	LSU 30	3-5	1:23	Punt
4	6:25	LSU 27	7-73	2:17	TD

OPPONENT DRIVE CHARTS

UCLA					
QTR	TIME	START	PL-YDS	TOP	RESULT
1	14:53	UCLA 26	6-28	2:39	Punt
1	8:56	UCLA 18	3-8	1:37	Punt
1	3:12	UCLA 9	5-15	3:02	Punt
2	12:34	UCLA 25	1-75	0:14	TD
2	11:20	UCLA 29	6-71	1:31	TD
2	7:07	UCLA 6	5-11	2:23	INT
2	3:53	UCLA 25	3-7	2:01	Punt
2	0:50	UCLA 30	2- -1	0:50	Half
3	11:35	LSU 17	3-17	0:43	TD
3	8:56	UCLA 25	6-50	2:18	FG
3	0:59	UCLA 27	8-73	3:51	TD
4	11:05	UCLA 19	8-81	4:34	TD
4	4:07	LSU 42	8-16	4:07	End

TURNOVERS

Opponent	Forced by LSU					Forced By Opponent			
	Fum	Int	Tot	Pts Off	Margin	Fum	Int	Tot	Pts Off
at UCLA	-	1	1	6	-	2	1	3	7
vs. McNeese	-	-	-	-	-	-	-	-	-
vs. Central Michigan	-	-	-	-	-	-	-	-	-
at Mississippi State	-	-	-	-	-	-	-	-	-
vs. Auburn	-	-	-	-	-	-	-	-	-
at Kentucky	-	-	-	-	-	-	-	-	-
vs. Florida	-	-	-	-	-	-	-	-	-
at Ole Miss	-	-	-	-	-	-	-	-	-
at Alabama	-	-	-	-	-	-	-	-	-
vs. ULM	-	-	-	-	-	-	-	-	-
vs. Arkansas	-	-	-	-	-	-	-	-	-
vs. Texas A&M	-	-	-	-	-	-	-	-	-
TOTALS	0	1	1	6	-	2	1	3	7

LSU BIG PLAYS

Opponent	Rushing				Passing				Special Teams	
	10-19	20-29	30-39	40+	20-29	30-39	40-49	50+	Block	Ret. TD
at UCLA	1	-	-	-	1	-	2	-	-	-
vs. McNeese	-	-	-	-	-	-	-	-	-	-
vs. Central Michigan	-	-	-	-	-	-	-	-	-	-
at Mississippi State	-	-	-	-	-	-	-	-	-	-
vs. Auburn	-	-	-	-	-	-	-	-	-	-
at Kentucky	-	-	-	-	-	-	-	-	-	-
vs. Florida	-	-	-	-	-	-	-	-	-	-
at Ole Miss	-	-	-	-	-	-	-	-	-	-
at Alabama	-	-	-	-	-	-	-	-	-	-
vs. ULM	-	-	-	-	-	-	-	-	-	-
vs. Arkansas	-	-	-	-	-	-	-	-	-	-
vs. Texas A&M	-	-	-	-	-	-	-	-	-	-
TOTALS	1	0	0	0	1	0	2	0	0	0

OPPONENT BIG PLAYS

Opponent	Rushing				Passing				Special Teams	
	10-19	20-29	30-39	40+	20-29	30-39	40-49	50+	Block	Ret. TD
at UCLA	8	1	-	1	1	2	1	1	-	-
vs. McNeese	-	-	-	-	-	-	-	-	-	-
vs. Central Michigan	-	-	-	-	-	-	-	-	-	-
at Mississippi State	-	-	-	-	-	-	-	-	-	-
vs. Auburn	-	-	-	-	-	-	-	-	-	-
at Kentucky	-	-	-	-	-	-	-	-	-	-
vs. Florida	-	-	-	-	-	-	-	-	-	-
at Ole Miss	-	-	-	-	-	-	-	-	-	-
at Alabama	-	-	-	-	-	-	-	-	-	-
vs. ULM	-	-	-	-	-	-	-	-	-	-
vs. Arkansas	-	-	-	-	-	-	-	-	-	-
vs. Texas A&M	-	-	-	-	-	-	-	-	-	-
TOTALS	8	1	0	1	1	2	1	1	0	0

TEAM STATISTICS

TEAM STATISTICS	LSU	OPP
SCORING	27	38
Points Per Game	27.0	38.0
Points Off Turnovers	3	7
FIRST DOWNS	24	19
Rushing	4	12
Passing	17	7
Penalty	3	0
RUSHING YARDAGE	49	210
Yards gained rushing	66	264
Yards lost rushing	17	54
Rushing Attempts	25	47
Average Per Rush	2.0	4.5
Average Per Game	49.0	210.0
TDs Rushing	0	2
PASSING YARDAGE	330	260
Comp-Att-Int	26-46-1	9-16-1
Average Per Pass	7.2	16.2
Average Per Catch	12.7	28.9
Average Per Game	330.0	260.0
TDs Passing	3	3
TOTAL OFFENSE	379	470
Total Plays	71	63
Average Per Play	5.3	7.5
Average Per Game	378.0	470.0
KICK RETURNS: #-Yards	1-23	2-52
PUNT RETURNS: #-Yards	3-18	0-0
INT RETURNS: #-Yards	1-0	1-34
KICK RETURN AVERAGE	23.0	26.0
PUNT RETURN AVERAGE	6.0	0.0
INT RETURN AVERAGE	0.0	34.0
FUMBLES-LOST	3-0	0-0
PENALTIES-Yards	2-10	8-73
Average Per Game	10.0	73.0
PUNTS-Yards	6-240	4-177
Average Per Punt	40.0	44.2
Net punt average	40.0	39.8
KICKOFFS-Yards	6-336	7-451
Average Per Kick	56.0	64.4
Net kick average	32.8	39.7
TIME OF POSSESSION/Game	29:54	30:06
3RD-DOWN Conversions	6/15	7/13
3rd-Down Pct	40%	54%
4TH-DOWN Conversions	1/1	0/0
4th-Down Pct	100%	0%
SACKS BY-Yards	4-36	2-15
MISC YARDS	0	0
TOUCHDOWNS SCORED	3	5
FIELD GOALS-ATTEMPTS	2-2	1-1
ON-SIDE KICKS	0-1	0-0
RED-ZONE SCORES	(3-3) 100%	(3-4) 75%
RED-ZONE TOUCHDOWNS	(1-3) 33%	(3-4) 75%
PAT-ATTEMPTS	(3-3) 100%	(5-5) 100%
ATTENDANCE	-	68123
Games/Avg Per Game	0/0	1/68123
Neutral Site Games	0/0	

Score by quarters	1st	2nd	3rd	4th	Total
LSU	0	10	10	7	27
Opponents	0	14	10	14	38

GAME RESULTS

09/04/2021 at UCLA L 27-38 0-1 0-0 3:57 68123

SCORING

	TD	FGs	PATs Kick	Rush	Rcv	Pass	DXP	Saf	Points
Boutte, Kayshon	3	0-0	0-0	0-0	0	0-0	0	0	18
York, Cade	0	2-2	3-3	0-0	0	0-0	0	0	9
Total	3	2-2	3-3	0-0	0	0-0	0	0	27
Opponents	5	1-1	5-5	0-0	0	0-0	0	0	38

TOTAL OFFENSE

	GP	Plays	Rush	Pass	Total	Avg/G
Johnson, Max	1	57	16	330	346	346.0
Davis-Price, Tyrion	1	13	31	0	30	30.0
Williams, Josh	1	1	2	0	2	2.0
Total	1	71	49	330	379	379.0
Opponents	1	63	210	260	470	470.0

RUSHING

	GP-GS	Att	Gain	Loss	Net	Avg	TD	Long	Avg/G
Davis-Price, Tyrion	1-1	13	33	2	30	2.3	0	8	30.0
Johnson, Max	1-1	11	31	15	16	1.5	0	12	16.0
Williams, Josh	1-0	1	2	0	2	2.0	0	2	2.0
Total	1	25	66	17	49	2.0	0	12	48.0
Opponents	1	47	264	54	210	4.5	2	43	210.0

PASSING

	GP-GS	Effic	Cmp-Att-Int	Pct	Yards	TD	Long	Avg/G
Johnson, Max	1-1	134.0	26-46-1	56.5	330	3	45	330.0
Total	1	134.0	26-46-1	56.5	330	3	45	330.0
Opponents	1	242.1	9-16-1	56.2	260	3	75	260.0

RECEIVING

	GP-GS	No.	Yards	Avg	TD	Long	Avg/G
Boutte, Kayshon	1-1	9	148	16.4	3	45	148.0
Palmer, Trey	1-1	7	47	6.7	0	20	47.0
Jenkins, Jaray	1-1	3	46	15.3	0	17	46.0
Moore, Koy	1-0	3	32	10.7	0	14	32.0
Thomas, Brian	1-0	1	18	18.0	0	18	18.0
Williams, Josh	1-0	1	17	17.0	0	17	17.0
Bech, Jack	1-1	1	17	17.0	0	17	17.0
Davis-Price, Tyrion	1-1	1	5	5.0	0	5	5.0
Total	1	26	330	12.7	3	45	330.0
Opponents	1	9	260	28.9	3	75	260.0

ALL-PURPOSE

	GP	Rush	Rcv	PR	KR	IR	Total	Avg/G
Boutte, Kayshon	1	0	148	0	0	0	148	148.0
Palmer, Trey	1	0	47	18	23	0	88	88.0
Jenkins, Jaray	1	0	46	0	0	0	46	46.0
Davis-Price, Tyrion	1	30	5	0	0	0	35	35.0
Moore, Koy	1	0	32	0	0	0	32	32.0
Williams, Josh	1	2	17	0	0	0	19	19.0
Thomas, Brian	1	0	18	0	0	0	18	18.0
Bech, Jack	1	0	17	0	0	0	17	17.0
Johnson, Max	1	16	0	0	0	0	16	16.0
Total	1	48	330	18	23	0	419	419.0
Opponents	1	210	260	0	52	34	556	556.0

PUNT RETURNS

	No.	Yards	Avg	TD	Long
Palmer, Trey	3	18	6.0	0	12
Total	3	18	6.0	0	12
Opponents	0	0	0.0	0	0

INTERCEPTIONS

	No.	Yards	Avg	TD	Long
Ricks, Eli	1	0	0.0	0	0
Total	1	0	0.0	0	0
Opponents	1	34	34.0	0	34

KICK RETURNS

	No.	Yards	Avg	TD	Long
Palmer, Trey	1	23	23.0	0	23
Total	1	23	23.0	0	23
Opponents	2	52	26.0	0	27

FUMBLE RETURNS

	No.	Yards	Avg	TD	Long
Total	0	0	0.0	0	0
Opponents	0	0	0.0	0	0

PUNTING

	No.	Yards	Avg	Long	TB	FC	I20	50+	Blkd
Atkins, Avery	6	240	40.0	47	0	4	4	0	0
Total	59	2593	43.9	61	2	22	27	18	0
Opponents	44	1964	44.6	67	3	17	15	12	0

KICKOFFS

	No.	Yards	Avg	TB	OB	Retn	Net	YdLn
Atkins, Avery	5	324	64.8	3	0			
York, Cade	1	12	12.0	0	0			
Total	6	336	56.0	3	0	26.0	34.8	30
Opponents	7	451	64.4	6	0	23.0	39.7	25

FIELD GOALS

	Made-Att	Pct	01-19	20-29	30-39	40-49	50-99	Long	Blkd
York, Cade	2-2	100.0	0-0	1-1	1-1	0-0	0-0	33	0

FG SEQUENCE

	LSU	Opponents
UCLA	(26), (33)	(43)

Numbers in (parentheses) indicate field goal was made.

DEFFENSIVE LEADERS

			Tackles				Sacks	Pass Defense			Fumbles		Blkd		
		GP-GS	Solo	Ast	Total	TFL-Yds	No-Yds	Int-Yds	BU	PD	Qbh	Rcv-Yds	FF	Kick	Saf
18	Clark, Damone	1-1	10	4	14	.	.	.	1	1
21	Toles, Jordan	1-0	3	3	6
28	Burns, Major	1-1	5	.	5
23	Baskerville, Micah	1-1	4	1	5	2.5-3
99	Roy, Jaquelin	1-0	3	1	4
11	Gaye, Ali	1-1	3	1	4	1.0-12	1.0-12
8	Ojulari, BJ	1-0	2	1	3	1.0-14	1.0-14
7	Stingley Jr., Derek	1-1	1	1	2	1.0-1
22	Strong, Navonteque	1-0	2	.	2	1.0-1	1.0-1
5	Ward, Jay	1-1	2	.	2
92	Farrell Jr., Neil	1-1	2	.	2	1.0-1
25	Flott, Cordale	1-1	1	1	2	.	.	.	1	1
3	Anthony, Andre	1-1	1	1	2	1.5-10	1.0-9
30	Penn III, Greg	1-0	2	.	2
76	Deculus, Austin	1-1	1	.	1
1	Ricks, Eli	1-1	1-0	.	1
Total		1-0	42	14	56	9-42	4-36	1-0	2	3
Opponents		1-0	43	14	57	4-17	2-15	1-34	5	6	7	.	2	.	.

PASSING

#14 Max Johnson	Comp-Att-Int	Pct	Yards	TD	Long	Sack-Yds	Effic
UCLA	26-46-1	56.5	330	3	45	2-15	134.00
TOTALS	26-46-1	56.5	330	3	45	2-15	134.00

RUSHING

	no-yds/td	UCLA
Ty Davis-Price	13-33/0	13-33/0
Max Johnson	11-31/0	11-31/0
Josh Williams	1-2/0	1-2/0

RECEIVING

	no-yds/td	UCLA
Kayshon Boutte	9-148/3	9-148/3
Trey Palmer	7-47/0	7-47/0
Jaray Jenkins	4-46/0	4-46/0
Koy Moore	3-32/0	3-32/0
Brian Thomas Jr.	1-18/0	1-18/0
Josh Williams	1-17/0	1-17/0
Jack Bech	1-17/0	1-17/0
Ty Davis-Price	1-5/0	1-5/0

TEAM STATISTICS

Date	Opponent	Rushing				Receiving				Passing				Kick Ret				Punt Ret				tot off
		no.	yds	td	lg	no.	yds	td	lg	c-a-i	yds	td	lg	no.	yds	td	lg	no.	yds	td	lg	
Sep 4, 2021	UCLA	25	49	0	12	26	330	3	45	26-46-1	330	3	45	1	23	0	23	3	18	0	12	379
LSU		25	49	0	12	26	330	3	45	26-46-1	330	3	45	1	23	0	23	3	18	0	12	379
Opponent		47	210	2	43	9	260	3	75	9-16-1	260	3	75	2	52	0	27	0	0	0	0	470

Games: 10 Avg/rush: 3.3 Avg/catch: 12.6 Pass effic: 135.50 KR avg: 23.1 PR avg: 9.4 All purpose avg/game: 506.5 Total offense avg/gm: 433.9

Date	Opponent	Tackles				Sacks		Fumble			Pass Defense				blkd	PAT Attempts				off		pts
		solo	ast	total	tfl	yds	no.	yds	ff	fr	yds	no.	yds	qbh	brup	kick	kicks	rush	rcv	saf	t/o	
Sep 4, 2021	UCLA	42	14	56	9.0	44	4.0	36	0	0	0	1	0	xx	xx	0	3-3	0	0	0	1	28
LSU		42	14	56	9.0	44	4.0	36	0	0	0	1	0	xx	xx	0	3-3	0	0	0	1	28
Opponent		43	14	57	4.0	17	2.0	15	2	0	0	1	34	xx	xx	0	5-5	0	0	0	1	38

Date	Opponent	Punting									Field Goals			Kickoffs				
		no.	yds	avg	long	blkd	tb	fc	50+	in20	m-a	long	blkd	no.	yds	avg	tb	ob
Sep 4, 2021	UCLA	6	240	40.0	47	0	0	4	0	4	2-2	22	0	6	336	56.0	3	0
LSU		6	240	40.0	47	0	0	4	0	4	2-2	22	0	6	336	56.0	3	0
Opponent		4	177	44.3	53	0	0	1	1	0	1-1	43	0	7	451	64.4	6	0

OPPONENT TEAM STATISTICS

Date	Opponent	Rushing				Receiving				Passing				Kick Ret				Punt Ret				tot off
		no.	yds	td	lg	no.	yds	td	lg	c-a-i	yds	td	lg	no.	yds	td	lg	no.	yds	td	lg	
Sep 4, 2021	UCLA	47	210	2	43	9	260	3	75	9-16-1	260	3	75	2	52	0	27	0	0	0	0	470
Opponent totals		47	210	2	43	9	260	3	75	9-16-1	260	3	75	2	52	0	27	0	0	0	0	470
LSU		25	49	0	12	26	330	3	45	26-46-1	330	3	45	1	23	0	23	3	18	0	12	379

Games: 10 Avg/rush: 4.9 Avg/catch: 16.3 Pass effic: 157.39 KR avg: 34.4 PR avg: 7.7 All purpose avg/game: 548.2 Total offense avg/gm: 492.0

Date	Opponent	Tackles				Sacks		Fumble			Pass Defense				blkd	PAT Attempts				off		pts
		solo	ast	total	tfl	yds	no.	yds	ff	fr	yds	no.	yds	qbh	brup	kick	kicks	rush	rcv	saf	t/o	
Sep 4, 2021	UCLA	42	14	56	9.0	44	4.0	36	0	0	0	1	0	xx	xx	0	3-3	0	0	0	1	28
Opponent totals		43	14	57	4.0	17	2.0	15	2	0	0	1	34	xx	xx	0	5-5	0	0	0	1	38
LSU		42	14	56	9.0	44	4.0	36	0	0	0	1	0	xx	xx	0	3-3	0	0	0	1	28

Date	Opponent	Punting									Field Goals			Kickoffs				
		no.	yds	avg	long	blkd	tb	fc	50+	in20	m-a	long	blkd	no.	yds	avg	tb	ob
Sep 4, 2021	UCLA	4	177	44.3	53	0	0	1	1	0	1-1	43	0	7	451	64.4	6	0
Opponent		4	177	44.3	53	0	0	1	1	0	1-1	43	0	7	451	64.4	6	0
LSU		6	240	40.0	47	0	0	4	0	4	2-2	22	0	6	336	56.0	3	0

TACKLES

[illegible]

TACKLES FOR LOSS

[illegible]

Games against Ranked Teams

Beat a top 25 team

#6 Florida, 37-34, in Gainesville (12/12/20)

Beat a top 10 team

#6 Florida, 37-34, in Gainesville (12/12/20)

Beat a top 5 team

#3 Clemson, 42-25, in CFP National Championship (01/13/20)

Beat an FBS No. 1 team (AP or Coaches Poll)

#1 Ohio State, 38-24 (01/07/08 - BCS Championship Game)

Beat an FBS No. 1 team (AP or Coaches Poll) at home

#1 Florida, 28-21 (10/11/97)

Beat a ranked opponent at home

#9 Auburn, 23-20, in Baton Rouge (10/26/19)

Beat a ranked opponent on the road

#6 Florida, 37-34, in Gainesville (12/12/20)

Beat a ranked opponent at a neutral site

#3 Clemson, 42-25, in CFP National Championship (01/13/20)

Beat back-to-back ranked opponents

#4 Oklahoma, 63-28, in Chick-fil-A Peach Bowl (12/28/19) & #3 Clemson, 42-25, in CFP National Championship (01/13/20)

Beat a ranked team in three straight games

12/07/19 - 01/13/20 #4 Georgia (SEC CG), #4 Oklahoma (Chick-fil-A Peach Bowl), #3 Clemson (CFP National Championship)

Beat a ranked team in four straight games

11/23/01 - 01/01/02 vs. #22 Arkansas, #24 Auburn, #2 Tennessee (SEC CG), #7 Illinois (Sugar Bowl)

Lost to a ranked opponent at home

#1 Alabama, 55-17 (12/5/20)

Lost to a ranked opponent on the road

at #5 Texas A&M, 20-7 (11/28/20)

Lost to a ranked opponent at a neutral site

#14 Notre Dame, 21-17, in Citrus Bowl (01/1/18)

Lost to an unranked opponent at home

Mississippi State, 44-34 (09/26/20)

Lost to an unranked opponent on the road

at UCLA, 38-27 (09/04/21)

Special Situations

Won on the last play of the game

at #7 Auburn (22-21, 09/15/17); 42 yard field goal by Cole Tracy as time expired

Lost on the last play of the game

at Texas A&M (74-72, 11/24/18); in seventh overtime on 2-pt. conversion

Came back and won from 10 or more down in 4th quarter

vs. #14 Wisconsin, 28-24 (8/30/14); down 24-13 entering 4th quarter

Lost when leading by 10 or more in 4th quarter

#14 Clemson, 25-24 in Chick-fil-A Bowl (12/31/12); led 24-13 entering fourth quarter

Lost when leading by 20 points or more

Tennessee, 30-27 OT (09/26/05); led 21-0 at halftime

Scored on the first play from scrimmage

Travin Dural (94-yard pass from QB Anthony Jennings) vs. Sam Houston State (9/6/14)

A QB caught a pass on a designed play

Matt Flynn (35-yards from WR Early Doucet) at Alabama (11/03/07)

A RB threw a TD pass on a designated play

Clyde Edwards-Helaire (11 yards to Tory Carter) at Texas A&M in fifth overtime (11/24/18)

Had two RB rush for at least 100 yards each

Derrius Guice (127 yards) and Darrel Williams (106 yards) vs. Texas A&M (11/25/17)

A player gained 100 yards receiving and 100 yards rushing

Darrel Williams (103 yards rushing, 105 yards receiving) vs. Ole Miss (10/21/17)

Had a player be responsible for six touchdowns

Joe Burrow (6) vs. #3 Clemson in CFP National Championship (01/13/20)

Returns/Special Teams/Defense

Returned a KO for a TD

Trey Palmer, 93 yards vs. South Carolina (10/24/20)

Returned a Punt for a TD

Trey Palmer, 54 yards vs. Northwestern State (09/14/19)

Returned an INT for a TD

Jay Ward, 31 yards vs. Ole Miss (12/19/20)

Returned 2 INTs for TDs

Ronald Martin (45 yards) & Lavar Edwards (23 yards) vs. Idaho (09/15/12)

Returned 3 INTs for TDs

3 vs. Arkansas State (C. Raymond, D. Walkup, C. Buckels) (10/12/91)

Recovered a fumble in endzone for a TD

William Clapp at Ole Miss (11/21/15)

Returned a fumble for a TD

Michael Divinity Jr., 58-yard fumble recovery and return (forced by Devin White) at Texas A&M (11/24/18)

Scored two defensive TDs in a game

2 vs. UL-Monroe (R. Brooks, INT; L. Edwards, FUM) (11/13/10)

Faked a field goal for a touchdown

Trent Domingue (kicker), 16-yard run (10/17/15 vs. Florida)

Faked a punt for a first down

Kendell Beckwith, 5-yard run in third quarter vs. Wisconsin (8/30/14)

Faked a field goal for a first down

Josh Jasper, 5-yard run in 4th quarter (10/09/10 at Florida)

A player kicked the PAT after scoring the TD

Trent Domingue vs. Florida (10/17/15)

Blocked a FG

Jay Ward, 44-yard AJ Reed attempt in fourth quarter at Arkansas (11/21/20)

Returned a blocked FG for a TD

Patrick Peterson, 53 yards on the block of Ole Miss' 47-yard FG attempt (11/21/09)

Blocked a PAT (kick)

Austin Deculus, kick attempt by Joseph Bulovas (11/03/18 vs. No. 1 Alabama)

Returned a PAT for a Defensive Extra Point

Mark Roman, kick attempt by Seth Hanson (10/17/98 vs. Kentucky)

Blocked a punt

Micah Baskerville at Vanderbilt (09/21/19)

Blocked a punt for a safety

Jarvis Green, on an Andy Smith punt (10/16/99 at Kentucky)

Returned a blocked punt for TD

Micah Baskerville, 23 yards, off Micah Baskerville's block at Vanderbilt (09/21/19)

Recovered an onside kick

vs. Auburn (10/26/19); recovered by Derrick Dillon with 2:32 left in Fourth quarter

Recovered an onside kick to start the game

vs. Auburn (12/01/01)

Recorded a Safety (Team)

vs. Texas A&M (11/30/19); sacked by Neil Farrell Jr.

Recorded a Safety (Individual tackle)

Neil Farrell Jr. vs. Texas A&M (11/30/19)

Recorded six interceptions (Team)

6 at Mississippi State (08/30/07)

Had a player record three interceptions

3 by Craig Steltz at Mississippi State (8/30/07)

Had a player record 15 tackles

17 by Devin White at Texas A&M (11/24/18)

Had six sacks as a team

8 vs. Louisville (12/31/16-Buffalo Wild Wings Citrus Bowl)

Opponent Returns/Special Teams

Returned a KO for a TD

Jerrion Ealy of Ole Miss, 100 yards in 2nd Quarter (12/19/20 in Baton Rouge)

Returned a Punt for a TD

Antonio Callaway of Florida, 72 yards in 3rd Quarter (10/17/15 in Baton Rouge)

Returned an INT for a TD

Buddy Johnson of Texas A&M, 15 yards in 3rd Quarter (11/28/20 at Texas A&M)

Returned 3 INTs for TDs

Ken Alvis, Fred Smith, and Brian Robinson of Auburn on Jamie Howard (09/17/94 at Auburn)

Recovered a fumble in endzone for a TD

Chris Shelling of Auburn recovered fumble by Jermaine Sharp in 2nd Quarter (09/17/94 at Auburn)

Returned a fumble for a TD

Christian Tutt of Auburn, 20 yards on TJ Finley fumble in 2nd Quarter (10/13/20 at Auburn)

Blocked a FG

Tyree Gillespie of Missouri on kick by Cade York in 4th Quarter (10/10/20 in Columbia)

Blocked a punt

Solomon Patton of Florida on punt by Brad Wing in 4th quarter (10/08/11 in Baton Rouge)

Blocked two punts

Justin Hamilton and Jason Lallis of Virginia Tech on punts by Donnie Jones (9/01/02 at Virginia Tech)

Blocked a punt for a safety

Justin Hamilton of Virginia Tech on punt by Donnie Jones (09/01/02 at Virginia Tech)

Recorded a Safety (Team)

Parris Bennett of Syracuse on rush by Darrel Williams in 3rd Quarter (09/23/17 in Baton Rouge)

Blocked a PAT (kick)

Johnathon Calvin of Mississippi State on PAT attempt by Colby Delahousse in 2nd Quarter (09/17/16 in Baton Rouge)

Returned a PAT for a Defensive Extra Point

Eric Kelly of Kentucky off a bad snap in the 2nd Quarter (10/17/98 in Baton Rouge)

Faked a field goal for a TD

Damon Duval of Auburn 1 yard run in 1st Quarter (09/18/99 in Baton Rouge)

Recovered an onside kick

Dez Harris of Mississippi State in 4th Quarter (09/17/16 in Baton Rouge)

Scoring

Scored 30 or more points

All Games: 53 vs. Ole Miss (12/19/20)
SEC Games: 53 vs. Ole Miss (12/19/20)

Scored 40 or more points

All Games: 53 vs. Ole Miss (12/19/20)
SEC Games: 53 vs. Ole Miss (12/19/20)

Scored 50 or more points

All Games: 53 vs. Ole Miss (12/19/20)
SEC Games: 53 vs. Ole Miss (12/19/20)

Scored 60 or more points

All Games: 63 vs. Oklahoma, (12/28/19)
SEC Games: 72 at Texas A&M, 7 OTs (11/24/18)

Scored 70 or more points

All Games: 72 at Texas A&M, 7 OTs (11/24/18)
SEC Games: 72 at Texas A&M, 7 OTs (11/24/18)

Total Offense

Had more than 400 total yards

All Games: 593 vs. Ole Miss (12/19/20)
SEC Games: 593 vs. Ole Miss (12/19/20)

Had more than 450 total yards

All Games: 593 vs. Ole Miss (12/19/20)
SEC Games: 593 vs. Ole Miss (12/19/20)

Had more than 500 total yards

All Games: 593 vs. Ole Miss (12/19/20)
SEC Games: 593 vs. Ole Miss (12/19/20)

Had more than 550 total yards

All Games: 593 vs. Ole Miss (12/19/20)
SEC Games: 593 vs. Ole Miss (12/19/20)

Had more than 600 total yards

All Games: 628 vs. Clemson (01/13/20)
SEC Games: 612 vs. Arkansas, (11/23/19)

Had More than 625 total yards

All Games: 628 vs. Clemson (01/13/20)
SEC Games: 714 at Ole Miss, (11/16/19)

Had more than 650 total yards

All Games: 692 vs. Oklahoma, (12/28/19)
SEC Games: 714 at Ole Miss, (11/16/19)

Had more than 700 total yards

All Games: 714 at Ole Miss, (11/16/19)
SEC Games: 714 at Ole Miss, (11/16/19)

Rushing Offense

Rushed for 150 or more yards

All Games: 158 vs. Ole Miss (12/19/20)
SEC Games: 158 vs. Ole Miss (12/19/20)

Rushed for 200 or more yards

All Games: 276 vs. South Carolina (10/24/20))
SEC Games: 276 vs. South Carolina (10/24/20)

Rushed for 250 or more yards

All Games: 276 vs. South Carolina (10/24/20)
SEC Games: 276 vs. South Carolina (10/24/20)

Rushed for 300 or more yards

All Games: 393 vs Ole Miss (10/21/17)
SEC Games: 393 vs Ole Miss (10/21/17)

Rushed for 350 or more yards

All Games: 393 vs Ole Miss (10/21/17)
SEC Games: 393 vs Ole Miss (10/21/17)

Rushed for 400 or more yards

All Games: 418 vs. Missouri (10/01/16)
SEC Games: 418 vs. Missouri (10/01/16)

Rushed for 425 or more yards

All Games: 433 vs. Houston (09/07/96)
SEC Games: 426 vs. Ole Miss (10/30/76)

Rushed for 500 or more yards

All Games: 503 vs. Oregon (10/22/77)
SEC Games: Never

Passing Offense

Passed for 250 or more yards

All Games: 330 at UCLA (9/4/21)
SEC Games: 435 vs. Ole Miss (12/19/20)

Passed for 300 or more yards

All Games: 330 at UCLA (9/4/21)
SEC Games: 435 vs. Ole Miss (12/19/20)

Passed for 350 or more yards

All Games: 435 vs. Ole Miss (12/19/20)
SEC Games: 435 vs. Ole Miss (12/19/20)

Passed for 400 or more yards

All Games: 435 vs. Ole Miss (12/19/20)
SEC Games: 435 vs. Ole Miss (12/19/20)

Passed for 450 or more yards

All Games: 463 vs. Clemson (01/13/20)
SEC Games: 489 at Ole Miss, (11/16/19)

Passed for 500 or more yards

All Games: 532 vs. Oklahoma, (12/28/19)
SEC Games: 528 vs. Alabama (11/03/01)

Scoring Defense

Allowed 0 points

All Games: 0 vs. Southeastern La. (09/08/18)
SEC Games: 0 at Mississippi State (08/30/07)

Allowed 3 or fewer points....

All Games: 3 vs. Georgia Southern (08/31/19)
SEC Games: 3 vs. Mississippi State (10/20/18)

Allowed 7 or fewer points....

All Games: 7 at Vanderbilt (10/03/20)
SEC Games: 7 at Vanderbilt (10/03/20)

Allowed 10 or fewer points..

All Games: 7 at Vanderbilt (10/03/20)
SEC Games: 7 at Vanderbilt (10/03/20)

Allowed 14 or fewer points

All Games: 7 at Vanderbilt (10/03/20)
SEC Games: 7 at Vanderbilt (10/03/20)

Total Defense

Allowed fewer than 75 total yards

All Games: 70 vs. Louisiana-Lafayette (10/05/02)
SEC Games: 69 at Kentucky (10/15/66)

Allowed fewer than 100 total yards

All Games: 98 vs. Georgia Southern (08/31/19)
SEC Games: 90 vs. Auburn (10/13/73)

Allowed fewer than 125 total yards

All Games: 98 vs. Georgia Southern (08/31/19)
SEC Games: 114 vs. Kentucky (10/19/85)

Allowed fewer than 150 total yards

All Games: 98 vs. Georgia Southern (08/31/19)
SEC Games: 135 vs. Vanderbilt (09/11/10)

Allowed fewer than 175 total yards

All Games: 169 vs. Texas A&M, (11/30/19)
SEC Games: 169 vs. Texas A&M, (11/30/19)

Allowed fewer than 200 total yards

All Games: 169 vs. Texas A&M, (11/30/19)
SEC Games: 169 vs. Texas A&M, (11/30/19)

Allowed fewer than 225 total yards

All Games: 169 vs. Texas A&M, (11/30/19)
SEC Games: 169 vs. Texas A&M, (11/30/19)

Allowed fewer than 250 total yards

All Games: 169 vs. Texas A&M, (11/30/19)
SEC Games: 169 vs. Texas A&M, (11/30/19)

Allowed fewer than 275 total yards

All Games: 267 at Texas A&M (11/28/20)
SEC Games: 267 at Texas A&M (11/28/20)

Allowed fewer than 300 total yards

All Games: 267 at Texas A&M (11/28/20)
SEC Games: 267 at Texas A&M (11/28/20)

Rushing Defense

Allowed fewer than 0 yards

All Games: -5 vs. BYU (09/02/17)
SEC Games: 0 at South Carolina (10/18/03)

Allowed fewer than 10 yards

All Games: 9 vs. Mississippi State (09/26/20)
SEC Games: 9 vs. Mississippi State (09/26/20)

Allowed fewer than 20 yards

All Games: 9 vs. Mississippi State (09/26/20)
SEC Games: 9 vs. Mississippi State (09/26/20)

Allowed fewer than 30 yards

All Games: 9 vs. Mississippi State (09/26/20)
SEC Games: 9 vs. Mississippi State (09/26/20)

Allowed fewer than 40 yards

All Games: 9 vs. Mississippi State (09/26/20)
SEC Games: 9 vs. Mississippi State (09/26/20)

Allowed fewer than 50 yards

All Games: 9 vs. Mississippi State (09/26/20)
SEC Games: 9 vs. Mississippi State (09/26/20)

Allowed fewer than 60 yards

All Games: 9 vs. Mississippi State (09/26/20)
SEC Games: 9 vs. Mississippi State (09/26/20)

Allowed fewer than 70 yards

All Games: 9 vs. Mississippi State (09/26/20)
SEC Games: 9 vs. Mississippi State (09/26/20)

Allowed fewer than 80 yards

All Games: 9 vs. Mississippi State (09/26/20)
SEC Games: 9 vs. Mississippi State (09/26/20)

Allowed fewer than 90 yards

All Games: 9 vs. Mississippi State (09/26/20)
SEC Games: 9 vs. Mississippi State (09/26/20)

Allowed fewer than 100 yards

All Games: 9 vs. Mississippi State (09/26/20)
SEC Games: 9 vs. Mississippi State (09/26/20)

Passing Defense

Allowed 0 passing yards

All Games: 0 vs. Alabama (11/06/71)
SEC Games: 0 vs. Alabama (11/06/71)

Allowed 25 or fewer passing yards

All Games: 24 vs. Georgia Southern (08/31/19)
SEC Games: 23 vs. Arkansas (11/27/93)

Allowed 50 or fewer passing yards

All Games: 24 vs. Georgia Southern (08/31/19)
SEC Games: 47 at Ole Miss (11/19/11)

Allowed 75 or fewer passing yards

All Games: 24 vs. Georgia Southern (08/31/19)
SEC Games: 59 vs. Mississippi State (10/20/18)

Allowed 100 or fewer passing yards

All Games: 97 vs. Texas A&M, (11/30/19)
SEC Games: 97 vs. Texas A&M, (11/30/19)

Allowed 125 or fewer passing yards

All Games: 105 at Texas A&M (11/28/20)
SEC Games: 105 at Texas A&M (11/28/20)

Allowed 150 or fewer passing yards

All Games: 105 at Texas A&M (11/28/20)
SEC Games: 105 at Texas A&M (11/28/20)

Allowed 175 or fewer passing yards

All Games: 105 at Texas A&M (11/28/20)
SEC Games: 105 at Texas A&M (11/28/20)

Allowed 200 or fewer passing yards

All Games: 105 at Texas A&M (11/28/20)
SEC Games: 105 at Texas A&M (11/28/20)

Individual Rushing

Had a player rush for 100 or more yards

All Games: 104 by Tyrion Davis-Price at Arkansas (11/21/20)
SEC Games: 104 by Tyrion Davis-Price at Arkansas (11/21/20)

Had a player rush for 150 or more yards

All Games: 188 by Clyde Edwards-Helaire vs. Arkansas (11/23/19)
SEC Games: 188 by Clyde Edwards-Helaire vs. Arkansas (11/23/19)

Had a player rush for 200 or more yards

All Games: 276 by Derrius Guice vs. Ole Miss (10/21/17)
SEC Games: 276 by Derrius Guice vs. Ole Miss (10/21/17)

Had a player rush for 225 or more yards

All Games: 276 by Derrius Guice vs. Ole Miss (10/21/17)
SEC Games: 276 by Derrius Guice vs. Ole Miss (10/21/17)

Had a player rush for 2 or more TDs

All Games: 2 by Max Johnson vs. Ole Miss (12/19/20)
SEC Games: 2 by Max Johnson vs. Ole Miss (12/19/20)

Had a player rush for 3 or more TDs

All Games: 3 by Clyde Edwards-Helaire vs. Arkansas (11/23/19)
SEC Games: 3 by Clyde Edwards-Helaire vs. Arkansas (11/23/19)

Had a player rush for 4 or more TDs

All Games: 4 by Derrius Guice at Texas A&M (11/24/16)
SEC Games: 4 by Derrius Guice at Texas A&M (11/24/16)

Had a player rush for 5 or more TDs

All Games: 5 by Kevin Faulk at Kentucky (11/01/97)
SEC Games: 5 by Kevin Faulk at Kentucky (11/01/97)

Individual Passing

Had a player pass for 200 or more yards

All Games: 330 by Max Johnson at UCLA (9/4/21)
SEC Games: 435 by Max Johnson vs. Ole Miss (12/19/20)

Had a player pass for 250 or more yards

All Games: 330 by Max Johnson at UCLA (9/4/21)
SEC Games: 435 by Max Johnson vs. Ole Miss (12/19/20)

Had a player pass for 300 or more yards.

All Games: 330 by Max Johnson at UCLA (9/4/21)
SEC Games: 435 by Max Johnson vs. Ole Miss (12/19/20)

Had a player pass for 350 or more yards

All Games: 435 by Max Johnson vs. Ole Miss (12/19/20)
SEC Games: 435 by Max Johnson vs. Ole Miss (12/19/20)

Had a player pass for 400 or more yards

All Games: 435 by Max Johnson vs. Ole Miss (12/19/20)
SEC Games: 435 by Max Johnson vs. Ole Miss (12/19/20)

Had a player pass for 450 or more yards

All Games: 463 by Joe Burrow vs. Clemson (01/13/20)
SEC Games: 489 by Joe Burrow at Ole Miss (11/16/19)

Had a player pass for 500 or more yards

All Games: 528 by Rohan Davey at Alabama (11/03/01)
SEC Games: 528 by Rohan Davey at Alabama (11/03/01)

Had a player pass for 2 or more TDs

All Games: 3 by Max Johnson at UCLA (9/4/21)
SEC Games: 3 by Max Johnson vs. Ole Miss (12/29/20)

Had a player pass for 3 or more TDs

All Games: 3 by Max Johnson at UCLA (9/4/21)
SEC Games: 3 by Max Johnson at Florida (12/12/20)

Had a player pass for 4 or more TDs

All Games: 4 by Myles Brennan at Missouri (10/10/20)
SEC Games: 4 by Myles Brennan at Missouri (10/10/20)

Had a player complete 20 or more passes

All Games: 26 by Max Johnson at UCLA (9/4/21)
SEC Games: 27 by Max Johnson vs. Ole Miss (12/19/20)

Had a player complete 25 or more passes

All Games: 26 by Max Johnson at UCLA (9/4/21)
SEC Games: 27 by Max Johnson vs. Ole Miss (12/19/20)

Had a player complete 30 or more passes

All Games: 31 by Joe Burrow vs. Clemson (01/13/20)
SEC Games: 32 by Joe Burrow at Ole Miss (11/17/19)

Had a player complete 35 or more passes

All Games: 35 by Rohan Davey at Alabama (11/03/01)
SEC Games: 35 by Rohan Davey at Alabama (11/03/01)

Had a player complete 15 straight passes

All Games: 17 by Rohan Davey vs. Arkansas-6 (11/26/99), vs. Western Carolina-11 (09/02/00) and 17 by Matt Mauck vs. Arizona-11 (09/06/03), vs. Western Illinois-6 (09/13/03) and 17 by Joe Burrow at Ole Miss (11/16/19)

Had a player throw 30 or more passes

All Games: 46 by Max Johnson at UCLA (9/4/21)
SEC Games: 51 by Max Johnson vs. Ole Miss (12/19/20)

Had a player throw 35 or more passes

All Games: 46 by Max Johnson at UCLA (9/4/21)
SEC Games: 51 by Max Johnson vs. Ole Miss (12/19/20)

Had a player throw 40 or more passes

All Games: 46 by Max Johnson at UCLA (9/4/21)
SEC Games: 51 by Max Johnson vs. Ole Miss (12/19/20)

Had a player throw 45 or more passes

All Games: 46 by Max Johnson at UCLA (9/4/21)
SEC Games: 51 by Max Johnson vs. Ole Miss (12/19/20)

Had a player throw 50 or more passes

All Games: 51 by Max Johnson vs. Ole Miss (12/19/20)
SEC Games: 51 by Max Johnson vs. Ole Miss (12/19/20)

Individual Receiving

Had a player with 9 or more receptions in a game

All Games: 9 by Kayshon Boutte at UCLA (9/4/21)
SEC Games: 14 by Kayshon Boutte vs. Ole Miss (12/19/20)

Had a player with 10 or more receptions in a game

All Games: 14 by Kayshon Boutte vs. Ole Miss (12/19/20)
SEC Games: 14 by Kayshon Boutte vs. Ole Miss (12/19/20)

Had a player with 11 or more receptions in a game

All Games: 14 by Kayshon Boutte vs. Ole Miss (12/19/20)
SEC Games: 14 by Kayshon Boutte vs. Ole Miss (12/19/20)

Had a player with 12 or more receptions in a game

All Games: 14 by Kayshon Boutte vs. Ole Miss (12/19/20)
SEC Games: 14 by Kayshon Boutte vs. Ole Miss (12/19/20)

Had a player with 13 or more receptions in a game

All Games: 14 by Kayshon Boutte vs. Ole Miss (12/19/20)
SEC Games: 14 by Kayshon Boutte vs. Ole Miss (12/19/20)

Had a player with 14 or more receptions in a game

All Games: 14 by Kayshon Boutte vs. Ole Miss (12/19/20)
SEC Games: 14 by Kayshon Boutte vs. Ole Miss (12/19/20)

Had a player with 15 or more receptions in a game

All Games: 19 by Josh Reed at Alabama (11/03/01)
SEC Games: 19 by Josh Reed at Alabama (11/03/01)

Had a player receive 100 or more yards

All Games: 148 by Kayshon Boutte at UCLA (9/4/21)
SEC Games: 108 by Kayshon Boutte at Florida (12/12/20)

Had a player receive 150 or more yards

All Games: 235 by Terrace Marshall Jr. at Missouri (10/10/20)
SEC Games: 235 by Terrace Marshall Jr. at Missouri (10/10/20)

Had a player receive 200 or more yards

All Games: 235 by Terrace Marshall Jr. at Missouri (10/10/20)
SEC Games: 235 by Terrace Marshall Jr. at Missouri (10/10/20)

Had a player receive 250 or more yards

All Games: 293 by Josh Reed at Alabama (11/03/01) - school record
SEC Games: 293 by Josh Reed at Alabama (11/03/01) - school record

Had a player receive for 2 or more TDs

All Games: 3 by Kayshon Boutte at UCLA (9/4/21)
SEC Games: 3 by Kayshon Boutte vs. Ole Miss (12/19/20)

Had a player receive for 3 or more TDs

All Games: 3 by Kayshon Boutte at UCLA (9/4/21)
SEC Games: 3 by Kayshon Boutte vs. Ole Miss (12/19/20)

Had a player receive for 4 or more TDs

All Games: 4 by Justin Jefferson vs Oklahoma (12/28/19)
SEC Games: 4 by Ja'Marr Chase at Vanderbilt (09/21/19)

Had a player receive for 5 or more TDs

All Games: 5 by Carlos Carson vs. Rice (09/24/77)
SEC Games: Never



3

Andre Anthony

Defensive End
6-4 • 251 • Sr. • 3L
New Orleans, La.
Edna Karr High School

- 2017 SEC Academic Honor Roll
- 2020 LSU Graduate (Sports Administration)

Team leader ... Starting defensive end for the Tigers who enters his sixth year at LSU ... Originally signed with the Tigers in 2016 ... Redshirted as a true freshman and has since developed into a top defensive end ... Has played linebacker during his career, but has found a home at defense end, specializing as an edge rusher for the Tigers ... Has played in 32 games during his career, starting 13 times ... 47 career tackles and 7.0 sacks ... Graduated in August of 2020 with a degree in sports administration.

GRADUATE SEASON (2021)

Recorded a sack (-9 yards) and a 1.5 tackles for loss (-10 yards) in Sept. 4 season opener at UCLA.

ANDRE ANTHONY'S CAREER HIGHS

Tackles: 6 at Vanderbilt, 2020
 Tackles for loss: 2.0 at Arkansas, 2020
 Sacks: 2.0 at Arkansas, 2020
 Quarterback Hurries: 2 at Florida, 2020
 Fumble recoveries: 1 vs. Southeastern Louisiana

ANDRE ANTHONY'S CAREER STATISTICS

YEAR	G-GS	UT	AT	TT	TFL	Sacks	PBU	QBH	INT	FF	FR
2017	0-0	0	0	0	0	0	0	0	0	0	0
2018	13-3	5	9	14	0.5-4	0.5-4	0	2	0	0	1
2019	9-2	4	5	9	1.0-2	1.0-2	1	0	0	0	0
2020	10-8	13	11	24	5.5-26	5.5-26	1	4	0	0	0
2021	1-1	1	1	2	1.5-10	1.0-9	0	0	0	0	0
Total	33-14	23	26	49	8.5-42	8.0-41	2	6	0	0	1



18

Avery Atkins

Placekicker/Kickoff Specialist/Punter
6-0 • 218 • Sr. • 3L
Auburn, Ala.
Auburn High School

- 2021 LSU Graduate (Kinesiology)
- 2020 SEC Academic Honor Roll
- 2019 SEC Academic Honor Roll
- 2018 SEC Academic Honor Roll

Extremely talented kicker that has been nearly automatic when it comes to kicking the ball through the endzone on kickoffs ... Has tremendous leg strength with outstanding technique and pinpoint accuracy ... Serves as LSU's kickoff specialist for the fourth straight year in 2021 ... Will wear No. 18 after being awarded the jersey prior to the start of the 2021 season ... The No. 18 is worn by the LSU player that best represents the values of the program on and off the field ... Has had a big impact on LSU's success as 84 percent (230-of-275) of his kickoffs have gone for touchbacks ... Has played in 39 games with 275 kickoffs ... Of his 275 kickoffs, only two have gone out of bounds ... Set LSU single-season records for kickoffs (131) and touchbacks (131) in 2019 ... LSU career record holder for kickoffs (275), kickoff yards (17,231) and touchbacks (230) ... Three-time member of the SEC Academic Honor Roll ... Graduated in May of 2021 with a degree in kinesiology.

SENIOR SEASON (2021)

Made his LSU debut as a punter on Sept. 4 at UCLA, punting six times for a 40-yard average, including a long punt of 47 yards and four boots downed inside the 20-yard line ... also kicked off five times at UCLA with three touchbacks.

AVERY ATKINS' CAREER HIGHS

Kickoffs: 11, 4x (Last: vs. Ole Miss, 2020)
 Kickoff Yards: 715 at Vanderbilt, 2019
 Touchbacks: 11 at Vanderbilt, 2019

AVERY ATKINS' CAREER KICKOFF STATISTICS

Year	G	No.	Yds.	Avg.	TB	OB
2018	13	79	5,014	63.5	71	0
2019	15	131	8,218	62.7	110	1
2020	10	60	3,759	62.7	46	1
2021	1	5	324	64.8	3	0
Total	39	275	17,231	62.7	230	2



23

Micah Baskerville

Linebacker
6-2 • 223 • Sr. • 3L
Shreveport, La.
Evangel Christian Academy

Veteran on the defensive side of the ball who has been a key contributor at linebacker during his career ... Will be counted on for leadership and increased production as a senior ... Among a group of linebackers that will be part of the starting rotation ... Good instincts and can make plays from sideline to sideline ... Has played in 29 games with nine starts in four years with the Tigers ... Also contributes on special teams ... For career has 93 tackles to go along with 11.5 tackles for loss and a sack.

SENIOR SEASON (2021)

Recorded five tackles (four solo, one assist) in Sept. 4 opener at UCLA, including 2.5 tackles for loss (-3 yards).

MICAH BASKERVILLE'S CAREER HIGHS

Tackles: 12 at Texas A&M, 2020
 Tackles for loss: 2.5 (at UCLA, 2021)
 Sacks: 1.0 vs. Utah State, 2019

MICAH BASKERVILLE'S CAREER STATISTICS

YEAR	G-GS	UT	AT	TT	TFL	Sacks	PBU	QBH	INT	FF	FR
2018	8-1	7	11	18	0.5-1	0-0	0	0	0	0	0
2019	12-0	10	5	15	4.0-10	1.0-1	1	0	0	0	0
2020	8-7	30	25	55	4.5-8	0-0	0	2	0	1	0
2021	1-1	4	1	5	2.5-3	0-0	0	0	0	0	0
Total	29-9	51	42	93	11.5-22	1.0-1	1	2	0	1	0



80

Jack Bech

Wide Receiver
6-2 • 207 • Fr. • HS
Lafayette, La.
St. Thomas More

Very talented Louisiana product that was considered one of the top prospects in the state as a senior in 2021 ... Excellent ball skills with sure hands, precise route running and the ability to get open ... Will likely be among LSU's receiving rotation ... Can play either tight end or wide receiver, but is a player that will stretch the field no matter where he lines up.

TRUE FRESHMAN SEASON (2021)

Made collegiate debut at UCLA on Sept. 4, recording one catch for 17 yards in a starting role.

JACK BECH'S CAREER HIGHS

Receptions: 1 at UCLA, 2021
 Receiving Yards: 17 at UCLA, 2021
 Receiving TDs: none
 Longest Reception: 17 yards at UCLA, 2021

JACK BECH'S CAREER RECEIVING STATISTICS

YEAR	G-GS	REC.	YDS.	TD	LONG
2021	1-1	1	17	0	17



1

Kayshon Boutte

Wide Receiver
6-0 • 185 • So. • 1L
New Iberia, La.
Westgate High School

- 2020 Freshman All-America (Football Writers Association of America)
- 2020 Freshman All-SEC

Emerged as LSU's go-to wide receiver late in 2020 when Terrace Marshall opted out of the season in November ... Set the SEC record for receiving yards in a game in the season-finale against Ole Miss with 308 yards and 3 TDs on 14 receptions in what was one of the most impressive performances in Tiger Stadium history ... Capped true freshman season with three straight 100-yard plus receiving games ... An all-around outstanding receiver who has the ability to score any time he touches the football ... Tremendous hands, speed and route running ability ... Can turn on a dime and is elusive, making him difficult to tackle ... Is in line to be the next great LSU wide receiver ... Just a sophomore, emerged as a leader on the offensive side of the ball for the Tigers.

SOPHOMORE SEASON (2021)

Recorded nine catches for 148 yards and three TDs in Sept. 4 season opener at UCLA ... became first player in LSU history to catch at least three TD passes in consecutive games; he also had three scoring receptions vs. Ole Miss in the final game of the 2020 season.

KAYSHON BOUTTE'S CAREER HIGHS

Receptions: 14 vs. Ole Miss, 2020
 Receiving Yards: 308 vs. Ole Miss, 2020
 Receiving TDs: 3 vs. Ole Miss, 2020; at UCLA, 2021
 Longest Reception: 47 vs. Ole Miss, 2020

KAYSHON BOUTTE'S CAREER RECEIVING STATISTICS

YEAR	G-GS	REC.	YDS.	TD	LONG
2020	10-5	45	735	5	47 (TD)
2021	1-1	9	148	3	45
TOTAL	11-6	54	883	8	47 (TD)



75

Anthony Bradford

Offensive Guard
6-5 • 365 • So. • 1L
Muskegon, Mich.
Muskegon High School

An offensive guard with huge upside, only lacks game experience ... Talented offensive lineman who possesses good feet and superior strength ... Can play either guard position ... As talented an offensive lineman as there is on the LSU roster ... Fit the bill as a player that can be a dominate SEC offensive lineman with a 6-foot-5, 365-pound frame ... Played in seven games as a redshirt freshman in 2020 after seeing action in three games as a true freshman ... Majoring in interdisciplinary studies

SOPHOMORE SEASON (2021)

Made first LSU career start at offensive guard on Sept. 4 at UCLA.



28

Major Burns

Defensive Back
6-3 • 178 • Fr. • Trf.
Baton Rouge, La.
Madison Prep/University of Georgia

Baton Rouge native who transferred to LSU during the spring after spending one season at Georgia ... Gifted defensive back that will push for playing time ... Ball hawk at the safety position ... Played in six games as a true freshman at Georgia in 2020, recording five tackles ... Had career-best three tackles against Florida.

TRANSFER FRESHMAN SEASON (2021)

Made first career LSU start at safety on Sept. 4 at UCLA, recording five solo tackles against the Bruins.

MAJOR BURNS' CAREER HIGHS

Tackles: 5 at UCLA, 2021

MAJOR BURNS' CAREER STATISTICS

YEAR	G-GS	UT	AT	TT	TFL	SACKS	PBU	QBH	INT	FF	FR
2021	1-1	5	0	5	0-0	0-0	0	0	0	0	0



38

Pig Cage

Defensive Back
5-11 • 198 • Fr. • Trf.
Kenner, La.
Archbishop Rummel/Nicholls

Transfer defensive back from Nicholls ... One of two Nicholls transfers on the LSU roster as he joins cornerback Darren Evans, who joined the Tigers for the 2020 season ... Will add depth to the secondary ... Played as a true freshman during the Southland Conference's spring season for the Colonels ... Had 30 tackles including 11.0 for losses as a freshman at Nicholls.

TRUE FRESHMAN (SPRING SEASON AT NICHOLLS 2021)

Played in all seven games as a true freshman ... Had 30 tackles including 11 for loss... Totaled 2.5 sacks and one forced fumble ... Broke up two passes and had one interception ... Recorded a season-high nine tackles against Southeastern Louisiana.



18

Damone Clark

Linebacker
6-3 • 240 • Sr. • 3L
Baton Rouge, La.
Southern Lab High School

Extremely talented player who enters his second year as a starting linebacker for the Tigers ... Learned from two first round draft picks during his first two seasons at LSU – Devin White in 2018 and Patrick Queen in 2019 ... Will wear No. 18 for the second straight season after being awarded the jersey prior to the start of 2020 ... The No. 18 is worn by the LSU player that best represents the values of the program on and off the field ... Has all of the tools necessary to become a dominant defender in the SEC ... Can play either inside or outside ... Another Baton Rouge product that has impacted the LSU football program ... Hard-hitting linebacker that plays fast and can make tackles sideline to sideline ... Extremely athletic with good ball skills ... Played tight end as well as throwing the javelin in high school ... High school teammates with fellow LSU Tigers in running back Tyrion Davis-Price and offensive lineman Kardell Thomas ... Has seen action in 39 games at LSU with nine starts ... Has 128 tackles, 8.0 tackles for loss and 4.5 sacks for his career.

SENIOR SEASON (2021)

LSU's leading tackler in Sept. 4 season opener at UCLA, recording 14 total stops (10 solo, 4 assists) ... also credited with a pass broken up against the Bruins.

DAMONE CLARK'S CAREER HIGHS

Tackles: 13 vs. Alabama, 2020 n, 2019
 Tackles for Loss: 1.5, 2x (Last: vs. Mississippi State, 2020; First: at Vanderbilt, 2019)
 Sacks: 1.5 at Vanderbilt, 2019

DAMONE CLARK'S CAREER STATISTICS

YEAR	G-GS	UT	AT	TT	TFL	SACKS	PBU	QBH	INT	FF	FR
2018	13-0	0	1	1	0-0	0-0	0	0	0	0	0
2019	15-3	17	33	50	4.0-33	3.5-32	0	0	0	0	0
2020	10-5	26	37	63	4.0-18	1.0-10	1	3	0	0	0
2021	1-1	10	4	14	0	0	1	0	0	0	0
Total	39-9	53	75	128	8.0-51	4.5-42	2	3	0	0	0



3

Tyrion Davis-Price

Running Back
6-1 • 223 • Jr. • 2L
Baton Rouge, La.
Southern Lab School

Hard-nosed running back who is LSU's leading returning rusher in 2021 ... Coming off a 446-yard, 3-TD season a year ago ... Durable and dependable ... Another Baton Rouge area product that has found a home at LSU ... Prepped across town at Southern Lab ... Downhill runner with excellent balance that has ability to navigate through traffic ... Powerful back that can also beat a defender to the edge ... Has played in 24 games during his career, starting five times ... 772 career rushing yards to go with nine TDs.

JUNIOR SEASON (2021)

Rushed 13 times for 31 yards at UCLA on Sept. 4, with a long run of eight yards.

TYRION DAVIS-PRICE'S CAREER RUSHING HIGHS

Rush attempts: 22 vs. South Carolina, 2020
 Rushing yards: 135 vs. South Carolina, 2020
 Rushing TDs: 2 vs. Northwestern State, 2019
 Longest Rush: 35 vs. South Carolina, 2020

TYRION DAVIS-PRICE'S CAREER RECEIVING HIGHS

Receptions: 2, 5x (Last: at Texas A&M, 2020)
 Receiving yards: 24 vs. Northwestern State, 2019
 Touchdowns: 0
 Long reception: 18 vs. Northwestern State, 2019

TYRION DAVIS-PRICE'S CAREER RUSHING STATISTICS

YEAR	G-GS	ATT.	YARDS	TD	LONG
2019	14-0	64	295	6	33 (TD)
2020	10-4	104	446	3	35 (TD)
2021	1-1	13	31	0	8
TOTAL	25-6	181	772	9	33 (TD)



76

Austin Deculus

Offensive Tackle
6-6 • 331 • Sr. • 4L
Mamou, La.
Cy-Fair (Texas) High School

- 2020 SEC Academic Honor Roll
- 2020 LSU Graduate (Sports Administration)

The most experienced player on the LSU roster as he enters his fifth season with the Tigers and fourth as a starter at right tackle ... One of five returning starters on the offensive line for LSU in 2021, joining right guard Chasen Hines, center Liam Shanahan, left guard Ed Ingram and left tackle Cam Wire ... Has appeared in 50 games with 35 starts in his five years at LSU ... Entered 2021 looking to become first player in LSU football history to appear in 60 games in a career ... Starting right tackle in 35 of LSU's last 37 games, including all 10 contests in 2020 and 13 of 15 games during the 15-0 national championship season in 2019 ... Powerful run blocker who also excels in pass protection ... Has made improvement each year with 2021 set to be his yet ... Team leader who has helped mentor LSU's young offensive linemen on and off the field ... Member of LSU's football leadership council ... Will play 2021 as a graduate having earned his undergraduate degree in sports administration in December of 2020 ... Last name is pronounced deck-you-lus ... Born in Mamou, La., but grew up in Cypress, Texas, which is where he graduated from high school.



72

Garrett Dellinger

Offensive Line
6-5 • 303 • Fr. • HS
Clarkston, Mich.
Clarkston High School

Gifted offensive lineman that will likely see playing time in 2021 as a true freshman ... Has made tremendous strides since joining the Tigers in the spring of 2021 ... Graduated from high school early and enrolled at LSU in January ... Participated in spring practice ... Can play guard or tackle ... Has all of the tools necessary to become LSU's next dominant offensive lineman.



74

Marcus Dumervil

Offensive Line
6-5 • 310 • Fr. • RS
Lauderdale Lakes, Fla.
St. Thomas Aquinas High School

Another young and talented offensive lineman that will be counted on for snaps in 2021 ... Can play either tackle position ... Possesses good technique and footwork ... Strong upper body ... Redshirted as a true freshman in 2020 after appearing in one contest ... Nephew of former NFL standout Elvis Dumervil ... High school teammates with fellow LSU offensive lineman Marlon Martinez.



4

John Emery Jr.

Running Back
6-0 • 215 • Jr. • 2L
St. Rose, La.
Destrehan High School

Versatile running back who teams with Ty Davis-Price to give the Tigers a 1-2 punch at the position ... Developing into a great all-around back ... Is an every-down back that can catch the ball out of the backfield and protect the quarterback on passing downs ... Explosive player with breakaway speed ... Won't get caught from behind ... Has the toughness to run between the tackles as well ... Excels when hitting the edge ... Played in 19 games in his LSU career with 566 rushing yards and seven touchdowns.

JOHN EMERY JR.'S CAREER RUSHING HIGHS

Rushing attempts: 18 vs. South Carolina, 2020
 Rushing yards: 103 at Vanderbilt, 2020
 Rushing TDs: 1, 7x (Last: vs. Alabama)
 Long rush: 54 vs. Alabama, 2020

JOHN EMERY JR.'S CAREER RECEIVING HIGHS

Receptions: 4 vs. Utah State, 2019
 Receiving yards: 34 vs. Utah State, 2019
 Receiving TDs: 0
 Long reception: 17 vs. Georgia Southern, 2019

JOHN EMERY JR.'S CAREER RUSHING STATISTICS

YEAR	G-GS	NO.	YARDS	TD	LONG
2019	10-0	39	188	4	39 (TD)
2020	9-3	75	378	3	54 (TD)
TOTAL	19-3	114	566	7	54 (TD)

JOHN EMERY JR.'S CAREER RECEIVING STATISTICS

YEAR	REC.	YARDS	TD	LONG
2019	6	60	0	17
2020	14	73	0	11
TOTAL	20	133	0	17



94

Joseph Evans

Defensive Tackle
6-1 • 306 • So. • 2L
Haynesville, La.
Haynesville High School

A run-stopper in the middle of the defensive line for the Tigers ... A player that seems to improve with each practice ... Among a group of players in the defensive line rotation .. Works hard every day and it shows with his play ... Outstanding attitude ... Spent time briefly on the offensive side of the ball before finding a permanent home at defensive tackle ... The move to offensive, albeit briefly, showed his versatility and his unselfish attitude ... Has seen action in 12 games with six starts during his career.

JUNIOR SEASON (2021)


Made his sixth career start in Sept. 4 season opener at UCLA.

JOSEPH EVANS' CAREER HIGHS

Tackles: 3, 3x (First: vs. Mississippi State, 2020; Last: at Texas A&M, 2020)
 Tackles for Loss: 0.5 vs. South Carolina, 2020

JOSEPH EVANS' CAREER STATISTICS

YEAR	G-GS	UT	AT	TT	TFL	SACKS	PBU	QBH	INT	FF	FR
2019	4-0	2	5	7	0-0	0-0	0	0	0	0	0
2020	7-5	3	10	13	0.5-1	0-0	0	0	0	0	0
2021	1-1	0	0	0	0-0	0-0	0	0	0	0	0
TOTAL	12-6	5	15	20	0.5-1	0-0	0	0	0	0	0



92

Neil Farrell Jr.

Defensive Tackle
6-4 • 319 • Sr. • 3L
Mobile, Ala.
Murphy High School

- 2021 LSU Graduate (Interdisciplinary Studies)
- 2020 SEC Academic Honor Roll

Veteran defensive lineman that can play either inside or outside in LSU's 4-3 scheme ... Returns for a fifth season in 2021 ... Leader on and off the field for the Tigers ... Serves as an on the field mentor to LSU's younger defensive linemen ... Has played in 40 games with 10 starts during his career ... 100 career tackles to go along with 14.0 tackles for loss and 5.5 sacks ... Named to the 2020 SEC Academic Honor Roll ... Graduated in August of 2021 with a degree in interdisciplinary studies.

GRADUATE SEASON (2021)

Recorded two tackles in Sept. 4 season opener at UCLA, including one tackle for loss (-1 yard).

NEIL FARRELL JR.'S CAREER HIGHS

Tackles: 8 vs. Georgia Southern, 2019
 Tackles for Loss: 1.5, 3x (Last: at Ole Miss, 2019; First: vs. Southeastern Louisiana, 2018)
 Sacks: 1.5 vs. Southeastern Louisiana, 2018
 Forced Fumbles: 1, 2x (Last: at Texas A&M, 2020; First: vs. Texas A&M, 2019)

NEIL FARRELL JR.'S CAREER STATISTICS

YEAR	G-GS	UT	AT	TT	TFL	SACKS	PD	QBH	INT	FF	FR
2017	5-0	1	4	5	0.0-0	0.0-0	0	1	0	0	0
2018	10-0	10	13	23	4.0-22	1.5-14	1	2	0	0	0
2019	15-3	15	31	46	7.0-19	3.0-12	1	4	0	1	0
2020	10-6	9	16	25	2.5-17	1.0-10	1	0	0	1	0
2021	1-1	2	0	2	1.0-1	0-0	0	0	0	0	0
Total	40-10	37	63	100	14.0-57	5.5-36	3	7	0	2	0



25

Cordale Flott

Cornerback
6-2 • 170 • Jr • 2L
Saraland, Ala.
Saraland High School

LSU's starting nickel back ... Is basically an every down player in LSU's scheme due to the spread offenses the Tigers face each week ... Teams with Derek Stingley Jr. and Elias Ricks to give LSU three of the best cornerbacks in college football ... Can easily slide into the cornerback position if necessary ... Has great range and tackling ability ... Tremendous cover skills and won't get beat on a deep ball ... Great instincts and has a knack for finding the football ... Played in 25 games for career, starting 12 times ... 60 career tackles with nine passes defended.

JUNIOR SEASON (2021)

Recorded two tackles and one pass break-up in Sept. 4 season opener at UCLA.

Cordale Flott's Career Highs

Tackles: 8 at Texas A&M, 2020
 Tackles for Loss: 2.0 at Vanderbilt, 2020
 Pass Breakups: 2 at Texas A&M, 2020

CORDALE FLOTT'S CAREER STATS

YEAR	G-GS	UT	AT	TT	TFL	SACKS	PD	QBH	INT	FF	FR
2019	14-1	9	6	15	0-0	0-0	4	1	0-0	0	0
2020	10-10	31	12	43	4.5-18	0-0	4	0	0-0	1	0
2021	1-1	1	1	2	0-0	0-0	1	0	0-0	0	0
TOTALS	25-12	41	19	60	4.5-18	0-0	9	1	0-0	1	0



53

Soni Fonua

Defensive End
6-4 • 258 • Sr. • 2L
Salt Lake City, Utah
East High School/Mesa Community College

Senior defensive end who has worked his way into the rotation on the defensive line ... Former junior college transfer who enters his third season with the Tigers in 2021 ... Quick to the ball and extremely strong ... Has also seen action at linebacker during his LSU career ... Contributes on special teams ... Has played in 11 games during his career at LSU with seven tackles and a tackle for loss.

SONI FONUA'S CAREER HIGHS

Tackles: 4 vs. Ole Miss, 2020
 Tackles for loss: 0.5 vs. Ole Miss, 2020

SONI FONUA'S CAREER STATISTICS

YEAR	G-GS	UT	AT	TT	TFL	SACKS	PBU	QBH	INT	FF	FR
2019	4-0	0	0	0	0	0	0	0	0	0	0
2020	7-0	2	5	7	0.5-1	0	0	0	0	0	0
TOTALS	4-0	0	0	0	0	0	0	0	0	0	0



11

Ali Gaye

Defensive End
6-6 • 260 • Sr. • 1L
Edmonds, Wash.
Edmonds-Woodway High School
Garden City (Kan.) Community College

- 2020 Second Team All-SEC (AP, SEC Coaches)

One of college football's top defensive ends in 2021 ... Dominant edge rusher who made an immediate impact in his first year with the Tigers in 2020 ... Explodes off the ball making it difficult for offensive linemen to contain ... Disruptive to opposing offenses in every way – great tackler who harasses quarterbacks on what seems like every passing down ... Long arms and consistently makes it difficult for quarterbacks to pass over ... Batted down six passes at the line of scrimmage in 2020 ... Native of Gambia who moved to the United States at the age of 12 ... Will celebrate his 10th anniversary of moving to the U.S. in mid-September of 2021 ... On pace to graduate in the spring of 2022.

SENIOR SEASON (2021)

Recorded four total tackles and one sack (-12 yards) in Sept. 4 season opener at UCLA.

ALI GAYE'S CAREER HIGHS

Tackles: 6 vs. Ole Miss, 2020

Tackles for Loss: 2, 3x (Last: vs. Alabama, 2020; First: vs. Mississippi State, 2020)

Sacks: 1, 3x (Last: at UCLA, 2021; First: vs. Mississippi State, 2020)

Pass Breakups: 3 vs. Mississippi State, 2020

Interceptions: 1 vs. Ole Miss, 2020

Forced Fumbles: 1 vs. Ole Miss, 2020

Fumble Recovery: 1 at Missouri, 2020

QB Hurries: 2, 2x (Last: at Florida, 2020; First: at Vanderbilt, 2020)

ALI GAYE'S CAREER STATS

YEAR	G-GS	UT	AT	TT	TFL	SACKS	PBU	QBH	INT	FF	FR
2020	10-10	19	13	32	9.5-37	2.0-14	6	5	1-0	1	1-0
2021	1-1	3	1	4	1.0-12	1.0-12	0	0	0	0	0
TOTAL	11-11	22	14	36	10.5-49	3.0-26	6	5	1-0	1	1-0



4

Todd Harris Jr.

Safety

5-11 • 195 • Sr. • 3L

Maringouin, La.

Plaquemine High School

• 2021 LSU Graduate (Sports Administration)

• 2018 SEC Academic Honor Roll

Returning starter at safety for the Tigers in 2021 ... Team leader – both on and off the field ... Physical tackler that can play zone coverage or down in the box ... Has seen action in 38 games during his career with seven starts ... 68 career tackles to go with three interceptions, one tackle for loss and six passes defended ...

Member of the 2018 SEC Academic Honor Roll and a 2021 LSU graduate in sports administration.

TODD HARRIS' CAREER HIGHS

Tackles: 12 vs. Alabama, 2018

Tackles for Loss: 1 vs. Texas, 2019

Sacks: 0

Interceptions: 1, 3x (Last: vs. Ole Miss, 2020)

Pass Breakups: 2 vs. UCF, 2019 Fiesta Bowl

TODD HARRIS JR.'S CAREER STATISTICS

YEAR	G-GS	UT	AT	TT	TFL	SACKS	PBU	QBH	INT	FF	FR
2017	13-0	0	4	4	0-0	0-0	0	0	0	0	0-0
2018	11-1	19	12	31	0-0	0-0	3	0	1-0	0	0-0
2019	3-1	3	0	3	1-4	0-0	0	0	0	0	0-0
2020	10-5	20	10	30	0-0	0-0	0	0	2-34	1	0-0
2021	1-0	0	0	0	0-0	0-0	0	0	0	0	0-0
TOTAL	38-7	42	26	68	1-4	0-0	3	0	3-34	1	0-0



57

Chasen Hines

Offensive Guard

6-3 • 350 • Sr. • 3L

Marshall, Texas

Marshall High School

Versatile offensive lineman that has found a home at right guard ... Returning starter at right guard ...

Can also play center, a position he served as a backup to in 2019 ... Helped plug holes in an injury-riddled offensive line as a true freshman in 2018 ... Originally came to LSU as a defensive lineman, but switched to the offensive side of the ball during preseason camp in 2018 ... Made the transition from defense to offense with ease ... Great attitude that will do whatever is asked of him ... Possesses tremendous athletic ability with great feet and very intelligent ... Has seen action in 28 games during his career with 10 starts.



70

Ed Ingram

Offensive Guard

6-4 • 320 • Sr. • 3L

DeSoto, Texas

DeSoto High School

• 2021 LSU Graduate (Sports Administration)

Three-year starter on the offensive for the Tigers heading into 2021 ... One of the top linemen in college football and a candidate for national awards ... Teams with Austin Deculus to give LSU two of the most seasoned offensive linemen in college football ... Ingram and Deculus have combined to start 60 games during their LSU career ... Made an immediate impact during his true freshman season, starting final 12 games in 2017 ... Sat out the 2018 season and re-joined the Tigers on Sept. 20, 2019 ... As talented an offensive lineman as there is in college football ... Dominant in every aspect of the game ... Tremendous technique, power and knowledge of the game ... Has played in 35 games in his career, starting 25 times ... Graduated in May of 2021 with a degree in sports administration.



10

Jaray Jenkins

Wide Receiver

6-3 • 198 • Jr. • 2L

Jena, La.

Jena High School

A returning starter who has developed into one of LSU's most reliable players in the passing game ... Exceptional route runner with tremendous hands ... Rarely drops a pass ... Coming off his best season a year ago with 23 receptions for 397 yards and two TDs ... For career, has played in 18 games with eight starts ... Has 31 career receptions for 510 yards and two touchdowns.

JUNIOR SEASON (2021)

Caught three passes for 46 yards, including a 17-yard reception, in Sept. 4 season opener at UCLA.

JARAY JENKINS CAREER HIGHS

Receptions: 5, 2x (First: vs. Northwestern State, 2019; Last: vs. Mississippi State, 2020)


Receiving Yards: 85 vs. Mississippi State, 2020

Receiving TDs: 1, 2x (First: at Arkansas, 2020; Last: at Florida, 2020)

Longest Reception: 47 vs. Mississippi State, 2020

JARAY JENKINS' CAREER RECEIVING STATISTICS

YEAR	G-GS	REC.	YDS.	TD	LONG
2019	7-0	5	67	0	35
2020	10-7	23	397	2	47
2021	1-1	3	46	0	17
TOTAL	18-8	31	510	2	47



14

Max Johnson

Quarterback
6-5 • 219 • So. • 1L
Watkinsville, Ga.
Oconee County High School

• 2020 SEC Offensive Player of the Week (vs. Florida)

Gifted young quarterback who goes into fall camp battling with Myles Brennan for the starting job ... Inserted into the starting line against Florida in week 9 and led the Tigers to back-to-back wins to close out the 2020 season ... Left-handed quarterback with tremendous leadership skills ... Can make all the throws necessary to be a winner in the SEC ... Can also make plays with his feet ... Son of a NFL quarterback who grew up learning how to play the position ... A true student of the game that understands every situation and how to get the offense to respond ... Appeared in six games as a true freshman, starting twice ... Earned SEC Offensive Player of the Week honors for his performance in LSU's 2020 win over Florida in Gainesville ... One of only five players in LSU history (including teammate Myles Brennan) to throw for 400 or more yards in a game with his 435-yard effort against Ole Miss.

SOPHOMORE SEASON (2021)

Starting QB for the Tigers' season opener at UCLA on Sept. 4, completing 26 of 46 passes for 330 yards, three TDs and one interception ... also rushed 11 times for 16 yards, including a 12-yard run.

MAX JOHNSON'S CAREER PASSING HIGHS

Pass attempts: 51 vs. Ole Miss, 2020
Pass completions: 27 vs. Ole Miss, 2020
Pass yards: 435 vs. Ole Miss, 2020
Pass TDs: 3, 3x (Last: at UCLA, 2021; First: at Florida, 2020)
Had intercepted: 1 at UCLA, 2021; 1 vs. Ole Miss, 2020
Long pass: 47 vs. Ole Miss

MAX JOHNSON'S CAREER RUSHING HIGHS

Rush attempts: 18 at Florida, 2020
Rush yards: 52 at Florida, 2020
Rush TDs: 2 vs. Ole Miss, 2020
Long Rush: 14 at Florida, 2020

MAX JOHNSON'S CAREER STATISTICS

PASSING

YEAR	G-GS	COMP	ATT	INT	YDS	TD	LONG
2020	6-2	88	150	1	1,069	8	47 (TD)
2021	1-1	26	46	1	330	3	45
TOTAL	7-3	114	196	2	1,399	11	47 (TD)

RUSHING

YEAR	ATT	YDS	TD	LONG
2020	54	119	2	14
2021	11	16	0	12
TOTAL	65	135	2	14



19

Mike Jones Jr.

Linebacker
6-0 • 220 • So • Trf.
Nashville, Tenn.
IMG Academy (Clemson)

Transfer linebacker from Clemson where he played in 29 games, starting seven times ... Will have to adjust to playing on the inside in LSU's 4-3 defense after playing outside linebacker for Clemson ... Left Clemson with 47 tackles, 8.0 tackles for loss and half sack and two interceptions ... Started seven games for the national semifinalist Tigers in 2020, recording 30 tackles, 4.0 tackles for loss, four pass breakups, two interceptions and a forced fumble ... Twice named to the ACC Honor Roll in 2018-19 ... Majoring in communications ... Will have three years of eligibility remaining with LSU ... Redshirted as a true freshman in 2018 and then granted another year of eligibility due to the NCAA's ruling on Covid in 2020 ... A Nashville, Tennessee native who finished his high school career at IMG Academy in Florida.



13

Jontre Kirklin

Wide Receiver
5-11 • 186 • Sr. • 4L
Lutcher, La.
Lutcher High School

Hard-working wide receiver that is the veteran of that position group ... One of the team leaders for the Tigers ... Another of LSU's versatile athletes that has seen action on both sides of the ball during his career with the Tigers ... High school quarterback so he's comfortable with the ball in his hands ... Also has the ability to return punts ... Shifty runner that makes defenders miss ... Can be used in both the passing game and running game on offense ... Opted to return for a fifth season in 2021 ... Has improved each year with the Tigers and is in position to have his best season in 2021 ... Played in 48 games during his career at LSU, starting twice ... 15 career receptions for 264 yards and three touchdowns ... On pace to graduate in December ... 12 of his 38 appearances came on the defensive side of the ball.

JONTRE KIRKLIN'S CAREER HIGHS

Receptions: 3 at Vanderbilt, 2020
Receiving Yards: 75 vs. Northwestern State, 2019
Receiving TDs: 2 at Vanderbilt, 2020
Longest Reception: 75 vs. Northwestern State, 2019
Rush attempts: 1, 2x (Last: 1 vs. Rice, 2018; First: 1 vs. Georgia, 2018)
Rushing yards: 4 vs. Rice, 2018
Rushing TDs: None
Longest Rush: 4 vs. Rice, 2018

JONTRE KIRKLIN'S CAREER RECEIVING STATISTICS

YEAR	G-GS	REC.	YDS.	TD	LONG
2017	12-0	•• Played defense ••			
2018	12-0	1	5	0	5
2019	14-0	2	75	0	65
2020	10-2	13	184	3	29
TOTAL	48-2	15	264	3	65

JONTRE KIRKLIN'S CAREER RUSHING STATISTICS

YEAR	ATT.	YARDS	TD	LONG
2017	0	0	0	0
2018	2	6	0	4
2019	0	0	0	0
2020	0	0	0	0
TOTAL	2	6	0	4

JONTRE KIRKLIN'S CAREER DEFENSIVE/SPECIAL TEAMS STATISTICS

YEAR	G-GS	UT	AT	TT	TFL	SACKS	PBU	QBH	INT	FF	FR
2017	12-0	0	2	2	0-0	0-0	0	0	0	0	0
2018	12-0	0	0	0	0-0	0-0	0	0	0	0	0
2019	14-0	2	1	3	0-0	0-0	0	0	0	0	0
2020	10-2	0	1	1	0-0	0-0	0	0	0	0	0
TOTAL	48-2	2	4	6	0-0	0-0	0	0	0	0	0



16

Devonta Lee

Wide Receiver
6-2 • 215 • Jr. • 2L
Fluker, La.
Amite High School

Back on the offensive side of the ball in 2021 a place where he's expected to make an impact for the Tigers at wide receiver ... Has seen action at linebacker during his career ... Sure hands, good route runner and the ability to get open ... Is among a host of players vying for playing time at wide receiver but is coming off a good spring and in position to play significant snaps in 2021 ... Has played in 22 games in his career with two receptions for 27 yards.

DEVONTA LEE'S CAREER HIGHS

Receptions: 1, 2x (First: vs. Georgia Southern, 2019; Last: vs. Northwestern State, 2019)
Yards: 28 vs. Northwestern State
Long: 28 vs. Northwestern State
TDs: 0

DEVONTA LEE'S CAREER RECEIVING STATISTICS

YEAR	G-GS	REC.	YDS.	TD	LONG
2019	13-0	2	27	0	28
2020	8-0	0	0	0	0
2021	1-0	0	0	0	0
TOTAL	22-0	2	27	0	28



97

Glen Logan

Defensive Tackle
6-5 • 303 • Sr. • 4L
Kenner, La.
Destrehan High School

• 2021 LSU Graduate (Interdisciplinary Studies)

Returns for a sixth season with the Tigers ... Goes into 2021 as a starter for a fourth year on the defensive line ... The veteran – along with Andre Anthony – on LSU's defensive line and a team leader, on and off the field ... Has gotten better each year with the Tigers and is line for postseason awards in 2021 ... Gets after the quarterback and takes up a lot of space on the defensive line ... Difficult to block and run against ... Has played in 45 games in his career, starting 31 times ... 100 career tackles for loss and 6.0 sacks ... Graduated in August of 2021 with a degree in interdisciplinary studies.

GLEN LOGAN'S CAREER HIGHS

Tackles: 7 vs. Florida, 2018
 Tackles for Loss: 1.5, twice (First: vs. Rice, 2018; Last: vs. Texas, 2019)
 Sacks: 1, 4x (Last: vs. UCF, 2019 Fiesta Bowl; First: Georgia, 2018)
 Quarterback Hurries: 2, 2x (Last: vs. Texas A&M, 2018; First: vs. Louisiana Tech, 2018)

GLEN LOGAN'S CAREER STATISTICS

YEAR	G-GS	UT	AT	TT	TFL	SACKS	PBU	QBH	INT	FF	FR
2017	12-2	0	17	17	1.0-2	0.5-2	0	1	0	0	0
2018	13-10	10	36	46	4.5-30	4.0-29	1	5	0	0	0
2019	12-11	5	15	20	2.5-3	1.5-1	2	2	0	0	0
2020	8-8	5	12	17	0.5-1	0.0	0	0	0	0	0
TOTAL	45-31	20	80	100	8.5-36	6.0-32	3	8	0	0	0



77

Marlon Martinez

Offensive Line
6-5 • 316 • So. • 1L
Fort Lauderdale, Fla.
St. Thomas Aquinas High School

Versatile offensive lineman who continues to improve with each practice ... Can play any position on the offensive line, including center ... Also contributes on LSU's protection team on special teams ... Played in nine games as a true freshman.



2

Koy Moore

Wide Receiver
6-0 • 190 • So. • 1L
Kenner, La.
Archbishop Rummel High School

Looking to build off his strong finish to rookie campaign ... Had a good spring and is among a group of players who will be looked to be consistent contributors at the receiver position ... Good hands and precise route runner ... Ability to catch the ball in traffic ... Breakaway speed that is a threat to score every time the ball is in his hands ... Appeared in 10 games as a true freshman, starting once ... 25 career receptions for 209 yards.

SOPHOMORE SEASON (2021)

Caught three passes for 32 yards, including a long reception of 14 yards, in Sept. 4 season opener at UCLA.

KOY MOORE'S CAREER HIGHS

Receptions: 6 vs. Ole Miss, 2020
 Receiving Yards: 63 vs. Ole Miss, 2020
 Receiving TDs: 0
 Longest Reception: 26 vs. Ole Miss, 2020

KOY MOORE'S CAREER RECEIVING STATISTICS

YEAR	G-GS	REC.	YDS.	TD	LONG
2020	10-1	22	177	0	26
2021	1-0	3	32	0	14
TOTAL	11-1	25	209	0	26



5

Garrett Nussmeier

Quarterback
6-1 • 190 • Fr. • HS
Lake Charles, La.
Marcus High School

LSU's backup quarterback heading into the 2021 season due to the injury of Myles Brennan ... Early enrolled who took part in spring practice ... Has the "it" factor ... Vocal player on the field with a big arm and a lot of confidence ... Has made tremendous strides in learning and executing the offense since the spring ... Can make all the throws necessary to win in the SEC ... Grew up in a quarterback family as his dad Doug played the position the NFL ... Dad is currently the quarterbacks coach for the Dallas Cowboys



8

BJ Ojulari

Defensive End
6-3 • 244 • So. • 1L
Marietta, Ga.
Marietta High School

• 2020 SEC Defensive Lineman of the Week vs. South Carolina

Starting defensive end for the Tigers after an impactful true freshman season in 2020 ... Has the potential to develop into a dominant defensive prospect ... Quick first step that causes issues for the offensive line ... Continues to gain strength and size ... Can play with his in the dirt or standing up ... Ranked second on the team in 2020 with 4.0 sacks, which included an LSU freshman record 3.0 sacks in win over South Carolina ... Appeared in all 10 games, recording 16 tackles, 5.0 tackles for loss and 4.0 sacks ... Older brother Azeez Ojulari was a standout linebacker at Georgia and was selected in the second round of the 2021 NFL Draft by the New York Giants.

SOPHOMORE SEASON (2021)

Recorded three tackles, including one sack (-14 yards) in Sept. 4 opener at UCLA.

BJ OJULARI'S CAREER HIGHS

Tackles: 4 vs. South Carolina, 2020
 Tackles for Loss: 3.0 vs. South Carolina, 2020
 Sacks: 3.0 vs. South Carolina, 2020
 Pass Breakups: 1 vs. Ole Miss, 2020
 Forced Fumbles: 1 at Missouri, 2020
 Fumble Recovery: 1 at Florida, 2020
 QB Hurries: 2 at Vanderbilt, 2020

BJ OJULARI'S CAREER STATISTICS

YEAR	G-GS	UT	AT	TT	TFL	SACKS	PBU	QBH	INT	FF	FR
2020	10-1	12	4	16	5.0-35	4.0-32	1	3	0	1	1-6
2021	1-0	2	1	3	1.0-14	1.0-14	0	0	0	0	0-0
TOTAL	11-1	14	5	19	6.0-49	5.0-46	1	3	0	1	1-6



33

Trey Palmer

Wide Receiver
6-1 • 187 • Jr. • 2L
Kentwood, La.
Kentwood High School

Dynamic receiver who also doubles as a return specialist for the Tigers ... Capable of making a big play anytime he's on the field ... Exceptional quickness with great hands ... Has the ability to stop on a dime and reverse field ... Will be a key component in LSU's wide receiver rotation in 2021 as well as serving as a return threat ... Looks to build off a strong finish to 2020 when he caught seven passes for 69 yards over the final three games of the season ... Has seen action in 18 games during his LSU career ... 18 career receptions for 220 yards and one touchdown ... Became first LSU player to return a kickoff for a touchdown in Tiger Stadium since 1981 when he did it last year against South Carolina ... Has returned both a punt and a kickoff for a touchdown during his career ... One of only eight players in LSU history to return both a kickoff and a punt for a touchdown during their career – others to do it include Billy Cannon, Kevin Faulk, Eddie Kennison, Trindon Holliday, Kenny Konz, Sammy Grezaffi, and Pinky Rohm.

JUNIOR SEASON (2021)

Made first career LSU start in Sept. 4 season opener at UCLA, catching seven passes for 47 yards, with a long of 20 yards ... also returned three punts for 18 yards and one kickoff for 23 yards.

TREY PALMER'S CAREER HIGHS

Receptions: 7 at UCLA, 2021
Receiving Yards: 47 at UCLA, 2021
Receiving TDs: 0
Longest Reception: 24 at Auburn, 2020
Punt Return Yards: 54 vs. Northwestern State, 2019
Punt Return TDs: 1 vs. Northwestern State, 2019
Long Punt Return: 54 vs. Northwestern State, 2019
Kickoff Return Yards: 118 vs. South Carolina, 2020
Kickoff Return TDs: 1 vs. South Carolina, 2020
Long Kickoff Return: 93 vs. South Carolina, 2020

TREY PALMER'S CAREER RECEIVING STATISTICS

YEAR	G-GS	REC.	YDS.	TD	LONG
2019	9-0	1	6	0	6
2020	8-0	10	108	0	24
2021	1-1	7	47	0	20
TOTAL	18-1	18	161	0	24

TREY PALMER'S CAREER PUNT RETURN STATISTICS

YEAR	RET.	YDS.	TD	LONG
2019	3	65	1	54
2020	2	8	0	10
2021	3	18	0	12
TOTAL	8	91	1	54

TREY PALMER'S CAREER KICKOFF RETURN STATISTICS

YEAR	RET.	YDS.	TD	LONG
2019	0	0	0	0
2020	7	241	1	93
2021	1	23	0	23
TOTAL	8	264	1	93



1 Eli Ricks

Cornerback
6-2 • 195 • So. • 1L
Rancho Cucamonga, Calif.
IMG Academy

- **2020 Freshman All-America (FWAA)**
- **2020 Third Team All-America (AP)**
- **2020 Second Team All-SEC (AP)**
- **2020 Freshman All-SEC (Coaches)**

Impact player who teams with Derek Stingley Jr. to give LSU the nation's top cornerback tandem ... Earned third team All-America honors from the Associated Press as well as being a Freshman All-America selection from the Football Writers Association of America as a true freshman in 2020 ... Preseason All-America in 2021 after earning numerous postseason honors a year ago ... Looked anything but a true freshman a year ago, starting seven games and leading the Tigers with four interceptions, two of which he returned for touchdowns ... Classic cover corner with great ball skills ... Has all of the tools necessary to be a dominant player in the SEC ... Big and rangy ... Has great quickness and the ability to cover receivers one-on-one with no issues ... Appeared in all 10 games as a true freshman.

SOPHOMORE SEASON (2021)

Recorded a second-quarter interception in Sept. 4 season opener at UCLA that led to an LSU field goal.

ELI RICKS' CAREER HIGHS

Tackles: 4, 2x (Last: vs. Alabama, 2020; First: vs. Mississippi State, 2020)
Tackles for loss: 0.5 vs. South Carolina, 2020
Interceptions: 1, 5x (Last: at UCLA, 2021; First: vs. Mississippi State, 2020)
Interception Return Yards: 68 at Florida, 2020
Interception Return TD: 1, 2x (Last: at Florida, 2020; First: vs. South Carolina, 2020)
Pass Breakups: 2 vs. Alabama, 2020

ELI RICKS' CAREER STATISTICS

YEAR	G-GS	UT	AT	TT	TFL	SACKS	PBU	QBH	INT	FF	FR
2020	10-7	11	9	20	0.5-1	0-0	5	0	4-113	0	0
2021	1-1	0	0	0	0-0	0-0	0	0	1-0	0	0
TOTAL	11-8	11	9	20	0.5-1	0-0	5	0	5-113	0	0



99 Jaquelin Roy

Defensive Tackle
6-4 • 297 • So • 1L
Baton Rouge, La.
University High School

Baton Rouge product who played his high school football games just steps away from LSU's Charles McClendon Practice Facility ... Developing defense tackle that is among LSU's rotation at the position in 2021 ... Tremendous upper body strength ... Continues to improve technique ... Run stuffer that can also get after the quarterback ... Quick feet and difficult to block ... Has benefitted from the arrival of new defensive line coach Andre Carter ... Played in nine games as a true freshman in 2021.

SOPHOMORE SEASON (2021)

Recorded four tackles (3 solo, 1 assist) in Sept. 4 season opener at UCLA.

JAQUEULIN ROY'S CAREER HIGHS

Tackles: 6 vs. Ole Miss, 2020
Tackles for loss: 1.5 at Texas A&M, 2020
Sacks: 2.0 at Florida, 2020
QB hurries: 2 at Vanderbilt, 2020

JAQUEULIN ROY'S CAREER STATISTICS

YEAR	G-GS	UT	AT	TT	TFL	SACKS	PBU	QBH	INT	FF	FR
2020	9-0	6	12	18	4.0-22	2.0-18	0	2	0	0	0
2021	1-0	3	1	4	0.0-0	0	0	0	0	0	0
TOTALS	10-0	9	13	22	4.0-22	2.0-18	0	2	0	0	0



56 Liam Shanahan

Center
6-5 • 304 • Gr. • 1L
Marlborough, Mass.
Harvard University/Marlborough High School

Enters second season as LSU's starting center after transferring from Harvard University prior to 2020 ... Opted to return to LSU for an additional season in 2021 ... Played every offensive snap for LSU in 2020, seeing action on all 799 plays ... Hard-worker with tremendous athletic ability ... Makes all of the calls and checks on the line of scrimmage ... One of five returning starters on the offensive line for LSU in 2021 ... Started all 10 games at center for LSU a year ago ... Prior to joining the Tigers, was a three-year starter on the offensive line for Harvard ... Graduated from Harvard with a degree in economics and a minor in Celtic Language and Literature in the spring of 2020 and joined the Tigers this summer ... Pursuing a master's of business administration at LSU ... Off the field, worked on the grounds crew at Fenway Park during the summer while in high school and college ... Also served as an intramural referee while at Harvard ... Is the second Harvard-to-LSU transfer in football, joining former quarterback Andrew Hatch who played at LSU in 2008 ... LSU's 2020 nominee for the National Football Foundation Scholar-Athlete Award.



48 Quentin Skinner

Long Snapper
6-0 • 241 • So. • 1L
Buford, Ga.
Buford High School

Returns for his second season as LSU's long snapper ... Is the third straight Buford (Ga.) High School graduate to serve as LSU's long snapper, joining Reid Ferguson and Blake Ferguson who held the position in consecutive years since 2012 ... Has appeared in 12 games during his career ... Spent his true freshman season in 2019 training alongside Blake Ferguson, who was a sixth round NFL Draft pick of the Miami Dolphins in 2020.



0 Maason Smith

Defensive Tackle
6-6 • 292 • Fr. • HS
Houma, La.
Terrebonne High School

An outstanding young prospect that made an immediate impact during 2021 spring practice ... The nation's top prep defensive lineman in the fall of 2020 ... Has the look and plays like a veteran ... Graduated early and enrolled at LSU in January of 2021 ... Tremendous power, strength and quickness ... Great attitude with a willingness to learn and improve ... Caught the eye of coaches and teammates with a dominant first spring at LSU ... Emerged from spring as a player that will be play many snaps this fall ... Coach Ed Orgeron said of Smith during the spring, "he's our best pass rusher inside right now. No question, he's going to play a lot and can push for a starting position" ... First player in LSU history to wear the No. 0.



7 Derek Stingley Jr.

Cornerback
6-1 • 195 • Jr. • 2L
Baton Rouge, La.
Dunham High School

• 2020 First Team All-America (AFCA)

- 2020 First Team All-SEC (AP, Coaches)
- 2019 Consensus All-American
- 2019 First-Team All-American (AFCA, AP, Athletic, CBS, ESPN, SI, Sporting News, USA Today)
- 2019 Second Team All-American (Walter Camp, FWA)
- 2019 SEC Newcomer of the Year (AP, unanimous)
- 2019 First Team All-SEC (AP)
- 2019 Second Team All-SEC (Coaches)
- 2019 SEC All-Freshman Team
- 2019 SEC Freshman of the Week (vs. Florida)

One of the faces of college football in 2021 and a strong candidate for national awards on the defensive side of the football ... In just two years, has become one of the most decorated players in school history, twice earning first team All-America honors as well as being a two-time first team All-SEC selection at cornerback ... In position to join Tommy Casanova (1969-70-71) as the only three-time first team All-Americans in school history ... Switches from No. 24 to No. 7 this year, a number worn by some of the best playmakers in LSU history, including recent defensive back All-Americans in Patrick Peterson, Tyrann Mathieu, and Grant Delpit ... In 2019, became the most decorated freshmen in LSU football history, earning consensus All-America honors ... Started all 15 games as cornerback during LSU's national championship season in 2019 ... Earned consensus All-America honors as well as being a first team All-SEC pick ... Led the SEC and ranked No. 5 in the nation in interceptions (6) and No. 2 nationally in passes defended (21) ... True shutdown corner that is very difficult to complete a pass on ... Rarely has a ball thrown in his direction as he typically eliminates his side of the field from the passing game ... Has all of the tools necessary to be an elite cornerback – elite speed with great hips, tremendous hands and vision and a true understanding of the game ... Called a "rare breed" by Heisman Trophy quarterback Joe Burrow, the No. 1 overall draft pick in the 2020 NFL Draft ... Burrow competed against Stingley everyday in practice in 2019 ... Became the first true freshman in LSU history to start every game as a rookie ... LSU is 18-5 with Stingley in the starting lineup ... In three years with the Tigers, has played in 23 games and recorded 67 tackles, defended 26 passes and picked off six aials.

JUNIOR SEASON (2021)

Recorded two tackles, including one tackle for loss (-1 yard) in Sept. 4 season opener at UCLA.

DEREK STINGLEY JR.'S CAREER HIGHS

Tackles: 6, 2x (Last: at Vanderbilt, 2020; First: vs. Florida, 2019)

Tackles for Loss: 1.0, 3x (Last: at Arkansas, 2020)

Sacks: 0

Interceptions: 2 vs. Georgia, 2019 SEC Championship Game

Fumble Recoveries: 1, 2x (Last: at Auburn, 2020; First: vs. Clemson, 2020 National Championship Game)

Pass Breakups: 3, 4x (Last: at Texas A&M, 2020)

Punt Returns: 4 vs. Georgia Southern, 2019

Punt Return Yards: 92 at Vanderbilt, 2020

Long Punt Return: 48 vs. Vanderbilt, 2020

DEREK STINGLEY JR.'S CAREER DEFENSIVE STATISTICS

YEAR	G-GS	UT	AT	TT	TFL	SACKS	PD	QBH	INT	FF	FR
2019	15-15	31	7	38	1.0-3	0-0	21	0	6-17	0	1-0
2020	7-7	19	8	27	2.5-7	0-0	5	0	0-0	1	1-2
2021	1-1	1	1	2	1.0-1	0-0	0	0	0	0	0
TOTAL	23-23	51	16	67	4.5-11	0-0	26	0	6-17	1	2-2

DEREK STINGLEY JR.'S CAREER PUNT RETURN STATISTICS

YEAR	NO.	YARDS	TD	LONG
2019	17	163	0	32
2020	6	97	0	48
TOTAL	23	260	0	48



22 Navonteque Strong

Linebacker
6-2 • 230 • So. • Trf.
Forest, Miss.
Scott Central High School (Mississippi Gulf Coast CC)

Junior college transfer that made an immediate impact during his first spring with the Tigers ... Considered one of the nation's top junior college linebackers during his two years at Mississippi Gulf Coast ... Hard-hitter who quick to the football ... Called a "thumper" by other LSU linebackers ... Aggressive player who plays with emotion and tremendous energy ... Expected to be in the linebacker rotation this fall ... Has three years of eligibility remaining .. Nickname is Bugg.

SOPHOMORE SEASON (2021)

Made LSU debut on Sept. 4 at UCLA, recording two tackles, including one sack (-1 yard).

NAVONTEQUE STRONG'S CAREER HIGHS

Tackles: 2 at UCLA, 2021

Tackles for Loss: 1.0 at UCLA, 2021

Sacks: 1.0 at UCLA, 2021

NAVONTEQUE STRONG'S CAREER DEFENSIVE STATISTICS (AT LSU)

YEAR	G-GS	UT	AT	TT	TFL	SACKS	PD	QBH	INT	FF	FR
2021	1-0	2	0	2	1.0-1	1.0-1	0	0	0	0	0
TOTAL	1-0	2	0	2	1.0-1	1.0-1	0	0	0	0	0



87 Kole Taylor

Tight End
6-7 • 247 • So. • 1L
Grand Junction, Colo.
Grand Junction High School

LSU's starting tight end ... Has the ability to help in the run game but is also a viable weapon in the passing game with his ability to stretch the

field ... Still developing as blocker in the run game ... Great hands and a good route runner ... Took over as the starter at tight end late in the season during his freshman year ... Appeared in eight games with two starts during his career ... 6 career receptions for 36 yards.

KOLE TAYLOR'S CAREER HIGHS

Receptions: 3 at Florida, 2020

Receiving Yards: 22 vs. Ole Miss, 2020

Receiving TDs: 0

Longest Reception: 20 vs. Ole Miss, 2020

KOLE TAYLOR'S CAREER RECEIVING STATISTICS

YEAR	G-GS	REC.	YDS.	TD	LONG
2020	7-2	6	36	0	20
2021	1-0	0	0	0	0
TOTAL	8-2	6	36	0	20



11 Brian Thomas Jr.

Wide Receiver
6-5 • 198 • Fr. • HS
Walker, La.
Walker High School

Outstanding young receiver that will likely be in the receiver rotation in

2021 ... Extremely athletic with tremendous wing span and leaping ability ... Two-sport standout at Walker High School ... Received many basketball scholarships offers as well.

TRUE FRESHMAN SEASON (2021)

Caught one pass for 18 yards in LSU debut at UCLA on Sept. 4.

BRIAN THOMAS JR.'S CAREER HIGHS

Receptions: 3 at Florida, 2020
Receiving Yards: 22 vs. Ole Miss, 2020
Receiving TDs: 0
Longest Reception:

BRIAN THOMAS JR.'S CAREER RECEIVING STATISTICS

YEAR-GS	REC.	YDS.	TD	LONG
2021	1-0	1	18	0
TOTAL	1-0	1	18	0



21
Jordan Toles

Safety
6-0 • 203 • So. • 1L
Baltimore, Md.
St. Frances Academy

Talented safety who goes into 2021 among a group of players vying for playing time at safety ... Good cover skills and can step into the box and help with run support ... Great range and can make plays from sideline to sideline ... Tons of upside with the potential to be a standout player for the Tigers Appeared in eight games as a true freshman in 2020, finishing with four tackles.

SOPHOMORE SEASON (2021)

LSU's second-leading tackler in Sept. 4 season opener at UCLA with six stops (3 solo, 3 assists).

JORDAN TOLES' CAREER HIGHS

Tackles: 6 at UCLA, 2021
Tackles for loss: 0.5 at Texas A&M, 2020
Sacks: 0

JORDAN TOLES' CAREER STATISTICS

YEAR	G-GS	UT	AT	TT	TFL	SACKS	PBU	QBH	INT	FF	FR
2020	8-0	2	2	4	0.5-2	0	0	0	0	0	0
2021	1-0	3	3	6	0	0	0	0	0	0	0
TOTAL	9-0	5	5	10	0.5-2	0	0	0	0	0	0



69
Charles Turner

Offensive Line
6-6 • 284 • So. • 1L
Canton, Ohio
IMG Academy

Versatile offensive lineman that can play any position on the line for the Tigers ... Will likely serve as the backup to Liam Shanahan at center ... Continues to develop and in time will be a key contributor on the offensive line for the Tigers ... Got a jump on his collegiate career by joining the Tigers in January of 2019 ... Took part in spring drills that year which accelerated his development and transition to the college game ... Has played in 12 games during his college career.



5
Jay Ward

Safety
6-1 • 180 • Jr. • 2L
Moultrie, Ga.
Colquitt County High School

• 2020 SEC Academic Honor Roll

Made the switch from cornerback to safety during the spring and made an immediate impact ... Coming off an outstanding spring and heads into 2021 as the starting free safety for the Tigers ... Has a knack for finding the football and coming up with the big play ... Tremendous hand-eye coordination and ball skills, which was evident in his highlight reel interception against Florida in 2020 when he fell out of bounds, re-established himself in bounds and then intercepted a pass on his knees ... Also thrives on special teams – blocked a field goal in fourth quarter against Arkansas that helped preserve LSU win in 2020 ... For career, has appeared in 23 games with four starts ... 35 career tackles, nine pass breakups and three interceptions, returning one for a touchdown against Ole Miss in 2020 ... Member of the 2020 SEC Academic Honor Roll.

JUNIOR SEASON (2021)

Recorded two solo tackles as a starting safety in Sept. 4 season opener at UCLA.

JAY WARD'S CAREER HIGHS

Tackles: 8 at Florida, 2020
Interceptions: 2 vs. Ole Miss, 2020
Pass Breakups: 3 vs. Mississippi State, 2020
Blocked field goals: 1 at Arkansas, 2020

JAY WARD'S CAREER STATS

YEAR	G-GS	UT	AT	TT	TFL	SACKS	PBU	QBH	INT	FF	FR
2019	13-0	3	1	4	0-0	0-0	3	1	0	0	0
2020	9-3	21	8	29	0-0	0-0	6	0	3-47	0	0
2021	1-1	2	0	2	0-0	0-0	0	0	0-0	0	0
TOTALS	23-4	26	9	35	0-0	0-0	9	1	3-47	0	0



27
Josh Williams

Running Back
5-9 • 195 • So. • 1L
Houston, Texas
The Kinkaid School

• 2020 SEC Academic Honor Roll

Former walk-on to the team that has since earned a scholarship ... Enters third year with the Tigers in 2021 ... Joined the team as a walk-on in 2019 and was awarded a scholarship after preseason camp in 2020 ... Turned down offers to some smaller Division I schools to attend LSU, a team that he was a huge fan of growing up ... Very talented back that will see snaps for LSU this year ... Member of the 2020 SEC Academic Honor Roll ... Maintains a 3.5 grade point average in business.

REDSHIRT FRESHMAN SEASON (2020)

Played in 10 games, rushing 22 times for 88 yards ... Carried 12 times for 55 yards in LSU's season finale win over Ole Miss.

JOSH WILLIAMS' CAREER HIGHS

Rushing attempts: 12 vs. Ole Miss, 2020
Rushing yards: 55 vs. Ole Miss, 2020
Rushing TDs: 0
Long rush: 30 vs. Ole Miss, 2020

JOSH WILLIAMS' CAREER RUSHING STATISTICS

YEAR	G-GS	NO.	YARDS	TD	LONG
2019	0-0	0	0	0	0
2020	10-0	22	88	0	30
2021	1-0	1	2	0	2
TOTAL	11-0	23	90	0	30



61
Cameron Wire

Offensive Tackle
6-6 • 307 • Jr. • 1L
Gonzales, La.
East Ascension High School

Entered 2021 as the starting left tackle for the Tigers ... Coming off his most productive season at LSU in 2020 with six starts and nine appearances ... Has shown steady improvement since his arrival at LSU in 2018 ... Versatile lineman that has played both guard and tackle during his career ... Has played in 18 games with seven starts (6 at left tackle, 1 at right guard).



36

Cade York

Placekicker
6-1 • 198 • Jr. • 2L
McKinney, Texas
Prosper High School

- **2020 Second Team All-America (AP, FWA)**
- **2020 First Team All-SEC (Coaches)**
- **2020 Second Team All-SEC (AP)**
- **2020 SEC Special Teams Player of the Week (at Florida)**
- **2020 SEC Academic Honor Roll**
- **2019 SEC All-Freshman Team**
- **2019 Second Team All-SEC (AP)**
- **2019 SEC Special Teams Player of the Week (at Texas)**

One of the top kickers in LSU history and the school-record holder for longest field goal in program history ... Kicked his way into the LSU record books with a game-winning 57-yard field goal in the fog to help the Tigers beat No. 6 Florida, 37-34, on Dec. 12, 2020 ... Earned second team All-America honors from the Associated Press and the Football Writers Association of America in 2020 ... Also a first team All-SEC selection by the SEC Coaches and second team by AP in 2020 ... LSU record holder for 50-yard field goals in a career (10), in a season (6) and the only player in school history to kick two 50-yard field goals in a game (vs. Texas A&M, 2019) ... LSU single-season record holder for points by kicking in a season with 152 and PAT's (89) in 2019 ... Ranks No. 5 in LSU history in career field goals (41) ... Ranks No. 4 in LSU history in total points scored by kicking with 251 ... Is 128-of-132 on point-after touchdowns ... His 128 career PATs rank No. 4 in LSU history ... has made 82-straight PATs, which also ranks fourth in school history.

CADE YORK'S CAREER HIGHS

Points scored: 17 vs. Ole Miss, 2020
Kick PATs: 9 vs. Oklahoma, 2019
Field goals made: 4 vs. Ole Miss, 2020
Field goal attempts: 4, 3x (Last: vs. Ole Miss, 2020)
Longest field goal: 57 at Florida, 2020 (school record)

CADE YORK'S FIELD GOALS

In Tiger Stadium: 14-of-16
In Road Games: 24-of-28
In Neutral Site Games: 3-of-6

CADE YORK'S CAREER STATISTICS

FIELD GOALS

YEAR	G	FGM-FGA	<20	20-29	30-39	40-49	50+	LONG	PAT	POINTS
2019	15	21-27	0-0	8-8	4-4	5-10	4-5	52	89-93	152
2020	10	18-21	0-0	4-4	5-6	3-4	6-7	57	36-36	90
2021	1	2-2	0-0	1-1	1-1	0-0	0-0	33	3-3	9
TOTALS	26	41-50	0-0	13-13	10-11	8-14	10-12	57	128-132	251

Game 1

#16 LSU

UCLA

27

38

September 4, 2021

Rose Bowl

Pasadena, CA

68,123

LSU							
RUSHING							
Tyrion Davis-Price	13	33	2	31	0	8	2.4
Max Johnson	11	31	15	16	0	12	1.5
Josh Williams	1	2	0	2	0	2	2.0
Charles Turner	0	0	0	0	0	0	0.0
Totals...	25	66	17	49	0	12	2.0
PASSING							
Max Johnson	46	26		1	330	3	45 2

RECEIVING				
No.	Yds.	TD	Long	
Kayshon Boutte	9	148	3	45
Trey Palmer	7	47	0	20
Jaray Jenkins	3	46	0	17
Koy Moore	3	32	0	14
Biran Thomas	1	18	0	18
Jack Bech	1	17	0	17
Josh Williams	1	17	0	17
Tyrion Davis-Price	1	5	0	5
Devonta Lee	0	0	0	0
Kole Taylor	0	0	0	0
Chris Hilton	0	0	0	0
Totals...	26	330	3	45

PUNTING						
No.	Yds.	Avg.	Long	I20	TB	
Avery Atkins	6	240	40.0	47	4	0

FIELD GOALS						
Att.	Made	Long	KICKS			
Cade York	2	2	33	Made: 26, 33		

Punts			Kickoffs			Interceptions		
No.	Yds.	Lg.	No.	Yds.	Lg.	No.	Yds.	Lg.
Trey Palmer	3	18	12	1	23	23	0	0 0
Eli Ricks	0	0	0	0	0	0	1	0 0

UCLA							
RUSHING							
Zach Charbonnet	11	120	3	117	1	43	10.6
Brittain Brown	17	97	1	96	1	19	5.6
Kazmeir Allen	2	5	0	5	0	4	2.5
Dorian	13	42	37	5	0	11	0.4
Thompson-Robinson							
TEAM	4	0	13	-13	0	0	-3.2
Totals...	47	264	54	210	2	43	4.5

PASSING							
Att.	Comp		Int.	Yds.	TD	Long	Sacks
Dorian	16	9		1	260	3	75 4
Thompson-Robinson							

RECEIVING				
No.	Yds.	TD	Long	
Greg Dulcich	3	117	1	75
Kyle Philips	2	49	1	45
Kazmeir Allen	2	45	0	36
Zach Charbonnet	1	35	0	35
Chase Cota	1	14	1	14
Totals...	9	260	3	75

PUNTING						
No.	Yds.	Avg.	Long	I20	TB	
Luke Akers	4	177	44.2	53	1	0

FIELD GOALS						
Att.	Made	Long	KICKS			
Nicholas Barr-Mira	1	1	43	Made: 43		

Punts			Kickoffs			Interceptions		
No.	Yds.	Lg.	No.	Yds.	Lg.	No.	Yds.	Lg.
Kazmeir Allen	0	0	0	2	52	27	0	0 0
Caleb Johnson	0	0	0	0	0	0	1	34 34

UCLA Pulls Away from LSU, 38-27

Quarterback **Max Johnson** connected with wide receiver **Kayshon Boutte** for three touchdowns, but it wasn't enough for No. 16-ranked LSU on Saturday at the Rose Bowl. UCLA won the first meeting between the teams, 38-27. UCLA senior quarterback Dorian Thompson-Robinson threw for three touchdowns, as the Bruins pulled away from LSU with a pair of fourth-quarter touchdowns. LSU (0-1) pulled within four points, 24-20, following a **Cade York** field goal with 1:07 left in the third quarter. UCLA (2-0) then used a pair of eight-play drives that spanned 73 and 81 yards in the fourth quarter to earn a victory in the first meeting between the programs on the gridiron. Johnson, who started for the third time in his LSU career, completed 26-of-46 passes for 330 yards and three touchdowns. He was intercepted once and sacked twice. LSU struggled to find momentum in its running game, finishing with 48 net yards on 25 carries. Bruins' quarterback Thompson-Robinson was 9-of-16 passing for 260 yards with touchdown passes of 75, 14 and 45 yards. Tight end Greg Dulcich caught three passes for 117 yards including a 75-yard touchdown pass. UCLA's Zach Charbonnet had 117 rushing yards on 11 carries with a touchdown.

Scoring		1	2	3	4	F
LSU		0	10	10	7	27
UCLA		0	14	10	14	38
LSU	2Q	12:34	Boutte 3 yd pass from Johnson (York kick)			
UCLA	2Q	12:20	Dulcich 75 yd pass from Thompson-Robinson (Barr-Mira kick)			
UCLA	2Q	9:49	Charbonnet 12 yd rush (Barr-Mira kick)			
LSU	2Q	3:53	York 26 yd field goal			
UCLA	3Q	10:52	Cota 14 yd pass from Thompson-Robinson (N.Barr-Mira kick)			
LSU	3Q	8:56	Boutte 44 yd pass from Johnson (York kick)			
UCLA	3Q	6:38	Barr-Mira 43 yd field goal			
LSU	3Q	1:07	York 43 yd field goal			
UCLA	4Q	12:08	Brown 1 yd rush (Barr-Mira kick)			
UCLA	4Q	6:31	Philips 45 yd pass from Thompson-Robinson (Barr-Mira kick)			
LSU	4Q	4:08	Boutte 45 yd pass from Max Johnson (York kick)			

Team Stats		LSU	UCLA
FIRST DOWNS		24	19
Rushing		4	12
Passing		17	7
Penalty		3	0
NET YARDS RUSHING		49	210
Rushing Attempts		25	47
Average Per Rush		2.0	4.5
Rushing Touchdowns		0	2
Yards Gained Rushing		66	264
Yards Lost Rushing		17	54
NET YARDS PASSING		330	260
Completions-Attempts-Int		26-46-1	9-16-1
Avg. Per Attempt		7.2	16.2
Avg. Per Completion		12.7	28.9
Passing Touchdowns		3	3
TOTAL OFFENSE YARDS		379	470
Total offense plays		71	63
Avg. Game Per Play		5.3	7.5
Fumbles: Number-Lost		3-0	0-0
Penalties: Number-Yards		2-10	8-73
PUNTS-YARDS		6-240	4-177
Avg. Yard Per Punt		40.0	44.2
Net Yards Per Punt		40	39.8
Inside 20		4	1
50+ Yards		0	1
Touchbacks		0	0
Fair Catch		4	1
KICKOFF-YARDS		5-324	7-451
Avg. Yard Per Kickoff		64.8	64.4
Net Yards Per Kickoff		39.4	39.7
Touchbacks		3	6
Fair Catch Yards		0	0
Punt Returns: Number-Yds-TD		3-18-0	0-0-0
Avg. Punt Return		6.0	0.0
Kick Returns: Number-Yds-TD		1-23-0	2-52-0
Avg. Per Return		23.0	26.0
Interception: Number-Yds-TD		1-0-0	1-34-0
Fumble Returns: Number-Yds-TD		0-0-0	0-0-0
Miscellaneous Yards		0	0
Possession Time		29:54	30:06
1st Quarter		07:35	07:25
2nd Quarter		08:01	06:59
3rd Quarter		10:52	04:08
4th Quarter		03:26	11:34
Third Down Conversions		6-15	7-13
Fourth Down Conversions		1-1	0-0
Red-Zone: Scores-Chances		3-3	3-4
Touchdowns		1-3	3-4
Field Goals		2-3	0-4
Sacks By: Number-Yds		4-36	2-15
PAT Kicks		3-3	5-5
Field Goals		2-2	1-1
Points off Turnover		3	7

Numerical Roster

NO.	NAME	POS.	HT.	WT.	CL.-EXP.	HOMETOWN (PREVIOUS SCHOOL)
0	Maason Smith	DT	6-6	292	FR-HS	Houma, La. (Terrebonne HS)
1	Kayshon Boutte	WR	6-0	190	SO-1L	New Iberia, La. (Westgate HS)
1	Eli Ricks	CB	6-2	195	SO-1L	Rancho Cucamonga, Calif. (IMG Academy)
2	Dwight McGlothern	CB	6-2	186	SO-1L	Houston, Texas (Klein Oak HS)
2	Koy Moore	WR	6-0	190	SO-1L	Kenner, La. (Archbishop Rummel HS)
3	Andre Anthony	DE	6-4	251	GR-3L	New Orleans, La. (Edna Karr HS)
3	Tyrion Davis-Price	RB	6-1	223	JR-2L	Baton Rouge, La. (Southern Lab HS)
4	John Emery Jr.	RB	6-0	215	JR-2L	St. Rose, La. (Destrehan HS)
4	Todd Harris Jr.	S	5-11	195	GR-3L	Maringouin, La. (Plaquemine HS)
5	Garrett Nussmeier	QB	6-1	190	FR-HS	Lake Charles, La. (Marcus HS)
5	Jay Ward	S	6-1	180	JR-2L	Moultrie, Ga. (Colquitt County HS)
6	Derrick Davis Jr.	DB	6-0	198	FR-HS	Wilkinsburg, Pa. (Gateway HS)
6	Deion Smith	WR	6-3	198	FR-HS	Jackson, Miss. (Jackson Academy)
7	Derek Stingley Jr.	CB	6-1	195	JR-2L	Baton Rouge, La. (Dunham School)
8	Malik Nabers	WR	6-1	188	FR-HS	Lafayette, La. (Southside HS)
8	BJ Ojulari	DE	6-3	244	SO-1L	Marietta, Ga. (Marietta HS)
10	Jaray Jenkins	WR	6-3	198	JR-2L	Jena, La. (Jena HS)
10	Josh White	LB	6-0	220	SO-1L	Houston, Texas (Cy Creek HS)
11	Ali Gaye	DE	6-6	250	SR-1L	Lynnwood, Wash. (Edmonds-Woodway HS)
11	Brian Thomas Jr.	WR	6-5	198	FR-HS	Walker, La. (Walker HS)
12	Alex Adams	WR	6-1	200	SO-1L	Osyka, Miss. (South Pike HS)
12	Tavion Faulk	QB	6-1	167	FR-HS	Carencro, La. (Carencro HS)
13	Jontre Kirklin	WR	5-11	186	SR-4L	Lutcher, La. (Lutcher HS)
14	Max Johnson	QB	6-5	218	SO-1L	Athens, Ga. (Oconee County HS)
14	Matthew Langlois	DB	6-0	197	FR-HS	New Roads, La. (Catholic HS of Pointe Coupee)
15	Myles Brennan	QB	6-4	234	SR-3L	Long Beach, Miss. (St. Stanislaus HS)
15	Sage Ryan	DB	5-11	195	FR-HS	Lafayette, La. (Lafayette Christian Academy)
16	Devonta Lee	WR	6-2	215	JR-2L	Fluker, La. (Amite HS)
17	Zavier Carter	DE	6-4	199	FR-HS	Atlanta, Ga. (Hapeville Charter Academy)
17	Chris Hilton Jr.	WR	6-0	178	FR-HS	Zachary, La. (Zachary HS)
18	Avery Atkins	PK	6-0	218	SR-3L	Auburn, Ala. (Auburn HS)
18	Damone Clark	LB	6-3	240	SR-3L	Baton Rouge, La. (Southern Lab HS)
19	Mike Jones Jr.	LB	6-2	234	SO-TR	Nashville, Tenn. (IMG Academy/Clemson)
19	Matt O'Dowd	QB	6-2	199	FR-HS	Plantation, Fla. (Marjory Stoneman Douglas HS)
21	Corey Kiner	RB	5-10	213	FR-HS	Cincinnati, Ohio (Roger Bacon HS)
21	Jordan Toles	S	6-2	203	SO-1L	Baltimore, Md. (St. Frances Academy)
22	Armoni Goodwin	RB	5-9	185	FR-HS	Birmingham, Ala. (Hewitt-Trussville HS)
22	Navonteque Strong	LB	6-2	230	SO-JC	Forest, Miss. (Scott Central HS/Mississippi Gulf Coast CC)
23	Micah Baskerville	LB	6-2	223	SR-3L	Shreveport, La. (Evangel Christian Academy)
23	Corren Norman	RB	5-9	195	SO-1L	Lafayette, La. (Lafayette HS)
24	Carter Arceneaux	WR	5-11	183	FR-HS	Lafayette, La. (St. Thomas More HS)
24	Darren Evans	CB	6-3	174	SR-1L	Baton Rouge, La. (Glen Oaks HS/Nicholls)
25	Cordale Flott	CB	6-2	170	JR-2L	Saraland, La. (Saraland HS)
26	Damarius McGhee	DB	6-1	162	FR-HS	Pensacola, Fla. (Pensacola Catholic HS)
27	Ralph Walker	DB	5-11	165	FR-HS	Zachary, La. (Zachary HS)
27	Josh Williams	RB	5-9	194	SO-1L	Houston, Texas (The Kinkaid School)
28	Major Burns	DB	6-3	178	FR-TR	Baton Rouge, La. (Madison Prep Academy/Georgia)
29	Raydarius Jones	CB	6-2	171	SO-1L	Horn Lake, Miss. (Horn Lake HS)
30	Greg Penn III	LB	6-2	221	FR-HS	Baltimore, Md. (DeMatha Catholic HS)
31	Cameron Lewis	S	6-1	195	GR-2L	Monroe, La. (Wossman HS)
32	Peyton Badyrka	PK	6-2	170	FR-HS	Dunmore, Pa. (Dunmore HS)
32	Lloyd Cole	CB	5-11	200	SR-2L	Bossier City, La. (Parkway HS/Grambling)
33	Everett Garard	DB	5-10	189	FR-HS	Atlanta, Ga. (North Gwinnett HS)
33	Trey Palmer	WR	6-1	187	JR-2L	Kentwood, La. (Kentwood HS)
34	Damian Ramos	PK/P	6-1	160	FR-HS	Baltimore, Md. (St. Paul's HS)
34	Antoine Sampah	LB	6-2	215	SO-1L	Woodbridge, Va. (Woodbridge HS)
35	Nick Demas	RB	6-0	198	FR-RS	Westfield, Ind. (Guerin Catholic HS)
35	Saivion Jones	DE	6-6	242	FR-HS	Vacherie, La. (St. James HS)
36	Messiah Farinas	S	6-0	173	FR-HS	Houston, Texas (Westside HS)
36	Cade York	PK	6-2	206	JR-2L	McKinney, Texas (Prosper HS)
37	Hunter Faust	LB	6-1	216	JR-1L	New Orleans, La. (Jesuit HS)
38	Pig Cage	DB	5-11	198	FR-TR	Kenner, La. (Archbishop Rummel HS/Nicholls)
38	Peyton Todd	P	6-4	228	FR-HS	West Monroe, La. (West Monroe HS)
39	Ezekeal Mata	PK	6-0	188	FR-RS	San Marcos, Calif. (Mission Hills HS)
39	Phillip Webb	LB	6-4	241	FR-RS	Buford, Ga. (Lanier HS)
40	Landon Jackson	DL	6-7	273	FR-HS	Texarkana, Texas (Pleasant Grove HS)
41	Jake Chiasson	TE	5-11	213	FR-HS	Lafayette, La. (St. Thomas More HS)
41	Kyler Rodriguez	LB	5-10	200	FR-RS	Kenner, La. (Archbishop Rummel HS)
42	Lane Blue	LB	6-1	247	FR-HS	Chatham, La. (Neville HS)
42	Aaron Moffitt	TE	6-2	232	GR-1L	Baton Rouge, La. (Catholic HS)
42	Matt Worch	DE/LB	6-1	220	FR-HS	Rockville, Md. (Our Lady of Good Counsel HS)
43	Matt Jayne	LB	5-8	182	FR-TR	Kenner, La. (John Curtis HS/McNeese)
43	Preston Stafford	PK	6-0	172	JR-SQ	Baton Rouge, La. (Catholic HS)
44	Luke Laforge	SNP	6-0	205	FR-HS	New Orleans, La. (Jesuit HS)

Alphabetical Roster

NO.	NAME	POS.
12	Alex Adams	WR
3	Andre Anthony	DE
24	Carter Arceneaux	WR
18	Avery Atkins	PK
31	Peyton Badyrka	PK
23	Micah Baskerville	LB
80	Jack Bech	WR
54	Aaron Benfield	LB
64	Josh Billedeaux	OL
42	Lane Blue	LB
86	Caleb Bonine	TE
1	Kayshon Boutte	WR
75	Anthony Bradford	OL
15	Myles Brennan	QB
28	Major Burns	DB
38	Pig Cage	DB
17	Zavier Carter	DE
55	Jarell Cherry	DE
41	Jake Chiasson	TE
18	Damone Clark	LB
32	Lloyd Cole	CB
6	Derrick Davis Jr.	DB
3	Tyrion Davis-Price	RB
76	Austin Deculus	OT
72	Garrett Dellinger	OL
35	Nick Demas	RB
46	Charlie Drost	TE
74	Marcus Dumervil	OL
4	John Emery Jr.	RB
24	Darren Evans	CB
94	Joseph Evans	DT
36	Messiah Farinas	S
92	Neil Farrell Jr.	DE
12	Tavion Faulk	QB
37	Hunter Faust	LB
49	Jonathan Ferguson	P
25	Cordale Flott	CB
53	Soni Fonua	DE
88	Evan Francioni	WR
33	Everett Garard	DB
11	Ali Gaye	DE
51	Dylan Gibbs	LB
85	LJ Gilyot	WR
22	Armoni Goodwin	RB
90	Jacobian Guillory	DT
4	Todd Harris Jr.	S
52	Nate Harris	LB
71	Xavier Hill	OL
17	Chris Hilton Jr.	WR
57	Chasen Hines	OG
70	Ed Ingram	OG
40	Landon Jackson	DL
43	Matt Jayne	LB
14	Jaray Jenkins	WR
10	Max Johnson	QB
19	Mike Jones Jr.	LB
29	Raydarius Jones	CB
35	Saivion Jones	DE
21	Corey Kiner	RB
45	Stephen King	TE
13	Jontre Kirklin	WR
44	Luke Laforge	SNP
14	Matthew Langlois	DB
81	Bryce Langston	DL
16	Devonta Lee	WR
83	Gabe Leonards	TE
31	Cameron Lewis	S
59	Desmond Little	DE
97	Glen Logan	DT
55	Kimo Makane'ole	OL
77	Marlon Martinez	OL
82	Jack Mashburn	TE
39	Ezekeal Mata	PK

Numerical Roster

45	Stephen King	TE	6-6	260	JR-SQ	Alexandria, Va. (Hayfield Secondary School)
NO.	NAME	POS.	HT.	WT.	CL.-EXP.	HOMETOWN (PREVIOUS SCHOOL)
46	Charlie Drost	TE	6-5	240	FR-RS	Lake Charles, La. (St. Louis Catholic HS)
46	Blake McLaughlin	LB	5-10	229	FR-HS	New Orleans, La. (Gonzaga College HS)
47	Max Peterson	SNP	6-0	220	FR-RS	Weston, Mass. (Belmont Hill School)
48	Quentin Skinner	SNP	6-0	241	SO-1L	Buford, Ga. (Buford HS)
48	Sloan Wright	LB	6-2	231	FR-RS	Lafayette, La. (St. Thomas More HS)
49	Jonathan Ferguson	P	6-2	235	FR-HS	Sacramento, Calif. (Davis Senior HS)
51	Dylan Gibbs	LB	6-1	211	FR-HS	Destrehan, La. (Destrehan HS)
52	Nate Harris	LB	6-0	190	FR-HS	Leonard, Texas (Leonard HS)
53	Soni Fonua	DE	6-4	258	SR-2L	Salt Lake City, Utah (East HS/Mesa CC)
54	Aaron Benfield	LB	6-2	229	SO-SQ	Lafitte, La. (E.D. White Catholic HS)
55	Jarell Cherry	DE	6-2	259	JR-1L	Dallas, Texas (Carter HS)
55	Kimo Makane'ole	OL	6-4	293	FR-HS	Niceville, Fla. (Niceville HS)
56	Liam Shanahan	C	6-5	300	SR-1L	Marlborough, Mass. (Marlborough HS/Harvard)
56	Vincent Valdez	DL	5-9	262	FR-HS	El Paso, Texas (Eastwood HS)
57	Chasen Hines	OG	6-3	350	SR-3L	Marshall, Texas (Marshall HS)
58	Jared Small	LB	5-11	207	SR-2L	Baton Rouge, La. (Catholic HS)
58	Kardell Thomas	OL	6-4	339	SO-SQ	Baton Rouge, La. (Southern Lab HS)
59	Desmond Little	DE	6-5	231	SO-SQ	Pritchard, Ala. (Vigor HS)
61	Cameron Wire	OT	6-6	307	JR-1L	Gonzales, La. (East Ascension HS)
64	Josh Billedeaux	OL	6-2	312	FR-HS	Lafayette, La. (St. Thomas More HS)
66	Lanson Smith	OL	6-1	280	FR-HS	Houston, Texas (Clear Falls HS)
67	Spencer Payne	OL	6-3	296	FR-RS	Castroville, Texas (Medina Valley HS)
69	Charles Turner	OL	6-6	284	SO-1L	Canton, Ohio (IMG Academy)
70	Ed Ingram	OG	6-4	320	SR-3L	DeSoto, Texas (DeSoto HS)
71	Xavier Hill	OL	6-4	306	FR-RS	Olive Branch, Miss. (Olive Branch HS)
72	Garrett Dellinger	OL	6-5	303	FR-HS	Clarkston, Mich. (Clarkston HS)
74	Marcus Dumervil	OL	6-6	289	FR-RS	Lauderdale Lakes, Fla. (St. Thomas Aquinas HS)
75	Anthony Bradford	OL	6-5	365	SO-1L	Muskegon, Mich. (Muskegon HS)
76	Austin Deculus	OT	6-7	325	GR-4L	Mamou, La. (Cy-Fair HS)
77	Marlon Martinez	OL	6-5	316	SO-1L	Fort Lauderdale, Fla. (St. Thomas Aquinas HS)
78	Thomas Perry	OL	6-6	325	SO-SQ	Lafayette, La. (Teurlings Catholic HS)
80	Jack Bech	WR	6-2	207	FR-HS	Lafayette, La. (St. Thomas More HS)
81	Bryce Langston	DL	6-3	282	FR-HS	Ocala, Fla. (Vanguard HS)
82	Jack Mashburn	TE	6-3	224	SO-1L	Mandeville, La. (St. Paul's HS)
83	Gabe Leonards	TE	6-3	210	FR-HS	Crowley, La. (Notre Dame HS)
85	LJ Gilyot	WR	5-10	169	SO-RS	New Orleans, La. (Brother Martin HS)
86	Caleb Bonine	TE	6-3	214	FR-TR	Baton Rouge, La. (Catholic HS/Northwestern St.)
87	Kole Taylor	TE	6-7	247	SO-1L	Grand Junction, Colo. (Central HS)
88	Evan Francioni	WR	6-0	195	JR-1L	River Ridge, La. (Archbishop Rummel HS/New Orleans)
89	Jack Rilling	WR	5-9	175	FR-HS	Madison, Wisc. (St. Cloud HS)
90	Jacobian Guillory	DT	6-2	326	FR-RS	Alexandria, La. (Alexandria Senior HS)
92	Neil Farrell Jr.	DT	6-4	325	GR-4L	Mobile, Ala. (Murphy HS)
94	Joseph Evans	DT	6-1	306	SO-2L	Haynesville, La. (Haynesville HS)
97	Glen Logan	DT	6-5	303	GR-4L	Kenner, La. (Destrehan HS)
99	Jaquelin Roy	DT	6-4	297	SO-1L	Baton Rouge, La. (University Lab HS)

Alphabetical Roster

26	Damarius McGhee	DB
2	Dwight McGlothern	CB
46	Blake McLaughlin	LB
42	Aaron Moffitt	TE
2	Koy Moore	WR
8	Malik Nabers	WR
23	Corren Norman	RB
5	Garrett Nussmeier	QB
19	Matt O'Dowd	QB
8	BJ Ojulari	DE
33	Trey Palmer	WR
67	Spencer Payne	OL
30	Greg Penn III	LB
78	Thomas Perry	OL
47	Max Peterson	SNP
34	Damian Ramos	PK/P
1	Eli Ricks	CB
89	Jack Rilling	WR
41	Kyler Rodriguez	LB
99	Jaquelin Roy	DT
15	Sage Ryan	DB
34	Antoine Sampah	LB
56	Liam Shanahan	C
48	Quentin Skinner	SNP
58	Jared Small	LB
0	Maason Smith	DT
6	Deion Smith	WR
66	Lanson Smith	OL
43	Preston Stafford	PK
7	Derek Stingley Jr.	CB
22	Navonteque Strong	LB
87	Kole Taylor	TE
11	Brian Thomas Jr.	WR
58	Kardell Thomas	OL
38	Peyton Todd	P
21	Jordan Toles	S
69	Charles Turner	OL
56	Vincent Valdez	DL
27	Ralph Walker	DB
5	Jay Ward	S
39	Phillip Webb	LB
10	Josh White	LB
27	Josh Williams	RB
61	Cameron Wire	OT
42	Matt Worch	DE/LB
48	Sloan Wright	LB
36	Cade York	PK

Pronunciation Guide

PLAYERS

Jack Bech	Besh
Josh Billedeaux	bill-uh-doe
Caleb Bonine	bow-nine
Kayshon Boutte	Kay-shawn Boo-tay
Zavier Carter	zay-vure
Jake Chiasson	hah-sawn
Nick Demas	Dee-mus
Marcus Dumervil	Do-mer-ville
Messiah Farinas	Fa-ree-nus
Evan Francioni	Fran-chē-ō-nē
Everett Garard	guh-rard
Ali Gaye	Ah-lē, like the boxer
LJ Gilyot	gee-yot
Jacobian Guillory	Juh-cō-bē-an
Xavier Hill	z-sound in Xavier
Brandon Hubicz	Hue-bix
Saivion Jones	say-vee-on
Matthew Langlois	lan-wah

Kimo Makane'ole	mack-uh-nay-oh-lay
Jansen Mayea	My-ā-uh, hard a
Dwight McGlothern	Muh-glock-ern
Blake McLaughlin	mic-lauck-lin
Garrett Nussmeier	nuss-my-er
BJ Ojulari	Ô-juh-lar-ē
Jack Rilling	rie-ling
Jaquelin Roy	Juh-qway-lin
Antoine Sampah	sam-fa
Liam Shanahan	Lē-um
Maason Smith	may-son
Navonteque "Bugg" Strong	nuh-von-teek

COACHES

Daronte Jones	duh-ron-tay
DJ Mangas	mang-us
Greg McMahon	Mick-man
Ed Orgeron	O-zhure-on
Jake Peetz	peets