

# 2021 FOOTBALL GAME NOTES



**NATIONAL CHAMPIONS**

1958 • 2003 • 2007 • 2019

**SEC CHAMPIONS**

1935 • 1936 • 1958 • 1961

1970 • 1986 • 1988 • 2001

2003 • 2007 • 2011 • 2019



## Central Michigan

Tiger Stadium  
Baton Rouge, La.  
6:30 p.m. CT • SECN

September 18, 2021

### BREAKDOWN

#### LSU

Record	1-1
Ranking	NR/NR
Last Game	Sept. 11 at UCLA W, 34-7
Head Coach	Ed Orgeron
Career Record	62-42
LSU Record	46-15
vs. CMU	First Meeting
LSU vs. CMU	First Meeting



#### Central Michigan

Record	1-1
Ranking	NR/NR
Last Game	Sept. 11 vs. Robert Morris W, 45-0
Head Coach	Jim McElwain
Career Record	56-37
Record at CMU	12-10



### 2021 SCHEDULE

DATE	OPPONENT/TV	TIME (CT)	SERIES RECORD
Sept. 4	at UCLA (FOX)	L, 27-38	First Meeting
Sept. 11	McNeese (SECN+/ESPN+)	W, 34-7	LSU leads 1-0
<b>Sept. 18</b>	<b>Central Michigan (SEC Network)</b>	<b>6:30 p.m.</b>	<b>First Meeting</b>
Sept. 25	at Mississippi State* (ESPN)	11 a.m.	LSU leads 75-36-3
Oct. 2	Auburn*	TBA	LSU leads 31-23-1
Oct. 9	at Kentucky*	TBA	LSU leads 40-16-1
Oct. 16	Florida*	TBA	Florida leads 33-31-3
Oct. 23	at Ole Miss*	TBA	LSU leads 64-41-4
Nov. 6	at Alabama*	TBA	Alabama leads 54-26-5
Nov. 13	Arkansas*	TBA	LSU leads 42-22-2
Nov. 20	ULM	TBA	LSU leads 3-0
Nov. 27	Texas A&M*	TBA	LSU leads 34-22-3
Dec. 4	SEC Championship	TBA	LSU 5-1 in Title Game

\* - Denotes SEC Games | All dates & times are Central and Subject to Change

### NEXT UP

- LSU (1-1) has its final non-conference game before opening Southeastern Conference action when the Tigers host Central Michigan (1-1) at 6:30 p.m. in Tiger Stadium.
- LSU is coming off a 34-7 win over McNeese last week, while Central Michigan beat Robert Morris 45-0. The LSU game will be CMU's second game against an SEC opponent this year as the Chippewas opened the year with a 34-24 loss at Missouri.
- Saturday will mark the first-ever meeting between LSU and Central Michigan. CMU is coached by former Florida head coach Jim McElwain, who will be the first of two former SEC head coaches to return to Tiger Stadium in 2021. He will be joined by Terry Bowden, formerly of Auburn and now the head coach at Louisiana-Monroe.
- LSU has won seven straight and 56 of its last 57 games against non-conference opponents in Tiger Stadium.
- LSU coach Ed Orgeron is 46-15 in his 5-plus years as head coach of the Tigers.
- Of Orgeron's 46 wins with the Tigers, 34 have come by double-figures, 19 have come against teams ranked in the Top 25 with 13 of those coming against Top 10 opponents. Orgeron is 13-4 against Top 10 teams at LSU.
- LSU's offense is averaging 30.5 points and 342.5 total yards per game (87.5 rushing, 255.0 passing).
- Sophomore QB Max Johnson – a left-hander – will make his fifth start at the position on Saturday. Johnson is 3-1 as LSU's starting QB. He's the son of Super Bowl champion QB Brad Johnson (Tampa Bay). LSU backup QB Garrett Nussmeier made his collegiate debut last week and is also the son of a former NFL quarterback – Doug Nussmeier (who is the QB coach for the Dallas Cowboys).
- In 8 career games, Johnson has completed 132-of-223 passes for 1,560 yards, 14 TDs and only 2 interceptions. He will be backed up by true freshman Garrett Nussmeier, also the son of a former NFL QB (Doug Nussmeier – current QB coach for Dallas Cowboys).
- Johnson is first QB in LSU history to thrown 3 TD passes in each of his first four starts (3 at Florida, 3 vs. Ole Miss, 3 at UCLA, 3 vs. McNeese).
- Sophomore WR Kayshon Boutte leads the nation in receiving TDs with 5 after catching 2 receiving TDs in the win over McNeese.
- Dating back to last year, Boutte has 51 receptions for 706 yards and 9 TDs over his past five games.
- LSU starting RB Ty Davis-Price has 808 career rushing yards with 9 TDs.
- True freshman RB Corey Kiner made his LSU debut last week and led the Tigers with 56 yards and 1 TD on 11 carries. He averaged 5.1 yards per carry.
- LSU is 26-1 overall under Orgeron when having a 100-yard rusher.
- 11 different players have caught passes for LSU this year with junior Trey Palmer second on the team with 10 receptions for 77 yards and 1 TD. True freshmen WR Jack Bech is third on team with 5 receptions for 74 yards.
- LSU's defense is allowing 22.5 points and 306.0 total yards per game (130.5 rushing, 175.5 passing).
- The Tigers are coming off an 8-sack performance against McNeese and led the nation in total sacks thru two games with 12.
- Nine different LSU players have been credited with a sack this year.
- Senior LB Damone Clark leads the Tigers in tackles with 21.
- Senior DE Andre Anthony ranks No. 3 nationally in sacks with 3.5, while true freshman DT Maason Smith had 3 sacks against McNeese and ranks No. 8 nationally with 3.0 in two games.
- Junior CB Derek Stingley Jr. (6 interceptions) and sophomore CB Eli Ricks (5 interceptions) have combined for 11 interceptions in their career and they are considered the nation's top duo at the position. Stingley is a two-time first team All-America, while Ricks earned third team All-America honors as a true freshman in 2020.
- PK Cade York, a second team All-America in 2020, has made 12 straight field goals dating back to last year. Last week vs. McNeese he set the Tiger Stadium record for longest field goals twice (55 yarder in 2Q and then a 56-yarder in 4Q). York holds the LSU record for most 50-yard field goals in a career (12) and a season (6 in 2020).
- York is 43-of-52 on field goals in his career, which includes 16-of-18 in Tiger Stadium.
- Return specialist Trey Palmer is one of only eight players in school history to return both a punt and kickoff for a TD. Palmer returned a punt 54 yards for a TD against Northwestern State in 2019 and last year, he returned a kickoff 93 yards for a score against South Carolina.

### COACH LOCATIONS

#### On The Field

Ed Orgeron, Head Coach  
Mickey Joseph, Wide Receivers/Asst. Head Coach  
Blake Baker, Linebackers  
Brad Davis, Offensive Line  
Andre Carter, Defensive Line  
Kevin Faulk, Running Backs  
Greg McMahon, Special Teams  
Corey Raymond, Cornerbacks

#### In The Press Box

Jake Peetz, Offensive Coordinator  
DJ Mangas, Passing Game Coordinator  
Daronte Jones, Defensive Coordinator, Safeties

### ON THE AIR



Chris Blair, Play-By-Play  
Doug Moreau, Analyst  
Gordy Rush, Reporter



Tom Hart, Play-by-Play  
Jordan Rogers, Analyst  
Cole Cubelic, Reporter

### LSU Media Central

Media can access the current media guide, updated statistics and game notes all in one location at [www.LSUports.net/media](http://www.LSUports.net/media).

### BY THE NUMBERS

# 4

Consecutive starts QB Max Johnson has thrown 3 TD passes. Johnson is the only QB in LSU history to throw 3 TD passes in each of his first four starts.

# 8

Number of sacks the Tigers recorded against McNeese, the second-highest total in school history.

# 31

Straight games LSU has had at least one passing touchdown.

# 12

Consecutive field goals by LSU junior PK Cade York. York has made all 4 of his field goals this year after closing out 2020 by making his final eight attempts.

# Central Michigan Week

<b>6</b> <b>MONDAY</b> <b>Orgeron Press Conference</b> 12:30 p.m. - Zoom  <b>Practice</b> 3:45 p.m. - indoor Field at McClendon Practice Facility (Closed to Media)	<b>7</b> <b>TUESDAY</b> <b>Player Interviews</b> Noon -1 p.m.- Zoom  <b>Football Practice</b> 3:45 p.m. - McClendon Practice Facility (Open to Media)	<b>8</b> <b>WEDNESDAY</b> <b>SEC Teleconference</b> 10 a.m. Orgeron on call  <b>Football Practice</b> 3:45 p.m. - McClendon Practice Facility (Open to Media)  <b>Coach O Radio Show</b> 7 p.m. - TJ Ribs at Acadian	<b>9</b> <b>THURSDAY</b> <b>Practice</b> No Media Availability  <b>Coach Orgeron Post-Practice Interview</b> 5:45 p.m. - Zoom	<b>10</b> <b>FRIDAY</b> <b>Focus Friday</b> No Media Availability	<b>11</b> <b>SATURDAY</b> <b>Gameday</b> Central Michigan vs. LSU 6:30 p.m. CT   SECN	<b>12</b> <b>SUNDAY</b> <b>Off Day</b> No Media Availability
---	---	---	---	--	---	---

## LSU Media Services

### Ed Orgeron Interviews

#### Monday Press Conference:

LSU head coach Ed Orgeron meets with the media each Monday of game week over Zoom. A transcript of Coach Orgeron's opening statement as well as the question and answer session can be found on [www.LSUsports.net](http://www.LSUsports.net). LSU will distribute the interview via FTP. A link to download the press conference will be emailed to members of the media each Monday afternoon during the season. Email Michael Bonnette at [mbonnet@lsu.edu](mailto:mbonnet@lsu.edu) to be placed on the distribution list.

#### Listen To Ed Orgeron's Weekly Press Conference

Members of the media can access the audio portion of Coach Orgeron's Weekly Press Luncheon each Monday starting at 12:30 p.m. CT at [www.LSUsports.net/live](http://www.LSUsports.net/live) or over the radio in the Baton Rouge area on 104.5 FM.

#### SEC Teleconference

The 14 SEC coaches are featured on a weekly teleconference each Wednesday at 10 a.m. CT during the regular season. Coach Orgeron speaks for 10 minutes starting at 10 a.m. Contact the LSU Sports Information Department to obtain the phone number to access the call.

#### Thursday Post-Practice

Coach Orgeron meets with the media over Zoom at approx. 6 p.m. each Thursday during the regular season.

### LSU Player Interviews

LSU players are available to the media during a typical game week on Tuesday from noon-1 p.m. over Zoom. Interview requests for the Monday media opportunity should be made at least 24 hours in advance and emailed to Michael Bonnette ([mbonnet@lsu.edu](mailto:mbonnet@lsu.edu)) and Brandon Berrio ([bberri1@lsu.edu](mailto:bberri1@lsu.edu)). Members of the media are not permitted to contact players on their cell phones under any circumstance.

#### LSU Video Newsfeed

LSU will be distributing video interviews and other highlights via FTP during the 2021 season. A link to download the newsfeed will be emailed to members of the media each Monday afternoon during the season. Email Michael Bonnette at [mbonnet@lsu.edu](mailto:mbonnet@lsu.edu) to be placed on the distribution list.

### WHO TO CONTACT

**Communications Office • (225) 578-8226**

**Michael Bonnette • Assoc. AD/Communications**

Coach Orgeron and Player Interview Requests | E-mail: [mbonnet@lsu.edu](mailto:mbonnet@lsu.edu)

**Brandon Berrio • Director of Digital & Creative Content**

Player Interview Requests | E-mail: [bberri1@lsu.edu](mailto:bberri1@lsu.edu)

**LSU Director of Creative Content**

Emily Dixon - [emily@lsu.edu](mailto:emily@lsu.edu)

**LSU Digital Media Reporter**

Cody Worsham - [cworsham@lsu.edu](mailto:cworsham@lsu.edu)

**LSU Director of Digital Media**

Todd Politz - [todd@lsusp.com](mailto:todd@lsusp.com)

**LSU Creative Services**

Jason Feirman - [jfeirman@lsu.edu](mailto:jfeirman@lsu.edu) (Logos)

Lindsey Thompson - [lthompson1@lsu.edu](mailto:lthompson1@lsu.edu) (Graphics)

Chris Parent - [cparen3@lsu.edu](mailto:cparen3@lsu.edu) (Photos)

**Network Operations/SEC Network**

John Schiebe - [jschieb@lsu.edu](mailto:jschieb@lsu.edu)

**LSU Sports Productions**

David Landry - [david@lsusp.com](mailto:david@lsusp.com)

**LSU Radio**

Chris Blair - [chris@lsusp.com](mailto:chris@lsusp.com)

**LSU Sports Information Mailing Address**

LSU Athletic Administration Building  
Baton Rouge, LA 70803

**[www.LSUsports.net/media](http://www.LSUsports.net/media)**

The Official Website of LSU Athletics is home to all the football information you need. Schedules, results, rosters, bios, statistics and game notes can be found and are always up to date. The GAMEDAY section, updated daily, has all relevant info for the upcoming game.

**CollegePressBox.com**

Collegepressbox.com is the official media website for SEC Football. Access and download weekly game notes, quotes, statistics, media guides, headshots, logos, flip cards and more for the conference and each of its member schools. Login information will be distributed to accredited media or you can apply for a password by sending an e-mail to [password@collegepressbox.com](mailto:password@collegepressbox.com).



### LSU Football on Twitter & Facebook

[facebook.com/LSUfootball](https://facebook.com/LSUfootball)

[twitter.com/LSUfootball](https://twitter.com/LSUfootball)

[instagram.com/LSUfootball](https://instagram.com/LSUfootball)

[twitter.com/Coach\\_EdOrgeron](https://twitter.com/Coach_EdOrgeron)

[twitter.com/LSUMediaAlerts](https://twitter.com/LSUMediaAlerts)

[LSUsports.net/connect](http://LSUsports.net/connect)



# Ed Orgeron

## Head Coach

@Coach\_EdOrgeron  
Overall Record: 62-42  
LSU Record: 46-15  
(Sixth year)

### THE ORGERON FILE

Year at LSU: Sixth (Fifth as head coach)  
Birthdate: July 27, 1961, in Larose, La.  
Children: Tyler, Parker, Cody  
High School: South Lafourche High School (Galliano, La.)  
College: Northwestern State (La.), 1984

### YEAR-BY-YEAR HEAD COACHING RECORD

YEAR	SCHOOL	OVERALL RECORD
2005	Ole Miss	3-8
2006	Ole Miss	4-8
2007	Ole Miss	3-9
2013	Southern Cal	6-2
2016	LSU	6-2
2017	LSU	9-4
2018	LSU	10-3
2019	LSU	15-0
2020	LSU	5-5
2021	LSU	1-1
<b>Overall</b>		<b>62-42</b>

### PLAYING EXPERIENCE

1981-84 Northwestern (La.) State (defensive line)

### COACHING EXPERIENCE

1984	Northwestern (La.) State (graduate assistant)
1985	McNeese State (graduate assistant)
1986-87	Arkansas (assistant strength coach)
1988-92	Miami (Fla.) (graduate assistant, 1988; defensive line 1989-92)
1994	Nicholls State (linebackers)
1995-97	Syracuse (defensive line)
1998-2004	Southern Cal (defensive line, 1998-2002; recruiting coordinator, 2001-04)
2005-07	Ole Miss (head coach)
2008	New Orleans Saints (defensive line)
2009	Tennessee (defensive line/recruiting coordinator)
2010-12	Southern Cal (defensive coordinator/defensive line/recruiting coordinator, 2010-13; interim head coach, 2013)
2015-pres.	LSU (defensive line; recruiting coordinator, 2016; interim head coach, Sept. 25, 2016, head coach, Nov. 26, 2016)

### BOWL EXPERIENCE

SEASON	BOWL	TEAM	OPPONENT	RESULTS
1986	Orange	Arkansas	Oklahoma	L, 42-8
1987	Liberty	Arkansas	Georgia	L, 20-17
1988	Orange	Miami	Nebraska	W, 23-3
1989	Sugar	Miami	Alabama	W, 33-25
1990	Cotton	Miami	Texas	W, 46-3
1991	Orange	Miami	Nebraska	W, 22-0
1992	Sugar	Miami	Alabama	L, 34-13
1995	Gator	Syracuse	Clemson	W, 41-0
1996	Liberty	Syracuse	Houston	W, 30-17
1997	Fiesta	Syracuse	Kansas State	L, 35-18
1998	Sun	Southern Cal	TCU	L, 28-19
2001	Las Vegas	Southern Cal	Utah	L, 10-6
2002	Orange	Southern Cal	Iowa	W, 38-17
2003	Rose	Southern Cal	Michigan	W, 28-14
2004	Orange	Southern Cal	Oklahoma	W, 55-19
2009	Chick-fil-A	Tennessee	Virginia Tech	L, 37-14
2012	Sun	Southern Cal	Georgia Tech	L, 21-7
2015	Texas	LSU	Texas Tech	W, 56-27

### AS HEAD COACH

2016	Citrus	LSU	Louisville	W, 29-9
2017	Citrus	LSU	Notre Dame	L, 21-17
2018	Fiesta	LSU	UCF	W, 40-32
2019	Chick-fil-A	LSU	Oklahoma	W, 63-28
2019	CPF NC	LSU	Clemson	W, 42-25

When it comes to building a championship football program, there's none better than LSU Head Coach Ed Orgeron. A driven leader with a vision on how to achieve success, Orgeron needed only three seasons to fulfill a pledge he made at his introductory press conference on Nov. 26, 2016, when he vowed to "build a championship program at LSU."

Orgeron did just that in 2019, earning numerous National Coach of the Year honors on his way to leading LSU to the most dominant season in college football history with a 15-0 record and the CFP National Championship. But Orgeron's definition of a championship program goes much farther than winning championships on the football field. It's also about developing young men, both on and off the field; it's about fielding a team of high-character players that are determined to compete at the highest level on the field, while pursuing an education off the field; it's about players focused on the success of the team, not individual awards; it's about players doing the right thing, all of the time. It's known as the LSU Standard of Performance, not just on Saturday nights during the fall, but year-round.

And with that mentality, which starts at the top with Orgeron — a coach who never takes credit for his team's success, but instead praises his staff and his players — LSU stormed its way to the 2019 national title, winning 12 of 15 games by double-figures and beating seven Top-10 opponents along the way. LSU had five wins over teams that finished the 2019 season ranked in the Top 10.

In 2020, Orgeron and the Tigers found a way to still have success despite losing their starting quarterback just three games into the season. Behind the play of true freshman quarterback Max Johnson, LSU capped 2020 on a high note, beating No. 6 Florida in Gainesville and wrapping up the year with a win over Ole Miss in Tiger Stadium to finish with a 5-5 overall mark. Of the 48 players who saw action in the win over Florida, 26 were either freshmen or sophomores with three true freshmen accounting for three of LSU's four touchdowns in the victory. Since taking over the Tigers four games into the 2016 season, Orgeron has guided LSU to a 45-14 mark. He's also led the Tigers to five postseason victories — one in the SEC Championship Game, two bowl games and two in the College Football Playoff.

Of LSU's 45 wins under Orgeron, 33 have come by double-figures and 13 have been over Top-10 teams. The 13 Top-10 wins rank as the second-most for any coach in LSU history, trailing only Les Miles who won 16 games over Top 10 opponents in 12 years. LSU has a 29-12 record under Orgeron against SEC teams, which includes a 37-10 win over fourth-ranked Georgia in the 2019 SEC Championship Game.

Under Orgeron, the Tiger program has produced 12 first-team All-Americans, four national award winners including the 2019 Heisman Trophy winner in quarterback Joe Burrow, and 39 NFL Draft picks including 10 in the first round. In the 2020 NFL Draft, LSU set an SEC record with five first-round picks and tied the all-time mark with 14 players selected during the seven-round event. In 2020, quarterback Burrow went No. 1 overall and LSU became the first school in the history of the NFL Draft to have a quarterback, running back (Clyde Edwards-Helaire) and wide receiver (Justin Jefferson) picked in the first round.

In the 2021 NFL Draft, the Tigers saw another seven players selected, including the No. 5 overall pick in wide receiver Ja'Marr Chase. LSU's two-year draft total from 2020-21 stands at 21, the most for any school in college football over that span in the history of the NFL Draft.

When it comes to recruiting, there are none better than Orgeron and his staff who continue to assemble the best roster in college football with a focus that includes keeping the best players in Louisiana at home, while also attracting the top talent from coast to coast.

Now entering its fifth full season under Orgeron, LSU has used the "One Team, One Heartbeat" philosophy along with the ability to "block out the noise" to become the premier program in college football.

### 2020

In a COVID-altered season, Orgeron led LSU to a 5-5 mark despite having to start a true freshman at quarterback for the final six games of the year due to the season-ending injury to Myles Brennan in week 3. In addition, the Tigers had five returning starters opt out of the season due to COVID-19 concerns leaving LSU with only six returning starters from its national championship team. Still, LSU, with a young and inexperienced roster, competed each week, beating South Carolina at home and Arkansas on the road.

Counting on many freshmen and sophomores, LSU won three of its final five games, including wins over No. 6 Florida in Gainesville and Ole Miss in Tiger Stadium to cap season on a high note. In the win over Florida, the Tigers started nine true freshmen and sophomores, including quarterback Max Johnson who earned SEC Offensive Player of the Week in what was his first career start. Johnson threw for 239 yards and three TDs and true freshman Kayshon Boutte set the SEC record for single-game receiving yards with 308 on 14 receptions and Johnson passed for 435 yards and three scores in the 53-48 win. The back-to-back wins to close out the 2020 season set the stage for an outstanding spring for the Tigers as LSU returns 29 players in 2021 who have at least one career start to their credit.

LSU's 2020 season wrapped up with the Tigers having seven players selected in the NFL Draft led by wide receiver Ja'Marr Chase, who was selected No. 5 overall.

### THE COACH O WAY

A native of LaRose, Louisiana, Orgeron developed a passion for the Tigers at an early age, becoming a fan of some of the all-time LSU greats in the 1970s. Players like Bert Jones, Ronnie Estay, Tommy Casanova, Charles Alexander and of course, coach Charles McClendon, ignited a purple and gold fire under Orgeron that still burns today.

Orgeron has reunited the current roster with former players, making them an integral part of the program and he's leveraged his passion and love for LSU into a determination and drive that sees him spend nearly every waking moment focused on LSU football and his vision for the program.

With the "One Team, One Heartbeat" motto, the Tigers seemingly became a different team overnight when Orgeron was elevated to interim head coach on Sept. 25, 2016 and the results that LSU sought soon followed. As the head coach of the Tigers, Orgeron said he was going to "flip the script" and he assigned a theme for the daily practices. The purpose of the descriptive practice themes for each day during the week is one of the ways that Orgeron and his staff hold the players accountable and focused both prior to and during the workout. The daily practice nicknames are as follows: Tell the Truth Monday, Competition Tuesday, Turnover/No Turnover Wednesday, No Repeat Thursday, and Focus Friday.

Orgeron has also opened the doors for former LSU players to come back and be active in the program. Having former players actively involved is a way for the current Tigers to get a better understanding of who helped build the foundation for the program, while also letting them see first-hand what it means to be an LSU Tiger and the responsibility that goes along with it. Orgeron routinely has former Tigers speak to the team, attend



practices and be involved with the organization. He also invited former Tigers to come back on gamedays and be part of the "Tiger Walk" as they lead the current team down "Victory Hill" on their way to the stadium.

**ORGERON COACHING HISTORY**

Orgeron, who has also served as head coach at Ole Miss and Southern Cal, is 45-14 at LSU. His career mark as a collegiate head coach is 61-41, however he's 51-16 over his last 67 games. Orgeron went 6-2 as Southern Cal's interim head coach in 2013, taking over a USC team that stumbled to a 3-2 mark over the first five games of the year. Orgeron rallied the Trojans as USC closed out the regular season with wins in six of its final eight games. Orgeron originally joined the Tiger staff in 2015 as defensive line coach, before adding the title of recruiting coordinator in the spring of 2016.

Prior to joining the LSU staff, Orgeron's last coaching stop came at Southern Cal where he served as recruiting coordinator and defensive line coach for the Trojans for four years (2010-13). Orgeron was elevated to interim head coach at USC for the final eight games of the 2013 season.

Orgeron served two stints at Southern Cal, the first as the Trojans' defensive line coach from 1998 to 2004. Orgeron coached under Paul Hackett at USC for three years from 1998 to 2000 and was one of just a handful of coaches retained by Pete Carroll when he took over as the Trojans' head coach in 2001.

Orgeron left USC in 2005 to become the head coach at Ole Miss, where he went 10-25 in three years with Rebels from 2005-07.

Orgeron spent the 2008 season coaching the defensive line for the New Orleans Saints and then joined Tennessee as defensive line coach and recruiting coordinator in 2009. He returned to Southern Cal following the 2009 season.

Orgeron made a name for himself as a top defensive line coach at the University of Miami from 1988-92, where he coached eight All-Americans, including NFL first-rounders Cortez Kennedy, Russell Maryland and Warren Sapp. In 1988, he was a graduate assistant at Miami, working with the defensive line.

Orgeron also was a graduate assistant at Northwestern (La.) State, his alma mater, in 1984 and McNeese State in 1985, working with the defensive line at both schools, then was an assistant strength coach at Arkansas for two years (1986-87).

**ORGERON'S LOUISIANA ROOTS**

Born July 27, 1961, he has three sons, Tyler, and twins Parker and Cody and a grandson Emmett. Parker and Tyler are both member of the LSU football coaching staff, while Cody is the starting quarterback at McNeese. Cody, who still have one year of eligibility remaining, earned his undergraduate degree from McNeese last May. Parker was a two-year starter at wide receiver for McNeese and is currently pursuing his degree at LSU.

Away from the field, Coach O has taken up the sport of boxing and trains three times a week at a local gym. He also teamed with Louisiana Governor John Bel Edwards to educate and inform the citizens of Louisiana during the Covid-19 pandemic. Coach O appeared on commercials and other mediums to support the wearing of masks during the pandemic.

He's also been heavily involved in many community service efforts in the Baton Rouge area, including "Basket of Hope", which has the mission of giving hope to children diagnosed with cancer or other serious illness through the delivery of a Basket of Hope filled with toys, games, craft items, stuffed animals, gift cards, and other items. Coach O makes several trips to local hospitals each year to hand deliver these baskets and to spend time with the children and their families.



## ORGERON'S SUPERLATIVES AT LSU

### Most Points Scored

1.	72	at Texas A&M	11/24/18
2.	66	at Vanderbilt	9/21/19
3.	65	vs. Northwestern St.	9/14/19
4.	63	vs. Oklahoma (CFA Bowl)	12/28/19
5.	58	at Ole Miss	11/16/19

### Fewest Points Allowed

1.	0	vs. Southeastern La.	9/8/18
	0	vs. BYU (in New Orleans)	9/2/17
3.	3	vs. Mississippi St.	10/20/18
	3	vs. Georgia Southern	8/31/19
5.	6	vs. Utah St.	10/5/19

### Most First Downs

1.	35	at Ole Miss	11/16/19
2.	33	vs. Ole Miss	9/29/18
3.	32	vs. Utah St.	10/5/19
	32	vs. UCF (Fiest Bowl)	1/1/19
5.	31	vs. Oklahoma (CFA Bowl)	12/28/19
	31	vs. Texas A&M	11/30/19
	31	vs. Northwestern St.	9/14/19
	31	at Texas A&M	11/24/18
	31	vs. Rice	11/17/18

### Fewest First Downs Allowed

1.	6	vs. BYU (in New Orleans)	9/2/17
2.	8	vs. Georgia Southern	8/31/19
3.	11	vs. Louisville (Citrus Bowl)	12/31/16
4.	10	vs. Utah St.	10/5/19
5.	12	vs. Texas A&M	11/30/19
	12	at Tennessee	11/18/17
	12	vs. Chattanooga	9/9/17

### Most Rushing Attempts

1.	57	vs. BYU (in New Orleans)	9/2/17
2.	56	vs. Texas A&M	10/25/17
3.	55	at Ole Miss	10/21/17
4.	54	vs. South Carolina	10/24/20
5.	52	vs. UCF (in Glendale, Ariz.)	1/1/19
	52	vs. Missouri	10/1/16

### Opponent's Fewest Rushing Attempts

1.	14	vs. BYU (in New Orleans)	9/2/17
2.	16	vs. Mississippi St.	9/26/20
3.	19	at Arkansas	11/10/18
4.	22	vs. Utah St.	10/5/9
	22	vs. Missouri	10/1/16
6.	23	vs. Northwestern St.	9/14/19

### Most Rushing Yards

1.	418	vs. Missouri	10/1/16
2.	393	at Ole Miss	10/21/17
3.	390	at Arkansas	11/12/16
4.	311	vs. Ole Miss	10/22/16
5.	298	at Texas A&M	11/24/16

### Fewest Rushing Yards Allowed

1.	-5	vs. BYU (in New Orleans)	9/2/17
2.	9	vs. Mississippi St.	9/26/20
3.	16	at Arkansas	11/10/18
4.	19	vs. Utah St.	10/5/19
5.	38	at Tennessee	11/18/17

### Most Passes Attempted

1.	48	at Missouri	10/10/20
	48	at Auburn	10/31/20
3.	47	at Texas A&M	11/28/20
4.	46	vs. Mississippi St.	9/26/20
	46	at UCLA	9/4/21
5.	45	vs. Alabama	12/5/20

### Most Passes Completed

1.	32	vs. Oklahoma (CFA Bowl)	12/28/19
	32	at Ole Miss	11/16/19
	32	vs. Auburn	10/26/19
4.	31	at Alabama	11/9/19
	31	at Texas	9/07/19

### Opponent's Fewest Pass Attempts

1.	11	vs. Georgia Southern	8/31/19
2.	15	vs. Rice	11/17/18
3.	16	at UCLA	9/4/21
	16	at Florida	10/7/17
4.	17	vs. Florida	11/19/16
5.	19	vs. Alabama	11/5/16

### Opponent's Fewest Passes Completed

1.	4	vs. Georgia Southern	8/31/19
2.	7	vs. Rice	11/17/18
	7	vs. Florida	11/19/16
4.	8	vs. Mississippi St.	10/20/18
5.	9	at UCLA	9/4/21
	9	vs. Auburn	10/14/17

### Most Passing Yards

1.	532	vs. Oklahoma (CFA Bowl)	12/28/19
2.	488	vs. Northwestern St.	9/14/19
3.	471	at Texas	9/07/19
4.	430	at Missouri	10/10/20
5.	425	va. Texas A&M	11/30/19

### Opponent's Fewest Passing Yards

1.	24	vs. Georgia Southern	8/31/19
2.	59	vs. Mississippi St.	10/20/18
3.	97	vs. Texas A&M	11/30/19
4.	101	vs. Rice	11/17/18
5.	102	vs. BYU (in New Orleans)	9/2/17

### Most Yards of Total Offense

1.	714	at Ole Miss	11/16/19
2.	692	vs. Oklahoma (CFA Bowl)	12/28/19
3.	634	vs. Missouri	10/1/16
4.	622	at Texas A&M	11/24/16
5.	612	vs. Arkansas	11/23/19

### Opponent's Fewest Yards of Total Offense

1.	97	vs. BYU (in New Orleans)	9/2/17
2.	98	vs. Georgia Southern	8/31/19
3.	198	vs. Rice	11/17/18
4.	159	vs. Utah St.	10/5/19
5.	169	vs. Texas A&M	11/30/19

### Highest Punting Average (min. 3)

1.	58.0	vs. Southern Miss	10/15/16
2.	51.7	vs. Georgia Southern	8/31/19
3.	49.4	vs. Mississippi St.	9/26/20
4.	49.2	at Tennessee	11/18/17
5.	49.16	at Auburn	9/15/18

### Highest Time of Possession

1.	44:31	vs. UCF (Fiesta Bowl)	1/1/19
2.	42:33	vs. Missouri	10/1/16
3.	41:43	at Arkansas	11/21/20
4.	41:03	vs. Utah St.	10/5/19
5.	40:21	vs. Arkansas	11/23/19

### Longest Scoring Drive (By Yards)

1.	99	vs. Utah St. (13 plays)	10/5/19
2.	97	vs. Ole Miss (7 plays)	10/22/16
3.	96	vs. Southeastern La. (7 plays)	9/8/18
4.	95	at Arkansas (2 plays)	11/12/16
5.	95	vs. Alabama (9 plays)	12/5/20

### Longest Scoring Drive (By Time)

1.	7:26	vs. South Carolina	10/24/20
2.	7:24	at Arkansas (14-77)	11/10/18
3.	7:13	vs. BYU (in New Orleans) (13-66)	9/2/17
4.	7:12	vs. UCF (Fiesta Bowl) (12-78)	1/1/19
5.	6:55	at Arkansas (13-84)	11/12/16

### Longest Scoring Drive (By Plays)

1.	17	at Ole Miss (66 yds.)	11/17/19
	17	at Florida (63 yds.)	12/12/20
2.	16	vs. Georgia (77 yds)	12/7/19
	16	vs. South Carolina (75 yds.)	10/24/20
3.	15	at Texas A&M (90 yds.)	11/24/18
	15	vs. Mississippi St. (64 yds.)	10/20/18
	15	vs. Georgia (50 yds.)	10/13/18

## ORGERON'S RECORD VS. OPPONENTS

Alabama	1-7	Arizona	1-0	Clemson	1-0	Utah St.	1-0
Arkansas	5-3	California	1-0	Louisville	1-0	Wyoming	0-1
Auburn	3-4	Colorado	1-0	Miami	1-0	<b>Record v. MWC</b>	<b>1-1</b>
Florida	3-3	Oregon St.	1-0	Syracuse	1-0	Chattanooga	1-0
Georgia	2-2	Stanford	1-0	Wake Forest	0-1	The Citadel	1-0
Kentucky	1-1	UCLA	0-2	<b>VS. ACC</b>	<b>4-1</b>	<b>VS. Southern Conference</b>	<b>2-0</b>
LSU	0-3	Utah	1-0	LA Tech	2-0	Northwestern LA	3-0
Mississippi State	3-4	<b>VS. Pac-12</b>	<b>6-2</b>	Rice	1-0	Southeastern LA	1-0
Missouri	1-3	Oklahoma	1-0	Southern Miss	1-0	<b>VS. Southland</b>	<b>4-0</b>
Ole Miss	4-0	Texas	1-0	<b>VS. C-USA</b>	<b>4-0</b>	Georgia Southern	1-0
South Carolina	1-0	<b>VS. Big-12</b>	<b>2-0</b>	BYU	1-0	Troy	0-1
Tennessee	1-1	Memphis	3-0	Notre Dame	0-2	<b>VS. Sun Belt</b>	<b>1-1</b>
Texas A&M	3-2	UCF	1-0	<b>VS. Independent</b>	<b>1-2</b>		
Vanderbilt	3-2	<b>VS. AAC</b>	<b>4-0</b>				
<b>VS. SEC</b>	<b>31-35</b>						

## TRACKING THE TIGERS

WEEK	AP	COACHES	CFP
Preseason	16	13	--
Week 2	NR	NR	--
Week 3	NR	NR	--
Week 4	--	--	--
Week 5	--	--	--
Week 6	--	--	--
Week 7	--	--	--
Week 8	--	--	--
Week 9	--	--	--
Week 10	--	--	--
Week 11	--	--	--
Week 12	--	--	--
Week 13	--	--	--
Week 14	--	--	--
Week 15	--	--	--

## COACHES POLL

RK.	TEAM	REC.	POINTS	PREV
1	Alabama (64)	2-0	1624	1
2	Georgia (1)	2-0	1558	2
3	Oklahoma	2-0	1454	4
4	Oregon	2-0	1356	11
5	Texas A&M	2-0	1307	5
6	Clemson	1-1	1279	6
7	Iowa	2-0	1165	12
8	Cincinnati	2-0	1114	8
9	Florida	2-0	1095	9
10	Notre Dame	2-0	1059	7
11	Ohio State	2-0	1041	3
12	Penn State	2-0	995	13
13	UCLA	2-0	787	16
14	Iowa State	1-1	611	10
15	Virginia Tech	2-0	591	21
16	Ole Miss	2-0	546	20
17	Wisconsin	1-1	537	17
18	Costal Carolina	2-0	492	19
19	North Carolina	1-1	300	22
20	Auburn	2-0	264	NR
21	Arizona State	2-0	246	25
22	Oklahoma State	2-0	222	23
23	Bringham Young	2-0	213	NR
24	Arkansas	2-0	196	NR
25	Michigan	2-0	180	NR

## AP POLL

RK.	TEAM	REC	POINTS	PREV
1	Alabama (60)	2-0	1572	1
2	Georgia (3)	2-0	1514	2
3	Oklahoma	2-0	1402	4
4	Oregon	2-0	1355	12
5	Iowa	2-0	1263	10
6	Clemson	1-1	1246	6
7	Texas A&M	2-0	1206	5
8	Cincinnati	2-0	1149	7
9	Ohio State	1-1	1029	3
10	Penn State	2-0	1005	11
11	Florida	2-0	935	13
12	Notre Dame	2-0	926	8
13	UCLA	2-0	804	16
14	Iowa State	1-1	593	9
15	Virginia Tech	2-0	591	19
16	Costal Carolina	2-0	562	17
17	Ole Miss	2-0	550	20
18	Wisconsin	1-1	499	18
19	Arizona State	2-0	347	23
20	Arkansas	2-0	277	NR
21	North Carolina	1-1	268	24
22	Auburn	2-0	233	25
23	Bringham Young	2-0	213	NR
24	Miami (FL)	1-1	177	22
25	Michigan	2-0	163	NR

## NOTEBOOK

### LSU To Face Central Michigan For First Time in Football

LSU and Central Michigan will meet for the first time on the gridiron on Saturday when the Tigers host the Chippewas in Tiger Stadium. Central Michigan is one of two first-time opponents on LSU's 2021 schedule. LSU opened the year against UCLA in what was the first meeting between the teams. There are five FBS schools in Michigan and LSU has played two of them: Eastern Michigan in 2015 and Michigan State in 1995. The other Michigan schools LSU has yet to play in football include Michigan and Western Michigan.

### LSU-Central Michigan Ties

Former LSU offensive analyst Alvin Slaughter serves as the wide receivers coach at Central Michigan. Slaughter spent 2012-15 on the LSU staff working with the wide receivers and special teams.

### CMU's Jim McElwain One of Two Former SEC Head Coaches Returning To Tiger Stadium

Central Michigan coach Jim McElwain is one of two former SEC head coaches returning to Tiger Stadium in 2021. McElwain served as head coach at Florida from 2015-17 and played two games in Tiger Stadium, going 1-1 against the Tigers. Later this year, Louisiana-Monroe head coach Terry Bowden returns to Tiger Stadium after serving as the head coach at Auburn from 1993-98.

### Boutte Leads Nation In Receiving TDs

Sophomore WR Kayshon Boutte sits atop the nation in receiving TDs with five to his credit through the first two games of the season. Boutte opened the year with three TDs against UCLA and then followed that with two more in the win over McNeese. In addition to leading the nation in receiving TDs, Boutte also ranks among the SEC leaders in every receiving category. The following is a look at how Boutte ranks nationally and in the SEC in receiving categories:

Category	NCAA Rk.	SEC Rk.	Numbers
Receiving TDs	1	1	5 TDs
Receptions	20	3	14 receptions
Receptions/Game	17 T3		7.0 receptions per game
Receiving Yards	38	4	179 yards
Receiving Yards/Game	33	4	89.5 yards per game
Points Scored	2	T1	30 points
Points Scored/Game	2	T1	15.0 points per game

### Cade York Continues To Make History

PK Cade York continued to make history at LSU as the junior set - and then reset - the Tiger Stadium record for longest field goal in a game last week against McNeese. York broke the previous Tiger Stadium record of 54 yards (held by Wade Richey vs. Kentucky, 1996) when he drilled a 55-yarder in the second quarter against McNeese. York then broke his own mark just over a quarter later when he connected on a 56-yarder to open the fourth quarter. York currently owns two of the three longest field goals in college football in 2021 (Oklahoma's Gabe Brkic also has a 56-yarder this year). The following is a look at how York ranks in the LSU record book:

### Category York's Rank York's Numbers

Career Field Goals	5th	43
Most 50-yard Goals (Career)		1st 12
Total Points Scored	4th	261
PAT Kicks Made (Career)	2nd	132
Consecutive PAT Kicks Made	4th	86

### LSU's 14 Sacks Thru 2 Games Lead Nation

Nine LSU defenders have combined for 14 sacks in 2021 to lead the nation. Senior Andre Anthony leads the way with 3.5. Maason Smith's three-sack game against McNeese is the most by a freshman in the country. LSU finished with eight sacks against the Cowboys, which tied for the second most in a game in school history.

### LSU is 16-1 Following A Loss Under Orgeron

Following its 34-7 win over McNeese in week two, LSU is now 16-1 under Ed Orgeron in games following a loss. LSU has only lost back-to-back games once under Orgeron.

### LSU's Non-Conference Tiger Stadium Winning Streak

LSU has won seven straight and 56 of its last 57 games against non-conference opponents in Tiger Stadium. LSU's last loss against a non-conference foe came in 2017 when Troy beat the Tigers, 24-21 on Sept. 30. Prior to that loss, LSU had won 49 straight non-conference games in Tiger Stadium, which ranks as the third-longest streak in college football history, trailing only Harvard (55 from 1890-1895) and Carlisle (54 from 1901-1915). Before the Troy loss in 2017, LSU's last defeat in Tiger Stadium to a non-conference team came in 2000 against UAB.

### Boutte Picks Up Where He Left Off in 2020

LSU sophomore WR Kayshon Boutte picked up where he left off in 2020 as he leads the Tigers with 14 receptions for 179 yards and 5 TDs. Over his last five games, Boutte has caught 41 passes for 705 yards and 9 TDs. For his career, Boutte has 59 receptions for 915 yards and 10 TDs. Of his 49 receptions, 41 have resulted in either a touchdown or a first down. Going back to last year's Alabama game, Boutte has caught 41 passes and 31 of those have resulted in either a first down or a touchdown.

### Atkins is LSU's Special Teams Swiss Army Knife

Senior Avery Atkins serves as LSU's Swiss Army Knife on special teams as the LSU graduate sees action at three positions for the unit. Atkins handles LSU's kickoffs duties, serves as the holder on all placekicks and for the first time in his career is the starting punter. In 2021, Atkins has eight touchbacks on 12 kickoffs. On 13 punts, only three have been returned and seven of those have been pinned inside the 20.

## NOTEBOOK

### Johnson Adds Another 3-TD Game To His List

Sophomore QB Max Johnson added another 3-touchdown game against McNeese. Johnson has tossed 14 career TD passes with 9 going to WR Kayshon Boutte. He is the only player in LSU history with three TD games in their first four starts. Johnson has combined to complete 92-of-160 passes for 1,165 yards, 12 TDs and only two interceptions.

### LSU vs. Non-Conference Foes Under Orgeron

LSU is 17-3vs. non-conference opponents under Coach Orgeron. The Tigers have won 12 of their last 13 non-SEC games under Orgeron with the only loss during that span coming to UCLA. With the Tigers playing an SEC-only schedule in 2020, it marked the first time in the modern era LSU did not play a non-conference team.

### 14 True Freshmen See Action in 2021

LSU continued its trend under Coach Orgeron of playing true freshmen as 14 rookies have seen action for the Tigers in 2021. Since taking over four games into the 2016 season, Orgeron has played 98 true freshmen, including 20 in 2017. The following is a look at the number of true freshmen who have seen action under Orgeron:

Year	True Freshmen to Play
2016	12
2017	20
2018	15
2019	19
2020	18
2021	14

### LSU's List of True Freshmen Who Have Seen Action in 2021

LSU has played 14 true freshmen this season. The following is a list of LSU's true freshmen who have played in 2021: DT Mason Smith (2); DB Derrick Davis (2), WR Brian Thomas (2), DL Xavier Carter (2), LB Greg Penn (2), DL Landon Jackson (2), OL Garrett Dellinger (2), WR Jack Bech (2), RB Armoni Goodwin (1), WR Deion Smith (1), QB Garrett Nussmeier (1), RB Corey Kiner (1), WR Chris Hilton (1), and DB Damarius McGhee (1).

### LSU Is 82-10 vs. Non-Conference Teams Dating Back to 2001

Dating back to the 2001 season when LSU captured its first outright SEC title since 1986, the Tigers have done quite well against non-conference opponents, going 82-10 against non-SEC foes during that span. Of the 82 wins, 21 have come against top-25 teams. Of the 10 losses, only four have come during the regular season (2002 at Virginia Tech, 2016 vs. Wisconsin at Lambeau Field, 2017 vs. Troy, and 2021 at UCLA). The other six losses came in bowl games (2003 Cotton Bowl vs. Texas; 2005 Capital One Bowl vs. Iowa; 2009 Capital One Bowl vs. Penn State; 2012 Chick-Fil-A Bowl vs. Clemson; 2014 Music City Bowl vs. Notre Dame, 2018 Citrus Bowl vs. Notre Dame).

### Second-Generation Signal Callers

Two of LSU's quarterbacks are the sons of former NFL QBs. Sophomore Max Johnson is the son of Brad Johnson, who led the Tampa Bay Buccaneers to the Super Bowl XXXVII title over the Oakland Raiders in January 2003. Brad Johnson played in the NFL from 1992-2008 with the Buccaneers, the Minnesota Vikings, the Washington Football Team and the Dallas Cowboys. LSU true freshman QB Garrett Nussmeier is the son of Doug Nussmeier, who played quarterback in the NFL from 1994-98 with the New Orleans Saints, Denver Broncos and Indianapolis Colts. Doug Nussmeier currently works as the quarterbacks coach for the Dallas Cowboys. LSU and Bowling Green are the only FBS teams with two quarterbacks on its roster who are the sons of former NFL starting quarterbacks. Bowling Green's roster features Matt McDonald (son of Paul McDonald) and Jayden George (son of Jeff George).

### Max Johnson as LSU's Starting Quarterback

**Sophomore QB Max Johnson is 3-1 as LSU's starting quarterback and has connected on 132-of-223 passes for 1,560 yards, 14 touchdowns and two interceptions. He started his first game in week nine of the 2020 season and led the Tigers to an improbable 37-34 win over No. 6 Florida in Gainesville. He then threw for 435 passing yards against Ole Miss to move to 2-0 as the starter. Johnson made history as the first LSU quarterback to throw three TD passes against Florida in the swamp and his 435 passing yards in the win over Ole Miss are the most-ever by a freshman quarterback.**

### Davis-Price Nearing 1,000 Yards on the Ground

Junior Tyrion Davis-Price is 191 yards away from 1,000 career yards on the ground. The Baton Rouge native is on track to be the 51st player in LSU history to rush for 1,000 yards in a career and the first since Clyde Edwards-Helaire in 2019. Davis-Price owns 809 yards on the ground and nine touchdowns.

### Forty-Seven Tigers Make Active Rosters to Start

Forty-seven former LSU Tigers, the third-most of any school in the nation, appeared on active NFL rosters to start the season. In all, 58 former Tigers earned a spot in the NFL as LSU had two players on injured reserve and another nine on practice squads. The 58 former LSU players are the most on NFL rosters in one season in program history.

All seven of LSU's 2021 draft picks made an NFL roster as well as free agent fullback Tory Carter, who earned a roster spot with the Tennessee Titans. LSU players occupy roster spots on 26 of the 32 NFL franchises with the Cleveland Browns being the current home of the most former Tigers with five – Odell Beckham Jr., Grant Delpit, Jarvis Landry, Jacoby Phillips and Greedy Williams. There are four LSU players in Seattle, Cincinnati, and Tampa Bay. The only franchises currently without an LSU Tiger on its roster include Houston, Green Bay, New York Giants, New York Jets, Chicago Bears and the Indianapolis Colts. Of the 58 former LSU players in the NFL, 40 played for Ed Orgeron.

## TIGER TRENDS

	2021	Orgeron	Streak
August	0-0	1-0	W1
September	1-1	12-4	W1
October	0-0	14-3	L1
November	0-0	12-6	L1
December-January	0-0	7-2	W2
<b>LSU's Conference Record...</b>			
at home	0-0	14-5	W1
on the road	0-0	14-8	L1
<b>LSU's Non-Conference Record...</b>			
at home	1-0	10-1	W7
on the road	0-1	1-1	L1
neutral	0-0	6-1	W4
<b>LSU vs. Ranked Opponents...</b>			
at home	0-0	6-4	L1
on the road	0-0	7-4	W1
neutral	0-0	6-1	W5
<b>LSU's Record in Games...</b>			
decided by 7 pts or less	0-0	10-4	W3
decided by 3 pts or less	0-0	5-2	W4
Away/neutral during day	0-0	8-4	L2
Away/neutral at night	0-1	13-5	L3
Home during day	0-0	5-2	L1
Home at night	1-0	18-4	W2
<b>LSU's Record When Scoring...</b>			
less than 20 points	0-0	1-10	L4
20+ points	0-1	38-5	L1
30+ points	1-0	41-3	W4
<b>LSU's Record When Allowing...</b>			
14 or fewer points	0-0	18-1	W17
24 or fewer points	0-0	31-6	L1
25+ points	0-1	12-9	L1
<b>LSU's Record When...</b>			
Leading after the 1st qtr	1-0	35-2	W19
Trailing after the 1st qtr	0-0	7-6	L2
Tied after the 1st qtr	0-1	4-6	L1
Leading at halftime	1-0	39-1	W37
Trailing at halftime	0-1	2-12	L8
Tied at halftime	0-0	5-2	L1
Leading after the 3rd qtr	1-0	42-2	W3
Trailing after the 3rd qtr	0-1	4-11	L1
Tied after the 3rd qtr	0-0	0-1	L1
<b>LSU's Record With...</b>			
less than 300 yds total off.	0-0	3-4	L2
300+ yards total offense	1-1	42-11	W1
400+ yards total offense	0-0	35-5	W3
500+ yards total offense	0-0	23-0	W24
600+ yards total offense	0-0	7-0	W21
less than 100 yards rush	0-1	1-8	L6
100+ yards rushing	1-0	45-7	W21
150+ yards rushing	0-0	36-6	W14
200+ yards rushing	0-0	18-2	W5
250+ yards rushing	0-0	11-0	W15
less than 200 yards pass	1-0	9-5	W2
200+ yards passing	0-0	35-9	W1
300+ yards passing	0-1	19-4	L3
350+ yards passing	0-0	14-1	L1
400+ yards passing	0-0	9-1	W1
<b>LSU's Record When Allowing...</b>			
less than 200 total yards	1-0	6-0	W22
less than 300 total yards	0-0	20-3	L1
less than 400 total yards	0-0	33-5	W15
400+ yards total offense	0-1	10-8	L1
less than 100 yards rush	1-0	20-1	W1
100+ yards rush	0-1	23-14	L1
less than 200 yards pass	1-0	22-6	W1
less than 300 yards pass	0-1	35-8	L1
300+ yards pass	0-0	7-4	W1

## HONORS/AWARDS

### Keyshon Boutte:

- Preseason All-SEC
- Maxwell Award
- BiletNikoff Award

### Damone Clark:

- Butkus Award
- Wuerffel Trophy

### Ali Gaye

- Preseason All-SEC

### Austin Deculus

- Preseason All-SEC

### Ed Ingram:

- Preseason All-SEC
- Outland Trophy

### Elias Ricks:

- Preseason All-SEC
- Chuck Bednarik Award
- Jim Thorpe Award
- Bronko Nagursky Trophy

### Liam Shanahan:

- Rimington Award

### Derek Stingley Jr.:

- Preseason All-America
- Preseason All-SEC
- Chuck Bednarik Award
- Jim Thorpe Award
- Bronko Nagursky Trophy
- Paul Hornung Award
- Walter Camp

### Cade York:

- Preseason All-America
- Preseason All-SEC
- Lou Groza Award

### Stingley to Wear No. 7

LSU's two-time All-America cornerback Derek Stingley Jr. will wear No. 7 for the Tigers in 2021. A relatively new tradition at LSU, the No. 7 jersey has become associated with a player who is a dynamic play maker while also displaying all of the qualities necessary to build championship teams around. Some past wearers of the No. 7 jersey for LSU include cornerback Patrick Peterson, defensive back Tyrann Mathieu, running back Leonard Fournette and wide receiver DJ Chark.

In two years with the Tigers, Stingley has made his mark as the nation's top cover cornerback. A player with elite ball skills and coverage ability, Stingley has appeared in 22 games for the Tigers, registering 65 tackles, 3.5 tackles for loss and six interceptions. He's also recorded 26 pass breakups, recovered two fumbles and forced another.

### Tigers Present No. 18 Jerseys for 2021

Senior kickoff specialist Avery Atkins joined senior linebacker Damone Clark in wearing the coveted No. 18 in 2021. Atkins was presented with the number by Ed Orgeron on Wednesday, Sept. 1 in Houston during the team meeting. Atkins, who owns every LSU kickoff record, joined the Tigers in 2018 as a walk on and was eventually awarded a scholarship. Clark, a native of Baton Rouge and a product of Southern Lab, has played in 38 games with eight starts during his career.

Atkins and Clark are a part of an elite group of No. 18s at LSU, a tradition that was born in 2003 when quarterback Matt Mauck led the Tigers to their first national title in football since 1958. Mauck's No. 18 became synonymous with success – both on and off the field – as well as a selfless attitude that has become the epitome of being an LSU football player.

Here is a look at the players to wear No. 18:

Years	Player	Position
2003	Matt Mauck	QB
2004-07	Jacob Hester	RB
2008-09	Richard Dickson	TE
2010	Richard Murphy	RB
2011	Brandon Taylor	S
2012	Bennie Logan	DT
2013	Lamin Barrow	LB
2014	Terrence Magee	RB
2015-16	Tre'Davious White	CB
2017	Christian LaCouture	DL
2017	John David Moore	FB/TE
2018	Foster Moreau	TE
2019	Lloyd Cushenberry III	C
2019	K'Lavon Chaisson	LB
2020	Chris Curry	RB
2020-21	Damone Clark	LB
2021	Avery Atkins	PK

### LSU's list of college graduates

Twelve Tigers will take the field in 2021 as college graduates. Eleven players graduated from LSU between August 2020-21. Cornerback Darren Evans transferred to LSU in the fall of 2020 after graduating from Nicholls with his degree in interdisciplinary studies.

Name	Graduation Date	Major
Neil Farrell Jr.	August 2021	Interdisciplinary Studies
Todd Harris Jr.	August 2021	Sport Administration
Cam Lewis	August 2021	Sport Administration
Glen Logan	August 2021	Interdisciplinary Studies
Avery Atkins	May 2021	Kinesiology
Myles Brennan	May 2021	Sport Administration
Ed Ingram	May 2021	Sport Administration
Jared Small	May 2021	Sport Administration
Austin Deculus	December 2020	Sport Administration
Aaron Moffitt	December 2020	Sport Administration
Andre Anthony	August 2020	Sport Administration
Darren Evans	May 2020	Interdisciplinary Studies (Nicholls)

### Three Tigers Part of 2016 Signing Class

Andre Anthony, Cam Lewis and Glen Logan will take the field in 2021 as LSU graduates and sixth-year seniors. The trio were a part of the signing class that included NFL draft picks Lloyd Cushenberry III, Kristian Fulton, Rashard Lawrence, Stephen Sullivan, Devin White and Greedy Williams. All on the defensive side, the group has played alongside other NFL draft picks like Jamal Adams, Kendall Beckwith, K'Lavon Chaisson, Jabril Cox, Grant Delpit, Davon Godchaux, Donte Jackson, Arden Key, Jacob Phillips, Patrick Queen and Tre'Davious White. In five years the group has been a part of 47 wins, four bowl wins, and the 2019 SEC Championship and National Championship team.

### Six New Coaches Make Up Staff

LSU heads into 2021 with more than half of the staff being new to the program. Daronte Jones and Jake Peetz were named the defensive and offensive coordinators by head coach Ed Orgeron. Blake Baker (linebackers) and Andre Carter (defensive line) were added to the defensive side of the ball. DJ Mangas was appointed as the program's passing game coordinator. Mangas previously served as an analyst alongside Joe Brady on the historic 2019 team. Brad Davis was also appointed as the offensive line coach in June.

### Austin Deculus has a chance to set LSU record for most games played in a career

Deculus, who hails from Mamou, La., is a 2020 LSU graduate in sport administration and a member of the 2020 SEC Academic Honor Roll who is pursuing a master's degree in liberal arts. He enters his fourth



season as a starting offensive tackle for the Tigers, and he has appeared in 50 career games (35 starts). A powerful run blocker who also excels in pass protection, Deculus is seeking to become in 2021 the first player in LSU football history to appear in 60 career games.

### Offensive Line Owns Combined 94 Career Starts

LSU's offensive linemen Austin Deculus, Chasen Hines, Ed Ingram, Liam Shanahan, Charles Turner, Cam Wire, Anthony Bradford and Zavier Hill own a combined 94 career starts on the offensive line. Deculus leads the group with 35 career starts and 50 games played. Ingram is second on the list with 33 games played and 25 starts. Shanahan has 12 starts to his credit, followed by Hines (10), Turner (2), Bradford (2) and Hill (1). Bradford started for the first time of his career against UCLA and Hill made his first career start against McNeese.

### LSU Adds Three Transfers During Offseason

The Tigers added a trio of transfers during the offseason as linebacker Mike Jones Jr. (Clemson), safety Major Burns (Georgia) and defensive back Pig Cage (Nicholls) all joined the team. The trio of transfers joins starting center Liam Shanahan (Harvard) and cornerback Darren Evans (Nicholls) as LSU's five active transfers. All five have played with Shanahan owning 11 career starts and Burns starting at safety in the opener.

### Return Specialist Trey Palmer In Unique Company

Junior wide receiver Trey Palmer, who also doubles as a return specialist for the Tigers, added his name to an elite list when he returned a kickoff 93 yards for a touchdown last year against South Carolina. Palmer is one of only eight players in LSU history to return both a punt and kickoff for a touchdown in their career. As a freshman, Palmer returned a punt 54 yards for a TD against Northwestern State. Palmer joins a list that includes: 1959 Heisman Trophy winner Billy Cannon, Kevin Faulk, Eddie Kennison, Trindon Holliday, Kenny Konz, Sammy Grezaffi, and Pinky Rohm. A year ago, Palmer became the first LSU player since Eric Martin in 1981 vs. Kentucky to return a kickoff for a touchdown in Tiger Stadium.

### Cade York in the Record Books

Junior Cade York is one of the top kickers in the nation. A second-team all-America by the Associated Press and Football Writers Association of America a year ago, York is 2-for-2 on field goals in 2021 and 41-for-50 on his career. His career field goals (41) rank fifth in school history and he's the school-record holder for the most 50-yard field goals in a career (10). He ranks No. 4 in LSU history in total points scored by kicking with 251. York is 128-of-132 on point-after touchdowns, which ranks No. 4 in LSU history. He has now made 82-straight PATs, which also ranks fourth in school history.

### LSU Is 84-0 When Rushing For 100 Yards and Holding Opponents To Less Than 100 Yards

In the 209 games since 2005, LSU's success is easy to predict. Get to 100 yards rushing and LSU will more than likely win, as the Tigers are 154-22 when that happens. Hold the opponent to fewer than 100 yards and the Tigers are 87-6. An even more telling stat is that when LSU rushes for 100-plus yards and holds the opponents to fewer than 100 yards, the Tigers are 85-0.

The following is a look at LSU's rushing numbers and have the Tigers have fared in those games:

Year	LSU 100+	LSU 100-	Opp 100+	Opp 100-	LSU 100+/Opp 100-
2005	10-0	1-2	3-1	8-1	7-0
2006	10-0	1-2	5-0	6-2	6-0
2007	11-2	1-0	3-2	9-0	8-0
2008	8-3	0-2	2-5	6-0	6-0
2009	8-0	1-4	7-4	2-0	2-0
2010	11-2	0-0	7-1	5-0	5-0
2011	13-0	0-1	4-1	9-0	9-0
2012	9-1	1-2	4-2	6-1	6-0
2013	10-1	0-2	6-3	4-0	4-0
2014	8-3	0-2	4-4	4-1	4-0
2015	9-1	0-2	3-3	6-0	6-0
2016	8-3	0-1	3-4	5-0	5-0
2017	9-4	0-0	4-4	5-0	5-0
2018	10-2	0-1	5-3	5-0	5-0
2019	14-0	1-0	9-0	6-0	6-0
2020	5-0	0-5	4-4	0-1	0-0
2021	1-0	0-1	0-1	1-0	1-0
<b>Totals</b>	<b>154-22</b>	<b>6-26</b>	<b>73-41</b>	<b>87-6</b>	<b>85-0</b>

### LSU Among Nation's Top Teams Since 2000

With 205 wins over the last 21 seasons, LSU owns the fifth-most wins in the nation since 2000. The Fighting Tigers own a record of 205-65 over that span and are one of seven teams with more than 200 wins.

1.	Oklahoma	228-51
2.	Ohio State	227-43
3.	Boise State	225-45
4.	Alabama	217-63
5.	Georgia	207-68
6.	Clemson	206-72
7.	LSU	206-65
8.	USC	194-72
9.	Wisconsin	192-81
10.	Oregon	192-73

### Day Game or Night Game Makes No Difference for LSU

LSU's tradition of night games in Tiger Stadium is like none other in college football. But, LSU's recent success in day games in Tiger Stadium has made playing afternoon games in Death Valley more appealing. LSU has won 19 of its last 21 day games in Tiger Stadium, a stretch that goes back to a 16-14 victory over

## ORGERON'S CAREER DRAFT PICKS

MIAMI					
Bill Hawkins	DE	1989	1	21	Rams
Eric Smith	DE	1989	12	19	Giants
Cortez Kennedy	DT	1990	1	3	Seahawks
Jimmie Jones	DT	1990	3	11	Cowboys
Willis Peguese	DE	1990	3	19	Oilers
Greg Mark	DE	1990	3	26	Giants
Russell Maryland	DT	1991	1	1	Cowboys
Shane Curry	DT	1991	2	13	Colts
Anthony Hamlet	DE	1992	10	11	Seahawks
Darren Krein	DE	1994	5	19	Chargers
SYRACUSE					
Antonio Anderson	DT	1997	4	5	Dallas
Eric Downing	DT	2001	3	13	Kansas City
USC					
Ennis Davis	DT	2001	7	21	Saints
Kenechi Udezue	DE	2004	1	20	Vikings
Mike Patterson	DT	2005	1	31	Eagles
Shaun Cody	DT	2005	2	5	Lions
Frostee Rucker	DE	2006	3	27	Bengals
LaJuan Ramsey	DT	2006	6	35	Eagles
OLE MISS					
Tre' Stallings	OG	2006	6	186	Chiefs
Patrick Willis	LB	2007	1	11	49ers
Trumaine McBride	CB	2007	7	221	Bears
Michael Oher	OT	2009	1	23	Ravens
Peria Jerry	DT	2009	1	24	Falcons
Mike Wallace	WR	2009	3	84	Steelers
Jamarca Sanford	DB	2009	7	221	Vikings
Dexter McCluster	RB	2010	2	36	Chiefs
John Jerry	OT	2010	3	73	Dolphins
Kendrick Lewis	S	2010	5	136	Chiefs
Greg Hardy	DE	2010	6	175	Panthers
Jerrell Powe	DT	2011	6	199	Chiefs
TENNESSEE					
Dan Williams	DT	2010	1	26	Cardinals
Jurrell Casey	DT	2011	3	77	Titans
USC					
Nick Perry	DE	2012	1	28	Packers
T.J. McDonald	S	2013	3	71	Rams
Marqis Lee	WR	2014	2	39	Jaguars
Marcus Martin	C	2014	3	39	49ers
Devon Kennard	LB	2014	5	174	Giants
Leonard Williams	DE	2015	1	6	Jets
Nelson Agholor	WR	2015	1	20	Eagles
Josh Shaw	CB	2015	4	120	Bengals
Javorius Allen	RB	2015	4	125	Ravens
Hayes Pullard	TE	2015	6	198	Browns
Randall Telfer	LB	2015	7	219	Browns
Su'a Cravens	LB	2016	2	53	Redskin
Max Tuerk	C	2016	3	66	Chargers
Cody Kessler	QB	2016	3	93	Browns
Kevon Seymour	CB	2016	6	218	Bills
Zach Banner	OG	2017	4	137	Colts
Leon McQuay	S	2017	6	218	Chiefs
LSU					
Leonard Fournette	RB	2017	1	4	Jaguars
Jamal Adams	DB	2017	1	6	Jets
Tre'Davious White	DB	2017	1	27	Bills
Ethan Pocic	C	2017	2	58	Seahawks
Duke Riley	LB	2017	3	75	Falcons
Kendell Beckwith	LB	2017	3	107	Buccaneers
Davon Godchaux	DT	2017	5	178	Dolphins
Malachi Dupre	WR	2017	7	247	Packers
Donte Jackson	DB	2018	2	55	Panthers
Derrius Guice	RB	2018	2	59	Redskins
DJ Chark	WR	2018	2	61	Jaguars
Arden Key	DE	2018	3	87	Raiders
Russell Gage	WR	2018	6	194	Falcons
Danny Etling	QB	2018	7	219	Patriots
Will Clapp	C	2018	7	245	Saints
Devin White	LB	2019	1	5	Buccaneers
Greedy Williams	DB	2019	2	46	Browns
Foster Moreau	TE	2019	4	137	Raiders
Joe Burrow	QB	2020	1	1	Bengals
K'Lavon Chaisson	OLB	2020	1	20	Jaguars
Justin Jefferson	WR	2020	1	22	Vikings
Patrick Queen	ILB	2020	1	28	Ravens
Clyde Edwards-Helaire	RB	2020	1	32	Chiefs
Grant Delpit	S	2020	2	44	Browns
Kristian Fulton	CB	2020	2	61	Titans
Damien Lewis	OG	2020	3	69	Seahawks
Lloyd Cushenberry	C	2020	3	83	Broncos
Jacob Phillips	ILB	2020	3	97	Browns
Sadiq Charles	OT	2020	4	108	Redskins
Rashard Lawrence	DT	2020	4	131	Cardinals
Blake Ferguson	LS	2020	6	185	Dolphins
Stephen Sullivan	TE	2020	7	251	Seahawks
Ja'Marr Chase	WR	2021	1	5	Bengals
Terrace Marshall Jr.	WR	2021	2	59	Panthers
Jabril Cox	LB	2021	4	115	Cowboys
Tyler Shelvin	DT	2021	4	122	Bengals
Racey McMath	WR	2021	6	205	Titans
JaCoby Stevens	S	2021	6	224	Eagles
Kary Vincent Jr.	CB	2021	7	237	Broncos

Tennessee on Oct. 2, 2010. Of LSU's 19 wins during this current stretch, 10 have come against Top 25 teams and 18 were over SEC opponents. Since 2000, LSU is 123-21 overall at home, which includes a 94-14 mark at night in Tiger Stadium and a 30-8 record during the day. From 1960-99, LSU posted a 12-19-3 mark in day games in Tiger Stadium.

The following is a breakdown of LSU's night record, day record and overall record in Tiger Stadium since 1960:

Decade	Record at Night	Record during the day	Overall Tiger Stadium Record
1960-69	44-9-2	4-2-1	53-7-1
1970-79	51-12-1	1-2	52-14-1
1980-89	38-16-1	3-5-2	41-21-3
1990-99	31-19	4-10	35-29
2000-09	49-5	11-6	60-11
2010-19	43-7	18-1	60-9
2020-21	1-1	1-1	2-2
<b>Totals</b>	<b>263-65-2</b>	<b>42-27-3</b>	<b>305-92-5</b>

#### Brennan Out with Left Arm Injury

Prior to the start of fall camp on Aug. 2 head coach Ed Orgeron announced that LSU quarterback Myles Brennan suffered a left arm injury that required surgery. Brennan, who started LSU's first three games last year before being injured, could return at some point in 2021. For his career, Brennan has completed 121-of-201 passes for 1,712 yards, 13 touchdowns and six interceptions.

#### Seven Named to Preseason All-SEC Teams

CB Derek Stingley Jr., PK Cade York, WR Kayshon Boutte, DL Ali Gaye, OL Ed Ingram, CB Eli Ricks and OL Austin Deculus were named to the media and coaches All-SEC preseason teams over the summer. Stingley Jr. appeared on every defensive and top player award watch lists.

#### Faulk, James Named to College Football HOF Ballot

Kevin Faulk and Bradie James, two of the most decorated players in LSU football history, are among 78 players and seven coaches from the Football Bowl Subdivision included on the 2022 College Football Hall of Fame ballot. One of the all-time LSU greats and a member of the Louisiana Sports, LSU Athletic and New England Patriots Halls of Fame, Faulk helped lead the Tigers to three bowl appearances from 1995-97. He earned first team Associated Press All-America honors as an all-purpose back in 1996. James, who graduated from LSU in 2003 with a degree in sociology, was a first team All-America selection as a senior in 2002. A two-time All-SEC linebacker in 2001 and 2002, James holds LSU's single-season record for tackles in a season with 154.

Faulk and James are looking to join an elite list of LSU Tigers in the College Football Hall of Fame. Former Tigers in the College Football Hall of Fame include: Gus Tinsley, Ken Kavanaugh Sr., Abe Mickal, Doc Fenton, Tommy Casanova, Billy Cannon, Jerry Stovall, Charles Alexander, Bert Jones, and Glenn Dorsey. Former LSU coaches in the College Football Hall of Fame are Dana Bible, Mike Donahue, Biff Jones, Bernie Moore and Charles McClendon.

#### Faneca Enshrined into Pro Football HOF

Former LSU All-America offensive lineman Alan Faneca was formally enshrined into the Pro Football Hall of Fame in August. Faneca was one of eight inductees in the Class of 2021, which also included Louisiana native Peyton Manning, Tom Flores, Calvin Johnson, John Lynch, Bill Nunn, Drew Pearson and Charles Woodson. Faneca became the sixth former LSU player elected to the Pro Football Hall of Fame joining Kevin Mawae, Johnny Robinson, Jimmy Taylor, Y.A. Tittle, and Steve Van Buren.

Faneca, who started as an offensive lineman for the Tigers in the 1990s, played 13 years in the NFL, 10 with the Steelers (1998-2007), two with the New York jets (2008-09) and one with the Arizona Cardinals (2010). At LSU, Faneca was a three-year starter for the Tigers from 1995-97, earning first team All-SEC honors twice as well as winning the Jacobs Blocking Trophy in 1997, which given to the top lineman in the SEC. Faneca was one of three finalists for the Outland Trophy in 1997 and was a consensus All-America that year.

## #NFLSU

#### Active NFL Rosters

Jamal Adams	S	SEA
Kwon Alexander	LB	NO
Odell Beckham Jr.	WR	CLE
Michael Brockers	DT	DET
Joe Burrow	QB	CIN
K'Lavon Chaisson	OLB	JAX
DJ Chark	WR	JAX
Saahdiq Charles	OT	WAS
Ja'Marr Chase	WR	CIN
La'el Collins	OT	DAL
Jabril Cox	LB	DAL
Lloyd Cushenberry	C	DEN
Grant Delpit	S	CLE
Clyde Edwards-Helaire	RB	KC
Blake Ferguson	LS	MIA
Reid Ferguson	LS	BUF
Leonard Fournette	RB	TAM
Kristian Fulton	CB	TEN
Russell Gage	WR	ATL
Davon Godchaux	DT	NE
Danielle Hunter	DE	MIN
Donte Jackson	CB	CAR
Justin Jefferson	WR	MIN
Deion Jones	LB	ATL
Arden Key	DE	SF
Jarvis Landry	WR	CLE
Rashard Lawrence	DT	ARI
Damien Lewis	OG	SEA
Terrace Marshall Jr.	WR	CAR
Tyrann Mathieu	DB	KC
Racey McMath	WR	TEN
Jalen Mills	FS	NE
Kevin Minter	LB	TAM
Foster Moreau	TE	LV
Patrick Peterson	CB/RS	MIN
Ethan Pocic	C	SEA
Patrick Queen	LB	BAL
Duke Riley	LB	PHI
Tyler Shelvin	DT	CIN
Trai Turner	OG	PIT
Kary Vincent Jr.	DB	DEN
Devin White	LB	TAM
Tre'Davious White	CB	BUF
Andrew Whitworth	OT	LAR
Darrel Williams	RB	KC
Greedy Williams	CB	CLE
Al Woods	DT	SEA

#### Injured Reserve

Will Clapp	C	NO
Jacob Phillips	LB	CLE

#### Practice Squad

Tashawn Bower	DE	NE
Tory Carter	FB	TEN
Breiden Fehoko	DT	LAC
Cyril Grayson	WR	TAM
Frank Herron	DL	CAR
Thaddeus Moss	TE	CIN
Badara Traore	OT	JAX
JaCoby Stevens	S	PHI
Stephen Sullivan	TE	CAR

# LSU TIGERS DEPTH CHART

## OFFENSE

<b>WR</b>	<b>1</b>	<b>Kayshon Boutte</b>	<b>6-0</b>	<b>190</b>	<b>So.-1L</b>
	16	Devonta Lee	6-2	215	Jr.-2L
-OR-	11	Brian Thomas Jr.	6-5	198	Fr.-HS
<b>WR</b>	<b>33</b>	<b>Trey Palmer</b>	<b>6-1</b>	<b>187</b>	<b>Jr.-2L</b>
	<b>2</b>	<b>Koy Moore</b>	<b>6-0</b>	<b>190</b>	<b>So.-1L</b>
-OR-	<b>13</b>	<b>Jontre Kirklin</b>	<b>5-11</b>	<b>186</b>	<b>Sr.-4L</b>
<b>LT</b>	<b>61</b>	<b>Cameron Wire</b>	<b>6-6</b>	<b>307</b>	<b>Jr.-1L</b>
	71	Xavier Hill	6-4	306	Fr.-RS
-OR-	72	Garrett Dellinger	6-5	303	Fr.-HS
<b>LG</b>	<b>70</b>	<b>Ed Ingram</b>	<b>6-4</b>	<b>320</b>	<b>Sr.-3L</b>
	77	Marlon Martinez	6-5	316	So.-1L
<b>C</b>	<b>56</b>	<b>Liam Shanahan</b>	<b>6-5</b>	<b>300</b>	<b>Sr.-1L</b>
	69	Charles Turner	6-6	284	So.-1L
	71	Xavier Hill	6-4	306	Fr.-RS
<b>RG</b>	<b>57</b>	<b>Chasen Hines</b>	<b>6-3</b>	<b>350</b>	<b>Sr.-3L</b>
-OR-	75	Anthony Bradford	6-5	365	So.-1L
	58	Kardell Thomas	6-4	339	So.-SQ
<b>RT</b>	<b>76</b>	<b>Austin Deculus</b>	<b>6-7</b>	<b>325</b>	<b>GR.-4L</b>
	69	Charles Turner	6-6	284	So.-1L
-OR-	74	Marcus Dumervil	6-6	289	Fr.-RS
<b>TE</b>	<b>87</b>	<b>Kole Taylor</b>	<b>6-7</b>	<b>247</b>	<b>So.-1L</b>
	80	Jack Bech	6-2	207	Fr.-HS
-OR-	30	Jack Mashburn	6-3	224	So.-1L
<b>RB</b>	<b>3</b>	<b>Tyrion Davis Price</b>	<b>6-1</b>	<b>223</b>	<b>Jr.-2L</b>
-OR-	<b>4</b>	<b>John Emery Jr.</b>	<b>6-0</b>	<b>215</b>	<b>Jr.-2L</b>
-OR-	21	Corey Kiner	5-10	213	Fr.-HS
-OR-	22	Armoni Goodwin	5-9	185	Fr.-HS
	27	Josh Williams	5-9	194	So.-1L
<b>QB</b>	<b>14</b>	<b>Max Johnson</b>	<b>6-5</b>	<b>218</b>	<b>So.-1L</b>
	5	Garrett Nussmeier	6-1	190	Fr.-HS
<b>WR</b>	<b>10</b>	<b>Jaray Jenkins</b>	<b>6-3</b>	<b>198</b>	<b>Jr.-2L</b>
	17	Chris Hilton	6-0	178	Fr.-HS
-OR-	8	Malik Nabers	6-1	188	Fr.-HS
-OR-	6	Deion Smith	6-3	198	Fr.-HS

## DEFENSE

<b>DE</b>	<b>11</b>	<b>Ali Gaye</b>	<b>6-6</b>	<b>250</b>	<b>Sr.-1L</b>
	53	Soni Fonua	6-4	258	Sr.-2L
-OR-	35	Savion Jones	6-6	242	Fr.-HS
-OR-	39	Phillip Webb	6-4	241	Fr.-RS
<b>DT</b>	94	Joseph Evans	6-1	306	So.-2L
	0	Maason Smith	6-6	292	Fr.-HS
-OR-	90	Jacobian Guillory	6-2	326	Fr.-RS
<b>DT</b>	<b>92</b>	<b>Neil Farrell</b>	<b>6-4</b>	<b>325</b>	<b>GR.-4L</b>
	99	Jaquelin Roy	6-4	297	So.-1L
<b>DE</b>	<b>3</b>	<b>Andre Anthony</b>	<b>6-4</b>	<b>251</b>	<b>GR.-3L</b>
	<b>8</b>	<b>BJ Ojulari</b>	<b>6-3</b>	<b>244</b>	<b>So.-1L</b>
<b>LB</b>	<b>18</b>	<b>Damone Clark</b>	<b>6-3</b>	<b>240</b>	<b>Sr.-3L</b>
	19	Mike Jones Jr.	6-2	234	So.-Tr.
<b>LB</b>	<b>23</b>	<b>Micah Baskerville</b>	<b>6-2</b>	<b>223</b>	<b>Sr.-3L</b>
	22	Navonteque Strong	6-2	230	So.-JC
<b>NICK</b>	<b>25</b>	<b>Cordale Flott</b>	<b>6-2</b>	<b>170</b>	<b>Jr.-2L</b>
	31	Cameron Lewis	6-1	195	Gr.-2L
-OR-	38	Pig Cage	5-11	198	Fr.-TR
<b>CB</b>	<b>7</b>	<b>Derek Stingley Jr.</b>	<b>6-1</b>	<b>195</b>	<b>Jr.-2L</b>
	24	Darren Evans	6-3	174	Sr.-1L
<b>FS</b>	<b>5</b>	<b>Jay Ward</b>	<b>6-1</b>	<b>180</b>	<b>Jr.-2L</b>
	21	Jordan Toles	6-2	203	So.-1L
	6	Derrick Davis Jr.	6-0	198	Fr.-HS
<b>SS</b>	28	Major Burns	6-3	178	Fr.-TR
	<b>4</b>	<b>Todd Harris Jr.</b>	<b>5-11</b>	<b>195</b>	<b>GR.-3L</b>
<b>CB</b>	<b>1</b>	<b>Eli Ricks</b>	<b>6-2</b>	<b>195</b>	<b>So.-1L</b>
	2	Dwight McGlothorn	6-2	186	So.-1L
	29	Raydarius Jones	6-2	171	So.-1L

## SPECIAL TEAMS

<b>PK</b>	<b>36</b>	<b>Cade York</b>	<b>6-2</b>	<b>206</b>	<b>Jr.-2L</b>
	43	Preston Stafford	6-0	171	Jr.-SQ
<b>KO</b>	<b>18</b>	<b>Avery Atkins</b>	<b>6-0</b>	<b>218</b>	<b>Sr.-3L</b>
	36	Cade York	6-2	206	Jr.-2L
<b>P</b>	18	Avery Atkins	6-0	218	Sr.-3L
-OR-	38	Peyton Todd	6-4	228	Fr.-HS

<b>LS</b>	<b>48</b>	<b>Quentin Skinner</b>	<b>6-0</b>	<b>241</b>	<b>So.-1L</b>
	47	Max Peterson	5-11	213	Fr.-RS
<b>HOLD</b>	18	Avery Atkins	6-0	218	Sr.-3L
<b>KOR</b>	33	Trey Palmer	6-1	187	Jr.-2L
	1	Kayshon Boutte	6-0	190	So.-1L
<b>PR</b>	<b>33</b>	<b>Trey Palmer</b>	<b>6-1</b>	<b>187</b>	<b>Jr.-2L</b>
	2	Koy Moore	6-0	190	So.-1L

**BOLD Indicates Returning Starter**

## ASSISTANT COACHES



### Blake Baker

Linebackers

**YEAR AT LSU:** First  
**BIRTHDATE:** July 10, 1982 in Houston, Texas  
**WIFE:** Roslyn  
**CHILDREN:** Anderson, Byron, Brady  
**HIGH SCHOOL:** Clear Lake High School  
**COLLEGE:** Tulane, 2008



### Mickey Joseph

Wide Receivers/Assistant Head Coach

**YEAR AT LSU:** Fourth  
**BIRTHDATE:** March 5, 1968, in New Orleans, La.  
**WIFE:** Priscilla  
**CHILDREN:** Jacob, Zachary, Makiyah, Maya, Malania  
**HIGH SCHOOL:** Archbishop Shaw HS  
**COLLEGE:** Nebraska, 1993



### Andre Carter

Defensive Line

**YEAR AT LSU:** First  
**BIRTHDATE:** May 12, 1979 in Capital Heights, Md.  
**WIFE:** Bethany  
**CHILDREN:** Aysa, Quincy  
**HIGH SCHOOL:** Oak Grove (San Jose, Calif.)  
**COLLEGE:** California, 2016



### DJ Mangas

Passing Game Coordinator

**YEAR AT LSU:** Second (1st as Passing Game Coordinator)  
**BIRTHDATE:** February 22, 1989 in Chantilly, Virginia  
**HIGH SCHOOL:** Paul IV High School  
**COLLEGE:** William & Mary, 2012



### Brad Davis

Offensive Line

**YEAR AT LSU:** First  
**BIRTHDATE:** February 17, 1980, in Baton Rouge, La.  
**WIFE:** Anecia  
**CHILDREN:** Bradley, Brayden  
**HIGH SCHOOL:** Belaire High School  
**COLLEGE:** Oklahoma, 2003



### Greg McMahon

Special Teams

**YEAR AT LSU:** Fourth  
**BIRTHDATE:** January 2, 1960, in Rantoul, Ill.  
**WIFE:** Linda  
**CHILDREN:** Drew, Lisa, Sam  
**HIGH SCHOOL:** Rantoul Township High School  
**COLLEGE:** Eastern Illinois, 1982



### Kevin Faulk

Running Backs

**YEAR AT LSU:** Fourth (Second as Running Backs)  
**BIRTHDATE:** June 5, 1976 in Lafayette, La.  
**WIFE:** LaTisha  
**CHILDREN:** Tanasha, Kevin III, Kevione  
**HIGH SCHOOL:** Carencro HS  
**COLLEGE:** LSU, 1999



### Jake Peetz

Offensive Coordinator

**YEAR AT LSU:** First  
**BIRTHDATE:** April 5, 1983 in O'Neill, Nebraska  
**WIFE:** Maggie  
**CHILDREN:** Gianna, Julia, John Robert, Emma, William, George  
**HIGH SCHOOL:** St. Mary's High School  
**COLLEGE:** Nebraska, 2005



### Daronte Jones

Defensive Coordinator

**YEAR AT LSU:** First  
**BIRTHDATE:** November 11, 1978 in Capital Heights, Md.  
**FIANCEE:** Jean Kuei  
**HIGH SCHOOL:** Bishop McNamara (Maryland)  
**COLLEGE:** Morgan State, 2001



### Corey Raymond

Cornerbacks/Recruiting Coordinator

**YEAR AT LSU:** Tenth  
**BIRTHDATE:** Sept. 28, 1969, in New Iberia, La.  
**CHILDREN:** Cody, Ariel, Christopher and Madison  
**HIGH SCHOOL:** New Iberia HS  
**COLLEGE:** LSU, 1993







## LSU'S 20-YARD PLAYS

### Play Breakdown

Pass.....	5
Rush.....	3
TOTAL.....	8

### BY GAME

at UCLA.....	3
vs. McNeese St.....	5
TOTAL.....	8

### BY QUARTER

1st.....	1
2nd.....	2
3rd.....	2
4th.....	3
Overtime.....	0

### RUSHING

Armoni Goodwin.....	1
Tyrion Davis-Price.....	1
Corey Kiner.....	1

### PASSING

Max Johnson.....	5
------------------	---

### RECEIVING

Kayshon Boutte.....	2
Trey Palmer.....	1
Jack Bech.....	1
Tyrion Davis-Price.....	1

### 20 OR MORE TOUCHDOWNS

Kayshon Boutte.....	2
Corey Kiner.....	1

### 20-Plus Yards Plays of 2021

Yards	Type	Player	Opp.	Qtr.
45	Pass	Kayshon Boutte from Max Johnson for a TD*	UCLA	4
44	Pass	Kayshon Boutte from Max Johnson for a TD*	UCLA	3
24	Pass	Jack Bech from Max Johnson for a first down	MCN	1
23	Rush	Tyrion Davis-Price for a TD*	MCN	4
21	Rush	Armoni Goodwin for a first down	MCN	1
21	Rush	Tyrion Davis-Price for a first down	MCN	2
21	Pass	Tyrion Davis-Price from Max Johnson for a first down	MCN	3
20	Pass	Trey Palmer from Max Johnson for a first down	UCLA	3

\*Denotes play resulted in touchdown.



## LSU TEAM GAME HIGHS

Rushes	36	vs. McNeese St. (Sept. 11, 2021)
Yards Rushing	126	vs. McNeese St. (Sept. 11, 2021)
Yards Per Rush	3.5	vs. McNeese St. (Sept. 11, 2021)
TD Rushes	1	vs. McNeese St. (Sept. 11, 2021)
Pass attempts	46	at UCLA (Sept. 4, 2021)
Pass completions	26	at UCLA (Sept. 4, 2021)
Yards Passing	330	at UCLA (Sept. 4, 2021)
Yards Per Pass	12.7	at UCLA (Sept. 4, 2021)
TD Passes	3	at UCLA (Sept. 4, 2021)
		vs. McNeese St. (Sept. 11, 2021)
Total Plays	73	vs. McNeese St. (Sept. 11, 2021)
Total Offense	378	at UCLA (Sept. 4, 2021)
Yards Per Play	5.3	at UCLA (Sept. 4, 2021)
Points	34	vs. McNeese St. (Sept. 11, 2021)
Sacks By	8	vs. McNeese St. (Sept. 11, 2021)
First Downs	27	at UCLA (Sept. 4, 2021)
Penalties	2	at UCLA (Sept. 4, 2021)
		vs. McNeese St. (Sept. 11, 2021)
Penalty Yards	25	vs. McNeese St. (Sept. 11, 2021)
Turnovers	1	at UCLA (Sept. 4, 2021)
Interceptions By	1	at UCLA (Sept. 4, 2021)
Punts	7	vs. McNeese St. (Sept. 11, 2021)
Punting Avg	40	at UCLA (Sept. 4, 2021)
Long Punt	47	at UCLA (Sept. 4, 2021)
		vs. McNeese St. (Sept. 11, 2021)
Punts inside 20	4	at UCLA (Sept. 4, 2021)
Long Punt Return	12	at UCLA (Sept. 4, 2021)

## LSU INDIVIDUAL GAME HIGHS

Rushes	13	Tyrion Davis Price at UCLA (Sept. 4, 2021)
Yards Rushing	56	Corey Kiner vs. McNeese St. (Sept. 11, 2021)
TD Rushes	1	Corey Kiner vs. McNeese St. (Sept. 11, 2021)
Long Rush	23	Corey Kiner vs. McNeese St. (Sept. 11, 2021)
Pass attempts	46	Max Johnson at UCLA (Sept. 4, 2021)
Pass completions	26	Max Johnson at UCLA (Sept. 4, 2021)
Yards Passing	330	Max Johnson at UCLA (Sept. 4, 2021)
TD Passes	3	Max Johnson at UCLA (Sept. 4, 2021)
		Max Johnson vs. McNeese St. (Sept. 11, 2021)
Long Pass	45	at UCLA (Sept. 4, 2021)
Receptions	9	Kayshon Boutte at UCLA (Sept. 4, 2021)
Yards Receiving	148	Kayshon Boutte at UCLA (Sept. 4, 2021)
TD Receptions	3	Kayshon Boutte at UCLA (Sept. 4, 2021)
Long Reception	45	Kayshon Boutte at UCLA (Sept. 4, 2021)
Field Goals	2	Cade York at UCLA (Sept. 4, 2021)
		Cade York at McNeese St. (Sept. 11, 2021)
Long Field Goal	56	Cade York vs. McNeese St. (Sept. 11, 2021)
Punts	7	Avery Atkins vs. McNeese St. (Sept. 11, 2021)
Punting Avg	40	Avery Atkins at UCLA (Sept. 4, 2021)
Long Punt	47	Avery Atkins at UCLA (Sept. 4, 2021)
		Avery Atkins vs. McNeese St. (Sept. 11, 2021)
Punts inside 20	4	Avery Atkins at UCLA (Sept. 4, 2021)
Long Punt Return	12	Trey Palmer at UCLA (Sept. 4, 2021)
Long Kickoff Return	23	Trey Palmer at UCLA (Sept. 4, 2021)
Tackles	13	Damone Clark at UCLA (Sept. 4, 2021)
Sacks	3.0	Maason Smith vs. McNeese St. (Sept. 11, 2021)
Tackles For Loss	3.5	Maason Smith vs. McNeese St. (Sept. 11, 2021)
Interceptions	1	Eli Ricks at UCLA (Sept. 4, 2021)

## OPPONENT TEAM GAME HIGHS

Rushes	48	at UCLA (Sept. 4, 2021)
Yards Rushing	215	at UCLA (Sept. 4, 2021)
Yards Per Rush	4.5	at UCLA (Sept. 4, 2021)
TD Rushes	2	at UCLA (Sept. 4, 2021)
Pass attempts	20	vs. McNeese St. (Sept. 11, 2021)
Pass completions	10	vs. McNeese St. (Sept. 11, 2021)
Yards Passing	260	at UCLA (Sept. 4, 2021)
Yards Per Pass	28.9	at UCLA (Sept. 4, 2021)
TD Passes	3	at UCLA (Sept. 4, 2021)
Total Plays	64	at UCLA (Sept. 4, 2021)
Total Offense	475	at UCLA (Sept. 4, 2021)
Yards Per Play	7.4	at UCLA (Sept. 4, 2021)
Points	38	at UCLA (Sept. 4, 2021)
Sacks By	3	vs. McNeese St. (Sept. 11, 2021)
First Downs	19	at UCLA (Sept. 4, 2021)
Penalties	8	at UCLA (Sept. 4, 2021)
Penalty Yards	70	at UCLA (Sept. 4, 2021)
Turnovers	1	at UCLA (Sept. 4, 2021)
		vs. McNeese St. (Sept. 11, 2021)
Interceptions By	1	at UCLA (Sept. 4, 2021)
Punts	12	vs. McNeese St. (Sept. 11, 2021)
Punting Avg	44.3	at UCLA (Sept. 4, 2021)
Long Punt	53	at UCLA (Sept. 4, 2021)
Punts inside 20	2	vs. McNeese St. (Sept. 11, 2021)
Long Punt Return	20	vs. McNeese St. (Sept. 11, 2021)

## OPPONENT INDIVIDUAL GAME HIGHS

Rushes	17	Brittain Brown at UCLA (Sept. 4, 2021)
Yards Rushing	117	Zach Charbonnet at UCLA (Sept. 4, 2021)
TD Rushes	1	Zach Charbonnet at UCLA (Sept. 4, 2021)
		Brittain Brown at UCLA (Sept. 4, 2021)
Long Rush	43	Zach Charbonnet at UCLA (Sept. 4, 2021)
Pass attempts	20	Cody Orgeron vs. McNeese St. (Sept. 4, 2021)
Pass completions	10	Cody Orgeron vs. McNeese St. (Sept. 4, 2021)
Yards Passing	260	D. Thompson-Robinson at UCLA (Sept. 4, 2021)
TD Passes	3	D. Thompson-Robinson at UCLA (Sept. 4, 2021)
Long Pass	75	D. Thompson-Robinson at UCLA (Sept. 4, 2021)
Receptions	3	Greg Dulcich at UCLA (Sept. 4, 2021)
Yards Receiving	117	Greg Dulcich at UCLA (Sept. 4, 2021)
TD Receptions	1	Greg Dulcich at UCLA (Sept. 4, 2021)
		Kyle Philips at UCLA (Sept. 4, 2021)
		Chase Cota at UCLA (Sept. 4, 2021)
		Carlo Williams vs. McNeese St. (Sept. 11, 2021)
Long Reception	75	Greg Dulcich at UCLA (Sept. 4, 2021)
Field Goals	1	Nicholas Barr-Mira at UCLA (Sept. 4, 2021)
Long Field Goal	43	Nicholas Barr-Mira at UCLA (Sept. 4, 2021)
Punts	10	Callum Eddings vs. McNeese St. (Sept. 4, 2021)
Punting Avg	44.3	Luke Akers at UCLA (Sept. 4, 2021)
Long Punt	53	Luke Akers at UCLA (Sept. 4, 2021)
Punts inside 20	2	Callum Eddings vs. McNeese St. (Sept. 4, 2021)
Long Punt Return	20	Mason Pierce vs. McNeese St. (Sept. 4, 2021)
Long Kickoff Return	27	Kazmeir Allen at UCLA (Sept. 4, 2021)
Tackles	10	Kordell Williams vs. McNeese St. (Sept. 4, 2021)
Sacks	1	Mitchell Agude at UCLA (Sept. 4, 2021)
		Bo Calvert at UCLA (Sept. 4, 2021)
		Joey McNeely vs. McNeese St. (Sept. 11, 2021)
		Earenest Grayson vs. McNeese St. (Sept. 11, 2021)
		Leon Young vs. McNeese St. (Sept. 11, 2021)
Tackles For Loss	1.0	Mitchell Agude at UCLA (Sept. 4, 2021)
		Qwuantrez Knight at UCLA (Sept. 4, 2021)
		Bo Calvert at UCLA (Sept. 4, 2021)
		Otito Ogbonnia at UCLA (Sept. 4, 2021)
		Darius Daniels vs. McNeese St. (Sept. 11, 2021)
		Joey McNeely vs. McNeese St. (Sept. 11, 2021)
		Earenest Grayson vs. McNeese St. (Sept. 11, 2021)
		Leon Young vs. McNeese St. (Sept. 11, 2021)
Interceptions	1	Caleb Johnson at UCLA (Sept. 4, 2021)

## DRIVE SUPERLATIVES

Longest Drive		LSU	Opponents
No. of Plays	12 at UCLA (9/4/2021) results in a FG		9 vs. McNeese St. (9/11/2021) results in a Punt
By No. of Yards	75 at UCLA (9/4/2021) results in a TD		81 at UCLA (9/4/2021) results in a TD
By Time of Possession	5:33 vs. McNeese St. (9/11/2021) results in a TD		4:34 at UCLA (9/4/2021) results in a TD
			4:34 vs. McNeese St. (9/11/2021) results in a Punt
Shortest Drive		LSU	Opponents
By No. of Plays	3 at UCLA (9/4/2021), vs. McNeese St. (9/11/2021)		1 at UCLA (9/4/2021) results in a TD
By No. of Yards	-3 vs. McNeese St. (9/11/2021) results in End of Game		1 vs. McNeese St (9/11/2021) results in End of Half
By Time of Possession	0:27 vs. McNeese St. (9/11/2021) results in a Punt		-6 vs. McNeese St. (9/11/2021) results in a Punt
			0:10 vs. McNeese St. (9/11/2021) results in End of Half

## SCORING DRIVE BREAKDOWN

Yardage	LSU		Opponent	
	TD	FG	TD	FG
No. Drive	-	-	-	-
Neg. Yards	-	-	-	-
0-9	-	-	-	-
10-19	-	2	1	-
20-29	1	-	-	-
30-39	-	1	-	-
40-49	1	-	-	-
50-59	1	-	-	1
60-69	2	1	-	-
70-79	2	-	4	-
80-89	-	-	1	-
90-99	-	-	-	-
<b>TOTALS</b>	<b>3</b>	<b>2</b>	<b>4</b>	<b>1</b>

## GAME-OPENING DRIVES

	LSU			Opponent		
	PTS	1STS	YDS	PTS	1STS	YDS
at UCLA	0	2	35	0	1	28
vs. McNeese	7	2	62	0	0	6
vs. Central Michigan	-	-	-	-	-	-
at Mississippi State	-	-	-	-	-	-
vs. Auburn	-	-	-	-	-	-
at Kentucky	-	-	-	-	-	-
vs. Florida	-	-	-	-	-	-
at Ole Miss	-	-	-	-	-	-
at Alabama	-	-	-	-	-	-
vs. ULM	-	-	-	-	-	-
vs. Arkansas	-	-	-	-	-	-
vs. Texas A&M	-	-	-	-	-	-
<b>TOTALS</b>	<b>7</b>	<b>4</b>	<b>97</b>	<b>0</b>	<b>1</b>	<b>34</b>

## THREE AND OUTS

	LSU		Opponent	
	THREE AND OUTS/DRIVES	THREE AND OUTS/DRIVES	THREE AND OUTS/DRIVES	THREE AND OUTS/DRIVES
at UCLA	3/12		2/13	
vs. McNeese	4/15		8/15	
vs. Central Michigan	--		--	
at Mississippi State	--		--	
vs. Auburn	--		--	
at Kentucky	--		--	
vs. Florida	--		--	
at Ole Miss	--		--	
at Alabama	--		--	
vs. ULM	--		--	
vs. Arkansas	--		--	
vs. Texas A&M	--		--	
<b>TOTALS</b>	<b>7/27</b>		<b>10/28</b>	

## SECOND-HALF OPENING DRIVES

	LSU			Opponent		
	PTS	1STS	YDS	PTS	1STS	YDS
at UCLA	0	2	24	7	1	17
vs. McNeese	0	0	7	0	2	33
vs. Central Michigan	-	-	-	-	-	-
at Mississippi State	-	-	-	-	-	-
vs. Auburn	-	-	-	-	-	-
at Kentucky	-	-	-	-	-	-
vs. Florida	-	-	-	-	-	-
at Ole Miss	-	-	-	-	-	-
at Alabama	-	-	-	-	-	-
vs. ULM	-	-	-	-	-	-
vs. Arkansas	-	-	-	-	-	-
vs. Texas A&M	-	-	-	-	-	-
<b>TOTALS</b>	<b>0</b>	<b>2</b>	<b>31</b>	<b>7</b>	<b>3</b>	<b>50</b>

**LSU DRIVE CHARTS**

<b>UCLA</b>					
<b>QTR</b>	<b>TIME</b>	<b>START</b>	<b>PL-YDS</b>	<b>TOP</b>	<b>RESULT</b>
1	12:14	LSU 9	6-35	3:18	Punt
1	7:19	LSU 28	9-15	4:07	Punt
1	0:10	LSU 37	8-63	2:36	TD
2	12:20	LSU 25	3- -1	1:00	Punt
2	9:49	LSU 25	6-36	2:42	Punt
2	4:44	UCLA 33	5-26	0:51	FG
2	1:52	LSU 31	3-2	1:02	Punt
3	15:00	LSU 25	7-24	3:25	INT
3	10:52	LSU 25	4-75	1:56	TD
3	6:38	LSU 25	12-60	5:31	FG
4	12:28	LSU 30	3-5	1:23	Punt
4	6:25	LSU 27	7-73	2:17	TD

<b>MCNEESE</b>					
<b>QTR</b>	<b>TIME</b>	<b>START</b>	<b>PL-YDS</b>	<b>TOP</b>	<b>RESULT</b>
1	13:49	LSU 38	10-62	5:33	TD
1	3:42	LSU 20	6-24	2:22	Downs
2	15:00	LSU 13	3-5	0:14	Punt
2	14:07	LSU 16	6-27	3:11	Punt
2	7:42	MCN 28	3-28	0:44	TD
2	5:35	LSU 44	9-19	3:54	FG
2	0:37	LSU 37	3-6	0:27	Punt
3	14:57	LSU 26	3-7	1:21	Punt
3	9:55	LSU 20	4-28	1:57	Punt
3	4:38	MCN 49	7-49	1:51	TD
3	0:52	MCN 50	7-12	0:57	FG
4	11:55	LSU 34	3-5	1:27	Punt
4	8:42	LSU 50	3-50	1:05	TD
4	4:30	LSU 25	6-12	2:02	Punt
4	1:22	LSU 27	2- -3	1:22	End

**OPPONENT DRIVE CHARTS**

<b>UCLA</b>					
<b>QTR</b>	<b>TIME</b>	<b>START</b>	<b>PL-YDS</b>	<b>TOP</b>	<b>RESULT</b>
1	14:53	UCLA 26	6-28	2:39	Punt
1	8:56	UCLA 18	3-8	1:37	Punt
1	3:12	UCLA 9	5-15	3:02	Punt
2	12:34	UCLA 25	1-75	0:14	TD
2	11:20	UCLA 29	6-71	1:31	TD
2	7:07	UCLA 6	5-11	2:23	INT
2	3:53	UCLA 25	3-7	2:01	Punt
2	0:50	UCLA 30	2- -1	0:50	Half
3	11:35	LSU 17	3-17	0:43	TD
3	8:56	UCLA 25	6-50	2:18	FG
3	0:59	UCLA 27	8-73	3:51	TD
4	11:05	UCLA 19	8-81	4:34	TD
4	4:07	LSU 42	8-16	4:07	End

<b>MCNEESE</b>					
<b>QTR</b>	<b>TIME</b>	<b>START</b>	<b>PL-YDS</b>	<b>TOP</b>	<b>RESULT</b>
1	15:00	MCN 25	3-6	1:11	Punt
1	8:16	MCN 25	9-25	4:34	Punt
1	1:20	LSU 44	3-2	1:20	Punt
2	14:46	MCN 48	3-2	0:39	Punt
2	10:56	MCN 16	6-12	3:14	Fumble
2	6:58	MCN 25	3-2	1:23	Punt
2	1:41	MCN 25	3-1	1:04	Punt
2	0:10	MCN 12	1-3	0:10	Half
3	13:36	MCN 20	6-33	3:41	Punt
3	7:58	MCN 18	6-3	3:20	Punt
3	2:39	MCN 22	3- -6	1:47	Punt
4	14:55	MCN 25	5-14	3:00	Punt
4	10:28	MCN 25	3- -5	1:46	Punt
4	7:32	MCN 21	5-79	3:02	TD
4	2:28	MCN 46	3- -4	1:06	Punt

## TURNOVERS

Opponent	Forced by LSU					Forced By Opponent			
	Fum	Int	Tot	Pts Off	Margin	Fum	Int	Tot	Pts Off
at UCLA	0	1	1	6	-	2	1	3	7
vs. McNeese	1	0	1	7	-	0	0	0	0
vs. Central Michigan	-	-	-	-	-	-	-	-	-
at Mississippi State	-	-	-	-	-	-	-	-	-
vs. Auburn	-	-	-	-	-	-	-	-	-
at Kentucky	-	-	-	-	-	-	-	-	-
vs. Florida	-	-	-	-	-	-	-	-	-
at Ole Miss	-	-	-	-	-	-	-	-	-
at Alabama	-	-	-	-	-	-	-	-	-
vs. ULM	-	-	-	-	-	-	-	-	-
vs. Arkansas	-	-	-	-	-	-	-	-	-
vs. Texas A&M	-	-	-	-	-	-	-	-	-
<b>TOTALS</b>	<b>1</b>	<b>1</b>	<b>2</b>	<b>13</b>	<b>-</b>	<b>2</b>	<b>1</b>	<b>3</b>	<b>7</b>

## LSU BIG PLAYS

Opponent	Rushing				Passing				Special Teams	
	10-19	20-29	30-39	40+	20-29	30-39	40-49	50+	Block	Ret. TD
at UCLA	1	0	0	0	1	0	2	0	0	0
vs. McNeese	2	3	0	0	2	0	0	0	0	0
vs. Central Michigan	-	-	-	-	-	-	-	-	-	-
at Mississippi State	-	-	-	-	-	-	-	-	-	-
vs. Auburn	-	-	-	-	-	-	-	-	-	-
at Kentucky	-	-	-	-	-	-	-	-	-	-
vs. Florida	-	-	-	-	-	-	-	-	-	-
at Ole Miss	-	-	-	-	-	-	-	-	-	-
at Alabama	-	-	-	-	-	-	-	-	-	-
vs. ULM	-	-	-	-	-	-	-	-	-	-
vs. Arkansas	-	-	-	-	-	-	-	-	-	-
vs. Texas A&M	-	-	-	-	-	-	-	-	-	-
<b>TOTALS</b>	<b>1</b>	<b>3</b>	<b>0</b>	<b>0</b>	<b>3</b>	<b>0</b>	<b>2</b>	<b>0</b>	<b>0</b>	<b>0</b>

## OPPONENT BIG PLAYS

Opponent	Rushing				Passing				Special Teams	
	10-19	20-29	30-39	40+	20-29	30-39	40-49	50+	Block	Ret. TD
at UCLA	8	1	0	1	1	2	1	1	0	0
vs. McNeese	1	0	2	0	0	0	1	0	0	0
vs. Central Michigan	-	-	-	-	-	-	-	-	-	-
at Mississippi State	-	-	-	-	-	-	-	-	-	-
vs. Auburn	-	-	-	-	-	-	-	-	-	-
at Kentucky	-	-	-	-	-	-	-	-	-	-
vs. Florida	-	-	-	-	-	-	-	-	-	-
at Ole Miss	-	-	-	-	-	-	-	-	-	-
at Alabama	-	-	-	-	-	-	-	-	-	-
vs. ULM	-	-	-	-	-	-	-	-	-	-
vs. Arkansas	-	-	-	-	-	-	-	-	-	-
vs. Texas A&M	-	-	-	-	-	-	-	-	-	-
<b>TOTALS</b>	<b>9</b>	<b>1</b>	<b>2</b>	<b>1</b>	<b>1</b>	<b>2</b>	<b>2</b>	<b>1</b>	<b>0</b>	<b>0</b>

## TEAM STATISTICS

TEAM STATISTICS	LSU	OPP			
SCORING	61	45			
Points Per Game	30.5	22.5			
Points Off Turnovers	3	0			
FIRST DOWNS	44	29			
Rushing	11	15			
Passing	26	12			
Penalty	7	2			
RUSHING YARDAGE	174	266			
Yards gained rushing	214	401			
Yards lost rushing	40	135			
Rushing Attempts	61	90			
Average Per Rush	2.9	3.0			
Average Per Game	87.0	133.0			
TDs Rushing	1	2			
PASSING YARDAGE	510	351			
Comp-Att-Int	47-83-1	19-36-1			
Average Per Pass	6.1	9.8			
Average Per Catch	10.9	18.5			
Average Per Game	255.0	175.5			
TDs Passing	6	4			
TOTAL OFFENSE	684	617			
Total Plays	144	126			
Average Yards Per Play	4.8	4.9			
Average Plays Per Game	72.0	63.0			
Average Yards Per Game	342.0	308.5			
KICK RETURNS: #-Yards	2-39	5-88			
PUNT RETURNS: #-Yards	9-22	2-20			
INT RETURNS: #-Yards	1-0	1-34			
KICK RETURN AVERAGE	19.5	17.6			
PUNT RETURN AVERAGE	2.4	10.0			
INT RETURN AVERAGE	0.0	34.0			
FUMBLES-LOST	4-0	1-1			
PENALTIES-Yards	4-30	11-95			
Average Penalties Per Game	2.0	5.5			
Average Yards Per Game	15.0	47.5			
PUNTS-Yards	13-514	16-548			
Average Per Punt	39.5	34.3			
Net Punting Average	38.0	32.9			
KICKOFFS-Yards	13-784	9-562			
Average Per Kick	60.3	62.4			
Net Kicking Average	53.5	58.1			
TIME OF POSSESSION/Game	30:45	29:15			
3RD-DOWN Conversions	9-31	10-29			
3rd-Down Pct	29%	34%			
4th-DOWN Conversions	3-4	0-0			
4th-Down Pct	75%	0%			
SACKS BY-Yards	12-100	5-29			
MISC YARDS	0	0			
TOUCHDOWNS SCORED	7	6			
FG MADE-ATTEMPTED	4-4	1-1			
ON-SIDE KICKS	0-1	0-0			
RED-ZONE SCORES	(6-6) 100%	(3-4) 75%			
RED-ZONE TOUCHDOWNS	(4-6) 67%	(3-4) 75%			
PAT KICK-ATTEMPTS	(7-7) 100%	(6-6) 100%			
2PT CONVERSION-ATTEMPTS	(0-0) 0%	(0-0) 0%			
HOME-AWAY ATTENDANCE	94220	0			
Games/Avg Per Game	1/94220	1/68123			
<b>Score by quarters</b>	<b>1st</b>	<b>2nd</b>	<b>3rd</b>	<b>4th</b>	<b>Total</b>
<b>LSU</b>	<b>7</b>	<b>20</b>	<b>17</b>	<b>17</b>	<b>0 61</b>
<b>Opponents</b>	<b>0</b>	<b>14</b>	<b>10</b>	<b>21</b>	<b>0 45</b>

## GAME RESULTS

09/04/2021	at UCLA	L 27-38	0-1	0-0	3:57	68123
09/11/2021	McNeese	W 34-7	1-1	0-0	4:03	94220

## SCORING

	TD	FGs	PATs Kick	Rush	Rcv	Pass	DXP	Saf	Points
Johnson, Max	6	-	-	-	-	-	-	-	36
Boutte, Kayshon	5	-	-	-	-	-	-	-	30
York, Cade	0	4-4	7-7	-	-	-	-	-	19
Kiner, Corey	1	-	-	-	-	-	-	-	6
Palmer, Trey	1	-	-	-	-	-	-	-	6
<b>Total</b>	<b>7</b>	<b>4-4</b>	<b>7-7</b>	<b>0-0</b>	<b>-</b>	<b>0-0</b>	<b>0</b>	<b>0</b>	<b>61</b>
<b>Opponents</b>	<b>6</b>	<b>1-1</b>	<b>6-6</b>	<b>0-0</b>	<b>-</b>	<b>0-0</b>	<b>0</b>	<b>0</b>	<b>45</b>

## TOTAL OFFENSE

	GP	Plays	Rush	Pass	Total	Avg/G
Johnson, Max	2	92	17	491	508	254.0
Davis-Price, Tyrion	2	21	67	0	67	33.5
Kiner, Corey	1	11	56	0	56	56.0
Goodwin, Armoni	1	2	23	0	23	23.0
Williams, Josh	2	5	19	0	19	9.5
Nussmeier, Garrett	1	11	-5	19	14	14.0
Palmer, Trey	2	1	3	0	3	1.5
<b>TEAM</b>	<b>2</b>	<b>1</b>	<b>-6</b>	<b>0</b>	<b>-6</b>	<b>-3.0</b>
<b>Total</b>	<b>2</b>	<b>144</b>	<b>174</b>	<b>510</b>	<b>684</b>	<b>342.0</b>
<b>Opponent</b>	<b>2</b>	<b>126</b>	<b>266</b>	<b>351</b>	<b>617</b>	<b>308.5</b>

## RUSHING

	GP-GS	Att	Gain	Loss	Net	Avg	TD	Long	Avg/G
Davis-Price, Tyrion	2	21	69	2	67	3.2	0	21	33.5
Kiner, Corey	1	11	57	1	56	5.1	1	23	56.0
Goodwin, Armoni	1	2	23	0	23	11.5	0	21	23.0
Williams, Josh	2	5	19	0	19	3.8	0	6	9.5
Johnson, Max	2	19	43	26	17	0.9	0	12	8.5
Palmer, Trey	2	1	3	0	3	3.0	0	3	1.5
Nussmeier, Garrett	1	1	0	5	-5	-5.0	0	0	-5.0
<b>TEAM</b>	<b>2</b>	<b>1</b>	<b>0</b>	<b>6</b>	<b>-6</b>	<b>-6.0</b>	<b>0</b>	<b>0</b>	<b>-3.0</b>
<b>Total</b>	<b>2</b>	<b>61</b>	<b>214</b>	<b>40</b>	<b>174</b>	<b>2.9</b>	<b>1</b>	<b>23</b>	<b>87.0</b>
<b>Opponents</b>	<b>2</b>	<b>90</b>	<b>401</b>	<b>135</b>	<b>266</b>	<b>3.0</b>	<b>2</b>	<b>43</b>	<b>133.0</b>

## PASSING

	GP-GS	Effic	Cmp-Att-Int	Pct	Yards	TD	Long	Avg/G
Johnson, Max	2	141.16	44-73-1	60.3	491	6	45	245.5
Nussmeier, G.	1	45.96	3-10-0	30.0	19	0	9	19.0
<b>Total</b>	<b>2</b>	<b>129.69</b>	<b>47-83-1</b>	<b>56.6</b>	<b>510</b>	<b>6</b>	<b>45</b>	<b>255.0</b>
<b>Opponents</b>	<b>2</b>	<b>165.79</b>	<b>19-36-1</b>	<b>52.8</b>	<b>351</b>	<b>4</b>	<b>75</b>	<b>175.5</b>

## RECEIVING

	GP-GS	No.	Yards	Avg	TD	Long	Avg/G
Boutte, Kayshon	2	14	179	12.8	5	45	89.5
Palmer, Trey	2	10	77	7.7	1	20	38.5
Bech, Jack	2	5	74	14.8	0	24	37.0
Taylor, Kole	2	4	22	5.5	0	9	11.0
Jenkins, Jaray	2	3	46	15.3	0	17	23.0
Moore, Koy	2	3	32	10.7	0	14	16.0
Davis-Price, Tyrion	2	2	26	13.0	0	21	13.0
Williams, Josh	2	2	18	9.0	0	17	9.0
Smith, Deion	1	2	13	6.5	0	9	13.0
Thomas, Brian	1	1	18	18.0	0	18	18.0
Adams, Alex	1	1	5	5.0	0	5	5.0
<b>Total</b>	<b>2</b>	<b>47</b>	<b>510</b>	<b>10.9</b>	<b>6</b>	<b>45</b>	<b>255.0</b>
<b>Opponents</b>	<b>2</b>	<b>19</b>	<b>351</b>	<b>18.5</b>	<b>4</b>	<b>75</b>	<b>175.5</b>

## ALL-PURPOSE

	GP	Rush	Rcv	PR	KR	IR	Total	Avg/G
Boutte, Kayshon	1	0	148	0	0	0	148	148.0
Palmer, Trey	1	0	47	18	23	0	88	88.0
Jenkins, Jaray	1	0	46	0	0	0	46	46.0
Davis-Price, Tyrion	1	30	5	0	0	0	35	35.0
Moore, Koy	1	0	32	0	0	0	32	32.0
Williams, Josh	1	2	17	0	0	0	19	19.0
Thomas, Brian	1	0	18	0	0	0	18	18.0
Bech, Jack	1	0	17	0	0	0	17	17.0
Johnson, Max	1	16	0	0	0	0	16	16.0
<b>Total</b>	<b>1</b>	<b>48</b>	<b>330</b>	<b>18</b>	<b>23</b>	<b>0</b>	<b>419</b>	<b>419.0</b>
<b>Opponents</b>	<b>1</b>	<b>210</b>	<b>260</b>	<b>0</b>	<b>52</b>	<b>34</b>	<b>556</b>	<b>556.0</b>

## PUNT RETURNS

	No.	Yards	Avg	TD	Long
Palmer, Trey	4	21	5.3	0	0
Moore, Koy	1	1	1.0	0	0
TEAM	3	0	0.0	0	0
Smith, Deion	1	0	0.0	0	0
<b>Total</b>	<b>9</b>	<b>22</b>	<b>2.4</b>	<b>0</b>	<b>0</b>
<b>Opponents</b>	<b>2</b>	<b>20</b>	<b>10.0</b>	<b>0</b>	<b>0</b>

## INTERCEPTIONS

	No.	Yards	Avg	TD	Long
Ricks, Eli	1	0	0.0	0	0
<b>Total</b>	<b>1</b>	<b>0</b>	<b>0.0</b>	<b>0</b>	<b>0</b>
<b>Opponents</b>	<b>1</b>	<b>34</b>	<b>34.0</b>	<b>0</b>	<b>34</b>

## KICK RETURNS

	No.	Yards	Avg	TD	Long
Palmer, Trey	2	39	19.5	0	23
<b>Total</b>	<b>2</b>	<b>39</b>	<b>19.5</b>	<b>0</b>	<b>23</b>
<b>Opponents</b>	<b>5</b>	<b>88</b>	<b>17.6</b>	<b>0</b>	<b>27</b>

## FUMBLE RETURNS

	No.	Yards	Avg	TD	Long
Roy, Jaquelin	1	0	0.0	0	0
<b>Total</b>	<b>1</b>	<b>0</b>	<b>0.0</b>	<b>0</b>	<b>0</b>
<b>Opponents</b>	<b>0</b>	<b>0</b>	<b>0</b>	<b>0</b>	<b>0</b>

## PUNTING

	No.	Yards	Avg	Long	TB	FC	I20	50+	Blkd
Atkins, Avery	13	514	39.5	47	0	10	7	0	0
<b>Total</b>	<b>13</b>	<b>514</b>	<b>39.5</b>	<b>47</b>	<b>0</b>	<b>10</b>	<b>7</b>	<b>0</b>	<b>0</b>
<b>Opponents</b>	<b>16</b>	<b>548</b>	<b>34.3</b>	<b>53</b>	<b>0</b>	<b>5</b>	<b>6</b>	<b>1</b>	<b>0</b>

## KICKOFFS

	No.	Yards	Avg	TB	OB	Retn	Net	YdLn
York, Cade	1	12	12.0	0	0			
Atkins, Avery	12	772	64.3	8	0			
<b>Total</b>	<b>13</b>	<b>784</b>	<b>60.3</b>	<b>8</b>	<b>0</b>	<b>17.6</b>	<b>42.7</b>	
<b>Opponents</b>	<b>9</b>	<b>562</b>	<b>62.4</b>	<b>6</b>	<b>0</b>	<b>19.5</b>	<b>42.9</b>	

## FIELD GOALS

	Made-Att	Pct	01-19	20-29	30-39	40-49	50-99	Long	Blkd
York, Cade	4-4	100.0	0-0	0-0	0-0	0-0	0-0	56	0
<b>Total</b>	<b>4-4</b>	<b>100.0</b>	<b>0-0</b>	<b>0-1</b>	<b>0-1</b>	<b>0-0</b>	<b>0-2</b>	<b>56</b>	<b>0</b>
<b>Opponents</b>	<b>1-1</b>	<b>100.0</b>	<b>0-0</b>	<b>0-0</b>	<b>0-0</b>	<b>0-1</b>	<b>0-0</b>	<b>43</b>	<b>0</b>

## FG SEQUENCE

	LSU	Opponents
UCLA	(26), (33)	(43)
McNeese	(55), (56)	-

Numbers in (parentheses) indicate field goal was made.

## DEFFENSIVE LEADERS

	GP	Tackles				TFL-Yds	Sacks		Pass Defense			Fumbles		Blkd	
		Solo	Ast	Total			No-Yds	Int-Yds	BU	PD	Qbh	Rcv-Yds	FF	Kick	Saf
18 Damone Clark	2	14	7	21	2-1	1-0	.	1	.	.	.	.	.	.	.
28 Major Burns	2	10	1	11	.	.	.	.	.	.	.	.	.	.	.
99 Jaquelin Roy	2	5	3	8	1-1	.	.	.	.	.	1-0	1	.	.	
23 Micah Baskerville	2	4	4	8	2.5-3	.	.	1	.	.	.	.	.	.	
8 BJ Ojulari	2	4	3	7	2-22	2-22	.	.	1	.	.	.	.	.	
22 Navonteque Strong	2	6	1	7	1-1	1-1	.	.	1	.	.	.	.	.	
3 Andre Anthony	2	3	4	7	4-30	3.5-29	.	.	.	.	.	.	.	.	
21 Jordan Toles	2	4	3	7	.	.	.	.	.	.	.	.	.	.	
25 Cordale Flott	2	4	2	6	1-3	.	.	1	.	.	.	.	.	.	
0 Maason Smith	1	5	1	6	3.5-24	3-22	.	.	.	.	.	.	.	.	
59 Desmond Little	1	3	2	5	1.5-12	1-10	.	.	.	.	.	.	.	.	
7 Derek Stingley Jr.	2	3	1	4	2-5	.	.	.	.	.	.	.	.	.	
11 Ali Gaye	1	3	1	4	1-12	1-12	.	.	.	.	.	.	.	.	
92 Neil Farrell Jr.	2	2	2	4	0.5-1	.	.	1	.	.	.	.	.	.	
90 Jacobian Guillory	1	1	2	3	1-0	1-0	.	.	.	.	.	.	.	.	
5 Jay Ward	1	2	.	2	.	.	.	.	.	.	.	.	.	.	
30 Greg Penn III	1	2	.	2	.	.	.	.	.	.	.	.	.	.	
1 Eli Ricks	2	2	.	2	.	.	.	.	1-0	.	.	.	.	.	
31 Cameron Lewis	1	1	1	2	1.5-6	0.5-4	.	1	1	.	.	.	.	.	
24 Darren Evans	1	2	.	2	.	.	.	.	.	.	.	.	.	.	
19 Mike Jones Jr.	1	.	2	2	.	.	.	.	.	.	.	.	.	.	
76 Austin Deculus	1	1	.	1	.	.	.	.	.	.	.	.	.	.	
18 Avery Atkins	1	1	.	1	.	.	.	.	.	.	.	.	.	.	
94 Joseph Evans	1	1	.	1	1-2	.	.	.	.	.	.	.	.	.	
6 Derrick Davis Jr.	1	1	.	1	.	.	.	.	.	.	.	.	.	.	
69 Charles Turner	1	.	.	.	.	.	.	.	.	1-0	.	.	.	.	
39 Phillip Webb	1	.	.	.	.	.	.	1	.	.	.	.	.	.	
<b>Totals</b>	<b>2</b>	<b>84</b>	<b>42</b>	<b>126</b>	<b>26-123</b>	<b>14-100</b>	<b>1-0</b>	<b>6</b>	<b>3</b>	<b>2-0</b>	<b>1</b>	<b>0</b>	<b>0</b>	<b>0</b>	
<b>Opponents</b>	<b>2</b>	<b>79</b>	<b>50</b>	<b>129</b>	<b>9-33</b>	<b>5-29</b>	<b>1-34</b>	<b>11</b>	<b>7</b>	<b>0-0</b>	<b>2</b>	<b>0</b>	<b>0</b>	<b>0</b>	

## PASSING

#14 Max Johnson	Comp-Att-Int	Pct	Yards	TD	Long	Sack-Yds	Effic
UCLA	26-46-1	56.5	330	3	45	2-15	134.00
McNeese	18-27-0	66.7	161	3	24	2-9	153.4
<b>TOTALS</b>	<b>44-73-1</b>	<b>60.3</b>	<b>491</b>	<b>6</b>	<b>45</b>	<b>4-24</b>	<b>141.2</b>

#5 Garrett Nussmeier	Comp-Att-Int	Pct	Yards	TD	Long	Sack-Yds	Effic
McNeese	3-10-0	30.0	19	0	9	1-5	46.0
<b>Totals</b>	<b>3-10-0</b>	<b>30.0</b>	<b>19</b>	<b>0</b>	<b>9</b>	<b>1-5</b>	<b>46.0</b>

## RUSHING

	no-yds/td	UCLA	MCN
T. Davis-Price	21-68/0	13-31/0	8-37/0
Max Johnson	19-17/0	11-16/0	8-1/0
Corey Kiner	11-56/1	DNP	11-56/1
Josh Williams	5-19/0	1-2/0	4-17/0
Armoni Goodwin	2-23/0	DNP	2-23/0
Trey Palmer	1-3/0	-	1-3/0
G. Nussmeier	1--5/0	DNP	1--5/0

## RECEIVING

	no-yds/td	UCLA	MCN
Kayshon Boutte	14-179/5	9-148/3	5-31/2
Trey Palmer	10-77/1	7-47/0	3-30/1
Jack Bech	5-74/0	1-17/0	4-57/0
Kole Taylor	4-22/0	-	4-22/0
Jaray Jenkins	3-46/0	3-46/0	-
Koy Moore	3-32/0	3-32/0	-
T. Davis-Price	2-26/0	1-5/0	1-21/0
Josh Williams	2-18/0	1-17/0	1-1/0
Deion Smith	2-13/0	DNP	2-13/0
Brian Thomas Jr.	1-18/0	1-18/0	-
Alex Adams	1-5/0	DNP	1-5/0



## TEAM STATISTICS

Date	Opponent	Rushing				Receiving				Passing				Kick Ret				Punt Ret				tot off
		no.	yds	td	lg	no.	yds	td	lg	c-a-i	yds	td	lg	no.	yds	td	lg	no.	yds	td	lg	
09/04/2021	at UCLA	25	49	0	12	26	330	3	45	26-46-1	330	3	45	1	23	0	23	3	18	0	12	379
09/11/2021	McNeese	36	126	1	23	21	180	3	24	21-37-0	180	3	24	1	16	0	16	3	4	0	3	306
<b>LSU</b>		<b>61</b>	<b>175</b>	<b>1</b>	<b>23</b>	<b>47</b>	<b>510</b>	<b>6</b>	<b>45</b>	<b>47-83-1</b>	<b>510</b>	<b>6</b>	<b>45</b>	<b>2</b>	<b>39</b>	<b>0</b>	<b>23</b>	<b>6</b>	<b>22</b>	<b>0</b>	<b>12</b>	<b>685</b>
<b>Opponents</b>		<b>89</b>	<b>261</b>	<b>2</b>	<b>43</b>	<b>19</b>	<b>351</b>	<b>4</b>	<b>75</b>	<b>19-36-1</b>	<b>351</b>	<b>4</b>	<b>75</b>	<b>4</b>	<b>88</b>	<b>0</b>	<b>27</b>	<b>1</b>	<b>20</b>	<b>0</b>	<b>20</b>	<b>612</b>

Games: 2 Avg/rush: 2.9 Avg/catch: 10.9 Pass effic: 129.7 KR avg: 19.5 PR avg: 3.7 All purpose avg/game: 373.0 Total offense avg/gm: 342.5

Date	Opponent	Tackles					Sacks		Fumble			Pass Defense				blkd	PAT Attempts			off		pts
		solo	ast	total	tfl	yds	no.	yds	ff	fr	yds	no.	yds	qbh	brup	kick	kicks	rush	rcv	saf	t/o	
09/04/2021	at UCLA	40	18	58	9.0	42	4	36	0	1	0	1	0	0	2	0	3-3	0	0	0	3	27
09/11/2021	McNeese	44	24	68	17.0	81	10	64	1	1	0	0	0	3	4	0	4-4	0	0	0	7	34
<b>LSU</b>		<b>84</b>	<b>42</b>	<b>126</b>	<b>26.0</b>	<b>123</b>	<b>14</b>	<b>100</b>	<b>1</b>	<b>2</b>	<b>0</b>	<b>1</b>	<b>0</b>	<b>3</b>	<b>6</b>	<b>0</b>	<b>7-7</b>	<b>0</b>	<b>0</b>	<b>0</b>	<b>10</b>	<b>61</b>
<b>Opponents</b>		<b>79</b>	<b>50</b>	<b>129</b>	<b>9.0</b>	<b>33</b>	<b>5</b>	<b>29</b>	<b>2</b>	<b>0</b>	<b>0</b>	<b>1</b>	<b>34</b>	<b>7</b>	<b>11</b>	<b>0</b>	<b>6-6</b>	<b>0</b>	<b>0</b>	<b>0</b>	<b>7</b>	<b>45</b>

Date	Opponent	Punting										Field Goals			Kickoffs				
		no.	yds	avg	long	blkd	tb	fc	50+	in20	m-a	long	blkd	no.	yds	avg	tb	ob	
09/04/2021	at UCLA	6	240	40.0	47	0	0	4	0	4	2-2	33	0	6	336	56.0	3	0	
09/11/2021	McNeese	7	274	39.1	47	0	0	6	0	3	2-2	56	0	7	448	64.0	5	0	
<b>LSU</b>		<b>13</b>	<b>514</b>	<b>39.5</b>	<b>47</b>	<b>0</b>	<b>0</b>	<b>10</b>	<b>0</b>	<b>7</b>	<b>4-4</b>	<b>56</b>	<b>0</b>	<b>13</b>	<b>784</b>	<b>60.3</b>	<b>8</b>	<b>0</b>	
<b>Opponents</b>		<b>16</b>	<b>548</b>	<b>34.3</b>	<b>53</b>	<b>0</b>	<b>0</b>	<b>5</b>	<b>1</b>	<b>3</b>	<b>1-1</b>	<b>43</b>	<b>0</b>	<b>9</b>	<b>562</b>	<b>62.4</b>	<b>6</b>	<b>0</b>	

## OPPONENT TEAM STATISTICS

Date	Opponent	Rushing				Receiving				Passing				Kick Ret				Punt Ret				tot off
		no.	yds	td	lg	no.	yds	td	lg	c-a-i	yds	td	lg	no.	yds	td	lg	no.	yds	td	lg	
09/04/2021	at UCLA	47	210	2	43	9	260	3	75	9-16-1	260	3	75	2	52	0	27	0	0	0	0	470
09/11/2021	McNeese	42	51	0	32	10	91	1	44	10-20-0	91	1	44	2	36	0	22	1	20	0	20	142
<b>Opponents</b>		<b>89</b>	<b>261</b>	<b>2</b>	<b>43</b>	<b>19</b>	<b>351</b>	<b>4</b>	<b>75</b>	<b>19-36-1</b>	<b>351</b>	<b>4</b>	<b>75</b>	<b>4</b>	<b>88</b>	<b>0</b>	<b>27</b>	<b>1</b>	<b>20</b>	<b>0</b>	<b>20</b>	<b>612</b>
<b>LSU</b>		<b>61</b>	<b>175</b>	<b>1</b>	<b>23</b>	<b>47</b>	<b>510</b>	<b>6</b>	<b>45</b>	<b>47-83-1</b>	<b>510</b>	<b>6</b>	<b>45</b>	<b>2</b>	<b>39</b>	<b>0</b>	<b>23</b>	<b>6</b>	<b>22</b>	<b>0</b>	<b>12</b>	<b>685</b>

Games: 2 Avg/rush: 2.9 Avg/catch: 18.5 Pass effic: 165.8 KR avg: 22.0 PR avg: All purpose avg/game: 377.0 Total offense avg/gm: 306.0

Date	Opponent	Tackles					Sacks		Fumble			Pass Defense				blkd	PAT Attempts			off		pts
		solo	ast	total	tfl	yds	no.	yds	ff	fr	yds	no.	yds	qbh	brup	kick	kicks	rush	rcv	saf	t/o	
09/04/2021	at UCLA	42	16	58	4.0	17	2	15	2	0	0	1	34	7	5	0	5-5	0	0	0	7	38
09/11/2021	McNeese	37	34	71	5.0	16	3	14	0	0	0	0	0	0	6	0	1-1	0	0	0	0	7
<b>Opponents</b>		<b>79</b>	<b>50</b>	<b>129</b>	<b>9.0</b>	<b>33</b>	<b>5</b>	<b>29</b>	<b>2</b>	<b>0</b>	<b>0</b>	<b>1</b>	<b>34</b>	<b>7</b>	<b>11</b>	<b>0</b>	<b>6-6</b>	<b>0</b>	<b>0</b>	<b>0</b>	<b>7</b>	<b>45</b>
<b>LSU</b>		<b>84</b>	<b>42</b>	<b>126</b>	<b>26.0</b>	<b>123</b>	<b>14</b>	<b>100</b>	<b>1</b>	<b>2</b>	<b>0</b>	<b>1</b>	<b>0</b>	<b>3</b>	<b>6</b>	<b>0</b>	<b>7-7</b>	<b>0</b>	<b>0</b>	<b>0</b>	<b>10</b>	<b>61</b>

Date	Opponent	Punting										Field Goals			Kickoffs				
		no.	yds	avg	long	blkd	tb	fc	50+	in20	m-a	long	blkd	no.	yds	avg	tb	ob	
09/04/2021	at UCLA	4	177	44.3	53	0	0	1	1	1	1-1	43	0	7	451	64.4	6	0	
09/11/2021	McNeese	12	371	30.9	40	0	0	4	0	2	0-0	0	0	2	111	55.5	0	0	
<b>Opponents</b>		<b>16</b>	<b>548</b>	<b>34.3</b>	<b>53</b>	<b>0</b>	<b>0</b>	<b>5</b>	<b>1</b>	<b>3</b>	<b>1-1</b>	<b>43</b>	<b>0</b>	<b>9</b>	<b>562</b>	<b>62.4</b>	<b>6</b>	<b>0</b>	
<b>LSU</b>		<b>13</b>	<b>514</b>	<b>39.5</b>	<b>47</b>	<b>0</b>	<b>0</b>	<b>10</b>	<b>0</b>	<b>7</b>	<b>4-4</b>	<b>56</b>	<b>0</b>	<b>13</b>	<b>784</b>	<b>60.3</b>	<b>8</b>	<b>0</b>	



## Games against Ranked Teams

### Beat a top 25 team

#6 Florida, 37-34, in Gainesville (12/12/20)

### Beat a top 10 team

#6 Florida, 37-34, in Gainesville (12/12/20)

### Beat a top 5 team

#3 Clemson, 42-25, in CFP National Championship (01/13/20)

### Beat an FBS No. 1 team (AP or Coaches Poll)

#1 Ohio State, 38-24 (01/07/08 - BCS Championship Game)

### Beat an FBS No. 1 team (AP or Coaches Poll) at home

#1 Florida, 28-21 (10/11/97)

### Beat a ranked opponent at home

#9 Auburn, 23-20, in Baton Rouge (10/26/19)

### Beat a ranked opponent on the road

#6 Florida, 37-34, in Gainesville (12/12/20)

### Beat a ranked opponent at a neutral site

#3 Clemson, 42-25, in CFP National Championship (01/13/20)

### Beat back-to-back ranked opponents

#4 Oklahoma, 63-28, in Chick-fil-A Peach Bowl (12/28/19) & #3 Clemson, 42-25, in CFP National Championship (01/13/20)

### Beat a ranked team in three straight games

12/07/19 - 01/13/20 #4 Georgia (SEC CG), #4 Oklahoma (Chick-fil-A Peach Bowl), #3 Clemson (CFP National Championship)

### Beat a ranked team in four straight games

11/23/01 - 01/01/02 vs. #22 Arkansas, #24 Auburn, #2 Tennessee (SEC CG), #7 Illinois (Sugar Bowl)

### Lost to a ranked opponent at home

#1 Alabama, 55-17 (12/5/20)

### Lost to a ranked opponent on the road

at #5 Texas A&M, 20-7 (11/28/20)

### Lost to a ranked opponent at a neutral site

#14 Notre Dame, 21-17, in Citrus Bowl (01/1/18)

### Lost to an unranked opponent at home

Mississippi State, 44-34 (09/26/20)

### Lost to an unranked opponent on the road

at UCLA, 38-27 (09/04/21)

## Special Situations

### Won on the last play of the game

at #7 Auburn (22-21, 09/15/17); 42 yard field goal by Cole Tracy as time expired

### Lost on the last play of the game

at Texas A&M (74-72, 11/24/18); in seventh overtime on 2-pt. conversion

### Came back and won from 10 or more down in 4th quarter

vs. #14 Wisconsin, 28-24 (8/30/14); down 24-13 entering 4th quarter

### Lost when leading by 10 or more in 4th quarter

#14 Clemson, 25-24 in Chick-fil-A Bowl (12/31/12); led 24-13 entering fourth quarter

### Lost when leading by 20 points or more

Tennessee, 30-27 OT (09/26/05); led 21-0 at halftime

### Scored on the first play from scrimmage

Travin Dural (94-yard pass from QB Anthony Jennings) vs. Sam Houston State (9/6/14)

### A QB caught a pass on a designed play

Matt Flynn (35-yards from WR Early Doucet) at Alabama (11/03/07)

### A RB threw a TD pass on a designated play

Clyde Edwards-Helaire (11 yards to Tory Carter) at Texas A&M in fifth overtime (11/24/18)

### Had two RB rush for at least 100 yards each

Derrius Guice (127 yards) and Darrel Williams (106 yards) vs. Texas A&M (11/25/17)

### A player gained 100 yards receiving and 100 yards rushing

Darrel Williams (103 yards rushing, 105 yards receiving) vs. Ole Miss (10/21/17)

### Had a player be responsible for six touchdowns

Joe Burrow (6) vs. #3 Clemson in CFP National Championship (01/13/20)

## Returns/Special Teams/Defense

### Returned a KO for a TD

Trey Palmer, 93 yards vs. South Carolina (10/24/20)

### Returned a Punt for a TD

Trey Palmer, 54 yards vs. Northwestern State (09/14/19)

### Returned an INT for a TD

Jay Ward, 31 yards vs. Ole Miss (12/19/20)

### Returned 2 INTs for TDs

Ronald Martin (45 yards) & Lavar Edwards (23 yards) vs. Idaho (09/15/12)

### Returned 3 INTs for TDs

3 vs. Arkansas State (C. Raymond, D. Walkup, C. Buckels) (10/12/91)

### Recovered a fumble in endzone for a TD

William Clapp at Ole Miss (11/21/15)

### Returned a fumble for a TD

Michael Divinity Jr., 58-yard fumble recovery and return (forced by Devin White) at Texas A&M (11/24/18)

### Scored two defensive TDs in a game

2 vs. UL-Monroe (R. Brooks, INT; L. Edwards, FUM) (11/13/10)

### Faked a field goal for a touchdown

Trent Domingue (kicker), 16-yard run (10/17/15 vs. Florida)

### Faked a punt for a first down

Kendell Beckwith, 5-yard run in third quarter vs. Wisconsin (8/30/14)

### Faked a field goal for a first down

Josh Jasper, 5-yard run in 4th quarter (10/09/10 at Florida)

### A player kicked the PAT after scoring the TD

Trent Domingue vs. Florida (10/17/15)

### Blocked a FG

Jay Ward, 44-yard AJ Reed attempt in fourth quarter at Arkansas (11/21/20)

### Returned a blocked FG for a TD

Patrick Peterson, 53 yards on the block of Ole Miss' 47-yard FG attempt (11/21/09)

### Blocked a PAT (kick)

Austin Deculus, kick attempt by Joseph Bulovas (11/03/18 vs. No. 1 Alabama)

### Returned a PAT for a Defensive Extra Point

Mark Roman, kick attempt by Seth Hanson (10/17/98 vs. Kentucky)

### Blocked a punt

Micah Baskerville at Vanderbilt (09/21/19)

### Blocked a punt for a safety

Jarvis Green, on an Andy Smith punt (10/16/99 at Kentucky)

### Returned a blocked punt for TD

Micah Baskerville, 23 yards, off Micah Baskerville's block at Vanderbilt (09/21/19)

### Recovered an onside kick

vs. Auburn (10/26/19); recovered by Derrick Dillon with 2:32 left in Fourth quarter

### Recovered an onside kick to start the game

vs. Auburn (12/01/01)

### Recorded a Safety (Team)

vs. Texas A&M (11/30/19); sacked by Neil Farrell Jr.

### Recorded a Safety (Individual tackle)

Neil Farrell Jr. vs. Texas A&M (11/30/19)

### Recorded six interceptions (Team)

6 at Mississippi State (08/30/07)

### Had a player record three interceptions

3 by Craig Steltz at Mississippi State (8/30/07)

### Had a player record 15 tackles

17 by Devin White at Texas A&M (11/24/18)

### Had six sacks as a team

8 vs. Louisville (12/31/16-Buffalo Wild Wings Citrus Bowl)

## Opponent Returns/Special Teams

### Returned a KO for a TD

Jerrion Ealy of Ole Miss, 100 yards in 2nd Quarter (12/19/20 in Baton Rouge)

### Returned a Punt for a TD

Antonio Callaway of Florida, 72 yards in 3rd Quarter (10/17/15 in Baton Rouge)

### Returned an INT for a TD

Buddy Johnson of Texas A&M, 15 yards in 3rd Quarter (11/28/20 at Texas A&M)

### Returned 3 INTs for TDs

Ken Alvis, Fred Smith, and Brian Robinson of Auburn on Jamie Howard (09/17/94 at Auburn)

### Recovered a fumble in endzone for a TD

Chris Shelling of Auburn recovered fumble by Jermaine Sharp in 2nd Quarter (09/17/94 at Auburn)

### Returned a fumble for a TD

Christian Tutt of Auburn, 20 yards on TJ Finley fumble in 2nd Quarter (10/13/20 at Auburn)

### Blocked a FG

Tyree Gillespie of Missouri on kick by Cade York in 4th Quarter (10/10/20 in Columbia)

### Blocked a punt

Solomon Patton of Florida on punt by Brad Wing in 4th quarter (10/08/11 in Baton Rouge)

### Blocked two punts

Justin Hamilton and Jason Lallis of Virginia Tech on punts by Donnie Jones (9/01/02 at Virginia Tech)

### Blocked a punt for a safety

Justin Hamilton of Virginia Tech on punt by Donnie Jones (09/01/02 at Virginia Tech)

### Recorded a Safety (Team)

Parris Bennett of Syracuse on rush by Darrel Williams in 3rd Quarter (09/23/17 in Baton Rouge)

### Blocked a PAT (kick)

Johnathon Calvin of Mississippi State on PAT attempt by Colby Delahousse in 2nd Quarter (09/17/16 in Baton Rouge)

### Returned a PAT for a Defensive Extra Point

Eric Kelly of Kentucky off a bad snap in the 2nd Quarter (10/17/98 in Baton Rouge)

### Faked a field goal for a TD

Damon Duval of Auburn 1 yard run in 1st Quarter (09/18/99 in Baton Rouge)

### Recovered an onside kick

Dez Harris of Mississippi State in 4th Quarter (09/17/16 in Baton Rouge)

**Scoring**

**Scored 30 or more points**

All Games: 34 vs. McNeese (9/11/21)  
SEC Games: 53 vs. Ole Miss (12/19/20)

**Scored 40 or more points**

All Games: 53 vs. Ole Miss (12/19/20)  
SEC Games: 53 vs. Ole Miss (12/19/20)

**Scored 50 or more points**

All Games: 53 vs. Ole Miss (12/19/20)  
SEC Games: 53 vs. Ole Miss (12/19/20)

**Scored 60 or more points**

All Games: 63 vs. Oklahoma, (12/28/19)  
SEC Games: 72 at Texas A&M, 7 OTs (11/24/18)

**Scored 70 or more points**

All Games: 72 at Texas A&M, 7 OTs (11/24/18)  
SEC Games: 72 at Texas A&M, 7 OTs (11/24/18)

**Total Offense**

**Had more than 400 total yards**

All Games: 593 vs. Ole Miss (12/19/20)  
SEC Games: 593 vs. Ole Miss (12/19/20)

**Had more than 450 total yards**

All Games: 593 vs. Ole Miss (12/19/20)  
SEC Games: 593 vs. Ole Miss (12/19/20)

**Had more than 500 total yards**

All Games: 593 vs. Ole Miss (12/19/20)  
SEC Games: 593 vs. Ole Miss (12/19/20)

**Had more than 550 total yards**

All Games: 593 vs. Ole Miss (12/19/20)  
SEC Games: 593 vs. Ole Miss (12/19/20)

**Had more than 600 total yards**

All Games: 628 vs. Clemson (01/13/20)  
SEC Games: 612 vs. Arkansas, (11/23/19)

**Had More than 625 total yards**

All Games: 628 vs. Clemson (01/13/20)  
SEC Games: 714 at Ole Miss, (11/16/19)

**Had more than 650 total yards**

All Games: 692 vs. Oklahoma, (12/28/19)  
SEC Games: 714 at Ole Miss, (11/16/19)

**Had more than 700 total yards**

All Games: 714 at Ole Miss, (11/16/19)  
SEC Games: 714 at Ole Miss, (11/16/19)

**Rushing Offense**

**Rushed for 150 or more yards**

All Games: 158 vs. Ole Miss (12/19/20)  
SEC Games: 158 vs. Ole Miss (12/19/20)

**Rushed for 200 or more yards**

All Games: 276 vs. South Carolina (10/24/20))  
SEC Games: 276 vs. South Carolina (10/24/20)

**Rushed for 250 or more yards**

All Games: 276 vs. South Carolina (10/24/20)  
SEC Games: 276 vs. South Carolina (10/24/20)

**Rushed for 300 or more yards**

All Games: 393 vs Ole Miss (10/21/17)  
SEC Games: 393 vs Ole Miss (10/21/17)

**Rushed for 350 or more yards**

All Games: 393 vs Ole Miss (10/21/17)  
SEC Games: 393 vs Ole Miss (10/21/17)

**Rushed for 400 or more yards**

All Games: 418 vs. Missouri (10/01/16)  
SEC Games: 418 vs. Missouri (10/01/16)

**Rushed for 425 or more yards**

All Games: 433 vs. Houston (09/07/96)  
SEC Games: 426 vs. Ole Miss (10/30/76)

**Rushed for 500 or more yards**

All Games: 503 vs. Oregon (10/22/77)  
SEC Games: Never

**Passing Offense**

**Passed for 250 or more yards**

All Games: 330 at UCLA (9/4/21)  
SEC Games: 435 vs. Ole Miss (12/19/20)

**Passed for 300 or more yards**

All Games: 330 at UCLA (9/4/21)  
SEC Games: 435 vs. Ole Miss (12/19/20)

**Passed for 350 or more yards**

All Games: 435 vs. Ole Miss (12/19/20)  
SEC Games: 435 vs. Ole Miss (12/19/20)

**Passed for 400 or more yards**

All Games: 435 vs. Ole Miss (12/19/20)  
SEC Games: 435 vs. Ole Miss (12/19/20)

**Passed for 450 or more yards**

All Games: 463 vs. Clemson (01/13/20)  
SEC Games: 489 at Ole Miss, (11/16/19)

**Passed for 500 or more yards**

All Games: 532 vs. Oklahoma, (12/28/19)  
SEC Games: 528 vs. Alabama (11/03/01)

**Scoring Defense**

**Allowed 0 points .....**

All Games: 0 vs. Southeastern La. (09/08/18)  
SEC Games: 0 at Mississippi State (08/30/07)

**Allowed 3 or fewer points....**

All Games: 3 vs. Georgia Southern (08/31/19)  
SEC Games: 3 vs. Mississippi State (10/20/18)

**Allowed 7 or fewer points....**

All Games: 7 vs. McNeese (9/11/21)  
SEC Games: 7 at Vanderbilt (10/03/20)

**Allowed 10 or fewer points..**

All Games: 7 at Vanderbilt (10/03/20)  
SEC Games: 7 at Vanderbilt (10/03/20)

**Allowed 14 or fewer points**

All Games: 7 at Vanderbilt (10/03/20)  
SEC Games: 7 at Vanderbilt (10/03/20)

**Total Defense**

**Allowed fewer than 75 total yards**

All Games: 70 vs. Louisiana-Lafayette (10/05/02)  
SEC Games: 69 at Kentucky (10/15/66)

**Allowed fewer than 100 total yards**

All Games: 98 vs. Georgia Southern (08/31/19)  
SEC Games: 90 vs. Auburn (10/13/73)

**Allowed fewer than 125 total yards**

All Games: 98 vs. Georgia Southern (08/31/19)  
SEC Games: 114 vs. Kentucky (10/19/85)

**Allowed fewer than 150 total yards**

All Games: 142 vs. McNeese (9/11/21)  
SEC Games: 135 vs. Vanderbilt (09/11/10)

**Allowed fewer than 175 total yards**

All Games: 169 vs. Texas A&M, (11/30/19)  
SEC Games: 169 vs. Texas A&M, (11/30/19)

**Allowed fewer than 200 total yards**

All Games: 169 vs. Texas A&M, (11/30/19)  
SEC Games: 169 vs. Texas A&M, (11/30/19)

**Allowed fewer than 225 total yards**

All Games: 169 vs. Texas A&M, (11/30/19)  
SEC Games: 169 vs. Texas A&M, (11/30/19)

**Allowed fewer than 250 total yards**

All Games: 169 vs. Texas A&M, (11/30/19)  
SEC Games: 169 vs. Texas A&M, (11/30/19)

**Allowed fewer than 275 total yards**

All Games: 267 at Texas A&M (11/28/20)  
SEC Games: 267 at Texas A&M (11/28/20)

**Allowed fewer than 300 total yards**

All Games: 267 at Texas A&M (11/28/20)  
SEC Games: 267 at Texas A&M (11/28/20)

**Rushing Defense**

**Allowed fewer than 0 yards**

All Games: -5 vs. BYU (09/02/17)  
SEC Games: 0 at South Carolina (10/18/03)

**Allowed fewer than 10 yards**

All Games: 9 vs. Mississippi State (09/26/20)  
SEC Games: 9 vs. Mississippi State (09/26/20)

**Allowed fewer than 20 yards**

All Games: 9 vs. Mississippi State (09/26/20)  
SEC Games: 9 vs. Mississippi State (09/26/20)

**Allowed fewer than 30 yards**

All Games: 9 vs. Mississippi State (09/26/20)  
SEC Games: 9 vs. Mississippi State (09/26/20)

**Allowed fewer than 40 yards**

All Games: 9 vs. Mississippi State (09/26/20)  
SEC Games: 9 vs. Mississippi State (09/26/20)

**Allowed fewer than 50 yards**

All Games: 9 vs. Mississippi State (09/26/20)  
SEC Games: 9 vs. Mississippi State (09/26/20)

**Allowed fewer than 60 yards**

All Games: 51 vs. McNeese (9/11/21)  
SEC Games: 9 vs. Mississippi State (09/26/20)

**Allowed fewer than 70 yards**

All Games: 9 vs. Mississippi State (09/26/20)  
SEC Games: 9 vs. Mississippi State (09/26/20)

**Allowed fewer than 80 yards**

All Games: 9 vs. Mississippi State (09/26/20)  
SEC Games: 9 vs. Mississippi State (09/26/20)

**Allowed fewer than 90 yards**

All Games: 9 vs. Mississippi State (09/26/20)  
SEC Games: 9 vs. Mississippi State (09/26/20)

**Allowed fewer than 100 yards**

All Games: 9 vs. Mississippi State (09/26/20)  
SEC Games: 9 vs. Mississippi State (09/26/20)

**Passing Defense**

**Allowed 0 passing yards**

All Games: 0 vs. Alabama (11/06/71)  
SEC Games: 0 vs. Alabama (11/06/71)

**Allowed 25 or fewer passing yards**

All Games: 24 vs. Georgia Southern (08/31/19)  
SEC Games: 23 vs. Arkansas (11/27/93)

**Allowed 50 or fewer passing yards**

All Games: 24 vs. Georgia Southern (08/31/19)  
SEC Games: 47 at Ole Miss (11/19/11)

**Allowed 75 or fewer passing yards**

All Games: 24 vs. Georgia Southern (08/31/19)  
SEC Games: 59 vs. Mississippi State (10/20/18)

**Allowed 100 or fewer passing yards**

All Games: 91 vs. McNeese (9/11/21)  
SEC Games: 97 vs. Texas A&M, (11/30/19)

**Allowed 125 or fewer passing yards**

All Games: 105 at Texas A&M (11/28/20)  
SEC Games: 105 at Texas A&M (11/28/20)

**Allowed 150 or fewer passing yards**

All Games: 105 at Texas A&M (11/28/20)  
SEC Games: 105 at Texas A&M (11/28/20)

**Allowed 175 or fewer passing yards**

All Games: 105 at Texas A&M (11/28/20)  
SEC Games: 105 at Texas A&M (11/28/20)

**Allowed 200 or fewer passing yards**

All Games: 105 at Texas A&M (11/28/20)  
SEC Games: 105 at Texas A&M (11/28/20)

**Individual Rushing**

**Had a player rush for 100 or more yards**

All Games: 104 by Tyrion Davis-Price at Arkansas (11/21/20)  
 SEC Games: 104 by Tyrion Davis-Price at Arkansas (11/21/20)

**Had a player rush for 150 or more yards**

All Games: 188 by Clyde Edwards-Helaire vs. Arkansas (11/23/19)  
 SEC Games: 188 by Clyde Edwards-Helaire vs. Arkansas (11/23/19)

**Had a player rush for 200 or more yards**

All Games: 276 by Derrius Guice vs. Ole Miss (10/21/17)  
 SEC Games: 276 by Derrius Guice vs. Ole Miss (10/21/17)

**Had a player rush for 225 or more yards**

All Games: 276 by Derrius Guice vs. Ole Miss (10/21/17)  
 SEC Games: 276 by Derrius Guice vs. Ole Miss (10/21/17)

**Had a player rush for 2 or more TDs**

All Games: 2 by Max Johnson vs. Ole Miss (12/19/20)  
 SEC Games: 2 by Max Johnson vs. Ole Miss (12/19/20)

**Had a player rush for 3 or more TDs**

All Games: 3 by Clyde Edwards-Helaire vs. Arkansas (11/23/19)  
 SEC Games: 3 by Clyde Edwards-Helaire vs. Arkansas (11/23/19)

**Had a player rush for 4 or more TDs**

All Games: 4 by Derrius Guice at Texas A&M (11/24/16)  
 SEC Games: 4 by Derrius Guice at Texas A&M (11/24/16)

**Had a player rush for 5 or more TDs**

All Games: 5 by Kevin Faulk at Kentucky (11/01/97)  
 SEC Games: 5 by Kevin Faulk at Kentucky (11/01/97)

**Individual Passing**

**Had a player pass for 200 or more yards**

All Games: 330 by Max Johnson at UCLA (9/4/21)  
 SEC Games: 435 by Max Johnson vs. Ole Miss (12/19/20)

**Had a player pass for 250 or more yards**

All Games: 330 by Max Johnson at UCLA (9/4/21)  
 SEC Games: 435 by Max Johnson vs. Ole Miss (12/19/20)

**Had a player pass for 300 or more yards.**

All Games: 330 by Max Johnson at UCLA (9/4/21)  
 SEC Games: 435 by Max Johnson vs. Ole Miss (12/19/20)

**Had a player pass for 350 or more yards**

All Games: 435 by Max Johnson vs. Ole Miss (12/19/20)  
 SEC Games: 435 by Max Johnson vs. Ole Miss (12/19/20)

**Had a player pass for 400 or more yards**

All Games: 435 by Max Johnson vs. Ole Miss (12/19/20)  
 SEC Games: 435 by Max Johnson vs. Ole Miss (12/19/20)

**Had a player pass for 450 or more yards**

All Games: 463 by Joe Burrow vs. Clemson (01/13/20)  
 SEC Games: 489 by Joe Burrow at Ole Miss (11/16/19)

**Had a player pass for 500 or more yards**

All Games: 528 by Rohan Davey at Alabama (11/03/01)  
 SEC Games: 528 by Rohan Davey at Alabama (11/03/01)

**Had a player pass for 2 or more TDs**

All Games: 3 by Max Johnson vs. McNeese (9/11/21)  
 SEC Games: 3 by Max Johnson vs. Ole Miss (12/29/20)

**Had a player pass for 3 or more TDs**

All Games: 3 by Max Johnson vs. McNeese (9/11/21)  
 SEC Games: 3 by Max Johnson at Florida (12/12/20)

**Had a player pass for 4 or more TDs**

All Games: 4 by Myles Brennan at Missouri (10/10/20)  
 SEC Games: 4 by Myles Brennan at Missouri (10/10/20)

**Had a player complete 20 or more passes**

All Games: 26 by Max Johnson at UCLA (9/4/21)  
 SEC Games: 27 by Max Johnson vs. Ole Miss (12/19/20)

**Had a player complete 25 or more passes**

All Games: 26 by Max Johnson at UCLA (9/4/21)  
 SEC Games: 27 by Max Johnson vs. Ole Miss (12/19/20)

**Had a player complete 30 or more passes**

All Games: 31 by Joe Burrow vs. Clemson (01/13/20)  
 SEC Games: 32 by Joe Burrow at Ole Miss (11/17/19)

**Had a player complete 35 or more passes**

All Games: 35 by Rohan Davey at Alabama (11/03/01)  
 SEC Games: 35 by Rohan Davey at Alabama (11/03/01)

**Had a player complete 15 straight passes**

All Games: 17 by Rohan Davey vs. Arkansas-6 (11/26/99), vs. Western Carolina-11 (09/02/00) and 17 by Matt Mauck vs. Arizona-11 (09/06/03), vs. Western Illinois-6 (09/13/03) and 17 by Joe Burrow at Ole Miss (11/16/19)

**Had a player throw 30 or more passes**

All Games: 46 by Max Johnson at UCLA (9/4/21)  
 SEC Games: 51 by Max Johnson vs. Ole Miss (12/19/20)

**Had a player throw 35 or more passes**

All Games: 46 by Max Johnson at UCLA (9/4/21)  
 SEC Games: 51 by Max Johnson vs. Ole Miss (12/19/20)

**Had a player throw 40 or more passes**

All Games: 46 by Max Johnson at UCLA (9/4/21)  
 SEC Games: 51 by Max Johnson vs. Ole Miss (12/19/20)

**Had a player throw 45 or more passes**

All Games: 46 by Max Johnson at UCLA (9/4/21)  
 SEC Games: 51 by Max Johnson vs. Ole Miss (12/19/20)

**Had a player throw 50 or more passes**

All Games: 51 by Max Johnson vs. Ole Miss (12/19/20)  
 SEC Games: 51 by Max Johnson vs. Ole Miss (12/19/20)

**Individual Receiving**

**Had a player with 9 or more receptions in a game**

All Games: 9 by Kayshon Boutte at UCLA (9/4/21)  
 SEC Games: 14 by Kayshon Boutte vs. Ole Miss (12/19/20)

**Had a player with 10 or more receptions in a game**

All Games: 14 by Kayshon Boutte vs. Ole Miss (12/19/20)  
 SEC Games: 14 by Kayshon Boutte vs. Ole Miss (12/19/20)

**Had a player with 11 or more receptions in a game**

All Games: 14 by Kayshon Boutte vs. Ole Miss (12/19/20)  
 SEC Games: 14 by Kayshon Boutte vs. Ole Miss (12/19/20)

**Had a player with 12 or more receptions in a game**

All Games: 14 by Kayshon Boutte vs. Ole Miss (12/19/20)  
 SEC Games: 14 by Kayshon Boutte vs. Ole Miss (12/19/20)

**Had a player with 13 or more receptions in a game**

All Games: 14 by Kayshon Boutte vs. Ole Miss (12/19/20)  
 SEC Games: 14 by Kayshon Boutte vs. Ole Miss (12/19/20)

**Had a player with 14 or more receptions in a game**

All Games: 14 by Kayshon Boutte vs. Ole Miss (12/19/20)  
 SEC Games: 14 by Kayshon Boutte vs. Ole Miss (12/19/20)

**Had a player with 15 or more receptions in a game**

All Games: 19 by Josh Reed at Alabama (11/03/01)  
 SEC Games: 19 by Josh Reed at Alabama (11/03/01)

**Had a player receive 100 or more yards**

All Games: 148 by Kayshon Boutte at UCLA (9/4/21)  
 SEC Games: 108 by Kayshon Boutte at Florida (12/12/20)

**Had a player receive 150 or more yards**

All Games: 235 by Terrace Marshall Jr. at Missouri (10/10/20)  
 SEC Games: 235 by Terrace Marshall Jr. at Missouri (10/10/20)

**Had a player receive 200 or more yards**

All Games: 235 by Terrace Marshall Jr. at Missouri (10/10/20)  
 SEC Games: 235 by Terrace Marshall Jr. at Missouri (10/10/20)

**Had a player receive 250 or more yards**

All Games: 293 by Josh Reed at Alabama (11/03/01) - school record  
 SEC Games: 293 by Josh Reed at Alabama (11/03/01) - school record

**Had a player receive for 2 or more TDs**

All Games: 2 by Kayshon Boutte vs. McNeese (9/11/21)  
 SEC Games: 3 by Kayshon Boutte vs. Ole Miss (12/19/20)

**Had a player receive for 3 or more TDs**

All Games: 3 by Kayshon Boutte at UCLA (9/4/21)  
 SEC Games: 3 by Kayshon Boutte vs. Ole Miss (12/19/20)

**Had a player receive for 4 or more TDs**

All Games: 4 by Justin Jefferson vs Oklahoma (12/28/19)  
 SEC Games: 4 by Ja'Marr Chase at Vanderbilt (09/21/19)

**Had a player receive for 5 or more TDs**

All Games: 5 by Carlos Carson vs. Rice (09/24/77)  
 SEC Games: Never

# Game 1

#16 LSU

27

September 4, 2021

UCLA

38

Rose Bowl  
Pasadena, CA  
68,123

## LSU

### RUSHING

	Att.	Gain	Lost	Net	TD	Long	Avg.
Tyrion Davis-Price	13	33	2	31	0	8	2.4
Max Johnson	11	31	15	16	0	12	1.5
Josh Williams	1	2	0	2	0	2	2.0
Charles Turner	0	0	0	0	0	0	0.0

### PASSING

	Att.	Comp	Int	Yds	TD	Long	Sacks
Max Johnson	46	26	1	330	3	45	2

### RECEIVING

	No.	Yds.	TD	Long
Kayshon Boutte	9	148	3	45
Trey Palmer	7	47	0	20
Jaray Jenkins	3	46	0	17
Koy Moore	3	32	0	14
Biran Thomas	1	18	0	18
Jack Bech	1	17	0	17
Josh Williams	1	17	0	17
Tyrion Davis-Price	1	5	0	5
Devonta Lee	0	0	0	0
Kole Taylor	0	0	0	0
Chris Hilton	0	0	0	0

### PUNTING

	No.	Yds.	Avg.	Long	I20	TB
Avery Atkins	6	240	40.0	47	4	0

### FIELD GOALS

	Att.	Made	Long	KICKS
Cade York	2	2	33	Made: 26, 33

### ALL RETURNS

	Punts			Kickoffs			Interceptions		
	No.	Yds.	Lg.	No.	Yds.	Lg.	No.	Yds.	Lg.
Trey Palmer	3	18	12	1	23	23	0	0	0
Eli Ricks	0	0	0	0	0	0	1	0	0

## UCLA

### RUSHING

	Att.	Gain	Lost	Net	TD	Long	Avg.
Zach Charbonnet	11	120	3	117	1	43	10.6
Brittain Brown	17	97	1	96	1	19	5.6
Kazmeir Allen	2	5	0	5	0	4	2.5
Dorian	13	42	37	5	0	11	0.4
Thompson-Robinson	4	0	13	-13	0	0	-3.2
TEAM	47	264	54	210	2	43	4.5

### PASSING

	Att.	Comp	Int.	Yds.	TD	Long	Sacks
Dorian	16	9	1	260	3	75	4
Thompson-Robinson							

### RECEIVING

	No.	Yds.	TD	Long
Greg Dulcich	3	117	1	75
Kyle Philips	2	49	1	45
Kazmeir Allen	2	45	0	36
Zach Charbonnet	1	35	0	35
Chase Cota	1	14	1	14

### PUNTING

	No.	Yds.	Avg.	Long	I20	TB
Luke Akers	4	177	44.2	53	1	0

### FIELD GOALS

	Att.	Made	Long	KICKS
Nicholas Barr-Mira	1	1	43	Made: 43

### ALL RETURNS

	Punts			Kickoffs			Interceptions		
	No.	Yds.	Lg.	No.	Yds.	Lg.	No.	Yds.	Lg.
Kazmeir Allen	0	0	0	2	52	27	0	0	0
Caleb Johnson	0	0	0	0	0	0	1	34	34

## UCLA Pulls Away from LSU, 38-27

Quarterback **Max Johnson** connected with wide receiver **Kayshon Boutte** for three touchdowns, but it wasn't enough for No. 16-ranked LSU on Saturday at the Rose Bowl. UCLA won the first meeting between the teams, 38-27. UCLA senior quarterback Dorian Thompson-Robinson threw for three touchdowns, as the Bruins pulled away from LSU with a pair of fourth-quarter touchdowns. LSU (0-1) pulled within four points, 24-20, following a **Cade York** field goal with 1:07 left in the third quarter. UCLA (2-0) then used a pair of eight-play drives that spanned 73 and 81 yards in the fourth quarter to earn a victory in the first meeting between the programs on the gridiron. Johnson, who started for the third time in his LSU career, completed 26-of-46 passes for 330 yards and three touchdowns. He was intercepted once and sacked twice. LSU struggled to find momentum in its running game, finishing with 48 net yards on 25 carries. Bruins' quarterback Thompson-Robinson was 9-of-16 passing for 260 yards with touchdown passes of 75, 14 and 45 yards. Tight end Greg Dulcich caught three passes for 117 yards including a 75-yard touchdown pass. UCLA's Zach Charbonnet had 117 rushing yards on 11 carries with a touchdown.

### Scoring

	1	2	3	4	F
LSU	0	10	10	7	27
UCLA	0	14	10	14	38

LSU	2Q	12:34	Boutte 3 yd pass from Johnson (York kick)
UCLA	2Q	12:20	Dulcich 75 yd pass from Thompson-Robinson (Barr-Mira kick)
UCLA	2Q	9:49	Charbonnet 12 yd rush (Barr-Mira kick)
LSU	2Q	3:53	York 26 yd field goal
UCLA	3Q	10:52	Cota 14 yd pass from Thompson-Robinson (N.Barr-Mira kick)
LSU	3Q	8:56	Boutte 44 yd pass from Johnson (York kick)
UCLA	3Q	6:38	Barr-Mira 43 yd field goal
LSU	3Q	1:07	York 43 yd field goal
UCLA	4Q	12:08	Brown 1 yd rush (Barr-Mira kick)
UCLA	4Q	6:31	Philips 45 yd pass from Thompson-Robinson (Barr-Mira kick)
LSU	4Q	4:08	Boutte 45 yd pass from Max Johnson (York kick)

### Team Stats

	LSU	UCLA
FIRST DOWNS	24	19
Rushing	4	12
Passing	17	7
Penalty	3	0
NET YARDS RUSHING	49	210
Rushing Attempts	25	47
Average Per Rush	2.0	4.5
Rushing Touchdowns	0	2
Yards Gained Rushing	66	264
Yards Lost Rushing	17	54
NET YARDS PASSING	330	260
Completions-Attempts-Int	26-46-1	9-16-1
Avg. Per Attempt	7.2	16.2
Avg. Per Completion	12.7	28.9
Passing Touchdowns	3	3
TOTAL OFFENSE YARDS	379	470
Total offense plays	71	63
Avg. Game Per Play	5.3	7.5
Fumbles: Number-Lost	3-0	0-0
Penalties: Number-Yards	2-10	8-73
PUNTS-YARDS	6-240	4-177
Avg. Yard Per Punt	40.0	44.2
Net Yards Per Punt	40	39.8
Inside 20	4	1
50+ Yards	0	1
Touchbacks	0	0
Fair Catch	4	1
KICKOFF-YARDS	5-324	7-451
Avg. Yard Per Kickoff	64.8	64.4
Net Yards Per Kickoff	39.4	39.7
Touchbacks	3	6
Fair Catch Yards	0	0
Punt Returns: Number-Yds-TD	3-18-0	0-0-0
Avg. Punt Return	6.0	0.0
Kick Returns: Number-Yds-TD	1-23-0	2-52-0
Avg. Per Return	23.0	26.0
Interception: Number-Yds-TD	1-0-0	1-34-0
Fumble Returns: Number-Yds-TD	0-0-0	0-0-0
Miscellaneous Yards	0	0
Possession Time	29:54	30:06
1st Quarter	07:35	07:25
2nd Quarter	08:01	06:59
3rd Quarter	10:52	04:08
4th Quarter	03:26	11:34
Third Down Conversions	6-15	7-13
Fourth Down Conversions	1-1	0-0
Red-Zone: Scores-Chances	3-3	3-4
Touchdowns	1-3	3-4
Field Goals	2-3	0-4
Sacks By: Number-Yds	4-36	2-15
PAT Kicks	3-3	5-5
Field Goals	2-2	1-1
Points off Turnover	3	7

# Game 2

**LSU** **34** **September 11, 2021**  
**McNeese** **7** **Tiger Stadium**  
**Baton Rouge, LA**  
**94,220**

**LSU RUSHING**

	Att.	Gain	Lost	Net	TD	Long	Avg.
Corey Kiner	11	57	1	56	1	23	5.1
Tyrion Davis-Price	8	37	0	37	0	21	4.6
Armoni Goodwin	2	23	0	23	0	21	11.5
Josh Williams	4	17	0	17	0	6	4.2
Trey Palmer	1	3	0	3	0	3	3.0
Max Johnson	8	12	11	1	0	10	0.1
Garrett Nussmeier	1	0	5	-5	0	0	-5.0
TEAM	1	0	6	-6	0	0	-6.0

**LSU PASSING**

	Att.	Comp	Int	Yds	TD	Long	Sacks
Max Johnson	27	18	0	161	3	24	2
Garrett Nussmeier	10	3	0	19	0	9	1

**LSU RECEIVING**

	No.	Yds.	TD	Long
Kayshon Boutte	5	31	2	11
Jack Bech	4	57	0	24
Kole Taylor	4	22	0	9
Trey Palmer	3	30	1	19
Deion Smith	2	13	0	9
Tyrion Davis-Price	1	21	0	21
Alex Adams	1	5	0	5
Josh Williams	1	1	0	1
Jaray Jenkins	0	0	0	0
Koy Moore	0	0	0	0
Jack Mashburn	0	0	0	0
Brian Thomas Jr.	0	0	0	0

**LSU PUNTING**

	No.	Yds.	Avg.	Long	I20	TB
Avery Atkins	7	274	39.1	47	3	0

**LSU FIELD GOALS**

	Att.	Made	Long	KICKS
Cade York	2	2	56	Made: 55,56

**LSU ALL RETURNS**

	Punts			Kickoffs			Interceptions		
	No.	Yds.	Lg.	No.	Yds.	Lg.	No.	Yds.	Lg.
Trey Palmer	1	3	3	1	16	16	0	0	0
Koy Moore	1	1	1	0	0	0	0	0	0
Deion Smith	1	0	0	0	0	0	0	0	0

**MCNEESE RUSHING**

	Att.	Gain	Lost	Net	TD	Long	Avg.
Stephon Huderson	16	73	6	67	0	30	4.2
Deonta McMahon	11	48	4	44	0	32	4.0
Cody Orgeron	15	11	71	-60	0	6	-4.0

**MCNEESE PASSING**

	Att.	Comp	Int.	Yds.	TD	Long	Sacks
Cody Orgeron	20	10	0	91	1	44	8

**MCNEESE RECEIVING**

	No.	Yds.	TD	Long
Joshua Matthews	2	23	0	12
Deonta McMahon	2	15	0	11
Stephon Huderson	2	4	0	7
Carlo Williams	1	44	1	44
Mason Pierce	1	4	0	4
Jalen Johnson	1	2	0	2
Dontay Hargrove	1	-1	0	0
Walker Wood	0	0	0	0
Markel Cotten	0	0	0	0
Brendan Sirls	0	0	0	0

**MCNEESE PUNTING**

	No.	Yds.	Avg.	Long	I20	TB
Callum Eddings	10	310	31.0	40	2	0
Eemil Herranen	2	61	30.5	31	0	0

**MCNEESE FIELD GOALS**

	Att.	Made	Long	KICKS
N/A				

**MCNEESE ALL RETURNS**

	Punts			Kickoffs			Interceptions		
	No.	Yds.	Lg.	No.	Yds.	Lg.	No.	Yds.	Lg.
Mason Pierce	1	20	20	2	36	22	0	0	0

## Defense Powers LSU Past McNeese, 34-7

LSU's defense pitched a shutout until the waning minutes and **Cade York** twice set Tiger Stadium records, as the Tigers bounced back with a 34-7 victory over McNeese on Saturday night in Tiger Stadium. York, a preseason all-American, made field goals of 55 and 56 yards to twice break the Tiger Stadium record for longest field goal. The previous mark was 54 yards setup by Wade Richey against Kentucky in 1996. York's personal best is 57 yards made in 2020 at Florida. He improved to 12-of-14 in his LSU career on field goal attempts of 50-plus yards. Meanwhile, the Tigers' defense allowed only 67 yards midway through the fourth quarter when McNeese (0-2) put together its only scoring drive of the contest – 79 yards in five plays – to finish the game with 142 yards of total offense. LSU was suffocating on the defensive side, recording 16 tackles behind the line of scrimmage including eight sacks while forcing 12 punts. The sacks mark was one shy of the school record (9 in 1994 vs. Tulane) and the most since head coach **Ed Orgeron's** squad had eight against Lamar Jackson and Louisville in the 2016 Citrus Bowl. Freshman defensive tackle **Maason Smith** led the charge with 3.5 sacks, while senior end **Andre Anthony** added 2.5 and reserve end **Desmond Little** had 1.5. Tigers starting quarterback sophomore **Max Johnson** finished 18-of-27 passing for 161 yards with three touchdowns, while freshman **Garrett Nussmeier** saw his first action at LSU late in the third quarter. He finished 3-of-10 passing for 19 yards. Also seeing action for the first time was freshman running back **Corey Kiner**, who led LSU with 11 carries and 56 yards with a 23-yard touchdown in the fourth quarter. LSU ran for 126 yards. Wide receiver **Kayshon Boutte** added two touchdown receptions to his tally and finished with five catches for 31 yards on eight targets. Freshman receiver **Jack Bech** had a game-high 57 receiving yards on four receptions. Orgeron's son, Cody, was the starting quarterback for McNeese (0-2). The younger Orgeron completed 10-of-20 passes for 91 yards including the 44-yard screen pass for a touchdown with 4:30 remaining in the contest. Stephon Huderson led McNeese with 67 net rushing yards, while Deonta McMahon added 44.

**Scoring**

	1	2	3	4	F
LSU	0	0	0	7	7
MCNEESE	7	10	7	10	34

**LSU**

LSU	1Q	08:16	Palmer 19 yd pass from Johnson (York kick)
LSU	2Q	06:58	Boutte 3 yd pass from Johnson (York kick)
LSU	2Q	01:41	York 55 yd field goal
LSU	3Q	02:47	Boutte 6 yd pass from Johnson (York kick)
LSU	4Q	14:55	York 56 yd field goal
LSU	4Q	07:37	Kiner 23 yd rush (York kick)
MCN	4Q	1:07	Williams 44 yd pass from C. Orgeron (Heitmeier kick)

**Team Stats**

	LSU	MCNEESE
FIRST DOWNS	17	10
Rushing	7	3
Passing	9	5
Penalty	1	2
NET YARDS RUSHING	126	51
Rushing Attempts	36	42
Average Per Rush	3.5	1.2
Rushing Touchdowns	1	0
Yards Gained Rushing	149	132
Yards Lost Rushing	23	81
NET YARDS PASSING	180	91
Completions-Attempts-Int	21-37-0	10-20-0
Avg. Per Attempt	4.9	4.6
Avg. Per Completion	8.6	9.1
Passing Touchdowns	3	1
TOTAL OFFENSE YARDS	306	142
Total offense plays	73	62
Avg. Gain Per Play	4.2	2.3
Fumbles: Number-Lost	1-0	1-1
Penalties: Number-Yards	2-25	3-25
PUNTS-YARDS	7-274	12-371
Avg. Yard Per Punt	39.1	30.9
Net Yards Per Punt	36.3	30.6
Inside 20	3	2
50+ Yards	0	0
Touchbacks	0	0
Fair Catch	6	4
KICKOFF-YARDS	7-448	2-111
Avg. Yard Per Kickoff	64.0	55.5
Net Yards Per Kickoff	41	39.5
Touchbacks	5	0
Fair Catch Yards	0	16
Punt Returns: Number-Yds-TD	3-4-0	1-20-0
Avg. Per Return	1.3	20.0
Kick Returns: Number-Yds-TD	1-16-0	2-36-0
Avg. Per Return	16.0	18.0
Interception: Number-Yds-TD	0-0-0	0-0-0
Fumble Returns: Number-Yds-TD	0-0-0	0-0-0
Miscellaneous Yards	0	0
Possession Time	28:30	31:30
1st Quarter	07:55	07:05
2nd Quarter	08:30	06:30
3rd Quarter	06:04	08:56
4th Quarter	06:01	08:59
Third Down Conversions	4-16	3-16
Fourth Down Conversions	2-3	0-0
Red-Zone: Scores-Chances	3-3	0-0
Touchdowns	3-3	0-0
Field Goals	0-3	0-0
Sacks By: Number-Yds	8-64	3-14
PAT Kicks	4-4	1-1
Field Goals	2-2	0-0
Points off Turnover	7	0

## Numerical Roster

NO.	NAME	POS.	HT.	WT.	CL.-EXP.	HOMETOWN (PREVIOUS SCHOOL)
0	Maason Smith	DT	6-6	292	FR-HS	Houma, La. (Terrebonne HS)
1	Kayshon Boutte	WR	6-0	190	SO-1L	New Iberia, La. (Westgate HS)
1	Eli Ricks	CB	6-2	195	SO-1L	Rancho Cucamonga, Calif. (IMG Academy)
2	Dwight McGlothern	CB	6-2	186	SO-1L	Houston, Texas (Klein Oak HS)
2	Koy Moore	WR	6-0	190	SO-1L	Kenner, La. (Archbishop Rummel HS)
3	Andre Anthony	DE	6-4	251	GR-3L	New Orleans, La. (Edna Karr HS)
3	Tyrion Davis-Price	RB	6-1	223	JR-2L	Baton Rouge, La. (Southern Lab HS)
4	John Emery Jr.	RB	6-0	215	JR-2L	St. Rose, La. (Destrehan HS)
4	Todd Harris Jr.	S	5-11	195	GR-3L	Maringouin, La. (Plaquemine HS)
5	Garrett Nussmeier	QB	6-1	190	FR-HS	Lake Charles, La. (Marcus HS)
5	Jay Ward	S	6-1	180	JR-2L	Moultrie, Ga. (Colquitt County HS)
6	Derrick Davis Jr.	DB	6-0	198	FR-HS	Wilkinsburg, Pa. (Gateway HS)
6	Deion Smith	WR	6-3	198	FR-HS	Jackson, Miss. (Jackson Academy)
7	Derek Stingley Jr.	CB	6-1	195	JR-2L	Baton Rouge, La. (Dunham School)
8	Malik Nabers	WR	6-1	188	FR-HS	Lafayette, La. (Southside HS)
8	BJ Ojulari	DE	6-3	244	SO-1L	Marietta, Ga. (Marietta HS)
10	Jaray Jenkins	WR	6-3	198	JR-2L	Jena, La. (Jena HS)
10	Josh White	LB	6-0	220	SO-1L	Houston, Texas (Cy Creek HS)
11	Ali Gaye	DE	6-6	250	SR-1L	Lynnwood, Wash. (Edmonds-Woodway HS)
11	Brian Thomas Jr.	WR	6-5	198	FR-HS	Walker, La. (Walker HS)
12	Alex Adams	WR	6-1	200	SO-1L	Osyka, Miss. (South Pike HS)
12	Tavion Faulk	QB	6-1	167	FR-HS	Carencro, La. (Carencro HS)
13	Jontre Kirklín	WR	5-11	186	SR-4L	Lutcher, La. (Lutcher HS)
14	Max Johnson	QB	6-5	218	SO-1L	Athens, Ga. (Oconee County HS)
14	Matthew Langlois	DB	6-0	197	FR-HS	New Roads, La. (Catholic HS of Pointe Coupee)
15	Myles Brennan	QB	6-4	234	SR-3L	Long Beach, Miss. (St. Stanislaus HS)
15	Sage Ryan	DB	5-11	195	FR-HS	Lafayette, La. (Lafayette Christian Academy)
16	Devonta Lee	WR	6-2	215	JR-2L	Fluker, La. (Amite HS)
17	Zavier Carter	DE	6-4	199	FR-HS	Atlanta, Ga. (Hapeville Charter Academy)
17	Chris Hilton Jr.	WR	6-0	178	FR-HS	Zachary, La. (Zachary HS)
18	Avery Atkins	PK	6-0	218	SR-3L	Auburn, Ala. (Auburn HS)
18	Damone Clark	LB	6-3	240	SR-3L	Baton Rouge, La. (Southern Lab HS)
19	Mike Jones Jr.	LB	6-2	234	SO-TR	Nashville, Tenn. (IMG Academy/Clemson)
19	Matt O'Dowd	QB	6-2	199	FR-HS	Plantation, Fla. (Marjory Stoneman Douglas HS)
21	Corey Kiner	RB	5-10	213	FR-HS	Cincinnati, Ohio (Roger Bacon HS)
21	Jordan Toles	S	6-2	203	SO-1L	Baltimore, Md. (St. Frances Academy)
22	Armoni Goodwin	RB	5-9	185	FR-HS	Birmingham, Ala. (Hewitt-Trussville HS)
22	Navonteque Strong	LB	6-2	230	SO-JC	Forest, Miss. (Scott Central HS/Mississippi Gulf Coast CC)
23	Micah Baskerville	LB	6-2	223	SR-3L	Shreveport, La. (Evangel Christian Academy)
23	Corren Norman	RB	5-9	195	SO-1L	Lafayette, La. (Lafayette HS)
24	Carter Arceneaux	WR	5-11	183	FR-HS	Lafayette, La. (St. Thomas More HS)
24	Darren Evans	CB	6-3	174	SR-1L	Baton Rouge, La. (Glen Oaks HS/Nicholls)
25	Cordale Flott	CB	6-2	170	JR-2L	Saraland, Ala. (Saraland HS)
26	Damarius McGhee	DB	6-1	162	FR-HS	Pensacola, Fla. (Pensacola Catholic HS)
27	Ralph Walker	DB	5-11	165	FR-HS	Zachary, La. (Zachary HS)
27	Josh Williams	RB	5-9	194	SO-1L	Houston, Texas (The Kinkaid School)
28	Major Burns	DB	6-3	178	FR-TR	Baton Rouge, La. (Madison Prep Academy/Georgia)
29	Raydarius Jones	CB	6-2	171	SO-1L	Horn Lake, Miss. (Horn Lake HS)
30	Greg Penn III	LB	6-2	221	FR-HS	Baltimore, Md. (DeMatha Catholic HS)
31	Cameron Lewis	S	6-1	195	GR-2L	Monroe, La. (Wossman HS)
32	Peyton Badyrka	PK	6-2	170	FR-HS	Dunmore, Pa. (Dunmore HS)
32	Lloyd Cole	CB	5-11	200	SR-2L	Bossier City, La. (Parkway HS/Grambling)
33	Everett Garard	DB	5-10	189	FR-HS	Atlanta, Ga. (North Gwinnett HS)
33	Trey Palmer	WR	6-1	187	JR-2L	Kentwood, La. (Kentwood HS)
34	Damian Ramos	PK/P	6-1	160	FR-HS	Baltimore, Md. (St. Paul's HS)
34	Antoine Sampah	LB	6-2	215	SO-1L	Woodbridge, Va. (Woodbridge HS)
35	Nick Demas	RB	6-0	198	FR-RS	Westfield, Ind. (Guerin Catholic HS)
35	Saivion Jones	DE	6-6	242	FR-HS	Vacherie, La. (St. James HS)
36	Messiah Farinas	S	6-0	173	FR-HS	Houston, Texas (Westside HS)
36	Cade York	PK	6-2	206	JR-2L	McKinney, Texas (Prosper HS)
37	Hunter Faust	LB	6-1	216	JR-1L	New Orleans, La. (Jesuit HS)
38	Pig Cage	DB	5-11	198	FR-TR	Kenner, La. (Archbishop Rummel HS/Nicholls)
38	Peyton Todd	P	6-4	228	FR-HS	West Monroe, La. (West Monroe HS)
39	Ezekeal Mata	PK	6-0	188	FR-RS	San Marcos, Calif. (Mission Hills HS)
39	Phillip Webb	LB	6-4	241	FR-RS	Buford, Ga. (Lanier HS)
40	Landon Jackson	DL	6-7	273	FR-HS	Texarkana, Texas (Pleasant Grove HS)
41	Jake Chiasson	TE	5-11	213	FR-HS	Lafayette, La. (St. Thomas More HS)
41	Kyler Rodriguez	LB	5-10	200	FR-RS	Kenner, La. (Archbishop Rummel HS)
42	Lane Blue	LB	6-1	247	FR-HS	Chatham, La. (Neville HS)
42	Aaron Moffitt	TE	6-2	232	GR-1L	Baton Rouge, La. (Catholic HS)
42	Matt Worch	DE/LB	6-1	220	FR-HS	Rockville, Md. (Our Lady of Good Counsel HS)
43	Matt Jayne	LB	5-8	182	FR-TR	Kenner, La. (John Curtis HS/McNeese)
43	Preston Stafford	PK	6-0	172	JR-SQ	Baton Rouge, La. (Catholic HS)
44	Luke Laforge	SNP	6-0	205	FR-HS	New Orleans, La. (Jesuit HS)
45	Stephen King	TE	6-6	260	JR-SQ	Alexandria, Va. (Hayfield Secondary School)

## Alphabetical Roster

NO.	NAME	POS.
12	Alex Adams	WR
3	Andre Anthony	DE
24	Carter Arceneaux	WR
18	Avery Atkins	PK
31	Peyton Badyrka	PK
23	Micah Baskerville	LB
80	Jack Bech	WR
54	Aaron Benfield	LB
64	Josh Billedeaux	OL
42	Lane Blue	LB
86	Caleb Bonine	TE
1	Kayshon Boutte	WR
75	Anthony Bradford	OL
15	Myles Brennan	QB
28	Major Burns	DB
38	Pig Cage	DB
17	Zavier Carter	DE
55	Jarell Cherry	DE
41	Jake Chiasson	TE
18	Damone Clark	LB
32	Lloyd Cole	CB
6	Derrick Davis Jr.	DB
3	Tyrion Davis-Price	RB
76	Austin Deculus	OT
72	Garrett Dellinger	OL
35	Nick Demas	RB
46	Charlie Drost	TE
74	Marcus Dumervil	OL
4	John Emery Jr.	RB
24	Darren Evans	CB
94	Joseph Evans	DT
36	Messiah Farinas	S
92	Neil Farrell Jr.	DE
12	Tavion Faulk	QB
37	Hunter Faust	LB
49	Jonathan Ferguson	P
25	Cordale Flott	CB
53	Soni Fonua	DE
88	Evan Francioni	WR
33	Everett Garard	DB
11	Ali Gaye	DE
51	Dylan Gibbs	LB
85	LJ Gilyot	WR
22	Armoni Goodwin	RB
90	Jacobian Guillory	DT
4	Todd Harris Jr.	S
52	Nate Harris	LB
71	Xavier Hill	OL
17	Chris Hilton Jr.	WR
57	Chasen Hines	OG
70	Ed Ingram	OG
40	Landon Jackson	DL
43	Matt Jayne	LB
10	Jaray Jenkins	WR
14	Max Johnson	QB
19	Mike Jones Jr.	LB
29	Raydarius Jones	CB
35	Saivion Jones	DE
21	Corey Kiner	RB
45	Stephen King	TE
13	Jontre Kirklín	WR
44	Luke Laforge	SNP
14	Matthew Langlois	DB
81	Bryce Langston	DL
16	Devonta Lee	WR
83	Gabe Leonards	TE
31	Cameron Lewis	S
59	Desmond Little	DE
97	Glen Logan	DT
55	Kimo Makane'ole	OL
77	Marlon Martinez	OL
82	Jack Mashburn	TE
39	Ezekeal Mata	PK



## Numerical Roster

NO.	NAME	POS.	HT.	WT.	CL.-EXP.	HOMETOWN (PREVIOUS SCHOOL)
46	Charlie Drost	TE	6-5	240	FR-RS	Lake Charles, La. (St. Louis Catholic HS)
46	Blake McLaughlin	LB	5-10	229	FR-HS	New Orleans, La. (Gonzaga College HS)
47	Max Peterson	SNP	6-0	220	FR-RS	Weston, Mass. (Belmont Hill School)
48	Quentin Skinner	SNP	6-0	241	SO-1L	Buford, Ga. (Buford HS)
48	Sloan Wright	LB	6-2	231	FR-RS	Lafayette, La. (St. Thomas More HS)
49	Jonathan Ferguson	P	6-2	235	FR-HS	Sacramento, Calif. (Davis Senior HS)
51	Dylan Gibbs	LB	6-1	211	FR-HS	Destrehan, La. (Destrehan HS)
52	Nate Harris	LB	6-0	190	FR-HS	Leonard, Texas (Leonard HS)
53	Soni Fonua	DE	6-4	258	SR-2L	Salt Lake City, Utah (East HS/Mesa CC)
54	Aaron Benfield	LB	6-2	229	SO-SQ	Lafitte, La. (E.D. White Catholic HS)
55	Jarell Cherry	DE	6-2	259	JR-1L	Dallas, Texas (Carter HS)
55	Kimo Makane'ole	OL	6-4	293	FR-HS	Niceville, Fla. (Niceville HS)
56	Liam Shanahan	C	6-5	300	SR-1L	Marlborough, Mass. (Marlborough HS/Harvard)
56	Vincent Valdez	DL	5-9	262	FR-HS	El Paso, Texas (Eastwood HS)
57	Chasen Hines	OG	6-3	350	SR-3L	Marshall, Texas (Marshall HS)
58	Jared Small	LB	5-11	207	SR-2L	Baton Rouge, La. (Catholic HS)
58	Kardell Thomas	OL	6-4	339	SO-SQ	Baton Rouge, La. (Southern Lab HS)
59	Desmond Little	DE	6-5	231	SO-SQ	Prichard, Ala. (Vigor HS)
61	Cameron Wire	OT	6-6	307	JR-1L	Gonzales, La. (East Ascension HS)
64	Josh Billedeaux	OL	6-2	312	FR-HS	Lafayette, La. (St. Thomas More HS)
66	Lanson Smith	OL	6-1	280	FR-HS	Houston, Texas (Clear Falls HS)
67	Spencer Payne	OL	6-3	296	FR-RS	Castroville, Texas (Medina Valley HS)
69	Charles Turner	OL	6-6	284	SO-1L	Canton, Ohio (IMG Academy)
70	Ed Ingram	OG	6-4	320	SR-3L	DeSoto, Texas (DeSoto HS)
71	Xavier Hill	OL	6-4	306	FR-RS	Olive Branch, Miss. (Olive Branch HS)
72	Garrett Dellinger	OL	6-5	303	FR-HS	Clarkston, Mich. (Clarkston HS)
74	Marcus Dumervil	OL	6-6	289	FR-RS	Lauderdale Lakes, Fla. (St. Thomas Aquinas HS)
75	Anthony Bradford	OL	6-5	365	SO-1L	Muskegon, Mich. (Muskegon HS)
76	Austin Deculus	OT	6-7	325	GR-4L	Mamou, La. (Cy-Fair HS)
77	Marlon Martinez	OL	6-5	316	SO-1L	Fort Lauderdale, Fla. (St. Thomas Aquinas HS)
78	Thomas Perry	OL	6-6	325	SO-SQ	Lafayette, La. (Teurlings Catholic HS)
80	Jack Bech	WR	6-2	207	FR-HS	Lafayette, La. (St. Thomas More HS)
81	Bryce Langston	DL	6-3	282	FR-HS	Ocala, Fla. (Vanguard HS)
82	Jack Mashburn	TE	6-3	224	SO-1L	Mandeville, La. (St. Paul's HS)
83	Gabe Leonards	TE	6-3	210	FR-HS	Crowley, La. (Notre Dame HS)
85	LJ Gilyot	WR	5-10	169	SO-RS	New Orleans, La. (Brother Martin HS)
86	Caleb Bonine	TE	6-3	214	FR-TR	Baton Rouge, La. (Catholic HS/Northwestern St.)
87	Kole Taylor	TE	6-7	247	SO-1L	Grand Junction, Colo. (Central HS)
88	Evan Francioni	WR	6-0	195	JR-1L	River Ridge, La. (Archbishop Rummel HS/New Orleans)
89	Jack Rilling	WR	5-9	175	FR-HS	Madison, Wisc. (St. Cloud HS)
90	Jacobian Guillory	DT	6-2	326	FR-RS	Alexandria, La. (Alexandria Senior HS)
92	Neil Farrell Jr.	DT	6-4	325	GR-4L	Mobile, Ala. (Murphy HS)
94	Joseph Evans	DT	6-1	306	SO-2L	Haynesville, La. (Haynesville HS)
97	Glen Logan	DT	6-5	303	GR-4L	Kenner, La. (Destrehan HS)
99	Jaquelin Roy	DT	6-4	297	SO-1L	Baton Rouge, La. (University Lab HS)

## Alphabetical Roster

26	Damarius McGhee	DB
2	Dwight McGlothern	CB
46	Blake McLaughlin	LB
42	Aaron Moffitt	TE
2	Koy Moore	WR
8	Malik Nabers	WR
23	Corren Norman	RB
5	Garrett Nussmeier	QB
19	Matt O'Dowd	QB
8	BJ Ojulari	DE
33	Trey Palmer	WR
67	Spencer Payne	OL
30	Greg Penn III	LB
78	Thomas Perry	OL
47	Max Peterson	SNP
34	Damian Ramos	PK/P
1	Eli Ricks	CB
89	Jack Rilling	WR
41	Kyler Rodriguez	LB
99	Jaquelin Roy	DT
15	Sage Ryan	DB
34	Antoine Sampah	LB
56	Liam Shanahan	C
48	Quentin Skinner	SNP
58	Jared Small	LB
0	Maason Smith	DT
6	Deion Smith	WR
66	Lanson Smith	OL
43	Preston Stafford	PK
7	Derek Stingley Jr.	CB
22	Navonteque Strong	LB
87	Kole Taylor	TE
11	Brian Thomas Jr.	WR
58	Kardell Thomas	OL
38	Peyton Todd	P
21	Jordan Toles	S
69	Charles Turner	OL
56	Vincent Valdez	DL
27	Ralph Walker	DB
5	Jay Ward	S
39	Phillip Webb	LB
10	Josh White	LB
27	Josh Williams	RB
61	Cameron Wire	OT
42	Matt Worch	DE/LB
48	Sloan Wright	LB
36	Cade York	PK

## Pronunciation Guide

### PLAYERS

Jack Bech	Besh
Josh Billedeaux	bill-uh-doe
Caleb Bonine	bow-nine
Kayshon Boutte	Kay-shawn Boo-tay
Zavier Carter	zay-vure
Jake Chiasson	shah-sawn
Nick Demas	Dee-mus
Marcus Dumervil	Do-mer-ville
Messiah Farinas	Fa-ree-nus
Evan Francioni	Fran-chê-ô-nê
Everett Garard	guh-rard
Ali Gaye	Ah-lê, like the boxer
LJ Gilyot	gee-yot
Jacobian Guillory	Juh-cô-bê-an
Xavier Hill	z-sound in Xavier
Brandon Hubicz	Hue-bix
Saivion Jones	say-vee-on
Matthew Langlois	lan-wah

Kimo Makane'ole	mack-uh-nay-oh-lay
Jansen Mayea	My-â-uh, hard a
Dwight McGlothern	Muh-glock-ern
Blake McLaughlin	mic-lauck-lin
Garrett Nussmeier	nuss-my-er
BJ Ojulari	Ô-juh-lar-ê
Jack Rilling	rie-ling
Jaquelin Roy	Juh-qway-lin
Antoine Sampah	sam-fa
Liam Shanahan	Lê-um
Maason Smith	may-son
Navonteque "Bugg" Strong	nuh-von-teek

### COACHES

Daronte Jones	duh-ron-tay
DJ Mangas	mang-us
Greg McMahon	Mick-man
Ed Orgeron	O-zhure-on
Jake Peetz	peets



# 3

## Andre Anthony

**Defensive End**  
6-4 • 251 • Sr. • 3L  
New Orleans, La.  
Edna Karr High School

- 2017 SEC Academic Honor Roll
- 2020 LSU Graduate (Sports Administration)

Team leader ... Starting defensive end for the Tigers who enters his sixth year at LSU ... Originally signed with the Tigers in 2016 ... Redshirted as a true freshman and has since developed into a top defensive end ... Has played linebacker during his career, but has found a home at defense end, specializing as an edge rusher for the Tigers ... Has played in 34 games during his career, starting 15 times ... 52 career tackles and 10.5 sacks ... Graduated in August of 2020 with a degree in sports administration.

### GRADUATE SEASON (2021)

Collected five total tackles and a career-best 2.5 sacks (-20 yards) in Sept. 11 win over McNeese ... Recorded a sack (-9 yards) and a 1.5 tackles for loss (-10 yards) in Sept. 4 season opener at UCLA.

### ANDRE ANTHONY'S CAREER HIGHS

Tackles: 6 at Vanderbilt, 2020  
Tackles for loss: 2.5 vs. McNeese, 2021  
Sacks: 2.5 vs. McNeese, 2021  
Quarterback Hurries: 2 at Florida, 2020  
Fumble recoveries: 1 vs. Southeastern Louisiana

### ANDRE ANTHONY'S CAREER STATISTICS

YEAR	G-GS	UT	AT	TT	TFL	Sacks	PBU	QBH	INT	FF	FR
2017	0-0	0	0	0	0	0	0	0	0	0	0
2018	13-3	5	9	14	0.5-4	0.5-4	0	2	0	0	1
2019	9-2	4	5	9	1.0-2	1.0-2	1	0	0	0	0
2020	10-8	13	11	24	5.5-26	5.5-26	1	4	0	0	0
2021	2-2	3	4	7	4.0-30	3.5-29	0	0	0	0	0
<b>Total</b>	<b>34-15</b>	<b>25</b>	<b>29</b>	<b>54</b>	<b>11.0-62</b>	<b>10.5-61</b>	<b>2</b>	<b>6</b>	<b>0</b>	<b>0</b>	<b>1</b>



# 18

## Avery Atkins

**Placekicker/Kickoff Specialist/Punter**  
6-0 • 218 • Sr. • 3L  
Auburn, Ala.  
Auburn High School

- 2021 LSU Graduate (Kinesiology)
- 2020 SEC Academic Honor Roll
- 2019 SEC Academic Honor Roll
- 2018 SEC Academic Honor Roll

Extremely talented kicker that has been nearly automatic when it comes to kicking the ball through the endzone on kickoffs ... Has tremendous leg strength with outstanding technique and pinpoint accuracy ... Serves as LSU's kickoff specialist for the fourth straight year in 2021 ... Will wear No. 18 after being awarded the jersey prior to the start of the 2021 season ... The No. 18 is worn by the LSU player that best represents the values of the program on and off the field ... Has had a big impact on LSU's success as 84 percent (230-of-275) of his kickoffs have gone for touchbacks ... Has played in 40 games with 282 kickoffs ... Of his 282 kickoffs, only two have gone out of bounds ... Set LSU single-season records for kickoffs (131) and touchbacks (131) in 2019 ... LSU career record holder for kickoffs (282), kickoff yards (17,679) and touchbacks (235) ... Three-time member of the SEC Academic Honor Roll ... Graduated in May of 2021 with a degree in kinesiology.

### SENIOR SEASON (2021)

Punted seven times for a 39.1 yard average (long of 47) vs. McNeese on Sept. 11, with three kicks inside the 20-yard line; also kicked off seven times with five touchbacks ... Made his LSU debut as a punter on Sept. 4 at UCLA, punting six times for a 40-yard average, including a long punt of 47 yards and four boots downed inside the 20-yard line ... also kicked off five times at UCLA with three touchbacks.

### AVERY ATKINS' CAREER HIGHS

Kickoffs: 11, 4x (Last: vs. Ole Miss, 2020)  
Kickoff Yards: 715 at Vanderbilt, 2019  
Touchbacks: 11 at Vanderbilt, 2019

### AVERY ATKINS' CAREER KICKOFF STATISTICS

Year	G	No.	Yds.	Avg.	TB	OB
2018	13	79	5,014	63.5	71	0
2019	15	131	8,218	62.7	110	1
2020	10	60	3,759	62.7	46	1
2021	2	12	772	64.3	8	0
<b>Total</b>	<b>40</b>	<b>282</b>	<b>17,679</b>	<b>62.7</b>	<b>235</b>	<b>2</b>



# 23

## Micah Baskerville

**Linebacker**  
6-2 • 223 • Sr. • 3L  
Shreveport, La.  
Evangel Christian Academy

Veteran on the defensive side of the ball who has been a key contributor at linebacker during his career ... Will be counted on for leadership and increased production as a senior ... Among a group of linebackers that will be part of the starting rotation ... Good instincts and can make plays from sideline to sideline ... Has played in 30 games with 10 starts in four years with the Tigers ... Also contributes on special teams ... For career has 96 tackles to go along with 11.5 tackles for loss and a sack.

### SENIOR SEASON (2021)


Collected three tackles and one pass break-up in Sept. 11 win over McNeese ... Recorded five tackles (four solo, one assist) in Sept. 4 opener at UCLA, including 2.5 tackles for loss (-3 yards).

### MICAH BASKERVILLE'S CAREER HIGHS

Tackles: 12 at Texas A&M, 2020  
Tackles for loss: 2.5 (at UCLA, 2021)  
Sacks: 1.0 vs. Utah State, 2019

### MICAH BASKERVILLE'S CAREER STATISTICS

YEAR	G-GS	UT	AT	TT	TFL	Sacks	PBU	QBH	INT	FF	FR
2018	8-1	7	11	18	0.5-1	0-0	0	0	0	0	0
2019	12-0	10	5	15	4.0-10	1.0-1	1	0	0	0	0
2020	8-7	30	25	55	4.5-8	0-0	0	2	0	1	0
2021	2-2	4	4	8	2.5-3	0-0	1	0	0	0	0
<b>Total</b>	<b>30-10</b>	<b>51</b>	<b>45</b>	<b>96</b>	<b>11.5-22</b>	<b>1.0-1</b>	<b>2</b>	<b>2</b>	<b>0</b>	<b>1</b>	<b>0</b>



# 80

## Jack Bech

**Wide Receiver**  
6-2 • 207 • Fr. • HS  
Lafayette, La.  
St. Thomas More High School

Very talented Louisiana product that was considered one of the top prospects in the state as a senior in 2021 ... Excellent ball skills with sure hands, precise route running and the ability to get open ... Will likely be among LSU's receiving rotation ... Can play either tight end or wide receiver, but is a player that will stretch the field no matter where he lines up.

### TRUE FRESHMAN SEASON (2021)

LSU's leading receiver in Sept. 11 win over McNeese with four catches for 57 yards, including a long of 24 yards ... Made collegiate debut at UCLA on Sept. 4, recording one catch for 17 yards in a starting role.

### JACK BECH'S CAREER HIGHS

Receptions: 4 vs. McNeese, 2021  
Receiving Yards: 57 vs. McNeese, 2021  
Receiving TDs: none  
Longest Reception: 24 yards vs. McNeese, 2021

### JACK BECH'S CAREER RECEIVING STATISTICS

YEAR	G-GS	REC.	YDS.	TD	LONG
2021	2-1	5	74	0	24



# 1

## Kayshon Boutte

**Wide Receiver**  
**6-0 • 185 • So. • 1L**  
**New Iberia, La.**  
**Westgate High School**

- 2020 Freshman All-America (Football Writers Association of America)
- 2020 Freshman All-SEC

Emerged as LSU's go-to wide receiver late in 2020 when Terrace Marshall opted out of the season in November ... Set the SEC record for receiving yards in a game in the season-finale against Ole Miss with 308 yards and 3 TDs on 14 receptions in what was one of the most impressive performances in Tiger Stadium history ... Capped true freshman season with three straight 100-yard plus receiving games ... An all-around outstanding receiver who has the ability to score any time he touches the football ... Tremendous hands, speed and route running ability ... Can turn on a dime and is elusive, making him difficult to tackle ... Is in line to be the next great LSU wide receiver ... Just a sophomore, emerged as a leader on the offensive side of the ball for the Tigers.

### SOPHOMORE SEASON (2021)

Five receptions for 31 yards and two TDs in Sept. 11 win over McNeese ... Recorded nine catches for 148 yards and three TDs in Sept. 4 season opener at UCLA ... became first player in LSU history to catch at least three TD passes in consecutive games; he also had three scoring receptions vs. Ole Miss in the final game of the 2020 season.

### KAYSHON BOUTTE'S CAREER HIGHS

Receptions: 14 vs. Ole Miss, 2020  
 Receiving Yards: 308 vs. Ole Miss, 2020  
 Receiving TDs: 3 vs. Ole Miss, 2020; at UCLA, 2021  
 Longest Reception: 47 vs. Ole Miss, 2020

### KAYSHON BOUTTE'S CAREER RECEIVING STATISTICS

YEAR	G-GS	REC.	YDS.	TD	LONG
2020	10-5	45	735	5	47 (TD)
2021	2-2	14	179	5	45
<b>TOTAL</b>	<b>12-7</b>	<b>59</b>	<b>914</b>	<b>10</b>	<b>47 (TD)</b>



# 75

## Anthony Bradford

**Offensive Guard**  
**6-5 • 365 • So. • 1L**  
**Muskegon, Mich.**  
**Muskegon High School**

An offensive guard with huge upside, only lacks game experience ... Talented offensive lineman who possesses good feet and superior strength ... Can play either guard position ... As talented an offensive lineman as there is on the LSU roster ... Fit the bill as a player that can be a dominate SEC offensive lineman with a 6-foot-5, 365-pound frame ... Played in seven games as a redshirt freshman in 2020 after seeing action in three games as a true freshman ... Majoring in interdisciplinary studies

### SOPHOMORE SEASON (2021)

Made first LSU career start at offensive guard on Sept. 4 at UCLA.



# 28

## Major Burns

**Defensive Back**  
**6-3 • 178 • Fr. • Trf.**  
**Baton Rouge, La.**  
**Madison Prep/University of Georgia**

Baton Rouge native who transferred to LSU during the spring after spending one season at Georgia ... Gifted defensive back that will push for playing time ... Ball hawk at the safety position ... Played in six games as a true freshman at Georgia in 2020, recording five tackles.

### TRANSFER FRESHMAN SEASON (2021)

Collected six tackles (five solo) in Sept. 11 win over McNeese ... Made first career LSU start at safety on Sept. 4 at UCLA, recording five solo tackles against the Bruins.

### MAJOR BURNS' CAREER HIGHS

Tackles: 6 vs. McNeese, 2021

### MAJOR BURNS' CAREER STATISTICS

YEAR	G-GS	UT	AT	TT	TFL	SACKS	PBU	QBH	INT	FF	FR
2021	2-2	10	1	11	0-0	0-0	0	0	0	0	0



# 38

## Pig Cage

**Defensive Back**  
**5-11 • 198 • Fr. • Trf.**  
**Kenner, La.**  
**Archbishop Rummel/Nicholls**

Transfer defensive back from Nicholls ... One of two Nicholls transfers on the LSU roster as he joins cornerback Darren Evans, who joined the Tigers for the 2020 season ... Will add depth to the secondary ... Played as a true freshman during the Southland Conference's spring season for the Colonels ... Had 30 tackles including 11.0 for losses as a freshman at Nicholls.

### TRUE FRESHMAN (SPRING SEASON AT NICHOLLS 2021)

Played in all seven games as a true freshman ... Had 30 tackles including 11 for loss... Totaled 2.5 sacks and one forced fumble ... Broke up two passes and had one interception ... Recorded a season-high nine tackles against Southeastern Louisiana.



# 18

## Damone Clark

**Linebacker**  
**6-3 • 240 • Sr. • 3L**  
**Baton Rouge, La.**  
**Southern Lab High School**

Extremely talented player who enters his second year as a starting linebacker for the Tigers ... Learned from two first round draft picks during his first two seasons at LSU – Devin White in 2018 and Patrick Queen in 2019 ... Will wear No. 18 for the second straight season after being awarded the jersey prior to the start of 2020 ... The No. 18 is worn by the LSU player that best represents the values of the program on and off the field ... Has all of the tools necessary to become a dominant defender in the SEC ... Can play either inside or outside ... Another Baton Rouge product that has impacted the LSU football program ... Hard-hitting linebacker that plays fast and can make tackles sideline to sideline ... Extremely athletic with good ball skills ... Played tight end as well as throwing the javelin in high school ... High school teammates with fellow LSU Tigers in running back Tyrion Davis-Price and offensive lineman Kardell Thomas ... Has seen action in 40 games at LSU with 10 starts ... Has 134 tackles, 9.0 tackles for loss and 4.5 sacks for his career.

### SENIOR SEASON (2021)

Collected six tackles (four solo) in Sept. 11 win over McNeese; also had 1.0 tackle for loss (-1 yard) ... LSU's leading tackler in Sept. 4 season opener at UCLA, recording 14 total stops (10 solo, 4 assists) ... also credited with a pass broken up against the Bruins.

### DAMONE CLARK'S CAREER HIGHS

Tackles: 13 vs. Alabama, 2020 n, 2019  
 Tackles for Loss: 1.5, 2x (Last: vs. Mississippi State, 2020; First: at Vanderbilt, 2019)  
 Sacks: 1.5 at Vanderbilt, 2019

### DAMONE CLARK'S CAREER STATISTICS

YEAR	G-GS	UT	AT	TT	TFL	SACKS	PBU	QBH	INT	FF	FR
2018	13-0	0	1	1	0-0	0-0	0	0	0	0	0
2019	15-3	17	33	50	4.0-33	3.5-32	0	0	0	0	0
2020	10-5	26	37	63	4.0-18	1.0-10	1	3	0	0	0
2021	2-2	14	6	20	1.0-1	0	1	0	0	0	0
<b>Total</b>	<b>40-10</b>	<b>57</b>	<b>77</b>	<b>134</b>	<b>9.0-52</b>	<b>4.5-42</b>	<b>2</b>	<b>3</b>	<b>0</b>	<b>0</b>	<b>0</b>



# 3

## Tyrion Davis-Price

**Running Back**  
**6-1 • 223 • Jr. • 2L**  
**Baton Rouge, La.**  
**Southern Lab School**

Hard-nosed running back who is LSU's leading returning rusher in 2021 ... Coming off a 446-yard, 3-TD season a year ago ... Durable and dependable ... Another Baton Rouge area product that has found a home at LSU ... Prepped across town at Southern Lab ... Downhill runner with excellent balance that has ability to navigate through traffic ... Powerful back that can also beat a defender to the edge ... Has played in 26 games during his career, starting six times ... 809 career rushing yards to go with nine TDs.

### JUNIOR SEASON (2021)

Recorded eight carries for 37 yards (long of 21 yards) in Sept. 11 win over McNeese; also caught one pass for 21 yards vs. McNeese ... Rushed 13 times for 31 yards at UCLA on Sept. 4, with a long run of eight yards.

### TYRION DAVIS-PRICE'S CAREER RUSHING HIGHS

Rush attempts: 22 vs. South Carolina, 2020  
 Rushing yards: 135 vs. South Carolina, 2020  
 Rushing TDs: 2 vs. Northwestern State, 2019  
 Longest Rush: 35 vs. South Carolina, 2020

### TYRION DAVIS-PRICE'S CAREER RECEIVING HIGHS

Receptions: 2, 5x (Last: at Texas A&M, 2020)  
 Receiving yards: 24 vs. Northwestern State, 2019  
 Touchdowns: 0  
 Long reception: 21 vs. McNeese, 2021

### TYRION DAVIS-PRICE'S CAREER RUSHING STATISTICS

YEAR	G-GS	ATT.	YARDS	TD	LONG
2019	14-0	64	295	6	33 (TD)
2020	10-4	104	446	3	35 (TD)
2021	2-2	21	68	0	8
<b>TOTAL</b>	<b>26-6</b>	<b>189</b>	<b>809</b>	<b>9</b>	<b>33 (TD)</b>



# 76

## Austin Deculus

**Offensive Tackle**  
**6-6 • 331 • Sr. • 4L**  
**Mamou, La.**  
**Cy-Fair (Texas) High School**

- 2020 SEC Academic Honor Roll
- 2020 LSU Graduate (Sports Administration)

The most experienced player on the LSU roster as he enters his fifth season with the Tigers and fourth as a starter at right tackle ... One of five returning starters on the offensive line for LSU in 2021, joining right guard Chasen Hines, center Liam Shanahan, left guard Ed Ingram and left tackle Cam Wire ... Has appeared in 50 games with 35 starts in his five years at LSU ... Entered 2021 looking to become first player in LSU football history to appear in 60 games in a career ... Starting right tackle in 35 of LSU's last 38 games, including all 10 contests in 2020 and 13 of 15 games during the 15-0 national championship season in 2019 ... Powerful run blocker who also excels in pass protection ... Has made improvement each year with 2021 set to be his yet ... Team leader who has helped mentor LSU's young offensive linemen on and off the field ... Member of LSU's football leadership council ... Will play 2021 as a graduate having earned his undergraduate degree in sports administration in December of 2020 ... Last name is pronounced deck-you-lus ... Born in Mamou, La., but grew up in Cypress, Texas, which is where he graduated from high school.



# 72

## Garrett Dellinger

**Offensive Line**  
**6-5 • 303 • Fr. • HS**  
**Clarkston, Mich.**  
**Clarkston High School**

Gifted offensive lineman that will likely see playing time in 2021 as a true freshman ... Has made tremendous strides since joining the Tigers in the spring of 2021 ... Graduated from high school early and enrolled at LSU in January ... Participated in spring practice ... Can play guard or tackle ... Has all of the tools necessary to become LSU's next dominant offensive lineman.

### FRESHMAN SEASON (2021)

Has played in a reserve role on the offensive line both at UCLA on Sept. 4 and vs. McNeese on Sept. 11 ... recorded two knockdown blocks in nine total snaps against McNeese.



# 74

## Marcus Dumervil

**Offensive Line**  
**6-5 • 310 • Fr. • RS**  
**Lauderdale Lakes, Fla.**  
**St. Thomas Aquinas High School**

Another young and talented offensive lineman that will be counted on for snaps in 2021 ... Can play either tackle position ... Possesses good technique and footwork ... Strong upper body ... Redshirted as a true freshman in 2020 after appearing in one contest ... Nephew of former NFL standout Elvis Dumervil ... High school teammates with fellow LSU offensive lineman Marlon Martinez.

### REDSHIRT FRESHMAN SEASON (2021)

Played nine total snaps vs. McNeese on Sept. 11, recording one knockdown block.



# 4

## John Emery Jr.

**Running Back**  
**6-0 • 215 • Jr. • 2L**  
**St. Rose, La.**  
**Destrehan High School**

Versatile running back who teams with Ty Davis-Price to give the Tigers a 1-2 punch at the position ... Developing into a great all-around back ... Is an every-down back that can catch the ball out of the backfield and protect the quarterback on passing downs ... Explosive player with breakaway speed ... Won't get caught from behind ... Has the toughness to run between the tackles as well ... Excels when hitting the edge ... Played in 19 games in his LSU career with 566 rushing yards and seven touchdowns.

### JOHN EMERY JR.'S CAREER RUSHING HIGHS

Rushing attempts: 18 vs. South Carolina, 2020  
 Rushing yards: 103 at Vanderbilt, 2020  
 Rushing TDs: 1, 7x (Last: vs. Alabama)  
 Long rush: 54 vs. Alabama, 2020

### JOHN EMERY JR.'S CAREER RECEIVING HIGHS

Receptions: 4 vs. Utah State, 2019  
 Receiving yards: 34 vs. Utah State, 2019  
 Receiving TDs: 0  
 Long reception: 17 vs. Georgia Southern, 2019

### JOHN EMERY JR.'S CAREER RUSHING STATISTICS

YEAR	G-GS	NO.	YARDS	TD	LONG
2019	10-0	39	188	4	39 (TD)
2020	9-3	75	378	3	54 (TD)
<b>TOTAL</b>	<b>19-3</b>	<b>114</b>	<b>566</b>	<b>7</b>	<b>54 (TD)</b>

### JOHN EMERY JR.'S CAREER RECEIVING STATISTICS

YEAR	REC.	YARDS	TD	LONG
2019	6	60	0	17
2020	14	73	0	11
<b>TOTAL</b>	<b>20</b>	<b>133</b>	<b>0</b>	<b>17</b>



# 94

## Joseph Evans

**Defensive Tackle**  
**6-1 • 306 • So. • 2L**  
**Haynesville, La.**  
**Haynesville High School**

A run-stopper in the middle of the defensive line for the Tigers ... A player that seems to improve with each practice ... Among a group of players in the defensive line rotation ... Works hard every day and it shows with his play ... Outstanding attitude ... Spent time briefly on the offensive side of the ball before finding a permanent home at defensive tackle ... The move to offensive, albeit briefly, showed his versatility and his unselfish attitude ... Has seen action in 13 games with seven starts during his career.

### JUNIOR SEASON (2021)

Started the Sept. 11 game vs. McNeese and recorded one tackle for loss (-2 yards) ... Made his sixth career start in Sept. 4 season opener at UCLA.

### JOSEPH EVANS' CAREER HIGHS

Tackles: 3, 3x (First: vs. Mississippi State, 2020; Last: at Texas A&M, 2020)  
 Tackles for Loss: 1.0 vs. McNeese 2021

### JOSEPH EVANS' CAREER STATISTICS

YEAR	G-GS	UT	AT	TT	TFL	SACKS	PBU	QBH	INT	FF	FR
2019	4-0	2	5	7	0-0	0-0	0	0	0	0	0
2020	7-5	3	10	13	0.5-1	0-0	0	0	0	0	0
2021	2-2	1	0	1	1.0-2	0-0	0	0	0	0	0
<b>TOTAL</b>	<b>13-7</b>	<b>6</b>	<b>15</b>	<b>21</b>	<b>1.5-3</b>	<b>0-0</b>	<b>0</b>	<b>0</b>	<b>0</b>	<b>0</b>	<b>0</b>



# 92

## Neil Farrell Jr.

**Defensive Tackle**  
**6-4 • 319 • Sr. • 3L**  
**Mobile, Ala.**  
**Murphy High School**

- 2021 LSU Graduate (Interdisciplinary Studies)
- 2020 SEC Academic Honor Roll

Veteran defensive lineman that can play either inside or outside in LSU's 4-3 scheme ... Returns for a fifth season in 2021 ... Leader on and off the field for the Tigers ... Serves as an on the field mentor to LSU's younger defensive linemen ... Has played in 41 games with 11 starts during his career ... 102 career tackles to go along with 14.0 tackles for loss and 5.5 sacks ... Named to the 2020 SEC Academic Honor Roll ... Graduated in August of 2021 with a degree in interdisciplinary studies.

### GRADUATE SEASON (2021)

Collected two tackles and a pass break-up in Sept. 11 win over McNeese ... Recorded two tackles in Sept. 4 season opener at UCLA, including one tackle for loss (-1 yard).

### NEIL FARRELL JR.'S CAREER HIGHS

Tackles: 8 vs. Georgia Southern, 2019  
 Tackles for Loss: 1.5, 3x (Last: at Ole Miss, 2019; First: vs. Southeastern Louisiana, 2018)  
 Sacks: 1.5 vs. Southeastern Louisiana, 2018  
 Forced Fumbles: 1, 2x (Last: at Texas A&M, 2020; First: vs. Texas A&M, 2019)

### NEIL FARRELL JR.'S CAREER STATISTICS

YEAR	G-GS	UT	AT	TT	TFL	SACKS	PD	QBH	INT	FF	FR
2017	5-0	1	4	5	0.0-0	0.0-0	0	1	0	0	0
2018	10-0	10	13	23	4.0-22	1.5-14	1	2	0	0	0
2019	15-3	15	31	46	7.0-19	3.0-12	1	4	0	1	0
2020	10-6	9	16	25	2.5-17	1.0-10	1	0	0	1	0
2021	2-2	3	1	4	1.0-1	0-0	1	0	0	0	0
<b>Total</b>	<b>41-11</b>	<b>38</b>	<b>64</b>	<b>102</b>	<b>14.0-57</b>	<b>5.5-36</b>	<b>4</b>	<b>7</b>	<b>0</b>	<b>2</b>	<b>0</b>



# 25

## Cordale Flott

**Cornerback**  
**6-2 • 170 • Jr • 2L**  
**Saraland, Ala.**  
**Saraland High School**

LSU's starting nickel back ... Is basically an every down player in LSU's scheme due to the spread offenses the Tigers face each week ... Teams with Derek Stingley Jr. and Elias Ricks to give LSU three of the best cornerbacks in college football ... Can easily slide into the cornerback position if necessary ... Has great range and tackling ability ... Tremendous cover skills and won't get beat on a deep ball ... Great instincts and has a knack for finding the football ... Played in 26 games for career, starting 13 times ... 64 career tackles with nine passes defended.

### JUNIOR SEASON (2021)

Collected four total tackles, including one tackle for loss (-3 yards), in Sept. 11 win over McNeese ... Recorded two tackles and one pass break-up in Sept. 4 season opener at UCLA.

### CORDALE FLOTT'S CAREER HIGHS

Tackles: 8 at Texas A&M, 2020  
 Tackles for Loss: 2.0 at Vanderbilt, 2020  
 Pass Breakups: 2 at Texas A&M, 2020

### CORDALE FLOTT'S CAREER STATS

YEAR	G-GS	UT	AT	TT	TFL	SACKS	PD	QBH	INT	FF	FR
2019	14-1	9	6	15	0-0	0-0	4	1	0-0	0	0
2020	10-10	31	12	43	4.5-18	0-0	4	0	0-0	1	0
2021	2-2	4	2	6	1.0-3	0-0	1	0	0-0	0	0
<b>TOTALS</b>	<b>26-13</b>	<b>44</b>	<b>20</b>	<b>64</b>	<b>5.5-21</b>	<b>0-0</b>	<b>9</b>	<b>1</b>	<b>0-0</b>	<b>1</b>	<b>0</b>



# 53

## Soni Fonua

**Defensive End**  
**6-4 • 258 • Sr. • 2L**  
**Salt Lake City, Utah**  
**East High School/Mesa Community College**

Senior defensive end who has worked his way into the rotation on the defensive line ... Former junior college transfer who enters his third season with the Tigers in 2021 ... Quick to the ball and extremely strong ... Has also seen action at linebacker during his LSU career ... Contributes on special teams ... Has played in 11 games during his career at LSU with seven tackles and a tackle for loss.

### SONI FONUA'S CAREER HIGHS

Tackles: 4 vs. Ole Miss, 2020  
 Tackles for loss: 0.5 vs. Ole Miss, 2020

### SONI FONUA'S CAREER STATISTICS

YEAR	G-GS	UT	AT	TT	TFL	SACKS	PBU	QBH	INT	FF	FR
2019	4-0	0	0	0	0	0	0	0	0	0	0
2020	7-0	2	5	7	0.5-1	0	0	0	0	0	0
<b>TOTALS</b>	<b>11-0</b>	<b>2</b>	<b>5</b>	<b>7</b>	<b>0.5-1</b>	<b>0</b>	<b>0</b>	<b>0</b>	<b>0</b>	<b>0</b>	<b>0</b>



# 11

## Ali Gaye

**Defensive End**  
**6-6 • 260 • Sr. • 1L**  
**Edmonds, Wash.**  
**Edmonds-Woodway High School**  
**Garden City (Kan.) Community College**

- 2020 Second Team All-SEC (AP, SEC Coaches)

One of college football's top defensive ends in 2021 ... Dominant edge rusher who made an immediate impact in his first year with the Tigers in 2020 ... Explodes off the ball making it difficult for offensive linemen to contain ... Disruptive to opposing offenses in every way – great tackler who harasses quarterbacks on what seems like every passing down ... Long arms and consistently makes it difficult for quarterbacks to pass over ... Batted down six passes at the line of scrimmage in 2020 ... Native of Gambia who moved to the United States at the age of 12 ... Will celebrate his 10th anniversary of moving to the U.S. in mid-September of 2021 ... On pace to graduate in the spring of 2022.

### SENIOR SEASON (2021)

Recorded four total tackles and one sack (-12 yards) in Sept. 4 season opener at UCLA.

### ALI GAYE'S CAREER HIGHS

Tackles: 6 vs. Ole Miss, 2020  
Tackles for Loss: 2, 3x (Last: vs. Alabama, 2020; First: vs. Mississippi State, 2020)  
Sacks: 1, 3x (Last: at UCLA, 2021; First: vs. Mississippi State, 2020)  
Pass Breakups: 3 vs. Mississippi State, 2020  
Interceptions: 1 vs. Ole Miss, 2020  
Forced Fumbles: 1 vs. Ole Miss, 2020  
Fumble Recovery: 1 at Missouri, 2020  
QB Hurries: 2, 2x (Last: at Florida, 2020; First: at Vanderbilt, 2020)

### ALI GAYE'S CAREER STATS

YEAR	G-GS	UT	AT	TT	TFL	SACKS	PBU	QBH	INT	FF	FR
2020	10-10	19	13	32	9.5-37	2.0-14	6	5	1-0	1	1-0
2021	1-1	3	1	4	1.0-12	1.0-12	0	0	0	0	0
<b>TOTAL</b>	<b>11-11</b>	<b>22</b>	<b>14</b>	<b>36</b>	<b>10.5-49</b>	<b>3.0-26</b>	<b>6</b>	<b>5</b>	<b>1-0</b>	<b>1</b>	<b>1-0</b>



# 4

## Todd Harris Jr.

**Safety**  
**5-11 • 195 • Sr. • 3L**  
**Maringouin, La.**  
**Plaquemine High School**

- 2021 LSU Graduate (Sports Administration)
- 2018 SEC Academic Honor Roll

Returning starter at safety for the Tigers in 2021 ... Team leader – both on and off the field ... Physical tackler that can play zone coverage or down in the box ... Has seen action in 38 games during his career with seven starts ... 68 career tackles to go with three interceptions, one tackle for loss and six passes defended ... Member of the 2018 SEC Academic Honor Roll and a 2021 LSU graduate in sports administration.

### TODD HARRIS' CAREER HIGHS

Tackles: 12 vs. Alabama, 2018  
Tackles for Loss: 1 vs. Texas, 2019  
Sacks: 0  
Interceptions: 1, 3x (Last: vs. Ole Miss, 2020)  
Pass Breakups: 2 vs. UCF, 2019 Fiesta Bowl

### TODD HARRIS JR.'S CAREER STATISTICS

YEAR	G-GS	UT	AT	TT	TFL	SACKS	PBU	QBH	INT	FF	FR
2017	13-0	0	4	4	0-0	0-0	0	0	0	0	0-0
2018	11-1	19	12	31	0-0	0-0	3	0	1-0	0	0-0
2019	3-1	3	0	3	1-4	0-0	0	0	0	0	0-0
2020	10-5	20	10	30	0-0	0-0	0	0	2-34	1	0-0
2021	1-0	0	0	0	0-0	0-0	0	0	0	0	0-0
<b>TOTAL</b>	<b>38-7</b>	<b>42</b>	<b>26</b>	<b>68</b>	<b>1-4</b>	<b>0-0</b>	<b>3</b>	<b>0</b>	<b>3-34</b>	<b>1</b>	<b>0-0</b>



# 57

## Chasen Hines

**Offensive Guard**  
**6-3 • 350 • Sr. • 3L**  
**Marshall, Texas**  
**Marshall High School**

Versatile offensive lineman that has found a home at right guard ... Returning starter at right guard ... Can also play center, a position he served as a backup to in 2019 ... Helped plug holes in an injury-riddled offensive line as a true freshman in 2018 ... Originally came to LSU as a defensive lineman, but switched to the offensive side of the ball during preseason camp in 2018 ... Made the transition from defense to offense with ease ... Great attitude that will do whatever is asked of him ... Possesses tremendous athletic ability with great feet and very intelligent ... Has seen action in 28 games during his career with 10 starts.

### SENIOR SEASON (2021)

Started at right guard in Sept. 4 season opener at UCLA, playing 28 snaps and recording one knockdown block.



# 70

## Ed Ingram

**Offensive Guard**  
**6-4 • 320 • Sr. • 3L**  
**DeSoto, Texas**  
**DeSoto High School**

- 2021 LSU Graduate (Sports Administration)

Three-year starter on the offensive for the Tigers heading into 2021 ... One of the top linemen in college football and a candidate for national awards ... Teams with Austin Deculus to give LSU two of the most seasoned offensive linemen in college football ... Ingram and Deculus have combined to start 61 games during their LSU career ... Made an immediate impact during his true freshman season, starting final 12 games in 2017 ... Sat out the 2018 season and re-joined the Tigers on Sept. 20, 2019 ... As talented an offensive lineman as there is in college football ... Dominant in every aspect of the game ... Tremendous technique, power and knowledge of the game ... Has played in 36 games in his career, starting 26 times ... Graduated in May of 2021 with a degree in sports administration.

### SENIOR SEASON (2021)

Played 67 snaps on Sept. 11 vs. McNeese, recording two knockdown blocks and grading out the highest among the Tigers' offensive linemen.



# 10

## Jaray Jenkins

**Wide Receiver**  
**6-3 • 198 • Jr. • 2L**  
**Jena, La.**  
**Jena High School**

A returning starter who has developed into one of LSU's most reliable players in the passing game ... Exceptional route runner with tremendous hands ... Rarely drops a pass ... Coming off his best season a year ago with 23 receptions for 397 yards and two TDs ... For career, has played in 19 games with eight starts ... Has 31 career receptions for 510 yards and two touchdowns.

### JUNIOR SEASON (2021)


Caught three passes for 46 yards, including a 17-yard reception, in Sept. 4 season opener at UCLA.

### JARAY JENKINS CAREER HIGHS

Receptions: 5, 2x. (First: vs. Northwestern State, 2019; Last: vs. Mississippi State, 2020)  
Receiving Yards: 85 vs. Mississippi State, 2020  
Receiving TDs: 1, 2x (First: at Arkansas, 2020; Last: at Florida, 2020)  
Longest Reception: 47 vs. Mississippi State, 2020

### JARAY JENKINS' CAREER RECEIVING STATISTICS

YEAR	G-GS	REC.	YDS.	TD	LONG
2019	7-0	5	67	0	35
2020	10-7	23	397	2	47
2021	2-1	3	46	0	17
<b>TOTAL</b>	<b>19-8</b>	<b>31</b>	<b>510</b>	<b>2</b>	<b>47</b>



# 14

## Max Johnson

**Quarterback**  
**6-5 • 219 • So. • 1L**  
**Watkinsville, Ga.**  
**Oconee County High School**

• **2020 SEC Offensive Player of the Week (vs. Florida)**

Gifted young quarterback who goes into fall camp battling with Myles Brennan for the starting job ... Inserted into the starting line against Florida in week 9 and led the Tigers to back-to-back wins to close out the 2020 season ... Left-handed quarterback with tremendous leadership skills ... Can make all the throws necessary to be a winner in the SEC ... Can also make plays with his feet ... Son of a NFL quarterback who grew up learning how to play the position ... A true student of the game that understands every situation and how to get the offense to respond ... Appeared in six games as a true freshman, starting twice ... Earned SEC Offensive Player of the Week honors for his performance in LSU's 2020 win over Florida in Gainesville ... One of only five players in LSU history (including teammate Myles Brennan) to throw for 400 or more yards in a game with his 435-yard effort against Ole Miss.

**SOPHOMORE SEASON (2021)**

Completed 18 of 27 passes for 161 yards and three TDs in Sept. 11 win over McNeese ... Starting QB for the Tigers' season opener at UCLA on Sept. 4, completing 26 of 46 passes for 330 yards, three TDs and one interception ... also rushed 11 times for 16 yards at UCLA, including a 12-yard run.

**MAX JOHNSON'S CAREER PASSING HIGHS**

Pass attempts: 51 vs. Ole Miss, 2020  
 Pass completions: 27 vs. Ole Miss, 2020  
 Pass yards: 435 vs. Ole Miss, 2020  
 Pass TDs: 3, 3x (Last: at UCLA, 2021; First: at Florida, 2020)  
 Had intercepted: 1 at UCLA, 2021; 1 vs. Ole Miss, 2020  
 Long pass: 47 vs. Ole Miss

**MAX JOHNSON'S CAREER RUSHING HIGHS**

Rush attempts: 18 at Florida, 2020  
 Rush yards: 52 at Florida, 2020  
 Rush TDs: 2 vs. Ole Miss, 2020  
 Long Rush: 14 at Florida, 2020

**MAX JOHNSON'S CAREER STATISTICS**

PASSING								
YEAR	G-GS	COMP	ATT	INT	YDS	TD	LONG	
2020	6-2	88	150	1	1,069	8	47 (TD)	
2021	2-2	44	73	1	491	6	45	
<b>TOTAL</b>	<b>8-4</b>	<b>132</b>	<b>223</b>	<b>2</b>	<b>1,560</b>	<b>14</b>	<b>47 (TD)</b>	

**RUSHING**

YEAR	ATT	YDS	TD	LONG
2020	54	119	2	14
2021	19	17	0	12
<b>TOTAL</b>	<b>73</b>	<b>136</b>	<b>2</b>	<b>14</b>



# 19

## Mike Jones Jr.

**Linebacker**  
**6-0 • 220 • So • Trf.**  
**Nashville, Tenn.**  
**IMG Academy (Clemson)**

Transfer linebacker from Clemson where he played in 29 games, starting seven times ... Will have to adjust to playing on the inside in LSU's 4-3 defense after playing outside linebacker for Clemson ... Left Clemson with 47 tackles, 8.0 tackles for loss and half sack and two interceptions ... Started seven games for the national semifinalist Tigers in 2020, recording 30 tackles, 4.0 tackles for loss, four pass breakups, two interceptions and a forced fumble ... Twice named to the ACC Honor Roll in 2018-19 ... Majoring in communications ... Will have three years of eligibility remaining with LSU ... Redshirted as a true freshman in 2018 and then granted another year of eligibility due to the NCAA's ruling on Covid in 2020 ... A Nashville, Tennessee native who finished his high school career at IMG Academy in Florida.

**SOPHOMORE SEASON (2021)**

Collected two assisted tackles in Sept. 11 win over McNeese.



# 13

## Jontre Kirklin

**Wide Receiver**  
**5-11 • 186 • Sr. • 4L**  
**Lutcher, La.**  
**Lutcher High School**

Hard-working wide receiver that is the veteran of that position group ... One of the team leaders for the Tigers ... Another of LSU's versatile athletes that has seen action on both sides of the ball during his career with the Tigers ... High school quarterback so he's comfortable with the ball in his hands ... Also has the ability to return punts ... Shifty runner that makes defenders miss ... Can be used in both the passing game and running game on offense ... Opted to return for a fifth season in 2021 ... Has improved each year with the Tigers and is in position to have his best season in 2021 ... Played in 48 games during his career at LSU, starting twice ... 15 career receptions for 264 yards and three touchdowns ... On pace to graduate in December ... 12 of his 38 appearances came on the defensive side of the ball.

**JONTRE KIRKLIN'S CAREER HIGHS**

Receptions: 3 at Vanderbilt, 2020  
 Receiving Yards: 75 vs. Northwestern State, 2019  
 Receiving TDs: 2 at Vanderbilt, 2020  
 Longest Reception: 75 vs. Northwestern State, 2019  
 Rush attempts: 1, 2x (Last: 1 vs. Rice, 2018; First: 1 vs. Georgia, 2018)  
 Rushing yards: 4 vs. Rice, 2018  
 Rushing TDs: None  
 Longest Rush: 4 vs. Rice, 2018

**JONTRE KIRKLIN'S CAREER RECEIVING STATISTICS**


YEAR	G-GS	REC.	YDS.	TD	LONG
2017	12-0	•• Played defense ••			
2018	12-0	1	5	0	5
2019	14-0	2	75	0	65
2020	10-2	13	184	3	29
<b>TOTAL</b>	<b>48-2</b>	<b>15</b>	<b>264</b>	<b>3</b>	<b>65</b>

**JONTRE KIRKLIN'S CAREER RUSHING STATISTICS**

YEAR	ATT.	YARDS	TD	LONG
2017	0	0	0	0
2018	2	6	0	4
2019	0	0	0	0
2020	0	0	0	0
<b>TOTAL</b>	<b>2</b>	<b>6</b>	<b>0</b>	<b>4</b>

**JONTRE KIRKLIN'S CAREER DEFENSIVE/SPECIAL TEAMS STATISTICS**

YEAR	G-GS	UT	AT	TT	TFL	SACKS	PBU	QBH	INT	FF	FR
2017	12-0	0	2	2	0-0	0-0	0	0	0	0	0
2018	12-0	0	0	0	0-0	0-0	0	0	0	0	0
2019	14-0	2	1	3	0-0	0-0	0	0	0	0	0
2020	10-2	0	1	1	0-0	0-0	0	0	0	0	0
<b>TOTAL</b>	<b>48-2</b>	<b>2</b>	<b>4</b>	<b>6</b>	<b>0-0</b>	<b>0-0</b>	<b>0</b>	<b>0</b>	<b>0</b>	<b>0</b>	<b>0</b>



# 16

## Devonta Lee

**Wide Receiver**  
**6-2 • 215 • Jr. • 2L**  
**Fluker, La.**  
**Amite High School**

Back on the offensive side of the ball in 2021 a place where he's expected to make an impact for the Tigers at wide receiver ... Has seen action at linebacker during his career ... Sure hands, good route runner and the ability to get open ... Is among a host of players vying for playing time at wide receiver but is coming off a good spring and in position to play significant snaps in 2021 ... Has played in 23 games in his career with two receptions for 27 yards.

**DEVONTA LEE'S CAREER HIGHS**

Receptions: 1, 2x (First: vs. Georgia Southern, 2019; Last: vs. Northwestern State, 2019)  
 Yards: 28 vs. Northwestern State, 2019  
 Long: 28 vs. Northwestern State, 2019  
 TDs: 0

**DEVONTA LEE'S CAREER RECEIVING STATISTICS**

YEAR	G-GS	REC.	YDS.	TD	LONG
2019	13-0	2	27	0	28
2020	8-0	0	0	0	0
2021	2-0	0	0	0	0
<b>TOTAL</b>	<b>23-0</b>	<b>2</b>	<b>27</b>	<b>0</b>	<b>28</b>



# 97

## Glen Logan

**Defensive Tackle**  
**6-5 • 303 • Sr. • 4L**  
**Kenner, La.**  
**Destrehan High School**

### • 2021 LSU Graduate (Interdisciplinary Studies)

Returns for a sixth season with the Tigers ... Goes into 2021 as a starter for a fourth year on the defensive line ... Has gotten better each year with the Tigers and is line for postseason awards in 2021 ... Gets after the quarterback and takes up a lot of space on the defensive line ... Difficult to block and run against ... Has played in 45 games in his career, starting 31 times ... 100 career tackles to go with 8.0 tackles for loss and 6.0 sacks ... Graduated in August of 2021 with a degree in interdisciplinary studies.

### GLEN LOGAN'S CAREER HIGHS

Tackles: 7 vs. Florida, 2018  
 Tackles for Loss: 1.5, twice (First: vs. Rice, 2018; Last: vs. Texas, 2019)  
 Sacks: 1, 4x (Last: vs. UCF, 2019 Fiesta Bowl; First: Georgia, 2018)  
 Quarterback Hurries: 2, 2x (Last: vs. Texas A&M, 2018; First: vs. Louisiana Tech, 2018)

### GLEN LOGAN'S CAREER STATISTICS

YEAR	G-GS	UT	AT	TT	TFL	SACKS	PBU	QBH	INT	FF	FR
2017	12-2	0	17	17	1.0-2	0.5-2	0	1	0	0	0
2018	13-10	10	36	46	4.5-30	4.0-29	1	5	0	0	0
2019	12-11	5	15	20	2.5-3	1.5-1	2	2	0	0	0
2020	8-8	5	12	17	0.5-1	0.0	0	0	0	0	0
<b>TOTAL</b>	<b>45-31</b>	<b>20</b>	<b>80</b>	<b>100</b>	<b>8.5-36</b>	<b>6.0-32</b>	<b>3</b>	<b>8</b>	<b>0</b>	<b>0</b>	<b>0</b>



# 77

## Marlon Martinez

**Offensive Line**  
**6-5 • 316 • So. • 1L**  
**Fort Lauderdale, Fla.**  
**St. Thomas Aquinas High School**

Versatile offensive lineman who continues to improve with each practice ... Can play any position on the offensive line, including center ... Also contributes on LSU's protection team on special teams ... Played in nine games as a true freshman.

### SOPHOMORE SEASON (2021)

Made first career LSU start at offensive guard in Sept. 11 win over McNeese, playing 70 snaps and recording a team-best five knockdown blocks.



# 2

## Koy Moore

**Wide Receiver**  
**6-0 • 190 • So. • 1L**  
**Kenner, La.**  
**Archbishop Rummel High School**

Good hands and precise route runner ... Ability to catch the ball in traffic ... Breakaway speed that is a threat to score every time the ball is in his hands ... Appeared in 10 games as a true freshman, starting once ... 25 career receptions for 209 yards.

### SOPHOMORE SEASON (2021)

Caught three passes for 32 yards, including a long reception of 14 yards, in Sept. 4 season opener at UCLA.

### KOY MOORE'S CAREER HIGHS

Receptions: 6 vs. Ole Miss, 2020  
 Receiving Yards: 63 vs. Ole Miss, 2020  
 Receiving TDs: 0  
 Longest Reception: 26 vs. Ole Miss, 2020

### KOY MOORE'S CAREER RECEIVING STATISTICS

YEAR	G-GS	REC.	YDS.	TD	LONG
2020	10-1	22	177	0	26
2021	2-0	3	32	0	14
<b>TOTAL</b>	<b>12-1</b>	<b>25</b>	<b>209</b>	<b>0</b>	<b>26</b>



# 5

## Garrett Nussmeier

**Quarterback**  
**6-1 • 190 • Fr. • HS**  
**Lake Charles, La.**  
**Marcus High School**

LSU's backup quarterback heading into the 2021 season due to the injury of Myles Brennan ... Early enrolled who took part in spring practice ... Has the "it" factor ... Vocal player on the field with a big arm and a lot of confidence ... Has made tremendous strides in learning and executing the offense since the spring ... Can make all the throws necessary to win in the SEC ... Grew up in a quarterback family as his dad Doug played the position the NFL ... Dad is currently the quarterbacks coach for the Dallas Cowboys

### FRESHMAN SEASON (2021)

Made collegiate debut as the back-up QB in Sept. 11 win over McNeese, completing three of 10 passes for 19 yards (long of 9 yards).



# 8

## BJ Ojulari

**Defensive End**  
**6-3 • 244 • So. • 1L**  
**Marietta, Ga.**  
**Marietta High School**

### • 2020 SEC Defensive Lineman of the Week vs. South Carolina

Starting defensive end for the Tigers after an impactful true freshman season in 2020 ... Has the potential to develop into a dominant defensive prospect ... Quick first step that causes issues for the offensive line ... Continues to gain strength and size ... Can play with his in the dirt or standing up ... Ranked second on the team in 2020 with 4.0 sacks, which included an LSU freshman record 3.0 sacks in win over South Carolina ... Appeared in all 10 games, recording 16 tackles, 5.0 tackles for loss and 4.0 sacks ... Older brother Azeez Ojulari was a standout linebacker at Georgia and was selected in the second round of the 2021 NFL Draft by the New York Giants.

### SOPHOMORE SEASON (2021)

Collected four tackles, including one sack and a QB hurry, in Sept. 11 win over McNeese ... Recorded three tackles, including one sack (-14 yards) in Sept. 4 opener at UCLA.

### BJ OJULARI'S CAREER HIGHS

Tackles: 4 vs. McNeese, 2021; vs. South Carolina, 2020  
 Tackles for Loss: 3.0 vs. South Carolina, 2020  
 Sacks: 3.0 vs. South Carolina, 2020  
 Pass Breakups: 1 vs. Ole Miss, 2020  
 Forced Fumbles: 1 at Missouri, 2020  
 Fumble Recovery: 1 at Florida, 2020  
 QB Hurries: 2 at Vanderbilt, 2020

### BJ OJULARI'S CAREER STATISTICS

YEAR	G-GS	UT	AT	TT	TFL	SACKS	PBU	QBH	INT	FF	FR
2020	10-1	12	4	16	5.0-35	4.0-32	1	3	0	1	1-6
2021	2-1	4	3	7	2.0-22	2.0-22	0	1	0	0	0-0
<b>TOTAL</b>	<b>12-2</b>	<b>16</b>	<b>7</b>	<b>23</b>	<b>7.0-57</b>	<b>6.0-54</b>	<b>1</b>	<b>4</b>	<b>0</b>	<b>1</b>	<b>1-6</b>



# 33

## Trey Palmer

**Wide Receiver**  
**6-1 • 187 • Jr. • 2L**  
**Kentwood, La.**  
**Kentwood High School**

Dynamic receiver who also doubles as a return specialist for the Tigers ... Capable of making a big play anytime he's on the field ... Exceptional quickness with great hands ... Has the ability to stop on a dime and reverse field ... Will be a key component in LSU's wide receiver rotation in 2021 as well as serving as a return threat ... Looks to build off a strong finish to 2020 when he caught seven passes for 69 yards over the final three games of the season ... Has seen action in 19 games during his LSU career ... 21 career receptions for 250 yards and two touchdowns ... Became first LSU player to return a kickoff for a touchdown in Tiger Stadium since 1981 when he did it last year against South Carolina ... Has returned both a punt and a kickoff for a touchdown during his career ... One of only eight players in LSU history to return both a kickoff and a



punt for a touchdown during their career – others to do it include Billy Cannon, Kevin Faulk, Eddie Kennison, Trindon Holliday, Kenny Konz, Sammy Grezaffi, and Pinky Rohm.

#### JUNIOR SEASON (2021)

Recorded three catches for 30 yards, including a 19-yard TD, in Sept. 11 win over McNeese ... Made first career LSU start in Sept. 4 season opener at UCLA, catching seven passes for 47 yards, with a long of 20 yards; also returned three punts for 18 yards and one kickoff for 23 yards.

#### TREY PALMER'S CAREER HIGHS

Receptions: 7 at UCLA, 2021  
Receiving Yards: 47 at UCLA, 2021  
Receiving TDs: 1 vs. McNeese, 2021  
Longest Reception: 24 at Auburn, 2020  
Punt Return Yards: 54 vs. Northwestern State, 2019  
Punt Return TDs: 1 vs. Northwestern State, 2019  
Long Punt Return: 54 vs. Northwestern State, 2019  
Kickoff Return Yards: 118 vs. South Carolina, 2020  
Kickoff Return TDs: 1 vs. South Carolina, 2020  
Long Kickoff Return: 93 vs. South Carolina, 2020

#### TREY PALMER'S CAREER RECEIVING STATISTICS

YEAR	G-GS	REC.	YDS.	TD	LONG
2019	9-0	1	6	0	6
2020	8-0	10	108	0	24
2021	2-2	10	77	1	20
<b>TOTAL</b>	<b>19-2</b>	<b>21</b>	<b>191</b>	<b>1</b>	<b>24</b>

#### TREY PALMER'S CAREER PUNT RETURN STATISTICS

YEAR	RET.	YDS.	TD	LONG
2019	3	65	1	54
2020	2	8	0	10
2021	4	21	0	12
<b>TOTAL</b>	<b>9</b>	<b>94</b>	<b>1</b>	<b>54</b>

#### TREY PALMER'S CAREER KICKOFF RETURN STATISTICS

YEAR	RET.	YDS.	TD	LONG
2019	0	0	0	0
2020	7	241	1	93
2021	2	39	0	23
<b>TOTAL</b>	<b>9</b>	<b>280</b>	<b>1</b>	<b>93</b>



## 1 Eli Ricks

**Cornerback**  
6-2 • 195 • So. • 1L  
Rancho Cucamonga, Calif.  
IMG Academy

- 2020 Freshman All-America (FWAA)
- 2020 Third Team All-America (AP)
- 2020 Second Team All-SEC (AP)
- 2020 Freshman All-SEC (Coaches)

Impact player who teams with Derek Stingley Jr. to give LSU the nation's top cornerback tandem ... Earned third team All-America honors from the Associated Press as well as being a Freshman All-America selection from the Football Writers Association of America as a true freshman in 2020 ... Preseason All-America in 2021 after earning numerous postseason honors a year ago ... Looked anything but a true freshman a year ago, starting seven games and leading the Tigers with four interceptions, two of which he returned for touchdowns ... Classic cover corner with great ball skills ... Has all of the tools necessary to be a dominant player in the SEC ... Big and rangy ... Has great quickness and the ability to cover receivers one-on-one with no issues ... Appeared in all 10 games as a true freshman.

#### SOPHOMORE SEASON (2021)

Collected two solo tackles in Sept. 11 win over McNeese ... Recorded a second-quarter interception in Sept. 4 season opener at UCLA that led to an LSU field goal.

#### ELI RICKS' CAREER HIGHS

Tackles: 4, 2x. (Last: vs. Alabama, 2020; First: vs. Mississippi State, 2020)  
Tackles for loss: 0.5 vs. South Carolina, 2020  
Interceptions: 1, 5x (Last: at UCLA, 2021; First: vs. Mississippi State, 2020)  
Interception Return Yards: 68 at Florida, 2020  
Interception Return TD: 1, 2x (Last: at Florida, 2020; First: vs. South Carolina, 2020)  
Pass Breakups: 2 vs. Alabama, 2020

#### ELI RICKS' CAREER STATISTICS

YEAR	G-GS	UT	AT	TT	TFL	SACKS	PBU	QBH	INT	FF	FR
2020	10-7	11	9	20	0.5-1	0-0	5	0	4-113	0	0
2021	2-2	2	0	2	0-0	0-0	0	0	1-0	0	0
<b>TOTAL</b>	<b>12-9</b>	<b>13</b>	<b>9</b>	<b>22</b>	<b>0.5-1</b>	<b>0-0</b>	<b>5</b>	<b>0</b>	<b>5-113</b>	<b>0</b>	<b>0</b>



## 99 Jaquelin Roy

**Defensive Tackle**  
6-4 • 297 • So • 1L  
Baton Rouge, La.  
University High School

Baton Rouge product who played his high school football games just steps away from LSU's Charles McClendon Practice Facility ... Developing defense tackle that is among LSU's rotation at the position in 2021 ... Tremendous upper body strength ... Continues to improve technique ... Run stuffer that can also get after the quarterback ... Quick feet and difficult to block ... Has benefitted from the arrival of new defensive line coach Andre Carter ... Played in nine games as a true freshman in 2021.

#### SOPHOMORE SEASON (2021)

Collected four total tackles, two tackles for loss (-5 yards), one forced fumble and one fumble recovery in Sept. 11 win over McNeese ... Recorded four tackles (3 solo, 1 assist) in Sept. 4 season opener at UCLA.

#### JAQUELIN ROY'S CAREER HIGHS

Tackles: 6 vs. Ole Miss, 2020  
Tackles for loss: 2.0 vs. McNeese, 2021  
Sacks: 2.0 at Florida, 2020  
QB hurries: 2 at Vanderbilt, 2020

#### JAQUELIN ROY'S CAREER STATISTICS

YEAR	G-GS	UT	AT	TT	TFL	SACKS	PBU	QBH	INT	FF	FR
2020	9-0	6	12	18	4.0-22	2.0-18	0	2	0	0	0
2021	2-0	5	3	8	2.0-5	0.0-0	0	0	0	1	1
<b>TOTALS</b>	<b>11-0</b>	<b>11</b>	<b>15</b>	<b>26</b>	<b>6.0-27</b>	<b>2.0-18</b>	<b>0</b>	<b>2</b>	<b>0</b>	<b>1</b>	<b>1</b>



## 56 Liam Shanahan

**Center**  
6-5 • 304 • Gr. • 1L  
Marlborough, Mass.  
Harvard University/Marlborough High School

Enters second season as LSU's starting center after transferring from Harvard University prior to 2020 ... Opted to return to LSU for an additional season in 2021 ... Played every offensive snap for LSU in 2020, seeing action on all 799 plays ... Hard-worker with tremendous athletic ability ... Makes all of the calls and checks on the line of scrimmage ... One of five returning starters on the offensive line for LSU in 2021 ... Started all 10 games at center for LSU a year ago ... Prior to joining the Tigers, was a three-year starter on the offensive line for Harvard ... Graduated from Harvard with a degree in economics and a minor in Celtic Language and Literature in the spring of 2020 and joined the Tigers this summer ... Pursuing a master's of business administration at LSU ... Off the field, worked on the grounds crew at Fenway Park during the summer while in high school and college ... Also served as an intramural referee while at Harvard ... Is the second Harvard-to-LSU transfer in football, joining former quarterback Andrew Hatch who played at LSU in 2008 ... LSU's 2020 nominee for the National Football Foundation Scholar-Athlete Award.

#### GRADUATE SENIOR SEASON (2021)

Played 67 snaps vs. McNeese on Sept. 11, recording one knockdown block and the second-highest grade among Tiger offensive linemen ... posted the highest grade among the LSU linemen at UCLA on Sept. 4 and collected four knockdown blocks.



## 48 Quentin Skinner

**Long Snapper**  
6-0 • 241 • So. • 1L  
Buford, Ga.  
Buford High School

Returns for his second season as LSU's long snapper ... Is the third straight Buford (Ga.) High School graduate to serve as LSU's long snapper, joining Reid Ferguson and Blake Ferguson who held the position in consecutive years since 2012 ... Spent his true freshman season in 2019 training alongside Blake Ferguson, who was a sixth round NFL Draft pick of the Miami Dolphins in 2020.



0

## Maason Smith

**Defensive Tackle**  
6-6 • 292 • Fr. • HS  
Houma, La.  
Terrebonne High School

An outstanding young prospect that made an immediate impact during 2021 spring practice ... The nation's top prep defensive lineman in the fall of 2020 ... Has the look and plays like a veteran ... Graduated early and enrolled at LSU in January of 2021 ... Tremendous power, strength and quickness ... Great attitude with a willingness to learn and improve ... Caught the eye of coaches and teammates with a dominant first spring at LSU ... Emerged from spring as a player that will be play many snaps this fall ... Coach Ed Orgeron said of Smith during the spring, "he's our best pass rusher inside right now. No question, he's going to play a lot and can push for a starting position" ... First player in LSU history to wear the No. 0.

### FRESHMAN SEASON (2021)

Recorded six tackles, three sacks and 3.5 tackles for loss (-24 yards) in Sept. 11 win over McNeese.



7

## Derek Stingley Jr.

**Cornerback**  
6-1 • 195 • Jr. • 2L  
Baton Rouge, La.  
Dunham High School

- 2020 First Team All-America (AFCA)
- 2020 First Team All-SEC (AP, Coaches)
- 2019 Consensus All-American
- 2019 First-Team All-American (AFCA, AP, Athletic, CBS, ESPN, SI, Sporting News, USA Today)
- 2019 Second Team All-American (Walter Camp, FWA)
- 2019 SEC Newcomer of the Year (AP, unanimous)
- 2019 First Team All-SEC (AP)
- 2019 Second Team All-SEC (Coaches)
- 2019 SEC All-Freshman Team
- 2019 SEC Freshman of the Week (vs. Florida)

One of the faces of college football in 2021 and a strong candidate for national awards on the defensive side of the football ... In just two years, has become one of the most decorated players in school history, twice earning first team All-America honors as well as being a two-time first team All-SEC selection at cornerback ... In position to join Tommy Casanova (1969-70-71) as the only three-time first team All-Americans in school history ... Switches from No. 24 to No. 7 this year, a number worn by some of the best playmakers in LSU history, including recent defensive back All-Americans in Patrick Peterson, Tyrann Mathieu, and Grant Delpit ... In 2019, became the most decorated freshmen in LSU football history, earning consensus All-America honors ... Started all 15 games as cornerback during LSU's national championship season in 2019 ... Earned consensus All-America honors as well as being a first team All-SEC pick ... Led the SEC and ranked No. 5 in the nation in interceptions (6) and No. 2 nationally in passes defended (21) ... True shutdown corner that is very difficult to complete a pass on ... Rarely has a ball thrown in his direction as he typically eliminates his side of the field from the passing game ... Has all of the tools necessary to be an elite cornerback - elite speed with great hips, tremendous hands and vision and a true understanding of the game ... Called a "rare breed" by Heisman Trophy quarterback Joe Burrow, the No. 1 overall draft pick in the 2020 NFL Draft ... Burrow competed against Stingley everyday in practice in 2019 ... Became the first true freshman in LSU history to start every game as a rookie ... LSU is 19-5 with Stingley in the starting lineup ... In three years with the Tigers, has played in 24 games and recorded 69 tackles, defended 26 passes and picked off six aeriels.

### JUNIOR SEASON (2021)

Collected two tackles in Sept. 11 win over McNeese, including one tackle for loss (-4 yards) ... Recorded two tackles, including one tackle for loss (-1 yard) in Sept. 4 season opener at UCLA.

### DEREK STINGLEY JR.'S CAREER HIGHS

Tackles: 6, 2x (Last: at Vanderbilt, 2020; First: vs. Florida, 2019)

Tackles for Loss: 1.0, 5x (Last: vs. McNeese, 2021)

Sacks: 0

Interceptions: 2 vs. Georgia, 2019 SEC Championship Game

Fumble Recoveries: 1, 2x (Last: at Auburn, 2020; First: vs. Clemson, 2020 National Championship Game)

Pass Breakups: 3, 4x (Last: at Texas A&M, 2020)

Punt Returns: 4 vs. Georgia Southern, 2019

Punt Return Yards: 92 at Vanderbilt, 2020

Long Punt Return: 48 vs. Vanderbilt, 2020

### DEREK STINGLEY JR.'S CAREER DEFENSIVE STATISTICS

YEAR	G-GS	UT	AT	TT	TFL	SACKS	PD	QBH	INT	FF	FR
2019	15-15	31	7	38	1.0-3	0-0	21	0	6-17	0	1-0
2020	7-7	19	8	27	2.5-7	0-0	5	0	0-0	1	1-2
2021	2-2	3	1	4	2.0-5	0-0	0	0	0-0	0	0
<b>TOTAL</b>	<b>24-24</b>	<b>53</b>	<b>16</b>	<b>69</b>	<b>5.5-15</b>	<b>0-0</b>	<b>26</b>	<b>0</b>	<b>6-17</b>	<b>1</b>	<b>2-2</b>

### DEREK STINGLEY JR.'S CAREER PUNT RETURN STATISTICS

YEAR	NO.	YARDS	TD	LONG
2019	17	163	0	32
2020	6	97	0	48
<b>TOTAL</b>	<b>23</b>	<b>260</b>	<b>0</b>	<b>48</b>



22

## Navonteque Strong

**Linebacker**  
6-2 • 230 • So. • Trf.  
Forest, Miss.  
Scott Central High School ( Mississippi Gulf Coast CC)

Junior college transfer that made an immediate impact during his first spring with the Tigers ... Considered one of the nation's top junior college linebackers during his two years at Mississippi Gulf Coast ... Hard-hitter who quick to the football ... Called a "thumper" by other LSU linebackers ... Aggressive player who plays with emotion and tremendous energy ... Expected to be in the linebacker rotation this fall ... Has three years of eligibility remaining ... Nickname is Bugg.

### SOPHOMORE SEASON (2021)

Collected five total tackles and one pass break-up in Sept. 11 win over McNeese ... Made LSU debut on Sept. 4 at UCLA, recording two tackles, including one sack (-1 yard).

### NAVONTEQUE STRONG'S CAREER HIGHS

Tackles: 5 vs. McNeese, 2021

Tackles for Loss: 1.0 at UCLA, 2021

Sacks: 1.0 at UCLA, 2021

### NAVONTEQUE STRONG'S CAREER DEFENSIVE STATISTICS (AT LSU)

YEAR	G-GS	UT	AT	TT	TFL	SACKS	PD	QBH	INT	FF	FR
2021	2-0	6	1	7	1.0-1	1.0-1	1	0	0	0	0
<b>TOTAL</b>	<b>2-0</b>	<b>6</b>	<b>1</b>	<b>7</b>	<b>1.0-1</b>	<b>1.0-1</b>	<b>1</b>	<b>0</b>	<b>0</b>	<b>0</b>	<b>0</b>



87

## Kole Taylor

**Tight End**  
6-7 • 247 • So. • 1L  
Grand Junction, Colo.  
Grand Junction High School

LSU's starting tight end ... Has the ability to help in the run game but is also a viable weapon in the passing game with his ability to stretch the field ... Still developing as blocker in the run game ... Great hands and a good route runner ... Took over as the starter at tight end late in the season during his freshman year ... Appeared in nine games with three starts during his career ... 10 career receptions for 58 yards.

### SOPHOMORE SEASON (2021)

Started in the McNeese game on Sept. 11 and caught four passes for 22 yards.

### KOLE TAYLOR'S CAREER HIGHS

Receptions: 4 vs. McNeese, 2021

Receiving Yards: 22 vs. McNeese, 2021; vs. Ole Miss, 2020

Receiving TDs: 0

Longest Reception: 20 vs. Ole Miss, 2020

### KOLE TAYLOR'S CAREER RECEIVING STATISTICS

YEAR	G-GS	REC.	YDS.	TD	LONG
2020	7-2	6	36	0	20
2021	2-1	4	22	0	0
<b>TOTAL</b>	<b>9-3</b>	<b>10</b>	<b>58</b>	<b>0</b>	<b>20</b>



# 11

## Brian Thomas Jr.

**Wide Receiver**  
**6-5 • 198 • Fr. • HS**  
**Walker, La.**  
**Walker High School**

Outstanding young receiver that will likely be in the receiver rotation in 2021 ... Extremely athletic with tremendous wing span and leaping ability ... Two-sport standout at Walker High School ... Received many basketball scholarships offers as well.

### TRUE FRESHMAN SEASON (2021)

Made first career start on Sept. 11 vs. McNeese, but did not record statistics ... Caught one pass for 18 yards in LSU debut at UCLA on Sept. 4.

### BRIAN THOMAS JR.'S CAREER HIGHS

Receptions: 1 at UCLA, 2021  
 Receiving Yards: 18 at UCLA, 2021  
 Receiving TDs: 0  
 Longest Reception: 18 at UCLA, 2021

### BRIAN THOMAS JR.'S CAREER RECEIVING STATISTICS

YEAR	G-GS	REC.	YDS.	TD	LONG
2021	2-1	1	18	0	18
<b>TOTAL</b>	<b>2-1</b>	<b>1</b>	<b>18</b>	<b>0</b>	<b>18</b>



# 21

## Jordan Toles

**Safety**  
**6-0 • 203 • So. • 1L**  
**Baltimore, Md.**  
**St. Frances Academy**

Talented safety who goes into 2021 among a group of players vying for playing time at safety ... Good cover skills and can step into the box and help with run support ... Great range and can make plays from sideline to sideline ... Tons of upside with the potential to be a standout player for the Tigers ... Appeared in eight games as a true freshman in 2020, finishing with four tackles.

### SOPHOMORE SEASON (2021)

Collected one solo tackle in Sept. 11 win over McNeese ... LSU's second-leading tackler in Sept. 4 season opener at UCLA with six stops (3 solo, 3 assists).

### JORDAN TOLES' CAREER HIGHS

Tackles: 6 at UCLA, 2021  
 Tackles for loss: 0.5 at Texas A&M, 2020  
 Sacks: 0

### JORDAN TOLES' CAREER STATISTICS

YEAR	G-GS	UT	AT	TT	TFL	SACKS	PBU	QBH	INT	FF	FR
2020	8-0	2	2	4	0.5-2	0	0	0	0	0	0
2021	2-0	4	3	7	0	0	0	0	0	0	0
<b>TOTAL</b>	<b>10-0</b>	<b>6</b>	<b>5</b>	<b>11</b>	<b>0.5-2</b>	<b>0</b>	<b>0</b>	<b>0</b>	<b>0</b>	<b>0</b>	<b>0</b>



# 69

## Charles Turner

**Offensive Line**  
**6-6 • 284 • So. • 1L**  
**Canton, Ohio**  
**IMG Academy**

Versatile offensive lineman that can play any position on the line for the Tigers ... Will likely serve as the backup to Liam Shanahan at center ... Continues to develop and in time will be a key contributor on the offensive line for the Tigers ... Got a jump on his collegiate career by joining the Tigers in January of 2019 ... Took part in spring drills that year which accelerated his development and transition to the college game ... Has played in 13 games during his college career.

### SOPHOMORE SEASON (2021)

Made first career start on Sept. 11 at McNeese, opening the game at right tackle; played 73 snaps in the contest and collected two knockdown blocks.



# 5

## Jay Ward

**Safety**  
**6-1 • 180 • Jr. • 2L**  
**Moultrie, Ga.**  
**Colquitt County High School**

• 2020 SEC Academic Honor Roll

Made the switch from cornerback to safety during the spring and made an immediate impact ... Coming off an outstanding spring and heads into 2021 as the starting free safety for the Tigers ... Has a knack for finding the football and coming up with the big play ... Tremendous hand-eye coordination and ball skills, which was evident in his highlight reel interception against Florida in 2020 when he fell out of bounds, re-established himself inbounds and then intercepted a pass on his knees ... Also thrives on special teams – blocked a field goal in fourth quarter against Arkansas that helped preserve LSU win in 2020 ... For career, has appeared in 23 games with four starts ... 35 career tackles, nine pass breakups and three interceptions, returning one for a touchdown against Ole Miss in 2020 ... Member of the 2020 SEC Academic Honor Roll.

### JUNIOR SEASON (2021)

Recorded two solo tackles as a starting safety in Sept. 4 season opener at UCLA.

### JAY WARD'S CAREER HIGHS

Tackles: 8 at Florida, 2020  
 Interceptions: 2 vs. Ole Miss, 2020  
 Pass Breakups: 3 vs. Mississippi State, 2020  
 Blocked field goals: 1 at Arkansas, 2020

### JAY WARD'S CAREER STATS

YEAR	G-GS	UT	AT	TT	TFL	SACKS	PBU	QBH	INT	FF	FR
2019	13-0	3	1	4	0-0	0-0	3	1	0	0	0
2020	9-3	21	8	29	0-0	0-0	6	0	3-47	0	0
2021	1-1	2	0	2	0-0	0-0	0	0	0-0	0	0
<b>TOTALS</b>	<b>23-4</b>	<b>26</b>	<b>9</b>	<b>35</b>	<b>0-0</b>	<b>0-0</b>	<b>9</b>	<b>1</b>	<b>3-47</b>	<b>0</b>	<b>0</b>



# 27

## Josh Williams

**Running Back**  
**5-9 • 195 • So. • 1L**  
**Houston, Texas**  
**The Kinkaid School**

• 2020 SEC Academic Honor Roll

Former walk-on to the team that has since earned a scholarship ... Enters third year with the Tigers in 2021 ... Joined the team as a walk-on in 2019 and was awarded a scholarship after preseason camp in 2020 ... Turned down offers to some smaller Division I schools to attend LSU, a team that he was a huge fan of growing up ... Very talented back that will see snaps for LSU this year ... Member of the 2020 SEC Academic Honor Roll ... Maintains a 3.5 grade point average in business.

### SOPHOMORE SEASON (2021)

Rushed four times for 17 yards in Sept. 11 win over McNeese.

### JOSH WILLIAMS' CAREER HIGHS

Rushing attempts: 12 vs. Ole Miss, 2020  
 Rushing yards: 55 vs. Ole Miss, 2020  
 Rushing TDs: 0  
 Long rush: 30 vs. Ole Miss, 2020

### JOSH WILLIAMS' CAREER RUSHING STATISTICS

YEAR	G-GS	NO.	YARDS	TD	LONG
2019	0-0	0	0	0	0
2020	10-0	22	88	0	30
2021	2-0	5	19	0	6
<b>TOTAL</b>	<b>12-0</b>	<b>27</b>	<b>107</b>	<b>0</b>	<b>30</b>



# 61

## Cameron Wire

**Offensive Tackle**  
6-6 • 307 • Jr. • 1L  
Gonzales, La.  
East Ascension High School

Entered 2021 as the starting left tackle for the Tigers ... Coming off his most productive season at LSU in 2020 with six starts and nine appearances ... Has shown steady improvement since his arrival at LSU in 2018 ... Versatile lineman that has played both guard and tackle during his career ... Has played in 18 games with seven starts (6 at left tackle, 1 at right guard).

### JUNIOR SEASON (2021)

Started at left tackle at UCLA on Sept. 4, playing 44 snaps with one knockdown block.



# 36

## Cade York

**Placekicker**  
6-1 • 198 • Jr. • 2L  
McKinney, Texas  
Prosper High School

• 2020 Second Team All-America (AP, FWAA)

- 2020 First Team All-SEC (Coaches)
- 2020 Second Team All-SEC (AP)
- 2020 SEC Special Teams Player of the Week (at Florida)
- 2020 SEC Academic Honor Roll
- 2019 SEC All-Freshman Team
- 2019 Second Team All-SEC (AP)
- 2019 SEC Special Teams Player of the Week (at Texas)

One of the top kickers in LSU history and the school-record holder for longest field goal in program history ... Kicked his way into the LSU record books with a game-winning 57-yard field goal in the fog to help the Tigers beat No. 6 Florida, 37-34, on Dec. 12, 2020 ... Earned second team All-America honors from the Associated Press and the Football Writers Association of America in 2020 ... Also a first team All-SEC selection by the SEC Coaches and second team by AP in 2020 ... LSU record holder for 50-yard field goals in a career (12), in a season (6) and the only player in school history to kick two 50-yard field goals in a game (twice - vs. Texas A&M, 2019, and vs. McNeese, 2021) ... LSU single-season record holder for points by kicking in a season with 152 and PATs (89) in 2019 ... Ranks No. 5 in LSU history in career field goals (43) ... Ranks No. 4 in LSU history in total points scored by kicking with 261 ... Is 132-of-136 on point-after touchdowns ... His 132 career PATs rank No. 2 in LSU history ... has made 86 straight PATs, which also ranks fourth in school history.

### SOPHOMORE SEASON (2021)

York's two field goals against McNeese on Sept. 11, 2021, covered 55 and 56 yards ... the 55-yarder set the Tiger Stadium record for longest field goal, and he broke the mark later in the game with the 56-yarder.

### CADE YORK'S CAREER HIGHS

Points scored: 17 vs. Ole Miss, 2020  
Kick PATs: 9 vs. Oklahoma, 2019  
Field goals made: 4 vs. Ole Miss, 2020  
Field goal attempts: 4, 3x (Last: vs. Ole Miss, 2020)  
Longest field goal: 57 at Florida, 2020 (school record)

### CADE YORK'S FIELD GOALS

In Tiger Stadium: 16-of-18  
In Road Games: 24-of-28  
In Neutral Site Games: 3-of-6

### CADE YORK'S CAREER STATISTICS

#### FIELD GOALS

YEAR	G	FGM-FGA	<20	20-29	30-39	40-49	50+	LONG	PAT	POINTS
2019	15	21-27	0-0	8-8	4-4	5-10	4-5	52	89-93	152
2020	10	18-21	0-0	4-4	5-6	3-4	6-7	57	36-36	90
2021	2	4-4	0-0	1-1	1-1	0-0	2-2	33	7-7	19
<b>TOTALS</b>	<b>27</b>	<b>43-52</b>	<b>0-0</b>	<b>13-13</b>	<b>10-11</b>	<b>8-14</b>	<b>12-14</b>	<b>57</b>	<b>132-136</b>	<b>261</b>