

2021 FOOTBALL GAME NOTES



NATIONAL CHAMPIONS

1958 • 2003 • 2007 • 2019

SEC CHAMPIONS

1935 • 1936 • 1958 • 1961

1970 • 1986 • 1988 • 2001

2003 • 2007 • 2011 • 2019

GAME
6



Kentucky
October 9, 2021

Kroger Field
Lexington, Ky.
6:30 p.m. CT • SECN

BREAKDOWN

LSU

Record 3-2
Ranking NR/NR
Last Game Oct. 2 vs. Auburn
L, 19-24
Head Coach Ed Orgeron
Career Record 64-43
LSU Record 48-16
vs. UK 1-1
LSU vs. UK LSU leads 40-16-1



Kentucky

Record 5-0
Ranking 14 AP/16 Coaches
Last Game Oct. 2 vs. Florida
W, 20-13
Head Coach Mark Stoops
Career Record 54-50
Record at UK Same



COACH LOCATIONS

On The Field

Ed Orgeron, Head Coach
Mickey Joseph, Wide Receivers/Asst. Head Coach
Blake Baker, Linebackers
Brad Davis, Offensive Line
Andre Carter, Defensive Line
Kevin Faulk, Running Backs
Greg McMahon, Special Teams
Corey Raymond, Cornerbacks

In The Press Box

Jake Peetz, Offensive Coordinator
DJ Mangas, Passing Game Coordinator
Daronte Jones, Defensive Coordinator, Safeties

ON THE AIR



Chris Blair, Play-By-Play
Doug Moreau, Analyst
Gordy Rush, Reporter



Tom Hart, Play-by-Play
Jordan Rogers, Analyst
Cole Cubelic, Reporter

LSU Media Central

Media can access the current media guide, updated statistics and game notes all in one location at www.LSUsports.net/media.

2021 SCHEDULE

DATE	OPPONENT/TV	TIME (CT)	SERIES RECORD
Sept. 4	at UCLA (FOX)	L, 27-38	First Meeting
Sept. 11	McNeese (SECN+/ESPN+)	W, 34-7	LSU leads 1-0
Sept. 18	Central Michigan (SEC Network)	W, 49-21	First Meeting
Sept. 25	at Mississippi State* (ESPN)	W, 28-25	LSU leads 75-36-3
Oct. 2	#22 Auburn* (ESPN)	8 p.m.	LSU leads 31-23-1
Oct. 9	at #14 Kentucky* (SEC Network)	6:30 p.m.	LSU leads 40-16-1
Oct. 16	Florida*	TBA	Florida leads 33-31-3
Oct. 23	at Ole Miss*	TBA	LSU leads 64-41-4
Nov. 6	at Alabama*	TBA	Alabama leads 54-26-5
Nov. 13	Arkansas*	TBA	LSU leads 42-22-2
Nov. 20	ULM	TBA	LSU leads 3-0
Nov. 27	Texas A&M*	TBA	LSU leads 34-22-3
Dec. 4	SEC Championship	TBA	LSU 5-1 in Title Game

* - Denotes SEC Games | All dates & times are Central and Subject to Change

NEXT UP

- LSU (3-2, 1-1 SEC) returns to Lexington, Kentucky for the first time since the 2007 season on Saturday when the Tigers face No. 14 (Coaches)/No. 16 AP Kentucky (5-0, 3-0 SEC) at 6:30 p.m.
- The game will be televised on SEC Network with Tom Hart (play-by-play), Jordan Rodgers (analyst) and Cole Cubelic (sideline) on the call.
- LSU is coming off a 24-19 setback to No. 22 Auburn last week, while Kentucky knocked off 10th-ranked Florida, 20-13.
- It will mark LSU's first trip to Lexington since 2007 when the Tigers dropped a 43-37 3OT contest to the Wildcats. LSU went on to win the national championship that year.
- LSU and Kentucky last met in 2014 with the Tigers winning 41-3 in Tiger Stadium.
- LSU coach Ed Orgeron is 48-16 in his 5-plus years as head coach of the Tigers.
- Of Orgeron's 48 wins with the Tigers, 35 have come by double-figures, 19 have come against teams ranked in the Top 25 with 13 of those coming against Top 10 opponents.
- Orgeron is 13-4 against Top 10 teams at LSU.
- Orgeron is 1-1 all-time against Kentucky, both coming as head coach at Ole Miss. Orgeron beat Kentucky in 2005 (13-7 in Oxford) and then dropped a 31-14 decision in Lexington in 2006.
- LSU is 16-1 under Orgeron in games following a loss. The Tigers have lost back-to-back games under Orgeron only one time (Texas A&M and Alabama in 2020).
- LSU's offense is averaging 31.4 points and 373.8 total yards per game (70.6 rushing, 303.2 passing).
- LSU is a perfect 14-of-14 in the redzone this year (9 TDs, 5 FGs). The Tigers are one of only 9 teams nationally to remain perfect in the redzone.
- Defensively, the Tigers are allowing 23.0 points and 367.0 total yards per game (119.0 rushing, 248.0 passing).
- LSU leads the SEC and ranks No. 3 in the nation with sacks with 20 through 5 games. The Tigers are No. 2 in the SEC in and No. 4 nationally in tackles for loss with 44.0.
- LSU is 31-5 when winning the turnover margin games under Ed Orgeron.
- Sophomore QB Max Johnson — a left-hander — will make his eighth career start on Saturday. Johnson is 5-2 as LSU's

- starting QB. He's the son of Super Bowl champion QB Brad Johnson (Tampa Bay). LSU backup QB Garrett Nussmeier is also the son of a former NFL quarterback — Doug Nussmeier (who is the QB coach for the Dallas Cowboys).
- In 5 games this year, Johnson ranks No. 5 nationally in passing TDs (16). He's connected on 113-of-181 passes for 1,469 yards and 4 interceptions. Last week vs. Auburn was the first time in seven career starts that Johnson didn't throw at least 3 TD passes in a game.
- Sophomore WR Kayshon Boutte leads the nation in receiving TDs with 9 after catching a TD against Auburn. He's caught a TD pass in 7 straight games dating back to last year, which ties for the longest streak in school history with Jarvis Landry and Dwayne Bowe.
- Boutte leads the Tigers with 30 receptions for 436 yards and 9 TDs.
- 15 different players have caught passes for LSU this year with true freshman Jack Bech (19 receptions, 252 yards, 1 TD) and junior Trey Palmer (12-142-2) following Boutte.
- Three of LSU's top five reception leaders are true freshmen. Joining Bech are Brian Thomas Jr. (11-143-0) and Deion Smith (10-177-2).
- True freshman Corey Kiner leads the Tigers in rushing with 166 yards and 2 TDs in 4 games.
- LSU is 26-1 overall under Orgeron when having a 100-yard rusher.
- LB Damone Clark is coming off his second straight double-digit tackle game with 13 vs. Auburn and leads the SEC and ranks No. 2 in the nation with 55 tackles.
- LB Micah Baskerville (27), S Major Burns (25) and nickel back Cordale Flott (23) are LSU's other top tacklers.
- DE BJ Ojulari is second in the SEC in sacks with 4.5.
- 11 different players have been credited with a sack this year.
- PK Cade York, a second team All-America in 2020, has made 12 straight field goals dating back to last year. In week 2 vs. McNeese he set the Tiger Stadium record for longest field goals twice (55 yarder in 2Q and then a 56-yarder in 4Q). York holds the LSU record for most 50-yard field goals in a career (12) and a season (6 in 2020).
- York is 47-of-56 on field goals in his career, which includes 27-of-34 in games played away from Tiger Stadium.

BY THE NUMBERS

7

Consecutive games Kayshon Boutte has caught a TD pass, which ties the school record.

9

LSU is one of only 9 teams nationally (2 in the SEC) to remain perfect in the redzone this year. LSU is 14-of-14 in the redzone (9 TDs, 5 FGs).

16

Consecutive field goals by LSU junior PK Cade York. York has made all 8 of his field goals this year after closing out 2020 by making his final eight attempts.

34

Straight games LSU has had at least one passing touchdown.

Kentucky Week

4 MONDAY Orgeron Press Conference 12:30 p.m. - Zoom Practice 3:45 p.m. - indoor Field at McClendon Practice Facility (Closed to Media)	5 TUESDAY Player Interviews Noon -1 p.m.- Zoom Football Practice 3:45 p.m. - McClendon Practice Facility (Open to Media)	6 WEDNESDAY SEC Teleconference 10 a.m. Orgeron on call Football Practice 3:45 p.m. - McClendon Practice Facility (Open to Media) Coach O Radio Show 7 p.m. - TJ Ribs at Acadian	7 THURSDAY Practice No Media Availability Coach Orgeron Post-Practice Interview 5:45 p.m. - Zoom	8 FRIDAY Focus Friday No Media Availability Travel to Lexington	9 SATURDAY Gameday LSU at Kentucky 6:30 p.m. CT SECN	10 SUNDAY Off Day No Media Availability
---	---	---	---	---	---	---

LSU Media Services

Ed Orgeron Interviews

Monday Press Conference:

LSU head coach Ed Orgeron meets with the media each Monday of game week over Zoom. A transcript of Coach Orgeron's opening statement as well as the question and answer session can be found on www.LSUsports.net. LSU will distribute the interview via FTP. A link to download the press conference will be emailed to members of the media each Monday afternoon during the season. Email Michael Bonnette at mbonnet@lsu.edu to be placed on the distribution list.

Listen To Ed Orgeron's Weekly Press Conference

Members of the media can access the audio portion of Coach Orgeron's Weekly Press Luncheon each Monday starting at 12:30 p.m. CT at www.LSUsports.net/live or over the radio in the Baton Rouge area on 104.5 FM.

SEC Teleconference

The 14 SEC coaches are featured on a weekly teleconference each Wednesday at 10 a.m. CT during the regular season. Coach Orgeron speaks for 10 minutes starting at 10 a.m. Contact the LSU Sports Information Department to obtain the phone number to access the call.

Thursday Post-Practice

Coach Orgeron meets with the media over Zoom at approximately 5:45 p.m. each Thursday during the regular season.

LSU Player Interviews

LSU players are available to the media during a typical game week on Tuesday from noon-1 p.m. over Zoom. Interview requests for the Monday media opportunity should be made at least 24 hours in advance and emailed to Michael Bonnette (mbonnet@lsu.edu) and Brandon Berrio (bberri1@lsu.edu). Members of the media are not permitted to contact players on their cell phones under any circumstance.

LSU Video Newsfeed

LSU will be distributing video interviews and other highlights via FTP during the 2021 season. A link to download the newsfeed will be emailed to members of the media each Monday afternoon during the season. Email Michael Bonnette at mbonnet@lsu.edu to be placed on the distribution list.

WHO TO CONTACT

Communications Office • (225) 578-8226

Michael Bonnette • Assoc. AD/Communications

Coach Orgeron and Player Interview Requests | E-mail: mbonnet@lsu.edu

Brandon Berrio • Director of Digital & Creative Content

Player Interview Requests | E-mail: bberri1@lsu.edu

LSU Director of Creative Content

Emily Dixon - emily@lsu.edu

LSU Digital Media Reporter

Cody Worsham - cworsham@lsu.edu

LSU Director of Digital Media

Todd Politz - todd@lsusp.com

LSU Creative Services

Jason Feirman - jfeirman@lsu.edu (Logos)

Lindsey Thompson - lthompson1@lsu.edu (Graphics)

Chris Parent - cparen3@lsu.edu (Photos)

Network Operations/SEC Network

John Schiebe - jschieb@lsu.edu

LSU Sports Productions

David Landry - david@lsusp.com

LSU Radio

Chris Blair - chris@lsusp.com

LSU Sports Information Mailing Address

LSU Athletic Administration Building
Baton Rouge, LA 70803

www.LSUsports.net/media

The Official Website of LSU Athletics is home to all the football information you need. Schedules, results, rosters, bios, statistics and game notes can be found and are always up to date. The GAMEDAY section, updated daily, has all relevant info for the upcoming game.

CollegePressBox.com

Collegepressbox.com is the official media website for SEC Football. Access and download weekly game notes, quotes, statistics, media guides, headshots, logos, flip cards and more for the conference and each of its member schools. Login information will be distributed to accredited media or you can apply for a password by sending an e-mail to password@collegepressbox.com.



LSU Football on Twitter & Facebook

facebook.com/LSUfootball

twitter.com/LSUfootball

instagram.com/LSUfootball

twitter.com/Coach_EdOrgeron

twitter.com/LSUMediaAlerts

LSUsports.net/connect



Ed Orgeron

Head Coach

@Coach_EdOrgeron

Overall Record: 64-43

LSU Record: 48-16
(Sixth year)

THE ORGERON FILE

Year at LSU: Sixth (Fifth as head coach)

Birthdate: July 27, 1961, in Larose, La.

Children: Tyler, Parker, Cody

High School: South Lafourche High School (Galliano, La.)

College: Northwestern State (La.), 1984

YEAR-BY-YEAR HEAD COACHING RECORD

YEAR	SCHOOL	OVERALL RECORD
2005	Ole Miss	3-8
2006	Ole Miss	4-8
2007	Ole Miss	3-9
2013	Southern Cal	6-2
2016	LSU	6-2
2017	LSU	9-4
2018	LSU	10-3
2019	LSU	15-0
2020	LSU	5-5
2021	LSU	3-2
Overall		64-43

PLAYING EXPERIENCE

1981-84 Northwestern (La.) State (defensive line)

COACHING EXPERIENCE

1984	Northwestern (La.) State (graduate assistant)
1985	McNeese State (graduate assistant)
1986-87	Arkansas (assistant strength coach)
1988-92	Miami (Fla.) (graduate assistant, 1988; defensive line 1989-92)
1994	Nicholls State (linebackers)
1995-97	Syracuse (defensive line)
1998-2004	Southern Cal (defensive line, 1998-2002; recruiting coordinator, 2001-04)
2005-07	Ole Miss (head coach)
2008	New Orleans Saints (defensive line)
2009	Tennessee (defensive line/recruiting coordinator)
2010-12	Southern Cal (defensive coordinator/defensive line/recruiting coordinator, 2010-13; interim head coach, 2013)
2015-pres.	LSU (defensive line; recruiting coordinator, 2016; interim head coach, Sept. 25, 2016, head coach, Nov. 26, 2016)

BOWL EXPERIENCE

SEASON	BOWL	TEAM	OPPONENT	RESULTS
AS ASSISTANT COACH				
1986	Orange	Arkansas	Oklahoma	L, 42-8
1987	Liberty	Arkansas	Georgia	L, 20-17
1988	Orange	Miami	Nebraska	W, 23-3
1989	Sugar	Miami	Alabama	W, 33-25
1990	Cotton	Miami	Texas	W, 46-3
1991	Orange	Miami	Nebraska	W, 22-0
1992	Sugar	Miami	Alabama	L, 34-13
1995	Gator	Syracuse	Clemson	W, 41-0
1996	Liberty	Syracuse	Houston	W, 30-17
1997	Fiesta	Syracuse	Kansas State	L, 35-18
1998	Sun	Southern Cal	TCU	L, 28-19
2001	Las Vegas	Southern Cal	Utah	L, 10-6
2002	Orange	Southern Cal	Iowa	W, 38-17
2003	Rose	Southern Cal	Michigan	W, 28-14
2004	Orange	Southern Cal	Oklahoma	W, 55-19
2009	Chick-fil-A	Tennessee	Virginia Tech	L, 37-14
2012	Sun	Southern Cal	Georgia Tech	L, 21-7
2015	Texas	LSU	Texas Tech	W, 56-27
AS HEAD COACH				
2016	Citrus	LSU	Louisville	W, 29-9
2017	Citrus	LSU	Notre Dame	L, 21-17
2018	Fiesta	LSU	UCF	W, 40-32
2019	Chick-fil-A	LSU	Oklahoma	W, 63-28
2019	CPF NC	LSU	Clemson	W, 42-25

When it comes to building a championship football program, there's none better than LSU Head Coach Ed Orgeron. A driven leader with a vision on how to achieve success, Orgeron needed only three seasons to fulfill a pledge he made at his introductory press conference on Nov. 26, 2016, when he vowed to "build a championship program at LSU."

Orgeron did just that in 2019, earning numerous National Coach of the Year honors on his way to leading LSU to the most dominant season in college football history with a 15-0 record and the CFP National Championship. But Orgeron's definition of a championship program goes much farther than winning championships on the football field. It's also about developing young men, both on and off the field; it's about fielding a team of high-character players that are determined to compete at the highest level on the field, while pursuing an education off the field; it's about players focused on the success of the team, not individual awards; it's about players doing the right thing, all of the time. It's known as the LSU Standard of Performance, not just on Saturday nights during the fall, but year-round.

And with that mentality, which starts at the top with Orgeron — a coach who never takes credit for his team's success, but instead praises his staff and his players — LSU stormed its way to the 2019 national title, winning 12 of 15 games by double-figures and beating seven Top-10 opponents along the way. LSU had five wins over teams that finished the 2019 season ranked in the Top 10.

In 2020, Orgeron and the Tigers found a way to still have success despite losing their starting quarterback just three games into the season. Behind the play of true freshman quarterback Max Johnson, LSU capped 2020 on a high note, beating No. 6 Florida in Gainesville and wrapping up the year with a win over Ole Miss in Tiger Stadium to finish with a 5-5 overall mark. Of the 48 players who saw action in the win over Florida, 26 were either freshmen or sophomores with three true freshmen accounting for three of LSU's four touchdowns in the victory. Since taking over the Tigers four games into the 2016 season, Orgeron has guided LSU to a 45-14 mark. He's also led the Tigers to five postseason victories — one in the SEC Championship Game, two bowl games and two in the College Football Playoff.

Of LSU's 45 wins under Orgeron, 33 have come by double-figures and 13 have been over Top-10 teams. The 13 Top-10 wins rank as the second-most for any coach in LSU history, trailing only Les Miles who won 16 games over Top 10 opponents in 12 years. LSU has a 29-12 record under Orgeron against SEC teams, which includes a 37-10 win over fourth-ranked Georgia in the 2019 SEC Championship Game.

Under Orgeron, the Tiger program has produced 12 first-team All-Americans, four national award winners including the 2019 Heisman Trophy winner in quarterback Joe Burrow, and 39 NFL Draft picks including 10 in the first round. In the 2020 NFL Draft, LSU set an SEC record with five first-round picks and tied the all-time mark with 14 players selected during the seven-round event. In 2020, quarterback Burrow went No. 1 overall and LSU became the first school in the history of the NFL Draft to have a quarterback, running back (Clyde Edwards-Helaire) and wide receiver (Justin Jefferson) picked in the first round.

In the 2021 NFL Draft, the Tigers saw another seven players selected, including the No. 5 overall pick in wide receiver Ja'Marr Chase. LSU's two-year draft total from 2020-21 stands at 21, the most for any school in college football over that span in the history of the NFL Draft.

When it comes to recruiting, there are none better than Orgeron and his staff who continue to assemble the best roster in college football with a focus that includes keeping the best players in Louisiana at home, while also attracting the top talent from coast to coast.

Now entering its fifth full season under Orgeron, LSU has used the "One Team, One Heartbeat" philosophy along with the ability to "block out the noise" to become the premier program in college football.

2020

In a COVID-altered season, Orgeron led LSU to a 5-5 mark despite having to start a true freshman at quarterback for the final six games of the year due to the season-ending injury to Myles Brennan in week 3. In addition, the Tigers had five returning starters opt out of the season due to COVID-19 concerns leaving LSU with only six returning starters from its national championship team. Still, LSU, with a young and inexperienced roster, competed each week, beating South Carolina at home and Arkansas on the road.

Counting on many freshmen and sophomores, LSU won three of its final five games, including wins over No. 6 Florida in Gainesville and Ole Miss in Tiger Stadium to cap season on a high note. In the win over Florida, the Tigers started nine true freshmen and sophomores, including quarterback Max Johnson who earned SEC Offensive Player of the Week in what was his first career start. Johnson threw for 239 yards and three TDs and true freshmen accounted for three of LSU's four touchdowns in the 37-34 victory. A week later against Ole Miss, true freshman Kayshon Boutte set the SEC record for single-game receiving yards with 308 on 14 receptions and Johnson passed for 435 yards and three scores in the 53-48 win. The back-to-back wins to close out the 2020 season set the stage for an outstanding spring for the Tigers as LSU returns 29 players in 2021 who have at least one career start to their credit.

LSU's 2020 season wrapped up with the Tigers having seven players selected in the NFL Draft led by wide receiver Ja'Marr Chase, who was selected No. 5 overall.

THE COACH O WAY

A native of LaRose, Louisiana, Orgeron developed a passion for the Tigers at an early age, becoming a fan of some of the all-time LSU greats in the 1970s. Players like Bert Jones, Ronnie Estay, Tommy Casanova, Charles Alexander and of course, coach Charles McClendon, ignited a purple and gold fire under Orgeron that still burns today.

Orgeron has reunited the current roster with former players, making them an integral part of the program and he's leveraged his passion and love for LSU into a determination and drive that sees him spend nearly every waking moment focused on LSU football and his vision for the program.

With the "One Team. One Heartbeat" motto, the Tigers seemingly became a different team overnight when Orgeron was elevated to interim head coach on Sept. 25, 2016 and the results that LSU sought soon followed. As the head coach of the Tigers, Orgeron said he was going to "flip the script" and he assigned a theme for the daily practices. The purpose of the descriptive practice themes for each day during the week is one of the ways that Orgeron and his staff hold the players accountable and focused both prior to and during the workout. The daily practice nicknames are as follows: Tell the Truth Monday, Competition Tuesday, Turnover/No Turnover Wednesday, No Repeat Thursday, and Focus Friday.

Orgeron has also opened the doors for former LSU players to come back and be active in the program. Having former players actively involved is a way for the current Tigers to get a better understanding of who helped build the foundation for the program, while also letting them see first-hand what it means to be an LSU Tiger and the responsibility that goes along with it. Orgeron routinely has former Tigers speak to the team, attend



practices and be involved with the organization. He also invited former Tigers to come back on gamedays and be part of the "Tiger Walk" as they lead the current team down "Victory Hill" on their way to the stadium.

ORGERON COACHING HISTORY

Orgeron, who has also served as head coach at Ole Miss and Southern Cal, is 45-14 at LSU. His career mark as a collegiate head coach is 61-41, however he's 51-16 over his last 67 games. Orgeron went 6-2 as Southern Cal's interim head coach in 2013, taking over a USC team that stumbled to a 3-2 mark over the first five games of the year. Orgeron rallied the Trojans as USC closed out the regular season with wins in six of its final eight games. Orgeron originally joined the Tiger staff in 2015 as defensive line coach, before adding the title of recruiting coordinator in the spring of 2016.

Prior to joining the LSU staff, Orgeron's last coaching stop came at Southern Cal where he served as recruiting coordinator and defensive line coach for the Trojans for four years (2010-13). Orgeron was elevated to interim head coach at USC for the final eight games of the 2013 season.

Orgeron served two stints at Southern Cal, the first as the Trojans' defensive line coach from 1998 to 2004. Orgeron coached under Paul Hackett at USC for three years from 1998 to 2000 and was one of just a handful of coaches retained by Pete Carroll when he took over as the Trojans' head coach in 2001.

Orgeron left USC in 2005 to become the head coach at Ole Miss, where he went 10-25 in three years with Rebels from 2005-07.

Orgeron spent the 2008 season coaching the defensive line for the New Orleans Saints and then joined Tennessee as defensive line coach and recruiting coordinator in 2009. He returned to Southern Cal following the 2009 season.

Orgeron made a name for himself as a top defensive line coach at the University of Miami from 1988-92, where he coached eight All-Americans, including NFL first-rounders Cortez Kennedy, Russell Maryland and Warren Sapp. In 1988, he was a graduate assistant at Miami, working with the defensive line.

Orgeron also was a graduate assistant at Northwestern (La.) State, his alma mater, in 1984 and McNeese State in 1985, working with the defensive line at both schools, then was an assistant strength coach at Arkansas for two years (1986-87).

ORGERON'S LOUISIANA ROOTS

Born July 27, 1961, he has three sons, Tyler, and twins Parker and Cody and a grandson Emmett. Parker and Tyler are both member of the LSU football coaching staff, while Cody is the starting quarterback at McNeese. Cody, who still have one year of eligibility remaining, earned his undergraduate degree from McNeese last May. Parker was a two-year starter at wide receiver for McNeese and is currently pursuing his degree at LSU.

Away from the field, Coach O has taken up the sport of boxing and trains three times a week at a local gym. He also teamed with Louisiana Governor John Bel Edwards to educate and inform the citizens of Louisiana during the Covid-19 pandemic. Coach O appeared on commercials and other mediums to support the wearing of masks during the pandemic.

He's also been heavily involved in many community service efforts in the Baton Rouge area, including "Basket of Hope", which has the mission of giving hope to children diagnosed with cancer or other serious illness through the delivery of a Basket of Hope filled with toys, games, craft items, stuffed animals, gift cards, and other items. Coach O makes several trips to local hospitals each year to hand deliver these baskets and to spend time with the children and their families.



ORGERON'S SUPERLATIVES AT LSU

Most Points Scored

1.	72	at Texas A&M	11/24/18
2.	66	at Vanderbilt	9/21/19
3.	65	vs. Northwestern St.	9/14/19
4.	63	vs. Oklahoma (CFA Bowl)	12/28/19
5.	58	at Ole Miss	11/16/19

Fewest Points Allowed

1.	0	vs. Southeastern La.	9/8/18
	0	vs. BYU (in New Orleans)	9/2/17
3.	3	vs. Mississippi St.	10/20/18
	3	vs. Georgia Southern	8/31/19
5.	6	vs. Utah St.	10/5/19

Most First Downs

1.	35	at Ole Miss	11/16/19
2.	33	vs. Ole Miss	9/29/18
3.	32	vs. Utah St.	10/5/19
	32	vs. UCF (Fiesta Bowl)	1/1/19
5.	31	vs. Oklahoma (CFA Bowl)	12/28/19
	31	vs. Texas A&M	11/30/19
	31	vs. Northwestern St.	9/14/19
	31	at Texas A&M	11/24/18
	31	vs. Rice	11/17/18

Fewest First Downs Allowed

1.	6	vs. BYU (in New Orleans)	9/2/17
2.	8	vs. Georgia Southern	8/31/19
3.	11	vs. Louisville (Citrus Bowl)	12/31/16
4.	10	vs. Utah St.	10/5/19
	10	McNeese	9/11/21

Most Rushing Attempts

1.	57	vs. BYU (in New Orleans)	9/2/17
2.	56	vs. Texas A&M	10/25/17
3.	55	at Ole Miss	10/21/17
4.	54	vs. South Carolina	10/24/20
5.	52	vs. UCF (in Glendale, Ariz.)	1/1/19
	52	vs. Missouri	10/1/16

Opponent's Fewest Rushing Attempts

1.	14	vs. BYU (in New Orleans)	9/2/17
2.	16	vs. Mississippi St.	9/26/20
3.	19	at Arkansas	11/10/18
4.	22	vs. Utah St.	10/5/9
	22	vs. Missouri	10/1/16

Most Rushing Yards

1.	418	vs. Missouri	10/1/16
2.	393	at Ole Miss	10/21/17
3.	390	at Arkansas	11/12/16
4.	311	vs. Ole Miss	10/22/16
5.	298	at Texas A&M	11/24/16

Fewest Rushing Yards Allowed

1.	-5	vs. BYU (in New Orleans)	9/2/17
2.	9	vs. Mississippi St.	9/26/20
3.	16	at Arkansas	11/10/18
4.	19	vs. Utah St.	10/5/19
5.	38	at Tennessee	11/18/17

Most Passes Attempted

1.	48	at Missouri	10/10/20
	48	at Auburn	10/31/20
3.	47	at Texas A&M	11/28/20
4.	46	vs. Mississippi St.	9/26/20
	46	at UCLA	9/4/21
	46	vs. Auburn	10/3/21

Most Passes Completed

1.	32	vs. Oklahoma (CFA Bowl)	12/28/19
	32	at Ole Miss	11/16/19
	32	vs. Auburn	10/26/19
4.	31	at Alabama	11/9/19
	31	at Texas	9/07/19

Opponent's Fewest Pass Attempts

1.	11	vs. Georgia Southern	8/31/19
2.	15	vs. Rice	11/17/18
3.	16	at Florida	10/7/17
	16	at UCLA	9/4/21
5.	17	vs. Florida	11/19/16

Opponent's Fewest Passes Completed

1.	4	vs. Georgia Southern	8/31/19
2	7	vs. Rice	11/17/18
	7	vs. Florida	11/19/16
4.	8	vs. Mississippi St.	10/20/18
5.	9	vs. Auburn	10/14/17
	9	at UCLA	9/4/21

Most Passing Yards

1.	532	vs. Oklahoma (CFA Bowl)	12/28/19
2.	488	vs. Northwestern St.	9/14/19
3.	471	at Texas	9/07/19
4.	430	at Missouri	10/10/20
5.	425	va. Texas A&M	11/30/19

Opponent's Fewest Passing Yards

1.	24	vs. Georgia Southern	8/31/19
2.	59	vs. Mississippi St.	10/20/18
3.	91	vs. McNeese	9/11/21
4.	97	vs. Texas A&M	11/30/19
5.	101	vs. Rice	11/17/18

Most Yards of Total Offense

1.	714	at Ole Miss	11/16/19
2.	692	vs. Oklahoma (CFA Bowl)	12/28/19
3.	634	vs. Missouri	10/1/16
4.	622	at Texas A&M	11/24/16
5.	612	vs. Arkansas	11/23/19

Opponent's Fewest Yards of Total Offense

1.	97	vs. BYU (in New Orleans)	9/2/17
2.	98	vs. Georgia Southern	8/31/19
3.	142	vs. McNeese	9/11/21
4.	198	vs. Rice	11/17/18
5.	159	vs. Utah St.	10/5/19

Highest Punting Average (min. 3)

1.	58.0	vs. Southern Miss	10/15/16
2	51.7	vs. Georgia Southern	8/31/19
3.	49.4	vs. Mississippi St.	9/26/20
4.	49.2	at Tennessee	11/18/17
5.	49.16	at Auburn	9/15/18

Highest Time of Possession

1.	44:31	vs. UCF (Fiesta Bowl)	1/1/19
2.	42:33	vs. Missouri	10/1/16
3.	41:43	at Arkansas	11/21/20
4.	41:03	vs. Utah St.	10/5/19
5.	40:21	vs. Arkansas	11/23/19

Longest Scoring Drive (By Yards)

1.	99	vs. Utah St. (13 plays)	10/5/19
2.	97	vs. Ole Miss (7 plays)	10/22/16
3.	96	vs. Southeastern La. (7 plays)	9/8/18
4.	95	at Arkansas (2 plays)	11/12/16
5.	95	vs. Alabama (9 plays)	12/5/20

Longest Scoring Drive (By Time)

1.	7:26	vs. South Carolina	10/24/20
2.	7:24	at Arkansas (14-77)	11/10/18
3.	7:13	vs. BYU (in New Orleans) (13-66)	9/2/17
4.	7:12	vs. UCF (Fiesta Bowl) (12-78)	1/1/19
5.	6:55	at Arkansas (13-84)	11/12/16

Longest Scoring Drive (By Plays)

1.	17	at Ole Miss (66 yds.)	11/17/19
	17	at Florida (63 yds.)	12/12/20
3.	16	vs. Georgia (77 yds)	12/7/19
	16	vs. South Carolina (75 yds.)	10/24/20
5.	15	at Texas A&M (90 yds.)	11/24/18
	15	vs. Mississippi St. (64 yds.)	10/20/18
	15	vs. Georgia (50 yds.)	10/13/18

ORGERON'S RECORD VS. OPPONENTS

Alabama	1-7	Stanford	1-0	LA Tech	2-0	BYU	1-0
Arkansas	5-3	UCLA	0-2	Rice	1-0	Notre Dame	0-2
Auburn	3-5	Utah	1-0	Southern Miss	1-0	VS. Independent	1-2
Florida	3-3	VS. Pac-12	6-2	VS. C-USA	4-0	Central Michigan	1-0
Georgia	2-2					vs. MAC	1-0
Kentucky	1-1	Northwestern LA	3-0	Oklahoma	1-0		
LSU	0-3	Southeastern LA	1-0	Texas	1-0		
Mississippi State	4-4	McNeese	1-0	VS. Big-12	2-0		
Missouri	1-3	VS. Southland	5-0	Chattanooga	1-0		
Ole Miss	4-0			The Citadel	1-0		
South Carolina	1-0	Memphis	3-0	VS. Southern Conference	2-0		
Tennessee	1-1	UCF	1-0				
Texas A&M	3-2	VS. AAC	4-0	Utah St.	1-0		
Vanderbilt	3-2			Wyoming	0-1		
VS. SEC	23-36	Clemson	1-0	Record v. MWC	1-1		
Arizona	1-0	Louisville	1-0				
California	1-0	Miami	1-0				
Colorado	1-0	Syracuse	1-0	Georgia Southern	1-0		
Oregon St.	1-0	Wake Forest	0-1	Troy	0-1		
		VS. ACC	4-1	VS. Sun Belt	1-1		

TRACKING THE TIGERS

WEEK	AP	COACHES	CFP
Preseason	16	13	--
Week 2	RV	RV	--
Week 3	RV	RV	--
Week 4	RV	RV	--
Week 5	NR	NR	--
Week 6	--	--	--
Week 7	--	--	--
Week 8	--	--	--
Week 9	--	--	--
Week 10	--	--	--
Week 11	--	--	--
Week 12	--	--	--
Week 13	--	--	--
Week 14	--	--	--
Week 15	--	--	--

COACHES POLL

RK.	TEAM	REC.	POINTS	PREV
1	Alabama (63)	5-0	1623	1
2	Georgia (9)	5-0	1562	2
3	Iowa	5-0	1429	5
4	Penn State	5-0	1397	6
5	Oklahoma	5-0	1380	4
6	Cincinnati	4-0	1358	8
7	Ohio State	4-1	1172	10
8	Michigan	5-0	1125	14
9	Oregon	4-1	1000	3
10	Brigham Young	5-0	968	15
11	Michigan State	5-0	911	16
12	Oklahoma State	5-0	798	18
13	Notre Dame	4-1	777	7
14	Kentucky	5-0	758	23
15	Coastal Carolina	5-0	699	16
16	Arkansas	4-1	652	11
17	Ole Miss	3-1	629	12
18	Florida	3-2	464	9
19	Auburn	4-1	463	22
20	Wake Forest	5-0	441	25
21	Clemson	3-2	288	19
22	NC State	4-1	257	NR
23	Texas	4-1	256	NR
24	SMU	5-0	142	NR
25	Arizona State	4-1	141	NR

AP POLL

RK.	TEAM	REC	POINTS	PREV
1	Alabama (53)	5-0	1541	1
2	Georgia (9)	5-0	1497	2
3	Iowa	5-0	1381	5
4	Penn State	5-0	1360	4
5	Cincinnati	4-0	1320	7
6	Oklahoma	5-0	1248	6
7	Ohio State	4-1	1094	11
8	Oregon	4-1	1069	3
9	Michigan	5-0	1053	14
10	Brigham Young	5-0	990	13
11	Michigan State	5-0	852	17
12	Oklahoma State	5-0	749	19
13	Arkansas	4-1	745	8
14	Notre Dame	4-1	701	9
15	Coastal Carolina	5-0	649	16
16	Kentucky	5-0	662	NR
17	Ole Miss	3-1	601	12
18	Auburn	4-1	415	22
19	Wake Forest	5-0	341	24
20	Florida	3-2	316	10
21	Texas	4-1	233	NR
22	Arizona State	4-1	197	NR
23	NC State	4-1	145	23
24	SMU	5-0	142	NR
25	San Diego State	4-0	111	NR

NOTEBOOK

LSU Returns To Kentucky For First Time Since 2007

LSU heads back to the Bluegrass State for the first time since 2007 on Saturday when the Tigers face No. 14/16 Kentucky at 6:30 p.m. on the SEC Network. In its last trip to Lexington, Kentucky posted a 43-37 victory over LSU in triple overtime. LSU still went on to win the national championship that year. Prior to the 2007 contest, LSU's previous game in Lexington came in 2002 when the Tigers won in what became known as the "Bluegrass Miracle". In that contest, Marcus Randall connected with Devery Henderson on a 75-yard TD pass as time expired in the unlikely 33-30 win.

More On the LSU-Kentucky Series

- LSU and Kentucky played every year from 1952-2002 when the league changed the scheduling format. Since 2002, LSU and Kentucky have met just four times of the gridiron (2006, 2007, 2011 and 2014).
- This year's game will mark Kentucky's highest-ranking going into the LSU contest since 1977 when the Wildcats were ranked No. 12. LSU, ranked No. 17 that week, beat Kentucky, 33-13, in Baton Rouge.
- LSU's "Bluegrass Miracle" in 2002 is considered one of the best finishes in college football history.
- LSU RB coach Kevin Faulk rushed for a school-record 5 TDs in the 63-28 win over Kentucky in 1997.
- The all-time winningest coach in LSU football history Charles McClendon is a 1950 graduate of Kentucky. McClendon won 137 games in 18 years as head coach of the Tigers from 1962-79.
- LSU's last three appearances in Lexington have been decided on the last offensive play of the game for the Tigers.
 - 2001 Rohan Davey hit Michael Clayton with a 6-yard TD pass with 13 seconds left to lift the Tigers to a 29-25 win.
 - 2002 Marcus Randle's 75-yard Bluegrass Miracle to Devery Henderson as time expired to win 33-30.
 - 2007 Charles Scott was stopped at the 1-yard line on LSU's final play in triple overtime as Kentucky won, 43-37.

Boutte Leads Nation In Receiving TDs

Sophomore WR Kayshon Boutte leads the nation in receiving TDs with nine to his credit this year. Boutte has scored at least one TD in all five games this year. In five games, Boutte has 30 receptions for 436 yards and 9 TDs. In addition to leading the nation in receiving TDs, Boutte also ranks among the SEC leaders in every receiving category.

The following is a look at how Boutte ranks nationally and in the SEC in receiving categories:

Category	NCAA Rk.	SEC Rk.	Numbers
Receiving TDs	T1	1	9 TDs
Receptions	33	4	30 receptions
Receptions/Game	30	4	6.0 receptions per game
Receiving Yards	45	2	436 yards
Receiving Yards/Game	48	4	87.2 yards per game
Points Scored	4	1	54 points
Points Scored/Game	3	1	10.8 points per game

LSU vs. SEC Eastern Division

LSU is 143-93-7 all-time against current teams in the SEC Eastern Division. Since 2000, LSU owns a 46-16 record against teams from the east. LSU's last win came against its permanent cross-division opponent Florida in Gainesville in 2020, a 37-34 win over the sixth-ranked Gators. LSU faced three opponents from the east during the regular season for the first time since 2011. The 2020 team also lost to Missouri, 41-45 in Columbia and defeated Vanderbilt in Nashville, 41-7.

LSU is 16-1 Following A Loss Under Orgeron

Following its 34-7 win over McNeese in week two, LSU is now 16-1 under Ed Orgeron in games following a loss. LSU has only lost back-to-back games once under Orgeron.

Orgeron vs. Top 25 Teams

LSU is 18-10 against Top 25 teams under head coach Ed Orgeron. The Tigers beat a record seven Top 10 teams on their way to the 2019 national title. LSU is 0-1 vs. Top 25 teams this year. Saturday's game will mark the highest-ranking for Kentucky since the Wildcats were No. 12 for the 1977 meeting with the Tigers in 1977.

LSU One of Only 9 Teams Nationally Still Perfect In Redzone

LSU goes into the Kentucky contest as one of only nine teams nationally (and two in the SEC) that remain perfect in trips inside the redzone. The Tigers have converted all 14 of their redzone chances this year with nine resulting in touchdowns (8 passing, 1 rushing) and the other five coming as field goals. Missouri is the other SEC team perfect in the redzone this year.

LSU's 20 Sacks Thru 5 Games Lead SEC

Eleven LSU defenders have combined for 20 sacks in 2021 as the Tigers lead the SEC in that category. BJ Ojulari leads the team with 4.5 sacks. Maason Smith's three-sack game against McNeese is tied for the most by a freshman in the country. LSU finished with eight sacks against McNeese, which tied for the second most in a game in school history. LSU had one sack against Mississippi State's offense that features quick throws as Ali Gaye recorded his second sack of the year against the Bulldogs just before halftime for a 2-yard loss.

Clark Leads SEC and Ranks No. 2 in Nation in Tackles

Coming off his second straight double-digit tackle game, and third of the year, senior LB Damone Clark leads the SEC and ranks No. 2 in the nation in total tackles with 55 through 5 games. Clark had 13 tackles last week vs. Auburn. The week prior against Mississippi State, Clark had a career-best 15 tackles and was named SEC Defensive Player of the Week for his performance in the win over the Bulldogs. Clark opened the season with 14 tackles against UCLA.

NOTEBOOK

Ward Blocks Another Field Goal

LSU S Jay Ward blocked the second field goal of his career against Auburn when he came across the edge to block a 52-yard attempt in the third quarter. The block gave LSU the ball at its own 38-yard line and resulted in a 51-yard field goal from Cade York, giving the Tiges a 19-10 advantage with 3:26 left in the third quarter. Last year in a win over Arkansas, Ward blocked a 44-yard field goal that could have tied the game with 1:24 left in the contest. LSU ran out the final minute of the game in winning, 27-24, in Fayetteville.

LSU True Freshmen Making Impact In Passing Game

LSU's highly-touted true freshmen wide receiver class is living up to its billing as the foursome has combined for 44 receptions for 612 yards and three TDs through five games. The 44 receptions account for nearly 40 percent of LSU's catches, while the 612 yards makes up 40.6 percent of the team's receiving yards. Jake Bech is first among LSU's rookie receivers with 19 receptions for 252 yards and 1 TD, while Brian Thomas follows with 11 receptions for 143 yards. Deion Smith leads all LSU rookies in TD receptions with 2. He's caught 10 passes for 177 yards, while Malik Nabers has four receptions for 40 yards. The four rookies have combined to start 10 with Bech leading the group with four starts.

LSU Passing TD Streak Reaches 34 Games

With a TD pass against Auburn, LSU's streak of consecutive games with at least one touchdown through the air has reached 34 games. The 34 game streak dates back to the Arkansas game in 2018. The last time LSU didn't have a passing touchdown came against Alabama in 2018 on November 3.

Bradford Becomes Fourth Tiger To Start at Left Tackle This Year

Anthony Bradford became the fourth player to start a game at left tackle this year when he opened the Auburn contest at the position. Bradford, who can also play guard, joins Cam Wire (UCLA), Xavier Hill (McNeese and Central Michigan) and Garrett Dellinger (Mississippi State) as players who have started at left tackle through the first five games of the season.

LSU Has 2 SEC Player of the Week Honors In 2021

LSU has had two players earn SEC Player of the Week honors in 2021. Senior LB Damone Clark claimed SEC Defensive Player of the Week honors for his play in the win over Mississippi State in week 4. Clark had 15-tackles and returned a fumble 35 yards setting up LSU's first touchdown in the win over Mississippi State. B.J. Ojulari was named SEC Defensive Lineman of the Week for his play in the win over Central Michigan. The following is a look at LSU's Player of the Week honors in 2021:

Game	Player	Honor	Noteworthy
Central Michigan	DE B.J. Ojulari	SEC Def. Lineman of Week	2.5 sacks
Mississippi State	LB Damone Clark	SEC Defensive. Player of Week	15 tackles, 1 fumble return (35 yards)

Johnson-Boutte TD Combo Climbing Up the LSU Charts

LSU's passing combination of QB Max Johnson and WR Kayshon Boutte continue their climb up the school's passing charts as the duo has combined for 14 TDs in only 11 games on the field together. The 14 passing TD combination ranks No. 6 in school history and just one from moving into the Top 5 list.

All-Time LSU Quarterback-Receiver TD Combinations:

1.	24	Joe Burrow-Justin Jefferson
2.	23	Joe Burrow-Ja'Marr Chase
	23	JaMarcus Russell-Dwayne Bowe
3.	21	Tommy Hodson-Wendell Davis
5.	15	Zach Mettenberger-Jarvis Landry
6.	14	Max Johnson-Kayshon Boutte
	14	Tommy Hodson-Tony Moss
	14	Matt Mauck-Devery Henderson

Johnson First LSU QB With 3 Passing TDs of 40+ Yards In A Game Since 1999

Last week vs. Mississippi State, LSU QB Max Johnson became the first Tiger to have three passing TDs of 40 or more yards in a game since the 1999 season when Rohan Davey did it in a win over Arkansas in the season-finale. On Saturday, Johnson had TD passes of 64 yards to Kayshon Boutte, 58 yards to Trey Palmer and 41 yards to Kole Taylor. In 1999, Davey's TD passes covered 67 and 60 yards to Reggie Robinson and 48 yards to Rondell Mealey.

Johnson Closing In on Top -10 for Passing TDs in a Season

QB Max Johnson has thrown 16 TD passes in 2021, which ranks the sophomore just outside of the LSU Top 10 for passing touchdowns in a season. Johnson currently ranks No. 2 in the SEC and No. 5 nationally in passing TDs. Prior to Joe Burrow's NCAA record season in 2019, the LSU record for TDs in a season was 28 by Matt Mauck in 2003 and Jamarcus Russell in 2006.

1.	^60	Joe Burrow	2019
2.	28	JaMarcus Russell	2006
	28	Matt Mauck	2003
4.	22	Zach Mettenberger	2013
	22	Tommy Hodson	1989
6.	21	Matt Flynn	2007
7.	19	Tommy Hodson	1986
8.	18	Rohan Davey	2001
	18	Herb Tyler	1998
10.	17	Josh Booty	2000
	17	Jordan Jefferson	2009
	17	Alan Risher	1982
	16	Max Johnson	2021

^ - NCAA Record

TIGER TRENDS

	2021	Orgeron	Streak
August	0-0	1-0	W1
September	3-1	14-4	W3
October	0-1	14-4	L2
November	0-0	12-6	L1
December-January	0-0	7-2	W2
LSU's Conference Record...			
at home	0-1	14-6	L1
on the road	1-0	15-8	W1
LSU's Non-Conference Record...			
at home	2-0	11-1	W8
on the road	0-1	1-1	L1
neutral	0-0	6-1	W4
LSU vs. Ranked Opponents...			
at home	0-1	6-5	L2
on the road	0-0	7-4	W1
neutral	0-0	6-1	W5
LSU's Record in Games...			
decided by 7 pts or less	1-1	11-5	L1
decided by 3 pts or less	1-0	6-2	W5
Away/neutral during day	1-0	9-4	W1
Away/neutral at night	0-1	13-5	L3
Home during day	0-0	5-2	L1
Home at night	2-1	19-5	L1
LSU's Record When Scoring...			
less than 20 points	0-1	1-11	L5
20+ points	1-1	39-5	W1
30+ points	2-0	42-3	W5
LSU's Record When Allowing...			
14 or fewer points	0-0	18-1	W17
24 or fewer points	1-1	32-7	L1
25+ points	1-1	13-9	W1
LSU's Record When...			
Leading after the 1st qtr	3-1	37-3	L1
Trailing after the 1st qtr	0-0	7-6	L2
Tied after the 1st qtr	0-1	4-6	L1
Leading at halftime	3-1	41-2	L1
Trailing at halftime	0-1	2-12	L8
Tied at halftime	0-0	5-2	L1
Leading after the 3rd qtr	3-1	44-3	L1
Trailing after the 3rd qtr	0-1	4-11	L1
Tied after the 3rd qtr	0-0	0-1	L1
LSU's Record With...			
less than 300 yds total off.	0-0	3-4	L2
300+ yards total offense	2-2	43-12	L1
400+ yards total offense	1-0	36-5	W4
500+ yards total offense	0-0	23-0	W24
600+ yards total offense	0-0	7-0	W21
less than 100 yards rush	2-2	3-9	L1
100+ yards rushing	1-0	45-7	W21
150+ yards rushing	0-0	36-6	W14
200+ yards rushing	0-0	18-2	W5
250+ yards rushing	0-0	11-0	W15
less than 200 yards pass	1-0	9-5	W2
200+ yards passing	1-0	36-9	W2
300+ yards passing	0-2	19-5	L4
350+ yards passing	0-0	14-1	L1
400+ yards passing	1-0	10-1	W2
LSU's Record When Allowing...			
less than 200 total yards	1-0	6-0	W22
less than 300 total yards	1-0	21-3	W1
less than 400 total yards	0-0	33-5	W15
400+ yards total offense	1-2	11-9	L1
less than 100 yards rush	2-0	21-1	W2
100+ yards rush	1-2	24-15	L1
less than 200 yards pass	1-0	22-6	W1
less than 300 yards pass	1-2	36-9	L1
300+ yards pass	1-0	8-4	W2

HONORS/AWARDS

Kayshon Boutte:

- Preseason All-SEC
- Maxwell Award
- Biletnikoff Award

Damone Clark:

- Butkus Award
- Wuerffel Trophy
- SEC Defensive Player of the Week at Mississippi St.

Ali Gaye

- Preseason All-SEC

Austin Deculus

- Preseason All-SEC

Ed Ingram:

- Preseason All-SEC
- Outland Trophy

BJ Ojulari

- SEC Defensive Lineman of the Week vs. CMU

Elias Ricks:

- Preseason All-SEC
- Chuck Bednarik Award
- Jim Thorpe Award
- Bronko Nagursky Trophy

Liam Shanahan:

- Rimington Award

Derek Stingley Jr:

- Preseason All-America
- Preseason All-SEC
- Chuck Bednarik Award
- Jim Thorpe Award
- Bronko Nagursky Trophy
- Paul Hornung Award
- Walter Camp

Cade York:

- Preseason All-America
- Preseason All-SEC
- Lou Groza Award

Flott's Played Big In Back-to-Back Games

LSU junior nickel back Cordale Flott has stepped up his play over the last two weeks in the absence of All-America cornerback Derek Stingley Jr. Against Mississippi State in week 4, he played perhaps the best game of his career as he recorded six tackles and forced two turnovers in the victory. On the first possession of the game, Flott forced a fumble after a MSU reception that was picked up and returned 35 yards by LB Damone Clark. That turnover resulted in a touchdown for the Tigers. LSU never trailed in the contest. Later in the first quarter, Flott intercepted a pass at LSU's 25-yard line that halted another MSU drive. Last week against Auburn, Flott had six tackles and broke up a pass.

Boutte Picks Up Where He Left Off in 2020

LSU sophomore WR Kayshon Boutte picked up where he left off in 2020 as he leads the Tigers with 30 receptions for 436 yards and 9 TDs. Over his last seven games, Boutte has caught 57 passes for 961 yards and 13 TDs. For his career, Boutte has 76 receptions for 1,170 yards and 14 TDs. Of his 76 receptions, 52 have resulted in either a touchdown or a first down.

LSU's 38-3 Under Orgeron When Reaching the 30-Point Mark

LSU goes into the Kentucky game with a 38-3 mark under Ed Orgeron when reaching the 30-point mark. Prior to last year, the Tiger had only one loss in four years when they scored 30 points in a game (2018 7OT game at Texas A&M, 74-72). The only three times LSU has lost when scoring 30 or more points have come against Mississippi State in 2020 (44-34), Missouri in 2020 (45-41) and Texas A&M in 2018 (74-72 in 7 OTs).

Johnson Leads The LSU Offense; Tops the SEC in Passing TDs with 15

Sophomore Max Johnson is 5-1 as the Tigers' starting quarterback. He has thrown 3+ touchdowns in all six starts, becoming the first player in LSU history to achieve that feat. Johnson currently leads the SEC with 15 passing touchdowns. Dating back to last year, in his six career starts, Johnson has combined to complete 176-of-286 passes for 2,229 yards, 23 TDs and only four interceptions. Of his 23 career TD passes, 13 have gone to fellow sophomore Kayshon Boutte.

The following is a look at how Johnson ranks nationally and in the SEC:

Category	NCAA Rk.	SEC Rk.	Numbers
Passing Efficiency	19	5	167.8
Passing Touchdowns	T2	T1	15
Passing Yards	16	3	1160
Points Responsible For	5	1	90

Johnson Becomes Third LSU QB to Throw for 5+ TDs

Against Central Michigan, Johnson went 26-for-35 for 372 yards and five touchdowns. Johnson joined Zach Mettenberger and Joe Burrow as the only quarterbacks in school history to throw for five or more touchdowns in a game.

Touchdown Passes in a Game:

7	Joe Burrow vs. Oklahoma	2019
6	Joe Burrow at Vanderbilt	2019
5	Max Johnson vs. Central Michigan	2021
5	Joe Burrow vs. Clemson	2019
5	Joe Burrow at Ole Miss	2019
5	Joe Burrow vs. Utah State	2019
5	Joe Burrow vs. Georgia Southern	2019
5	Zach Mettenberger vs. UAB	2013

LSU Passing TD Streak Reaches 33 Games

With four TD passes against Mississippi State, LSU's streak of consecutive games with at least one touchdown through the air has reached 33 games. The 32 game streak dates back to the Arkansas game in 2018. The last time LSU didn't have a passing touchdown came against Alabama in 2018 on November 3.

Boutte Leads Nation In Receiving TDs

Sophomore WR Kayshon Boutte sits atop the nation in receiving TDs with eight to his credit through the first four games of the season. Boutte opened the year with three TDs against UCLA and then followed that with two more in the win over McNeese, one against Central Michigan and a pair vs. Mississippi State. In addition to leading the nation in receiving TDs, Boutte also ranks among the SEC leaders in every receiving category.

The following is a look at how Boutte ranks nationally and in the SEC in receiving categories:

Category	NCAA Rk.	SEC Rk.	Numbers
Receiving TDs	T1	1	8 TDs
Receptions	27	5	24 receptions
Receptions/Game	30	6	6.0 receptions per game
Receiving Yards	45	4	308 yards
Receiving Yards/Game	48	5	77.3 yards per game
Points Scored	4	1	48 points
Points Scored/Game	3	1	12.0 points per game

Boutte More Than A Receiver

WR Kayshon Boutte proved last week in the win over Mississippi State that there's more to his game than just catching passes. On two separate occasions, Boutte made solo tackles on LSU's punt coverage team. Boutte's first tackle on punt coverage came early in the second quarter and then added a second tackle in the fourth quarter, holding the return to only two yards. The tackles for Boutte were the first of the season for the sophomore.

York Continues Rewriting Records

PK Cade York is 8-for-8 on field goals and 18-of-18 on PATS for 32 points accounted for in 2021. He is 47-for-56 for his career for 83.9 percent and owns a career long of 57. On PATs, York is 143-of-147 and has made 97 consecutive PATs. The career made PATs ranks second in school history and consecutive PATs is fourth. His season long of 56 yards is tied for the longest in the country.

Category	York's Rank	York's Numbers
Career Field Goals	5th	47
Most 50-yard Goals (Career)	1st	13
Total Points Scored (Career)	4th	284
PAT Kicks Made (Career)	2nd	143
Consecutive PAT Kicks Made	4th	97

Smith Makes Impact in First Start, Second Game

WR true freshman Deion Smith made an immediate impact against Central Michigan with 135 yards on five receptions and a pair of touchdowns. It marked Smith's second game and first career start. His 100-plus receiving yard game marked the earliest for a true freshman in school history. He is the only true freshman with 100+ receiving yards in his second career game. Smith became the ninth true freshman with 100+ receiving yards in a game and it was the 16th overall. Other true freshmen with 100-yard games:

Kayshon Boutte	2020 (3x)
Deion Smith	2021 (1x)
Malachi Dupre	2014 (1x)
Terrence Toliver	2007 (1x)
Michael Clayton	2001 (3x)
Jerel Myers	1999 (3x)
Abram Booty	1997 (2x)
Eddie Kennison	1993 (1x)
Dan Sandifer	1944 (1x)

Atkins is LSU's Special Teams Swiss Army Knife

Senior Avery Atkins serves as LSU's Swiss Army Knife on special teams as the LSU graduate sees action at three positions for the unit. Atkins handles LSU's kickoffs duties, serves as the holder on all placekicks and for the first time in his career is the starting punter. In 2021, Atkins has 25 touchbacks on 30 kickoffs. On 26 punts, only three have been returned for a total of 27 yards. Atkins currently is averaging 40.6 yards per punt and has had 13 of his 26 punts downed inside the 20-yard line.

Davis-Price Nearing 1,000 Yards on the Ground

Junior Tyrion Davis-Price is 118 yards away from 1,000 career yards on the ground. The Baton Rouge native is on track to be the 51st player in LSU history to rush for 1,000 yards in a career and the first since Clyde Edwards-Helaire in 2019. Davis-Price owns 894 yards on the ground and nine touchdowns for his career.

18 True Freshmen See Action in 2021

LSU continued its trend under Coach Orgeron of playing true freshmen as 18 rookies have seen action for the Tigers in 2021. Since taking over four games into the 2016 season, Orgeron has played 102 true freshmen, including 20 in 2017. The following is a look at the number of true freshmen who have seen action under Orgeron:

Year	True Freshmen to Play
2016	12
2017	20
2018	15
2019	19
2020	18
2021	18

True Freshmen Starters in 2021

LSU has started four true freshmen already in 2021. WR Jack Bech (3), WR Brian Thomas Jr. (3) WR Deion Smith (2), WR Malik Nabers (1) and OL Garrett Dellinger (1) have all started for the Tigers. With Dellinger's start against Mississippi State, it marked the first true freshman to start at left tackle in a game since Saahdiq Charles in the 2018 Citrus Bowl against Notre Dame. LSU has started three true freshmen receivers/ends in a game just three times since 1986: at Mississippi State (2021), vs. Central Michigan (2021), and vs. Ole Miss (2020).

LSU's List of True Freshmen Who Have Seen Action in 2021

LSU has played 18 true freshmen this season. The following is a list of LSU's true freshmen who have played in 2021: DT Mason Smith; DB Derrick Davis, WR Brian Thomas , DL Landon Jackson , OL Garrett Dellinger , WR Jack Bech , WR Deion Smith , RB Corey Kiner , DB Damarius McGhee , QB Garrett Nussmeier , Xavier Carter , LB Greg Penn , RB Armoni Goodwin , DE Saivion Jones , WR Malik Nabers , WR Chris Hilton , DB Matthew Langlois and DL Bryce Langston

Austin Deculus has a chance to set LSU record for most games played in a career

Deculus, who hails from Mamou, La., is a 2020 LSU graduate in sport administration and a member of the 2020 SEC Academic Honor Roll who is pursuing a master's degree in liberal arts. He is in his fourth season as a starting offensive tackle for the Tigers, and he has appeared in 53 career games (38 starts). A powerful run blocker who also excels in pass protection, Deculus is seeking to become in 2021 the first player in LSU football history to appear in 60 career games.

Offensive Line Owns Combined 109 Career Starts

LSU's offensive linemen Austin Deculus, Chasen Hines, Ed Ingram, Liam Shanahan, Charles Turner, Cam Wire, Anthony Bradford, Garrett Dellinger Xavier Hill own a combined 109 career starts on the offensive line. Deculus leads the group with 38 career starts and 53 games played. Ingram is second on the list with 36 games played and 28 starts. Shanahan has 15 starts to his credit, followed by Hines (13), Bradford (3), Turner (2) and Hill (2). Bradford started for the first time of his career against UCLA, Hill made his first career start against McNeese and Dellinger earned the start at Mississippi State.

ORGERON'S CAREER DRAFT PICKS

MIAMI

Bill Hawkins	DE	1989	1	21	Rams
Eric Smith	DE	1989	12	19	Giants
Cortez Kennedy	DT	1990	1	3	Seahawks
Jimmie Jones	DE	1990	3	11	Cowboys
Willis Peguese	DE	1990	3	19	Oilers
Greg Mark	DE	1990	3	26	Giants
Russell Maryland	DT	1991	1	1	Cowboys
Shane Curry	DE	1991	2	13	Colts
Anthony Hamlet	DE	1992	10	11	Seahawks
Darren Krein	DE	1994	5	19	Chargers

Syracuse

Antonio Anderson	DT	1997	4	5	Dallas
Eric Downing	DT	2001	3	13	Kansas City

USC

Ennis Davis	DT	2001	7	21	Saints
Kenechi Udeze	DE	2004	1	20	Vikings
Mike Patterson	DT	2005	1	31	Eagles
Shaun Cody	DT	2005	2	5	Lions
Frostee Rucker	DE	2006	3	27	Bengals
LaJuan Ramsey	DT	2006	6	35	Eagles

OLE MISS

Tre Stallings	OG	2006	6	186	Chiefs
Patrick Willis	LB	2007	1	11	49ers
Trumaine McBride	CB	2007	7	221	Bears
Michael Oher	OT	2009	1	23	Ravens
Peria Jerry	DT	2009	1	24	Falcons
Mike Wallace	WR	2009	3	84	Steelers
Jamarca Sanford	DB	2009	7	221	Vikings
Dexter McCluster	RB	2010	2	36	Chiefs
John Jerry	OT	2010	3	73	Dolphins
Kendrick Lewis	S	2010	5	136	Chiefs
Greg Hardy	DE	2010	6	175	Panthers
Jerrell Powe	DT	2011	6	199	Chiefs

TENNESSEE

Dan Williams	DT	2010	1	26	Cardinals
Jurrell Casey	DT	2011	3	77	Titans

USC

Nick Perry	DE	2012	1	28	Packers
T.J. McDonald	S	2013	3	71	Rams
Marqis Lee	WR	2014	2	39	Jaguars
Marcus Martin	C	2014	3	39	49ers
Devon Kennard	LB	2014	5	174	Giants
Leonard Williams	DE	2015	1	6	Jets
Nelson Agholor	WR	2015	1	20	Eagles
Josh Shaw	CB	2015	4	120	Bengals
Javorius Allen	RB	2015	4	125	Ravens
Hayes Pullard	TE	2015	6	198	Browns
Randall Telfer	LB	2015	7	219	Browns
Su'a Cravens	LB	2016	2	53	Redskin
Max Tuerk	C	2016	3	66	Chargers
Cody Kessler	QB	2016	3	93	Browns
Kevon Seymour	CB	2016	6	218	Bills
Zach Banner	OG	2017	4	137	Colts
Leon McQuay	S	2017	6	218	Chiefs

LSU

Leonard Fournette	RB	2017	1	4	Jaguars
Jamal Adams	DB	2017	1	6	Jets
Tre'Davious White	DB	2017	1	27	Bills
Ethan Pocic	C	2017	2	58	Seahawks
Duke Riley	LB	2017	3	75	Falcons
Kendell Beckwith	LB	2017	3	107	Buccaneers
Davon Godchaux	DT	2017	5	178	Dolphins
Malachi Dupre	WR	2017	7	247	Packers
Donte Jackson	DB	2018	2	55	Panthers
Derrius Guice	RB	2018	2	59	Redskins
DJ Chark	WR	2018	2	61	Jaguars
Arden Key	DE	2018	3	87	Raiders
Russell Gage	WR	2018	6	194	Falcons
Danny Etling	QB	2018	7	219	Patriots
Will Clapp	C	2018	7	245	Saints
Devin White	LB	2019	1	5	Buccaneers
Greedy Williams	DB	2019	2	46	Browns
Foster Moreau	TE	2019	4	137	Raiders
Joe Burrow	QB	2020	1	1	Bengals
K'Lavon Chaisson	OLB	2020	1	20	Jaguars
Justin Jefferson	WR	2020	1	22	Vikings
Patrick Queen	ILB	2020	1	28	Ravens
Clyde Edwards-Helaire	RB	2020	1	32	Chiefs
Grant Delpit	S	2020	2	44	Browns
Kristian Fulton	CB	2020	2	61	Titans
Damien Lewis	OG	2020	3	69	Seahawks
Lloyd Cushenberry	C	2020	3	83	Broncos
Jacob Phillips	ILB	2020	3	97	Browns
Saadiq Charles	OT	2020	4	108	Redskins
Rashard Lawrence	DT	2020	4	131	Cardinals
Blake Ferguson	LS	2020	6	185	Dolphins
Stephen Sullivan	TE	2020	7	251	Seahawks
Ja'Marr Chase	WR	2021	1	5	Bengals
Terrace Marshall Jr.	WR	2021	2	59	Panthers
Jabril Cox	LB	2021	4	115	Cowboys
Tyler Shelvin	DT	2021	4	122	Bengals
Racey McMath	WR	2021	6	205	Titans
JaCoby Stevens	S	2021	6	224	Eagles
Kary Vincent Jr.	CB	2021	7	237	Broncos

Tigers Continue To Lead SEC in Fewest Penalties; Rank No. 7 Nationally

LSU has only been penalized 21 times this season, which is the fewest penalties in the SEC and seventh in the country. After being penalized just two times in the first two games against UCLA and McNeese, LSU was penalized six times against Central Michigan. In SEC games, it was penalized five times against Mississippi State and six times against Auburn.

No Turnover, Turnover Wednesday Paying Off

LSU's emphasis on taking care of the ball and creating turnovers for the defense is paying off in 2021. Through five games, LSU has only committed four turnovers (four interceptions). LSU hasn't lost a fumble this year and dating back to last season, the Tigers have gone seven games without losing a fumble. LSU last lost a fumble against Alabama in week 8 in 2020. Overall, LSU is +2 in the turnover margin in 2021 - gaining 6 (3 fumbles, 3 interceptions), while losing only 4 (4 interceptions). LSU is the only team in the SEC yet to lose a fumble this year and the Tigers are one of only 10 nationally in that category.

Palmer Adds Another 50+ Yard Scoring Play To His List

WR Trey Palmer added another 50+ yard scoring play to his list against Mississippi State when he scored on a 58-yard pass from Max Johnson in the third quarter. In his career with the Tigers, Palmer has scored on 50+ yards three different ways: 54-yard punt return vs. Northwestern State (2019); 93-yard kickoff return vs. South Carolina (2020) and the 58-yard TD reception against Mississippi State. Palmer is one of only eight players in school history to return both a punt and kickoff for a touchdown.

LSU Goes With Unique 3-2-6 Defense Against State And It Pays Off

LSU went with a unique 3-2-6 defensive alignment against Mississippi State and the results were impressive as the Tigers held the Bulldogs to only three points over their first seven possessions of the game. With an attitude of keeping the ball in front and "don't take the cheese" mentality, Mississippi State's longest passing play of the day was only 29 yards. Mississippi State attempted 62 passes, completing 47 with its average yard per reception being 6.74 yards. A big contrast to a year ago when the Bulldogs threw for 623 yards and 5 TDs in the win over LSU in Tiger Stadium. Mississippi State leads the nation in attempts and completions as they are averaging 56 passes again, completing 42 a contest.

LSU's Non-Conference Tiger Stadium Winning Streak

LSU has won eight straight and 57 of its last 58 games against non-conference opponents in Tiger Stadium. LSU's last loss against a non-conference foe came in 2017 when Troy beat the Tigers, 24-21 on Sept. 30. Prior to that loss, LSU had won 49 straight non-conference games in Tiger Stadium, which ranks as the third-longest streak in college football history, trailing only Harvard (55 from 1890-1895) and Carlisle (54 from 1901-1915). Before the Troy loss in 2017, LSU's last defeat in Tiger Stadium to a non-conference team came in 2000 against UAB.

LSU vs. Non-Conference Foes Under Orgeron

LSU is 18-3vs. non-conference opponents under Coach Orgeron. The Tigers have won 13 of their last 14 non-SEC games under Orgeron with the only loss during that span coming to UCLA. With the Tigers playing an SEC-only schedule in 2020, it marked the first time in the modern era LSU did not play a non-conference team.

LSU Is 83-10 vs. Non-Conference Teams Dating Back to 2001

Dating back to the 2001 season when LSU captured its first outright SEC title since 1986, the Tigers have done quite well against non-conference opponents, going 82-10 against non-SEC foes during that span. Of the 83 wins, 21 have come against top-25 teams. Of the 10 losses, only four have come during the regular season (2002 at Virginia Tech, 2016 vs. Wisconsin at Lambeau Field, 2017 vs. Troy, and 2021 at UCLA). The other six losses came in bowl games (2003 Cotton Bowl vs. Texas; 2005 Capital One Bowl vs. Iowa; 2009 Capital One Bowl vs. Penn State; 2012 Chick-Fil-A Bowl vs. Clemson; 2014 Music City Bowl vs. Notre Dame, 2018 Citrus Bowl vs. Notre Dame).

Anthony Out for Season with Injury

Ed Orgeron announced that sixth-year senior DE Andre Anthony will be out for the remainder of the year after suffering an injury. Anthony started all three games at defensive end before going out in the first half against Central Michigan. A leader of the Tiger defense, Anthony had eight tackles, 4.0 tackles for loss, 3.5 sacks and returned a fumble 33 yards for a touchdown through the first three games of the season. In 35 career games (16 starts), Anthony recorded 55 tackles, 11.0 tackles for loss and 10.5 sacks. He graduated in August 2020 with his degree in sport administration.

Anthony's 33-Yard Fumble Return for TD is 19th in School History

Senior DE Andre Anthony returned a fumble forced by DB Derek Stingley Jr. 33 yards for a touchdown against Central Michigan. The fumble return for a touchdown was the 19th in school history and the first since Michael Divinity Jr. returned one against Texas A&M in 2018 for 58 yards. The fumble return was the fourth longest in school history, the longest in Tiger Stadium and the first at home since Danielle Hunter against Mississippi State in 2014.

York Sets and Resets Tiger Stadium Record for Long Field Goal

Pk Cade York continued to make history at LSU as the junior set - and then reset - the Tiger Stadium record for longest field goal against McNeese. York broke the previous Tiger Stadium record of 54 yards (held by Wade Richey vs. Kentucky, 1996) when he drilled a 55-yarder in the second quarter against McNeese. York then broke his own mark just over a quarter later when he connected on a 56-yarder to open the fourth quarter.

Second-Generation Signal Callers

Two of LSU's quarterbacks are the sons of former NFL QBs. Sophomore Max Johnson is the son of Brad Johnson, who led the Tampa Bay Buccaneers to the Super Bowl XXXVII title over the Oakland Raiders in January 2003. Brad Johnson played in the NFL from 1992-2008 with the Buccaneers, the Minnesota Vikings, the Washington Football Team and the Dallas Cowboys. LSU true freshman QB Garrett Nussmeier is the son of Doug Nussmeier, who played quarterback in the NFL from 1994-98 with the New Orleans Saints, Denver Broncos and Indianapolis Colts. Doug Nussmeier currently works as the quarterbacks coach for the Dallas Cowboys. LSU and Bowling Green are the only FBS teams with two quarterbacks on its roster who are the sons of former NFL starting quarterbacks. Bowling Green's roster features Matt McDonald (son of Paul McDonald) and Jayden George (son of Jeff George).

#NFLSU

Active NFL Rosters

Jamal Adams	S	SEA
Kwon Alexander	LB	NO
Odell Beckham Jr.	WR	CLE
Michael Brockers	DT	DET
Joe Burrow	QB	CIN
K'Lavon Chaisson	OLB	JAX
DJ Chark	WR	JAX
Saahdiq Charles	OT	WAS
Ja'Marr Chase	WR	CIN
La'el Collins	OT	DAL
Jabril Cox	LB	DAL
Lloyd Cushenberry	C	DEN
Grant Delpit	S	CLE
Clyde Edwards-Helaire	RB	KC
Blake Ferguson	LS	MIA
Reid Ferguson	LS	BUF
Leonard Fournette	RB	TAM
Kristian Fulton	CB	TEN
Russell Gage	WR	ATL
Davon Godchaux	DT	NE
Danielle Hunter	DE	MIN
Donte Jackson	CB	CAR
Justin Jefferson	WR	MIN
Deion Jones	LB	ATL
Arden Key	DE	SF
Jarvis Landry	WR	CLE
Rashard Lawrence	DT	ARI
Damien Lewis	OG	SEA
Terrace Marshall Jr.	WR	CAR
Tyrann Mathieu	DB	KC
Racey McMath	WR	TEN
Jalen Mills	FS	NE
Kevin Minter	LB	TAM
Foster Moreau	TE	LV
Patrick Peterson	CB/RS	MIN
Ethan Pocic	C	SEA
Patrick Queen	LB	BAL
Duke Riley	LB	PHI
Tyler Shelvin	DT	CIN
Trai Turner	OG	PIT
Kary Vincent Jr.	DB	DEN
Devin White	LB	TAM
Tre'Davious White	CB	BUF
Andrew Whitworth	OT	LAR
Darrel Williams	RB	KC
Greedy Williams	CB	CLE
Al Woods	DT	SEA

Injured Reserve

Will Clapp	C	NO
Jacob Phillips	LB	CLE

Practice Squad

Tashawn Bower	DE	NE
Tory Carter	FB	TEN
Breiden Fehoko	DT	LAC
Cyril Grayson	WR	TAM
Frank Herron	DL	CAR
Thaddeus Moss	TE	CIN
Badara Traore	OT	JAX
JaCoby Stevens	S	PHI
Stephen Sullivan	TE	CAR

Forty-Seven Tigers Make Active Rosters to Start

Forty-seven former LSU Tigers, the third-most of any school in the nation, appeared on active NFL rosters to start the season. In all, 58 former Tigers earned a spot in the NFL as LSU had two players on injured reserve and another nine on practice squads. The 58 former LSU players are the most on NFL rosters in one season in program history. All seven of LSU's 2021 draft picks made an NFL roster as well as free agent fullback Tory Carter, who earned a roster spot with the Tennessee Titans. LSU players occupy roster spots on 26 of the 32 NFL franchises with the Cleveland Browns being the current home of the most former Tigers with five – Odell Beckham Jr., Grant Delpit, Jarvis Landry, Jacoby Phillips and Greedy Williams. There are four LSU players in Seattle, Cincinnati, and Tampa Bay. The only franchises currently without an LSU Tiger on its roster include Houston, Green Bay, New York Giants, New York Jets, Chicago Bears and the Indianapolis Colts. Of the 58 former LSU players in the NFL, 40 played for Ed Orgeron.

Stingley to Wear No. 7

LSU's two-time All-America cornerback Derek Stingley Jr. will wear No. 7 for the Tigers in 2021. A relatively new tradition at LSU, the No. 7 jersey has become associated with a player who is a dynamic play maker while also displaying all of the qualities necessary to build championship teams around. Some past wearers of the No. 7 jersey for LSU include cornerback Patrick Peterson, defensive back Tyrann Mathieu, running back Leonard Fournette and wide receiver DJ Chark.

Tigers Present No. 18 Jerseys for 2021

Senior kickoff specialist Avery Atkins joined senior linebacker Damone Clark in wearing the coveted No. 18 in 2021. Atkins was presented with the number by Ed Orgeron on Wednesday, Sept. 1 in Houston during the team meeting. Atkins, who owns every LSU kickoff record, joined the Tigers in 2018 as a walk on and was eventually awarded a scholarship. Clark, a native of Baton Rouge and a product of Southern Lab, has played in 38 games with eight starts during his career.

Atkins and Clark are a part of an elite group of No. 18s at LSU, a tradition that was born in 2003 when quarterback Matt Mauck led the Tigers to their first national title in football since 1958. Mauck's No. 18 became synonymous with success – both on and off the field – as well as a selfless attitude that has become the epitome of being an LSU football player.

Here is a look at the players to wear No. 18:

Years	Player	Position
2003	Matt Mauck	QB
2004-07	Jacob Hester	RB
2008-09	Richard Dickson	TE
2010	Richard Murphy	RB
2011	Brandon Taylor	S
2012	Bennie Logan	DT
2013	Lamin Barrow	LB
2014	Terrence Magee	RB
2015-16	Tre'Davious White	CB
2017	Christian LaCouture	DL
2017	John David Moore	FB/TE
2018	Foster Moreau	TE
2019	Lloyd Cushenberry III	C
2019	K'Lavon Chaisson	LB
2020	Chris Curry	RB
2020-21	Damone Clark	LB
2021	Avery Atkins	PK

LSU's list of college graduates

Twelve Tigers will take the field in 2021 as college graduates. Eleven players graduated from LSU between August 2020-21. Cornerback Darren Evans transferred to LSU in the fall of 2020 after graduating from Nicholls with his degree in interdisciplinary studies.

Name	Graduation Date	Major
Neil Farrell Jr.	August 2021	Interdisciplinary Studies
Todd Harris Jr.	August 2021	Sport Administration
Cam Lewis	August 2021	Sport Administration
Glen Logan	August 2021	Interdisciplinary Studies
Avery Atkins	May 2021	Kinesiology
Myles Brennan	May 2021	Sport Administration
Ed Ingram	May 2021	Sport Administration
Jared Small	May 2021	Sport Administration
Austin Deculus	December 2020	Sport Administration
Aaron Moffitt	December 2020	Sport Administration
Andre Anthony	August 2020	Sport Administration
Darren Evans	May 2020	Interdisciplinary Studies (Nicholls)

Three Tigers Part of 2016 Signing Class

Andre Anthony, Cam Lewis and Glen Logan will take the field in 2021 as LSU graduates and sixth-year seniors. The trio were a part of the signing class that included NFL draft picks Lloyd Cushenberry III, Kristian Fulton, Rashard Lawrence, Stephen Sullivan, Devin White and Greedy Williams. All on the defensive side, the group has played alongside other NFL draft picks like Jamal Adams, Kendall Beckwith, K'Lavon Chaisson, Jabril Cox, Grant Delpit, Davon Godchaux, Donte Jackson, Arden Key, Jacob Phillips, Patrick Queen and Tre'Davious White. In five years the group has been a part of 47 wins, four bowl wins, and the 2019 SEC Championship and National Championship team.

FUTURE FOOTBALL SCHEDULE

2022

Sept. 4	vs. Florida St. (New Orleans)
Sept. 10	SOUTHERN
Sept. 17	MISSISSIPPI STATE
Sept. 24	NEW MEXICO
Oct. 1	at Auburn
Oct. 8	TENNESSEE
Oct. 15	at Florida
Oct. 22	OLE MISS
Nov. 5	ALABAMA
Nov. 12	at Arkansas
Nov. 19	UAB
NOV. 26	at Texas A&M

2023

Sept. 3	vs. Florida St. (Orlando)
Sept. 9	GRAMBLING
Oct. 21	ARMY
Nov. 18	GEORGIA ST.

2024

TBA	vs. USC (Las Vegas)
Sept. 7	RICE
Sept. 21	UCLA
Sept. 28	SOUTH ALABAMA

2025

Aug. 30	at Clemson
Nov. 22	WESTERN KENTUCKY

2026

Sept. 5	CLEMSON
---------	---------

2027

Sept. 18	at Oklahoma
----------	-------------

2028

Sept. 9	OKLAHOMA
---------	----------

2029

Sept. 8	ARIZONA STATE
---------	---------------

2030

Sept. 7	at Arizona State
---------	------------------

2031

Sept. 6	at Utah
---------	---------

2032

Sept. 11	UTAH
----------	------

Home games in ALL CAPS

Six New Coaches Make Up Staff

LSU heads into 2021 with more than half of the staff being new to the program. Daronte Jones and Jake Peetz were named the defensive and offensive coordinators by head coach Ed Orgeron. Blake Baker (linebackers) and Andre Carter (defensive line) were added to the defensive side of the ball. DJ Mangas was appointed as the program's passing game coordinator. Mangas previously served as an analyst alongside Joe Brady on the historic 2019 team. Brad Davis was also appointed as the offensive line coach in June.

LSU Adds Three Transfers During Offseason

The Tigers added a trio of transfers during the offseason as linebacker Mike Jones Jr. (Clemson), safety Major Burns (Georgia) and defensive back Pig Cage (Nicholls) all joined the team. The trio of transfers joins starting center Liam Shanahan (Harvard) and cornerback Darren Evans (Nicholls) as LSU's five active transfers. All five have played with Shanahan owning 11 career starts and Burns starting at safety in the opener.

Return Specialist Trey Palmer In Unique Company

Junior wide receiver Trey Palmer, who also doubles as a return specialist for the Tigers, added his name to an elite list when he returned a kickoff 93 yards for a touchdown last year against South Carolina. Palmer is one of only eight players in LSU history to return both a punt and kickoff for a touchdown in their career. As a freshman, Palmer returned a punt 54 yards for a TD against Northwestern State. Palmer joins a list that includes: 1959 Heisman Trophy winner Billy Cannon, Kevin Faulk, Eddie Kennison, Trindon Holliday, Kenny Konz, Sammy Grezaffi, and Pinky Rohm. A year ago, Palmer became the first LSU player since Eric Martin in 1981 vs. Kentucky to return a kickoff for a touchdown in Tiger Stadium.

LSU Is 85-0 When Rushing For 100 Yards and Holding Opponents To Less Than 100 Yards

In the 212 games since 2005, LSU's success is easy to predict. Get to 100 yards rushing and LSU will more than likely win, as the Tigers are 154-22 when that happens. Hold the opponent to fewer than 100 yards and the Tigers are 8-27. An even more telling stat is that when LSU rushes for 100-plus yards and holds the opponents to fewer than 100 yards, the Tigers are 85-0.

The following is a look at LSU's rushing numbers and have the Tigers have fared in those games:

Year	LSU 100+	LSU 100-	Opp 100+	Opp 100-	LSU 100+/Opp 100-
2005	10-0	1-2	3-1	8-1	7-0
2006	10-0	1-2	5-0	6-2	6-0
2007	11-2	1-0	3-2	9-0	8-0
2008	8-3	0-2	2-5	6-0	6-0
2009	8-0	1-4	7-4	2-0	2-0
2010	11-2	0-0	7-1	5-0	5-0
2011	13-0	0-1	4-1	9-0	9-0
2012	9-1	1-2	4-2	6-1	6-0
2013	10-1	0-2	6-3	4-0	4-0
2014	8-3	0-2	4-4	4-1	4-0
2015	9-1	0-2	3-3	6-0	6-0
2016	8-3	0-1	3-4	5-0	5-0
2017	9-4	0-0	4-4	5-0	5-0
2018	10-2	0-1	5-3	5-0	5-0
2019	14-0	1-0	9-0	6-0	6-0
2020	5-0	0-5	4-4	0-1	0-0
2021	1-0	2-2	1-2	2-0	1-0
Totals	154-22	8-27	74-42	88-6	85-0

LSU Among Nation's Top Teams Since 2000

With 208 wins over the last 21 seasons, LSU owns the fifth-most wins in the nation since 2000. The Fighting Tigers own a record of 208-65 over that span and are one of seven teams with more than 200 wins.

1.	Oklahoma	231-51
2.	Ohio State	230-43
3.	Boise State	226-47
4.	Alabama	220-63
5.	Georgia	211-68
6.	LSU	208-66
7.	Clemson	208-73
8.	USC	196-73
9.	Oregon	194-74
10.	Wisconsin	192-83

Day Game or Night Game Makes No Difference for LSU

LSU's tradition of night games in Tiger Stadium is like none other in college football. But, LSU's recent success in day games in Tiger Stadium has made playing afternoon games in Death Valley more appealing. LSU has won 19 of its last 21 day games in Tiger Stadium, a stretch that goes back to a 16-14 victory over Tennessee on Oct. 2, 2010. Of LSU's 19 wins during this current stretch, 10 have come against Top 25 teams and 18 were over SEC opponents. Since 2000, LSU is 124-22 overall at home, which includes a 95-15 mark at night in Tiger Stadium and a 30-8 record during the day. From 1960-99, LSU posted a 12-19-3 mark in day games in Tiger Stadium. The following is a breakdown of LSU's night record, day record and overall record in Tiger Stadium since 1960:

Decade	Record at Night	Record during the day	Overall Tiger Stadium Record
1960-69	44-9-2	4-2-1	53-7-1
1970-79	51-12-1	1-2	52-14-1
1980-89	38-16-1	3-5-2	41-21-3
1990-99	31-19	4-10	35-29
2000-09	49-5	11-6	60-11
2010-19	43-7	18-1	60-9
2020-21	2-2	1-1	3-3
Totals	264-66-2	42-27-3	306-93-5

Brennan Out with Left Arm Injury

Prior to the start of fall camp on Aug. 2 head coach Ed Orgeron announced that LSU quarterback Myles Brennan suffered a left arm injury that required surgery. Brennan, who started LSU's first three games last year before being injured, could return at some point in 2021. For his career, Brennan has completed 121-of-201 passes for 1,712 yards, 13 touchdowns and six interceptions.

Seven Named to Preseason All-SEC Teams

CB Derek Stingley Jr., PK Cade York, WR Kayshon Boutte, DL Ali Gaye, OL Ed Ingram, CB Eli Ricks and OL Austin Deculus were named to the media and coaches All-SEC preseason teams over the summer. Stingley Jr. appeared on every defensive and top player award watch lists.

Faulk, James Named to College Football HOF Ballot

Kevin Faulk and Bradie James, two of the most decorated players in LSU football history, are among 78 players and seven coaches from the Football Bowl Subdivision included on the 2022 College Football Hall of Fame ballot. One of the all-time LSU greats and a member of the Louisiana Sports, LSU Athletic and New England Patriots Halls of Fame, Faulk helped lead the Tigers to three bowl appearances from 1995-97. He earned first team Associated Press All-America honors as an all-purpose back in 1996. James, who graduated from LSU in 2003 with a degree in sociology, was a first team All-America selection as a senior in 2002. A two-time All-SEC linebacker in 2001 and 2002, James holds LSU's single-season record for tackles in a season with 154.

Faulk and James are looking to join an elite list of LSU Tigers in the College Football Hall of Fame. Former Tigers in the College Football Hall of Fame include: Gus Tinsley, Ken Kavanaugh Sr., Abe Mickal, Doc Fenton, Tommy Casanova, Billy Cannon, Jerry Stovall, Charles Alexander, Bert Jones, and Glenn Dorsey. Former LSU coaches in the College Football Hall of Fame are Dana Bible, Mike Donahue, Biff Jones, Bernie Moore and Charles McClendon.

Faneca Enshrined into Pro Football HOF

Former LSU All-America offensive lineman Alan Faneca was formally enshrined into the Pro Football Hall of Fame in August. Faneca was one of eight inductees in the Class of 2021, which also included Louisiana native Peyton Manning, Tom Flores, Calvin Johnson, John Lynch, Bill Nunn, Drew Pearson and Charles Woodson. Faneca became the sixth former LSU player elected to the Pro Football Hall of Fame joining Kevin Mawae, Johnny Robinson, Jimmy Taylor, Y.A. Tittle, and Steve Van Buren.

Faneca, who started as an offensive lineman for the Tigers in the 1990s, played 13 years in the NFL, 10 with the Steelers (1998-2007), two with the New York jets (2008-09) and one with the Arizona Cardinals (2010). At LSU, Faneca was a three-year starter for the Tigers from 1995-97, earning first team All-SEC honors twice as well as winning the Jacobs Blocking Trophy in 1997, which given to the top lineman in the SEC. Faneca was one of three finalists for the Outland Trophy in 1997 and was a consensus All-America that year.

LSU TIGERS DEPTH CHART

OFFENSE

WR	1	Kayshon Boutte	6-0	190	So.-1L
	16	Devonta Lee	6-2	215	Jr.-2L
-OR-	11	Brian Thomas Jr.	6-5	198	Fr.-HS
WR	33	Trey Palmer	6-1	187	Jr.-2L
	2	Koy Moore	6-0	190	So.-1L
-OR-	13	Jontre Kirklin	5-11	186	Sr.-4L
LT	61	Cameron Wire	6-6	307	Jr.-1L
-OR-	71	Xavier Hill	6-4	306	Fr.-RS
-OR-	72	Garrett Dellinger	6-5	303	Fr.-HS
LG	70	Ed Ingram	6-4	320	Sr.-3L
	77	Marlon Martinez	6-5	316	So.-1L
C	56	Liam Shanahan	6-5	300	Sr.-1L
	69	Charles Turner	6-6	284	So.-1L
	71	Xavier Hill	6-4	306	Fr.-RS
RG	57	Chasen Hines	6-3	350	Sr.-3L
	75	Anthony Bradford	6-5	365	So.-1L
	58	Kardell Thomas	6-4	339	So.-SQ
RT	76	Austin Deculus	6-7	325	GR.-4L
	69	Charles Turner	6-6	284	So.-1L
-OR-	74	Marcus Dumervil	6-6	289	Fr.-RS
TE	87	Kole Taylor	6-7	247	So.-1L
	80	Jack Bech	6-2	207	Fr.-HS
-OR-	82	Jack Mashburn	6-3	224	So.-1L
RB	3	Tyrion Davis Price	6-1	223	Jr.-2L
-OR-	4	John Emery Jr.	6-0	215	Jr.-2L
-OR-	21	Corey Kiner	5-10	213	Fr.-HS
-OR-	22	Armoni Goodwin	5-9	185	Fr.-HS
	27	Josh Williams	5-9	194	So.-1L
QB	14	Max Johnson	6-5	218	So.-1L
	5	Garrett Nussmeier	6-1	190	Fr.-HS
WR	10	Jaray Jenkins	6-3	198	Jr.-2L
	17	Chris Hilton	6-0	178	Fr.-HS
-OR-	8	Malik Nabers	6-1	188	Fr.-HS
-OR-	6	Deion Smith	6-3	198	Fr.-HS

DEFENSE

DE	11	Ali Gaye	6-6	250	Sr.-1L
	0	Maason Smith	6-6	292	Fr.-HS
	53	Soni Fonua	6-4	258	Sr.-2L
-OR-	35	Savion Jones	6-6	242	Fr.-HS
-OR-	39	Phillip Webb	6-4	241	Fr.-RS
DT	94	Joseph Evans	6-1	306	So.-2L
	90	Jacobian Guillory	6-2	326	Fr.-RS
-OR-	0	Maason Smith	6-6	292	Fr.-HS
DT	92	Neil Farrell	6-4	325	GR.-4L
	99	Jaquelin Roy	6-4	297	So.-1L
DE	8	BJ Ojulari	6-3	244	So.-1L
	0	Maason Smith	6-6	292	Fr.-HS
	35	Savion Jones	6-6	242	Fr.-HS
-OR-	39	Phillip Webb	6-4	241	Fr.-RS
LB	18	Damone Clark	6-3	240	Sr.-3L
	19	Mike Jones Jr.	6-2	234	So.-Tr.
LB	23	Micah Baskerville	6-2	223	Sr.-3L
	22	Navonteque Strong	6-2	230	SO.-JC
NICK	25	Cordale Flott	6-2	170	Jr.-2L
	31	Cameron Lewis	6-1	195	Gr.-2L
-OR-	38	Pig Cage	5-11	198	Fr.-TR
CB	7	Derek Stingley Jr.	6-1	195	Jr.-2L
	2	Dwight McGlothern	6-2	186	So.-1L
	24	Darren Evans	6-3	174	Sr.-1L
FS	5	Jay Ward	6-1	180	Jr.-2L
	21	Jordan Toles	6-2	203	So.-1L
	6	Derrick Davis Jr.	6-0	198	Fr.-HS
SS	28	Major Burns	6-3	178	Fr.-TR
	4	Todd Harris Jr.	5-11	195	GR.-3L
CB	1	Eli Ricks	6-2	195	So.-1L
	2	Dwight McGlothern	6-2	186	So.-1L
	29	Raydarious Jones	6-2	171	So.-1L

SPECIAL TEAMS

PK	36	Cade York	6-2	206	Jr.-2L
	43	Preston Stafford	6-0	171	Jr.-SQ
KO	18	Avery Atkins	6-0	218	Sr.-3L
	36	Cade York	6-2	206	Jr.-2L
P	18	Avery Atkins	6-0	218	Sr.-3L
-OR-	38	Peyton Todd	6-4	228	Fr.-HS

LS	48	Quentin Skinner	6-0	241	So.-1L
	47	Max Peterson	5-11	213	Fr.-RS
HOLD	18	Avery Atkins	6-0	218	Sr.-3L
KOR	33	Trey Palmer	6-1	187	Jr.-2L
	1	Kayshon Boutte	6-0	190	So.-1L
PR	33	Trey Palmer	6-1	187	Jr.-2L
-OR-	2	Koy Moore	6-0	190	So.-1L

BOLD Indicates Returning Starter

ASSISTANT COACHES



Blake Baker

Linebackers

YEAR AT LSU: First
BIRTHDATE: July 10, 1982 in Houston, Texas
WIFE: Roslyn
CHILDREN: Anderson, Byron, Brady
HIGH SCHOOL: Clear Lake High School
COLLEGE: Tulane, 2008



Andre Carter

Defensive Line

YEAR AT LSU: First
BIRTHDATE: May 12, 1979 in Capital Heights, Md.
WIFE: Bethany
CHILDREN: Aysha, Quincy
HIGH SCHOOL: Oak Grove (San Jose, Calif.)
COLLEGE: California, 2016



Brad Davis

Offensive Line

YEAR AT LSU: First
BIRTHDATE: February 17, 1980, in Baton Rouge, La.
WIFE: Anecia
CHILDREN: Bradley, Brayden
HIGH SCHOOL: Belaire High School
COLLEGE: Oklahoma, 2003



Kevin Faulk

Running Backs

YEAR AT LSU: Fourth (Second as Running Backs)
BIRTHDATE: June 5, 1976 in Lafayette, La.
WIFE: LaTisha
CHILDREN: Tanasha, Kevin III, Kevione
HIGH SCHOOL: Carencro HS
COLLEGE: LSU, 1999



Daronte Jones

Defensive Coordinator

YEAR AT LSU: First
BIRTHDATE: November 11, 1978 in Capital Heights, Md.
FIANCEE: Jean Kuei
HIGH SCHOOL: Bishop McNamara (Maryland)
COLLEGE: Morgan State, 2001



Mickey Joseph

Wide Receivers/Assistant Head Coach

YEAR AT LSU: Fourth
BIRTHDATE: March 5, 1968, in New Orleans, La.
WIFE: Priscilla
CHILDREN: Jacob, Zachary, Makiyah, Maya, Malania
HIGH SCHOOL: Archbishop Shaw HS
COLLEGE: Nebraska, 1993



DJ Mangas

Passing Game Coordinator

YEAR AT LSU: Second (1st as Passing Game Coordinator)
BIRTHDATE: February 22, 1989 in Chantilly, Virginia
HIGH SCHOOL: Paul IV High School
COLLEGE: William & Mary, 2012



Greg McMahon

Special Teams

YEAR AT LSU: Fourth
BIRTHDATE: January 2, 1960, in Rantoul, Ill.
WIFE: Linda
CHILDREN: Drew, Lisa, Sam
HIGH SCHOOL: Rantoul Township High School
COLLEGE: Eastern Illinois, 1982



Jake Peetz

Offensive Coordinator

YEAR AT LSU: First
BIRTHDATE: April 5, 1983 in O'Neill, Nebraska
WIFE: Maggie
CHILDREN: Gianna, Julia, John Robert, Emma, William, George
HIGH SCHOOL: St. Mary's High School
COLLEGE: Nebraska, 2005



Corey Raymond

Cornerbacks/Recruiting Coordinator

YEAR AT LSU: Tenth
BIRTHDATE: Sept. 28, 1969, in New Iberia, La.
CHILDREN: Cody, Ariel, Christopher and Madison
HIGH SCHOOL: New Iberia HS
COLLEGE: LSU, 1993



3

Andre Anthony

Defensive End
6-4 • 251 • Sr. • 3L
New Orleans, La.
Edna Karr High School

- 2017 SEC Academic Honor Roll
- 2020 LSU Graduate (Sports Administration)

Team leader ... Starting defensive end for the Tigers who enters his sixth year at LSU ... Originally signed with the Tigers in 2016 ... Redshirted as a true freshman and has since developed into a top defensive end ... Has played linebacker during his career, but has found a home at defense end, specializing as an edge rusher for the Tigers ... Has played in 35 games during his career, starting 16 times ... 53 career tackles and 10.5 sacks ... Graduated in August of 2020 with a degree in sports administration.

GRADUATE SEASON (2021)

Scored his first LSU career touchdown with a first-quarter, 33-yard fumble return on September 18 vs. Central Michigan ... Collected five total tackles and a career-best 2.5 sacks (-20 yards) in Sept. 11 win over McNeese ... Recorded a sack (-9 yards) and a 1.5 tackles for loss (-10 yards) in Sept. 4 season opener at UCLA.

ANDRE ANTHONY'S CAREER HIGHS

Tackles: 6 at Vanderbilt, 2020
Tackles for loss: 2.5 vs. McNeese, 2021
Sacks: 2.5 vs. McNeese, 2021
Quarterback Hurries: 2 at Florida, 2020
Fumble recoveries: 1 2x - vs. Southeastern Louisiana; vs. Central Michigan, 2021

ANDRE ANTHONY'S CAREER STATISTICS

YEAR	G-GS	UT	AT	TT	TFL	Sacks	PBU	QBH	INT	FF	FR
2017	0-0	0	0	0	0	0	0	0	0	0	0
2018	13-3	5	9	14	0.5-4	0.5-4	0	2	0	0	1
2019	9-2	4	5	9	1.0-2	1.0-2	1	0	0	0	0
2020	10-8	13	11	24	5.5-26	5.5-26	1	4	0	0	0
2021	3-3	3	5	8	4.0-30	3.5-29	0	0	0	0	1
Total	35-16	25	30	55	11.0-62	10.5-61	2	6	0	0	2



18

Avery Atkins

Placekicker/Kickoff Specialist/Punter
6-0 • 218 • Sr. • 3L
Auburn, Ala.
Auburn High School

- 2021 LSU Graduate (Kinesiology)
- 2020 SEC Academic Honor Roll
- 2019 SEC Academic Honor Roll
- 2018 SEC Academic Honor Roll

Extremely talented kicker that has been nearly automatic when it comes to kicking the ball through the endzone on kickoffs ... Has tremendous leg strength with outstanding technique and pinpoint accuracy ... Serves as LSU's kickoff specialist for the fourth straight year in 2021 ... Wears No. 18 after being awarded the jersey prior to the start of the 2021 season ... The No. 18 is worn by the LSU player that best represents the values of the program on and off the field ... Has had a big impact on LSU's success as 84 percent (252-of-300) of his kickoffs have gone for touchbacks ... Has played in 43 games with 300 kickoffs ... Of his 300 kickoffs, only two have gone out of bounds ... Set LSU single-season records for kickoffs (131) and touchbacks (131) in 2019 ... LSU career record holder for kickoffs (300), kickoff yards (18,933) and touchbacks (252) ... Three-time member of the SEC Academic Honor Roll ... Graduated in May of 2021 with degree in kinesiology.

SENIOR SEASON (2021)

Punted four times for a 40.8 yard average (long 45) with three kicks inside the 20 in Oct. 2 game vs. Auburn; also kicked off six times with five touchbacks ... Recorded five touchbacks in five kickoffs vs. Miss. State on Sept. 25; also punted five times for a 39.4 yard average, with two kicks inside the 20 and a long of 52 yards ... Kicked off seven times in Sept. 18 game vs. Central Michigan, all for touchbacks; also punted four times vs. CMU for a 45.2 yard average with a long of 55 ... Punted seven times for a 39.1 yard average (long of 47) vs. McNeese on Sept. 11, with three kicks inside the 20-yard line; also kicked off seven times with five touchbacks ... Made his LSU debut as a punter on Sept. 4 at UCLA, punting six times for a 40-yard average, including a long punt of 47 yards and four boots downed inside the 20-yard line ... also kicked off five times at UCLA with three touchbacks.

AVERY ATKINS' CAREER HIGHS

Kickoffs: 11, 4x (Last: vs. Ole Miss, 2020)
Kickoff Yards: 715 at Vanderbilt, 2019
Touchbacks: 11 at Vanderbilt, 2019

AVERY ATKINS' CAREER KICKOFF STATISTICS

Year	G	No.	Yds.	Avg.	TB	OB
2018	13	79	5,014	63.5	71	0
2019	15	131	8,218	62.7	110	1
2020	10	60	3,759	62.7	46	1
2021	5	30	1,942	64.7	25	0
Total	43	300	18,933	63.1	252	2



23

Micah Baskerville

Linebacker
6-2 • 223 • Sr. • 3L
Shreveport, La.
Evangel Christian Academy

Veteran on the defensive side of the ball who has been a key contributor at linebacker during his career ... Will be counted on for leadership and increased production as a senior ... Among a group of linebackers that will be part of the starting rotation ... Good instincts and can make plays from sideline to sideline ... Has played in 33 games with 13 starts in four years with the Tigers ... Also contributes on special teams ... For career has 115 tackles to go along with 13.5 tackles for loss and a sack.

SENIOR SEASON (2021)

Recorded two assisted tackles in Oct. 2 game vs. Auburn ... LSU's second-leading tackler in Sept. 25 win at Miss. State with 11 total stops and 0.5 tackle for loss (-1 yard); also had one pass break-up ... Recorded six tackles, including 1.5 tackles for loss (-3 yards) in Sept. 18 game vs. Central Michigan ... Collected three tackles and one pass break-up in Sept. 11 win over McNeese ... Recorded five tackles (four solo, one assist) in Sept. 4 opener at UCLA, including 2.5 tackles for loss (-3 yards).

MICAH BASKERVILLE'S CAREER HIGHS

Tackles: 12 at Texas A&M, 2020
Tackles for loss: 2.5 (at UCLA, 2021)
Sacks: 1.0 vs. Utah State, 2019

MICAH BASKERVILLE'S CAREER STATISTICS

YEAR	G-GS	UT	AT	TT	TFL	Sacks	PBU	QBH	INT	FF	FR
2018	8-1	7	11	18	0.5-1	0-0	0	0	0	0	0
2019	12-0	10	5	15	4.0-10	1.0-1	1	0	0	0	0
2020	8-7	30	25	55	4.5-8	0-0	0	2	0	1	0
2021	5-5	12	15	27	4.5-7	0-0	2	0	0	0	0
Total	33-13	59	56	115	13.5-26	1.0-1	3	2	0	1	0



80

Jack Bech

Wide Receiver
6-2 • 207 • Fr. • HS
Lafayette, La.
St. Thomas More High School

Very talented Louisiana product that was considered one of the top prospects in the state as a senior in 2021 ... Excellent ball skills with sure hands, precise route running and the ability to get open ... Will likely be among LSU's receiving rotation ... Can play either tight end or wide receiver, but is a player that will stretch the field no matter where he lines up.

TRUE FRESHMAN SEASON (2021)

Caught seven passes for 84 yards - including a 40-yard reception - in Oct. 2 game vs. Auburn ... Two catches for 13 yards in Sept. 25 win at Miss. State ... Recorded five receptions for 81 yards and a touchdown on Sept. 18 vs. Central Michigan; the touchdown, a 20-yard catch from QB Max Johnson in the first quarter, marked his first career collegiate score ... LSU's leading receiver in Sept. 11 win over McNeese with four catches for 57 yards, including a long of 24 yards ... Made collegiate debut at UCLA on Sept. 4, recording one catch for 17 yards in a starting role.

JACK BECH'S CAREER HIGHS

Receptions: 7 vs. Auburn 2021
Receiving Yards: 84 vs. Auburn, 2021
Receiving TDs: 1 vs. Central Michigan, 2021
Longest Reception: 40 yards vs. Auburn, 2021

JACK BECH'S CAREER RECEIVING STATISTICS

YEAR	G-GS	REC.	YDS.	TD	LONG
2021	5-4	19	252	1	40



1

Kayshon Boutte

Wide Receiver
6-0 • 185 • So. • 1L
New Iberia, La.
Westgate High School

- 2020 Freshman All-America (Football Writers Association of America)
- 2020 Freshman All-SEC

Emerged as LSU's go-to wide receiver late in 2020 when Terrace Marshall opted out of the season in November ... Set the SEC record for receiving yards in a game in the season-finale against Ole Miss with 308 yards and 3 TDs on 14 receptions in what was one of the most impressive performances in Tiger Stadium history ... Capped true freshman season with three straight 100-yard plus receiving games ... An all-around outstanding receiver who has the ability to score any time he touches the football ... Tremendous hands, speed and route running ability ... Can turn on a dime and is elusive, making him difficult to tackle.

SOPHOMORE SEASON (2021)

Currently No. 2 in the SEC in receiving yards this season with 436; tied with Missouri's Tyler Badie as the SEC scoring leader (54 points on 9 TDs) ... Logged six receptions for 127 yards, including a 31-yard TD, in Oct. 2 game vs. Auburn ... Caught four passes for 85 yards and two touchdowns in Sept. 25 win over Miss. State, including a career-long 64-yard TD reception on the second play of the third quarter ... Recorded six catches for 44 yards and a touchdown in Sept. 18 game vs. Central Michigan ... Five receptions for 31 yards and two TDs in Sept. 11 win over McNeese ... Recorded nine catches for 148 yards and three TDs in Sept. 4 season opener at UCLA ... became first player in LSU history to catch at least three TD passes in two straight games; he also had three scoring receptions vs. Ole Miss in the final game of the 2020 season.

KAYSHON BOUTTE'S CAREER HIGHS

Receptions: 14 vs. Ole Miss, 2020
Receiving Yards: 308 vs. Ole Miss, 2020
Receiving TDs: 3 vs. Ole Miss, 2020; at UCLA, 2021
Longest Reception: 64 (TD) at Mississippi State, 2021

KAYSHON BOUTTE'S CAREER RECEIVING STATISTICS

YEAR	G-GS	REC.	YDS.	TD	LONG
2020	10-5	45	735	5	47 (TD)
2021	5-5	30	436	9	64 (TD)
TOTAL	15-10	75	1,171	14	64 (TD)



75

Anthony Bradford

Offensive Guard/Tackle
6-5 • 365 • So. • 1L
Muskegon, Mich.
Muskegon High School

Talented offensive lineman who possesses good feet and superior strength ... As talented an offensive lineman as there is on the LSU roster ... Fit the bill as a player that can be a dominate SEC offensive lineman with a 6-foot-5, 365-pound frame ... Played in seven games as a redshirt freshman in 2020 after seeing action in three games as a true freshman ... Majoring in interdisciplinary studies

SOPHOMORE SEASON (2021)

Started the Auburn game on Oct. 2 at left tackle ... Made first LSU career start at offensive guard on Sept. 4 at UCLA.



28

Major Burns

Defensive Back
6-3 • 178 • Fr. • Trf.
Baton Rouge, La.
Madison Prep/University of Georgia

Baton Rouge native who transferred to LSU during the spring after spending one season at Georgia ... Gifted defensive back that will push for playing time ... Ball hawk at the safety position ... Played in six games as a true freshman at Georgia in 2020, recording five tackles.

TRANSFER FRESHMAN SEASON (2021)

Posted two tackles and one pass break-up in Oct. 2 game vs. Auburn ... LSU's third-leading tackler in Sept. 25 win over Miss. State with nine total stops ... Recorded first career LSU interception vs. Central Michigan on Sept. 18, with a return of 18 yards; also recorded three solo stops in the CMU game ... Collected six

tackles (five solo) in Sept. 11 win over McNeese ... Made first career LSU start at safety on Sept. 4 at UCLA, recording five solo tackles against the Bruins.

MAJOR BURNS' CAREER HIGHS

Tackles: 9 at Mississippi State, 2021
Interceptions: 1 vs. Central Michigan, 2021

MAJOR BURNS' CAREER STATISTICS

YEAR	G-GS	UT	AT	TT	TFL	SACKS	PBU	QBH	INT	FF	FR
2021	5-5	16	9	25	0-0	0-0	1	0	1	0	0



38

Pig Cage

Defensive Back
5-11 • 198 • Fr. • Trf.
Kenner, La.
Archbishop Rummel/Nicholls

Transfer defensive back from Nicholls ... One of two Nicholls transfers on the LSU roster as he joins cornerback Darren Evans, who joined the Tigers for the 2020 season ... Will add depth to the secondary ... Played as a true freshman during the Southland Conference's spring season for the Colonels ... Had 30 tackles including 11.0 for losses as a freshman at Nicholls.

TRUE FRESHMAN (SPRING SEASON AT NICHOLLS 2021)

Played in all seven games as a true freshman ... Had 30 tackles including 11 for loss... Totaled 2.5 sacks and one forced fumble ... Broke up two passes and had one interception ... Recorded a season-high nine tackles against Southeastern Louisiana.



18

Damone Clark

Linebacker
6-3 • 240 • Sr. • 3L
Baton Rouge, La.
Southern Lab High School

Extremely talented player who enters his second year as a starting linebacker for the Tigers ... Learned from two first round draft picks during his first two seasons at LSU — Devin White in 2018 and Patrick Queen in 2019 ... Wears No. 18 for the second straight season after being awarded the jersey prior to the start of 2020 ... The No. 18 is worn by the LSU player that best represents the values of the program on and off the field ... Has all of the tools necessary to become a dominant defender in the SEC ... Can play either inside or outside ... Another Baton Rouge product that has impacted the LSU football program ... Hard-hitting linebacker that plays fast and can make tackles sideline to sideline ... Extremely athletic with good ball skills ... Played tight end as well as throwing the javelin in high school ... High school teammates with fellow LSU Tigers in running back Tyrion Davis-Price and offensive lineman Kardell Thomas ... Has seen action in 43 games at LSU with 13 starts ... Has 168 tackles, 11.0 tackles for loss and 4.5 sacks for his career.

SENIOR SEASON (2021)

The SEC leader in tackles this season with 55 total stops ... LSU's leading tackler with 13 stops in Oct. 2 game vs. Auburn; included 1.0 tackle for loss for -1 yard ... Posted a career-best 15 tackles in Sept. 25 win over Miss. State; also returned a fumble 35 yards to the Miss. State 35 to set up LSU's first TD of the game ... Recorded six total tackles (five solo), including 1.0 tackles for loss (-2 yards) in Sept. 18 game vs. Central Michigan ... Collected six tackles (four solo) in Sept. 11 win over McNeese; also had 1.0 tackle for loss (-1 yard) ... LSU's leading tackler in Sept. 4 season opener at UCLA, recording 14 total stops (10 solo, 4 assists) ... also credited with a pass broken up against the Bruins.

DAMONE CLARK'S CAREER HIGHS

Tackles: 15 at Miss. State, 2021
Tackles for Loss: 1.5, 2x (Last: vs. Mississippi State, 2020; First: at Vanderbilt, 2019)
Sacks: 1.5 at Vanderbilt, 2019

DAMONE CLARK'S CAREER STATISTICS

YEAR	G-GS	UT	AT	TT	TFL	SACKS	PBU	QBH	INT	FF	FR
2018	13-0	0	1	1	0-0	0-0	0	0	0	0	0
2019	15-3	17	33	50	4.0-33	3.5-32	0	0	0	0	0
2020	10-5	26	37	63	4.0-18	1.0-10	1	3	0	0	0
2021	5-5	36	19	55	3.0-4	0	1	0	0	0	1
Total	43-13	79	90	169	11.0-55	4.5-42	2	3	0	0	1



3

Tyrion Davis-Price

Running Back
6-1 • 223 • Jr. • 2L
Baton Rouge, La.
Southern Lab School

Hard-nosed running back who is LSU's leading returning rusher in 2021 ... Coming off a 446-yard, 3-TD season a year ago ... Durable and dependable ... Another Baton Rouge area product that has found a home at LSU ... Prepped across town at Southern Lab ... Downhill runner with excellent balance that has ability to navigate through traffic ... Powerful back that can also beat a defender to the edge ... Has played in 29 games during his career, starting nine times ... 882 career rushing yards to go with nine TDs.

JUNIOR SEASON (2021)

Carried five times for 18 yards in Oct. 2 game vs. Auburn; also caught one pass for nine yards ... Rushed 13 times for 51 yards, including a long of 18 yards, in Sept. 25 win over Miss. State ... Recorded eight carries for 37 yards (long of 21 yards) in Sept. 11 win over McNeese; also caught one pass for 21 yards vs. McNeese ... Rushed 13 times for 31 yards at UCLA on Sept. 4, with a long run of eight yards.

TYRION DAVIS-PRICE'S CAREER RUSHING HIGHS

Rush attempts: 22 vs. South Carolina, 2020
 Rushing yards: 135 vs. South Carolina, 2020
 Rushing TDs: 2 vs. Northwestern State, 2019
 Longest Rush: 35 vs. South Carolina, 2020

TYRION DAVIS-PRICE'S CAREER RECEIVING HIGHS

Receptions: 2, 5x (Last: at Texas A&M, 2020)
 Receiving yards: 24 vs. Northwestern State, 2019
 Touchdowns: 0
 Long reception: 21 vs. McNeese, 2021

TYRION DAVIS-PRICE'S CAREER RUSHING STATISTICS

YEAR	G-GS	ATT.	YARDS	TD	LONG
2019	14-0	64	295	6	33 (TD)
2020	10-4	104	446	3	35 (TD)
2021	5-5	45	141	0	18
TOTAL	29-9	213	882	9	35 (TD)



76

Austin Deculus

Offensive Tackle
6-6 • 331 • Sr. • 4L
Mamou, La.
Cy-Fair (Texas) High School

- 2020 SEC Academic Honor Roll
- 2020 LSU Graduate (Sports Administration)

The most experienced player on the LSU roster as he enters his fifth season with the Tigers and fourth as a starter at right tackle ... One of five returning starters on the offensive line for LSU in 2021, joining right guard Chasen Hines, center Liam Shanahan, left guard Ed Ingram and left tackle Cam Wire ... Has appeared in 53 games with 38 starts in his five years at LSU ... Entered 2021 looking to become first player in LSU football history to appear in 60 games in a career ... Starting right tackle in 38 of LSU's last 41 games, including all 10 contests in 2020 and 13 of 15 games during the 15-0 national championship season in 2019 ... Powerful run blocker who also excels in pass protection ... Has made improvement each year with 2021 set to be his best yet ... Team leader who has helped mentor LSU's young offensive linemen on and off the field ... Member of LSU's football leadership council ... Will play 2021 as a graduate having earned his undergraduate degree in sports administration in December of 2020 ... Last name is pronounced deck-you-lus ... Born in Mamou, La., but grew up in Cypress, Texas, where he graduated from high school.

GRADUATE SENIOR SEASON (2021)

Logged 52 snaps in SEC opener at Miss. State on Sept. 25 and posted the third-highest grade among the Tiger O-linemen ... Started and played 60 snaps vs. Central Michigan on Sept. 18, recording one knockdown block.



72

Garrett Dellinger

Offensive Line
6-5 • 303 • Fr. • HS
Clarkston, Mich.
Clarkston High School

Gifted offensive lineman that will likely see playing time in 2021 as a true freshman ... Has made tremendous strides since joining the Tigers in the spring of 2021 ... Graduated from high school early and enrolled at LSU in January ... Participated in spring practice ... Can play guard or tackle ... Has all of the tools necessary to become LSU's next dominant offensive lineman.

FRESHMAN SEASON (2021)

Made first career collegiate start at left tackle in Sept. 25 win at Mississippi State ... recorded two knockdown blocks in nine total snaps against McNeese on Sept. 11.



74

Marcus Dumervil

Offensive Line
6-5 • 310 • Fr. • RS
Lauderdale Lakes, Fla.
St. Thomas Aquinas High School

Another young and talented offensive lineman that will be counted on for snaps in 2021 ... Can play either tackle position ... Possesses good technique and footwork ... Strong upper body ... Redshirted as a true freshman in 2020 after appearing in one contest ... Nephew of former NFL standout Elvis Dumervil ... High school teammates with fellow LSU offensive lineman Marlon Martinez.

REDSHIRT FRESHMAN SEASON (2021)

Played nine total snaps vs. McNeese on Sept. 11, recording one knockdown block.



4

John Emery Jr.

Running Back
6-0 • 215 • Jr. • 2L
St. Rose, La.
Destrehan High School

Versatile running back who teams with Ty Davis-Price to give the Tigers a 1-2 punch at the position ... Developing into a great all-around back ... Is an every-down back that can catch the ball out of the backfield and protect the quarterback on passing downs ... Explosive player with breakaway speed ... Won't get caught from behind ... Has the toughness to run between the tackles as well ... Excels when hitting the edge ... Played in 19 games in his LSU career with 566 rushing yards and seven touchdowns.

JOHN EMERY JR.'S CAREER RUSHING HIGHS

Rushing attempts: 18 vs. South Carolina, 2020
 Rushing yards: 103 at Vanderbilt, 2020
 Rushing TDs: 1, 7x (Last: vs. Alabama)
 Long rush: 54 vs. Alabama, 2020

JOHN EMERY JR.'S CAREER RECEIVING HIGHS

Receptions: 4 vs. Utah State, 2019
 Receiving yards: 34 vs. Utah State, 2019
 Receiving TDs: 0
 Long reception: 17 vs. Georgia Southern, 2019

JOHN EMERY JR.'S CAREER RUSHING STATISTICS

YEAR	G-GS	NO.	YARDS	TD	LONG
2019	10-0	39	188	4	39 (TD)
2020	9-3	75	378	3	54 (TD)
TOTAL	19-3	114	566	7	54 (TD)

JOHN EMERY JR.'S CAREER RECEIVING STATISTICS

YEAR	REC.	YARDS	TD	LONG
2019	6	60	0	17
2020	14	73	0	11
TOTAL	20	133	0	17



94

Joseph Evans

Defensive Tackle
6-1 • 306 • So. • 2L
Haynesville, La.
Haynesville High School

A run-stopper in the middle of the defensive line for the Tigers ... A player that seems to improve with each practice ... Among a group of players in the defensive line rotation .. Works hard every day and it shows with his play ... Outstanding attitude ... Spent time briefly on the offensive side of the ball before finding a permanent home at defensive tackle ... The move to offense, albeit briefly, showed his versatility and his unselfish attitude ... Has seen action in 16 games with nine starts during his career.

JUNIOR SEASON (2021)

Recorded two stops in Sept. 25 win at Miss. State ... Collected four total tackles in Sept. 18 game vs. Central Michigan, including one tackle for loss (-3 yards) ... Started the Sept. 11 game vs. McNeese and recorded one tackle for loss (-2 yards) ... Made his sixth career start in Sept. 4 season opener at UCLA.

JOSEPH EVANS' CAREER HIGHS

Tackles: 4 vs. Central Michigan, 2021

Tackles for Loss: 1.0 2x: vs. McNeese 2021; vs. Central Michigan, 2021

JOSEPH EVANS' CAREER STATISTICS

YEAR	G-GS	UT	AT	TT	TFL	SACKS	PBU	QBH	INT	FF	FR
2019	4-0	2	5	7	0-0	0-0	0	0	0	0	0
2020	7-5	3	10	13	0.5-1	0-0	0	0	0	0	0
2021	5-4	3	5	8	2.0-5	0-0	0	0	0	0	0
TOTAL	16-9	8	20	28	2.5-6	0-0	0	0	0	0	0



92

Neil Farrell Jr.

Defensive Tackle
6-4 • 319 • Sr. • 3L
Mobile, Ala.
Murphy High School

- 2021 LSU Graduate (Interdisciplinary Studies)
- 2020 SEC Academic Honor Roll

Veteran defensive lineman that can play either inside or outside in LSU's 4-3 scheme ... Returns for a fifth season in 2021 ... Leader on and off the field for the Tigers ... Serves as an on the field mentor to LSU's younger defensive linemen ... Has played in 44 games with 14 starts during his career ... 109 career tackles to go along with 15.5 tackles for loss and 5.5 sacks ... Named to the 2020 SEC Academic Honor Roll ... Graduated in August of 2021 with a degree in interdisciplinary studies.

GRADUATE SEASON (2021)

Credited with one QB hurry on Oct. 2 vs. Auburn ... Made four tackles in Sept. 25 win at Miss. State ... Registered three tackles, including 1.5 tackles for loss, (-1 yard) in Sept. 18 game vs. Central Michigan ... Collected two tackles and a pass break-up in Sept. 11 win over McNeese ... Recorded two tackles in Sept. 4 season opener at UCLA, including one tackle for loss (-1 yard).

NEIL FARRELL JR.'S CAREER HIGHS

Tackles: 8 vs. Georgia Southern, 2019


Tackles for Loss: 1.5, 4x (Last: vs. Central Michigan, 2021; First: vs. Southeastern Louisiana, 2018)

Sacks: 1.5 vs. Southeastern Louisiana, 2018

Forced Fumbles: 1, 2x (Last: at Texas A&M, 2020; First: vs. Texas A&M, 2019)

NEIL FARRELL JR.'S CAREER STATISTICS

YEAR	G-GS	UT	AT	TT	TFL	SACKS	PD	QBH	INT	FF	FR
2017	5-0	1	4	5	0.0-0	0.0-0	0	1	0	0	0
2018	10-0	10	13	23	4.0-22	1.5-14	1	2	0	0	0
2019	15-3	15	31	46	7.0-19	3.0-12	1	4	0	1	0
2020	10-6	9	16	25	2.5-17	1.0-10	1	0	0	1	0
2021	5-5	5	6	11	2.0-2	0-0	1	1	0	0	0
Total	44-14	40	69	109	15.5-60	5.5-36	4	8	0	2	0



25

Cordale Flott

Cornerback
6-2 • 170 • Jr • 2L
Saraland, Ala.
Saraland High School

LSU's starting nickel back ... Is basically an every down player in LSU's scheme due to the spread offenses the Tigers face each week ... Teams with Derek Stingley Jr. and Elias Ricks to give LSU three of the best cornerbacks in college football ... Can easily slide into the cornerback position if necessary ... Has great range and tackling ability ... Tremendous cover skills and won't get beat on a deep ball ... Great instincts and has a knack for finding the football ... Played in 29 games for career, starting 16 times ... 81 career tackles with 10 passes defended and one interception.

JUNIOR SEASON (2021)

Recorded six tackles and a pass break-up in Oct. 2 game vs. Auburn ... Played a tremendous game at Miss. State on Sept. 25, recording eight tackles, his first career interception and a forced fumble that LSU recovered to set up a first-quarter touchdown ... Registered three solo tackles in Sept. 18 game vs. Central Michigan ... Collected four total tackles, including one tackle for loss (-3 yards), in Sept. 11 win over McNeese ... Recorded two tackles and one pass break-up on Sept. 4 at UCLA.

CORDALE FLOTT'S CAREER HIGHS

Tackles: 8 at Mississippi State, 2021; at Texas A&M, 2020

Tackles for Loss: 2.0 at Vanderbilt, 2020

Interceptions: 1 at Mississippi State, 2021

Pass Breakups: 2 at Texas A&M, 2020

CORDALE FLOTT'S CAREER STATS

YEAR	G-GS	UT	AT	TT	TFL	SACKS	PD	QBH	INT	FF	FR
2019	14-1	9	6	15	0-0	0-0	4	1	0-0	0	0
2020	10-10	31	12	43	4.5-18	0-0	4	0	0-0	1	0
2021	5-5	16	7	23	1.0-3	0-0	2	0	1-0	1	0
TOTALS	29-19	56	25	81	5.5-21	0-0	10	1	1-0	2	0



53

Soni Fonua

Defensive End
6-4 • 258 • Sr. • 2L
Salt Lake City, Utah
East High School/Mesa Community College

Senior defensive end who has worked his way into the rotation on the defensive line ... Former junior college transfer who enters his third season with the Tigers in 2021 ... Quick to the ball and extremely strong ... Has also seen action at linebacker during his LSU career ... Contributes on special teams ... Has played in 12 games during his career at LSU with nine tackles and a 0.5 tackle for loss.

SENIOR SEASON (2021)

Made first appearance of the season in Oct. 2 game vs. Auburn, recording two tackles.


SONI FONUA'S CAREER HIGHS

Tackles: 4 vs. Ole Miss, 2020

Tackles for loss: 0.5 vs. Ole Miss, 2020

SONI FONUA'S CAREER STATISTICS

YEAR	G-GS	UT	AT	TT	TFL	SACKS	PBU	QBH	INT	FF	FR
2019	4-0	0	0	0	0	0	0	0	0	0	0
2020	7-0	2	5	7	0.5-1	0	0	0	0	0	0
2021	1-0	2	0	2	0	0	0	0	0	0	0
TOTALS	12-0	4	5	9	0.5-1	0	0	0	0	0	0



11

Ali Gaye

Defensive End
6-6 • 260 • Sr. • 1L
Edmonds, Wash.
Edmonds-Woodway High School
Garden City (Kan.) Community College

- 2020 Second Team All-SEC (AP, SEC Coaches)

One of college football's top defensive ends in 2021 ... Dominant edge rusher who made an immediate impact in his first year with the Tigers in 2020 ... Explodes off the ball making it difficult for offensive linemen to contain ... Disruptive to opposing offenses in every way – great tackler who harasses quarterbacks on what seems like every passing down ... Long arms and consistently makes it difficult for quarterbacks to pass over ... Batted down six passes at the line of scrimmage in 2020 ... Native of Gambia who moved to the United States at the age of 12 ... Celebrated his 10th anniversary of moving to the U.S. in mid-September of 2021 ... On pace to graduate in the spring of 2022.

SENIOR SEASON (2021)

Registered four tackles and one pass break-up in Oct. 2 game vs. Auburn ... Collected six tackles and one sack (-2 yards) in Sept. 25 win at Miss. State ... Recorded four total tackles and one sack (-12 yards) in Sept. 4 season opener at UCLA.

ALI GAYE'S CAREER HIGHS

Tackles: 6 at Mississippi State, 2021; vs. Ole Miss, 2020
Tackles for Loss: 2, 3x (Last: vs. Alabama, 2020; First: vs. Mississippi State, 2020)
Sacks: 1, 4x (Last: at Mississippi State, 2021; First: vs. Mississippi State, 2020)
Pass Breakups: 3 vs. Mississippi State, 2020
Interceptions: 1 vs. Ole Miss, 2020
Forced Fumbles: 1 vs. Ole Miss, 2020
Fumble Recovery: 1 at Missouri, 2020
QB Hurries: 2, 2x (Last: at Florida, 2020; First: at Vanderbilt, 2020)

ALI GAYE'S CAREER STATS

YEAR	G-GS	UT	AT	TT	TFL	SACKS	PBU	QBH	INT	FF	FR
2020	10-10	19	13	32	9.5-37	2.0-14	6	5	1-0	1	1-0
2021	3-3	10	4	14	2.0-14	2.0-14	1	0	0	0	0
TOTAL	13-13	29	17	46	11.5-51	4.0-28	7	5	1-0	1	1-0



4

Todd Harris Jr.

Safety
5-11 • 195 • Sr. • 3L
Maringouin, La.
Plaquemine High School

- 2021 LSU Graduate (Sports Administration)
- 2018 SEC Academic Honor Roll

Returning starter at safety for the Tigers in 2021 ... Team leader – both on and off the field ... Physical tackler that can play zone coverage or down in the box ... Has seen action in 39 games during his career with seven starts ... 70 career tackles to go with three interceptions, one tackle for loss and six passes defended ... Member of the 2018 SEC Academic Honor Roll and a 2021 LSU graduate in sports administration.

TODD HARRIS' CAREER HIGHS

Tackles: 12 vs. Alabama, 2018
Tackles for Loss: 1 vs. Texas, 2019
Sacks: 0
Interceptions: 1, 3x (Last: vs. Ole Miss, 2020)
Pass Breakups: 2 vs. UCF, 2019 Fiesta Bowl

TODD HARRIS JR.'S CAREER STATISTICS

YEAR	G-GS	UT	AT	TT	TFL	SACKS	PBU	QBH	INT	FF	FR
2017	13-0	0	4	4	0-0	0-0	0	0	0	0	0-0
2018	11-1	19	12	31	0-0	0-0	3	0	1-0	0	0-0
2019	3-1	3	0	3	1-4	0-0	0	0	0	0	0-0
2020	10-5	20	10	30	0-0	0-0	0	0	2-34	1	0-0
2021	2-0	1	1	2	0-0	0-0	0	0	0	0	0-0
TOTAL	39-7	43	27	70	1-4	0-0	3	0	3-34	1	0-0



57

Chasen Hines

Offensive Guard
6-3 • 350 • Sr. • 3L
Marshall, Texas
Marshall High School

Versatile offensive lineman that has found a home at right guard ... Can also play center, a position he served as a backup to in 2019 ... Helped plug holes in an injury-riddled offensive line as a true freshman in 2018 ... Originally came to LSU as a defensive lineman, but switched to the offensive side of the ball during preseason camp in 2018 ... Great attitude that will do whatever is asked of him ... Possesses tremendous athletic ability with great feet and very intelligent ... Has seen action in 31 career games with 13 starts.

SENIOR SEASON (2021)

Posted the second-highest grade among Tiger linemen in Sept. 25 game at Miss. State, logging 49 total snaps ... Graded out the highest among the Tiger linemen on Sept. 18 vs. Central Michigan, playing 62 snaps and recording five knockdown blocks ... Started at right guard in Sept. 4 season opener at UCLA, playing 28 snaps and recording one knockdown block.



70

Ed Ingram

Offensive Guard
6-4 • 320 • Sr. • 3L
DeSoto, Texas
DeSoto High School

- 2021 LSU Graduate (Sports Administration)

Three-year starter on the offensive for the Tigers heading into 2021 ... One of the top linemen in college football and a candidate for national awards ... Teams with Austin Deculus to give LSU two of the most seasoned offensive linemen in college football ... Ingram and Deculus have combined to start 67 games during their LSU careers ... Made an immediate impact during his true freshman season, starting final 12 games in 2017 ... Sat out the 2018 season and re-joined the Tigers on Sept. 20, 2019 ... As talented an offensive lineman as there is in college football ... Dominant in every aspect of the game ... Tremendous technique, power and knowledge of the game ... Has played in 39 games in his career, starting 29 times ... Graduated in May of 2021 with a degree in sports administration.

SENIOR SEASON (2021)

Played 54 snaps in SEC opener at Miss. State on Sept. 25 ... Recorded 54 snaps against Central Michigan (Sept. 18), collecting four knockdown blocks ... Played 67 snaps on Sept. 11 vs. McNeese, recording two knockdown blocks and grading out the highest among the Tigers' offensive linemen.



10

Jaray Jenkins

Wide Receiver
6-3 • 198 • Jr. • 2L
Jena, La.
Jena High School

A returning starter who has developed into one of LSU's most reliable players in the passing game ... Exceptional route runner with tremendous hands ... Rarely drops a pass ... Coming off his best season a year ago with 23 receptions for 397 yards and two TDs ... For career, has played in 22 games with eight starts ... Has 35 career receptions for 545 yards and two touchdowns.

JUNIOR SEASON (2021)

Caught two passes for 20 yards on Oct. 2 vs. Auburn ... Recorded two catches for 15 yards in Sept. 25 win at Miss. State ... Caught three passes for 46 yards, including a 17-yard reception, in Sept. 4 season opener at UCLA.

JARAY JENKINS CAREER HIGHS

Receptions: 5 2x (First: vs. Northwestern State, 2019; Last: vs. Mississippi State, 2020)
Receiving Yards: 85 vs. Mississippi State, 2020
Receiving TDs: 1, 2x (First: at Arkansas, 2020; Last: at Florida, 2020)
Longest Reception: 47 vs. Mississippi State, 2020

JARAY JENKINS' CAREER RECEIVING STATISTICS

YEAR	G-GS	REC.	YDS.	TD	LONG
2019	7-0	5	67	0	35
2020	10-7	23	397	2	47
2021	5-1	7	81	0	17
TOTAL	22-8	35	545	2	47



14

Max Johnson

Quarterback
6-5 • 219 • So. • 1L
Watkinsville, Ga.
Oconee County High School

• 2020 SEC Offensive Player of the Week (vs. Florida)

Inserted into the starting line against Florida in Week 9 and led the Tigers to back-to-back wins to close out the 2020 season ... Left-handed quarterback with tremendous leadership skills ... Can make all the throws necessary to be a winner in the SEC ... Can also make plays with his feet ... Son of a NFL quarterback who grew up learning how to play the position ... A true student of the game that understands every situation and how to get the offense to respond ... Appeared in six games as a true freshman, starting twice ... Earned SEC Offensive Player of the Week honors for his performance in LSU's 2020 win over Florida in Gainesville ... One of only five players in LSU history (including teammate Myles Brennan) to throw for 400 or more yards in a game with his 435-yard effort against Ole Miss ... Johnson is the only quarterback in LSU history to throw 3+ TD passes in his first six career starts, which includes the final two games of 2020 and the first four games of 2021 ... Johnson and wide receiver Kayshon Boutte are No. 6 on the all-time LSU QB/WR touchdown connection list, having teamed up for 14 TDs.

SOPHOMORE SEASON (2021)

Enters this week's game at Kentucky ranked No. 2 in the SEC in TD passes with 16; also No. 4 in the league in passing yards per game (293.8) ... Threw for 325 yards (26-for-46) and one TD on Oct. 2 vs. Auburn ... Passed for 280 yards (17-for-27) and four TDs in Sept. 25 win at Miss. State; his second touchdown of the game was a career-long 64-yard completion to Kayshon Boutte; also threw TD passes covering 41 and 58 yards to become the first Tiger since Rohan Davey in 1999 to throw three touchdown passes of 40-plus yards in a single game... Threw for 372 yards (26-for-35) and five touchdowns vs. Central Michigan on Sept. 18, becoming the first quarterback in LSU history to record 3+ TD passes in his first five career starts ... Completed 18 of 27 passes for 161 yards and three TDs in Sept. 11 win over McNeese ... Starting QB for the Tigers' season opener at UCLA on Sept. 4, completing 26 of 46 passes for 330 yards, three TDs and one interception ... also rushed 11 times for 16 yards at UCLA, including a 12-yard run.

MAX JOHNSON'S CAREER PASSING HIGHS

Pass attempts: 51 vs. Ole Miss, 2020
 Pass completions: 27 vs. Ole Miss, 2020
 Pass yards: 435 vs. Ole Miss, 2020
 Pass TDs: 5 vs. Central Michigan, 2021
 Had intercepted: 1 5x (First: Ole Miss, 2020; Last: Auburn, 2021)
 Long pass: 64 (TD) at Mississippi State, 2021

MAX JOHNSON'S CAREER RUSHING HIGHS

Rush attempts: 18 at Florida, 2020
 Rush yards: 52 at Florida, 2020
 Rush TDs: 2 vs. Ole Miss, 2020
 Long Rush: 14 at Florida, 2020

MAX JOHNSON'S CAREER STATISTICS

PASSING

YEAR	G-GS	COMP	ATT	INT	YDS	TD	LONG
2020	6-2	88	150	1	1,069	8	47 (TD)
2021	5-5	113	181	4	1,468	16	64 (TD)
TOTAL	11-7	201	331	5	2,537	24	64 (TD)

RUSHING

YEAR	ATT	YDS	TD	LONG
2020	54	119	2	14
2021	24	11	0	12
TOTAL	78	130	2	14



19

Mike Jones Jr.

Linebacker
6-0 • 220 • So • Trf.
Nashville, Tenn.
IMG Academy (Clemson)

Transfer linebacker from Clemson where he played in 29 games, starting seven times ... Will have to adjust to playing on the inside in LSU's 4-3 defense after playing outside linebacker for Clemson ... Left Clemson with 47 tackles, 8.0 tackles for loss and half sack and two interceptions ... Started seven games for the national semifinalist Tigers in 2020, recording 30 tackles, 4.0 tackles for loss, four pass breakups, two interceptions and a forced fumble ... Twice named to the ACC Honor Roll in 2018-19 ... Majoring in communications ... Will have three years of eligibility remaining with LSU ... Redshirted as a true freshman in 2018 and then granted another year of eligibility due to the NCAA's ruling on Covid in 2020 ... A Nashville, Tennessee native who finished his high school career at IMG Academy in Florida.

SOPHOMORE SEASON (2021)

Saw his first career SEC action on Sept. 25 at Miss. State, totaling six tackles ... Recorded two total tackles

vs. Central Michigan on Sept. 18 ... Collected two assisted tackles in Sept. 11 win over McNeese.



13

Jontre Kirklin

Wide Receiver
5-11 • 186 • Sr. • 4L
Lutcher, La.
Lutcher High School

Hard-working wide receiver that is the veteran of that position group ... One of the team leaders for the Tigers ... Another of LSU's versatile athletes that has seen action on both sides of the ball during his career with the Tigers ... High school quarterback so he's comfortable with the ball in his hands ... Also has the ability to return punts ... Shifty runner that makes defenders miss ... Can be used in both the passing game and running game on offense ... Opted to return for a fifth season in 2021 ... Has improved each year with the Tigers and is in position to have his best season in 2021 ... Played in 49 games during his career at LSU, starting twice ... 16 career receptions for 264 yards and three touchdowns ... On pace to graduate in December ... 12 of his 49 appearances came on the defensive side of the ball.

JONTRE KIRKLIN'S CAREER HIGHS

Receptions: 3 at Vanderbilt, 2020
 Receiving Yards: 75 vs. Northwestern State, 2019
 Receiving TDs: 2 at Vanderbilt, 2020
 Longest Reception: 75 vs. Northwestern State, 2019
 Rush attempts: 1, 2x (Last: 1 vs. Rice, 2018; First: 1 vs. Georgia, 2018)
 Rushing yards: 4 vs. Rice, 2018
 Rushing TDs: None
 Longest Rush: 4 vs. Rice, 2018

JONTRE KIRKLIN'S CAREER RECEIVING STATISTICS

YEAR	G-GS	REC.	YDS.	TD	LONG
2017	12-0	•• Played defense ••			
2018	12-0	1	5	0	5
2019	14-0	2	75	0	65
2020	10-2	13	184	3	29
2021	1-0	0	0	0	0
TOTAL	49-2	16	264	3	65

JONTRE KIRKLIN'S CAREER RUSHING STATISTICS

YEAR	ATT.	YARDS	TD	LONG
2017	0	0	0	0
2018	2	6	0	4
2019	0	0	0	0
2020	0	0	0	0
TOTAL	2	6	0	4

JONTRE KIRKLIN'S CAREER DEFENSIVE/SPECIAL TEAMS STATISTICS

YEAR	G-GS	UT	AT	TT	TFL	SACKS	PBU	QBH	INT	FF	FR
2017	12-0	0	2	2	0-0	0-0	0	0	0	0	0
2018	12-0	0	0	0	0-0	0-0	0	0	0	0	0
2019	14-0	2	1	3	0-0	0-0	0	0	0	0	0
2020	10-2	0	1	1	0-0	0-0	0	0	0	0	0
TOTAL	48-2	2	4	6	0-0	0-0	0	0	0	0	0



16

Devonta Lee

Wide Receiver
6-2 • 215 • Jr. • 2L
Fluker, La.
Amite High School

Back on the offensive side of the ball in 2021 a place where he's expected to make an impact for the Tigers at wide receiver ... Has seen action at linebacker during his career ... Sure hands, good route runner and the ability to get open ... Has played in 26 games in his career with seven receptions for 74 yards and one touchdown.

JUNIOR SEASON (2021)

Caught a career-best five passes for 47 yards and his first career LSU touchdown in Sept. 18 win over Central Michigan; his TD reception from QB Max Johnson covered 21 yards.

DEVONTA LEE'S CAREER HIGHS

Receptions: 5 vs. Central Michigan, 2021
 Yards: 47 vs. Central Michigan, 2021
 Long: 28 vs. Northwestern State, 2019
 TDs: 1 vs. Central Michigan, 2021

DEVONTA LEE'S CAREER RECEIVING STATISTICS

YEAR	G-GS	REC.	YDS.	TD	LONG
2019	13-0	2	27	0	28
2020	8-0	0	0	0	0
2021	5-0	5	47	1	21
TOTAL	26-0	7	74	1	28



97 Glen Logan

Defensive Tackle
6-5 • 303 • Sr. • 4L
Kenner, La.
Destrehan High School

• 2021 LSU Graduate (Interdisciplinary Studies)

Returns for a sixth season with the Tigers ... Goes into 2021 as a starter for a fourth year on the defensive line ... Has gotten better each year with the Tigers and is line for postseason awards in 2021 ... Gets after the quarterback and takes up a lot of space on the defensive line ... Difficult to block and run against ... Has played in 45 games in his career, starting 31 times ... 100 career tackles to go with 8.0 tackles for loss and 6.0 sacks ... Graduated in August of 2021 with a degree in interdisciplinary studies.

GLEN LOGAN'S CAREER HIGHS

Tackles: 7 vs. Florida, 2018
Tackles for Loss: 1.5, twice (First: vs. Rice, 2018; Last: vs. Texas, 2019)
Sacks: 1, 4x (Last: vs. UCF, 2019 Fiesta Bowl; First: Georgia, 2018)
Quarterback Hurries: 2, 2x (Last: vs. Texas A&M, 2018; First: vs. Louisiana Tech, 2018)

GLEN LOGAN'S CAREER STATISTICS

YEAR	G-GS	UT	AT	TT	TFL	SACKS	PBU	QBH	INT	FF	FR
2017	12-2	0	17	17	1.0-2	0.5-2	0	1	0	0	0
2018	13-10	10	36	46	4.5-30	4.0-29	1	5	0	0	0
2019	12-11	5	15	20	2.5-3	1.5-1	2	2	0	0	0
2020	8-8	5	12	17	0.5-1	0.0	0	0	0	0	0
TOTAL	45-31	20	80	100	8.5-36	6.0-32	3	8	0	0	0



77 Marlon Martinez

Offensive Line
6-5 • 316 • So. • 1L
Fort Lauderdale, Fla.
St. Thomas Aquinas High School

Versatile offensive lineman who continues to improve with each practice ... Can play any position on the offensive line, including center ... Also contributes on LSU's protection team on special teams ... Played in nine games as a true freshman.

SOPHOMORE SEASON (2021)

Made first career LSU start at offensive guard in Sept. 11 win over McNeese, playing 70 snaps and recording a team-best five knockdown blocks.



2 Koy Moore

Wide Receiver
6-0 • 190 • So. • 1L
Kenner, La.
Archbishop Rummel High School

Good hands and precise route runner ... Ability to catch the ball in traffic ... Breakaway speed that is a threat to score every time the ball is in his hands ... Appeared in 10 games as a true freshman, starting once.

SOPHOMORE SEASON (2021)

Recorded two receptions for 39 yards on Sept. 18 vs. Central Michigan, including a career-long catch of 28 yards ... Caught three passes for 32 yards, including a long reception of 14 yards, in Sept. 4 season opener at UCLA.

KOY MOORE'S CAREER HIGHS

Receptions: 6 vs. Ole Miss, 2020
Receiving Yards: 63 vs. Ole Miss, 2020
Receiving TDs: 0
Longest Reception: 28 vs. Central Michigan, 2021

KOY MOORE'S CAREER RECEIVING STATISTICS

YEAR	G-GS	REC.	YDS.	TD	LONG
2020	10-1	22	177	0	26
2021	4-0	5	71	0	28
TOTAL	14-1	27	248	0	28



5 Garrett Nussmeier

Quarterback
6-1 • 190 • Fr. • HS
Lake Charles, La.
Marcus High School

LSU's backup quarterback heading into the 2021 season due to the injury of Myles Brennan ... Early enrolled who took part in spring practice ... Has the "it" factor ... Vocal player on the field with a big arm and a lot of confidence ... Has made tremendous strides in learning and executing the offense since the spring ... Can make all the throws necessary to win in the SEC ... Grew up in a quarterback family as his dad Doug played the position the NFL ... Dad is currently the quarterbacks coach for the Dallas Cowboys

FRESHMAN SEASON (2021)

Made collegiate debut as the back-up QB in Sept. 11 win over McNeese, completing three of 10 passes for 19 yards (long of 9 yards).



8 BJ Ojulari

Defensive End
6-3 • 244 • So. • 1L
Marietta, Ga.
Marietta High School

• 2021 SEC Defensive Lineman of the Week vs. Central Michigan • 2020 SEC Defensive Lineman of the Week vs. South Carolina

Starting defensive end for the Tigers after an impactful true freshman season in 2020 ... Has the potential to develop into a dominant defensive prospect ... Quick first step that causes issues for the offensive line ... Ranked second on the team in 2020 with 4.0 sacks, which included an LSU freshman record 3.0 sacks in win over South Carolina ... Appeared in all 10 games, recording 16 tackles, 5.0 tackles for loss and 4.0 sacks ... Older brother Azeez Ojulari was a standout linebacker at Georgia and was selected in the second round of the 2021 NFL Draft by the New York Giants.

SOPHOMORE SEASON (2021)

Logged one tackle and two QB hurries on Oct. 2 vs. Auburn ... Recorded three tackles, including 0.5 tackle for loss (-2 yards) in Sept. 25 win at Miss. State ... Registered three tackles, including 2.5 sacks (-13 yards) in Sept. 18 win over Central Michigan, earning SEC Defensive Lineman of the Week honors ... Collected four tackles, including one sack and a QB hurry, in Sept. 11 win over McNeese ... Recorded three tackles, including one sack (-14 yards) in Sept. 4 opener at UCLA.

BJ OJULARI'S CAREER HIGHS

Tackles: 4 vs. McNeese, 2021; vs. South Carolina, 2020
Tackles for Loss: 3.0 vs. South Carolina, 2020
Sacks: 3.0 vs. South Carolina, 2020
Pass Breakups: 1 vs. Ole Miss, 2020
Forced Fumbles: 1 at Missouri, 2020
Fumble Recovery: 1 at Florida, 2020
QB Hurries: 2 at Vanderbilt, 2020

BJ OJULARI'S CAREER STATISTICS

YEAR	G-GS	UT	AT	TT	TFL	SACKS	PBU	QBH	INT	FF	FR
2020	10-1	12	4	16	5.0-35	4.0-32	1	3	0	1	1-6
2021	5-4	8	6	14	5.0-37	4.5-35	0	3	0	0	0-0
TOTAL	15-5	20	10	30	10.0-72	8.5-67	1	6	0	1	1-6



33

Trey Palmer

Wide Receiver
6-1 • 187 • Jr. • 2L
Kentwood, La.
Kentwood High School

Dynamic receiver who also doubles as a return specialist for the Tigers ... Capable of making a big play anytime he's on the field ... Exceptional quickness with great hands ... Has the ability to stop on a dime and reverse field ... Looks to build off a strong finish to 2020 when he caught seven passes for 69 yards over the final three games of the season ... Became first LSU player to return a kickoff for a touchdown in Tiger Stadium since 1981 when he did it in 2020 against South Carolina ... One of only eight players in LSU history to return both a kickoff and a punt for a touchdown during their careers – others to do it include Billy Cannon, Kevin Faulk, Eddie Kennison, Trindon Holliday, Kenny Konz, Sammy Grezaffi and Pinky Rohm ... Has seen action in 22 games during his LSU career ... 23 career receptions for 256 yards and two touchdowns

JUNIOR SEASON (2021)

Recorded one catch for seven yards on Oct. 2 vs. Auburn ... Caught a career-long 58-yard TD pass on Sept. 25 at Miss. State, giving LSU a 21-3 third-quarter lead ... Recorded three catches for 30 yards, including a 19-yard TD, in Sept. 11 win over McNeese ... Made first career LSU start in Sept. 4 season opener at UCLA, catching seven passes for 47 yards, with a long of 20 yards; also returned three punts for 18 yards and one kickoff for 23 yards.

TREY PALMER'S CAREER HIGHS

Receptions: 7 at UCLA, 2021
 Receiving Yards: 58 at Mississippi State, 2021
 Receiving TDs: 1 at Mississippi State, 2021; vs. McNeese, 2021
 Longest Reception: 58 (TD) at Mississippi State, 2021
 Punt Return Yards: 54 vs. Northwestern State, 2019
 Punt Return TDs: 1 vs. Northwestern State, 2019
 Long Punt Return: 54 vs. Northwestern State, 2019
 Kickoff Return Yards: 118 vs. South Carolina, 2020
 Kickoff Return TDs: 1 vs. South Carolina, 2020
 Long Kickoff Return: 93 vs. South Carolina, 2020

TREY PALMER'S CAREER RECEIVING STATISTICS

YEAR	G-GS	REC.	YDS.	TD	LONG
2019	9-0	1	6	0	6
2020	8-0	10	108	0	24
2021	4-3	12	142	2	58 (TD)
TOTAL	21-3	23	256	2	58 (TD)

TREY PALMER'S CAREER PUNT RETURN STATISTICS

YEAR	RET.	YDS.	TD	LONG
2019	3	65	1	54
2020	2	8	0	10
2021	6	47	0	24
TOTAL	11	120	1	54

TREY PALMER'S CAREER KICKOFF RETURN STATISTICS

YEAR	RET.	YDS.	TD	LONG
2019	0	0	0	0
2020	7	241	1	93
2021	3	56	0	23
TOTAL	10	297	1	93



1

Eli Ricks

Cornerback
6-2 • 195 • So. • 1L
Rancho Cucamonga, Calif.
IMG Academy

- **2020 Freshman All-America (FWAA)**
- **2020 Third Team All-America (AP)**
- **2020 Second Team All-SEC (AP)**
- **2020 Freshman All-SEC (Coaches)**

Impact player who teams with Derek Stingley Jr. to give LSU the nation's top cornerback tandem ... Earned third team All-America honors from the Associated Press as well as being a Freshman All-America selection from the Football Writers Association of America as a true freshman in 2020 ... Looked anything but a true freshman a year ago, starting seven games and leading the Tigers with four interceptions, two of which he returned for touchdowns ... Classic cover corner with great ball skills ... Has all of the tools necessary to be a dominant player in the SEC ... Appeared in all 10 games as a true freshman.

SOPHOMORE SEASON (2021)

Recorded two tackles and one pass break-up on Oct. 2 vs. Auburn ... Made five total stops in Sept. 25 win at Miss. State ... Registered one tackle, including 0.5 tackle for loss, in Sept. 18 game vs. Central Michigan ... Collected two solo tackles in Sept. 11 win over McNeese ... Recorded a second-quarter interception in Sept. 4 season opener at UCLA that led to an LSU field goal.

ELI RICKS' CAREER HIGHS

Tackles: 5 at Mississippi State, 2021
 Tackles for loss: 0.5 2x, vs. Central Michigan, 2021; vs. South Carolina, 2020
 Interceptions: 1, 5x (Last: at UCLA, 2021; First: vs. Mississippi State, 2020)
 Interception Return Yards: 68 at Florida, 2020
 Interception Return TD: 1, 2x (Last: at Florida, 2020; First: vs. South Carolina, 2020)
 Pass Breakups: 2 vs. Alabama, 2020

ELI RICKS' CAREER STATISTICS

YEAR	G-GS	UT	AT	TT	TFL	SACKS	PBU	QBH	INT	FF	FR
2020	10-7	11	9	20	0.5-1	0-0	5	0	4-113	0	0
2021	5-5	8	2	10	0.5-1	0-0	1	0	1-0	0	0
TOTAL	15-12	19	11	30	1.0-2	0-0	5	0	5-113	0	0



99

Jaquelin Roy

Defensive Tackle
6-4 • 297 • So • 1L
Baton Rouge, La.
University High School

Baton Rouge product who played his high school football games just steps away from LSU's Charles McClendon Practice Facility ... Developing defense tackle that is among LSU's rotation at the position in 2021 ... Tremendous upper body strength ... Continues to improve technique ... Run stuffer that can also get after the quarterback ... Quick feet and difficult to block ... Has benefitted from the arrival of new defensive line coach Andre Carter ... Played in nine games as a true freshman in 2021.

SOPHOMORE SEASON (2021)

Credited with one QB hurry on Oct. 2 vs. Auburn ... Recorded one tackle and one QB hurry in Sept. 25 win at Miss. State ... Compiled four total tackles, 1.5 tackles for loss (-1 yard) and 0.5 sack in Sept. 18 win over Central Michigan ... Collected four total tackles, two tackles for loss (-5 yards), one forced fumble and one fumble recovery in Sept. 11 win over McNeese ... Recorded four tackles (3 solo, 1 assist) in Sept. 4 season opener at UCLA.

JAQUELIN ROY'S CAREER HIGHS

Tackles: 6 vs. Ole Miss, 2020
 Tackles for loss: 2.0 vs. McNeese, 2021
 Sacks: 2.0 at Florida, 2020
 QB hurries: 2 at Vanderbilt, 2020

JAQUELIN ROY'S CAREER STATISTICS

YEAR	G-GS	UT	AT	TT	TFL	SACKS	PBU	QBH	INT	FF	FR
2020	9-0	6	12	18	4.0-22	2.0-18	0	2	0	0	0
2021	5-0	7	6	13	3.5-6	0.5-0	0	2	0	1	1
TOTALS	14-0	13	18	31	7.5-28	2.5-18	0	4	0	1	1



56

Liam Shanahan

Center
6-5 • 304 • Gr. • 1L
Marlborough, Mass.
Harvard University/Marlborough High School

Enters second season as LSU's starting center after transferring from Harvard University prior to 2020 ... Opted to return to LSU for an additional season in 2021 ... Played every offensive snap for LSU in 2020, seeing action on all 799 plays ... Hard-worker with tremendous athletic ability ... Makes all of the calls and checks on the line of scrimmage ... One of five returning starters on the offensive line for LSU in 2021 ... Started all 10 games at center for LSU a year ago ... Prior to joining the Tigers, was a three-year starter on the offensive line for Harvard ... Graduated from Harvard with a degree in economics and a minor in Celtic Language and Literature in the spring of 2020 and joined the Tigers this summer ... Pursuing a master's of business administration at LSU ... Off the field, worked on the grounds crew at Fenway Park during the summer while in high school and college ... Also served as an intramural referee while at Harvard ... Is the second Harvard-to-LSU transfer in football, joining former quarterback Andrew Hatch who played at LSU in 2008 ... LSU's 2020 nominee for the National Football Foundation Scholar-Athlete Award.

GRADUATE SENIOR SEASON (2021)

Graded out the best among the Tiger O-linemen in Sept. 25 game at Miss. State, totaling 54 snaps and one knockdown block ... Recorded 62 snaps on Sept. 18 vs. Central Michigan, collecting two knockdown blocks ... Played 67 snaps vs. McNeese on Sept. 11, recording one knockdown block and the second-highest grade among Tiger offensive linemen ... posted the highest grade among the LSU linemen at UCLA on Sept. 4 and collected four knockdown blocks.




48

Quentin Skinner

Long Snapper
6-0 • 241 • So. • 1L
Buford, Ga.
Buford High School

Returns for his second season as LSU's long snapper ... Is the third straight Buford (Ga.) High School graduate to serve as LSU's long snapper, joining Reid Ferguson and Blake Ferguson who held the position in consecutive years since 2012 ... Spent his true freshman season in 2019 training alongside Blake Ferguson, who was a sixth round NFL Draft pick of the Miami Dolphins in 2020.



0

Maason Smith

Defensive Tackle
6-6 • 292 • Fr. • HS
Houma, La.
Terrebonne High School

An outstanding young prospect that made an immediate impact during 2021 spring practice ... The nation's top prep defensive lineman in the fall of 2020 ... Has the look and plays like a veteran ... Graduated early and enrolled at LSU in January of 2021 ... Tremendous power, strength and quickness ... Great attitude with a willingness to learn and improve ... Caught the eye of coaches and teammates with a dominant first spring at LSU ... Coach Ed Orgeron said of Smith during the spring, "he's our best pass rusher inside right now. No question, he's going to play a lot and can push for a starting position" ... First player in LSU history to wear the No. 0.

FRESHMAN SEASON (2021)

Registered one tackle in Oct. 2 game vs. Auburn ... Collected three tackles in Sept. 25 win at Miss. State ... Recorded six tackles, three sacks and 3.5 tackles for loss (-24 yards) in Sept. 11 win over McNeese.



7

Derek Stingley Jr.

Cornerback
6-1 • 195 • Jr. • 2L
Baton Rouge, La.
Dunham High School

- 2020 First Team All-America (AFCA)
- 2020 First Team All-SEC (AP, Coaches)
- 2019 Consensus All-American
- 2019 First-Team All-American (AFCA, AP, Athletic, CBS, ESPN, SI, Sporting News, USA Today)
- 2019 Second Team All-American (Walter Camp, FWA)
- 2019 SEC Newcomer of the Year (AP, unanimous)
- 2019 First Team All-SEC (AP)
- 2019 Second Team All-SEC (Coaches)
- 2019 SEC All-Freshman Team
- 2019 SEC Freshman of the Week (vs. Florida)

One of the faces of college football in 2021 and a strong candidate for national awards on the defensive side of the football ... In just two years, has become one of the most decorated players in school history, twice earning first team All-America honors as well as being a two-time first team All-SEC selection at cornerback ... In position to join Tommy Casanova (1969-70-71) as the only three-time first team All-Americans in school history ... Switches from No. 24 to No. 7 this year, a number worn by some of the best playmakers in LSU history, including recent defensive back All-Americans in Patrick Peterson, Tyrann Mathieu, and Grant Delpit ... In 2019, became the most decorated freshmen in LSU football history, earning consensus All-America honors ... Started all 15 games as cornerback during LSU's national championship season in 2019 ... Earned consensus All-America honors as well as being a first team All-SEC pick ... Led the SEC and ranked No. 5 in the nation in interceptions (6) and No. 2 nationally in passes defended (21) ... True shutdown corner that is very difficult to complete a pass on ... Rarely has a ball thrown in his direction as he typically eliminates his side of the field from the passing game ... Has all of the tools necessary to be an elite cornerback – elite speed with great hips, tremendous hands and vision and a true understanding of the game ... Called a "rare breed" by Heisman Trophy quarterback Joe Burrow, the No. 1 overall draft pick in the 2020 NFL Draft ... Burrow competed against Stingley everyday in practice in 2019 ... Became the first true freshman in LSU history to start every game as a rookie ... LSU is 20-5 with Stingley in the starting lineup ... In three years with the Tigers, has played in 25 games and recorded 73 tackles, defended 26 passes and picked off six aerials.

JUNIOR SEASON (2021)

Forced a fumbled in first quarter vs. Central Michigan (Sept. 18) that was recovered by defensive end Andre Anthony and returned 33 yards for a TD; Stingley also had four total tackles and 1.5 tackles for loss (-2 yards) in the CMU game ... Collected two tackles in Sept. 11 win over McNeese, including one tackle for loss (-4 yards) ... Recorded two tackles, including one tackle for loss (-1 yard) in Sept. 4 season opener at UCLA.

DEREK STINGLEY JR.'S CAREER HIGHS

Tackles: 6, 2x (Last: at Vanderbilt, 2020; First: vs. Florida, 2019)
 Tackles for Loss: 1.5 vs. Central Michigan, 2021
 Sacks: 0
 Interceptions: 2 vs. Georgia, 2019 SEC Championship Game
 Fumble Recoveries: 1, 2x (Last: at Auburn, 2020; First: vs. Clemson, 2020 National Championship Game)
 Pass Breakups: 3, 4x (Last: at Texas A&M, 2020)
 Punt Returns: 4 vs. Georgia Southern, 2019
 Punt Return Yards: 92 at Vanderbilt, 2020
 Long Punt Return: 48 vs. Vanderbilt, 2020

DEREK STINGLEY JR.'S CAREER DEFENSIVE STATISTICS

YEAR	G-GS	UT	AT	TT	TFL	SACKS	PD	QBH	INT	FF	FR
2019	15-15	31	7	38	1.0-3	0-0	21	0	6-17	0	1-0
2020	7-7	19	8	27	2.5-7	0-0	5	0	0-0	1	1-2
2021	3-3	6	2	8	3.5-7	0-0	0	0	0-0	1	0
TOTAL	25-25	56	17	73	7.0-17	0-0	26	0	6-17	2	2-2

DEREK STINGLEY JR.'S CAREER PUNT RETURN STATISTICS

YEAR	NO.	YARDS	TD	LONG
2019	17	163	0	32
2020	6	97	0	48
TOTAL	23	260	0	48



22

Navonteque Strong

Linebacker
6-2 • 230 • So. • Trf.
Forest, Miss.
Scott Central High School (Mississippi Gulf Coast CC)

Junior college transfer that made an immediate impact during his first spring with the Tigers ... Considered one of the nation's top junior college linebackers during his two years at Mississippi Gulf Coast ... Hard-hitter who quick to the football ... Called a "thumper" by other LSU linebackers ... Aggressive player who plays with emotion and tremendous energy ... Expected to be in the linebacker rotation this fall ... Has three years of eligibility remaining ... Nickname is Bugg.

SOPHOMORE SEASON (2021)

Recorded three tackles in Sept. 25 win at Miss. State ... Made first career LSU start on Sept. 18 vs. Central Michigan, recording six tackles and 0.5 tackle for loss (-1 yard) ... Collected five total tackles and one pass break-up in Sept. 11 win over McNeese ... Made LSU debut on Sept. 4 at UCLA, recording two tackles, including one sack (-1 yard).

NAVONTEQUE STRONG'S CAREER HIGHS

Tackles: 6 vs. Central Michigan, 2021
 Tackles for Loss: 1.0 at UCLA, 2021
 Sacks: 1.0 at UCLA, 2021

NAVONTEQUE STRONG'S CAREER DEFENSIVE STATISTICS (AT LSU)

YEAR	G-GS	UT	AT	TT	TFL	SACKS	PD	QBH	INT	FF	FR
2021	5-1	10	6	16	1.5-2	1.0-1	1	0	0	0	0
TOTAL	5-1	10	6	16	1.5-2	1.0-1	1	0	0	0	0



87

Kole Taylor

Tight End
6-7 • 247 • So. • 1L
Grand Junction, Colo.
Grand Junction High School

LSU's starting tight end ... Has the ability to help in the run game but is also a viable weapon in the passing game with his ability to stretch the field ... Great hands and a good route runner ... Took over as the starter at tight end late in the season during his freshman year ... Appeared in nine games with three starts during his career ... 11 career receptions for 99 yards and one touchdown.

SOPHOMORE SEASON (2021)

Caught first career TD pass, a 41-yarder, at Miss. State on Sept. 25, giving LSU a 28-10 fourth-quarter lead ... Started in the McNeese game on Sept. 11 and caught four passes for 22 yards.

KOLE TAYLOR'S CAREER HIGHS

Receptions: 4 vs. McNeese, 2021
Receiving Yards: 41 at Mississippi State, 2021
Receiving TDs: 1 at Mississippi State, 2021
Longest Reception: 41 (TD) at Mississippi State, 2021

KOLE TAYLOR'S CAREER RECEIVING STATISTICS

YEAR	G-GS	REC.	YDS.	TD	LONG
2020	7-2	6	36	0	20
2021	5-1	5	63	1	41 (TD)
TOTAL	12-3	11	99	0	41 (TD)



11

Brian Thomas Jr.

Wide Receiver
6-5 • 198 • Fr. • HS
Walker, La.
Walker High School

Outstanding young receiver that will likely be in the receiver rotation in 2021 ... Extremely athletic with tremendous wing span and leaping ability ... Two-sport standout at Walker High School ... Received many basketball scholarships offers as well.

TRUE FRESHMAN SEASON (2021)

Recorded five catches for 32 yards on Oct. 2 vs. Auburn ... Caught three passes for 43 yards in first career SEC start at Miss. State, including a long of 20 yards ... Recorded two catches for 50 yards, including a long of 41 yards, in Sept. 18 win over Central Michigan ... Made first career start on Sept. 11 vs. McNeese, but did not record statistics ... Caught one pass for 18 yards in LSU debut at UCLA on Sept. 4.

BRIAN THOMAS JR.'S CAREER HIGHS

Receptions: 5 vs. Auburn, 2021
Receiving Yards: 50 vs. Central Michigan, 2021
Receiving TDs: 0
Longest Reception: 41 vs. Central Michigan, 2021

BRIAN THOMAS JR.'S CAREER RECEIVING STATISTICS

YEAR	G-GS	REC.	YDS.	TD	LONG
2021	4-2	8	100	0	41
TOTAL	4-2	8	100	0	41



21

Jordan Toles

Safety
6-0 • 203 • So. • 1L
Baltimore, Md.
St. Frances Academy

Talented safety who goes into 2021 among a group of players vying for playing time at safety ... Good cover skills and can step into the box and help with run support ... Great range and can make plays from sideline to sideline ... Tons of upside with the potential to be a standout player for the Tigers Appeared in eight games as a true freshman in 2020, finishing with four tackles.

SOPHOMORE SEASON (2021)

Made one solo stop on Oct. 2 vs. Auburn ... Collected one solo tackle each in Sept. 11 win over McNeese and Sept. 18 win over Central Michigan ... LSU's second-leading tackler in Sept. 4 season opener at UCLA with six stops (3 solo, 3 assists).

JORDAN TOLES' CAREER HIGHS

Tackles: 6 at UCLA, 2021
Tackles for loss: 0.5 at Texas A&M, 2020
Sacks: 0

JORDAN TOLES' CAREER STATISTICS

YEAR	G-GS	UT	AT	TT	TFL	SACKS	PBU	QBH	INT	FF	FR
2020	8-0	2	2	4	0.5-2	0	0	0	0	0	0
2021	4-0	6	3	9	0	0	0	0	0	0	0
TOTAL	12-0	8	5	13	0.5-2	0	0	0	0	0	0



69

Charles Turner

Offensive Line
6-6 • 284 • So. • 1L
Canton, Ohio
IMG Academy

Versatile offensive lineman that can play any position on the line for the Tigers ... Will likely serve as the backup to Liam Shanahan at center ... Continues to develop and in time will be a key contributor on the offensive line for the Tigers ... Got a jump on his collegiate career by joining the Tigers in January of 2019 ... Took part in spring drills that year which accelerated his development and transition to the college game ... Has played in 13 games during his college career.

SOPHOMORE SEASON (2021)

Made first career start on Sept. 11 at McNeese, opening the game at right tackle; played 73 snaps in the contest and collected two knockdown blocks.



5

Jay Ward

Safety
6-1 • 180 • Jr. • 2L
Moultrie, Ga.
Colquitt County High School

• 2020 SEC Academic Honor Roll

Made the switch from cornerback to safety during the spring and made an immediate impact ... Coming off an outstanding spring and heads into 2021 as the starting free safety for the Tigers ... Has a knack for finding the football and coming up with the big play ... Tremendous hand-eye coordination and ball skills, which was evident in his highlight reel interception against Florida in 2020 when he fell out of bounds, re-established himself inbounds and then intercepted a pass on his knees ... Also thrives on special teams — blocked a field goal in fourth quarter against Arkansas that helped preserve LSU win in 2020 ... For career, has appeared in 25 games with six starts ... 52 career tackles, nine pass breakups and three interceptions, returning one for a touchdown against Ole Miss in 2020 ... also has two blocked field goals in his career ... Member of the 2020 SEC Academic Honor Roll.

JUNIOR SEASON (2021)

LSU's second-leading tackler in Oct. 2 game vs. Auburn, recording 11 stops while also blocking a 52-yard Auburn field goal attempt in the third quarter ... After missing two games due to injury, returned to the starting lineup on Sept. 25 at Miss. State and collected six tackles ... Recorded two solo tackles as a starting safety in Sept. 4 season opener at UCLA.

JAY WARD'S CAREER HIGHS

Tackles: 11 vs. Auburn, 2021
Interceptions: 2 vs. Ole Miss, 2020
Pass Breakups: 3 vs. Mississippi State, 2020
Blocked field goals: 1, 2x - at Arkansas, 2020; vs. Auburn, 2021

JAY WARD'S CAREER STATS

YEAR	G-GS	UT	AT	TT	TFL	SACKS	PBU	QBH	INT	FF	FR
2019	13-0	3	1	4	0-0	0-0	3	1	0	0	0
2020	9-3	21	8	29	0-0	0-0	6	0	3-47	0	0
2021	3-3	10	9	19	0-0	0-0	0	0	0-0	0	0
TOTALS	25-6	34	18	52	0-0	0-0	9	1	3-47	0	0



27

Josh Williams

Running Back
5-9 • 195 • So. • 1L
Houston, Texas
The Kinkaid School

• 2020 SEC Academic Honor Roll

Former walk-on to the team that has since earned a scholarship ... Enters third year with the Tigers in 2021 ... Joined the team as a walk-on in 2019 and was awarded a scholarship after preseason camp in 2020 ... Turned down offers to some smaller Division I schools to attend LSU, a team that he was a huge fan of growing up ... Very talented back that will see snaps for LSU this year ... Member of the 2020 SEC Academic Honor Roll ... Maintains a 3.5 grade point average in business.

SOPHOMORE SEASON (2021)

Two carries for 15 yards in Sept. 18 win over Central Michigan ... Rushed four times for 17 yards in Sept. 11 win over McNeese.

JOSH WILLIAMS' CAREER HIGHS

Rushing attempts: 12 vs. Ole Miss, 2020


Rushing yards: 55 vs. Ole Miss, 2020

Rushing TDs: 0

Long rush: 30 vs. Ole Miss, 2020

JOSH WILLIAMS' CAREER RUSHING STATISTICS

YEAR	G-GS	NO.	YARDS	TD	LONG
2019	0-0	0	0	0	0
2020	10-0	22	88	0	30
2021	5-0	8	36	0	10
TOTAL	15-0	30	124	0	30



61

Cameron Wire

Offensive Tackle

6-6 • 307 • Jr. • 1L

Gonzales, La.

East Ascension High School

Entered 2021 as the starting left tackle for the Tigers ... Coming off his most productive season at LSU in 2020 with six starts and nine appearances ... Has shown steady improvement since his arrival at LSU in 2018 ... Versatile lineman that has played both guard and tackle during his career ... Has played in 18 games with seven starts (6 at left tackle, 1 at right guard).

JUNIOR SEASON (2021)

Started at left tackle at UCLA on Sept. 4, playing 44 snaps with one knockdown block.



36

Cade York

Placekicker

6-1 • 198 • Jr. • 2L

McKinney, Texas

Prosper High School

- **2020 Second Team All-America (AP, FWAA)**
- **2020 First Team All-SEC (Coaches)**
- **2020 Second Team All-SEC (AP)**
- **2020 SEC Special Teams Player of the Week (at Florida)**
- **2020 SEC Academic Honor Roll**
- **2019 SEC All-Freshman Team**
- **2019 Second Team All-SEC (AP)**
- **2019 SEC Special Teams Player of the Week (at Texas)**

One of the top kickers in LSU history and the school-record holder for longest field goal in program history ... Kicked his way into the LSU record books with a game-winning 57-yard field goal in the fog to help the Tigers beat No. 6 Florida, 37-34, on Dec. 12, 2020 ... Earned second team All-America honors from the Associated Press and the Football Writers Association of America in 2020 ... Also a first team All-SEC selection by the SEC Coaches and second team by AP in 2020 ... LSU record holder for 50-yard field goals in a career (13), in a season (6) and the only player in school history to kick two 50-yard field goals in a game (twice - vs. Texas A&M, 2019, and vs. McNeese, 2021) ... LSU single-season record holder for points by kicking in a season with 152 and PATs (89) in 2019 ... Ranks No. 4 in LSU history in career field goals (47) ... Ranks No. 3 in LSU history in total points scored by kicking with 284 ... Is 143-of-147 on point-after touchdowns ... His 143 career PATs rank No. 2 in LSU history ... has made 97 straight PATs, which ranks fourth in school history.

SOPHOMORE SEASON (2021)

Booted four field goals - including a long of 51 yards - on Oct. 2 vs. Auburn ... York's two field goals against McNeese on Sept. 11, 2021, covered 55 and 56 yards ... the 55-yarder set the Tiger Stadium record for longest field goal, and he broke the mark later in the game with the 56-yarder.

CADE YORK'S CAREER HIGHS

Points scored: 17 vs. Ole Miss, 2020

Kick PATs: 9 vs. Oklahoma, 2019

Field goals made: 4, 2 x vs. Ole Miss, 2020; vs. Auburn, 2021

Field goal attempts: 4, 4x (Last: vs. Auburn, 2021)

Longest field goal: 57 at Florida, 2020 (school record)

CADE YORK'S FIELD GOALS

In Tiger Stadium: 20-of-22

In Road Games: 24-of-28

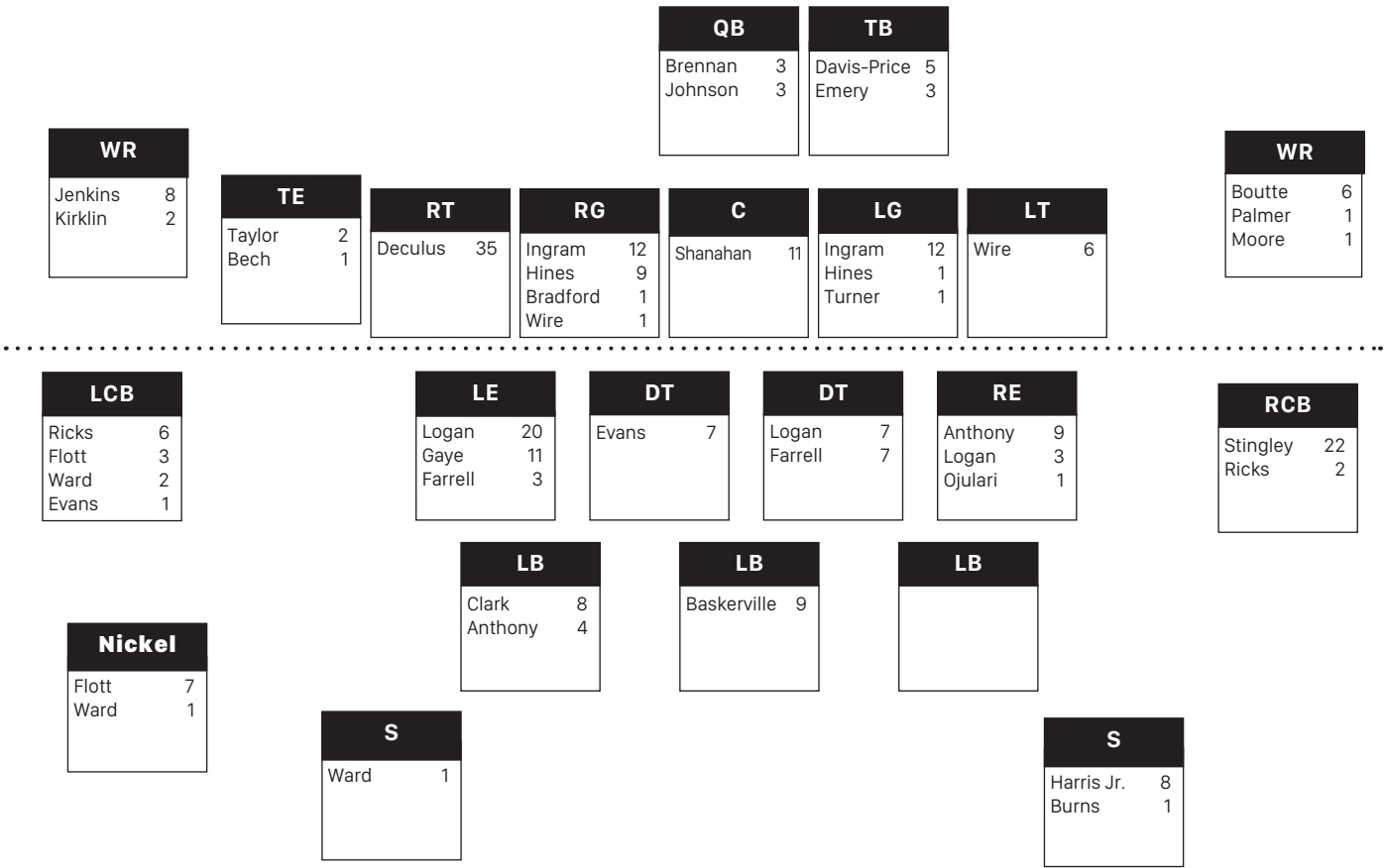
In Neutral Site Games: 3-of-6

CADE YORK'S CAREER STATISTICS

FIELD GOALS

YEAR	G	FGM-FGA	<20	20-29	30-39	40-49	50+	LONG	PAT	POINTS
2019	15	21-27	0-0	8-8	4-4	5-10	4-5	52	89-93	152
2020	10	18-21	0-0	4-4	5-6	3-4	6-7	57	36-36	90
2021	5	8-8	0-0	3-3	2-2	0-0	3-3	56	18-18	25
TOTALS	30	47-56	0-0	15-15	11-12	8-14	13-15	57	143-147	271

LSU GAME-BY-GAME STARTERS



(Games Played/Starts)	'17	'18	'19	'20	'21	Total	Consecutive Starts
Alex Adams, WR	--	--	--	3/0	1/0	4/0	-
Andre Anthony, LB	--	13/3	9/2	9/7	3/3	35/15	-
Avery Atkins, PK	--	13/0	13/0	10/0	5/0	41/0	-
Micah Baskerville, LB	--	8/1	11/0	8/8	5/5	32/14	5
Jake Bech, TE	--	--	--	--	5/4	5/4	3
Kayshon Boutte, WR	--	--	--	10/5	5/5	15/10	8
Anthony Bradford, OL	--	--	3/0	7/0	3/2	12/0	1
Myles Brennan, QB	6/0	1/0	9/0	3/3	--	19/3	-
Major Burns, S	--	--	--	--	5/5	5/5	5
Pig Cage, CB	--	--	--	--	5/0	5/0	-
Zavier Carter, DE	--	--	--	--	3/0	3/0	-
Jarell Cherry, LB	--	1/0	3/0	1/1	2/0	7/0	-
Damone Clark, LB	--	13/0	14/3	10/7	5/5	42/14	6
Lloyd Cole, CB	--	--	13/0	4/0	5/0	20/0	-
Derrick Davis Jr., S	--	--	--	--	5/0	5/0	-
Tyrion Davis-Price, RB	--	--	13/0	9/5	5/4	26/8	3
Austin Deculus, OL	13/0	13/12	12/12	10/10	4/4	52/38	3
Nick Demas, RB	--	--	--	--	5/0	5/0	-
Garrett Dellinger, OL	--	--	--	--	5/1	5/1	-
Marcus Dumervil, OL	--	--	--	1/0	4/0	5/0	-
John Emery Jr., RB	--	--	10/0	9/3	--	19/3	-
Darren Evans, CB	--	--	--	9/1	5/0	14/1	-
Joseph Evans, DL	--	--	3/1	7/5	5/4	14/9	1
Neil Farrel Jr., DE	5/0	10/0	13/3	10/7	5/5	43/15	10
Cordale Flott, CB	--	--	14/1	10/10	5/5	29/16	15
Soni Fonua, OLB	--	--	4/0	7/0	1/0	12/0	-
Evan Francioni, WR	--	--	--	7/0	5/0	12/0	-
Ali Gaye, DL	--	--	--	10/10	3/3	13/13	2
Armoni Goodwin, RB	--	--	--	--	3/0	3/0	-
Jacobian Guillory, DL	--	--	--	1/0	3/0	4/0	-
Todd Harris Jr., S	13/0	11/1	3/1	10/6	2/0	39/8	-
Xavier Hill, OL	--	--	--	1/0	3/2	4/2	-
Chris Hilton, WR	--	--	--	--	1/0	1/0	-
Chasen Hines, OL	--	8/1	10/0	9/9	4/3	30/13	3
Ed Ingram, OG	13/12	--	9/2	9/9	5/5	36/28	12
Landon Jackson, DE	--	--	--	--	5/0	5/0	-
Jaray Jenkins, WR	--	--	6/0	10/7	5/1	21/8	-
Max Johnson, QB	--	--	--	6/2	5/5	11/7	7
Raydarius Jones, CB	--	--	4/0	3/0	2/0	9/0	-
Saivion Jones, DE	--	--	--	--	3/0	3/0	-
Mike Jones Jr., LB	--	--	--	--	5/0	5/0	-
Corey Kiner, RB	--	--	--	--	4/0	340	-
Jontre Kirklin, CB	12/0	12/0	12/0	10/3	1/1	47/3	-
Matthew Langlois, DB	--	--	--	--	1/0	1/0	-

(Games Played/Starts)	'17	'18	'19	'20	'21	Total	Consecutive Starts
Bryce Langston, DL	--	--	--	--	1/0	1/0	-
Devonta Lee, WR	--	--	12/0	7/0	5/0	23/0	-
Cameron Lewis, S	2/0	3/0	13/0	9/0	3/1	30/1	-
Desmond Little, DE	--	--	--	--	2/0	2/0	-
Glen Logan, DE	12/2	13/10	11/10	8/8	--	44/30	-
Marlon Martinez, OL	--	--	--	9/0	5/1	14/1	-
Jack Mashburn, TE	--	--	--	3/0	4/0	7/0	-
Ezekeal Mata, PK	--	--	--	--	--	--	-
Darius McGhee, CB	--	--	--	--	4/0	4/0	-
Dwight McGlothern, CB	--	--	--	7/0	3/2	10/2	2
Aaron Moffitt, TE	--	--	12/0	--	1/0	12/0	-
Koy Moore, WR	--	--	--	10/1	4/0	14/1	-
Malik Nabers, WR	--	--	--	--	3/1	3/1	1
Corren Norman, RB	--	--	--	3/0	1/0	4/0	-
Garrett Nussmeier, QB	--	--	--	--	2/0	2/0	-
BJ Ojulari, OLB	--	--	--	10/1	5/4	15/5	4
Trey Palmer, WR	--	--	9/0	8/0	4/3	12/3	1
Greg Penn III, LB	--	--	--	--	2/0	2/0	-
Eli Ricks, CB	--	--	--	10/7	5/5	15/12	8
Jaquelin Roy, DL	--	--	--	9/0	5/0	14/0	-
Antoine Sampah, LB	--	--	--	5/0	2/0	7/0	-
Liam Shanahan, OL	--	--	--	10/10	5/5	15/15	15
Quentin Skinner, LS	--	1/0	--	10/0	5/0	16/0	-
Jared Small, LB	4/0	5/0	--	6/0	--	15/0	-
Maason Smith, DT	--	--	--	--	5/0	5/0	-
Deion Smith, WR	--	--	--	--	4/2	4/2	-
Preston Stafford, K	--	--	--	--	1/0	1/0	-
Derek Stingley Jr., CB	--	--	14/14	7/7	3/3	23/23	-
Navonteque Strong, LB	--	--	--	--	5/1	5/1	-
Kole Taylor, TE	--	--	--	7/2	5/1	12/3	-
Brian Thomas Jr., WR	--	--	--	--	5/3	5/3	-
Kardell Thomas, OL	--	--	--	1/0	3/0	4/0	-
Jordan Toles, S	--	--	--	8/0	4/0	12/0	-
Charles Turner, OL	--	--	2/0	8/1	3/1	13/2	-
Jay Ward, CB	--	--	11/0	9/3	3/3	23/6	2
Phillip Webb, LB	--	--	--	--	2/0	2/0	-
Josh White, LB	--	--	--	10/0	--	10/0	-
Josh Williams, RB	--	--	--	10/0	5/0	15/0	-
Cameron Wire, OT	--	--	5/0	9/6	2/1	14/5	-
Cade York, K	--	--	13/0	10/0	450	28/0	-

GAME-BY-GAME PARTICIPATION

##	PLAYER	GP/GS	UCLA	MCN	CMU	MSU	AU	UK	UF	OM	ALA	ARK	ULM	TAMU	BOWL
0	Maason Smith	5/0	XXX	XXX	XXX	XXX	XXX								
1	Eli Ricks	5/5	START	START	START	START	START								
1	Kayshon Boutte	5/5	START	START	START	START	START								
2	Dwight McGlothern	3/2	XXX	START	START								
2	Koy Moore	4/0	XXX	XXX	XXX	XXX	...								
3	Andre Anthony	3/3	START	START	START								
3	Tyrion Davis-Price	5/4	START	XXX	START	START	START								
4	Todd Harris Jr.	2/0	XXX	...	XXX								
5	Jay Ward	3/3	START	START	START								
5	Garrett Nussmeier	2/0	...	XXX	XXX								
6	Derrick Davis Jr.	5/0	XXX	XXX	XXX	XXX	XXX								
6	Deion Smith	4/2	...	XXX	START	START	XXX								
7	Derek Stingley Jr.	3/3	START	START	START								
8	Malik Nabers	3/1	XXX	XXX	START								
8	BJ Ojulari	5/24	XXX	START	START	START	START								
10	Jaray Jenkins	5/1	START	XXX	XXX	XXX	XXX								
11	Ali Gaye	3/3	START	START	START								
11	Brian Thomas Jr.	5/3	XXX	START	START	START	XXX								
12	Alex Adams	1/0	...	XXX								
13	Jontre Kirklín	1/0	XXX								
14	Max Johnson	5/5	START	START	START	START	START								
14	Matthew Langlois	1/0	XXX								
16	Devonta Lee	5/0	XXX	XXX	XXX	XXX	XXX								
17	Zavier Carter	2/0	XXX	XXX								
17	Chris Hilton	1/0	XXX								
18	Avery Atkins	5/0	XXX	XXX	XXX	XXX	XXX								
18	Damone Clark	5/5	START	START	START	START	START								
19	Mike Jones Jr.	5/0	XXX	XXX	XXX	XXX	XXX								
21	Jordan Toles	5/0	XXX	XXX	XXX	...	XXX								
21	Corey Kiner	4/0	...	XXX	XXX	XXX	XXX								
22	Armoni Goodwin	3/0	...	XXX	...	XXX	XXX								
22	Navonteque Strong	5/1	XXX	XXX	START	XXX	XXX								
23	Micah Baskerville	5/5	START	START	START	START	START								
23	Corren Norman	1/0	XXX								
24	Darren Evans	5/0	XXX	XXX	XXX	XXX	XXX								
25	Cordale Flott	5/5	START	START	START	START	START								
26	Damarius McGhee	4/0	XXX	...	XXX	XXX	XXX								
27	Josh Williams	5/0	XXX	XXX	XXX	XXX	XXX								
28	Major Burns	5/5	START	START	START	START	START								
29	Raydarious Jones	2/0	XXX	...	XXX								
30	Greg Penn III	2/0	XXX	XXX								
31	Cam Lewis	3/1	XXX	START	XXX								
32	Lloyd Cole	5/0	XXX	XXX	XXX	XXX	XXX								
33	Trey Palmer	4/3	START	START	...	XXX	START								
34	Antoine Sampah	2/0	...	XXX	XXX								
35	Nick Demas	5/0	XXX	XXX	XXX	XXX	XXX								
35	Salvion Jones	3/0	XXX	XXX	XXX								
36	Cade York	5/0	XXX	XXX	XXX	XXX	XXX								
38	Pig Cage	5/0	XXX	XXX	XXX	XXX	XXX								
39	Phillip Webb	2/0	...	XXX	XXX								
40	Landon Jackson	5/0	XXX	XXX	XXX	XXX	XXX								
42	Aaron Moffitt	1/0	XXX								
43	Preston Stafford	1/0	XXX								
48	Quentin Skinner	5/0	XXX	XXX	XXX	XXX	XXX								
53	Soni Fonua	1/0	XXX								
55	Jarell Cherry	2/0	XXX	XXX	...								
56	Liam Shanahan	5/5	START	START	START	START	START								
57	Chasen Hines	4/3	XXX	...	START	START	START								
58	Kardell Thomas	3/0	XXX	XXX	XXX								
59	Desmond Little	2/0	...	XXX	XXX								
61	Cameron Wire	2/1	START	XXX								
67	Spencer Payne	3/0	XXX	XXX	XXX								
69	Charles Turner	3/1	XXX	START	XXX								
70	Ed Ingram	5/5	START	START	START	START	START								
71	Xavier Hill	3/2	XXX	START	START								
72	Garrett Dellinger	5/1	XXX	XXX	XXX	START	XXX								
74	Marcus Dumervil	4/0	XXX	XXX	XXX	XXX	...								
75	Anthony Bradford	3/1	START	XXX	START								
76	Austin Deculus	4/4	START	...	START	START	START								
77	Marlon Martinez	5/1	XXX	START	XXX	XXX	XXX								
80	Jack Bech	5/4	START	XXX	START	START	START								
81	Bryce Langston	1/0	XXX								
82	Jack Mashburn	4/0	XXX	...	XXX	XXX	XXX								
87	Kole Taylor	5/1	XXX	START	XXX	XXX	XXX								
88	Evan Francioni	5/0	XXX	XXX	XXX	XXX	XXX								
90	Jacobian Guillory	3/0	...	XXX	XXX	...	XXX								
92	Neil Farrell Jr.	5/5	START	START	START	START	START								
94	Joseph Evans	5/4	START	START	START	XXX	START								
99	Jaquelin Roy	5/0	XXX	XXX	XXX	XXX	XXX								

GAME-BY-GAME NOTABLES

Opponent	Captains	Coin Toss	Kickoff/Receive	LSU 1st Poss.	Game Time (CT)	Game Length	Jerseys	Result
at UCLA	Anthony, Atkins, Clark, Deculus, Ingram	Won	Kickoff	Punt	7:30 p.m.	3:57	White	L, 38-27
vs. McNeese	Boutte, Farrell, Lee, Lewis, York	Won	Kickoff	Touchdown	7:00 p.m.	4:03	White	W, 34-7
vs. Central Michigan	Anthony, Evans, Jenkins, Ojulari, Shanahan	Lost	Recieve	Touchdown	6:30 p.m.	3:14	Purple	W, 49-21
at Mississippi St.	Boutte, Johnson, Jones, Ojulari, Ward	Lost	Kickoff	Touchdown	11:00 a.m.	3:30	White	W, 28-25
vs. Auburn	Atkins, Flott, Fonua, Jenkins, Kirklin	Lost	Kickoff	Touchdown	8:10 p.m.	3:35	White	L, 24-19
at Kentucky								
vs. Florida								
at Ole Miss								
at Alabama								
vs. ULM								
vs. Arkansas								
vs. Texas A&M								

2021 OFFENSIVE GAME-BY-GAME STARTERS

[illegible]

2021 DEFENSIVE GAME-BY-GAME STARTERS

[illegible]

LSU'S 20-YARD PLAYS

Play Breakdown

Pass.....	21
Rush.....	4
TOTAL.....	25

BY GAME

at UCLA.....	3
vs. McNeese St.	5
vs. Central Michigan.....	9
at Mississippi St.....	4
vs. Auburn.....	4
TOTAL.....	25

BY QUARTER

1st	5
2nd	8
3rd	7
4th	5
Overtime.....	0

RUSHING

Corey Kiner	2
Armoni Goodwin	1
Tyrion Davis-Price.....	1

PASSING

Max Johnson.....	20
Garrett Nussmeier	1

RECEIVING

Jack Bech	4
Kayshon Boutte.....	5
Deion Smith.....	3
Trey Palmer	2
Brian Thomas Jr.....	2
Tyrion Davis-Price.....	1
Devonta Lee	1
Koy Moore.....	1
Kole Taylor.....	1
Malik Nabers	1

20 OR MORE TOUCHDOWNS

Kayshon Boutte.....	3
Deion Smith.....	2
Jack Bech	1
Corey Kiner	1
Devonta Lee	1

20-Plus Yards Plays of 2021

Yards	Type	Player	Opp.	Qtr.
64	Pass	Kayshon Boutte from Max Johnson for a TD*	MSU	3
58	Pass	Trey Palmer from Max Johnson for a TD*	MSU	3
55	Pass	Kayshon Boutte from Max Johnson for a first down	AUB	1
45	Pass	Kayshon Boutte from Max Johnson for a TD*	UCLA	4
44	Pass	Kayshon Boutte from Max Johnson for a TD*	UCLA	3
41	Pass	Kole Taylor from Max Johnson for a TD*	MSU	3
41	Pass	Brian Thomas Jr. from Max Johnson for a first down	CMU	2
40	Pass	Deion Smith from Max Johnson for a TD*	CMU	1
40	Pass	Jack Bech from Max Johnson for a first doen	AUB	2
34	Pass	Deion Smith from Max Johnson for a first down	CMU	3
31	Pass	Kayshon Boutte from Max Johnson for a TD*	AUB	1
31	Pass	Jack Bech from Max Johnson for a first down	CMU	2
28	Pass	Deion Smith from Max Johnson for a TD*	CMU	1
28	Pass	Koy Moore from Garrett Nussmeier for a first down	CMU	4
26	Rush	Corey Kiner for a first down	CMU	4
25	Pass	Malik Nabers from Max Johnson for a first down	AUB	2
24	Pass	Jack Bech from Max Johnson for a first down	MCN	1
23	Rush	Tyrion Davis-Price for a TD*	MCN	4
21	Pass	Devonta Lee from Max Johnson for a TD*	CMU	3
21	Rush	Armoni Goodwin for a first down	MCN	1
21	Rush	Tyrion Davis-Price for a first down	MCN	2
21	Pass	Tyrion Davis-Price from Max Johnson for a first down	MCN	3
20	Pass	Jack Bech from Max Johnson for a TD*	CMU	2
20	Pass	Trey Palmer from Max Johnson for a first down	UCLA	3
20	Pass	Brian Thomas Jr. from Max Johnson for a first down	MSU	2

**Denotes play resulted in touchdown.*

LSU TEAM GAME HIGHS

Rushes	36	vs. McNeese St. (Sept. 11, 2021)
Yards Rushing	126	vs. McNeese St. (Sept. 11, 2021)
Yards Per Rush	3.5	vs. McNeese St. (Sept. 11, 2021)
		vs. Central Michigan (Sept. 18, 2021)
TD Rushes	1	vs. McNeese St. (Sept. 11, 2021)
Pass attempts	46	at UCLA (Sept. 4, 2021)
		vs. Auburn (Oct. 2, 2021)
Pass completions	27	vs. Central Michigan (Sept. 18, 2021)
Yards Passing	400	vs. Central Michigan (Sept. 18, 2021)
Yards Per Pass	16.5	at Mississippi St. (Sept. 25, 2021)
TD Passes	5	vs. Central Michigan (Sept. 18, 2021)
Total Plays	73	vs. McNeese St. (Sept. 11, 2021)
Total Offense	484	vs. Central Michigan (Sept. 18, 2021)
Yards Per Play	7.7	vs. Central Michigan (Sept. 18, 2021)
Points	49	vs. Central Michigan (Sept. 18, 2021)
Sacks By	8	vs. McNeese St. (Sept. 11, 2021)
First Downs	27	at UCLA (Sept. 4, 2021)
Penalties	6	vs. Central Michigan (Sept. 18, 2021)
		vs. Auburn (Oct. 2, 2021)
Penalty Yards	57	vs. Central Michigan. (Sept. 18, 2021)
Turnovers	1	at UCLA (Sept. 4, 2021)
		vs. Central Michigan (Sept. 18, 2021)
		at Mississippi St. (Sept. 25, 2021)
		vs. Auburn (Oct. 2, 2021)
Interceptions By	1	at UCLA (Sept. 4, 2021)
		vs. Central Michigan (Sept. 18, 2021)
		at Mississippi St. (Sept. 25, 2021)
		vs. Auburn (Oct. 2, 2021)
Punts	7	vs. McNeese St. (Sept. 11, 2021)
Punting Avg	45.2	vs. Central Michigan (Sept. 18, 2021)
Long Punt	55	vs. Central Michigan (Sept. 18, 2021)
Punts inside 20	4	at UCLA (Sept. 4, 2021)
Long Punt Return	24	at Mississippi St. (Sept. 25, 2021)

LSU INDIVIDUAL GAME HIGHS

Rushes	13	Tyrion Davis Price at UCLA (Sept. 4, 2021)
		Tyrion Davis-Price at Mississippi St. (Sept. 25, 2021)
Yards Rushing	74	Corey Kiner vs. Central Michigan (Sept. 18, 2021)
TD Rushes	1	Corey Kiner vs. McNeese St. (Sept. 11, 2021)
		Corey Kiner vs. Central Michigan (Sept. 18, 2021)
Long Rush	26	Corey Kiner vs. Central Michigan (Sept. 18, 2021)
Pass attempts	46	Max Johnson at UCLA (Sept. 4, 2021)
		Max Johnson vs. Auburn (Oct. 2, 2021)
Pass completions	26	Max Johnson at UCLA (Sept. 4, 2021)
		M. Johnson vs. Central Michigan (Sept. 18, 2021)
Yards Passing	372	M. Johnson vs. Central Michigan (Sept. 18, 2021)
TD Passes	5	M. Johnson vs. Central Michigan (Sept. 18, 2021)
Long Pass	64	Max Johnson at Mississippi St. (Sept. 25, 2021)
Receptions	9	Kayshon Boutte at UCLA (Sept. 4, 2021)
Yards Receiving	148	Kayshon Boutte at UCLA (Sept. 4, 2021)
TD Receptions	3	Kayshon Boutte at UCLA (Sept. 4, 2021)
Long Reception	64	Kayshon Boutte at Mississippi St. (Sept. 25, 2021)
Field Goals	4	Cade York vs. Auburn (Oct. 2, 2021)
Long Field Goal	56	Cade York vs. McNeese St. (Sept. 11, 2021)
Punts	7	Avery Atkins vs. McNeese St. (Sept. 11, 2021)
Punting Avg	45.2	Avery Atkins vs. Central Michigan (Sept. 18, 2021)
Long Punt	55	Avery Atkins vs. Central Michigan (Sept. 18, 2021)
Punts inside 20	4	Avery Atkins at UCLA (Sept. 4, 2021)
Long Punt Return	24	Trey Palmer at Mississippi St. (Sept. 25, 2021)
Long Kickoff Return	23	Trey Palmer at UCLA (Sept. 4, 2021)
Tackles	15	Damone Clark at Mississippi St. (Sept. 25, 2021)
Sacks	3.0	Maason Smith vs. McNeese St. (Sept. 11, 2021)
Tackles For Loss	3.5	Maason Smith vs. McNeese St. (Sept. 11, 2021)
Interceptions	1	Eli Ricks at UCLA (Sept. 4, 2021)
		Major Burns vs. Central Michigan (Sept. 18, 2021)
		Cordale Flott at Mississippi St. (Sept. 25, 2021)

OPPONENT TEAM GAME HIGHS

Rushes	48	at UCLA (Sept. 4, 2021)
Yards Rushing	215	at UCLA (Sept. 4, 2021)
Yards Per Rush	5.6	vs. Auburn (Oct. 2, 2021)
TD Rushes	2	at UCLA (Sept. 4, 2021)
		vs. Auburn (Oct. 2, 2021)
Pass attempts	62	at Mississippi St. (Sept. 25, 2021)
Pass completions	47	at Mississippi St. (Sept. 25, 2021)
Yards Passing	371	at Mississippi St. (Sept. 25, 2021)
Yards Per Pass	28.9	at UCLA (Sept. 4, 2021)
TD Passes	3	at UCLA (Sept. 4, 2021)
		at Mississippi St. (Sept. 25, 2021)
Total Plays	88	at Mississippi St. (Sept. 25, 2021)
Total Offense	486	at Mississippi St. (Sept. 25, 2021)
Yards Per Play	7.4	at UCLA (Sept. 4, 2021)
Points	38	at UCLA (Sept. 4, 2021)
Sacks By	3	vs. McNeese St. (Sept. 11, 2021)
		vs. Auburn (Oct. 2, 2021)
First Downs	29	at Mississippi St. (Sept. 25, 2021)
Penalties	10	at Mississippi St. (Sept. 25, 2021)
Penalty Yards	70	at UCLA (Sept. 4, 2021)
Turnovers	2	vs. Central Michigan (Sept. 18, 2021)
		at Mississippi St. (Sept. 25, 2021)
Interceptions By	1	at UCLA (Sept. 4, 2021)
		vs. Central Michigan (Sept. 18, 2021)
		at Mississippi St. (Sept. 25, 2021)
		vs. Auburn (Oct. 2, 2021)
Punts	12	vs. McNeese St. (Sept. 11, 2021)
Punting Avg	49.0	vs. Central Michigan (Sept. 18, 2021)
Long Punt	60	vs. Central Michigan (Sept. 18, 2021)
Punts inside 20	4	vs. Central Michigan (Sept. 18, 2021)
Long Punt Return	20	vs. McNeese St. (Sept. 11, 2021)

OPPONENT INDIVIDUAL GAME HIGHS

Rushes	17	Brittain Brown at UCLA (Sept. 4, 2021)
Yards Rushing	117	Zach Charbonnet at UCLA (Sept. 4, 2021)
TD Rushes	1	Zach Charbonnet at UCLA (Sept. 4, 2021)
		Brittain Brown at UCLA (Sept. 4, 2021)
		Bo Nix vs. Auburn (Oct. 2, 2021)
		Jarquez Hunter vs. Auburn (Oct. 2, 2021)
Long Rush	44	Jarquez Hunter vs. Auburn (Oct. 2, 2021)
Pass attempts	62	Will. Rogers at Mississippi St. (Sept. 25, 2021)
Pass completions	47	Will Rogers at Mississippi St. (Sept. 25, 2021)
Yards Passing	371	Will Rogers at Mississippi St. (Sept. 25, 2021)
TD Passes	3	D. Thompson-Robinson at UCLA (Sept. 4, 2021)
		Will Rogers at Mississippi St. (Sept. 25, 2021)
Long Pass	78	J. Simon vs. Central Michigan (Sept. 18, 2021)
Receptions	9	Jo'Quavious Marks at Mississippi St. (Sept. 25, 2021)
		Dillon Johnson at Mississippi St. (Sept. 25, 2021)
Yards Receiving	117	Greg Dulcich at UCLA (Sept. 4, 2021)
TD Receptions	1	Greg Dulcich at UCLA (Sept. 4, 2021)
		Kyle Philips at UCLA (Sept. 4, 2021)
		Chase Cota at UCLA (Sept. 4, 2021)
		Carlo Williams vs. McNeese St. (Sept. 11, 2021)
		J. Sullivan vs. Central Michigan (Sept. 18, 2021)
		Joel Wilson vs. Central Michigan (Sept. 18, 2021)
		Jo'Quavious Marks at Mississippi St. (Sept. 25, 2021)
		Makai Polk at Mississippi St. (Sept. 25, 2021)
		Austin Williams at Mississippi St. (Sept. 25, 2021)
		Tyler Fromm vs. Auburn (Oct. 2, 2021)
Long Reception	78	J. Sullivan vs. Central Michigan (Sept. 18, 2021)
Field Goals	3	Anders Carlson vs. Auburn (Oct. 2, 2021)
Long Field Goal	51	Anders Carlson vs. Auburn (Oct. 2, 2021)
Punts	10	Callum Eddings vs. McNeese St. (Sept. 4, 2021)
Punting Avg	49.0	L. Elzinga vs. Central Michigan (Sept. 18, 2021)
Long Punt	60	L. Elzinga vs. Central Michigan (Sept. 18, 2021)
Punts inside 20	4	L. Elzinga vs. Central Michigan (Sept. 18, 2021)
Long Punt Return	20	Mason Pierce vs. McNeese St. (Sept. 4, 2021)
Long Kickoff Return	27	Kazmeir Allen at UCLA (Sept. 4, 2021)
Tackles	12	Zakoby McClain vs. Auburn (Oct. 2, 2021)
Sacks	1	Derick Hall vs. Auburn (Oct. 2, 2021)
Tackles For Loss	1.5	Aaron Odum at Mississippi St. (Sept. 25, 2021)
		Derick Hall vs. Auburn (Oct. 2, 2021)
Interceptions	1	Caleb Johnson at UCLA (Sept. 4, 2021)
		Devonni Reed vs. Central Michigan (Sept. 18, 2021)
		Emmanuel Forbes at Mississippi St. (Sept. 25, 2021)
		Bydarrius Knighten vs. Auburn (Oct. 2, 2021)

DRIVE SUPERLATIVES

Longest Drive		LSU	Opponents
No. of Plays	12 at UCLA (9/4/2021) results in a FG; vs. CMU (9/18/2021) results in TD 12 vs. Auburn (10/2/2021) results in a FG		14 at Mississippi St (9/25/2021) results in a Missed FG
By No. of Yards	93 vs. Central Michigan (9/18/2021) results in a TD		92 vs. Auburn (10/2/2021) results in a TD
By Time of Possession	5:42 vs. Auburn (10/2/2021) results in a FG		5:31 vs. Central Michigan (9/18/2021) results in TOD
Shortest Drive		LSU	Opponents
By No. of Plays	1 vs. Central Michigan (9/18/2021) results in Half 1 at Mississippi St. (9/25/2021) results in TD 1 vs. Auburn (10/2/2021) results in Half		1 at UCLA (9/4/2021) results in a TD 1 vs. McNeese St (9/11/2021) results in End of Half
By No. of Yards	-13 vs. Central Michigan (9/18/2021) results in Punt		-6 vs. McNeese St. (9/11/2021) results in a Punt
By Time of Possession	0:10 at Mississippi St. (9/25/2021) results in a TD		0:10 vs. McNeese St. (9/11/2021) results in End of Half

SCORING DRIVE BREAKDOWN

Yardage	LSU		Opponent	
	TD	FG	TD	FG
No. Drive	-	-	-	-
Neg. Yards	-	-	-	-
0-9	-	-	1	-
10-19	-	2	1	-
20-29	1	1	-	-
30-39	1	1	-	-
40-49	1	1	-	2
50-59	2	2	1	1
60-69	5	1	1	2
70-79	5	-	8	-
80-89	-	-	1	1
90-99	3	-	1	-
TOTALS	18	8	14	6

GAME-OPENING DRIVES

	PTS	LSU		PTS	Opponent	
		1STS	YDS		1STS	YDS
at UCLA	0	2	35	0	1	28
vs. McNeese	7	2	62	0	0	6
vs. Central Michigan	7	4	65	0	1	8
at Mississippi State	7	3	65	0	2	38
vs. Auburn	7	3	91	0	1	27
at Kentucky	-	-	-	-	-	-
vs. Florida	-	-	-	-	-	-
at Ole Miss	-	-	-	-	-	-
at Alabama	-	-	-	-	-	-
vs. ULM	-	-	-	-	-	-
vs. Arkansas	-	-	-	-	-	-
vs. Texas A&M	-	-	-	-	-	-
TOTALS	28	14	318	0	5	107

THREE AND OUTS

	LSU		Opponent	
	THREE AND OUTS/DRIVES	THREE AND OUTS/DRIVES	THREE AND OUTS/DRIVES	THREE AND OUTS/DRIVES
at UCLA	3/12		2/13	
vs. McNeese	4/15		8/15	
vs. Central Michigan	3/13		3/12	
at Mississippi State	1/11		1/11	
vs. Auburn	2/11		2/11	
at Kentucky	--		--	
vs. Florida	--		--	
at Ole Miss	--		--	
at Alabama	--		--	
vs. ULM	--		--	
vs. Arkansas	--		--	
vs. Texas A&M	--		--	
TOTALS	13/62		16/62	

SECOND-HALF OPENING DRIVES

	PTS	LSU		PTS	Opponent	
		1STS	YDS		1STS	YDS
at UCLA	0	2	24	7	1	17
vs. McNeese	0	0	7	0	2	33
vs. Central Michigan	7	4	93	0	1	18
at Mississippi State	7	2	75	0	4	60
vs. Auburn	3	4	40	0	1	40
at Kentucky	-	-	-	-	-	-
vs. Florida	-	-	-	-	-	-
at Ole Miss	-	-	-	-	-	-
at Alabama	-	-	-	-	-	-
vs. ULM	-	-	-	-	-	-
vs. Arkansas	-	-	-	-	-	-
vs. Texas A&M	-	-	-	-	-	-
TOTALS	17	12	239	7	9	168

LSU DRIVE CHARTS

UCLA

QTR	TIME	START	PL-YDS	TOP	RESULT
1	12:14	LSU 9	6-35	3:18	Punt
1	7:19	LSU 28	9-15	4:07	Punt
1	0:10	LSU 37	8-63	2:36	TD
2	12:20	LSU 25	3- -1	1:00	Punt
2	9:49	LSU 25	6-36	2:42	Punt
2	4:44	UCLA 33	5-26	0:51	FG
2	1:52	LSU 31	3-2	1:02	Punt
3	15:00	LSU 25	7-24	3:25	INT
3	10:52	LSU 25	4-75	1:56	TD
3	6:38	LSU 25	12-60	5:31	FG
4	12:28	LSU 30	3-5	1:23	Punt
4	6:25	LSU 27	7-73	2:17	TD

MCNEESE ST.

QTR	TIME	START	PL-YDS	TOP	RESULT
1	13:49	LSU 38	10-62	5:33	TD
1	3:42	LSU 20	6-24	2:22	Downs
2	15:00	LSU 13	3-5	0:14	Punt
2	14:07	LSU 16	6-27	3:11	Punt
2	7:42	MCN 28	3-28	0:44	TD
2	5:35	LSU 44	9-19	3:54	FG
2	0:37	LSU 37	3-6	0:27	Punt
3	14:57	LSU 26	3-7	1:21	Punt
3	9:55	LSU 20	4-28	1:57	Punt
3	4:38	MCN 49	7-49	1:51	TD
3	0:52	MCN 50	7-12	0:57	FG
4	11:55	LSU 34	3-5	1:27	Punt
4	8:42	LSU 50	3-50	1:05	TD
4	4:30	LSU 25	6-12	2:02	Punt
4	1:22	LSU 27	2- -3	1:22	End

CENTRAL MICHIGAN

QTR	TIME	START	PL-YDS	TOP	RESULT
1	15:00	LSU 35	8-65	3:12	TD
1	7:20	CMU 45	3- -13	2:24	Punt
1	2:45	LSU 37	3-63	0:53	TD
1	0:15	LSU 20	5-25	1:55	Punt
2	11:58	LSU 35	12-65	5:04	TD
2	3:00	LSU 8	4-92	0:45	TD
2	0:30	LSU 39	1- -2	0:30	Half
3	12:42	LSU 7	9-93	3:08	TD
3	6:47	LSU 10	3-4	1:06	INT
3	5:41	LSU 35	3- -7	2:04	Punt
3	1:26	LSU 16	3-0	0:31	Punt
4	10:47	LSU 25	6-75	3:28	TD
4	1:48	LSU 21	3-14	1:48	End

MISSISSIPPI ST.

QTR	TIME	START	PL-YDS	TOP	RESULT
1	12:38	MSU 35	9-35	3:34	TD
1	6:37	LSU 19	5-13	1:44	Punt
1	1:33	LSU 11	5-27	1:55	Punt
2	8:19	LSU 25	4-18	2:11	INT
2	3:59	LSU 39	6-20	3:18	Punt
3	15:00	LSU 25	2-75	0:38	TD
3	8:55	LSU 20	7-36	4:23	Punt
3	3:45	LSU 42	1-58	0:10	TD
3	0:26	LSU 25	9-75	3:54	TD
4	6:48	LSU 25	3-4	1:12	Punt
4	1:53	MSU 41	3- -3	1:53	End

AUBURN

QTR	TIME	START	PL-YDS	TOP	RESULT
1	11:58	LSU 9	8-91	5:25	TD
1	2:12	LSU 34	10-52	3:37	FG
2	12:04	LSU 41	8-51	3:26	FG
2	4:50	LSU 17	6-42	1:31	Punt
2	0:14	LSU 25	1- -1	0:14	Half
3	15:00	AUB 45	12-40	4:00	FG
3	9:08	LSU 38	11-29	5:42	FG
4	14:16	LSU 25	3-5	0:57	Punt
4	11:52	LSU 27	6-20	2:28	Punt
4	8:55	LSU 46	3-3	1:49	Punt
4	3:11	LSU 25	7-21	2:02	INT

OPPONENT DRIVE CHARTS

UCLA

QTR	TIME	START	PL-YDS	TOP	RESULT
1	14:53	UCLA 26	6-28	2:39	Punt
1	8:56	UCLA 18	3-8	1:37	Punt
1	3:12	UCLA 9	5-15	3:02	Punt
2	12:34	UCLA 25	1-75	0:14	TD
2	11:20	UCLA 29	6-71	1:31	TD
2	7:07	UCLA 6	5-11	2:23	INT
2	3:53	UCLA 25	3-7	2:01	Punt
2	0:50	UCLA 30	2- -1	0:50	Half
3	11:35	LSU 17	3-17	0:43	TD
3	8:56	UCLA 25	6-50	2:18	FG
3	0:59	UCLA 27	8-73	3:51	TD
4	11:05	UCLA 19	8-81	4:34	TD
4	4:07	LSU 42	8-16	4:07	End

MCNEESE ST.

QTR	TIME	START	PL-YDS	TOP	RESULT
1	15:00	MCN 25	3-6	1:11	Punt
1	8:16	MCN 25	9-25	4:34	Punt
1	1:20	LSU 44	3-2	1:20	Punt
2	14:46	MCN 48	3-2	0:39	Punt
2	10:56	MCN 16	6-12	3:14	Fumble
2	6:58	MCN 25	3-2	1:23	Punt
2	1:41	MCN 25	3-1	1:04	Punt
2	0:10	MCN 12	1-3	0:10	Half
3	13:36	MCN 20	6-33	3:41	Punt
3	7:58	MCN 18	6-3	3:20	Punt
3	2:39	MCN 22	3- -6	1:47	Punt
4	14:55	MCN 25	5-14	3:00	Punt
4	10:28	MCN 25	3- -5	1:46	Punt
4	7:32	MCN 21	5-79	3:02	TD
4	2:28	MCN 46	3- -4	1:06	Punt

CENTRAL MICHIGAN

QTR	TIME	START	PL-YDS	TOP	RESULT
1	11:48	CMU 25	4-8	1:43	Fumble
1	10:05	CMU 25	6-14	2:45	INT
1	4:56	CMU 6	3- -1	2:11	Punt
1	1:52	CMU 25	3-75	1:27	TD
2	13:20	CMU 20	3-9	1:22	Punt
2	6:54	CMU 25	7-18	3:54	Punt
2	2:15	CMU 25	8-36	1:45	Downs
3	15:00	CMU 25	4-18	2:18	Punt
3	9:34	CMU 25	4-5	2:47	Punt
3	3:37	CMU 32	3-0	2:11	Punt
3	0:55	CMU 50	12-50	5:08	TD
4	7:19	CMU 25	13-54	5:31	Downs

MISSISSIPPI ST.

QTR	TIME	START	PL-YDS	TOP	RESULT
1	15:00	MSU 25	6-45	2:22	Fumb
1	9:04	MSU 25	5-18	2:27	Punt
1	4:53	MSU 37	7-38	3:20	INT
2	14:38	MSU 15	14-80	6:19	FG
2	6:08	MSU 20	5-12	2:09	Punt
2	0:41	MSU 10	4-32	0:41	Half
3	14:22	MSU 25	14-60	5:27	FG
3	4:32	MSU 20	3-0	0:47	Punt
3	3:35	MSU 25	8-75	3:09	TD
4	11:32	MSU 25	12-75	4:44	TD
4	5:36	MSU 34	12-66	3:43	TD

MISSISSIPPI ST.

QTR	TIME	START	PL-YDS	TOP	RESULT
1	15:00	AUB 30	6-27	3:02	Punt
1	6:33	AUB 25	11-41	4:21	FG
2	13:31	AUB 19	5-40	1:27	Downs
2	8:38	AUB 25	10-75	3:45	TD
2	3:19	AUB 6	13-62	3:05	FG
3	11:00	AUB 25	7-40	1:52	FG
3	3:26	AUB 25	9-75	4:10	TD
4	13:19	AUB 25	3-4	1:27	Punt
4	9:24	AUB 13	3-0	0:29	Punt
4	7:06	AUB 8	11-92	3:55	TD
4	1:09	AUB 39	2- -3	1:09	Half

TURNOVERS

Opponent	Forced by LSU					Forced By Opponent			
	Fum	Int	Tot	Pts Off	Margin	Fum	Int	Tot	Pts Off
at UCLA	0	1	1	3	-2	2	1	3	7
vs. McNeese	1	0	1	7	+1	0	0	0	0
vs. Central Michigan	1	1	2	7	-	1	1	2	7
at Mississippi State	1	1	2	7	+1	0	1	1	0
vs. Auburn	0	0	0	0	-2	1	1	2	0
at Kentucky	-	-	-	-	-	-	-	-	-
vs. Florida	-	-	-	-	-	-	-	-	-
at Ole Miss	-	-	-	-	-	-	-	-	-
at Alabama	-	-	-	-	-	-	-	-	-
vs. ULM	-	-	-	-	-	-	-	-	-
vs. Arkansas	-	-	-	-	-	-	-	-	-
vs. Texas A&M	-	-	-	-	-	-	-	-	-
TOTALS	3	3	6	24	-	3	3	6	14

LSU BIG PLAYS

Opponent	Rushing				Passing				Special Teams	
	10-19	20-29	30-39	40+	20-29	30-39	40-49	50+	Block	Ret. TD
at UCLA	1	0	0	0	1	0	2	0	0	0
vs. McNeese	2	3	0	0	2	0	0	0	0	0
vs. Central Michigan	3	1	0	0	4	2	2	0	0	0
at Mississippi State	2	0	0	0	1	0	1	2	0	0
vs. Auburn	2	0	0	0	1	0	1	1	1	0
at Kentucky	-	-	-	-	-	-	-	-	-	-
vs. Florida	-	-	-	-	-	-	-	-	-	-
at Ole Miss	-	-	-	-	-	-	-	-	-	-
at Alabama	-	-	-	-	-	-	-	-	-	-
vs. ULM	-	-	-	-	-	-	-	-	-	-
vs. Arkansas	-	-	-	-	-	-	-	-	-	-
vs. Texas A&M	-	-	-	-	-	-	-	-	-	-
TOTALS	10	4	0	0	9	2	6	3	1	0

OPPONENT BIG PLAYS

Opponent	Rushing				Passing				Special Teams	
	10-19	20-29	30-39	40+	20-29	30-39	40-49	50+	Block	Ret. TD
at UCLA	8	1	0	1	1	2	1	1	0	0
vs. McNeese	1	0	2	0	0	0	1	0	0	0
vs. Central Michigan	3	0	0	0	4	2	2	0	0	0
at Mississippi State	4	0	0	0	3	0	0	0	0	0
vs. Auburn	3	1	0	1	2	1	0	0	-	-
at Kentucky	-	-	-	-	-	-	-	-	-	-
vs. Florida	-	-	-	-	-	-	-	-	-	-
at Ole Miss	-	-	-	-	-	-	-	-	-	-
at Alabama	-	-	-	-	-	-	-	-	-	-
vs. ULM	-	-	-	-	-	-	-	-	-	-
vs. Arkansas	-	-	-	-	-	-	-	-	-	-
vs. Texas A&M	-	-	-	-	-	-	-	-	-	-
TOTALS	19	2	2	2	10	5	4	1	0	0

TEAM STATISTICS

TEAM STATISTICS	LSU	OPP			
Scoring	157	115			
Points per game	31.4	23.0			
Points Off Turnovers	24	14			
First Downs	98	98			
Rushing	25	36			
Passing	65	57			
Penalty	8	5			
Rushing Yardage	353	595			
Yards gained rushing	487	776			
Yards lost rushing	134	181			
Rushing attempts	137	175			
Average per rush	2.6	3.4			
Average per game	70.6	119.0			
TDs Rushing	2	4			
Passing Yardage	1516	1240			
Comp-Att-Int	117-195-4	115-185-3			
Average per pass	7.8	6.7			
Average per catch	13.0	10.8			
Average per game	303.2	248.0			
TDs Passing	16	10			
Total offense	1869	1835			
Total plays	332	360			
Average per play	5.6	5.1			
Average per game	373.8	367.0			
Kick returns: #-Yards	4-76	5-107			
Punt returns: #-Yards	10-47	3-27			
Int returns: #-Yards	3-18	4-51			
Kick return average	19.0	21.4			
Punt return average	4.7	9.0			
Int return average	6.0	12.8			
Fumbles-Lost	6-0	4-3			
Penalties-Yards	21-174	24-199			
Average per game	34.8	39.8			
Punts-Yards	26-1055	28-1091			
Average per punt	40.6	39.0			
Net punt average	38.0	37.3			
Kickoffs-Yards	32-2019	24-1338			
Average per kick	63.1	55.8			
Net kick average	39.1	35.2			
Time of possession / game	28:26	31:42			
3rd-down conversion	27/72	38/83			
3rd-down pct	38%	46%			
4rd-down conversion	5/7	3/6			
4rd-down pct	71%	50%			
Sacks by-Yards	20-120	11-73			
Misc Yards	0	0			
Touchdowns scored	19	15			
Field goals - attempts	8-8	3-6			
On-Side kicks	0-0	1-1			
Red-zone scores	(14-14) 100%	(9-11) 82%			
Red-zone touchdowns	(9-14) 64%	(8-11) 73%			
PAT-attempts	(19-19) 100%	(15-16) 94%			
Attendance	284484	118421			
Games / Avg per game	3/94828	2/59211			
Neutral site games	-	0/0			
Score by quarters	1st	2nd	3rd	4th	Total
LSU	42	40	44	31	157
Opponents	7	27	24	57	115

GAME RESULTS

09/04/2021	at UCLA	L 27-38	0-1	0-0	3:57	68123
09/11/2021	McNeese	W 34-7	1-1	0-0	4:03	94220
09/18/2021	Central Mich.	W 49-21	2-1	0-0	3:15	92547
* 09/25/2021	at Mississippi St.	W 28-25	3-1	1-0	3:30	50298
* 10/02/2021	Auburn	L 19-24	3-2	1-1	3:36	97717

SCORING

	TD	FGs	PATs Kick	Rush	Rcv	Pass	DXP	Saf	Points
Kayshon Boutte	9	-	-	-	-	-	-	-	54
Cade York	-	8-8	18-18	-	-	-	-	-	42
Trey Palmer	2	-	-	-	-	-	-	-	12
Deion Smith	2	-	-	-	-	-	-	-	12
Corey Kiner	2	-	-	-	-	-	-	-	12
Andre Anthony	1	-	-	-	-	-	-	-	6
Devonta Lee	1	-	-	-	-	-	-	-	6
Kole Taylor	1	-	-	-	-	-	-	-	6
Jack Bech	1	-	-	-	-	-	-	-	6
Preston Stafford	-	-	1-1	-	-	-	-	-	1
Total	19	8-8	19-19	0	0	0	0	0	157
Opponents	15	3-6	14-14	0	1	1	0	0	115

TOTAL OFFENSE

	GP	Plays	Rush	Pass	Total	Avg/G
Max Johnson	4	160	10	1160	1170	292.5
Corey Kiner	3	27	144	0	144	48.0
Tyrion Davis-Price	4	40	123	0	123	30.8
Armoni Goodwin	2	5	34	0	34	17.0
Josh Williams	4	7	33	0	33	8.3
Garrett Nussmeier	2	16	-15	47	32	16.0
Trey Palmer	3	1	3	0	3	1.0
Team	4	0	-12	-16	-28	-7.0
Total	4	261	320	1191	1511	377.8
Opponents	4	283	432	950	1382	345.5

RUSHING

	GP-GS	Att	Gain	Loss	Net	Avg	TD	Long	Avg/G
Corey Kiner	4	32	174	8	166	5.2	2	26	41.5
Tyrion Davis-Price	5	45	157	16	141	3.1	0	21	28.2
Armoni Goodwin	3	7	38	0	38	5.4	0	21	12.7
Josh Williams	5	8	35	0	35	4.4	0	10	7.0
Max Johnson	5	34	80	60	20	0.6	0	12	4.0
Trey Palmer	4	1	3	0	3	3.0	0	3	0.8
Garrett Nussmeier	2	2	0	15	-15	-7.5	0	0	-7.5
Team	5	8	0	35	-35	-4.4	0	0	-7.0
Total	5	137	487	134	353	2.6	2	26	70.6
Opponents	5	175	776	181	595	3.4	4	44	119.0

PASSING

	GP-GS	Effic	Cmp-Att-Int	Pct	Yards	TD	Long	Avg/G
Max Johnson	5	155.4	113-181-4	62.4	1469	16	64	293.8
Garrett Nussmeier	2	56.8	4-14-0	28.6	47	0	28	23.5
Total	5	148.3	117-195-4	60.0	1516	16	64	303.2
Opponents	5	133.1	115-185-3	62.2	1240	10	78	248.0

RECEIVING

	GP-GS	No.	Yards	Avg	TD	Long	Avg/G
Kayshon Boutte	5	30	436	14.5	9	64	87.2
Jack Bech	5	19	252	13.3	1	40	50.4
Trey Palmer	4	12	142	11.8	2	58	35.5
Brian Thomas Jr.	5	11	143	13.0	0	41	28.6
Deion Smith	4	10	177	17.7	2	40	44.3
Jaray Jenkins	5	7	81	11.6	0	17	16.2
Devonta Lee	5	5	47	9.4	1	21	9.4
Koy Moore	4	5	71	14.2	0	28	17.8
Kole Taylor	5	5	63	12.6	1	41	12.6
Malik Nabers	3	4	40	10.0	0	25	13.3
Tyrion Davis-Price	5	3	35	11.7	0	21	7.0
Josh Williams	5	3	16	5.3	0	17	3.2
Alex Adams	1	1	5	5.0	0	5	5.0
Corey Kiner	4	1	6	6.0	0	6	1.5
Armoni Goodwin	3	1	2	2.0	0	2	0.7
Total	5	117	1516	13.0	16	64	303.2
Opponents	5	115	1240	10.8	10	78	248.0

ALL-PURPOSE

	GP	Rush	Rcv	PR	KR	IR	Total	Avg/G
Kayshon Boutte	5	0	436	0	20	0	456	91.2
Jack Bech	5	0	252	0	0	0	252	50.4
Trey Palmer	4	3	142	47	56	0	248	62.0
Deion Smith	4	0	177	0	0	0	177	44.3
Tyrion Davis-Price	5	141	35	0	0	0	176	35.2
Corey Kiner	4	166	6	0	0	0	172	43.0
Brian Thomas Jr.	5	0	143	0	0	0	143	28.6
Jaray Jenkins	5	0	81	0	0	0	81	16.2
Koy Moore	4	0	71	0	0	0	71	17.8
Kole Taylor	5	0	63	0	0	0	63	12.6
Josh Williams	5	35	16	0	0	0	51	10.2
Devonta Lee	5	0	47	0	0	0	47	9.4
Malik Nabers	3	0	40	0	0	0	40	13.3
Armoni Goodwin	3	38	2	0	0	0	40	13.3
Max Johnson	5	20	0	0	0	0	20	4.0
Major Burns	5	0	0	0	0	18	18	3.6
Alex Adams	1	0	5	0	0	0	5	5.0
Garrett Nussmeier	2	-15	0	0	0	0	-15	-7.5
Team	5	-35	0	0	0	0	-35	-7.0
Total	5	353	1516	47	76	18	2010	402.0
Opponents	5	595	1240	27	107	51	2020	404.0

PUNT RETURNS

	No.	Yards	Avg	TD	Long
Trey Palmer	6	47	7.8	0	24
Koy Moore	3	0	0.0	0	1
Deion Smith	1	0	0.0	0	0
Total	10	47	4.7	0	24
Opponents	3	27	9.0	0	20

INTERCEPTIONS

	No.	Yards	Avg	TD	Long
Cordale Flott	1	0	0.0	0	0
Eli Ricks	1	0	0.0	0	0
Major Burns	1	18	18.0	0	18
Total	3	18	6.0	0	18
Opponents	4	51	12.8	1	34

KICK RETURNS

	No.	Yards	Avg	TD	Long
Trey Palmer	3	56	18.7	0	23
Kayshon Boutte	1	20	20.0	0	20
Total	4	76	19.0	0	23
Opponents	5	107	21.4	0	27

FUMBLE RETURNS

	No.	Yards	Avg	TD	Long
Total	0	35	0.0	1	35
Opponents	0	0	0.0	0	0

PUNTING

	No.	Yards	Avg	Long	TB	FC	I20	50+	Blkd
Avery Atkins	26	1055	40.6	55	2	17	13	3	0
Total	26	1055	40.6	55	2	17	13	3	0
Opponents	28	1091	39.0	60	0	9	9	5	0

KICKOFFS

	No.	Yards	Avg	TB	OB	Retn	Net	YdLn
Avery Atkins	30	1942	64.7	25	0			
Cade York	2	77	38.5	1	0			
Total	32	2019	63.1	26	0	5	39.1	25
Opponents	24	1338	55.8	10	3	4	35.2	29

FIELD GOALS

	Made-Att	Pct	01-19	20-29	30-39	40-49	50-99	Long	Blkd
Cade York	8-8	100.0	0-0	3-3	2-2	0-0	3-3	56	0
Opponents	3-6	50.0	0-0	1-1	0-1	2-2	0-2	49	1

FG SEQUENCE

	LSU	Opponents
UCLA	(26),(33)	(43)
McNeese	(55),(56)	
Mississippi St.	(23),33	
Auburn	(33),(26),(22),(51)	51,(49),52

Numbers in (parentheses) indicate field goal was made.

DEFFENSIVE LEADERS

	GP	Tackles				Sacks No-Yds	Pass Defense				Fumbles		Blkd	
		Solo	Ast	Total	TFL-Yds		Int-Yds	BU	QBh	PD	Rcv-Yds	FF	Kick	Saf
18 Damone Clark	5	36	19	55	4-4	1-0	.	1	.	.	1-35	.	.	.
23 Micah Baskerville	5	12	15	27	4.5-7	.	.	2
28 Major Burns	5	16	9	25	.	.	1-18	1
25 Cordale Flott	5	16	7	23	1-3	.	1-0	2	.	.	.	1	.	.
5 Jay Ward	3	10	9	19	1	.
22 Navonteque Strong	4	10	6	16	1.5-2	1-1	.	1
8 BJ Ojulari	5	8	6	14	5-37	4.5-35	.	.	3
11 Ali Gaye	3	10	4	14	2-14	2-14	.	1
99 Jaquelin Roy	5	7	6	13	2.5-2	0.5-0	.	.	2	.	1-0	1	.	.
2 Dwight McGlothern	3	9	3	12	2-8	.	.	.	1
92 Neil Farrell Jr.	5	5	6	11	2.5-2	.	.	1	1
0 Maason Smith	4	9	2	11	3.5-24	3-22
31 Cameron Lewis	4	7	3	10	1.5-6	0.5-4	.	1	2
1 Eli Ricks	5	8	2	10	0.5-1	.	1-0	1
19 Mike Jones Jr.	3	3	7	10
21 Jordan Toles	4	6	3	9
7 Derek Stingley Jr.	3	6	2	8	2.5-5	1	.	.
59 Desmond Little	2	4	4	8	2-13	1.5-11
94 Joseph Evans	4	3	5	8	2-5
3 Andre Anthony	3	3	5	8	4-30	3.5-29	1-0	.	.	.
24 Darren Evans	3	5	1	6
90 Jacobian Guillory	2	2	4	6	1.5-3	1.5-3
55 Jarell Cherry	2	1	2	3	1.5-2	1-1
30 Greg Penn III	1	2	.	2
53 Soni Fonua	1	2	.	2
4 Todd Harris Jr.	1	1	1	2
1 Kayshon Boutte	1	2	.	2
6 Derrick Davis Jr.	1	1	.	1
35 Saivion Jones	1	.	1	1	1
6 Deion Smith	1	1	.	1
76 Austin Deculus	2	1	.	1	1-0	.	.	.
18 Avery Atkins	1	1	.	1
29 Raydarious Jones	1	1
69 Charles Turner	1	1-0	.	.	.
39 Phillip Webb	1	1
Totals	5	207	132	339	44-168	20-120	3-18	12	11	0	5-35	3	1	0
Opponents	5	161	146	307	21-89	11-73	4-51	21	20	0-0	4	0	0	0

PASSING

#14 Max Johnson	Comp-Att-Int	Pct	Yards	TD	Long	Sack-Yds	Effic
UCLA	26-46-1	56.5	330	3	45	2-15	134.0
McNeese	18-27-0	66.7	162	3	24	2-9	153.7
Central Mich.	26-35-1	74.3	372	5	41	0-0	205.0
Mississippi St.	17-27-1	63.0	280	4	64	2-15	191.6
Auburn	26-46-1	56.5	325	1	55	3-19	118.7
Totals	113-181-4	62.4	1469	16	64	9-58	155.4

#5 Garrett Nussmeier	Comp-Att-Int	Pct	Yards	TD	Long	Sack-Yds	Effic
McNeese	3-10-0	30.0	19	0	9	1-5	46.0
Central Mich.	1-4-0	25.0	28	0	28	1-10	83.8
Totals	4-14-0	28.6	47	0	28	2-15	56.8

RUSHING

	no-yds/td	UCLA	MCN	CMU	MSU	AUB
T. Davis-Price	45-141/0	13-31/0	8-37/0	6-4/0	13-51/0	5-18/0
Max Johnson	34-20/0	11-16/0	8-0/0	1-4/0	4--10/0	10-10/0
Corey Kiner	32-166/2	DNP	11-56/1	12-74/1	4-14/0	5-22/0
Josh Williams	8-35/0	1-2/0	4-16/0	2-15/0	-	1-2/0
A. Goodwin	7-38/0	DNP	2-23/0	DNP	3-11/0	2-4/0
G. Nussmeier	2--15/0	DNP	1--5/0	1--10/0	DNP	DNP
Trey Palmer	1-3/0	-	1-3/0	DNP	-	-

RECEIVING

	no-yds/td	UCLA	MCN	CMU	MSU	AUB
Kayshon Boutte	30-436/9	9-148/3	5-32/2	6-44/1	4-85/2	6-127/1
Jack Bech	19-252/1	1-17/0	4-57/0	5-81/1	2-13/0	7-84/0
Trey Palmer	12-142/2	7-47/0	3-30/1	DNP	1-58/1	1-7/0
Brian Thomas Jr.	11-143/0	1-18/0	-	2-50/0	3-43/0	5-32/0
Deion Smith	10-177/2	DNP	2-13/0	5-135/2	2-19/0	1-10/0
Jaray Jenkins	7-81/0	3-46/0	-	-	2-15/0	2-20/0
Koy Moore	5-71/0	3-32/0	-	2-39/0	-	DNP
Kole Taylor	5-63/1	-	4-22/0	-	1-41/1	-
Devonta Lee	5-47/1	-	-	5-47/1	-	-
Malik Nabers	4-40/0	DNP	DNP	1-6/0	1-4/0	2-30/0
T. Davis-Price	3-35/0	1-5/0	1-21/0	-	-	1-9/0
Josh Williams	3-16/0	1-17/0	1-1/0	1--2/0	-	-
Corey Kiner	1-6/0	DNP	-	-	-	1-6/0
Alex Adams	1-5/0	DNP	1-5/0	DNP	DNP	DNP
Armoni Goodwin	1-2/0	DNP	-	DNP	1-2/0	-

TEAM STATISTICS

Date	Opponent	Rushing				Receiving				Passing				Kick Ret				Punt Ret				tot off
		no.	yds	td	lg	no.	yds	td	lg	c-a-i	yds	td	lg	no.	yds	td	lg	no.	yds	td	lg	
09/04/2021	at UCLA	25	49	0	12	26	330	3	45	26-46-1	330	3	45	1	23	0	23	3	18	0	12	379
09/11/2021	McNeese	36	124	1	23	21	181	3	24	21-37-0	181	3	24	1	16	0	16	3	4	0	3	305
09/18/2021	Central Mich.	24	84	1	26	27	400	5	41	27-39-1	400	5	41	1	20	0	20	2	-1	0	0	484
09/25/2021	at Mississippi St.	27	63	0	18	17	280	4	64	17-27-1	280	4	64	0	0	0	0	2	26	0	24	343
10/02/2021	Auburn	25	33	0	11	26	325	1	55	26-46-1	325	1	55	1	17	0	17	0	0	0	0	358
LSU		137	353	2	26	117	1516	16	64	117-195-4	1516	16	64	4	76	0	23	10	47	0	24	1869
Opponents		175	595	4	44	115	1240	10	78	115-185-3	1240	10	78	5	107	0	27	3	27	0	20	1835

Games: 5 Avg/rush: 2.6 Avg/catch: 13.0 Pass effic: 148.3 KR avg: 19.0 PR avg: 4.7 All purpose avg/game: 402.0 Total offense avg/gm: 373.8

Date	Opponent	Tackles					Sacks		Fumble			Pass Defense				blkd	PAT Attempts				off		
		solo	ast	total	tfl	yds	no.	yds	ff	fr	yds	no.	yds	qbh	brup	kick	kicks	rush	rcv	saf	t/o	pts	
09/04/2021	at UCLA	42	14	56	9.0	42	4	36	0	1	0	1	0	0	2	0	3-3	0	0	0	3	27	
09/11/2021	McNeese	44	24	68	17.0	81	10	64	1	1	0	0	0	3	4	0	4-4	0	0	0	7	34	
09/18/2021	Central Mich.	39	26	65	14.0	32	5	18	1	1	0	1	18	1	1	0	7-7	0	0	0	7	49	
09/25/2021	at Mississippi St.	45	52	97	2.0	5	1	2	1	1	35	1	0	1	1	0	4-4	0	0	0	7	28	
10/02/2021	Auburn	37	16	53	2.0	8	0	0	0	1	0	0	0	6	4	1	1-1	0	0	0	0	19	
LSU		207	132	339	44.0	168	20	120	3	5	35	3	18	11	12	1	19-19	0	0	0	24	157	
Opponents		161	146	307	21.0	89	11	73	4	0	0	4	51	20	21	0	14-14	0	1	0	14	115	

Date	Opponent	no.	yds	avg	Punting					Field Goals				Kickoffs				
					long	blkd	tb	fc	50+	in20	m-a	long	blkd	no.	yds	avg	tb	ob
09/04/2021	at UCLA	6	240	40.0	47	0	0	4	0	4	2-2	33	0	6	336	56.0	3	0
09/11/2021	McNeese	7	274	39.1	47	0	0	6	0	3	2-2	56	0	7	448	64.0	5	0
09/18/2021	Central Mich.	4	181	45.3	55	0	1	3	2	1	0-0	0	0	8	520	65.0	8	0
09/25/2021	at Mississippi St.	5	197	39.4	52	0	1	1	1	2	0-0	0	0	5	325	65.0	5	0
10/02/2021	Auburn	4	163	40.8	45	0	0	3	0	3	4-4	51	0	6	390	65.0	5	0
LSU		26	1055	40.6	55	0	2	17	3	13	8-8	56	0	32	2019	63.1	26	0
Opponents		28	1091	39.0	60	0	0	9	5	9	3-6	49	1	24	1338	55.8	10	3

OPPONENT TEAM STATISTICS

Date	Opponent	Rushing				Receiving				Passing				Kick Ret				Punt Ret				tot off
		no.	yds	td	lg	no.	yds	td	lg	c-a-i	yds	td	lg	no.	yds	td	lg	no.	yds	td	lg	
09/04/2021	at UCLA	47	210	2	43	9	260	3	75	9-16-1	260	3	75	2	52	0	27	0	0	0	0	470
09/11/2021	McNeese	42	51	0	32	10	91	1	44	10-20-0	91	1	44	2	36	0	22	1	20	0	20	142
09/18/2021	Central Mich.	31	56	0	17	25	228	2	78	25-39-1	228	2	78	0	0	0	0	0	0	0	0	284
09/25/2021	at Mississippi St.	26	115	0	14	47	371	3	29	47-62-1	371	3	29	0	0	0	0	2	7	0	5	486
10/02/2021	Auburn	29	163	2	44	24	290	1	35	24-48-0	290	1	35	1	19	0	19	0	0	0	0	453
Opponents		175	595	4	44	115	1240	10	78	115-185-3	1240	10	78	5	107	0	27	3	27	0	20	1835
LSU		137	353	2	26	117	1516	16	64	117-195-4	1516	16	64	4	76	0	23	10	47	0	24	1869

Games: 5 Avg/rush: 3.4 Avg/catch: 10.8 Pass effic: 133.1 KR avg: 21.4 PR avg: 9.0 All purpose avg/game: 404.0 Total offense avg/gm: 367.0

Date	Opponent	Tackles					Sacks		Fumble			Pass Defense				blkd	PAT Attempts			off		
		solo	ast	total	tfl	yds	no.	yds	ff	fr	yds	no.	yds	qbh	brup	kick	kicks	rush	rcv	saf	t/o	pts
09/04/2021	at UCLA	43	14	57	4.0	17	2	15	2	0	0	1	34	7	5	0	5-5	0	0	0	7	38
09/11/2021	McNeese	37	34	71	5.0	16	3	14	0	0	0	0	0	0	6	0	1-1	0	0	0	0	7
09/18/2021	Central Mich.	32	22	54	4.0	18	1	10	1	0	0	1	20	3	4	0	3-3	0	0	0	7	21
09/25/2021	at Mississippi St.	18	42	60	5.0	19	2	15	0	0	0	1	-10	4	1	0	2-2	0	1	0	0	25
10/02/2021	Auburn	31	34	65	3.0	19	3	19	1	0	0	1	7	6	5	0	3-3	0	0	0	0	24
Opponents		161	146	307	21.0	89	11	73	4	0	0	4	51	20	21	0	14-14	0	1	0	14	115
LSU		207	132	339	44.0	168	20	120	3	5	35	3	18	11	12	1	19-19	0	0	0	24	157

Date	Opponent	no.	yds	avg	Punting					Field Goals				Kickoffs				
					long	blkd	tb	fc	50+	in20	m-a	long	blkd	no.	yds	avg	tb	ob
09/04/2021	at UCLA	4	177	44.3	53	0	0	1	1	1	1-1	43	0	7	451	64.4	6	0
09/11/2021	McNeese	12	370	30.8	40	0	0	4	0	2	0-0	0	0	2	111	55.5	0	0
09/18/2021	Central Mich.	6	294	49.0	60	0	0	1	3	4	0-0	0	0	4	245	61.3	1	2
09/25/2021	at Mississippi St.	3	131	43.7	53	0	0	0	1	1	1-2	23	0	6	262	43.7	2	0
10/02/2021	Auburn	3	119	39.7	44	0	0	3	0	1	1-3	49	1	5	269	53.8	1	1
Opponents		28	1091	39.0	60	0	0	9	5	9	3-6	49	1	24	1338	55.8	10	3
LSU		26	1055	40.6	55	0	2	17	3	13	8-8	56	0	32	2019	63.1	26	0

TACKLES

	UA-A	TOTAL	UCLA	MCN	CM	MSU	AUB	UK	UF	OM	ALA	ULM	ARK	TAMU
Damone Clark	36-19	55	10-4	5-2	5-1	8-7	8-5							
Micah Baskerville	12-15	27	4-1	0-3	4-2	4-7	0-2							
Major Burns	16-9	25	5-0	5-1	2-1	2-7	2-0							
Cordale Flott	16-7	23	1-1	3-1	3-0	4-4	5-1							
Jay Ward	10-9	19	2-0	DNP	DNP	2-4	6-5							
Navonteque Strong	10-6	16	2-0	4-1	3-3	1-2	-							
Ali Gaye	10-4	14	3-1	DNP	DNP	4-2	3-1							
BJ Ojulari	8-6	14	2-1	2-2	2-1	1-2	1-0							
Jaquelin Roy	7-6	13	3-1	2-2	2-2	0-1	-							
Dwight McGlothorn	9-3	12	DNP	DNP	2-0	2-3	5-0							
Maason Smith	9-2	11	-	5-1	1-0	2-1	1-0							
Neil Farrell Jr.	5-6	11	2-0	1-1	1-2	1-3	-							
Eli Ricks	8-2	10	-	2-0	0-1	4-1	2-0							
Cameron Lewis	7-3	10	DNP	1-1	1-1	5-1	-							
Mike Jones Jr.	3-7	10	-	0-2	1-1	2-4	-							
Jordan Toles	6-3	9	3-3	1-0	1-0	DNP	1-0							
Derek Stingley Jr.	6-2	8	1-1	2-0	3-1	DNP	DNP							
Desmond Little	4-4	8	DNP	3-2	1-2	DNP	DNP							
Andre Anthony	3-5	8	1-1	2-3	0-1	DNP	DNP							
Joseph Evans	3-5	8	-	1-0	2-2	0-2	0-1							
Darren Evans	5-1	6	-	2-0	2-0	-	1-1							
Jacobian Guillory	2-4	6	DNP	1-2	1-2	DNP	-							
Jarell Cherry	1-2	3	DNP	DNP	1-1	0-1	DNP							
Greg Penn III	2-0	2	2-0	-	DNP	DNP	DNP							
Soni Fonua	2-0	2	DNP	DNP	DNP	DNP	2-0							
Kayshon Boutte	2-0	2	-	-	-	2-0	-							
Todd Harris Jr.	1-1	2	-	DNP	1-1	DNP	DNP							
Deion Smith	1-0	1	DNP	-	-	1-0	-							
Avery Atkins	1-0	1	-	1-0	-	-	-							
Austin Deculus	1-0	1	1-0	DNP	-	-	-							
Derrick Davis Jr.	1-0	1	-	1-0	-	-	-							
Saivion Jones	0-1	1	DNP	DNP	0-1	-	-							

TACKLES FOR LOSS

	UA-A	TOTAL	UCLA	MCN	CM	MSU	AUB	UK	UF	OM	ALA	ULM	ARK	TAMU
BJ Ojulari	4-2	5.0	1.0-14	1.0-8	2.5-13	0.5-2	-							
Micah Baskerville	3-3	4.5	2.5-3	-	1.5-3	0.5-1	-							
Damone Clark	4-0	4.0	-	2.0-1	1.0-2	-	1.0-1							
Andre Anthony	3-2	4.0	1.5-10	2.5-20	-	DNP	DNP							
Maason Smith	3-1	3.5	-	3.5-24	-	-	-							
Neil Farrell Jr.	2-1	2.5	1.0-1	-	1.5-1	-	-							
Derek Stingley Jr.	2-1	2.5	1.0-1	1.0-4	0.5-0	DNP	DNP							
Jaquelin Roy	2-1	2.5	-	1.0-1	1.5-1	-	-							
Ali Gaye	2-0	2.0	1.0-12	DNP	DNP	1.0-2	-							
Dwight McGlothorn	2-0	2.0	DNP	DNP	1.0-1	-	1.0-7							
Desmond Little	1-2	2.0	DNP	1.5-12	0.5-1	DNP	DNP							
Joseph Evans	1-2	2.0	-	1.0-2	1.0-3	-	-							
Navonteque Strong	1-1	1.5	1.0-1	-	0.5-1	-	-							
Cameron Lewis	1-1	1.5	DNP	1.5-6	-	-	-							
Jarell Cherry	1-1	1.5	DNP	DNP	1.5-2	-	DNP							
Jacobian Guillory	1-1	1.5	DNP	1.0-0	0.5-3	DNP	-							
Cordale Flott	1-0	1.0	-	1.0-3	-	-	-							
Eli Ricks	0-1	0.5	-	-	0.5-1	-	-							

Games against Ranked Teams

Beat a top 25 team

#6 Florida, 37-34, in Gainesville (12/12/20)

Beat a top 10 team

#6 Florida, 37-34, in Gainesville (12/12/20)

Beat a top 5 team

#3 Clemson, 42-25, in CFP National Championship (01/13/20)

Beat an FBS No. 1 team (AP or Coaches Poll)

#1 Ohio State, 38-24 (01/07/08 - BCS Championship Game)

Beat an FBS No. 1 team (AP or Coaches Poll) at home

#1 Florida, 28-21 (10/11/97)

Beat a ranked opponent at home

#9 Auburn, 23-20, in Baton Rouge (10/26/19)

Beat a ranked opponent on the road

#6 Florida, 37-34, in Gainesville (12/12/20)

Beat a ranked opponent at a neutral site

#3 Clemson, 42-25, in CFP National Championship (01/13/20)

Beat back-to-back ranked opponents

#4 Oklahoma, 63-28, in Chick-fil-A Peach Bowl (12/28/19) & #3 Clemson, 42-25, in CFP National Championship (01/13/20)

Beat a ranked team in three straight games

12/07/19 - 01/13/20 #4 Georgia (SEC CG), #4 Oklahoma (Chick-fil-A Peach Bowl), #3 Clemson (CFP National Championship)

Beat a ranked team in four straight games

11/23/01 - 01/01/02 vs. #22 Arkansas, #24 Auburn, #2 Tennessee (SEC CG), #7 Illinois (Sugar Bowl)

Lost to a ranked opponent at home

#22 Auburn, 24-19 (10/2/21)

Lost to a ranked opponent on the road

at #5 Texas A&M, 20-7 (11/28/20)

Lost to a ranked opponent at a neutral site

#14 Notre Dame, 21-17, in Citrus Bowl (01/1/18)

Lost to an unranked opponent at home

Mississippi State, 44-34 (09/26/20)

Lost to an unranked opponent on the road

at UCLA, 38-27 (09/04/21)

Special Situations

Won on the last play of the game

at #7 Auburn (22-21, 09/15/17); 42 yard field goal by Cole Tracy as time expired

Lost on the last play of the game

at Texas A&M (74-72, 11/24/18); in seventh overtime on 2-pt. conversion

Came back and won from 10 or more down in 4th quarter

vs. #14 Wisconsin, 28-24 (8/30/14); down 24-13 entering 4th quarter

Lost when leading by 10 or more in 4th quarter

#14 Clemson, 25-24 in Chick-fil-A Bowl (12/31/12); led 24-13 entering fourth quarter

Lost when leading by 20 points or more

Tennessee, 30-27 OT (09/26/05); led 21-0 at halftime

Scored on the first play from scrimmage

Travin Dural (94-yard pass from QB Anthony Jennings) vs. Sam Houston State (9/6/14)

A QB caught a pass on a designed play

Matt Flynn (35-yards from WR Early Doucet) at Alabama (11/03/07)

A RB threw a TD pass on a designated play

Clyde Edwards-Helaire (11 yards to Tory Carter) at Texas A&M in fifth overtime (11/24/18)

Had two RB rush for at least 100 yards each

Derrius Guice (127 yards) and Darrel Williams (106 yards) vs. Texas A&M (11/25/17)

A player gained 100 yards receiving and 100 yards rushing

Darrel Williams (103 yards rushing, 105 yards receiving) vs. Ole Miss (10/21/17)

Had a player be responsible for six touchdowns

Joe Burrow (6) vs. #3 Clemson in CFP National Championship (01/13/20)

Returns/Special Teams/Defense

Returned a KO for a TD

Trey Palmer, 93 yards vs. South Carolina (10/24/20)

Returned a Punt for a TD

Trey Palmer, 54 yards vs. Northwestern State (09/14/19)

Returned an INT for a TD

Jay Ward, 31 yards vs. Ole Miss (12/19/20)

Returned 2 INTs for TDs

Ronald Martin (45 yards) & Lavar Edwards (23 yards) vs. Idaho (09/15/12)

Returned 3 INTs for TDs

3 vs. Arkansas State (C. Raymond, D. Walkup, C. Buckels) (10/12/91)

Recovered a fumble in endzone for a TD

William Clapp at Ole Miss (11/21/15)

Returned a fumble for a TD

Andre Anthony, 33-yard fumble recovery and return (forced by Derek Stingly Jr.) vs. Central Michigan (9/18/21)

Scored two defensive TDs in a game

2 vs. UL-Monroe (R. Brooks, INT; L. Edwards, FUM) (11/13/10)

Faked a field goal for a touchdown

Trent Domingue (kicker), 16-yard run (10/17/15 vs. Florida)

Faked a punt for a first down

Kendell Beckwith, 5-yard run in third quarter vs. Wisconsin (8/30/14)

Faked a field goal for a first down

Josh Jasper, 5-yard run in 4th quarter (10/09/10 at Florida)

A player kicked the PAT after scoring the TD

Trent Domingue vs. Florida (10/17/15)

Blocked a FG

Jay Ward, 52-yard Anders Carlson attempt in third quarter against Auburn (10/2/21)

Returned a blocked FG for a TD

Patrick Peterson, 53 yards on the block of Ole Miss' 47-yard FG attempt (11/21/09)

Blocked a PAT (kick)

Austin Deculus, kick attempt by Joseph Bulovas (11/03/18 vs. No. 1 Alabama)

Returned a PAT for a Defensive Extra Point

Mark Roman, kick attempt by Seth Hanson (10/17/98 vs. Kentucky)

Blocked a punt

Micah Baskerville at Vanderbilt (09/21/19)

Blocked a punt for a safety

Jarvis Green, on an Andy Smith punt (10/16/99 at Kentucky)

Returned a blocked punt for TD

Micah Baskerville, 23 yards, off Micah Baskerville's block at Vanderbilt (09/21/19)

Recovered an onside kick

vs. Auburn (10/26/19); recovered by Derrick Dillon with 2:32 left in Fourth quarter

Recovered an onside kick to start the game

vs. Auburn (12/01/01)

Recorded a Safety (Team)

vs. Texas A&M (11/30/19); sacked by Neil Farrell Jr.

Recorded a Safety (Individual tackle)

Neil Farrell Jr. vs. Texas A&M (11/30/19)

Recorded six interceptions (Team)

6 at Mississippi State (08/30/07)

Had a player record three interceptions

3 by Craig Steltz at Mississippi State (8/30/07)

Had a player record 15 tackles

17 by Devin White at Texas A&M (11/24/18)

Had six sacks as a team

8 vs. Louisville (12/31/16-Buffalo Wild Wings Citrus Bowl)

Opponent Returns/Special Teams

Returned a KO for a TD

Jerrion Ealy of Ole Miss, 100 yards in 2nd Quarter (12/19/20 in Baton Rouge)

Returned a Punt for a TD

Antonio Callaway of Florida, 72 yards in 3rd Quarter (10/17/15 in Baton Rouge)

Returned an INT for a TD

Devonni Reed of Central Michigan, 20 yards in 3rd Quarter (9/18/21 in Baton Rouge)

Returned 3 INTs for TDs

Ken Alvis, Fred Smith, and Brian Robinson of Auburn on Jamie Howard (09/17/94 at Auburn)

Recovered a fumble in endzone for a TD

Chris Shelling of Auburn recovered fumble by Jermaine Sharp in 2nd Quarter (09/17/94 at Auburn)

Returned a fumble for a TD

Christian Tutt of Auburn, 20 yards on TJ Finley fumble in 2nd Quarter (10/13/20 at Auburn)

Blocked a FG

Tyree Gillespie of Missouri on kick by Cade York in 4th Quarter (10/10/20 in Columbia)

Blocked a punt

Solomon Patton of Florida on punt by Brad Wing in 4th quarter (10/08/11 in Baton Rouge)

Blocked two punts

Justin Hamilton and Jason Lallis of Virginia Tech on punts by Donnie Jones (9/01/02 at Virginia Tech)

Blocked a punt for a safety

Justin Hamilton of Virginia Tech on punt by Donnie Jones (09/01/02 at Virginia Tech)

Recorded a Safety (Team)

Parris Bennett of Syracuse on rush by Darrel Williams in 3rd Quarter (09/23/17 in Baton Rouge)

Blocked a PAT (kick)

Johnathon Calvin of Mississippi State on PAT attempt by Colby Delahousse in 2nd Quarter (09/17/16 in Baton Rouge)

Returned a PAT for a Defensive Extra Point

Eric Kelly of Kentucky off a bad snap in the 2nd Quarter (10/17/98 in Baton Rouge)

Faked a field goal for a TD

Damon Duval of Auburn 1 yard run in 1st Quarter (09/18/99 in Baton Rouge)

Recovered an onside kick

Dez Harris of Mississippi State in 4th Quarter (09/17/16 in Baton Rouge)

Scoring

Scored 30 or more points

All Games: 49 vs. Central Michigan (9/18/21)
SEC Games: 53 vs. Ole Miss (12/19/20)

Scored 40 or more points

All Games: 49 vs. Central Michigan (9/18/21)
SEC Games: 53 vs. Ole Miss (12/19/20)

Scored 50 or more points

All Games: 53 vs. Ole Miss (12/19/20)
SEC Games: 53 vs. Ole Miss (12/19/20)

Scored 60 or more points

All Games: 63 vs. Oklahoma, (12/28/19)
SEC Games: 72 at Texas A&M, 7 OTs (11/24/18)

Scored 70 or more points

All Games: 72 at Texas A&M, 7 OTs (11/24/18)
SEC Games: 72 at Texas A&M, 7 OTs (11/24/18)

Total Offense

Had more than 400 total yards

All Games: 484 vs. Central Michigan (9/18/21)
SEC Games: 593 vs. Ole Miss (12/19/20)

Had more than 450 total yards

All Games: 484 vs. Central Michigan (9/18/21)
SEC Games: 593 vs. Ole Miss (12/19/20)

Had more than 500 total yards

All Games: 593 vs. Ole Miss (12/19/20)
SEC Games: 593 vs. Ole Miss (12/19/20)

Had more than 550 total yards

All Games: 593 vs. Ole Miss (12/19/20)
SEC Games: 593 vs. Ole Miss (12/19/20)

Had more than 600 total yards

All Games: 628 vs. Clemson (01/13/20)
SEC Games: 612 vs. Arkansas, (11/23/19)

Had More than 625 total yards

All Games: 628 vs. Clemson (01/13/20)
SEC Games: 714 at Ole Miss, (11/16/19)

Had more than 650 total yards

All Games: 692 vs. Oklahoma, (12/28/19)
SEC Games: 714 at Ole Miss, (11/16/19)

Had more than 700 total yards

All Games: 714 at Ole Miss, (11/16/19)
SEC Games: 714 at Ole Miss, (11/16/19)

Rushing Offense

Rushed for 150 or more yards

All Games: 158 vs. Ole Miss (12/19/20)
SEC Games: 158 vs. Ole Miss (12/19/20)

Rushed for 200 or more yards

All Games: 276 vs. South Carolina (10/24/20))
SEC Games: 276 vs. South Carolina (10/24/20)

Rushed for 250 or more yards

All Games: 276 vs. South Carolina (10/24/20)
SEC Games: 276 vs. South Carolina (10/24/20)

Rushed for 300 or more yards

All Games: 393 vs Ole Miss (10/21/17)
SEC Games: 393 vs Ole Miss (10/21/17)

Rushed for 350 or more yards

All Games: 393 vs Ole Miss (10/21/17)
SEC Games: 393 vs Ole Miss (10/21/17)

Rushed for 400 or more yards

All Games: 418 vs. Missouri (10/01/16)
SEC Games: 418 vs. Missouri (10/01/16)

Rushed for 425 or more yards

All Games: 433 vs. Houston (09/07/96)
SEC Games: 426 vs. Ole Miss (10/30/76)

Rushed for 500 or more yards

All Games: 503 vs. Oregon (10/22/77)
SEC Games: Never

Passing Offense

Passed for 250 or more yards

All Games: 325 vs. Auburn (10/2/21)
SEC Games: 325 vs. Auburn (10/2/21)

Passed for 300 or more yards

All Games: 325 vs. Auburn (10/2/21)
SEC Games: 325 vs. Auburn (10/2/21)

Passed for 350 or more yards

All Games: 400 vs. Central Michigan (9/18/21)
SEC Games: 435 vs. Ole Miss (12/19/20)

Passed for 400 or more yards

All Games: 400 vs. Central Michigan (9/18/21)
SEC Games: 435 vs. Ole Miss (12/19/20)

Passed for 450 or more yards

All Games: 463 vs. Clemson (01/13/20)
SEC Games: 489 at Ole Miss, (11/16/19)

Passed for 500 or more yards

All Games: 532 vs. Oklahoma, (12/28/19)
SEC Games: 528 vs. Alabama (11/03/01)

Scoring Defense

Allowed 0 points

All Games: 0 vs. Southeastern La. (09/08/18)
SEC Games: 0 at Mississippi State (08/30/07)

Allowed 3 or fewer points....

All Games: 3 vs. Georgia Southern (08/31/19)
SEC Games: 3 vs. Mississippi State (10/20/18)

Allowed 7 or fewer points....

All Games: 7 vs. McNeese (9/11/21)
SEC Games: 7 at Vanderbilt (10/03/20)

Allowed 10 or fewer points..

All Games: 7 at Vanderbilt (10/03/20)
SEC Games: 7 at Vanderbilt (10/03/20)

Allowed 14 or fewer points

All Games: 7 at Vanderbilt (10/03/20)
SEC Games: 7 at Vanderbilt (10/03/20)

Total Defense

Allowed fewer than 75 total yards

All Games: 70 vs. Louisiana-Lafayette (10/05/02)
SEC Games: 69 at Kentucky (10/15/66)

Allowed fewer than 100 total yards

All Games: 98 vs. Georgia Southern (08/31/19)
SEC Games: 90 vs. Auburn (10/13/73)

Allowed fewer than 125 total yards

All Games: 98 vs. Georgia Southern (08/31/19)
SEC Games: 114 vs. Kentucky (10/19/85)

Allowed fewer than 150 total yards

All Games: 142 vs. McNeese (9/11/21)
SEC Games: 135 vs. Vanderbilt (09/11/10)

Allowed fewer than 175 total yards

All Games: 169 vs. Texas A&M, (11/30/19)
SEC Games: 169 vs. Texas A&M, (11/30/19)

Allowed fewer than 200 total yards

All Games: 169 vs. Texas A&M, (11/30/19)
SEC Games: 169 vs. Texas A&M, (11/30/19)

Allowed fewer than 225 total yards

All Games: 169 vs. Texas A&M, (11/30/19)
SEC Games: 169 vs. Texas A&M, (11/30/19)

Allowed fewer than 250 total yards

All Games: 169 vs. Texas A&M, (11/30/19)
SEC Games: 169 vs. Texas A&M, (11/30/19)

Allowed fewer than 275 total yards

All Games: 267 at Texas A&M (11/28/20)
SEC Games: 267 at Texas A&M (11/28/20)

Allowed fewer than 300 total yards

All Games: 284 vs. Central Michigan (9/18/21)
SEC Games: 267 at Texas A&M (11/28/20)

Rushing Defense

Allowed fewer than 0 yards

All Games: -5 vs. BYU (09/02/17)
SEC Games: 0 at South Carolina (10/18/03)

Allowed fewer than 10 yards

All Games: 9 vs. Mississippi State (09/26/20)
SEC Games: 9 vs. Mississippi State (09/26/20)

Allowed fewer than 20 yards

All Games: 9 vs. Mississippi State (09/26/20)
SEC Games: 9 vs. Mississippi State (09/26/20)

Allowed fewer than 30 yards

All Games: 9 vs. Mississippi State (09/26/20)
SEC Games: 9 vs. Mississippi State (09/26/20)

Allowed fewer than 40 yards

All Games: 9 vs. Mississippi State (09/26/20)
SEC Games: 9 vs. Mississippi State (09/26/20)

Allowed fewer than 50 yards

All Games: 9 vs. Mississippi State (09/26/20)
SEC Games: 9 vs. Mississippi State (09/26/20)

Allowed fewer than 60 yards

All Games: 56 vs. Central Michigan (9/18/21)
SEC Games: 9 vs. Mississippi State (09/26/20)

Allowed fewer than 70 yards

All Games: 56 vs. Central Michigan (9/18/21)
SEC Games: 9 vs. Mississippi State (09/26/20)

Allowed fewer than 80 yards

All Games: 56 vs. Central Michigan (9/18/21)
SEC Games: 9 vs. Mississippi State (09/26/20)

Allowed fewer than 90 yards

All Games: 56 vs. Central Michigan (9/18/21)
SEC Games: 9 vs. Mississippi State (09/26/20)

Allowed fewer than 100 yards

All Games: 56 vs. Central Michigan (9/18/21)
SEC Games: 9 vs. Mississippi State (09/26/20)

Passing Defense

Allowed 0 passing yards

All Games: 0 vs. Alabama (11/06/71)
SEC Games: 0 vs. Alabama (11/06/71)

Allowed 25 or fewer passing yards

All Games: 24 vs. Georgia Southern (08/31/19)
SEC Games: 23 vs. Arkansas (11/27/93)

Allowed 50 or fewer passing yards

All Games: 24 vs. Georgia Southern (08/31/19)
SEC Games: 47 at Ole Miss (11/19/11)

Allowed 75 or fewer passing yards

All Games: 24 vs. Georgia Southern (08/31/19)
SEC Games: 59 vs. Mississippi State (10/20/18)

Allowed 100 or fewer passing yards

All Games: 91 vs. McNeese (9/11/21)
SEC Games: 97 vs. Texas A&M, (11/30/19)

Allowed 125 or fewer passing yards

All Games: 105 at Texas A&M (11/28/20)
SEC Games: 105 at Texas A&M (11/28/20)

Allowed 150 or fewer passing yards

All Games: 105 at Texas A&M (11/28/20)
SEC Games: 105 at Texas A&M (11/28/20)

Allowed 175 or fewer passing yards

All Games: 105 at Texas A&M (11/28/20)
SEC Games: 105 at Texas A&M (11/28/20)

Allowed 200 or fewer passing yards

All Games: 105 at Texas A&M (11/28/20)
SEC Games: 105 at Texas A&M (11/28/20)

Individual Rushing

Had a player rush for 100 or more yards

All Games: 104 by Tyrion Davis-Price at Arkansas (11/21/20)
SEC Games: 104 by Tyrion Davis-Price at Arkansas (11/21/20)

Had a player rush for 150 or more yards

All Games: 188 by Clyde Edwards-Helaire vs. Arkansas (11/23/19)
SEC Games: 188 by Clyde Edwards-Helaire vs. Arkansas (11/23/19)

Had a player rush for 200 or more yards

All Games: 276 by Derrius Guice vs. Ole Miss (10/21/17)
SEC Games: 276 by Derrius Guice vs. Ole Miss (10/21/17)

Had a player rush for 225 or more yards

All Games: 276 by Derrius Guice vs. Ole Miss (10/21/17)
SEC Games: 276 by Derrius Guice vs. Ole Miss (10/21/17)

Had a player rush for 2 or more TDs

All Games: 2 by Max Johnson vs. Ole Miss (12/19/20)
SEC Games: 2 by Max Johnson vs. Ole Miss (12/19/20)

Had a player rush for 3 or more TDs

All Games: 3 by Clyde Edwards-Helaire vs. Arkansas (11/23/19)
SEC Games: 3 by Clyde Edwards-Helaire vs. Arkansas (11/23/19)

Had a player rush for 4 or more TDs

All Games: 4 by Derrius Guice at Texas A&M (11/24/16)
SEC Games: 4 by Derrius Guice at Texas A&M (11/24/16)

Had a player rush for 5 or more TDs

All Games: 5 by Kevin Faulk at Kentucky (11/01/97)
SEC Games: 5 by Kevin Faulk at Kentucky (11/01/97)

Individual Passing

Had a player pass for 200 or more yards

All Games: 325 by Max Johnson vs. Auburn (10/2/21)
SEC Games: 325 by Max Johnson vs. Auburn (10/2/21)

Had a player pass for 250 or more yards

All Games: 325 by Max Johnson vs. Auburn (10/2/21)
SEC Games: 325 by Max Johnson vs. Auburn (10/2/21)

Had a player pass for 300 or more yards.

All Games: 325 by Max Johnson vs. Auburn (10/2/21)
SEC Games: 325 by Max Johnson vs. Auburn (10/2/21)

Had a player pass for 350 or more yards

All Games: 372 by Max Johnson vs. Central Michigan (9/18/21)
SEC Games: 435 by Max Johnson vs. Ole Miss (12/19/20)

Had a player pass for 400 or more yards

All Games: 435 by Max Johnson vs. Ole Miss (12/19/20)
SEC Games: 435 by Max Johnson vs. Ole Miss (12/19/20)

Had a player pass for 450 or more yards

All Games: 463 by Joe Burrow vs. Clemson (01/13/20)
SEC Games: 489 by Joe Burrow at Ole Miss (11/16/19)

Had a player pass for 500 or more yards

All Games: 528 by Rohan Davey at Alabama (11/03/01)
SEC Games: 528 by Rohan Davey at Alabama (11/03/01)

Had a player pass for 2 or more TDs

All Games: 4 by Max Johnson at Mississippi State (9/25/21)
SEC Games: 4 by Max Johnson at Mississippi State (9/25/21)

Had a player pass for 3 or more TDs

All Games: 4 by Max Johnson at Mississippi State (9/25/21)
SEC Games: 4 by Max Johnson at Mississippi State (9/25/21)

Had a player pass for 4 or more TDs

All Games: 4 by Max Johnson at Mississippi State (9/25/21)
SEC Games: 4 by Max Johnson at Mississippi State (9/25/21)

Had a player complete 20 or more passes

All Games: 26 by Max Johnson vs. Auburn (10/2/21)
SEC Games: 26 by Max Johnson vs. Auburn (10/2/21)

Had a player complete 25 or more passes

All Games: 26 by Max Johnson vs. Auburn (10/2/21)
SEC Games: 26 by Max Johnson vs. Auburn (10/2/21)

Had a player complete 30 or more passes

All Games: 31 by Joe Burrow vs. Clemson (01/13/20)
SEC Games: 32 by Joe Burrow at Ole Miss (11/17/19)

Had a player complete 35 or more passes

All Games: 35 by Rohan Davey at Alabama (11/03/01)
SEC Games: 35 by Rohan Davey at Alabama (11/03/01)

Had a player complete 15 straight passes

All Games: 17 by Rohan Davey vs. Arkansas-6 (11/26/99), vs. Western Carolina-11 (09/02/00) and 17 by Matt Mauck vs. Arizona-11 (09/06/03), vs. Western Illinois-6 (09/13/03) and 17 by Joe Burrow at Ole Miss (11/16/19)

Had a player throw 30 or more passes

All Games: 46 by Max Johnson vs. Auburn (10/2/21)
SEC Games: 46 by Max Johnson vs. Auburn (10/2/21)

Had a player throw 35 or more passes

All Games: 46 by Max Johnson vs. Auburn (10/2/21)
SEC Games: 46 by Max Johnson vs. Auburn (10/2/21)

Had a player throw 40 or more passes

All Games: 46 by Max Johnson vs. Auburn (10/2/21)
SEC Games: 46 by Max Johnson vs. Auburn (10/2/21)

Had a player throw 45 or more passes

All Games: 46 by Max Johnson vs. Auburn (10/2/21)
SEC Games: 46 by Max Johnson vs. Auburn (10/2/21)

Had a player throw 50 or more passes

All Games: 51 by Max Johnson vs. Ole Miss (12/19/20)
SEC Games: 51 by Max Johnson vs. Ole Miss (12/19/20)

Individual Receiving

Had a player with 9 or more receptions in a game

All Games: 9 by Kayshon Boutte at UCLA (9/4/21)
SEC Games: 14 by Kayshon Boutte vs. Ole Miss (12/19/20)

Had a player with 10 or more receptions in a game

All Games: 14 by Kayshon Boutte vs. Ole Miss (12/19/20)
SEC Games: 14 by Kayshon Boutte vs. Ole Miss (12/19/20)

Had a player with 11 or more receptions in a game

All Games: 14 by Kayshon Boutte vs. Ole Miss (12/19/20)
SEC Games: 14 by Kayshon Boutte vs. Ole Miss (12/19/20)

Had a player with 12 or more receptions in a game

All Games: 14 by Kayshon Boutte vs. Ole Miss (12/19/20)
SEC Games: 14 by Kayshon Boutte vs. Ole Miss (12/19/20)

Had a player with 13 or more receptions in a game

All Games: 14 by Kayshon Boutte vs. Ole Miss (12/19/20)
SEC Games: 14 by Kayshon Boutte vs. Ole Miss (12/19/20)

Had a player with 14 or more receptions in a game

All Games: 14 by Kayshon Boutte vs. Ole Miss (12/19/20)
SEC Games: 14 by Kayshon Boutte vs. Ole Miss (12/19/20)

Had a player with 15 or more receptions in a game

All Games: 19 by Josh Reed at Alabama (11/03/01)
SEC Games: 19 by Josh Reed at Alabama (11/03/01)

Had a player receive 100 or more yards

All Games: 127 by Kayshon Boutte vs. Auburn (10/2/21)
SEC Games: 127 by Kayshon Boutte vs. Auburn (10/2/21)

Had a player receive 150 or more yards

All Games: 235 by Terrace Marshall Jr. at Missouri (10/10/20)
SEC Games: 235 by Terrace Marshall Jr. at Missouri (10/10/20)

Had a player receive 200 or more yards

All Games: 235 by Terrace Marshall Jr. at Missouri (10/10/20)
SEC Games: 235 by Terrace Marshall Jr. at Missouri (10/10/20)

Had a player receive 250 or more yards

All Games: 293 by Josh Reed at Alabama (11/03/01) - school record
SEC Games: 293 by Josh Reed at Alabama (11/03/01) - school record

Had a player receive for 2 or more TDs

All Games: 2 by Kayshon Boutte at Mississippi State (9/25/21)
SEC Games: 2 by Kayshon Boutte at Mississippi State (9/25/21)

Had a player receive for 3 or more TDs

All Games: 3 by Kayshon Boutte at UCLA (9/4/21)
SEC Games: 3 by Kayshon Boutte vs. Ole Miss (12/19/20)

Had a player receive for 4 or more TDs

All Games: 4 by Justin Jefferson vs Oklahoma (12/28/19)
SEC Games: 4 by Ja'Marr Chase at Vanderbilt (09/21/19)

Had a player receive for 5 or more TDs

All Games: 5 by Carlos Carson vs. Rice (09/24/77)
SEC Games: Never

Game 1

#16 LSU
UCLA

27
38
September 4, 2021
Rose Bowl
Pasadena, CA
68,123

LSU

RUSHING	Att.	Gain	Lost	Net	TD	Long	Avg.
Tyrion Davis-Price	13	33	2	31	0	8	2.4
Max Johnson	11	31	15	16	0	12	1.5
Josh Williams	1	2	0	2	0	2	2.0
Charles Turner	0	0	0	0	0	0	0.0

PASSING	Att.	Comp	Int	Yds	TD	Long	Sacks
Max Johnson	46	26	1	330	3	45	2

RECEIVING	No.	Yds.	TD	Long
Kayshon Boutte	9	148	3	45
Trey Palmer	7	47	0	20
Jaray Jenkins	3	46	0	17
Koy Moore	3	32	0	14
Biran Thomas	1	18	0	18
Jack Bech	1	17	0	17
Josh Williams	1	17	0	17
Tyrion Davis-Price	1	5	0	5
Devonta Lee	0	0	0	0
Kole Taylor	0	0	0	0
Chris Hilton	0	0	0	0

PUNTING	No.	Yds.	Avg.	Long	I20	TB
Avery Atkins	6	240	40.0	47	4	0

FIELD GOALS	Att.	Made	Long	KICKS
Cade York	2	2	33	Made: 26, 33

ALL RETURNS	Punts			Kickoffs			Interceptions		
	No.	Yds.	Lg.	No.	Yds.	Lg.	No.	Yds.	Lg.
Trey Palmer	3	18	12	1	23	23	0	0	0
Eli Ricks	0	0	0	0	0	0	1	0	0

UCLA

RUSHING	Att.	Gain	Lost	Net	TD	Long	Avg.
Zach Charbonnet	11	120	3	117	1	43	10.6
Brittain Brown	17	97	1	96	1	19	5.6
Kazmeir Allen	2	5	0	5	0	4	2.5
Dorian	13	42	37	5	0	11	0.4
Thompson-Robinson	4	0	13	-13	0	0	-3.2
TEAM	47	264	54	210	2	43	4.5
Totals...							

PASSING	Att.	Comp	Int.	Yds.	TD	Long	Sacks
Dorian	16	9	1	260	3	75	4
Thompson-Robinson							

RECEIVING	No.	Yds.	TD	Long
Greg Dulcich	3	117	1	75
Kyle Philips	2	49	1	45
Kazmeir Allen	2	45	0	36
Zach Charbonnet	1	35	0	35
Chase Cota	1	14	1	14

PUNTING	No.	Yds.	Avg.	Long	I20	TB
Luke Akers	4	177	44.2	53	1	0

FIELD GOALS	Att.	Made	Long	KICKS
Nicholas Barr-Mira	1	1	43	Made: 43

ALL RETURNS	Punts			Kickoffs			Interceptions		
	No.	Yds.	Lg.	No.	Yds.	Lg.	No.	Yds.	Lg.
Kazmeir Allen	0	0	0	2	52	27	0	0	0
Caleb Johnson	0	0	0	0	0	0	1	34	34

UCLA Pulls Away from LSU, 38-27

Quarterback **Max Johnson** connected with wide receiver **Kayshon Boutte** for three touchdowns, but it wasn't enough for No. 16-ranked LSU on Saturday at the Rose Bowl. UCLA won the first meeting between the teams, 38-27. UCLA senior quarterback Dorian Thompson-Robinson threw for three touchdowns, as the Bruins pulled away from LSU with a pair of fourth-quarter touchdowns. LSU (0-1) pulled within four points, 24-20, following a **Cade York** field goal with 1:07 left in the third quarter. UCLA (2-0) then used a pair of eight-play drives that spanned 73 and 81 yards in the fourth quarter to earn a victory in the first meeting between the programs on the gridiron. Johnson, who started for the third time in his LSU career, completed 26-of-46 passes for 330 yards and three touchdowns. He was intercepted once and sacked twice. LSU struggled to find momentum in its running game, finishing with 48 net yards on 25 carries. Bruins' quarterback Thompson-Robinson was 9-of-16 passing for 260 yards with touchdown passes of 75, 14 and 45 yards. Tight end Greg Dulcich caught three passes for 117 yards including a 75-yard touchdown pass. UCLA's Zach Charbonnet had 117 rushing yards on 11 carries with a touchdown.

Scoring		1	2	3	4	F
LSU		0	10	10	7	27
UCLA		0	14	10	14	38
LSU	2Q	12:34	Boutte 3 yd pass from Johnson (York kick)			
UCLA	2Q	12:20	Dulcich 75 yd pass from Thompson-Robinson (Barr-Mira kick)			
UCLA	2Q	9:49	Charbonnet 12 yd rush (Barr-Mira kick)			
LSU	2Q	3:53	York 26 yd field goal			
UCLA	3Q	10:52	Cota 14 yd pass from Thompson-Robinson (N.Barr-Mira kick)			
LSU	3Q	8:56	Boutte 44 yd pass from Johnson (York kick)			
UCLA	3Q	6:38	Barr-Mira 43 yd field goal			
LSU	3Q	1:07	York 43 yd field goal			
UCLA	4Q	12:08	Brown 1 yd rush (Barr-Mira kick)			
UCLA	4Q	6:31	Philips 45 yd pass from Thompson-Robinson (Barr-Mira kick)			
LSU	4Q	4:08	Boutte 45 yd pass from Max Johnson (York kick)			

Team Stats		LSU	UCLA
FIRST DOWNS		24	19
Rushing		4	12
Passing		17	7
Penalty		3	0
NET YARDS RUSHING		49	210
Rushing Attempts		25	47
Average Per Rush		2.0	4.5
Rushing Touchdowns		0	2
Yards Gained Rushing		66	264
Yards Lost Rushing		17	54
NET YARDS PASSING		330	260
Completions-Attempts-Int		26-46-1	9-16-1
Avg. Per Attempt		7.2	16.2
Avg. Per Completion		12.7	28.9
Passing Touchdowns		3	3
TOTAL OFFENSE YARDS		w	470
Total offense plays		71	63
Avg. Game Per Play		5.3	7.5
Fumbles: Number-Lost		3-0	0-0
Penalties: Number-Yards		2-10	8-73
PUNTS-YARDS		6-240	4-177
Avg. Yard Per Punt		40.0	44.2
Net Yards Per Punt		40	39.8
Inside 20		4	1
50+ Yards		0	1
Touchbacks		0	0
Fair Catch		4	1
KICKOFF-YARDS		5-324	7-451
Avg. Yard Per Kickoff		64.8	64.4
Net Yards Per Kickoff		39.4	39.7
Touchbacks		3	6
Fair Catch Yards		0	0
Punt Returns: Number-Yds-TD		3-18-0	0-0-0
Avg. Punt Return		6.0	0.0
Kick Returns: Number-Yds-TD		1-23-0	2-52-0
Avg. Per Return		23.0	26.0
Interception: Number-Yds-TD		1-0-0	1-34-0
Fumble Returns: Number-Yds-TD		0-0-0	0-0-0
Miscellaneous Yards		0	0
Possession Time		29:54	30:06
1st Quarter		07:35	07:25
2nd Quarter		08:01	06:59
3rd Quarter		10:52	04:08
4th Quarter		03:26	11:34
Third Down Conversions		6-15	7-13
Fourth Down Conversions		1-1	0-0
Red-Zone: Scores-Chances		3-3	3-4
Touchdowns		1-3	3-4
Field Goals		2-3	0-4
Sacks By: Number-Yds		4-36	2-15
PAT Kicks		3-3	5-5
Field Goals		2-2	1-1
Points off Turnover		3	7

Game 2

McNeese 7 September 11, 2021
LSU 34 Tiger Stadium
Baton Rouge, LA
94,220

LSU							
RUSHING	Att.	Gain	Lost	Net	TD	Long	Avg.
Corey Kiner	11	57	1	56	1	23	5.1
Tyrion Davis-Price	8	37	0	37	0	21	4.6
Armoni Goodwin	2	23	0	23	0	21	11.5
Josh Williams	4	17	0	17	0	6	4.2
Trey Palmer	1	3	0	3	0	3	3.0
Max Johnson	8	12	11	1	0	10	0.1
Garrett Nussmeier	1	0	5	-5	0	0	-5.0
TEAM	1	0	6	-6	0	0	-6.0

PASSING	Att.	Comp	Int	Yds	TD	Long	Sacks
Max Johnson	27	18	0	161	3	24	2
Garrett Nussmeier	10	3	0	19	0	9	1

RECEIVING	No.	Yds.	TD	Long
Kayshon Boutte	5	31	2	11
Jack Bech	4	57	0	24
Kole Taylor	4	22	0	9
Trey Palmer	3	30	1	19
Deion Smith	2	13	0	9
Tyrion Davis-Price	1	21	0	21
Alex Adams	1	5	0	5
Josh Williams	1	1	0	1
Jaray Jenkins	0	0	0	0
Koy Moore	0	0	0	0
Jack Mashburn	0	0	0	0
Brian Thomas Jr.	0	0	0	0

PUNTING	No.	Yds.	Avg.	Long	I20	TB
Avery Atkins	7	274	39.1	47	3	0

FIELD GOALS	Att.	Made	Long	KICKS
Cade York	2	2	56	Made: 55,56

ALL RETURNS	Punts			Kickoffs			Interceptions		
	No.	Yds.	Lg.	No.	Yds.	Lg.	No.	Yds.	Lg.
Trey Palmer	1	3	3	1	16	16	0	0	0
Koy Moore	1	1	1	0	0	0	0	0	0
Deion Smith	1	0	0	0	0	0	0	0	0

MCNEESE							
RUSHING	Att.	Gain	Lost	Net	TD	Long	Avg.
Stephon Huderson	16	73	6	67	0	30	4.2
Deonta McMahon	11	48	4	44	0	32	4.0
Cody Orgeron	15	11	71	-60	0	6	-4.0

PASSING	Att.	Comp	Int.	Yds.	TD	Long	Sacks
Cody Orgeron	20	10	0	91	1	44	8

RECEIVING	No.	Yds.	TD	Long
Joshua Matthews	2	23	0	12
Deonta McMahon	2	15	0	11
Stephon Huderson	2	4	0	7
Carlo Williams	1	44	1	44
Mason Pierce	1	4	0	4
Jalen Johnson	1	2	0	2
Dontay Hargrove	1	-1	0	0
Walker Wood	0	0	0	0
Markel Cotten	0	0	0	0
Brendan Sirls	0	0	0	0

PUNTING	No.	Yds.	Avg.	Long	I20	TB
Callum Eddings	10	310	31.0	40	2	0
Eemil Herranen	2	61	30.5	31	0	0

FIELD GOALS	Att.	Made	Long	KICKS
N/A				

ALL RETURNS	Punts			Kickoffs			Interceptions		
	No.	Yds.	Lg.	No.	Yds.	Lg.	No.	Yds.	Lg.
Mason Pierce	1	20	20	2	36	22	0	0	0

Defense Powers LSU Past McNeese, 34-7

LSU's defense pitched a shutout until the waning minutes and **Cade York** twice set Tiger Stadium records, as the Tigers bounced back with a 34-7 victory over McNeese on Saturday night in Tiger Stadium. York, a preseason all-American, made field goals of 55 and 56 yards to twice break the Tiger Stadium record for longest field goal. The previous mark was 54 yards setup by Wade Richey against Kentucky in 1996. York's personal best is 57 yards made in 2020 at Florida. He improved to 12-of-14 in his LSU career on field goal attempts of 50-plus yards. Meanwhile, the Tigers' defense allowed only 67 yards midway through the fourth quarter when McNeese (0-2) put together its only scoring drive of the contest – 79 yards in five plays – to finish the game with 142 yards of total offense. LSU was suffocating on the defensive side, recording 16 tackles behind the line of scrimmage including eight sacks while forcing 12 punts. The sacks mark was one shy of the school record (9 in 1994 vs. Tulane) and the most since head coach **Ed Orgeron's** squad had eight against Lamar Jackson and Louisville in the 2016 Citrus Bowl. Freshman defensive tackle **Maason Smith** led the charge with 3.5 sacks, while senior end **Andre Anthony** added 2.5 and reserve end **Desmond Little** had 1.5. Tigers starting quarterback sophomore **Max Johnson** finished 18-of-27 passing for 161 yards with three touchdowns, while freshman **Garrett Nussmeier** saw his first action at LSU late in the third quarter. He finished 3-of-10 passing for 19 yards. Also seeing action for the first time was freshman running back **Corey Kiner**, who led LSU with 11 carries and 56 yards with a 23-yard touchdown in the fourth quarter. LSU ran for 126 yards. Wide receiver **Kayshon Boutte** added two touchdown receptions to his tally and finished with five catches for 31 yards on eight targets. Freshman receiver **Jack Bech** had a game-high 57 receiving yards on four receptions. Orgeron's son, Cody, was the starting quarterback for McNeese (0-2). The younger Orgeron completed 10-of-20 passes for 91 yards including the 44-yard screen pass for a touchdown with 4:30 remaining in the contest. Stephon Huderson led McNeese with 67 net rushing yards, while Deonta McMahon added 44.

Scoring	1	2	3	4	F
LSU	0	0	0	7	7
MCNEESE	7	10	7	10	34

LSU	1Q	08:16	Palmer 19 yd pass from Johnson (York kick)
LSU	2Q	06:58	Boutte 3 yd pass from Johnson (York kick)
LSU	2Q	01:41	York 55 yd field goal
LSU	3Q	02:47	Boutte 6 yd pass from Johnson (York kick)
LSU	4Q	14:55	York 56 yd field goal
LSU	4Q	07:37	Kiner 23 yd rush (York kick)
MCN	4Q	1:07	Williams 44 yd pass from C. Orgeron (Heitmeier kick)

Team Stats	LSU	MCNEESE
FIRST DOWNS	17	10
Rushing	7	3
Passing	9	5
Penalty	1	2
NET YARDS RUSHING	126	51
Rushing Attempts	36	42
Average Per Rush	3.5	1.2
Rushing Touchdowns	1	0
Yards Gained Rushing	149	132
Yards Lost Rushing	23	81
NET YARDS PASSING	180	91
Completions-Attempts-Int	21-37-0	10-20-0
Avg. Per Attempt	4.9	4.6
Avg. Per Completion	8.6	9.1
Passing Touchdowns	3	1
TOTAL OFFENSE YARDS	306	142
Total offense plays	73	62
Avg. Gain Per Play	4.2	2.3
Fumbles: Number-Lost	1-0	1-1
Penalties: Number-Yards	2-25	3-25
PUNTS-YARDS	7-274	12-371
Avg. Yard Per Punt	39.1	30.9
Net Yards Per Punt	36.3	30.6
Inside 20	3	2
50+ Yards	0	0
Touchbacks	0	0
Fair Catch	6	4
KICKOFF-YARDS	7-448	2-111
Avg. Yard Per Kickoff	64.0	55.5
Net Yards Per Kickoff	41	39.5
Touchbacks	5	0
Fair Catch Yards	0	16
Punt Returns: Number-Yds-TD	3-4-0	1-20-0
Avg. Per Return	1.3	20.0
Kick Returns: Number-Yds-TD	1-16-0	2-36-0
Avg. Per Return	16.0	18.0
Interception: Number-Yds-TD	0-0-0	0-0-0
Fumble Returns: Number-Yds-TD	0-0-0	0-0-0
Miscellaneous Yards	0	0
Possession Time	28:30	31:30
1st Quarter	07:55	07:05
2nd Quarter	08:30	06:30
3rd Quarter	06:04	08:56
4th Quarter	06:01	08:59
Third Down Conversions	4-16	3-16
Fourth Down Conversions	2-3	0-0
Red-Zone: Scores-Chances	3-3	0-0
Touchdowns	3-3	0-0
Field Goals	0-3	0-0
Sacks By: Number-Yds	8-64	3-14
PAT Kicks	4-4	1-1
Field Goals	2-2	0-0
Points off Turnover	7	0

Game 3

Central Michigan

LSU
LSU

RUSHING	Att.	Gain	Lost	Net	TD	Long	Avg.
Corey Kiner	12	80	6	74	1	26	6.2
Josh Williams	2	15	0	15	0	10	7.5
Tyrion Davis-Price	6	15	11	4	0	5	0.7
Max Johnson	1	4	0	4	0	4	4.0
TEAM	2	0	3	-3	0	0	-1.5
Garrett Nussmeier	1	0	10	-10	0	0	-10.0
Totals...	24	114	30	84	1	26	3.5

PASSING	Att.	Comp	Int	Yds	TD	Long	Sacks
Max Johnson	35	26	1	372	5	41	0
Garrett Nussmeier	4	1	0	28	0	28	1

RECEIVING	No.	Yds.	TD	Long
Kayshon Boutte	6	44	1	15
DeionSmith	5	135	2	40
Jack Bech	5	81	1	31
Devonta Lee	5	47	1	21
Brian Thomas Jr.	2	50	0	41
Koy Moore	2	39	0	28
Malik Nabers	1	6	0	6
Josh Williams	1	-2	0	0
Jaray Jenkins	0	0	0	0
Totals...	27	400	5	41

PUNTING	No.	Yds.	Avg.	Long	I20	TB
Avery Atkins	4	181	45.2	55	1	1

FIELD GOALS	Att.	Made	Long	KICKS
N/A				

ALL RETURNS	Punts			Kickoffs			Interceptions		
	No.	Yds.	Lg.	No.	Yds.	Lg.	No.	Yds.	Lg.
Koy Moore	2	-1	0	0	0	0	0	0	0
Kayshon Boutte	0	0	0	1	20	20	0	0	0
Major Burns	0	0	0	0	0	0	1	18	18

CENTRAL MICHIGAN

RUSHING	Att.	Gain	Lost	Net	TD	Long	Avg.
Myles Bailey	7	29	0	29	0	11	4.1
De'Javion Stepney	3	22	0	22	0	17	7.3
Lew Nichols	12	28	10	18	0	17	1.5
Darius Bracy	1	2	0	2	0	2	2.0
Marion Lukes	2	0	2	-2	0	0	-1.0
Jacob Sirmon	6	5	1	-3	0	5	-2.2
Totals...	31	86	30	56	0	17	1.8

PASSING	Att.	Comp	Int.	Yds.	TD	Long	Sacks
Jacob Sirmon	24	17	1	156	1	78	5
Daniel Richardson	15	8	0	72	1	19	0

RECEIVING	No.	Yds.	TD	Long
JaCorey Sullivan	5	114	1	78
Lew Nichols	5	19	0	12
Joel Wilson	4	31	1	18
Kalil Pimbleton	3	35	0	19
Dallas Dixon	3	14	0	6
Myles Bailey	2	14	0	10
Remi Simmons	1	2	0	2
De'Javion Stepney	1	1	0	1
Darius Bracy	1	-2	0	0
Alec Ward	0	0	0	0
Totals...	25	228	2	78

PUNTING	No.	Yds.	Avg.	Long	I20	TB
Luke Elzinga	6	294	49.0	60	4	0
Totals...	6	294	49.0	60	4	0

FIELD GOALS	Att.	Made	Long	KICKS
N/A				

ALL RETURNS	Punts			Kickoffs			Interceptions		
	No.	Yds.	Lg.	No.	Yds.	Lg.	No.	Yds.	Lg.
Mason Pierce	1	20	20	2	36	22	0	0	0

LSU Dominates Central Michigan, 49-21

Max Johnson tossed five touchdown passes and the Tigers defense continued to show improvement, as LSU defeated Central Michigan, 49-21, on Saturday night in Tiger Stadium. Johnson, who played only 2 1/2 quarters, finished 26-of-35 passing for 372 yards with five touchdowns and an interception. The sophomore has thrown for at least three TD's in the first five starts in his career, a first by an LSU player. LSU, which started three true freshman receivers, spread the ball around to eight different players including freshman **Deion Smith** whose coming-out party included five catches for 135 yards and LSU's first two offensive touchdowns. Freshman end **Jack Bech** added career-bests of five catches for 81 yards with a one-handed 20-yard TD reception, while sophomore wide receiver **Kayshon Boutte** had a game-high six grabs for 44 yards including a 2-yard TD. Freshman **Corey Kiner** paved the way on the ground for the Tigers, rushing 12 times for 74 yards with a 5-yard touchdown run. Defensively, LSU defensive end **Andre Anthony** picked up a fumble and scored with a 33-yard return in for LSU's second touchdown of the contest with 10:05 left in the first quarter. The Tigers had 15 tackles for loss including five sacks and an interception by safety **Major Burns**. Central Michigan's scores came on 78-yard touchdown reception with 25 seconds left in the first quarter on a busted coverage, a 20-yard interception return and an 18-yard pass with 10:47 left in the contest. LSU outgained Central Michigan, 484-284 – 117 of CMU's yards were gained in the fourth quarter when most Tigers starters gave way to reserves.

Scoring		1	2	3	4	F
CMU		7	0	7	7	21
LSU		21	14	7	7	49
LSU	1Q	11:48	Smith 28 yd pass from Johnson (York kick)			
LSU	1Q	10:05	Anthony 33 yd fumble return (York kick)			
LSU	1Q	01:52	Smith 40 yd pass from Johnson (York kick)			
CMU	1Q	00:25	Sullivan 78 yd pass from Sirmon (Meeder kick)			
LSU	2Q	06:54	Boutte 2 yd pass from Johnson (York kick)			
LSU	2Q	02:15	Bech 20 yd pass from Johnson (York kick)			
LSU	3Q	09:34	Lee 21 yd pass from Johnson (York kick)			
CMU	3Q	05:41	Reed 20 yd interception return (Meeder kick)			
CMU	4Q	10:47	Wilson 18 yd pass from Richardson (Meeder kick)			
LSU	4Q	07:19	Kiner 5 yd rush (Stafford kick)			

Team Stats	CMU	LSU
FIRST DOWNS	17	23
Rushing	5	5
Passing	11	18
Penalty	1	0
NET YARDS RUSHING	56	84
Rushing Attempts	31	24
Average Per Rush	1.8	3.5
Rushing Touchdowns	0	1
Yards Gained Rushing	86	114
Yards Lost Rushing	30	30
NET YARDS PASSING	228	400
Completions-Attempts-Int	25-39-1	27-39-1
Avg. Per Attempt	5.8	10.3
Avg. Per Completion	9.1	14.8
Passing Touchdowns	2	5
TOTAL OFFENSE YARDS	284	484
Total offense plays	70	63
Avg. Gain Per Play	4.1	7.7
Fumbles: Number-Lost	1-1	1-0
Penalties: Number-Yards	2-20	6-57
PUNTS-YARDS	6-294	4-181
Avg. Yard Per Punt	49.0	45.2
Net Yards Per Punt	49.2	40.2
Inside 20	4	1
50+ Yards	3	2
Touchbacks	0	1
Fair Catch	1	3
KICKOFF-YARDS	4-245	8-520
Avg. Yard Per Kickoff	61.2	65.0
Net Yards Per Kickoff	36.2	40
Touchbacks	1	8
Fair Catch Yards	0	0
Punt Returns: Number-Yds-TD	0-0-0	2-1-0
Avg. Per Return	0.0	-0.5
Kick Returns: Number-Yds-TD	0-0-0	1-20-0
Avg. Per Return	0.0	20.0
Interception: Number-Yds-TD	1-20-1	1-18-0
Fumble Returns: Number-Yds-TD	0-0-0	1-33-1
Miscellaneous Yards	0	0
Possession Time	33:02	26:58
1st Quarter	08:06	06:54
2nd Quarter	07:01	07:59
3rd Quarter	08:11	06:49
4th Quarter	09:44	05:16
Third Down Conversions	9-19	6-11
Fourth Down Conversions	1-3	0-0
Red-Zone: Scores-Chances	1-1	3-3
Touchdowns	1-1	3-3
Field Goals	0-1	0-3
Sacks By: Number-Yds	1-10	5-18
PAT Kicks	3-3	7-7
Field Goals	0-0	0-0
Points off Turnover	7	7

Game 4

LSU 28 September 25, 2021
MSU 25 Davis Wade Stadium
Starkville, Miss.
50,298

LSU									
RUSHING									
Tyrion Davis-Price	Att.	Gain	Lost	Net	TD	Long	Avg.		
Corey Kiner	4	15	1	14	0	7	3.5		
Armoni Goodwin	3	11	0	11	0	9	3.7		
TEAM	3	0	3	-3	0	0	-1.0		
Max Johnson	4	5	15	-10	0	5	-2.5		
Totals...	27	85	22	63	0	18	2.3		
PASSING									
Max Johnson	Att.	Comp		Int	Yds	TD	Long	Sacks	
	27	17		1	280	4	64	2	
RECEIVING									
Kayson Boutte	No.	Yds.	TD	Long					
Brian Thomas Jr.	3	43	0	20					
Deion Smith	2	19	0	12					
Jaray Jenkins	2	15	0	10					
Jack Bech	2	13	0	9					
Trey Palmer	1	58	1	58					
Kole Taylor	1	41	1	41					
Malik Nabers	1	4	0	4					
Armani Goodwin	1	2	0	2					
Totals...	17	280	4	64					
PUNTING									
Avery Atkins	No.	Yds.	Avg.	Long	I20	TB			
	5	197	39.4	52	2	1			
FIELD GOALS									
N/A	Att.	Made	Long	KICKS					
ALL RETURNS									
	Punts			Kickoffs			Interceptions		
	No.	Yds.	Lg.	No.	Yds.	Lg.	No.	Yds.	Lg.
Trey Palmer	2	26	24	0	0	0	0	0	0
Cordale Flott	0	0	0	0	0	0	1	0	0
MISSISSIPPI STATE									
RUSHING									
Dillon Johnson	Att.	Gain	Lost	Net	TD	Long	Avg.		
Jo'quavious Marks	13	49	3	46	0	14	3.5		
Will Rogers	5	20	2	18	0	10	3.6		
Totals...	26	120	5	115	0	14	4.4		
PASSING									
Will Rogers	Att.	Comp		Int.	Yds.	TD	Long	Sacks	
	62	47		1	371	3	29	1	
RECEIVING									
Jo'quavious Marks	No.	Yds.	TD	Long					
Dillon Johnson	9	67	1	16					
Makai Polk	8	78	1	29					
Austin Williams	6	62	1	22					
Malik Heath	5	48	0	22					
Lideatrick Griffen	3	18	0	10					
Jamire Calvin	2	21	0	13					
Christian Ford	2	14	0	9					
Jaden Walley	2	9	0	7					
Will Rogers	1	-4	0	0					
Rara Thomas	1	0	0	0					
Totals...	47	371	3	29					
PUNTING									
Archer Trafford	No.	Yds.	Avg.	Long	I20	TB			
	3	131	43.7	53	1	1			
FIELD GOALS									
Nolan Mccord	Att.	Made	Long	KICKS					
	2	1	23	23,33					
ALL RETURNS									
	Punts			Kickoffs			Interceptions		
	No.	Yds.	Lg.	No.	Yds.	Lg.	No.	Yds.	Lg.
Jaden Walley	2	7	5	0	0	0	0	0	0
Emmanuel Forbes	0	0	0	0	0	0	1	-10	0

LSU Contains Mississippi St. for 28-25 Victory
Max Johnson passed for 280 yards and four touchdowns, as the LSU Football team earned a 28-25 victory in the SEC opener on Saturday at Davis Wade Stadium. Johnson, a sophomore, became the first Tiger since Rohan Davey in 1999 to throw three touchdown passes of 40-plus yards in a single game. He finished 17-of-27 passing with touchdowns of 11 and 64 yards to wide receiver **Kayshon Boutte**, 58 to wide receiver **Trey Palmer** and 41 to tight end **Kole Taylor** that put his Tigers ahead 28-10 with 11:32 to play. Boutte led LSU with four catches and 85 yards, while **Brian Thomas Jr.** added four receptions for 43 yards. **Tyrion Davis-Price** had a team-high 51 rushing yards on 13 carries. Meanwhile, LSU's defense executed its dime package – six defensive backs – and kept the ball in front of itself for a vast majority of the contest. The Tigers "bend don't break" exercise resulted in a pair of first-quarter turnovers forced by nickelback **Cordale Flott** on the LSU side of the field and later a three-score lead in the fourth quarter when State rallied for a pair of touchdowns to make the game interesting. State quarterback Will Rogers finished 47-of-62 passing for 371 yards with three touchdowns and an interception. His 62 pass attempts were the fourth-most by an LSU opposing quarterback in program history (record: 72 by Troy's Levi Brown in 2008).

Scoring		1	2	3	4	F
LSU		7	0	14	7	28
MSU		7	3	7	15	25
LSU	1Q	09:04	Boutte 11 yd pass from Johnson (York kick)			
MSU	2Q	08:19	Mccord 23 yd FG			
LSU	3Q	14:22	Boutte 64 yd pass from Johnson (York kick)			
LSU	3Q	03:35	Palmer 58 yd pass from Johnson (York kick)			
MSU	3Q	00:26	Polk 29 yd pass from Rogers (Mccord kick)			
LSU	4Q	11:32	Taylor 41 yd pass from Johnson (York kick)			
MSU	4Q	06:48	Williams 2 yd pass from Rogers (Mccord kick)			
MSU	4Q	01:53	Marks 16 yd pass from Rogers (Heath pass from Rogers)			
Team Stats		LSU		MSU		
FIRST DOWNS		15		29		
Rushing		6		10		
Passing		8		18		
Penalty		1		1		
NET YARDS RUSHING		63		115		
Rushing Attempts		27		26		
Average Per Rush		2.3		4.4		
Rushing Touchdowns		0		0		
Yards Gained Rushing		85		120		
Yards Lost Rushing		22		5		
NET YARDS PASSING		280		371		
Completions-Attempts-Int		17-27-1		47-62-1		
Average Per Attempt		10.4		6.0		
Average Per Completion		16.5		7.9		
Passing Touchdowns		4		3		
TOTAL OFFENSE YARDS		343		486		
Total offense plays		54		88		
Average Gain Per Play		6.4		5.5		
Fumbles: Number-Lost		0-0		1-1		
Penalties: Number-Yards		5-32		6-36		
PUNTS-YARDS		5-197		3-131		
Average Yards Per Punt		39.4		43.7		
Net Yards Per Punt		34		35		
Inside 20		2		1		
50+ Yards		1		1		
Touchbacks		1		0		
Fair catch		1		0		
KICKOFF-YARDS		5-325		4-255		
Average Yards Per Kickoff		65.0		63.8		
Net Yards Per Kickoff		40		41.2		
Touchbacks		5		2		
Fair Catch Yards		0		40		
Punt returns: Number-Yards-TD		2-26-0		2-7-0		
Average Per Return		13.0		3.5		
Kickoff returns: Number-Yds-TD		0-0-0		0-0-0		
Average Per Return		0.0		0.0		
Interceptions: Number-Yds-TD		1-0-0		1--10-0		
Fumble Returns: Number-Yds-TD		1-35-0		0-0-0		
Miscellaneous Yards		0		0		
Possession Time		24:52		35:08		
1st Quarter		06:51		08:09		
2nd Quarter		05:51		09:09		
3rd Quarter		05:37		09:23		
4th Quarter		06:33		08:27		
Third-Down Conversions		5-13		12-18		
Fourth-Down Conversions		1-1		0-0		
Red-Zone Scores-Chances		1-1		3-4		
Touchdowns		1-1		2-4		
Field goals		0-1		1-4		
Sacks By: Number-Yards		1-2		2-15		
PAT Kicks		4-4		2-2		
Field Goals		0-0		1-2		
Points off Turnover		7		0		

Game 5

Auburn
LSU

24
19
October 2, 2021
Tiger Stadium
Baton Rouge, La.
97,717

LSU							
RUSHING	Att.	Gain	Lost	Net	TD	Long	Avg.
Corey Kiner	5	22	0	22	0	11	4.4
Tyrion Davis-Price	5	18	0	18	0	8	3.6
Max Johnson	10	29	19	10	0	11	1.0
Armoni Goodwin	2	4	0	4	0	3	2.0
Josh Williams	1	2	0	2	0	2	2.0
Austin Deculus	0	0	0	0	0	0	0.0
TEAM	2	0	23	-23	0	0	-11.5
Totals...	25	75	42	33	0	11	1.3
PASSING	Att.	Comp	Int.	Yds.	TD	Long	Sacks
Max Johnson	46	26	1	325	1	55	3
RECEIVING	No.	Yds.	TD	Long			
Jack Bech	7	84	0	40			
Kayshon Boutte	6	127	1	55			
Brian Thomas Jr.	5	32	0	12			
Malik Nabers	2	30	0	25			
Jaray Jenkins	2	20	0	12			
Deion Smith	1	10	0	10			
Tyrion Davis-Price	1	9	0	9			
Trey Palmer	1	7	0	7			
Corey Kiner	1	6	0	6			
Totals...	26	325	1	55			
PUNTING	No.	Yds.	Avg.	Long	I20	TB	
Avery Atkins	4	163	40.8	45	3	0	
FIELD GOALS	Att.	Made	Long	KICKS			
Cade York	4	4	51	33,26,22,51			
Punts				Kickoffs		Interceptions	
ALL RETURNS	No.	Yds.	Lg.	No.	Yds.	Lg.	No. Yds.Lg.
Trey Palmer	0	0	0	1	17	17	0 0 0
AUBURN							
RUSHING	Att.	Gain	Lost	Net	TD	Long	Avg.
Bo Nix	12	74	0	74	1	12	6.2
Jarquez Hunter	6	65	0	65	1	44	10.8
Tank Bigsby	9	35	8	27	0	11	3.0
TEAM	2	0	3	-3	0	0	-1.5
Totals...	29	174	11	163	2	44	5.6
PASSING	Att.	Comp	Int	Yds	TD	Long	Sacks
Bo Nix	44	23	0	255	1	33	0
TJ Finley	4	1	0	35	0	36	0
RECEIVING	No.	Yds.	TD	Long			
Demetris Robertson	6	60	0	19			
John Samuel Shenker	5	102	0	35			
Shaun Shivers	5	38	0	17			
Tyler Fromm	3	40	1	24			
Kobe Hudson	1	20	0	20			
Jarquez Hunter	1	10	0	10			
Shedrick Jackson	1	7	0	7			
Ze'Vian Capers	1	7	0	7			
Tank Bigsby	1	6	0	6			
Ja'Varrius Johnson	0	0	0	0			
Totals...	24	290	1	35			
PUNTING	No.	Yds.	Avg.	Long	I20	TB	
Oscar Chapman	3	119	39.7	44	1	0	
FIELD GOALS	Att.	Made	Long	KICKS			
Anders Carlson	3	1	49	51, 49, 52			
Punts				Kickoffs		Interceptions	
ALL RETURNS	No.	Yds.	Lg.	No.	Yds.	Lg.	No. Yds. Lg.
Nehemiah Pritchett	0	0	0	1	19	19	0 0 0
Bydarrius Knighten	0	0	0	0	0	0	1 7 7

Auburn Comes Back to Defeat LSU, 24-19
Auburn scored 14 fourth-quarter points to defeat LSU in Tiger Stadium for the first time since 1999, 24-19, on Saturday night in Tiger Stadium. Auburn (4-1, 1-0 SEC) used an 11-play, 92-yard fourth-quarter drive to take its first lead of the game with 3:11 to play. Running back Jarquez Hunter, who had a 44-yard run on the drive, scored from 1 yard to give Auburn the final margin. LSU (3-2, 1-1 SEC) led 13-0 in the second quarter and 19-10 entering the fourth quarter before Auburn senior quarterback Bo Nix and Hunter scored in the final stanza. LSU quarterback **Max Johnson** completed 26-of-46 passes for LSU for 325 yards and a touchdown, while the Tigers continued to struggle running the ball. LSU managed only 33 net yards on 25 attempts including three sacks. Wide receiver **Kayshon Boutte** had a game-high 127 receiving yards on six catches, while tight end **Jack Bech** added seven catches for 84 yards. LSU's **Cade York** made field goals of 33, 26, 22 and 51 yards to remain perfect on the 2021 season (8 for 8). Nix finished 23-of-44 passing for 255 yards with a touchdown passing and another rushing for Auburn. He also led his Tigers with 74 rushing yards on 12 carries. John Samuel Shenker led Auburn with 102 receiving yards on five catches.

Scoring		1	2	3	4	F
AUB		0	10	0	14	24
LSU		7	6	6	0	19
LSU	1Q	06:33	Boutte 31 yd pass from Johnson (York kick)			
LSU	2Q	13:35	York 33 yd FG			
LSU	2Q	08:38	York 26 yd FG			
AUB	2Q	04:53	Fromm 24 yd pass from Nix (Carlson kick)			
AUB	2Q	00:14	Carlson 49 yd FG			
LSU	3Q	11:00	York 22 yd FG			
LSU	3Q	03:26	York 51 yd FG			
AUB	4Q	14:16	Nix 5 yd rush (Carlson kick)			
AUB	4Q	03:11	Hunter 1 yd rush (Carlson kick)			
Team Stats		AUB		LSU		
FIRST DOWNS		23		19		
Rushing		6		3		
Passing		16		13		
Penalty		1		3		
NET YARDS RUSHING		163		33		
Rushing Attempts		29		25		
Average Per Rush		5.6		1.3		
Rushing Touchdowns		2		0		
Yards Gained Rushing		174		75		
Yards Lost Rushing		11		42		
NET YARDS PASSING		290		325		
Completions-Attempts-Int		24-48-0		26-46-1		
Average Per Attempt		6.0		7.1		
Average Per Completion		12.1		12.5		
Passing Touchdowns		1		1		
TOTAL OFFENSE YARDS		453		358		
Total offense plays		77		71		
Average Gain Per Play		5.9		5.0		
Fumbles: Number-Lost		0-0		2-0		
Penalties: Number-Yards		5-45		6-50		
PUNTS-YARDS		3-119		4-163		
Average Yards Per Punt		39.7		40.8		
Net Yards Per Punt		39.7		40.8		
Inside 20		1		3		
50+ Yards		0		0		
Touchbacks		0		0		
Fair catch		3		3		
KICKOFF-YARDS		5-269		6-390		
Average Yards Per Kickoff		53.8		65.0		
Net Yards Per Kickoff		35.6		41		
Touchbacks		1		5		
Fair Catch Yards		44		0		
Punt returns: Number-Yards-TD		0-0-0		0-0-0		
Average Per Return		0.0		0.0		
Kickoff returns: Number-Yds-TD		1-19-0		1-17-0		
Average Per Return		19.0		17.0		
Interceptions: Number-Yds-TD		1-7-0		0-0-0		
Fumble Returns: Number-Yds-TD		0-0-0		0-0-0		
Miscellaneous Yards		0		0		
Possession Time		28:46		31:14		
1st Quarter		07:23		07:37		
2nd Quarter		08:21		06:39		
3rd Quarter		05:18		09:42		
4th Quarter		07:44		07:16		
Third-Down Conversions		7-16		6-17		
Fourth-Down Conversions		2-3		1-2		
Red-Zone Scores-Chances		2-2		4-4		
Touchdowns		2-2		1-4		
Field goals		0-2		3-4		
Sacks By: Number-Yards		3-19		0-0		
PAT Kicks		3-3		1-1		
Field Goals		1-3		4-4		
Points off Turnover		0		0		

Numerical Roster

NO.	NAME	POS.	HT.	WT.	CL.-EXP.	HOMETOWN (PREVIOUS SCHOOL)
0	Maason Smith	DT	6-6	292	FR-HS	Houma, La. (Terrebonne HS)
1	Kayshon Boutte	WR	6-0	190	SO-1L	New Iberia, La. (Westgate HS)
1	Eli Ricks	CB	6-2	195	SO-1L	Rancho Cucamonga, Calif. (IMG Academy)
2	Dwight McGlothern	CB	6-2	186	SO-1L	Houston, Texas (Klein Oak HS)
2	Koy Moore	WR	6-0	190	SO-1L	Kenner, La. (Archbishop Rummel HS)
3	Andre Anthony	DE	6-4	251	GR-3L	New Orleans, La. (Edna Karr HS)
3	Tyrion Davis-Price	RB	6-1	223	JR-2L	Baton Rouge, La. (Southern Lab HS)
4	John Emery Jr.	RB	6-0	215	JR-2L	St. Rose, La. (Destrehan HS)
4	Todd Harris Jr.	S	5-11	195	GR-3L	Maringouin, La. (Plaquemine HS)
5	Garrett Nussmeier	QB	6-1	190	FR-HS	Lake Charles, La. (Marcus HS)
5	Jay Ward	S	6-1	180	JR-2L	Moultrie, Ga. (Colquitt County HS)
6	Derrick Davis Jr.	DB	6-0	198	FR-HS	Wilkinsburg, Pa. (Gateway HS)
6	Deion Smith	WR	6-3	198	FR-HS	Jackson, Miss. (Jackson Academy)
7	Derek Stingley Jr.	CB	6-1	195	JR-2L	Baton Rouge, La. (Dunham School)
8	Malik Nabers	WR	6-1	188	FR-HS	Lafayette, La. (Southside HS)
8	BJ Ojulari	DE	6-3	244	SO-1L	Marietta, Ga. (Marietta HS)
10	Jaray Jenkins	WR	6-3	198	JR-2L	Jena, La. (Jena HS)
10	Josh White	LB	6-0	220	SO-1L	Houston, Texas (Cy Creek HS)
11	Ali Gaye	DE	6-6	250	SR-1L	Lynnwood, Wash. (Edmonds-Woodway HS)
11	Brian Thomas Jr.	WR	6-5	198	FR-HS	Walker, La. (Walker HS)
12	Alex Adams	WR	6-1	200	SO-1L	Osyka, Miss. (South Pike HS)
12	Tavion Faulk	QB	6-1	167	FR-HS	Carencro, La. (Carencro HS)
13	Jontre Kirklin	WR	5-11	186	SR-4L	Lutcher, La. (Lutcher HS)
14	Max Johnson	QB	6-5	218	SO-1L	Athens, Ga. (Oconee County HS)
14	Matthew Langlois	DB	6-0	197	FR-HS	New Roads, La. (Catholic HS of Pointe Coupee)
15	Myles Brennan	QB	6-4	234	SR-3L	Long Beach, Miss. (St. Stanislaus HS)
15	Sage Ryan	DB	5-11	195	FR-HS	Lafayette, La. (Lafayette Christian Academy)
16	Devonta Lee	WR	6-2	215	JR-2L	Fluker, La. (Armite HS)
17	Zavier Carter	DE	6-4	199	FR-HS	Atlanta, Ga. (Hapeville Charter Academy)
17	Chris Hilton Jr.	WR	6-0	178	FR-HS	Zachary, La. (Zachary HS)
18	Avery Atkins	PK	6-0	218	SR-3L	Auburn, Ala. (Auburn HS)
18	Damone Clark	LB	6-3	240	SR-3L	Baton Rouge, La. (Southern Lab HS)
19	Mike Jones Jr.	LB	6-2	234	SO-TR	Nashville, Tenn. (IMG Academy/Clemson)
19	Matt O'Dowd	QB	6-2	199	FR-HS	Plantation, Fla. (Marjory Stoneman Douglas HS)
21	Corey Kiner	RB	5-10	213	FR-HS	Cincinnati, Ohio (Roger Bacon HS)
21	Jordan Toles	S	6-2	203	SO-1L	Baltimore, Md. (St. Frances Academy)
22	Armoni Goodwin	RB	5-9	185	FR-HS	Birmingham, Ala. (Hewitt-Trussville HS)
22	Navonteque Strong	LB	6-2	230	SO-JC	Forest, Miss. (Scott Central HS/Mississippi Gulf Coast CC)
23	Micah Baskerville	LB	6-2	223	SR-3L	Shreveport, La. (Evangel Christian Academy)
23	Corren Norman	RB	5-9	195	SO-1L	Lafayette, La. (Lafayette HS)
24	Carter Arceneaux	WR	5-11	183	FR-HS	Lafayette, La. (St. Thomas More HS)
24	Darren Evans	CB	6-3	174	SR-1L	Baton Rouge, La. (Glen Oaks HS/Nicholls)
25	Cordale Flott	CB	6-2	170	JR-2L	Saraland, Ala. (Saraland HS)
26	Damarius McGhee	DB	6-1	162	FR-HS	Pensacola, Fla. (Pensacola Catholic HS)
27	Ralph Walker	DB	5-11	165	FR-HS	Zachary, La. (Zachary HS)
27	Josh Williams	RB	5-9	194	SO-1L	Houston, Texas (The Kinkaid School)
28	Major Burns	DB	6-3	178	FR-TR	Baton Rouge, La. (Madison Prep Academy/Georgia)
29	Raydarius Jones	CB	6-2	171	SO-1L	Horn Lake, Miss. (Horn Lake HS)
30	Greg Penn III	LB	6-2	221	FR-HS	Baltimore, Md. (DeMatha Catholic HS)
31	Cameron Lewis	S	6-1	195	GR-2L	Monroe, La. (Wossman HS)
32	Peyton Badyrka	PK	6-2	170	FR-HS	Dunmore, Pa. (Dunmore HS)
32	Lloyd Cole	CB	5-11	200	SR-2L	Bossier City, La. (Parkway HS/Grambling)
33	Everett Garard	DB	5-10	189	FR-HS	Atlanta, Ga. (North Gwinnett HS)
33	Trey Palmer	WR	6-1	187	JR-2L	Kentwood, La. (Kentwood HS)
34	Damian Ramos	PK/P	6-1	160	FR-HS	Baltimore, Md. (St. Paul's HS)
34	Antoine Sampah	LB	6-2	215	SO-1L	Woodbridge, Va. (Woodbridge HS)
35	Nick Demas	RB	6-0	198	FR-RS	Westfield, Ind. (Guerin Catholic HS)
35	Saivion Jones	DE	6-6	242	FR-HS	Vacherie, La. (St. James HS)
36	Messiah Farinas	S	6-0	173	FR-HS	Houston, Texas (Westside HS)
36	Cade York	PK	6-2	206	JR-2L	McKinney, Texas (Prosper HS)
37	Hunter Faust	LB	6-1	216	JR-1L	New Orleans, La. (Jesuit HS)
38	Pig Cage	DB	5-11	198	FR-TR	Kenner, La. (Archbishop Rummel HS/Nicholls)
38	Peyton Todd	P	6-4	228	FR-HS	West Monroe, La. (West Monroe HS)
39	Ezekeal Mata	PK	6-0	188	FR-RS	San Marcos, Calif. (Mission Hills HS)
39	Phillip Webb	LB	6-4	241	FR-RS	Buford, Ga. (Lanier HS)
40	Landon Jackson	DL	6-7	273	FR-HS	Texarkana, Texas (Pleasant Grove HS)
41	Jake Chiasson	TE	5-11	213	FR-HS	Lafayette, La. (St. Thomas More HS)
41	Kyler Rodriguez	LB	5-10	200	FR-RS	Kenner, La. (Archbishop Rummel HS)
42	Lane Blue	LB	6-1	247	FR-HS	Chatham, La. (Neville HS)
42	Aaron Moffitt	TE	6-2	232	GR-1L	Baton Rouge, La. (Catholic HS)
42	Matt Worch	DE/LB	6-1	220	FR-HS	Rockville, Md. (Our Lady of Good Counsel HS)
43	Matt Jayne	LB	5-8	182	FR-TR	Kenner, La. (John Curtis HS/McNeese)
43	Preston Stafford	PK	6-0	172	JR-SQ	Baton Rouge, La. (Catholic HS)
44	Luke Laforge	SNP	6-0	205	FR-HS	New Orleans, La. (Jesuit HS)
45	Stephen King	TE	6-6	260	JR-SQ	Alexandria, Va. (Hayfield Secondary School)

Alphabetical Roster

NO.	NAME	POS.
12	Alex Adams	WR
3	Andre Anthony	DE
24	Carter Arceneaux	WR
18	Avery Atkins	PK
31	Peyton Badyrka	PK
23	Micah Baskerville	LB
80	Jack Bech	WR
54	Aaron Benfield	LB
64	Josh Billedeaux	OL
42	Lane Blue	LB
86	Caleb Bonine	TE
1	Kayshon Boutte	WR
75	Anthony Bradford	OL
15	Myles Brennan	QB
28	Major Burns	DB
38	Pig Cage	DB
17	Zavier Carter	DE
55	Jarell Cherry	DE
41	Jake Chiasson	TE
18	Damone Clark	LB
32	Lloyd Cole	CB
6	Derrick Davis Jr.	DB
3	Tyrion Davis-Price	RB
76	Austin Deculus	OT
72	Garrett Dellinger	OL
35	Nick Demas	RB
46	Charlie Drost	TE
74	Marcus Dumervil	OL
4	John Emery Jr.	RB
24	Darren Evans	CB
94	Joseph Evans	DT
36	Messiah Farinas	S
92	Neil Farrell Jr.	DE
12	Tavion Faulk	QB
37	Hunter Faust	LB
49	Jonathan Ferguson	P
25	Cordale Flott	CB
53	Soni Fonua	DE
88	Evan Francioni	WR
33	Everett Garard	DB
11	Ali Gaye	DE
51	Dylan Gibbs	LB
85	LJ Gilyot	WR
22	Armoni Goodwin	RB
90	Jacobian Guillory	DT
4	Todd Harris Jr.	S
52	Nate Harris	LB
71	Xavier Hill	OL
17	Chris Hilton Jr.	WR
57	Chasen Hines	OG
70	Ed Ingram	OG
40	Landon Jackson	DL
43	Matt Jayne	LB
10	Jaray Jenkins	WR
14	Max Johnson	QB
19	Mike Jones Jr.	LB
29	Raydarius Jones	CB
35	Saivion Jones	DE
21	Corey Kiner	RB
45	Stephen King	TE
13	Jontre Kirklin	WR
44	Luke Laforge	SNP
14	Matthew Langlois	DB
81	Bryce Langston	DL
16	Devonta Lee	WR
83	Gabe Leonards	TE
31	Cameron Lewis	S
59	Desmond Little	DE
97	Glen Logan	DT
55	Kimo Makane'ole	OL
77	Marlon Martinez	OL
82	Jack Mashburn	TE
39	Ezekeal Mata	PK

Numerical Roster

NO.	NAME	POS.	HT.	WT.	CL.-EXP.	HOMETOWN (PREVIOUS SCHOOL)
46	Charlie Drost	TE	6-5	240	FR-RS	Lake Charles, La. (St. Louis Catholic HS)
46	Blake McLaughlin	LB	5-10	229	FR-HS	New Orleans, La. (Gonzaga College HS)
47	Max Peterson	SNP	6-0	220	FR-RS	Weston, Mass. (Belmont Hill School)
48	Quentin Skinner	SNP	6-0	241	SO-1L	Buford, Ga. (Buford HS)
48	Sloan Wright	LB	6-2	231	FR-RS	Lafayette, La. (St. Thomas More HS)
49	Jonathan Ferguson	P	6-2	235	FR-HS	Sacramento, Calif. (Davis Senior HS)
51	Dylan Gibbs	LB	6-1	211	FR-HS	Destrehan, La. (Destrehan HS)
52	Nate Harris	LB	6-0	190	FR-HS	Leonard, Texas (Leonard HS)
53	Soni Fonua	DE	6-4	258	SR-2L	Salt Lake City, Utah (East HS/Mesa CC)
54	Aaron Benfield	LB	6-2	229	SO-SQ	Lafitte, La. (E.D. White Catholic HS)
55	Jarell Cherry	DE	6-2	259	JR-1L	Dallas, Texas (Carter HS)
55	Kimo Makane'ole	OL	6-4	293	FR-HS	Niceville, Fla. (Niceville HS)
56	Liam Shanahan	C	6-5	300	SR-1L	Marlborough, Mass. (Marlborough HS/Harvard)
56	Vincent Valdez	DL	5-9	262	FR-HS	El Paso, Texas (Eastwood HS)
57	Chasen Hines	OG	6-3	350	SR-3L	Marshall, Texas (Marshall HS)
58	Jared Small	LB	5-11	207	SR-2L	Baton Rouge, La. (Catholic HS)
58	Kardell Thomas	OL	6-4	339	SO-SQ	Baton Rouge, La. (Southern Lab HS)
59	Desmond Little	DE	6-5	231	SO-SQ	Prichard, Ala. (Vigor HS)
61	Cameron Wire	OT	6-6	307	JR-1L	Gonzales, La. (East Ascension HS)
64	Josh Billedeaux	OL	6-2	312	FR-HS	Lafayette, La. (St. Thomas More HS)
66	Lanson Smith	OL	6-1	280	FR-HS	Houston, Texas (Clear Falls HS)
67	Spencer Payne	OL	6-3	296	FR-RS	Castroville, Texas (Medina Valley HS)
69	Charles Turner	OL	6-6	284	SO-1L	Canton, Ohio (IMG Academy)
70	Ed Ingram	OG	6-4	320	SR-3L	DeSoto, Texas (DeSoto HS)
71	Xavier Hill	OL	6-4	306	FR-RS	Olive Branch, Miss. (Olive Branch HS)
72	Garrett Dellinger	OL	6-5	303	FR-HS	Clarkston, Mich. (Clarkston HS)
74	Marcus Dumervil	OL	6-6	289	FR-RS	Lauderdale Lakes, Fla. (St. Thomas Aquinas HS)
75	Anthony Bradford	OL	6-5	365	SO-1L	Muskegon, Mich. (Muskegon HS)
76	Austin Deculus	OT	6-7	325	GR-4L	Mamou, La. (Cy-Fair HS)
77	Marlon Martinez	OL	6-5	316	SO-1L	Fort Lauderdale, Fla. (St. Thomas Aquinas HS)
78	Thomas Perry	OL	6-6	325	SO-SQ	Lafayette, La. (Teurlings Catholic HS)
80	Jack Bech	WR	6-2	207	FR-HS	Lafayette, La. (St. Thomas More HS)
81	Bryce Langston	DL	6-3	282	FR-HS	Ocala, Fla. (Vanguard HS)
82	Jack Mashburn	TE	6-3	224	SO-1L	Mandeville, La. (St. Paul's HS)
83	Gabe Leonards	TE	6-3	210	FR-HS	Crowley, La. (Notre Dame HS)
85	LJ Gilyot	WR	5-10	169	SO-RS	New Orleans, La. (Brother Martin HS)
86	Caleb Bonine	TE	6-3	214	FR-TR	Baton Rouge, La. (Catholic HS/Northwestern St.)
87	Kole Taylor	TE	6-7	247	SO-1L	Grand Junction, Colo. (Central HS)
88	Evan Francioni	WR	6-0	195	JR-1L	River Ridge, La. (Archbishop Rummel HS/New Orleans)
89	Jack Rilling	WR	5-9	175	FR-HS	Madison, Wisc. (St. Cloud HS)
90	Jacobian Guillory	DT	6-2	326	FR-RS	Alexandria, La. (Alexandria Senior HS)
92	Neil Farrell Jr.	DT	6-4	325	GR-4L	Mobile, Ala. (Murphy HS)
94	Joseph Evans	DT	6-1	306	SO-2L	Haynesville, La. (Haynesville HS)
97	Glen Logan	DT	6-5	303	GR-4L	Kenner, La. (Destrehan HS)
99	Jaquelin Roy	DT	6-4	297	SO-1L	Baton Rouge, La. (University Lab HS)

Alphabetical Roster

26	Damarius McGhee	DB
2	Dwight McGlothern	CB
46	Blake McLaughlin	LB
42	Aaron Moffitt	TE
2	Koy Moore	WR
8	Malik Nabers	WR
23	Corren Norman	RB
5	Garrett Nussmeier	QB
19	Matt O'Dowd	QB
8	BJ Ojulari	DE
33	Trey Palmer	WR
67	Spencer Payne	OL
30	Greg Penn III	LB
78	Thomas Perry	OL
47	Max Peterson	SNP
34	Damian Ramos	PK/P
1	Eli Ricks	CB
89	Jack Rilling	WR
41	Kyler Rodriguez	LB
99	Jaquelin Roy	DT
15	Sage Ryan	DB
34	Antoine Sampah	LB
56	Liam Shanahan	C
48	Quentin Skinner	SNP
58	Jared Small	LB
0	Maason Smith	DT
6	Deion Smith	WR
66	Lanson Smith	OL
43	Preston Stafford	PK
7	Derek Stingley Jr.	CB
22	Navonteque Strong	LB
87	Kole Taylor	TE
11	Brian Thomas Jr.	WR
58	Kardell Thomas	OL
38	Peyton Todd	P
21	Jordan Toles	S
69	Charles Turner	OL
56	Vincent Valdez	DL
27	Ralph Walker	DB
5	Jay Ward	S
39	Phillip Webb	LB
10	Josh White	LB
27	Josh Williams	RB
61	Cameron Wire	OT
42	Matt Worch	DE/LB
48	Sloan Wright	LB
36	Cade York	PK

Pronunciation Guide

PLAYERS

Jack Bech	Besh
Josh Billedeaux	bill-uh-doe
Caleb Bonine	bow-nine
Kayshon Boutte	Kay-shawn Boo-tay
Zavier Carter	zay-vure
Jake Chiasson	shah-sawn
Nick Demas	Dee-mus
Marcus Dumervil	Do-mer-ville
Messiah Farinas	Fa-ree-nus
Evan Francioni	Fran-chê-ô-nê
Everett Garard	guh-rard
Ali Gaye	Ah-lê, like the boxer
LJ Gilyot	gee-yot
Jacobian Guillory	Juh-cô-bê-an
Xavier Hill	z-sound in Xavier
Brandon Hubicz	Hue-bix
Saivion Jones	say-vee-on
Matthew Langlois	Ian-wah

Kimo Makane'ole	mack-uh-nay-oh-lay
Jansen Mayea	My-â-uh, hard a
Dwight McGlothern	Muh-glock-ern
Blake McLaughlin	mic-lauck-lin
Garrett Nussmeier	nuss-my-er
BJ Ojulari	Ô-juh-lar-ê
Jack Rilling	rie-ling
Jaquelin Roy	Juh-qway-lin
Antoine Sampah	sam-fa
Liam Shanahan	Lê-um
Maason Smith	may-son
Navonteque "Buggy" Strong	nuh-von-teek

COACHES

Daronte Jones	duh-ron-tay
DJ Mangas	mang-us
Greg McMahon	Mick-man
Ed Orgeron	O-zhure-on
Jake Peetz	peets