

Ole Miss

2021 FOOTBALL GAME NOTES

OLE MISS (5-1, 2-1 SEC)

Rankings AP: #12 | Coaches: #12
Last Game W, 31-26 (at Tennessee)
Streak W2
Head Coach Lane Kiffin
 Career Collegiate Record 71-40
 Years as College Head Coach 10th Season
 Record at Ole Miss 10-6
 Years at Ole Miss 2nd Season
 Record vs. LSU 0-1

GAME

7



VS.



DATE: Oct. 23, 2021

TIME: 2:30 p.m. CT

LOCATION: Vaught-Hemingway Stadium • Oxford, Miss.

TV: CBS - Brad Nessler (pxp), Gary Danielson (analyst), Jamie Erdahl (sideline)

HOME RADIO: David Kellum (pxp), Harry Harrison (analyst), Richard Cross (sideline)

LSU (4-3, 2-2 SEC)

Rankings AP: RV | Coaches: RV
Last Game W, 49-42 (vs. #20 Florida)
Streak W1
Head Coach Ed Orgeron
 Career Collegiate Record 65-44
 Years as College Head Coach 10th Season
 Record at LSU 49-17
 Years at LSU 6th Season
 Record vs. Ole Miss 5-0

WHAT TO WATCH FOR

- This game marks the 110th all-time meeting between the Ole Miss Rebels and LSU Tigers dating back to 1894.
- LSU is Ole Miss' second-most played opponent behind Mississippi State, whom the Rebels will play for the 118th time on Nov. 25.
- LSU holds a 64-40-4 advantage in the series, including a 11-7-1 in Oxford ... The original record is 64-41-4 in favor of LSU with Ole Miss' 2013 win vacated due to NCAA ruling.
- The home team has won seven of the last nine meetings on the field.
- The Rebels check in at No. 12 in both the AP Top 25 and the Coaches Poll.
- Ole Miss is third in the FBS in total offense (553.0 ypg) and fifth in scoring offense (43.7 ppg).
- The Rebels rank top 10 in the country in six separate categories: total offense (553.0), scoring offense (43.7), rushing offense (262.8), first downs (170), passes had intercepted (1) and turnovers lost (4).
- Fifteen Rebels have earned their degrees and are eligible for the 2021 season.
- Ole Miss has forced at least one turnover in 15 of 16 games under **Lane Kiffin**.
- QB **Matt Corral** ranks top 10 nationally in total offense (363.0 ypg), passing efficiency (169.2), points responsible for (134) and yards per pass attempt (9.39).
- WR **Dontario Drummond** is second in the SEC and No. 12 in FBS with five receiving touchdowns.
- RB **Snoop Conner** leads the SEC and is No. 9 nationally with nine rushing TDs on the season.
- DL **Sam Williams** leads the SEC and ranks No. 5 in FBS with 1.1 sacks per game.

SERIES HISTORY

Series Record LSU leads 64-40-4*
Original Record LSU leads 64-41-4
In Oxford LSU leads 11-7-1*
 (original record) LSU leads 11-8-1
In Baton Rouge LSU leads 42-24-1
At Neutral/Other Site LSU leads 11-9
Last Meeting 2020, in Baton Rouge
First Meeting 1894, in Baton Rouge
Largest Win OM: 37-3, 1963 | LSU: 52-3, 2011

* - Wins vacated due to NCAA ruling

THE REBEL RECORD

First Year of Football: 1893
Number of Seasons Playing Football: 127
All-Time Overall Record: 652-538-35
All-Time Bowl Record: 24-13
All-Time Overtime Record: 7-9

101

Ole Miss ran a program record 101 plays in Saturday's 31-26 win at Tennessee. The Rebels rank second in the FBS in plays run per game (80.5).

10

Ole Miss legend Eli Manning will have his No. 10 jersey number retired during halftime of Saturday's game vs. LSU.

18

Quarterback Matt Corral has thrown a touchdown pass in 18 straight games, the second-longest streak in school history, trailing Chad Kelly's mark of 22.

2021 SCHEDULE



Louisville
 Sept. 6
 W, 43-24
 ESPN



Austin Peay
 Sept. 11
 W, 54-17
 ESPN+



Tulane
 Sept. 18
 W, 61-21
 ESPN2



at Alabama*
 Oct. 2
 L, 21-42
 CBS



Arkansas*
 Oct. 9
 W, 52-51
 ESPN



at Tennessee*
 Oct. 16
 W, 31-26
 SECN



LSU*
 Oct. 23
 2:30 p.m. CT
 CBS



at Auburn*
 Oct. 30
 TBD



Liberty
 Nov. 6
 TBD



Texas A&M*
 Nov. 13
 TBD



Vanderbilt*
 Nov. 20
 TBD



at MSU*
 Nov. 25
 6:30 p.m.
 ESPN

MATT CORRAL

QUARTERBACK • OLE MISS
JUNIOR • 6-2 • 205 • VENTURA, CA

288.0

PASSING YARDS PER GAME
(NO. 14 IN FBS)

363.0

TOTAL OFFENSE PER GAME
(NO. 3 IN FBS)

22.3

POINTS RESPONSIBLE FOR
PER GAME (NO. 4 IN FBS)

9.4

YARDS PER PASS ATTEMPT
(NO. 8 IN FBS)

169.2

PASSING EFFICIENCY
(NO. 10 IN FBS)

- Matt Corral has thrown a touchdown pass in 18 straight games, the second-longest streak in school history (Chad Kelly [22])
- Ranks third in the SEC with eight rushing touchdowns this season
- Ranks No. 4 in Ole Miss record books with 6,666 career passing yards



OLE MISS ATHLETICS COMMUNICATIONS

Kyle CampbellAssociate A.D. for Brand Strategy
Email: kyle@olemiss.edu

Duties: Primary Contact, Interviews

Brad SheffieldAssociate Director
Email: brads@olemiss.edu

Duties: Credentials, Notes, Player Interviews

Adam KuffnerAssociate Director
Email: kuffner@olemiss.edu

Duties: Flipcard, Stats

Alex SimsAssistant Director
Email: apsims@olemiss.edu

Duties: Digital Program

Tyler WootenAssociate Director
Email: tjwooten@olemiss.edu

Mitch PraxlAssistant Director
Email: mjpraxl@olemiss.edu

Connor AllenCommunications Assistant
Email: callen7@go.olemiss.edu

Zane GoedderzCommunications Assistant
Email: zgoedde@go.olemiss.edu

Alex KirschCommunications Assistant
Email: adkirsch1@go.olemiss.edu

Madeline MarshallCommunications Assistant
Email: mgmarsh1@go.olemiss.edu

Ashley MangrumSenior Staff Assistant
Email: ash1@olemiss.edu

SEC TELECONFERENCE

Coach Lane Kiffin will be available on the weekly SEC Teleconference every Wednesday from Sept. 1-Nov. 24, from 12-12:10 p.m. CT. The number is available through the SEC office at (205) 348-3000. Below is the order of participants. All times list are CT.

10:00 a.m.	Ed Orgeron, LSU
10:10 a.m.	Kirby Smart, Georgia
10:20 a.m.	Dan Mullen, Florida
10:30 a.m.	Clark Lea, Vanderbilt
10:40 a.m.	Sam Pittman, Arkansas
10:50 a.m.	Josh Heupel, Tennessee
11:00 a.m.	Nick Saban, Alabama
11:10 a.m.	Shane Beamer, South Carolina
11:20 a.m.	Eli Drinkwitz, Missouri
11:30 a.m.	Jimbo Fisher, Texas A&M
11:40 a.m.	Mark Stoops, Kentucky
11:50 a.m.	Mike Leach, Mississippi State
12:00 p.m.	Lane Kiffin, Ole Miss
12:10 p.m.	Bryan Harsin, Auburn

QUICK FACTS

School: Ole Miss (University of Mississippi)

Nickname: Rebels

Location: Oxford, Mississippi

Founded: Nov. 6, 1848

Enrollment: 21,676

Colors: Cardinal Red (PMS 186) and Navy Blue (PMS 2767)

Conference: Southeastern (SEC)

Stadium: Vaught-Hemingway Stadium/Hollingsworth Field

Capacity/Playing Surface: 64,038/Natural Grass

OLE MISS MEDIA SCHEDULE GAME WEEK

SUNDAY	MONDAY	TUESDAY	WEDNESDAY	THURSDAY	FRIDAY
• Off day	<ul style="list-style-type: none"> Practice closed Kiffin presser at 11:45 a.m. CT Players available following Kiffin 	<ul style="list-style-type: none"> Select practice availability Players available after practice approximately 11:45 a.m. CT 	<ul style="list-style-type: none"> Practice closed Kiffin SEC teleconference at noon CT 	<ul style="list-style-type: none"> Practice closed No interviews Reb Talk radio show 6 p.m. at Bourne 	<ul style="list-style-type: none"> Practice closed No interviews

PRESS CONFERENCES/INTERVIEWS: Ole Miss will hold its weekly fall press conference each Monday of the regular season beginning at 11:45 a.m. CT. Various Ole Miss coaches and staff will be first, followed by head football coach Lane Kiffin at noon. The press conference is streamed live on SEC Network+ (ESPN App). Players will follow Coach Kiffin at the Monday press conference. Select players will be also available at approximately noon on Tuesday, while Coach Kiffin will be available Wednesday on the SEC teleconference (noon). There is no media availability on Thursday or Friday. Times are subject to change and some press conferences will be offered via Zoom (listen only).

SEC WEEKLY TELECONFERENCE: Coach Kiffin will be available on the weekly Southeastern Conference weekly teleconference every Wednesday, beginning week one and concluding the final week of the regular season (noon). The number is available through the SEC office at 205-348-3000.

PRACTICES: Practice footage is available periodically on the Ole Miss FTP site. At open practices, video is permitted for stretch only, and use of footage from practices must be limited to three minutes per day. Photographers must use tight shots and no formations.

WORKING CREDENTIALS: To request game credentials, go to Ole Miss' online credentialing site: www.sportssystem.com/OleMiss. Credential requests must be made as early as possible by the sports director of each media outlet and are limited to those media who will be attending the game in a working capacity. Media must approve the SEC Media Policy before requesting credentials. Media credentials are allotted on the following basis: 1) websites whose primary purpose is to gather and disseminate news and who have an affiliation with a nationally recognized media entity/network; 2) daily newspapers; 3) network affiliate television stations; 4) magazines, non-broadcast radio stations and weekly newspapers.

PARKING: Gameday media parking will be located in the garage adjacent to the SJB Pavilion. Each pass is for a specific numbered parking spot. Cars parked in the wrong spot will be towed. Parking passes may not be picked up at media will-call and must be requested during credential application process.

MEDIA GATE/WILL-CALL: Media will enter Gate 35 on the west side of the stadium beginning three and a half (3.5) hours prior to kickoff. The media will-call table will be located beside the elevators on the concourse level of The SJB Pavilion. Photographers may receive a vest at this location.

PHOTOGRAPHERS/SIDELINE ACCESS: All photographers must wear a photo vest in order to be admitted to the sidelines. This may be received beside the elevators on the concourse level of The SJB Pavilion. Gameday flip cards will be available there or in the photo workroom, which is located next to the visiting team locker room off the southeast corner of the field. Per NCAA rules, images or likeness of current studentathletes may not be sold, distributed or used for commercial purposes without appropriate consent.

SIDELINE ACCESS: Excluding select portions of the game, media sideline access is reserved for photographers/ videographers. Credentialed photographers/videographers who arrive at media will-call without proper equipment will not be granted a vest for sideline access. When on the sideline, media must remain outside the bench area and may not shoot behind the benches. During pre-game activities, media must remain in the designated area, as posted in the photo workroom, until the team leaves the field after warm-ups.

VIDEO CONTENT: Press conferences, media opportunities, practices and any form of competition may not be broadcast live, including Facebook Live and related media, without prior consent of the athletics department. Use of footage from practices is limited to three minutes per day. This includes content obtained via FTP. Press conferences, practice footage and other content are available for media on the Rebels' official YouTube page: www.youtube.com/OleMissSports/videos. Ole Miss also offers free FTP downloads of this content for television stations to use during regularly scheduled newscasts. All content should be credited to Ole Miss Sports Productions. To access the Ole Miss FTP site, please contact Seth Austin at saaustin@olemiss.edu or 662-816-3436.

RECRUITS: Per NCAA rules, media are not permitted to have contact with a prospect or family members of a prospect during their official visit, including prospects in attendance at practice or games. In addition, media are forbidden from videoing or photographing prospects during their visit. Media are also asked to make every effort to keep distance from prospects on campus, including at practice, during pre-game activities on the sidelines and in the stands.

RADIO RIGHTS: The radio rights to Ole Miss Football are provided by IMG College in partnership with TeleSouth Communications Inc. Visiting networks planning to originate from Vaught-Hemingway Stadium/ Hollingsworth Field are issued credentials by the Ole Miss Athletics Communications office. Broadcast lines should be ordered through AT&T (1-877-438-0041). Visiting networks may also wish to contact Cabell Philpott with IMG College (336-831-0719 or cabell.philpott@imgworld.com), concerning the SEC's network agreement.

RADIO/TELEVISION SHOW: The RebTalk radio show gives fans the opportunity to ask Coach Kiffin questions concerning Ole Miss Football. The talk show, hosted by David Kellum, will air every Thursday during the season at 6 p.m. "The Season: Ole Miss Football" is an award-winning, weekly 30-minute show produced by Ole Miss Sports Productions. It debuts Wednesdays at 6 p.m. CT on TheSeasonOleMiss.com and airs on ESPN.

TEAM STATISTICS

OLE MISS	OPPONENT	CATEGORY	LSU	OPPONENT
262	181	Total Points	227	129
170	157	First Downs	143	149
92	72	By Rushing	49	60
67	67	By Passing	85	82
11	18	By Penalty	9	7
1,577	1,179	Rushing Yards	820	1,063
290	274	Rushing Attempts	217	255
5.4	4.3	Yards Per Rush	3.8	4.2
262.8	196.5	Rushing Yards Per Game	117.1	151.9
1,741	1,438	Passing Yards	1,910	1,735
125-193	121-191	Pass Completions-Attempts	153-257	152-242
290.2	239.7	Passing Yards Per Game	272.9	247.9
3,318	2,617	Total Offense	2,730	2,798
483	465	Total Offensive Plays	474	497
553.0	436.2	Total Offense Per Game	390.0	399.7
6-3	11-5	Fumbles-Lost	8-1	5-3
61-530	38-323	Penalties-Yards	30-237	27-224

INDIVIDUAL STATISTICS

OLE MISS

Rushing	Att.	Yds.	Avg.	TD
Matt Corral	88	450	5.1	8
Henry Parrish Jr.	64	375	5.9	1
Snoop Conner	53	271	5.1	9

Passing	Comp.	Att.	Yds.	TD/Int.
Matt Corral	122	184	1,728	14/1

Receiving	Rec.	Yds.	Avg.	TD
Dontario Drummond	28	526	18.8	6
Braylon Sanders	13	309	23.8	3
Jonathan Mingo	15	290	19.3	3

Punting	No.	Yds.	Avg.	Long
Mac Brown	16	753	47.1	56

Punt Returns	No.	Yds.	Avg.	Long
Braylon Sanders	2	31	15.5	30

Kickoff Returns	No.	Yds.	Avg.	Long
Jerrion Ealy	3	63	21.0	26

Scoring	TD	FG	PAT	Total
Snoop Conner	9	0-0	0	54
Matt Corral	8	0-0	1	50

Tackles	UT-AT	TT	TFL	Other
Chance Campbell	21-25	46	5.0	3 SACKS
Otis Reese	18-27	45	0.0	1 PBU
Mark Robinson	23-17	40	5.5	2 SACKS
Keidron Smith	18-19	37	2.5	2 INT

LSU

Rushing	Att.	Yds.	Avg.	TD
Tyrion Davis-Price	103	574	5.6	5
Corey Kiner	36	171	4.8	2
Josh Williams	9	61	6.8	0

Passing	Comp.	Att.	Yds.	TD/Int.
Max Johnson	149	243	1,863	20/4

Receiving	Rec.	Yds.	Avg.	TD
Kayshon Boutte	38	509	13.4	9
Jack Bech	24	292	12.2	1
Brian Thomas Jr.	16	212	13.3	0

Punting	No.	Yds.	Avg.	Long
Avery Atkins	34	1,431	42.1	56

Punt Returns	No.	Yds.	Avg.	Long
Trey Palmer	6	47	7.8	24

Kickoff Returns	No.	Yds.	Avg.	Long
Trey Palmer	5	103	20.6	28

Scoring	TD	FG	PAT	Total
Kayshon Boutte	9	0-0	0-0	54
Cade York	0	8-8	28-28	52

Tackles	UT-AT	TT	TFL	Other
Damone Clark	49-30	79	4.0	1 INT
Micah Baskerville	17-26	43	4.5	2 PBU
Jay Ward	20-11	31	0.0	1 INT
Cordale Flott	19-10	29	1.0	3 PBU

LAST FIVE GAMES AGAINST LSU

December 19, 2020 • Baton Rouge, La. • LSU 53, Ole Miss 48: Facing a driving rain and an early deficit, Ole Miss never gave up at Tiger Stadium, though the Rebel comeback came up short in the end. Ole Miss trailed 37-21 in the third quarter but reeled off a 27-3 run to claim a 48-40 advantage. However, six Rebel turnovers proved too much to overcome on the road as LSU found the end zone on its final two drives to steal a 53-48 victory.

November 16, 2019 • Oxford, Miss. • #1 LSU 58, Ole Miss 37: Freshman quarterback John Rhys Plumlee ran wild for 212 yards and four touchdowns, but it wasn't quite enough as eventual national champion LSU survived the offensive flurry in a 58-37 win. Eventual Heisman Trophy winner Joe Burrow threw for 489 yards with five touchdowns and two interceptions as the Tigers held off the Rebels' second-half rally at Vaught-Hemingway Stadium.

September 29, 2018 • Baton Rouge, La. • #5 LSU 45, Ole Miss 16: Ole Miss couldn't keep up with No. 5 LSU in Death Valley. The Rebels struck first, taking an early 3-0 lead, but the Tigers responded, taking a 28-6 lead into the locker room. Ole Miss cut that deficit to 15 in the third quarter, but the Tigers held off the rally, outgaining the Rebels 573-328 en route to victory.

October, 21, 2017 • Oxford, Miss. • #24 LSU 40, Ole Miss 24: Ole Miss had no answer for the LSU ground attack, led by star running back Derrius Guice. The Tigers amassed 393 yards on the ground en route to victory. The Rebels cut the Tiger lead to seven on a Jordan Wilkins touchdown run, but 17 unanswered LSU points sealed the deal.

October, 22, 2016 • Baton Rouge, La. • #25 LSU 38, #23 Ole Miss 21: Ole Miss took an early 10-0 lead behind the arm of Chad Kelly, but the Rebels couldn't contain a powerful rushing game led by Leonard Fournette. The game was tied at 21 at the half, but LSU's physical ground game won out down the stretch.

TOP REBEL PERFORMANCES
VS. LSU

Rushing Yards: John Rhys Plumlee 21-212 (4 TD); 11-16-2019
Passing Yards: 346, 2x, MR: Bo Wallace, 30-39-0-346; 10-19-2013
Total Offense: Matt Corral, 409 (158 rush, 251 pass); 12-19-2020
Receptions: 9, 3x, MR: Elijah Moore, 9-143 (TD); 11-16-2019
Receiving Yards: Donte Moncrief, 6-161 (2 TDs); 11-17-2012
All-Purpose Yards: Deuce McAllister, 229; 10-30-1999
Points Scored: John Rhys Plumlee, 26 (4 TD, 1 PAT); 11-16-2019
Points Kicking: 13, 2x, MR: Joshua Shene, (4 FG, 1 PAT); 11-21-2009
Kickoff Return Yards: Jeff Scott, 7-188, 11-20-2010
Interceptions: Glenn Cannon, 3; 11-2-1968

SERIES HISTORY


LSU leads 64-40-4

Original Record: 64-41-4, LSU
In Oxford: 11-7-1, LSU
In Baton Rouge: 42-24-1, LSU
In Jackson, Miss.: 9-6-2, LSU
In Meridian, Miss.: 1-0, Ole Miss
In New Orleans: 2-1, Ole Miss
In Vicksburg, Miss.: 1-0, LSU

Longest Ole Miss Win Streak: 6, 1952-1957
Longest LSU Win Streak: 8, 1928-1937

Largest Margin of Victory: 34 (37-3), 1963 in Baton Rouge
Largest Margin of Defeat: 49 (52-3), 2011 in Oxford

Year	Site.....	Score	Year	Site.....	Score
1894	Baton Rouge.....	W, 24-22	1971	Jackson.....	W, 24-22
1896	Vicksburg, Miss.	L, 4-12	1972	Baton Rouge.....	L, 16-17
1899	Meridian, Miss.	W, 11-0	1973	Jackson.....	L, 14-51
1901	Baton Rouge.....	L, 0-46	1974	Baton Rouge.....	L, 0-24
1902	New Orleans.....	L, 0-6	1975	Jackson.....	W, 17-13
1903	New Orleans.....	W, 11-0	1976	Baton Rouge.....	L, 0-45
1904	Baton Rouge.....	L, 0-5	1977	Jackson.....	L, 21-28
1906	Baton Rouge.....	W, 9-0	1978	Baton Rouge.....	L, 8-30
1907	Jackson.....	L, 0-23	1979	Jackson.....	L, 24-28
1909	Baton Rouge.....	L, 0-10	1980	Baton Rouge.....	L, 16-38
1912	Baton Rouge.....	W, 10-7	1981	Jackson.....	T, 27-27
1914	Baton Rouge.....	W, 21-0	1982	Baton Rouge.....	L, 8-45
1915	Oxford.....	L, 0-28	1983	Jackson.....	W, 27-24
1916	Baton Rouge.....	L, 0-41	1984	Baton Rouge.....	L, 29-32
1917	Oxford.....	L, 7-52	1985	Jackson.....	L, 0-14
1919	Baton Rouge.....	L, 0-13	1986	Baton Rouge.....	W, 21-19
1921	Baton Rouge.....	L, 0-21	1987	Jackson.....	L, 13-42
1926	Baton Rouge.....	L, 0-3	1988	Baton Rouge.....	L, 20-31
1927	Oxford.....	W, 12-7	1989	Oxford.....	L, 30-35
1928	Baton Rouge.....	L, 6-19	1990	Baton Rouge.....	W, 19-10
1929	Baton Rouge.....	L, 6-13	1991	Jackson.....	L, 22-25
1930	Baton Rouge.....	L, 0-6	1992	Jackson.....	W, 32-0
1931	Jackson.....	L, 3-26	1993	Baton Rouge.....	L, 17-19
1933	Baton Rouge.....	L, 0-31	1994	Oxford.....	W, 34-21
1934	Jackson.....	L, 0-14	1995	Baton Rouge.....	L, 9-38
1936	Baton Rouge.....	L, 0-13	1996	Oxford.....	L, 7-39
1937	Baton Rouge.....	L, 0-13	1997	Baton Rouge.....	W, 36-21
1938	Baton Rouge.....	W, 20-7	1998	Oxford.....	W, 37-31 (ot)
1939	Baton Rouge.....	W, 14-7	1999	Baton Rouge.....	W, 42-23
1940	Baton Rouge.....	W, 19-6	2000	Oxford.....	L, 9-20
1941	Baton Rouge.....	W, 13-12	2001	Baton Rouge.....	W, 35-24
1942	Baton Rouge.....	L, 7-21	2002	Baton Rouge.....	L, 13-14
1945	Baton Rouge.....	L, 13-32	2003	Oxford.....	L, 14-17
1946	Baton Rouge.....	L, 21-34	2004	Baton Rouge.....	L, 24-27
1947	Baton Rouge.....	W, 20-18	2005	Oxford.....	L, 7-40
1948	Baton Rouge.....	W, 49-19	2006	Baton Rouge.....	L, 20-23
1949	Baton Rouge.....	L, 7-34	2007	Oxford.....	L, 24-41
1950	Baton Rouge.....	L, 14-40	2008	Baton Rouge.....	W, 31-13
1951	Baton Rouge.....	T, 6-6	2009	Oxford.....	W, 25-23
1952	Oxford.....	W, 28-0	2010	Baton Rouge.....	W, 36-43
1953	Baton Rouge.....	W, 27-16	2011	Oxford.....	L, 3-52
1954	Baton Rouge.....	W, 21-6	2012	Baton Rouge.....	L, 35-41
1955	Baton Rouge.....	W, 29-26	2013	Oxford.....	W, 27-24*
1956	Baton Rouge.....	W, 46-17	2014	Baton Rouge.....	L, 7-10
1957	Oxford.....	W, 14-12	2015	Oxford.....	W, 38-17
1958	Baton Rouge.....	L, 0-14	2016	Baton Rouge.....	L, 21-38
1959	Baton Rouge.....	L, 3-7	2017	Oxford.....	L, 24-40
1960	New Orleans - 1.....	W, 21-0	2018	Baton Rouge.....	L, 16-45
1960	Oxford.....	T, 6-6	2019	Oxford.....	L, 37-58
1961	Baton Rouge.....	L, 7-10	2020	Baton Rouge.....	L, 48-53
1962	Baton Rouge.....	W, 15-7	1- Sugar Bowl		
1963	Baton Rouge.....	W, 37-3	* - Win vacated due to NCAA ruling		
1964	Baton Rouge.....	L, 10-11			
1965	Jackson.....	W, 23-0			
1966	Baton Rouge.....	W, 17-0			
1967	Jackson.....	T, 13-13			
1968	Baton Rouge.....	W, 27-24			
1969	Jackson.....	W, 26-23			
1970	Baton Rouge.....	L, 17-61			

2		MATT CORRAL 6-2 205 Jr. Ventura, Calif.	<table><tr><th>COMP</th><th>ATT</th><th>YDS</th><th>TD/INT</th></tr><tr><td>122</td><td>184</td><td>1,728</td><td>14/1</td></tr></table>	COMP	ATT	YDS	TD/INT	122	184	1,728	14/1	LAST GAME: Racked up 426 total yards, including a career-high 195 rushing, with two passing TDs at UT NOTES: No. 3 in the nation, leads SEC in total off. (363.0 YPG) ... No. 2 nationally among QBs with 75.0 rush YPG ... Leads SEC, No. 4 nationally in points resp. for/game (22.3) ... Has thrown a TD in 18 straight games ... Snapped school record streak of 233 pass attempts without an INT (5th-longest in SEC history).
COMP	ATT	YDS	TD/INT									
122	184	1,728	14/1									
9		JERRION EALY 5-8 185 Jr. Walnut Grove, Miss.	<table><tr><th>TOUCH</th><th>AP YDS</th><th>AVG</th><th>TD</th></tr><tr><td>60</td><td>376</td><td>6.3</td><td>1</td></tr></table>	TOUCH	AP YDS	AVG	TD	60	376	6.3	1	LAST GAME: Returned after missing Arkansas game, totaled 30 all-purpose yards over nine touches at UT NOTES: Became first Rebel runner to break 100 yards this season vs. Tulane ... Doak Walker, Maxwell and Paul Hornung Award Watch List ... Preseason All-America First Team ... 2020 Third Team All-American (PFF) ... 2020 Second Team All-SEC ... Scored a TD in eight of nine games played in 2020.
TOUCH	AP YDS	AVG	TD									
60	376	6.3	1									
25		HENRY PARRISH 5-10 190 So. Goults, Fla.	<table><tr><th>ATT</th><th>YDS</th><th>AVG</th><th>TD</th></tr><tr><td>64</td><td>375</td><td>5.9</td><td>1</td></tr></table>	ATT	YDS	AVG	TD	64	375	5.9	1	LAST GAME: Totaled 41 yards on 10 carries, 19 yards on team-high five catches at Tennessee NOTES: Leads Rebel RBs in rushing, carries ... Has made two consecutive starts ... Third in SEC, 31st nationally in yards per carry ... No. 11 in SEC in rushing yards per game ... Ran for career-high 111 yards vs. Arkansas ... Has had seven or more carries and 28-plus yards for 11 straight games.
ATT	YDS	AVG	TD									
64	375	5.9	1									
24		SNOOP CONNER 5-10 220 Jr. Hattiesburg, Miss.	<table><tr><th>ATT</th><th>YDS</th><th>AVG</th><th>TD</th></tr><tr><td>53</td><td>271</td><td>5.1</td><td>9</td></tr></table>	ATT	YDS	AVG	TD	53	271	5.1	9	LAST GAME: Notched two goal-line TDs, netted 24 yards on 15 carries in second career start at Tenn. NOTES: Leads SEC, No. 9 nationally in rushing TDs ... Has posted consecutive multi-TD games, giving him three this season and five on his career ... Has a rushing TD in five of six games this season and 12 of his last 16 ... Leads all active Rebels, tied for fourth in program history with 22 career rushing TDs.
ATT	YDS	AVG	TD									
53	271	5.1	9									
13		BRAYLON SANDERS 6-0 195 Sr. Hogansville, Ga.	<table><tr><th>REC</th><th>YDS</th><th>AVG</th><th>TD</th></tr><tr><td>13</td><td>309</td><td>23.8</td><td>3</td></tr></table>	REC	YDS	AVG	TD	13	309	23.8	3	LAST GAME: Caught one pass for 17 yards before exiting Tennessee game early due to injury NOTES: Leads SEC, second in the nation in yards per reception ... Featured on ESPN's You Got Mossed after circus catch at Alabama ... Has caught seven touchdowns in last 10 games ... Caught multiple passes in each game this season but left UT after one catch due to injury ... Has appeared in 39 games during Rebel career.
REC	YDS	AVG	TD									
13	309	23.8	3									
11		DONTARIO DRUMMOND 6-1 220 Sr. Laurel, Miss.	<table><tr><th>REC</th><th>YDS</th><th>AVG</th><th>TD</th></tr><tr><td>28</td><td>526</td><td>18.8</td><td>6</td></tr></table>	REC	YDS	AVG	TD	28	526	18.8	6	LAST GAME: Caught a TD for the 10th time in 11 games, led team with 66 receiving yards at Tennessee NOTES: No. 2 in SEC, No. 19 nationally in receiving yards/game ... No. 2 in SEC, No. 12 nationally in receiving touchdowns ... No. 3 in SEC, No. 28 nationally in yards per reception ... 10th in SEC, 97th nationally in total offense ... Has caught a touchdown in 10 of last 11 games ... Two 100-yard games this season.
REC	YDS	AVG	TD									
28	526	18.8	6									
64		NICK BROEKER 6-5 305 Jr. Springfield, Ill.	<table><tr><th>GS</th><th>RUSH/G</th><th>PASS/G</th><th>PPG</th></tr><tr><td>6</td><td>262.8</td><td>290.2</td><td>43.7</td></tr></table>	GS	RUSH/G	PASS/G	PPG	6	262.8	290.2	43.7	LAST GAME: Made 16th career start at left tackle and 28th career appearance at Tennessee NOTES: Named SEC Co-Offensive Lineman of the Week after Arkansas win ... 2020 All-SEC Fourth Team ... 2021 Outland Trophy Watch List ... Preseason All-American Third Team ... Preseason All-SEC Third Team ... Appeared in all 12 games as a true freshman at the LT position ... Allowed just one sack in 213 pass block snaps.
GS	RUSH/G	PASS/G	PPG									
6	262.8	290.2	43.7									
54		CALEB WARREN 6-5 310 So. Louisville, Miss.	<table><tr><th>GS</th><th>RUSH/G</th><th>PASS/G</th><th>PPG</th></tr><tr><td>4</td><td>262.8</td><td>290.2</td><td>43.7</td></tr></table>	GS	RUSH/G	PASS/G	PPG	4	262.8	290.2	43.7	LAST GAME: Missed last two games vs. Arkansas and at Tennessee (lower body injury) NOTES: Made first career start vs. Alabama in 2020 and started 12 consecutive games before missing Oct. 9, 2021 game vs. Arkansas ... Appeared in one game in 2019 as a true freshman, making Rebel debut on Nov. 9 vs. New Mexico State ... Played in MS/AL All-Star Game ... Class 1A First Team All-State.
GS	RUSH/G	PASS/G	PPG									
4	262.8	290.2	43.7									
51		ORLANDO UMANA 6-4 315 Sr. Sacramento, Calif.	<table><tr><th>GS</th><th>RUSH/G</th><th>PASS/G</th><th>PPG</th></tr><tr><td>5</td><td>262.8</td><td>290.2</td><td>43.7</td></tr></table>	GS	RUSH/G	PASS/G	PPG	5	262.8	290.2	43.7	LAST GAME: Made fifth start as a Rebel at Tennessee NOTES: Transferred to Ole Miss from Utah for fall camp ... Appeared in 40 career games, including 26 starts ... 22 starts came at center for the Utes ... Appeared in one game for Utah during shortened 2020 season ... Earned All-Pac-12 honorable mention honors in 2019 after starting 12 games at center.
GS	RUSH/G	PASS/G	PPG									
5	262.8	290.2	43.7									
55		BEN BROWN 6-5 315 Sr.* Vicksburg, Miss.	<table><tr><th>GS</th><th>RUSH/G</th><th>PASS/G</th><th>PPG</th></tr><tr><td>6</td><td>262.8</td><td>290.2</td><td>43.7</td></tr></table>	GS	RUSH/G	PASS/G	PPG	6	262.8	290.2	43.7	LAST GAME: Made team-best 40th consecutive start at Tennessee NOTES: Returned to natural RG position after starting all 10 games at center last season ... 2020 Reese's Senior Bowl Watch List ... Preseason All-SEC Third Team ... Has started team-best 40 consecutive games at right guard (2018-19, 2021) and center (2020) ... 2018 SEC All-Freshman.
GS	RUSH/G	PASS/G	PPG									
6	262.8	290.2	43.7									
78		JEREMY JAMES 6-5 305 So. Cumming, Ga.	<table><tr><th>GS</th><th>RUSH/G</th><th>PASS/G</th><th>PPG</th></tr><tr><td>6</td><td>262.8</td><td>290.2</td><td>43.7</td></tr></table>	GS	RUSH/G	PASS/G	PPG	6	262.8	290.2	43.7	LAST GAME: Made 16th career start at Tennessee NOTES: Named SEC Co-Offensive Lineman of the Week (9/18) ... Started all 10 games at RG in 2020 ... Preseason All-SEC Third Team ... First Team Freshman All-American (The Athletic) a season ago ... Appeared in two games and was redshirted in 2019 ... Made Rebel debut on Nov. 9, 2019 vs. New Mexico.
GS	RUSH/G	PASS/G	PPG									
6	262.8	290.2	43.7									
43		CADEN COSTA 6-0 200 Fr. Mandeville, La.	<table><tr><th>FG</th><th>LONG</th><th>PAT</th><th>PTS</th></tr><tr><td>6/8</td><td>50</td><td>30/32</td><td>48</td></tr></table>	FG	LONG	PAT	PTS	6/8	50	30/32	48	LAST GAME: Hit a 30-yard field goal, missed a 44-yard field goal, was 4-for-4 on PATs at Tennessee NOTES: No. 10 in SEC, 44th nationally in scoring ... Named SEC Co-Freshman of the Week, going 3-for-3 on FGs, 4-for-4 on PATs vs. UL ... First career field goal was 47-yarder vs. Louisville, the longest by a Rebel since Gary Wunderlich (49-yarder, Nov. 4, 2017) ... Rated 4.5-star prospect by Chris Sailer Kicking.
FG	LONG	PAT	PTS									
6/8	50	30/32	48									
96		MAC BROWN 6-4 205 Sr. Eden Prairie, Minn.	<table><tr><th>PUNTS</th><th>AVG</th><th>LONG</th><th>IN 20</th></tr><tr><td>16</td><td>47.1</td><td>56</td><td>7</td></tr></table>	PUNTS	AVG	LONG	IN 20	16	47.1	56	7	LAST GAME: Pinned Tennessee inside the 20 three times in four attempts at a 44.8-yard average NOTES: Selected to 2021 Allstate AFCA Good Works Team ... Ray Guy Award Watch List ... Wuerffel Trophy Watch List ... Preseason All-SEC Third Team ... Named SEC Special Teams Player of the Week after performance at Kentucky in 2020.
PUNTS	AVG	LONG	IN 20									
16	47.1	56	7									

33 DE		CEDRIC JOHNSON 6-3 255 So. Mobile, Ala. <table> <tr> <th>TACKLES</th><th>TFL</th><th>SACK</th><th>QBH</th></tr> <tr> <td>12</td><td>2.5</td><td>2.5</td><td>4</td></tr> </table>	TACKLES	TFL	SACK	QBH	12	2.5	2.5	4	LAST GAME: Tallied three tackles, including a shared sack at Tennessee NOTES: Notched a sack and a QB hurry in first SEC start at Alabama ... Made first career start vs. Louisville ... Appeared in all 10 games as a true freshman in 2020 ... Made first career tackle vs. Auburn, totaling two on the day, including one sack and one TFL.
TACKLES	TFL	SACK	QBH								
12	2.5	2.5	4								
96 DT		ISAIAH ITON 6-2 295 So. Houston, Texas <table> <tr> <th>TACKLES</th><th>TFL</th><th>SACK</th><th>QBH</th></tr> <tr> <td>10</td><td>1.0</td><td>0.0</td><td>2</td></tr> </table>	TACKLES	TFL	SACK	QBH	10	1.0	0.0	2	LAST GAME: Left game at Tennessee early (lower-body injury) NOTES: Set career high w/ four tackles, one TFL, one QB hurry vs. Austin Peay ... Transferred to Ole Miss after one season at Northern Colorado and one season at Hutchinson CC, but did not see game action at Hutchinson due to season shifting to spring ... Rated 4-star prospect by Rivals ... No. 10 JUCO prospect.
TACKLES	TFL	SACK	QBH								
10	1.0	0.0	2								
94 DT		QUENTIN BIVENS 6-3 305 Jr. Waynesboro, Miss. <table> <tr> <th>TACKLES</th><th>TFL</th><th>SACK</th><th>PBU</th></tr> <tr> <td>10</td><td>0.0</td><td>0.0</td><td>1</td></tr> </table>	TACKLES	TFL	SACK	PBU	10	0.0	0.0	1	LAST GAME: Totaled two tackles at Tennessee NOTES: Played in all 10 games in 2020, making one start ... Appeared in all 12 games as a reserve defensive lineman in 2019 ... Notched a career-high four tackles vs. New Mexico State in 2019 ... Appeared in three contests and was redshirted as a true freshman ... Former 3-star prospect.
TACKLES	TFL	SACK	PBU								
10	0.0	0.0	1								
7 DE		SAM WILLIAMS 6-4 265 Sr. Montgomery, Ala. <table> <tr> <th>TACKLES</th><th>TFL</th><th>SACK</th><th>FF</th></tr> <tr> <td>25</td><td>7.5</td><td>6.5</td><td>2</td></tr> </table>	TACKLES	TFL	SACK	FF	25	7.5	6.5	2	LAST GAME: Finished fourth on team with seven tackles, including 2.5 TFL and 1.5 sacks at Tennessee NOTES: Leads SEC, No. 5 nationally in sacks per game ... Has a sack in five of six games of this season and six of last eight games played ... Has had a TFL in eight of last nine games ... Tied for SEC lead in forced fumbles, tied for fourth in fumble recoveries ... Butkus Award Watch List ... Preseason All-SEC.
TACKLES	TFL	SACK	FF								
25	7.5	6.5	2								
44 LB		CHANCE CAMPBELL 6-2 240 Sr.* Ellicott City, Md. <table> <tr> <th>TACKLES</th><th>TFL</th><th>SACK</th><th>FR</th></tr> <tr> <td>46</td><td>5.0</td><td>3.0</td><td>2</td></tr> </table>	TACKLES	TFL	SACK	FR	46	5.0	3.0	2	LAST GAME: Finished third on team with eight tackles at Tennessee NOTES: Leads team in tackles, second in sacks, third in TFLs ... Leads SEC, No. 3 nationally in fumble recoveries ... No. 10 in SEC in tackles/game (7.6) ... Notched career-high 10 tackles, including one sack and 1.5 TFL, adding a QB hurry at Bama (10/2) ... Eight or more tackles in four straight games.
TACKLES	TFL	SACK	FR								
46	5.0	3.0	2								
35 LB		MARK ROBINSON 5-11 235 Sr. Leesburg, Ga. <table> <tr> <th>TACKLES</th><th>TFL</th><th>SACK</th><th>QBH</th></tr> <tr> <td>40</td><td>5.5</td><td>2.0</td><td>0</td></tr> </table>	TACKLES	TFL	SACK	QBH	40	5.5	2.0	0	LAST GAME: Set career highs in total tackles (14), solo tackles (12), TFLs (5) and sacks (2) at Tennessee NOTES: Third on team in tackles, second in TFLs, third in sacks ... His five TFLs at UT were most by a Rebel since Kendrick Clancy had 6.0 vs. Auburn in 1999 ... Made first career start in season-opener vs. Louisville ... Transferred to Ole Miss and sat out 2020 season ... Played RB at Presbyterian (2017) and SEMO.
TACKLES	TFL	SACK	QBH								
40	5.5	2.0	0								
20 S		KEIDRON SMITH 6-2 210 Sr.* West Palm Beach, Fla. <table> <tr> <th>TACKLES</th><th>TFL</th><th>INT</th><th>PBU</th></tr> <tr> <td>37</td><td>2.5</td><td>2</td><td>1</td></tr> </table>	TACKLES	TFL	INT	PBU	37	2.5	2	1	LAST GAME: Totaled one tackle at Tennessee NOTES: Fourth on team in tackles ... Leads team, fifth in SEC in INTs ... Filled stat sheet with season-high 10 tackles, 1.0 TFL, one forced fumble and one INT vs. Arkansas ... 2021 Chucky Mullins Courage Award recipient ... 2022 Reese's Senior Bowl Watch List ... Has started 2nd-most games on roster (26).
TACKLES	TFL	INT	PBU								
37	2.5	2	1								
3 S		OTIS REESE 6-3 215 Sr.* Leesburg, Ga. <table> <tr> <th>TACKLES</th><th>TFL</th><th>PBU</th><th>FF</th></tr> <tr> <td>45</td><td>0.0</td><td>1</td><td>1</td></tr> </table>	TACKLES	TFL	PBU	FF	45	0.0	1	1	LAST GAME: Tied for fourth on team with seven tackles at Tennessee NOTES: Second on team in tackles ... No. 15 in SEC in tackles per game (7.5) ... Led team with career-high 11 tackles at Alabama (10/2) ... Racked up 11 tackles and forced a fumble vs. Arkansas ... Has five or more tackles in five of six games this season ... Has seven or more tackles in three straight games.
TACKLES	TFL	PBU	FF								
45	0.0	1	1								
31 CB		JAYLON JONES 5-11 200 Sr. Allen, Texas <table> <tr> <th>TACKLES</th><th>TFL</th><th>SACK</th><th>PBU</th></tr> <tr> <td>17</td><td>1.0</td><td>0.0</td><td>3</td></tr> </table>	TACKLES	TFL	SACK	PBU	17	1.0	0.0	3	LAST GAME: Broke up a pass and tallied one tackle at Tennessee NOTES: No. 2 on team with three PBU ... Started first four games of 2020 at CB before sustaining upper-body injury that caused him to miss the remainder of the season ... 2020 Chucky Mullins Courage Award Recipient ... Recorded 27 total tackles, including 15 solo stops in 2020 ... 2016 Freshman All-American.
TACKLES	TFL	SACK	PBU								
17	1.0	0.0	3								
27 S		TYSHEEM JOHNSON 5-9 205 Fr. Philadelphia, Pa. <table> <tr> <th>TACKLES</th><th>TFL</th><th>SACK</th><th>INT</th></tr> <tr> <td>32</td><td>3.0</td><td>0.0</td><td>0</td></tr> </table>	TACKLES	TFL	SACK	INT	32	3.0	0.0	0	LAST GAME: Totaled three tackles, including one TFL at Tennessee NOTES: Totaled seven tackles and one TFL in SEC debut at Alabama (10/2) ... Set career high with eight tackles, including a shared TFL in collegiate debut vs. Louisville (9/6) ... Has a TFL in four of six games this season ... Has started all six games of collegiate career ... Preseason True Freshman All-American.
TACKLES	TFL	SACK	INT								
32	3.0	0.0	0								
1 S		JAKE SPRINGER 6-1 205 Sr. Kansas City, Mo. <table> <tr> <th>TACKLES</th><th>TFL</th><th>SACK</th><th>INT</th></tr> <tr> <td>13</td><td>1.0</td><td>1.0</td><td>0</td></tr> </table>	TACKLES	TFL	SACK	INT	13	1.0	1.0	0	LAST GAME: Returned from 4-game absence, finishing 2nd on team w/ 11 tackles, including a sack at UT NOTES: Transferred to Ole Miss from Navy ... Spent 2020 season on practice squad ... Started 10 of 13 games in 2019 ... 2019 All-AAC Second Team ... Finished third on team with 69 tackles, led team with 16 TFL and eight sacks ... Finished third in school history in single-season sacks.
TACKLES	TFL	SACK	INT								
13	1.0	1.0	0								
21 FS		A.J. FINLEY 6-2 210 Jr. Mobile, Ala. <table> <tr> <th>TACKLES</th><th>TFL</th><th>INT</th><th>PBU</th></tr> <tr> <td>36</td><td>1.0</td><td>0</td><td>1</td></tr> </table>	TACKLES	TFL	INT	PBU	36	1.0	0	1	LAST GAME: Finished sixth on team with five tackles at Tennessee NOTES: Fifth on team in tackles ... Five or more tackles in five of six games this season ... Appeared in all 10 games in 2020, starting nine ... Seventh in SEC in total passes defended (10), sixth in SEC in PBU, fifth in SEC in INTs in 2020 ... Appeared in all 12 games in 2019 as a backup DB and on special teams.
TACKLES	TFL	INT	PBU								
36	1.0	0	1								
24 CB		DEANE LEONARD 6-0 195 Sr. Calgary, Alberta <table> <tr> <th>TACKLES</th><th>TFL</th><th>INT</th><th>PBU</th></tr> <tr> <td>21</td><td>1.0</td><td>0</td><td>1</td></tr> </table>	TACKLES	TFL	INT	PBU	21	1.0	0	1	LAST GAME: Totaled three tackles at Tennessee NOTES: Made a career-high eight tackles, including a shared TFL vs. Arkansas ... Appeared in eight of 10 games in 2020, making two starts ... Returned a fumble 84 yards in Egg Bowl win over MSU ... Made first career start vs. South Carolina, notching five tackles ... Transferred from Calgary for 2020 season.
TACKLES	TFL	INT	PBU								
21	1.0	0	1								

SEC STANDINGS

SEC EAST

	Conf.	Overall
#1 Georgia	5-0	7-0
#15 Kentucky	4-1	6-1
Tennessee	2-2	4-3
Florida	2-3	4-3
South Carolina	1-3	4-3
Missouri	0-3	3-4
Vanderbilt	0-3	2-5

SEC WEST

	Conf.	Overall
#4 Alabama	3-1	6-1
#12 Ole Miss	2-1	5-1
#19 Auburn	2-1	5-2
#17 Texas A&M	2-2	5-2
LSU	2-2	4-3
Mississippi State	1-2	3-3
Arkansas	1-3	4-3

REBELS IN SEC & NCAA STATS

Category	Stat (Avg)	SEC	NCAA
3rd Down Conversions	41.1%	9	57
Opp. 3rd Down Conv.	40.9%	11	87
4th Down Conversions	74.1%	2	19
Opp. 4th Down Conv.	50.0%	5	50
Completion Pct.	64.8%	7	38
Defensive TDs	1	5	26
Fumbles Recovered	6	1	19
Kickoff Returns	18.60	11	96
Net Punting	41.38	4	34
Passing Offense	290.2	3	19
Passing Defense	239.7	11	89
Yards Per Completion	13.93	3	21
Rushing Offense	262.8	1	4
Rushing Defense	196.5	13	109
Sacks By	3.0	2	18
Sacks Allowed	2.17	9	73
Scoring Offense	43.7	2	4
Scoring Defense	31.2	12	101
Tackles for Loss	6.3	5	37
Pass Efficiency	163.44	3	13
Total Offense	553.0	1	3
Total Defense	436.2	12	106
Turnover Margin	0.83	3	21
Time of Possession	27:45	13	113
Campbell, Fumbles Rec.	2	1	3
Campbell, Tackles	7.7	10	77
Conner, Rushing TDs	9	1	9
Corral, Completion Pct.	66.3%	7	25
Corral, Pass Efficiency	169.2	3	10
Corral, Passing TDs	14	3	17
Corral, Passing	288.0	3	14
Corral, Points	22.3	1	4
Corral, Rushing TDs	8	3	22
Corral, Rushing	75.0	7	56
Corral, Total Offense	363.0	1	3
Costa, Field Goal Pct.	75.0%	10	52
Drummond, All Purpose	90.0	10	90
Drummond, Receiving	87.7	2	19
Drummond, Receptions	4.7	9	78
Drummond, Receiving TDs	6	2	12
Parrish Jr., Yards/Carry	5.86	3	31
Reese, Tackles	7.5	15	88
Sanders, Receiving TDs	3	14	84
Smith, Interceptions	0.3	5	35
Williams, Forced Fumbles	0.33	1	18
Williams, Sacks	1.08	1	5

OLE MISS HEAD COACH LANE KIFFIN

Lane Kiffin (Fresno State, 1998) is in his second season at Ole Miss and helped lead the Rebels to four win in their final five games in 2020, including a 26-20 victory over No. 7 Indiana in the Outback Bowl. Kiffin quickly turned the Rebels into an offensive machine last season. Ole Miss ranked top-20 in the FBS in nine different offensive categories, including having the No. 3 team in the country in total offense, shattering the school record with 555.5 yards per game. Kiffin is in his 10th year at the NCAA level and has posted an all-time record of 71-40. In December 2016, Kiffin took over an FAU program that had won a total of nine combined games over the previous three seasons. Kiffin proceeded to take the Owls to new heights over the last three years, including two conference titles and two 10-win seasons. In his head coaching stops at USC, Tennessee and FAU, Kiffin has shown a propensity in helping turn programs around. Kiffin graduated from Fresno State in 1998 after playing quarterback for three seasons (1994-96) for the Bulldogs. He began his coaching career as a student assistant at Fresno State under Pat Hill in 1997 and 1998. He moved on to Colorado State in 1999 as a graduate assistant.

LSU HEAD COACH ED ORGERON

Ed Orgeron (Northwestern State, 1984) is in his sixth year - fifth full year - as LSU's head coach and has a 49-17 record with the Tigers, including a 4-3 mark this season. Of Orgeron's 49 wins with the Tigers, 35 have come by double-figures, 20 have come against teams ranked in the Top 25 with 13 of those coming against Top 10 opponents. Orgeron is 13-4 against Top 10 teams at LSU. In 2019, Orgeron led LSU to a national title and was consensus National Coach of the Year earning the honor from the Associated Press, Walter Camp, Eddie Robinson, Home Depot, George Munger and the AFCA. Orgeron, a native of Larose, Louisiana, is LSU's 33rd head football coach, and the first Louisiana native to serve as head coach of the Tigers since West Monroe native Jerry Stovall held the position for three seasons in the early 1980s. Overall, Orgeron has a 65-44 overall mark as a collegiate head coach, including a 10-25 mark with the Rebels from 2005-07.

TIGER SCOUTING REPORT

LSU is coming off a 49-42 shootout victory over No. 20 Florida, bringing their record to 4-3 on the season. For Orgeron and the Tigers, Saturday will mark their fourth straight game against a Top 25 opponent. They are 1-2 against Top 25 teams this season. Quarterback Max Johnson has completed 150 of his 244 attempts on the year for 1,876 yards and 20 touchdowns. Wideout Kayshon Boutte is the Tigers top target. He's caught 38 passes for 509 yards and ranks second in the nation with nine receiving TDs. Running back Tyrion Davis-Price is coming off a game in which he set the LSU school record for rushing in a game with 287 yards and three touchdowns. He has accounted for 574 yards and five scores this season. Defensively, the Tigers are led by linebacker Damone Clark, who leads the nation in total tackles with 79. As a team, LSU has picked off nine passes through seven games.

2021 LSU Schedule

		Time (CT)
Sept. 4	at UCLA	L, 38-27
Sept. 11	MCNEESE	W, 34-7
Sept. 18	CENTRAL MICHIGAN	W, 49-21
Sept. 25	at Mississippi State*	W, 28-25
Oct. 2	#22 AUBURN*	L, 24-19
Oct. 9	at #16 Kentucky*	L, 42-21
Oct. 16	#20 FLORIDA*	W, 49-42

Oct. 23	at #12 Ole Miss*	2:30 p.m.
Nov. 6	at Alabama*	TBD
Nov. 13	ARKANSAS*	TBD
Nov. 20	ULM	TBD
Nov. 27	TEXAS A&M*	TBD

* SEC game HOME GAMES IN CAPS

OLE MISS-LSU SERIES HISTORY

- This game marks the 110th all-time meeting between the Ole Miss Rebels and LSU Tigers dating back to 1894.
- The original record is 64-41-4 in favor of LSU with Ole Miss' 2013 victory vacated due to NCAA ruling.
- LSU is Ole Miss' second-most played opponent behind Mississippi State, whom the Rebels will play for the 118th time on Nov. 25.
- LSU holds a 64-40-4 advantage in the series, including a 11-7-1 mark in Oxford.
- Since the rivals started playing for the Magnolia Bowl trophy in 2008, LSU holds a 9-3 edge ... Ole Miss' win in 2013 was vacated due to NCAA ruling.
- The home team has won seven of the last nine meetings on the field.

LOUISIANA REBELS

The Ole Miss roster features four players who hail from Louisiana: LB **Zikerrion Baker** (Mooringsport), K **Caden Costa** (Mandeville), OL **Peyton Cox** (Metairie), DL **DeSanto Rollins** (Baton Rouge).

DYNAMIC OFFENSE

The Rebels rank top 20 in the country in eight separate offensive categories: total offense (553.0), scoring offense (43.7), rushing offense (262.8), passing offense (290.2), first downs (170), team passing efficiency (163.4), turnovers lost (4) and passes had intercepted (1). The 553.0 yards per game ranks third nationally, while 43.7 points per game is fifth.

HONORING NO. 10

Ole Miss legend Eli Manning will have his No. 10 jersey number retired during halftime of Saturday's game vs. LSU. Manning will be just the third player in Ole Miss' storied history to have his number retired, joining his father Archie Manning (18) and Chucky Mullins (38). Manning, a four-year letterwinner for the Rebels from 2000-03, won the 2003 Maxwell Award, an honor given to the best all-around player in college football. The New Orleans, Louisiana, native set or tied 47 Ole Miss single-game, season and career records during his time in Oxford. Manning will also be inducted into the Ole Miss Athletic Hall of Fame, Thursday, Oct. 21.

SEC NATION HEADING TO THE GROVE

EC Network's weekly, traveling pre-game show, SEC Nation Presented by Dr Pepper, arrives in Oxford for Week 8 to preview the SEC West battle between the No. 12 Ole Miss football and LSU. The show will broadcast from The Grove for the seventh time on Saturday, Oct. 23 from 9-11 a.m. CT on SEC Network. The show's last visit to Oxford was also when the Rebels hosted LSU in 2019. The show's previous visits to The Grove were in 2014 for Ole Miss-Tennessee and the Egg Bowl, 2015 for the Arkansas game as well as 2016 and 2018 for a pair of matchups between Ole Miss and Alabama.

FROM WALK-ON TO STANDOUT

LB **Mark Robinson** set career highs in total tackles (14), solo stops (12), tackles for loss (5) and sacks (2) in Ole Miss' win at Tennessee. Robinson's 5.0 tackles for loss were the most by a Rebel since Kendrick Clancy had 6.0 against Auburn in 1999. Robinson transferred to Ole Miss as a walk-on running back from Southeast Missouri, but the Leesburg, Georgia, native made the switch to the defensive side of the ball at the end of fall camp last season. Robinson, who sat out last year due to NCAA transfer rules, used the 2020 campaign to sharpen his defensive skills. Robinson has played in all six games this season at linebacker, including three starts. He currently ranks third on the team in total tackles (40) and has tallied eight or more tackles in three straight contests.

REBS IN THE POLLS

- Ole Miss moved up to No. 12 in both the Associated Press Poll and AFCA Coaches Poll this week after its 31-26 win at Tennessee.
- The Rebels were also ranked No. 12 earlier this season, prior to the Alabama game.
- Ole Miss has been ranked in the top 25 all seven weeks this season, which is its longest streak of being ranked since appearing in seven straight polls to start the 2016 season.
- The SEC boasts seven teams in the top 25, including top-ranked Georgia.
- The Rebels' were ranked to start the season (No. 25) for the first time since 2016 when Ole Miss started ranked No. 11.

BIG PLAY POTENTIAL

The Rebels continue to be one of the best teams in the country in explosive plays. Ole Miss has tallied 124 total plays of 10 or more yards over the course of six games this season and rank No. 3 nationally in that category. The Rebels average 20.7 such plays per game, which is second in the country.

Category	No.	NCAA
10+ Yard Plays	124	T3rd
20+ Yard Plays	36	T30th
30+ Yards Plays	18	T23rd
40+ Yards Plays	10	T24th
50+ Yards Plays	6	T20th

REBEL-LSU CONNECTIONS

- **Lane Kiffin** and Orgeron worked together for about 10 years, first as assistants at Southern Cal in the early 2000s and then at stops at Tennessee and back to USC.
- LSU coach Ed Orgeron was Ole Miss' head coach from 2005-07, compiling a 10-25 overall record.
- OL **Peyton Cox** was teammates with the Tigers' LB Hunter Faust and Luke Laforge at Jesuit HS in Metairie, Louisiana.
- Offensive lineman **Carter Colquitt** and LSU's Quentin Skinner played together at Buford HS in Buford, Georgia.
- DB **Miles Battle** was teammates with LSU's Josh White at Cy Creek HS outside of Houston, Texas.
- LB **Jakivuan Brown** and the Tigers' Raydarius Jones both went to Horn Lake HS in Horn Lake, Mississippi.
- TE **Damarcus Thomas** went to Saraland HS in Alabama with LSU's Cordale Flott.
- QB **Kinthead Dent** and Tigers wide receiver Deion Smith both attended Jackson Academy in Jackson, Mississippi.
- WR **Bralon Brown** was teammates with LSU's Marlon Martinez and Marcus Dumervil at St. Thomas Aquinas HS in Fort Lauderdale, Florida.
- DB **Markevious Brown** and the Tigers' Eli Ricks, Mike Jones Jr. and Charles Turner all went to IMG Academy in Florida.
- DB **Demon Clowney** was teammates with LSU's Jordan Toles at St. Frances Academy outside of Baltimore, Maryland.
- DB **Trey Washington** played with the Tigers' Armoni Goodwin at Hewitt-Trussville HS in Birmingham HS.

2021 BREAKDOWN

Category	2021
Record	5-1
SEC	2-1
vs. SEC West	1-1
vs. SEC East	1-0
Non-Conference	3-0
Home	3-0
Away	1-1
Neutral	1-0
Day Games	1-1
Night Games (6 p.m. start or later)	4-0
vs. Top 25 teams	1-1
TV games	4-1
on SEC Network	1-0
on SEC Network Alternate	0-0
on ESPN	2-0
on ESPN2	1-0
on ESPNU	0-0
on CBS	0-1
on SECN+/ESPN+	1-0
When scoring first	4-0
When opponents score first	1-1
When leading at halftime	5-0
When trailing at halftime	0-1
When tied at halftime	0-0
When leading after third quarter	4-0
When trailing after third quarter	0-1
When tied after third quarter	1-0
In overtime games	0-0
When scoring less than 20 points	0-0
When scoring 20+ points	5-1
When scoring 30+ points	5-0
When allowing less than 20 points	1-0
When allowing 20+ points	4-1
When allowing 30+ points	1-1
When rushing for <100 yards	0-1
When rushing for 100+ yards	5-0
When rushing for 200+ yards	4-0
When passing for 200+ yards	5-1
When passing for 250+ yards	4-0
When passing for 300+ yards	2-0
When totaling <300 yds total offense	0-1
When gaining 300+ yds total offense	5-0
When allowing <100 yds rushing	0-0
When allowing 100+ yds rushing	5-1
When allowing 200+ yds rushing	2-1
When allowing <200 yds passing	1-0
When allowing 200+ yards passing	4-1
When allowing 250+ yards passing	2-0
When allowing 300+ yards passing	1-0
When allowing <300 yds total offense	0-0
When allowing 300+ yds total offense	5-1
When having a 100-yard rusher	3-0
When opp. has a 100-yard rusher	2-1
When having no turnovers	2-0
When having 1-2 turnovers	3-1
When having 3 or more turnovers	0-0
When having no takeaways	0-0
When having 1-2 takeaways	5-1
When having 3 or more takeaways	0-0
When having more than 30:00 TOP	2-0
When having less than 30:00 TOP	3-1

CAREER STARTS

40	Ben Brown
26	Keidron Smith
25	Jaylon Jones, Dontario Drummond
23	Jonathan Mingo
21	Lakia Henry
20	Matt Corral, Sam Williams
19	MoMo Sanogo
16	Nick Broeker, Jerrion Ealy, Jeremy James
14	A.J. Finley, Braylon Sanders
12	Caleb Warren
10	KD Hill
9	Otis Reese
8	John Rhys Plumlee
7	Jalen Jordan, Deane Leonard, Tariqious Tisdale
6	Chance Campbell, Tysheem Johnson, Jakorey Hawkins
5	Cedric Johnson, Tavius Robinson, Chase Rogers, Orlando Umana
4	Quentin Bivens, Deantre Prince, Hal Northern
3	Henry Parrish Jr., Jahcour Pearson
2	Snoop Conner, Jadon Jackson, Luke Knox, Reece McIntyre, Mark Robinson, Jamar Richardson, Jake Springer, Isaiah Woullard
1	Sincere David, Daylen Gill, Isaiah Iton, Austin Keys, Brandon Mack, Cedric Melton, Bryce Ramsey, Jordan Rhodes

CONSECUTIVE STARTS

40	Ben Brown
16	Nick Broeker, Matt Corral, Jeremy James
15	Dontario Drummond
9	Otis Reese
8	Sam Williams
6	Chance Campbell, Tysheem Johnson, Jaylon Jones, Braylon Sanders
4	Orlando Umana
3	KD Hill, Deane Leonard
2	AJ Finley, Cedric Johnson, Henry Parrish Jr.

CAREER GAMES PLAYED

45	Jaylon Jones
44	Mac Brown
41	MoMo Sanogo
40	Ben Brown, Tylan Knight, Keidron Smith
39	Braylon Sanders
35	Tariqious Tisdale, Isaiah Woullard
31	Quentin Bivens
30	Matt Corral
28	Miles Battle, Nick Broeker, Ashanti Cistrunk, Snoop Conner, Dontario Drummond, A.J. Finley, Sam Williams
27	Lakia Henry, KD Hill
26	Jerrion Ealy
25	Zikerrion Baker, Jalen Cunningham, Jakorey Hawkins, Jalen Jordan, Jonathan Mingo
24	Jonathan Hess
23	Dannis Jackson
22	John Rhys Plumlee
19	Jeremy James, Luke Knox, Hal Northern, Deantre Prince
18	Sincere David, Jadon Jackson
16	Henry Parrish Jr.
15	Hamilton Hall, Cedric Johnson, Bryce Ramsey, Caleb Warren
14	Casey Kelly, Tavius Robinson, Chase Rogers
13	LeDarius Cox, Deane Leonard, Jamar Richardson
12	Daylen Gill, Reece McIntyre
11	Patrick Lucas Jr.
10	Kentrel Bullock, Austin Keys
9	Otis Reese
8	Jalen Denton
7	Damarcus Thomas
6	Chance Campbell, Caden Costa, Isaiah Iton, Tysheem Johnson, Jared Lawrence, Jahcour Pearson, Mark Robinson
5	Jakivuan Brown, Marc Britt, Jamond Gordon, Jordan Jernigan, Brandon Mack, Jordan Rhodes, Orlando Umana, Trey Washington
4	Demon Clowney
3	Luke Almyer, Derek Bermudez, Markevious Brown, Carter Colquitt, Peyton Cox, Qua Davis, Kinkad Dent, Cedric Melton, Cale Nation, Urriah Sheppard
2	Eli Acker, Kyndrich Breedlove, Bralon Brown, MJ Daniels, Amani Johnson, Jake Springer, Hudson Wolfe
1	JJ Henry, Brice Johnson, Tywone Malone, Sellers Shy, CJ Terrell, Nevin Wells

NO FREEBIES

The Rebels are one of only eight FBS teams to have thrown just one interception so far this season. The Rebels lead the SEC and rank No. 5 nationally with just four turnovers lost. QB **Matt Corral** threw his first interception of the season Saturday vs. Tennessee. Dating back to 2020, Corral had 233 pass attempts without a pick, a new school record and 5th longest streak ever in the SEC.

PLAYFUL OFFENSE

Ole Miss ran a school record 101 plays on offense in Saturday's win at Tennessee. The previous mark was 100 plays in 2004 against Wyoming. The 101 plays run were tied for the ninth-most in SEC history and are the most since 2018 when Texas A&M ran 107 in a seven overtime loss to LSU. The Rebels rank second in the FBS in plays run per game (80.5).

NEW MAN IN THE MIDDLE

Even when **Lane Kiffin** isn't fishing, he's still landing big fish. One of Kiffin's biggest catches came when the Rebels snagged Utah transfer **Orlando Umana**. Umana has started five of the six games at center for the Rebels, missing just one contest due to injury. Umana joined the Rebels after spending four years at Utah where he appeared in 40 career games, including 26 starts. Twenty-two of those starts came at center for the Utes. Battling injury, Umana appeared in just one game for Utah during a shortened 2020 season. As a junior, he earned Pac-12 All-Conference honorable mention honors in 2019 after starting 12 games at center. Umana played in all 14 games on the offensive line as a sophomore in 2018, starting four at left guard and the last nine at center for Utah. The Sacramento, California, native allowed just one sack in 472 pass blocks in 2018.

MOVING UP THE CHARTS

QB **Matt Corral** continues to put up eye-popping numbers in 2021 and is slowly working his way up the Ole Miss career record books. Here's where the Ventura, California, native stands in numerous offensive categories:

Record	Corral	Rank	Next Up	Record	Record Holder
Passing Yards (Career)	6,666	4th	6,800 (3rd)	10,119	E. Manning
Passings Touchdowns (Career)	51	3rd	62 (2nd)	81	E. Manning
Completion Percentage (Career)	.668	1st	--	.668	Corral
Passing Attempts (Career)	710	9th	761 (8th)	1,363	E. Manning
Passing Completions (Career)	474	6th	497 (5th)	829	E. Manning
Yards Per Attempt (Career)	9.4	2nd	9.5 (1st)	9.5	Ta'amu
Yards Per Completion (Career)	14.1	3rd	14.4 (2nd)	14.7	Ta'amu
Consecutive Games W/ Pass TD (Career)	18	2nd	22 (1st)	22	C. Kelly
300-Yard Passing Games (Career)	9	5th	10 (4th)	12	Ta'amu
Total Offense (Career)	7,840	3rd	9,984 (2nd)	10,478	E. Manning
Touchdowns Responsible For (Career)	66	3rd	82 (2nd)	86	Manning
Average Yards Per Play (Career)	8.00	1st	--	8.00	Corral
Total Offensive Plays	980	8th	1,013 (7th)	1,581	Wallace

600 YARDS AND A CLOUD OF DUST

Ole Miss has gained 600+ yards seven times in 15 games under **Lane Kiffin**. Before Kiffin, the Rebels had 16 such games in the program's 1,209 games. Three of the top 10 offensive performances in school history have come under Kiffin's guidance, including the 707-yard output against Tulane that ranked No. 4 all time.

FOURTH AND GOING FOR IT

Ole Miss leads the country in both fourth down attempts (27) and conversions (20). The Rebels rank No. 12 in the FBS, converting fourth downs at a 74.1 percent clip. **Lane Kiffin** and the Rebels have gone for it on fourth down at least three times every game. The Rebels were perfect on fourth down attempts against both Louisville (3-for-3) and Tulane (5-for-5).

GET YOU A QUARTERBACK THAT CAN DO BOTH

Quarterback **Matt Corral** is not only a threat to beat you with his arm, but as teams are quickly finding out, the junior signal-caller can also beat you with his feet. Corral has thrown for 1,728 and 14 touchdowns, while running for 75.0 yards per game and eight rushing TDs. He's one of just two FBS quarterbacks (Malik Willis, Liberty) with at least 14 passing TDs and eight touchdowns on the ground. Prior to this season, Corral had just seven career rushing TDs in three seasons for the Rebels. Against Tennessee, Corral became the first Rebel to run 30 times in a game since 2007 when BenJarvus Green-Ellis ran 33 times vs. Missouri. Corral finished with a career high in both rushing yards (195) and attempts (30) vs. the Vols.

O CANADA

Ole Miss has an SEC-most three Canadian players on its roster (**Jaden Dicks**, **Deane Leonard**, and **Tavius Robinson**). Leonard has started five games this season at cornerback and has tallied 21 total tackles on the season. Robinson, who missed the first two contests of the 2021 season due to injury, has appeared in four games and has registered 14 tackles. Dicks, a redshirt freshman, transferred from the University of Guelph in Guelph, Ontario, and arrived on campus right before the start of fall camp.

CORRAL WITH THE FULL BUFFET OF BIG STATS

QB **Matt Corral** continues to put up big numbers throughout the 2021 season. Corral currently ranks top-20 nationally in eight different categories:

Category	Stat/Avg.	SEC	FBS
Total Offense	363.0	1	3
Points/Game	22.3	1	4
Yards/Attempt	9.39	1	8
Points Responsible	134	2	8
Passing Efficiency	169.2	3	10
Yards/Comp.	14.16	2	14
Passing Yds/Game	288.0	3	14
Passing TDs	14	3	17

TOUCHDOWN STREAK CONTINUES FOR CORRAL

Dating back to the 2019 season, QB **Matt Corral** has thrown a touchdown in 18 straight games, the second-longest streak in school history. The Ventura, California, native trails only Chad Kelly who owns the record with 22 straight games with a passing TD from 2015-16.

A SPECIAL WEAPON

Punter **Mac Brown** is no stranger on Rebel special teams. The senior has appeared in 44 career games for Ole Miss and continues to be a special weapon for the Rebels. Brown is averaging 47.1 yards per punt on 16 punts this season. Seven of his 16 punts have traveled more than 50 yards.

KEIDRON SMITH TO WEAR CHUCKY MULLINS PATCH

Ole Miss senior defensive back **Keidron Smith** was named the winner of the 2021 Chucky Mullins Courage Award earlier in the fall. The award, sponsored by Phi Beta Sigma fraternity, honors the late Chucky Mullins, who had his Ole Miss career come to an end during the 1989 Homecoming game against Vanderbilt when he was paralyzed after making a tackle. After returning to his studies at Ole Miss, Mullins passed away May 6, 1991. Smith is the 31st recipient in the 32-year history of the award, which is presented annually to an Ole Miss upperclassman defensive player that embodies the spirit of Mullins. Smith wears a 38 patch on his No. 20 jersey rather than switch numbers.

MAC BROWN RAISES OVER 130K FOR ALS RESEARCH

When he was in seventh grade, Ole Miss punter **Mac Brown** had a modest goal of raising \$500 for a childhood friend's dad who had been diagnosed with ALS. Along with a group of neighborhood friends, Brown started a lemonade stand, Awesome Lemonade Stand, in Eden Prairie, Minnesota, to help his friend's family. Ten years later, that \$500 goal has ballooned to over \$130,000 raised by Brown and his friends for ALS research. The Awesome Lemonade Stand is held on a late day in June, and this year's fundraiser raised nearly \$30,000 alone. Brown was recently one of 22 collegiate football players named to the 2021 Allstate AFCA Good Works Team.

FIRST-TIME STARTERS

Thirteen different Rebels have started their first game in an Ole Miss uniform this season: DL **Quentin Bivens**, LB **Chance Campbell**, DL **Isaiah Iton**, DL **Cedric Johnson**, DB **Tysheem Johnson**, OL **Cedric Melton**, WR **Jahcour Pearson**, DB **Deantre Prince**, OL **Bryce Ramsey**, OL **Jordan Rhodes**, LB **Mark Robinson**, SS **Jake Springer** and OL **Orlando Umana**.

DEBUTS

A total of 26 different Rebels have made their Ole Miss debuts so far this season: QB **Luke Altmyer**, DB **Kyndrich Breedlove**, WR **Bralon Brown**, DB **Markevious Brown**, K **Caden Costa**, DB **MJ Daniels**, WR **Qua Davis**, DL **Jamond Gordon**, WR **JJ Henry**, DL **Isaiah Iton**, DB **Tysheem Johnson**, OL **Tywone Malone**, OL **Cedric Melton**, RB **Bobo Miller**, K **Cale Nation**, OL **Jordan Rhodes**, LB **Mark Robinson**, WR **Jahcour Pearson**, OL **Jordan Rhodes**, DL **DeSanto Rollins**, DB **Jake Springer**, DB **CJ Terrell**, OL **Orlando Umana**, DB **Tyrrell Vassel**, DB **Trey Washington**, and TE **Hudson Wolfe**.

RADIO AFFILIATES

City	Station (Frequency)
Amory	WAMY-AM (1580 AM)
Batesville	WTNM-FM (93.7)
Brookhaven	WBKN-FM (92.1)
Cornith	WXRZ-FM (94.3)
Greenwood	WYMX-FM (99.1)
Hattiesburg	WFMM-FM (97.3)
Hazlehurst	WDXO-FM (92.9)
Jackson	WFMM-FM (97.3)
Laurel	WLAU-FM (99.3)
McComb	WMPK-FM (93.5)
Memphis	WHBQ-AM (560 AM)
Meridian	WZKR-FM (103.3)
Natchez	WKSO-FM (97.3)
Ocean Springs	WOSM-FM (103.1)
Oxford	WOXF-FM (105.1)
Philadelphia	WHOC-AM (1490 AM)
Prentiss	WJDR-FM (98.3)
Tupelo	WFTA-FM (101.9)
Vicksburg	WVBG-AM (1420 AM)
Water Valley	WQLJ-FM (105.5)
Waynesboro	WABO-AM (990 AM)
Nationwide	Satellite Radio (Sirius XM)
Worldwide	Internet Streaming (Sidearm/TuneIn)

Affiliate list subject to change.

OLE MISS

The University of Mississippi

No. 1 Most Beautiful Campus (Newsweek)
Top 20 Best Buy Colleges (Forbes)
Top 10 Safest Campuses in the Nation (CollegeSafe.com)
Top 10 Accountancy School (Public Accounting Report)
Top 5 Law School for value & job placement (National Jurist)
Carnegie R-1: Doctoral University - Highest Research Activity

Tailgating in The Grove

Nation's No. 1 Tailgating School (Sports Illustrated)
"Top Tailgating Spot" (Tailgater Monthly)
"The Holy Grail of tailgating sites" (The Sporting News)
"The mother and mistress of outdoor ritual mayhem"
(New York Times)
"The mecca of tailgating in American sports"
(Columbia Missourian)
"In Oxford lies the most magical place on all of God's green, football-playing Earth: the Grove." (SI on Campus)

OXFORD, MISSISSIPPI

No. 1 College Town in America (ESPN)
No. 2 College Town in America (Livability.com)
No. 2 College Football Town (NCAA.com)
Top 6 College Towns in America (USA Today)
No. 7 College Football Town (Sports Illustrated)
Top 10 Coolest College Towns in America (Travel & Leisure)
Top 20 Best Small Towns in America (Smithsonian)
Top 100 Places to Live (Money Magazine)

NFL REBELS

Ole Miss has a big presence in the league again this year. There are currently 25 former Rebels on NFL rosters:

BRANDON BOLDEN | RB | New England Patriots
 A.J. BROWN | WR | Tennessee Titans
 EVAN ENGRAM | TE | New York Giants
 WOODROW HAMILTON | NT | Tennessee Titans
 MYLES HARTSFIELD | CB | Carolina Panthers
 MARQUIS HAYNES | DL | Carolina Panthers
 MIKE HILTON | DB | Cincinnati Bengals
 D.J. JONES | DT | San Francisco 49ers
 BENITO JONES | DT | Miami Dolphins
 DAWSON KNOX | TE | Buffalo Bills
 GREG LITTLE | OL | Miami Dolphins
 BOBBY MASSIE | OL | Denver Broncos
 D.K. METCALF | WR | Seattle Seahawks
 A.J. MOORE | DB | Houston Texans
 C.J. MOORE | DB | Detroit Lions
 ELIJAH MOORE | WR | New York Jets
 ROYCE NEWMAN | OL | Green Bay Packers
 ROBERT NKEMDICHE | DL | Seattle Seahawks
 JAVON PATTERSON | OL | Denver Broncos
 SCOTTIE PHILLIPS | RB | Houston Texans
 BRELANS SPEAKS | DE | Dallas Cowboys
 LAQUON TREADWELL | WR | Jacksonville Jaguars
 LAREMY TUNSIL | OL | Houston Texans
 JORDAN WILKINS | RB | Indianapolis Colts
 KENNY YEBOAH | TE | New York Jets

OFFENSIVE NOTES

- The Rebels rank top 10 in the country in six separate categories: total offense (553.0), scoring offense (43.7), rushing offense (262.8), first downs (170), passes had intercepted (1) and turnovers lost (4).
- Ole Miss is third in the FBS in total offense (553.0 ypg) and fifth in scoring offense (43.7 ppg).
- Ole Miss has gained 600+ yards seven times in 15 games under **Lane Kiffin** ... Before Kiffin, the Rebels had 16 such games in the program's 1,209 games.
- Ole Miss has tallied 124 total plays of 10 or more yards over the course of six games this season and rank No. 3 nationally in that category ... The Rebels average 20.7 such plays per game, which is second in the country.
- The Rebels are one of only eight teams nationally to have thrown just one interception this season.
- Ole Miss leads the country in both fourth down attempts (27) and conversions (20).
- Ole Miss ran a school record 101 plays on offense in Saturday's win at Tennessee.
- QB **Matt Corral** ranks top 10 nationally in total offense (363.0 ypg), passing efficiency (169.2), points responsible for (134) and yards per pass attempt (9.39).
- Corral has thrown a touchdown pass in 18 straight games, tied for the second-longest streak in school history.
- Corral is one of just two FBS quarterbacks with at least 14 passing TDs and eight touchdowns on the ground.
- With 30 rushing attempts Saturday vs. Tennessee, Corral became the first Rebel to run 30 times in a game since 2007.
- WR **Dontario Drummond** is second in the SEC and No. 12 in FBS with five receiving touchdowns.
- RB **Snoop Conner** leads the SEC and is No. 9 nationally with nine rushing TDs on the season.
- Conner currently sits at 22 career rushing touchdowns, tied for fourth on Ole Miss' career books.

DEFENSIVE NOTES

- Ole Miss has forced at least one turnover in 15 of 16 games under **Lane Kiffin**.
- Of the 26 signees that Ole Miss signed as part of the 2020-21 signing class, 15 were on the defensive side of the ball, including eight defensive backs.
- **Chance Campbell** ranks No. 10 in the SEC with 7.7 tackles per game.
- DL **Sam Williams** leads the SEC and ranks No. 5 in FBS with 1.1 sacks per game ... Williams has registered a sack in five of six games this season for the Rebels.
- Former walk-on and LB **Mark Robinson** set career highs in total tackles (14), solo stops (12), tackles for loss (5) and sacks (2) in Ole Miss' win at Tennessee. ... His 5.0 tackles for loss were the most by a Rebel since Kendrick Clancy had 6.0 against Auburn in 1999.
- Ole Miss has an SEC-most three Canadian players on its roster, all of which on the defensive side of the ball (**Jaden Dicks**, **Deane Leonard**, and **Tavius Robinson**).
- DB **Keidron Smith** was named the winner of the 2021 Chucky Mullins Courage Award and will wear a 38 patch on his No. 20 jersey.

PRO BOWL REBELS

Since 2002

2002 Deuce McAllister, RB, New Orleans*
 Tim Bowens, DT, Miami Dolphins
 2003 Deuce McAllister, RB, New Orleans*
 2005 Derrick Burgess, DE, Oakland Raiders
 2006 Derrick Burgess, DE, Oakland Raiders
 2007 Patrick Willis, LB, San Francisco 49ers*
 2008 Eli Manning, QB, New York Giants
 Patrick Willis, LB, San Francisco 49ers
 2009 Patrick Willis, LB, San Francisco 49ers*
 2010 Patrick Willis, LB, San Francisco 49ers*
 2011 Eli Manning, QB, New York Giants
 Mike Wallace, WR, Pittsburgh Steelers
 Patrick Willis, LB, San Francisco 49ers*
 2012 Eli Manning, QB, New York Giants
 Patrick Willis, LB, San Francisco 49ers*
 2013 Greg Hardy, DE, Carolina Panthers*
 Dexter McCluster, KR, Kansas City Chiefs*
 Patrick Willis, LB, San Francisco 49ers
 2015 Eli Manning, QB, New York Giants
 2019 Laremy Tunsil, OL, Houston Texans
 2020 AJ Brown, WR, Tennessee Titans
 Evan Engram, TE, New York Giants
 DK Metcalf, WR, Seattle Seahawks*
 Laremy Tunsil, OL, Houston Texans

*All-Pro selection

SPECIAL TEAMS NOTES

- P **Mac Brown** is averaging 47.1 yards per punt on 16 punts this season.
- Seven of Brown's 16 punts have traveled more than 50 yards.
- K **Caden Costa** is 6-for-8 on field goal attempts, including a long of 50 yards.
- Costa is the first Rebel to connect on a 50-yard field goal since Andrew Ritter made a 50-yarder against Idaho in 2013.

DEGREES IN HAND

Earning a degree from the University of Mississippi is one of the top priorities for Ole Miss student-athletes. Fifteen current Rebels have already accomplished that goal with eligibility remaining this fall.

- Ben Brown, OL - Exercise Science
- Mac Brown, P - Integrated Marketing Communications
- Chance Campbell, LB - Finance
- Peyton Cox, OL - Sport & Recreation Administration
- Jaylon Jones, DB - Multi-Disciplinary Studies
- Hal Northern, DL - Criminal Justice
- Jahcour Pearson, WR - Sport & Recreation Administration
- Tyrrell Pigrome, QB - Family Science
- Jordan Rhodes, OL - Criminal Justice
- Chase Rogers, TE - Multi-Disciplinary Studies
- MoMo Sanogo, LB - Managerial Finance
- Tariqius Tisdale, DL - Multi-Disciplinary Studies
- Orlando Umana, OL - Sociology
- Terrell Vassel, OL - Multi-Disciplinary Studies
- Sam Williams, DL - Multi-Disciplinary Studies



UNDER KIFFIN

Category Career

Record	10-6
SEC.	6-6
vs. SEC West	2-5
vs. SEC East.	4-1
Non-Conference	4-0
Home	5-3
Away.	3-3
Neutral	2-0
Day Games	5-5
Night Games (6 p.m. start or later).	5-1
vs. Top 25 teams	2-3
TV games	10-6
on SEC Network.	5-3
on SEC Network Alternate	0-0
on ESPN	2-2
on ESPN2	1-0
on ESPNU	0-0
on ESPN+/SECN+.	1-0
on ABC	1-0
on CBS	0-1
When scoring first.	8-2
When opponents score first	2-4
When leading at halftime.	9-0
When trailing at halftime	1-4
When tied at halftime	0-2
When leading after third quarter	8-0
When trailing after third quarter	1-5
When tied after third quarter	1-1
In overtime games	1-0
When scoring less than 20 points.	0-0
When scoring 20+ points.	10-6
When scoring 30+ points.	9-3
When allowing less than 20 points	1-0
When allowing 20+ points	9-6
When allowing 30+ points	3-6
When rushing for <100 yards	0-1
When rushing for 100+ yards	10-5
When rushing for 200+ yards	10-4
When passing for 200+ yards	10-6
When passing for 250+ yards	9-3
When passing for 300+ yards	7-2
When totaling <300 yds total offense.	0-1
When gaining 300+ yds total offense.	10-5
When allowing <100 yds rushing	1-0
When allowing 100+ yds rushing	10-6
When allowing 200+ yds rushing	4-3
When allowing <200 yds passing	2-1
When allowing 200+ yards passing	8-5
When allowing 250+ yards passing	5-3
When allowing 300+ yards passing	3-3
When allowing <300 yds total offense	0-0
When allowing 300+ yds total offense	10-6
When having a 100-yard rusher	3-3
When opp. has a 100-yard rusher	3-3
When having no turnovers	5-1
When having less than 3 turnovers.	10-4
When having 3 or more turnovers	0-2
When having no takeaways	1-1
When having <3 takeaways	8-5
When having 3 or more takeaways	1-0
When having more than 30:00 TOP	3-2
When having less than 30:00 TOP	7-4

OLE MISS ACTIVE CAREER LEADERS

MOST GAMES PLAYED

Jaylon Jones	45
Mac Brown	44

CONSECUTIVE GAMES PLAYED

Mac Brown	40
Ben Brown	40
Keidron Smith	40
Tylan Knight	40

MOST STARTS

Ben Brown	40
Keidron Smith	27

CONSECUTIVE STARTS

Ben Brown	40
-----------	----

PASSING YARDS

Matt Corral	475-of-710	6,666 yards
John Rhys Plumlee	85-of-158	981 yards

RUSHING YARDS

Jerrion Ealy	298 attempts	1,708 yards
Snoop Conner	221 attempts	1,204 yards
John Rhys Plumlee	186 attempts	1,197 yards
Matt Corral	229 attempts	1,174 yards
Henry Parrish Jr.	120 attempts	638 yards

RECEIVING YARDS

Braylon Sanders	56 catches	1,213 yards
Dontario Drummond	64 catches	1,131 yards
Jonathan Mingo	51 catches	741 yards
Jerrion Ealy	42 catches	417 yards
Snoop Conner	26 catches	205 yards
Jadon Jackson	14 catches	159 yards
Casey Kelly	11 catches	146 yards
John Rhys Plumlee	11 catches	127 yards
Chase Rogers	12 catches	111 yards
Dannis Jackson	11 catches	146 yards
Henry Parrish Jr.	15 catches	109 yards
Jahcour Pearson	7 catches	72 yards

TOUCHDOWNS

Matt Corral	68	53 passing
		15 rushing
Snoop Conner	22	22 rushing
Jerrion Ealy	20	16 rushing
		2 receiving
		2 return
John Rhys Plumlee	17	12 rushing
		5 passing
Dontario Drummond	14	13 receiving
		1 rushing
Braylon Sanders	9	9 receiving
Jonathan Mingo	7	7 receiving
Henry Parrish	3	3 rushing
Jaylon Jones	2	2 return

GAME CAPTAINS

UL: M. Corral, O. Reese, B. Sanders
AP: C. Campbell, D. Drummond, J. Porchivina, K. Smith
TUL: B. Brown, O. Reese, J. Mingo
BAMA: M. Corral, J. Ealy, C. Campbell
ARK: M. Brown, S. Conner, K. Hill
TENN: N. Broeker, D. Drummond, C. Johnson
LSU:
AUB:
LIB:
TAMU:
VANDY:
MSU:

COIN TOSSES

	Coin Toss	Game Result
UL:	Lost	W, 43-24
AP:	Won	W, 54-17
TUL:	Lost	W, 61-21
BAMA:	Lost	L, 21-42
ARK:	Lost	W, 52-51
TENN:	Lost	W, 31-26
LSU:		
AUB:		
LIB:		
TAMU:		
VANDY:		
MSU:		

HOTTY TODDY

The popular Ole Miss cheer goes like this:

Are You Ready?
Hell Yeah! Damn Right!
Hotty Toddy, Gosh Almighty,
Who The Hell Are We? Hey!
Flim Flam, Bim Bam
Ole Miss By Damn!

CAREER STARTS BY POSITION

OFFENSE

QB

Corral (20)
Plumlee (8)

RB

Ealy (16)
Parrish (3)
Woullard (2)
Conner (2)

WR

Drummond (25)
Mingo (23)
Sanders (14)
Pearson (3)
J. Jackson (2)

TE

Rogers (5)
Kelly (1)

LT

Broeker (16)

LG

Warren (12)
McIntyre (2)
Rhodes (1)
Melton (1)

C

B. Brown (10)
Umana (5)
Ramsey (1)

RG

B. Brown (30)
James (10)

RT

James (6)

DEFENSE

DE

S. Williams (20)
T. Tisdale (6)
T. Robinson (5)
C. Johnson (5)
Knox (2)
Mack (1)
Northern (1)
Iton (1)

NT

Hill (10)
Bivens (4)
Northern (3)
David (1)

LB

Henry (22)
Sanogo (20)
Campbell (6)
M. Robinson (3)
Keys (1)

S

Finley (14)
J. Jones (10)
Reese (9)
Jordan (6)
T. Johnson (6)
K. Smith (4)
Springer (2)
Gill (1)

CB

K. Smith (23)
J. Jones (15)
Hawkins (6)
Leonard (7)
Prince (4)
Richardson (2)

CFB PLAYOFF RANKINGS

DEBUTS EARLY NOVEMBER

ASSOCIATED PRESS POLL

Week 8

Rank	Team	Record	Points
1	Georgia (63)	7-0	1575
2	Cincinnati	6-0	1483
3	Oklahoma	7-0	1434
4	Alabama	6-1	1393
5	Ohio State	5-1	1252
6	Michigan	6-0	1214
7	Penn State	5-1	1116
8	Oklahoma State	6-0	1082
9	Michigan State	7-0	1076
10	Oregon	5-1	1054
11	Iowa	6-0	1048
12	Ole Miss	5-1	879
13	Notre Dame	5-1	763
14	Coastal Carolina	6-0	736
15	Kentucky	6-1	723
16	Wake Forest	6-0	629
17	Texas A&M	5-2	536
18	NC State	5-1	485
19	Auburn	5-2	397
20	Baylor	6-1	378
21	SMU	6-0	358
22	San Diego State	6-0	284
23	Pittsburgh	5-1	177
24	UTSA	7-0	104
25	Purdue	4-2	68

Others receiving votes: Clemson (64), Utah (43), **Arkansas (29)**, BYU (21), Air Force (19), Iowa State (14), Louisiana (13), **Florida (7)**, Arizona State (7), Texas (5), UCLA (4), Houston (2), **LSU (2)**, Virginia (1)

COACHES POLL

Week 8

Rank	Team	Record	Points
1	Georgia (65)	7-0	1625
2	Oklahoma	7-0	1508
3	Cincinnati	6-0	1467
4	Alabama	6-1	1446
5	Ohio State	5-1	1305
6	Michigan	6-0	1299
7	Michigan State	7-0	1158
8	Penn State	5-1	1134
9	Oklahoma State	6-0	1093
10	Oregon	5-1	1048
11	Iowa	6-1	1031
12	Ole Miss	5-1	826
13	Notre Dame	5-1	817
14	Kentucky	6-1	763
15	Wake Forest	6-0	696
16	Coastal Carolina	6-0	675
17	Texas A&M	5-2	580
18	NC State	5-1	528
19	SMU	6-0	399
20	Baylor	6-1	369
21	San Diego State	6-0	334
22	Auburn	5-2	315
23	Pittsburgh	5-1	192
24	Clemson	4-2	146
25	UTSA	7-0	96

Others receiving votes: Iowa State (38), Utah (35), **Arkansas (31)**, BYU (23), **Florida (23)**, Air Force (20), Louisiana (18), Arizona State (18), Purdue (16), Houston (11), Virginia (6), Texas (4), **LSU (2)**, Fresno State (1)

HONORS

NICK BROEKER, OL

- SEC Offensive Lineman of the Week (Oct. 9)
- Outland Trophy Watch List
- Preseason All-American Third Team (Media, 247Sports)
- Preseason All-American Fourth Team (Phil Steele)
- Preseason All-SEC Second Team (Phil Steele, Athlon)
- Preseason All-SEC Third Team (Media)

BEN BROWN, OL

- Preseason All-SEC Team (College Football News)
- Preseason All-SEC Third Team (Media)
- Preseason All-SEC Fourth Team (Athlon)

MAC BROWN, P

- Ray Guy Award Watch List
- Wuerffel Trophy Watch List
- Allstate AFCA Good Works Team
- Preseason All-SEC Third Team (Media)

CHANCE CAMPBELL, LB

- Preseason All-SEC Second Team (PFF)

MATT CORRAL, QB

- SEC Co-Offensive Player of the Week (Oct. 16)
- Davey O'Brien Award's Great 8 List (Oct. 16)
- Davey O'Brien Award's Great 8 List (Oct. 9)
- Manning Award Star of the Week (Oct. 9)
- CFPA National Performer of the Week (Oct. 9)
- Walter Camp FBS Player of the Week (Sept. 18)
- Davey O'Brien Award Quarterback of the Week (Sept. 18)
- SEC Offensive Player of the Week (Sept. 18)
- CFPA National Performer of the Week (Sept. 18)
- Walter Camp FBS Player of the Week (Sept. 11)
- Maxwell Award Watch List
- Davey O'Brien Award Watch List
- Walter Camp Award Watch List
- Manning Award Watch List
- Johnny Unitas Golden Arm Award Top 25 Watch List
- Preseason All-American Third Team (Phil Steele)
- Preseason All-SEC Team (Media, PFF, Phil Steele, Athlon)

CADEN COSTA, K

- SEC Co-Freshman of the Week (Sept. 6)
- Preseason True Freshman All-American (247Sports)

DONTARIO DRUMMOND, WR

- Preseason All-SEC Third Team (Phil Steele, Athlon)

JERRION EALY, RB

- Doak Walker Award Watch List
- Maxwell Award Watch List
- Paul Hornung Award Watch List
- Preseason All-American First Team: AP (Phil Steele)
- Preseason All-American Third Team: RB (Media, Athlon)
- Preseason All-SEC First Team: AP (Media, Athlon)
- Preseason All-SEC First Team: RS (Media)
- Preseason All-SEC Second Team: RB (PFF)
- Preseason All-SEC Third Team: RB (Phil Steele)
- Preseason All-SEC Third Team: KR (Athlon)
- Preseason All-SEC Fourth Team: KR (Phil Steele)
- Preseason All-SEC Honorable Mention: KR (PFF)

LAKIA HENRY, LB

- Butkus Award Watch List

JEREMY JAMES, OL

- SEC Offensive Lineman of the Week (Sept. 18)
- Preseason All-SEC Third Team (Athlon)
- Preseason All-SEC Honorable Mention (PFF)

TYSHEEM JOHNSON, DB

- Preseason True Freshman All-American (247Sports)

TYWONE MALONE, DL

- Preseason True Freshman All-American (ESPN)

SAM WILLIAMS, DL

- Butkus Award Watch List
- Preseason All-SEC Fourth Team (Phil Steele, Athlon)

OLE MISS RECORD BOOK UPDATES

TEAM - SEASON

TOTAL OFFENSE - PER GAME

Year	Avg.
1. 2020	555.5
2. 2021	553.0
3. 2015	517.8
4. 2018	510.5
5. 2013	473.3
6. 2016	464.3
7. 2017	462.3
8. 2019	445.2
9. 2003	433.2
10. 2012	423.8

TOTAL OFFENSE - AVG. PER PLAY

Year	Avg.
1. 2018	7.1
2. 2015	7.1
3. 2020	7.0
4. 2021	6.9
5. 2017	6.9
6. 1961	6.3
7. 2016	6.2
8. 2008	6.2
9. 2019	6.0
10. 2003	6.0
11. 2013	6.0
12. 2014	6.0

RUSHING YARDS - PER GAME

Year	Yds.
1. 1957	306.3
2. 1951	279.6
3. 2021	262.8
4. 1949	252.0
5. 2019	251.2
6. 1952	242.9
7. 1962	239.1
8. 1959	239.1
9. 1961	236.5
10. 1954	232.1

PASSING YARDS - PER GAME

Year	Yds.
1. 2018	346.4
2. 2020	344.9
3. 2015	334.7
4. 2017	328.4
5. 2016	314.9
6. 2021	290.2
7. 2003	286.0
8. 2013	283.3
9. 2001	270.7
10. 2002	264.4

INDIVIDUAL - CAREER

PASSING YARDS

Player, Years	Yds
1. Eli Manning, 2000-03	10,119
2. Bo Wallace, 2012-14	9534
3. Chad Kelly, 2015-16	6800
4. Matt Corral, 2018-Present	6666
5. Romero Miller, 1997-2000	6311
6. Kent Austin, 1981-85	6184
7. Jordan Ta'amu, 2017-2018	5600
8. John Fourcade, 1978-81	5412
9. Jevan Snead, 2009-09	5394
10. Mark Young, 1985-88	4971

PASSING TOUCHDOWNS

Player, Years	No.
1. Eli Manning, 2000-03	81
2. Bo Wallace, 2012-14	62
3. Matt Corral, 2018-Present	51
4. Chad Kelly, 2015-16	50
5. Jevan Snead, 2008-09	46
6. Romaro Miller, 1997-2000	43
7. Archie Manning, 1968-70	31
8. Kent Austin, 1981-85	31
9. Mark Young, 1985-88	31
10. Jordan Ta'amu, 2017-18	30

COMPLETION PERCENTAGE

Player, Years (Comp/Att)	Pct.
1. Matt Corral, 2018-Present (474/710)	66.8
2. Jordan Ta'amu, 2017-18 (381/591)	64.5
3. Chad Kelly, 2015-16 (503-786)	64.0
4. Bo Wallace, 2012-14 (747/1,186)	63.0
5. Eli Manning, 2000-03 (829/1363)	60.8
6. Stewart Partridge, 1994, 1996-97 (310/510)	60.8
7. Kent Austin, 1981-85 (566/981)	57.7
8. Josh Nelseon, 1994-95 (311/558)	55.7
9. Jevan Snead, 2008-09 (375/678)	55.3
10. Romaro Miller, 1997-2000 (497/902)	55.1

PASSING ATTEMPTS

Player, Years	No.
1. Eli Manning, 2000-03	1363
2. Bo Wallace, 2012-14	1186
3. Kent Austin, 1981-85	981
4. Romaro Miller, 1997-2000	902
5. John Fourcade, 1978-81	819
6. Mark Young, 1985-88	809
7. Chad Kelly, 2015-16	786
8. Archie Manning, 1968-70	761
9. Matt Corral, 2018-Present	710
10. Jevan Snead, 2008-09	678

PASSING COMPLETIONS

Player, Years	No.
1. Eli Manning, 2000-03	829
2. Bo Wallace, 2012-14	747
3. Kent Austin, 1981-85	566
4. Chad Kelly, 2015-16	503
5. Romaro Miller, 1997-2000	497
6. Matt Corral, 2018-Present	474
7. John Fourcade, 1978-81	445
8. Mark Young, 1985-88	410
9. Archie Manning, 1968-70	395
10. Jordan Ta'amu, 2017-18	381

YARDS PER ATTEMPT

Player, Years (Yards/Att)	Pct.
1. Jordan Ta'amu, 2017-18 (5,600/591)	9.5
2. Matt Corral, 2018-Present (6,666/710)	9.4
3. Chad Kelly, 2015-16 (6,800/786)	8.7
4. Bo Wallace, 2012-14 (9,534/1,186)	8.04
5. Jevan Snead, 2008-09 (5,394/678)	7.96
6. Eli Manning, 2000-03 (10,119/1,363)	7.4
7. Romaro Miller, 1997-2000 (6,311/902)	7.0
8. Stewart Partridge, 1994, 96-97 (3,564/510)	7.0
9. Russ Shows, 1989-92 (3,778/560)	6.7
10. Josh Nelson, 1994-95 (3,703/558)	6.6

YARDS PER COMPLETION

Player, Years (Yards/Comp)	Pct.
1. Jordan Ta'amu, 2017-18 (5,600/381)	14.7
2. Jevan Snead, 2008-09 (5,394/375)	14.4
3. Matt Corral, 2018-Present (6,666/474)	14.1
4. Russ Shows, 1989-92 (3,778/279)	13.54
5. Chad Kelly, 2015-16 (6,800/503)	13.52
6. Bo Wallace, 2012-14 (9,534/747)	12.8
7. Romaro Miller, 1997-2000 (6,311/497)	12.7
8. Eli Manning, 2000-03 (10,119/829)	12.2
9. John Fourcade, 1978-81 (5,412/445)	12.2
10. Mark Young, 1985-88 (4,971/410)	12.1

CONSECUTIVE GAMES W/ A PASSING TOUCHDOWN

Player, Years	No.
1. Chad Kelly, 2015-16	22
2. Matt Corral, 2018-Present	18
3. Eli Manning, 2000-02	16
4. Jevan Snead, 2008-09	13
5. Bo Wallace, 2013-14	11
6. Jordan Ta'amu, 2017-18	8
7. Bo Wallace, 2012	8
8. Romaro Miller, 1999	8

300-YARD PASSING GAMES

Player, Years	No.
1. Jordan Ta'amu, 2017-18	12
2. Chad Kelly, 2015-16	12
3. Bo Wallace, 2012-14	11
4. Eli Manning, 2000-03	10
5. Matt Corral, 2018-Present	9
6. Shea Patterson, 2016-17	7
7. Romaro Miller, 1997-2000	3
8. Stewart Partridge, 1994, 1996-97	3
9. Archie Manning, 1968-70	3

RUSHING YARDS

Player, Years	Yds
1. Deuce McAllister, RB, 1997-2000	3060
2. Joe Gunn, RB, 1998-2001	2749
3. Kayo Dottley, FB, 1947-50	2654
4. Brandon Bolden, RB, 2008-11	2604
5. Dou Innocent, FB-RB, 1991-92, 1994-95	2322
6. BenJarvus Green-Ellis, RB, 2006-07	2137
7. Leon Perry, FB, 1976-79	2135
8. Jaylen Walton, RB, 2012-15	1957
9. Dexter McCluster, RB-WR, 2006-09	1955
10. Jordan Wilkins, RB, 2013-17	1751
-- Jerrion Ealy, 2019-Present	1690

OLE MISS RECORD BOOK UPDATES

INDIVIDUAL - CAREER

RUSHING TOUCHDOWNS

Player, Years.....	No.
1. Deuce McAllister, 1997-2000	37
2. Brandon Bolden, 2008-11	27
3. Archie Manning, 1968-70	25
4. Snoop Conner, 2019-Present	22
John Fourcade, 1978-81	22
Joe Gunn, 1998-2001	22
7. Kayo Dottley, 1947-50	21
Randy Baldwin, 1989-90	20
9. Merle Hapes, 1939-41	19
Bo Wallace, 2012-14	19

RECEIVING TOUCHDOWNS

Player, Years.....	No.
1. Chris Collins, 2000-03	24
2. Shay Hodge, 2006-09	22
3. Laquon Treadwell, 2013-15	21
4. Donte Moncrief, 2011-13	20
5. A.J. Brown, 2016-18	19
6. Elijah Moore, 2018-20	16
Grant Heard, 1996-2000	16
8. Evan Engram, 2013-16	15
Mike Wallace, 2005-08	15
10. D.K. Metcalf, 2016-18	14
DaMarkus Lodge, 2015-18	14
-- Dontario Drummond, 2019-Present	13

100-YARD RECEIVING GAMES

Player, Years.....	No.
1. A.J. Brown, 2016-18	12
2. Elijah Moore, 2018-20	11
Chris Collins, 2000-03	11
4. Donte Moncrief, 2011-13	9
Laquon Treadwell, 2013-15	9
6. Evan Engram, 2013-16	7
7. Shay Hodge, 2006-09	6
Mike Wallace, 2005-08	6
9. Floyd Franks, 1968-70	5
Vince Sanders, 2011-14	4
D.K. Metcalf, 2016-18	4
-- Dontario Drummond, 2019-Present	3
-- Braylon Sanders, 2017-Present	3

TOTAL OFFENSE

Player, Years.....	Yds
1. Bo Wallace, 2012-14	10,478
2. Eli Manning, 2000-03	9984
3. Matt Corral, 2018-Present	7840
4. Chad Kelly, 2015-16	7632
5. John Fourcade, 1978-81	6713
6. Romaro Miller, 1997-2000	6413
7. Kent Austin, 1981-85	6179
8. Jordan Ta'amu, 2017-18	6107
9. Archie Manning, 1968-70	5576
10. Jevan Snead, 2009-09	5555

TOUCHDOWNS RESPONSIBLE FOR

Player, Years.....	No.
1. Eli Manning, 2000-03	86
2. Bo Wallace, 2012-14	82
3. Matt Corral, 2018-Present	66
4. Chad Kelly, 2015-16	65
5. Archie Manning, 1968-70	56
6. Jevan Snead, 2009-09	52
7. John Fourcade, 1978-81	47
8. Romaro Miller, 1997-2000	46
9. Deuce McAllister, 1997-2000	42
10. Charlie Conerly, 1942, 1946-47	40
Jordan Ta'amu, 2017-18	40

AVERAGE YARDS PER PLAY

Player, Years (Plays-Yards)	No.
1. Matt Corral, 2018-Present (980-7840)	8.00
2. Jordan Ta'amu, 2017-18 (765-6107)	7.99
3. Chad Kelly, 2015-16 (974-7,632)	7.84
4. Jevan Snead, 2008-09 (787-5,555)	7.06
5. Shea Patterson, 2016-17 (481-3,292)	6.84
6. Eli Manning, 2000-03 (1,491-9,984)	6.70
7. Bo Wallace, 2012-14 (1,581-10,478)	6.63
8. Stewart Patridge, 1994; 1996-97 (408-2,559)	6.27
9. Romaro Miller, 1997-2000 (1,031-6,413)	6.22
10. Jeremiah Masoli, 2010 (417-2,583)	6.19

TOTAL OFFENSIVE PLAYS

Player, Years.....	No.
1. Bo Wallace, 2012-14	1,581
2. Eli Manning, 2000-03	1,491
3. John Fourcade, 1978-81	1,275
4. Kent Austin, 1981-85	1,252
5. Archie Manning, 1968-70	1,077
6. Romaro Miller, 1997-2000	1,031
7. Mark Young, 1985-88	1,013
8. Matt Corral, 2018-Present	980
9. Chad Kelly, 2015-16	974
10. Jevan Snead, 2008-09	787

PUNTING AVG.

Player, Years.....	Yds
1. Merle Hapes, 1939-41	46.0
2. Gary Wunderlich, 2014-17	44.8
3. Tyler Campbell, 2009-13	44.6
4. Bill Smith, 1983-86	44.3
5. Mac Brown, 2017-Present	44.0
6. Jim Miller, 1976-79	43.4
7. Charlie Conerly, 1946-47	43.0
Frank Lambert, 1962-64	43.0
9. Will Gleeson, 2014-16	42.6
10. Cody Ridgeway, 2001-04	42.1

PUNTS

Player, Years.....	Yds
1. Jim Miller, 1976-79	266
2. Bill Smith, 1983-86	254
3. Cody Ridgeway, 2001-04	238
4. Tyler Campbell, 2009-13	226
5. Julian Gagan, 1967-69	199
6. Will Gleeson, 2014-16	180
7. Darryl Graham 1980-82	172
8. Mac Brown, 2017-Present	153
9. Chuck Norman, 1965-66	127
10. Charlie Conerly, 1946-47	110

HEAD COACH LANE KIFFIN

Lane Kiffin is in his second season in Oxford after leading the Rebels to a 5-5 record and a Outback Bowl victory over No. 7 Indiana in 2020.

Kiffin quickly turned the Rebels into an offensive machine in 2020. Ole Miss ranked top 20 in the FBS in nine different offensive categories, including having the No. 3 team in the country in total offense, shattering the school record with 555.5 yards per game.

The Rebels broke the SEC record for total offense in conference games (562.4 ypg), besting LSU's mark of 550.0 yards per game set during the Tigers' run to a national title in 2019.

The offensive explosion by the Rebels came as no surprise, as Kiffin has shown a propensity in helping turn programs around. In his first season at FAU, USC and Tennessee, Kiffin's team improved in win differential (+3.33), scoring (+10.2), passing (+34.5 ypg) and rushing (+51.3 ypg).

Kiffin has more than 11 years of head coaching experience, including 10 years at the NCAA level where he has posted an all-time record of 71-40.

In December 2016, Kiffin took over an FAU program that had won a total of nine combined games over the previous three seasons. Kiffin proceeded to take the Owls to new heights over the last three years, including two conference titles and two 10-win seasons.

Kiffin led the Owls to a 10-3 record in 2019, including a 49-6 win over UAB in the Conference USA Championship Game. The Owls led the nation in interceptions (19) and turnovers gained (29). FAU also led C-USA in scoring offense (34.1), red zone offense (0.911), fumbles lost (3) and turnover margin (1.58).

In his first season in Boca Raton, Kiffin started 1-3 but reeled off a program-high 10 consecutive wins to finish the 2017 campaign at 11-3. The Owls' 11 victories were two more than the previous three seasons combined and earned the program votes in national polls. The seven-game improvement tied for the fifth-best turnaround in FBS history.

Kiffin joined the FAU Owls after three seasons at the University of Alabama, where he served as the Tide's offensive coordinator and quarterbacks coach. He was a finalist for the Frank Broyles Award in 2014, which goes to the country's best assistant coach.

His final season with the Tide, Kiffin mentored Jalen Hurts, the first freshman to start at quarterback in head coach Nick Saban's career. Hurts finished 13-1 as the starting QB and guided Alabama to an SEC title and to the National Championship game. Hurts was a Freshman All-American, the SEC Offensive Player of the Year and the SEC Freshman of the Year.

He spent the previous three-plus seasons as the head coach at Southern California, where he compiled a record of 28-15. Kiffin's 2012 USC squad went 7-6 overall and 5-4 in the Pac-12 South, good for second place. Wide receiver Marquise Lee was a unanimous first team All-American and won the Biletnikoff Award while also being named the Pac-12 Offensive Player of the Year.

Prior to his tenure at Southern California, Kiffin served as the head coach at Tennessee in 2009. He led the Volunteers to a second-place finish in the SEC East and an appearance in the Chick-fil-A Bowl. The Volunteers' offense jumped at least 34 places in every national statistical category over the 2008 figures.

Kiffin came to Tennessee from the Oakland Raiders, where he served as head coach from 2007-08. At 31, he was the youngest head coach in the NFL's modern era. Oakland's offense significantly improved in his first year, up 7.2 points per game and 48.6 yards per game from 2006.

Prior to his first head coaching job, Kiffin spent six years as an assistant coach for Pete Carroll at Southern California, including two years as the offensive coordinator (2005-06). During his first tenure with the Trojans, USC captured two national championships and compiled a 65-12 record. Kiffin was promoted to passing game coordinator in 2004 and helped Matt Leinart win the Heisman Trophy as he passed for 3,322 yards with 33 touchdowns and just six interceptions.

Kiffin graduated from Fresno State in 1998 after playing quarterback for three seasons (1994-96) for the Bulldogs. He began his coaching career as a student assistant at Fresno State under Pat Hill in 1997 and 1998. He moved on to Colorado State in 1999 as a graduate assistant. He spent the 2000 season as defensive quality control assistant with the Jacksonville Jaguars under Tom Coughlin.



THE KIFFIN FILE

PERSONAL INFORMATION

BORN: May 9, 1975

EDUCATION: Fresno State (1998)

FAMILY: Landry and Presley (daughters); Knox (son)

COACHING EXPERIENCE

Ole Miss (Head Coach, 2000-Pres.)

FAU (Head Coach, 2017-19)

Alabama (Off. Coordinator/QBs, 2014-16)

USC (Head Coach, 2010-13)

Tennessee (Head Coach, 2009)

Oakland Raiders (Head Coach, 2007-08)

USC (Passing Game & Off. Coordinator, 2005-06)

USC (Wide Receivers, 2002-04)

USC (Tight Ends, 2001)

Jacksonville Jaguars (Off. Quality Control, 2000)

Colorado State (Graduate Assistant, 1999)

Fresno State (Student Assistant, 1997-98)

COLLEGIATE HEAD COACHING RECORD

Year	School/Team	Record	Finish
2009	Tennessee	7-6	T-2nd SEC East
2010	USC	8-5	T-3rd Pac-10
2011	USC	10-2	1st Pac-12 South
2012	USC	7-6	T-2nd Pac-12 South
2013	USC	3-2	--
2017	FAU	11-3	1st C-USA East
2018	FAU	5-7	5th C-USA East
2019	FAU	10-3	1st C-USA East
2020	Ole Miss	5-5	5th SEC West
2021	Ole Miss	5-1	--
Totals (10 seasons)		71-40 (.640)	

COACHING STAFF LOCATIONS

On the field:

Lane Kiffin	Head Coach
Randall Joyner	Defensive Line
Terrell Buckley	Cornerbacks
Jake Thornton	Running Game Coord./Offensive Line
D.J. Durkin	Co-Defensive Coord./Linebackers
John David Baker	Passing Game Coord./Tight Ends
Coleman Hutzler	Special Teams Coord.
Derrick Nix	Wide Receivers
Kevin Smith	Running Backs
Buddy Brosky	Defensive GA
Da'Von Brown	Offensive GA
Quincy Casimir	Defensive GA

In the press box:

Jeff Lebby	Offensive Coord./Quarterbacks
Chris Partridge	Co-Defensive Coord./Safeties
Austin Shepherd	Offensive GA



John David Baker
Passing Game Coord./
Tight Ends




Terrell Buckley
Cornerbacks




D.J. Durkin
Co-Defensive Coord./
Linebackers



Coleman Hutzler
Special Teams Coord.



Randall Joyner
Defensive Line



Jeff Lebby
Offensive Coord./
Quarterbacks



Derrick Nix
Wide Receivers



Chris Partridge
Co-Defensive Coord./
Safeties



Kevin Smith
Running Backs



Jake Thornton
Offensive Line

ALPHABETICAL

No.	Name	Pos.
73	Eli Acker	OL
7	Luke Altmeyer	QB
30	Zikerrion Baker	LB
6	Miles Battle	DB
34	DJ Beckum	WR
15	Derek Bermudez	DB
94	Quentin Bivens	DL
72	Tobias Braun	OL
37	Kyndrich Breedlove	DB
14	Marc Britt II	WR
64	Nick Broeker	OL
55	Ben Brown	OL
88	Bralon Brown	WR
12	Jakivuan Brown	OLB
96	Mac Brown	P
28	Markevious Brown	DB
89	Brandon Buckhauser	WR
3	Kentrel Bullock	RB
74	Erick Cade	OL
44	Chance Campbell	LB
36	Ashanti Cistrunk	LB
17	Demon Clowney	OLB
70	Carter Colquitt	OL
24	Snoop Conner	RB
2	Matt Corral	QB
43	Caden Costa	K
52	LeDarius Cox	OL
65	Peyton Cox	OL
60	Jalen Cunningham	DL
16	MJ Daniels	DB
93	Sincere David	DL
84	Qua Davis	WR
12	Kinthead Dent	QB
40	Jalen Denton	DB
98	Jaden Dicks	DL
11	Dontario Drummond	WR
9	Jerrion Ealy	RB
21	AJ Finley	DB
14	Daylen Gill	LB
97	Jamond Gordon	DL
21	Alex Grado	QB
40	Jack Greer	TE
48	Andrew Griffith	LB
77	Hamilton Hall	OL
23	Jakorey Hawkins	DB
92	JJ Hawkins	DL
86	JJ Henry	WR
0	Lakia Henry	LB
80	Jonathan Hess	TE
55	KD Hill	DL
96	Isaiah Iton	DL
5	Dannis Jackson	WR
17	Jadon Jackson	WR
78	Jeremy James	OL
16	Jordan Jernigan	WR
45	Amani Johnson	DL
19	Brice Johnson	WR
33	Cedric Johnson	OLB
27	Tysheem Johnson	DB
31	Jaylon Jones	DB
29	Matt Jones	RB
2	Jalen Jordan	DB
81	Casey Kelly	TE
11	Austin Keys	LB
4	Tylan Knight	DB
27	Jalen Knox	WR
82	Luke Knox	TE
57	Clayton Ladd	DL
41	Solomon Landrum	LS
49	Jared Lawrence	LS
24	Deane Leonard	DB
50	Patrick Lucas Jr.	DL
9	Brandon Mack	OLB
90	Tywone Malone	DL
30	Fred McAfee	RB

NUMERICAL

No.	Name	Pos.	Ht.	Wt.	Yr.	Hometown/Previous School(s)
0	Lakia Henry	LB	5-11	230	SR-2L	Vidalia, Ga./Vidalia/Dodge City CC
0	Jahcour Pearson	WR	5-8	190	SR-TR	Fort Lauderdale, Fla./Flanagan/Western Kentucky
1	Jonathan Mingo	WR	6-2	225	JR-2L	Brandon, Miss./Brandon
1	Jake Springer	DB	6-1	205	SR-SQ	Kansas City, Mo./Park Hill South/Navy
2	Matt Corral	QB	6-2	205	JR-3L	Ventura, Calif./Long Beach Poly
2	Jalen Jordan	DB	5-9	180	JR-2L	Lake Cormorant, Miss./Lake Cormorant
3	Kentrel Bullock	RB	5-10	210	SO-1L	Columbia, Miss./Columbia
3	Otis Reese	DB	6-3	215	SR*-1L	Leesburg, Ga./Lee County/Georgia
4	Tylan Knight	DB	5-7	175	SR*-3L	Pearl, Miss./Pearl
4	Tyrrell Pigrome	QB	5-10	200	SR-TR	Birmingham, Ala./Clay-Chalkville/WKU
5	Dannis Jackson	WR	5-11	175	JR-2L	Sumrall, Miss./Sumrall
5	Deantre Prince	DB	6-0	180	JR-TR	Charleston, Miss./Charleston/Northeast Mississippi CC
6	Miles Battle	DB	6-4	205	JR-3L	Houston, Texas/Cy Creek
7	Luke Altmeyer	QB	6-1	205	FR-HS	Starkville, Miss./Starkville
7	Sam Williams	DL	6-4	265	SR-2L	Montgomery, Ala./Lee/ Northeast Mississippi CC
9	Jerrion Ealy	RB	5-9	185	JR-2L	Walnut Grove, Miss./Jackson Prep
9	Brandon Mack	OLB	6-3	245	SO-1L	Montgomery, Ala./Jefferson Davis
10	John Rhys Plumlee	WR	6-0	200	JR-2L	Hattiesburg, Miss./Oak Grove
11	Dontario Drummond	WR	6-1	220	SR-2L	Laurel, Miss./Laurel/East Mississippi CC
11	Austin Keys	LB	6-2	240	FR-RS	Collins, Miss./Seminary
12	Jakivuan Brown	OLB	6-2	250	SO-1L	Horn Lake, Miss./Horn Lake
12	Kinthead Dent	QB	6-5	210	SO-1L	Yazoo City, Miss./Jackson Academy
13	Braylon Sanders	WR	6-0	195	SR-4L	Hogansville, Ga./Callaway
14	Marc Britt II	WR	6-1	185	FR-RS	Carol City, Fla./Dade Christian
14	Daylen Gill	LB	5-11	225	SR*-1L	Louisville, Miss./Louisville/Jones College
15	Derek Bermudez	DB	6-1	190	FR-RS	Jacksonville, Fla./Sandalwood
15	Sellers Shy	WR	6-0	190	SO-1L	Memphis, Tenn./Memphis University School
16	MJ Daniels	DB	6-1	210	FR-HS	Lucedale, Miss./George County
16	Jordan Jernigan	WR	6-0	200	SO-2L	Tupelo, Miss./Tupelo
17	Demon Clowney	OLB	6-3	255	FR-RS	Baltimore, Md./St. Frances Academy
17	Jadon Jackson	WR	6-1	195	SO-2L	Centerton, Ark./Bentonville West
19	Brice Johnson	WR	6-0	185	SO-1L	Greenville, Miss./Saint Joseph Catholic
19	Terrell Vassel	DB	5-11	195	SR-TR	East Orange, N.J./DePaul Catholic/Austin Peay
20	Keidron Smith	DB	6-2	210	SR*-3L	West Palm Beach, Fla./Oxbridge Academy
21	AJ Finley	DB	6-2	210	JR-2L	Mobile, Ala./St. Paul's Episcopal School
21	Alex Grado	QB	6-0	200	FR-HS	Los Gatos, Calif./Los Gatos
22	Tariqious Tisdale	DL	6-5	290	SR-3L	Lexington, Tenn./Lexington/Northwest Mississippi CC
23	Jakorey Hawkins	DB	5-11	195	JR-3L	Montgomery, Ala./Lee
23	Nevin Wells	WR	6-1	185	JR-1L	Jackson, Miss./Jackson Prep
24	Snoop Conner	RB	5-10	220	JR-2L	Hattiesburg, Miss./Hattiesburg
24	Deane Leonard	DB	6-0	195	SR-1L	Calgary, Alberta/Notre Dame/Calgary
25	Henry Parrish Jr.	RB	5-10	190	SO-1L	Goulds, Fla./Columbus
25	Trey Washington	DB	5-10	205	FR-HS	Trussville, Ala./Hewitt-Trussville
26	Isaiah Woullard	RB	5-8	210	SR*-3L	Hattiesburg, Miss./Presbyterian Christian
27	Tysheem Johnson	DB	5-9	205	FR-HS	Philadelphia, Pa./Neumann Goretti
27	Jalen Knox	WR	6-0	210	SR*-TR	Arlington, Texas/Mansfield Timberview/Missouri
28	Markevious Brown	DB	5-10	180	FR-HS	Pahokee, Fla./IMG Academy
28	Damarcus Thomas	TE	6-2	255	SO-1L	Whatley, Ala./Saraland
29	Matt Jones	RB	5-7	185	FR-HS	Jackson, Miss./Jackson Prep
29	Demarko Williams	DB	5-10	180	FR-HS	Atlanta, Ga./Westlake
30	Zikerrion Baker	LB	6-1	240	SR*-3L	Mooringsport, La./Minden
30	Fred McAfee	RB	5-9	190	FR-HS	Madison, Miss./Germantown
31	Jaylon Jones	DB	5-11	200	SR-5L	Allen, Texas/Allen
31	Calvin Wilson	WR	6-1	190	FR-HS	Thompson's Station, Tenn./Independence
32	Richard O'Bryant	DB	5-10	180	FR-HS	Brandon, Miss./Brandon
33	Cedric Johnson	OLB	6-3	255	SO-1L	Mobile, Ala./Davidson
34	DJ Beckum	WR	5-8	175	FR-RS	Columbus, Miss./McQueen
34	Bobo Miller	RB	5-8	175	FR-RS	Kosciusko, Miss./Kosciusko
35	Mark Robinson	LB	5-11	235	SR-SQ	Leesburg, Ga./Lee County/Southeast Missouri
35	Uriah Shephard	RB	6-0	200	SR*-1L	Houston, Miss./Houston/Northwest Mississippi CC
36	Ashanti Cistrunk	LB	6-1	230	JR-2L	Louisville, Miss./Louisville
36	Rayf Vinson	WR	6-0	195	FR-HS	Madison, Miss./Madison-Ridgeland Academy
37	Kyndrich Breedlove	DB	5-10	185	FR-HS	Nashville, Tenn./Pearl-Cohn
39	Joshua Pfeifer	WR	6-1	180	FR-HS	Nashville, Tenn./Father Ryan
40	Jalen Denton	DB	5-10	180	SO-1L	Memphis, Tenn./Lausanne Collegiate
40	Jack Greer	TE	6-6	240	FR-HS	Germantown, Tenn./Houston
41	Solomon Landrum	LS	5-11	215	JR-TR	Hattiesburg, Miss./Sumrall/Mississippi Gulf Coast CC
41	John Porchivina	RB	6-1	215	JR-TR	Novato, Calif./Casa Grande/Cal
41	CJ Terrell	DB	5-9	220	SR*-SQ	Oxford, Miss./Oxford/East Mississippi CC
42	Elijah Sabbatini	DB	6-0	205	FR-HS	Biloxi, Miss./Biloxi
43	Caden Costa	K	6-0	200	FR-HS	Mandeville, La./Mandeville
43	Daniel Newman	DB	5-10	195	FR-RS	Tallahassee, Fla./Lincoln
44	Chance Campbell	LB	6-2	240	SR*-TR	Ellicott City, Md./Calvert Hall/Maryland
44	Payton Rogers	TE	6-1	230	SR*-SQ	Forest, Miss./Forest/East Central CC
45	Amani Johnson	DL	6-0	250	SR*-1L	Abbeville, Miss./Lafayette
46	MoMo Sanogo	LB	6-1	230	SR*-4L	Plano, Texas/Plano West

No.	Name	Pos.	Ht.	Wt.	Yr.	Hometown/Previous School(s)
47	Sam Murphey	TE	6-3	240	JR-SQ	Paris, Tenn./Henry County
48	Andrew Griffith	LB	5-11	220	JR-SQ	Bentonville, Ark./Bentonville
49	Jared Lawrence	LS	5-10	195	FR-RS	Lebanon, Tenn./Wilson Central
50	Patrick Lucas Jr.	DL	6-3	315	SO-2L	Prattville, Ala./Wetumpka
51	Orlando Umana	OL	6-4	315	SR-TR	Sacramento, Calif./Grant Union/Utah
52	LeDarius Cox	OL	6-4	310	SO-2L	Mobile, Ala./McGill-Toolen
52	Taleeq Robbins	DL	6-2	305	FR-HS	Philadelphia, Pa./Imhotep Charter
52	Luke Shouse	OL	6-6	275	FR-RS	Nolensville, Tenn./Ravenwood
54	Caleb Warren	OL	6-5	310	SO-2L	Louisville, Miss./Nanhi Waiya
55	Ben Brown	OL	6-5	315	SR*-3L	Vicksburg, Miss./St. Aloysius
55	KD Hill	DL	6-1	310	JR-3L	Eufaula, Ala./Eufaula
56	Reece McIntyre	OL	6-4	290	SO-2L	Buford, Ga./Buford
57	Clayton Ladd	DL	6-1	250	JR-SQ	Brentwood, Tenn./Brentwood Academy
57	Micah Pettus	OL	6-6	340	FR-HS	Madison, Ala./James Clemens
58	DeMarcus Smith	DL	6-3	290	FR-HS	Birmingham, Ala./A.H. Parker
60	Jalen Cunningham	DL	6-4	325	JR-2L	Odenville, Ala./St. Clair County
64	Nick Broeker	OL	6-5	305	JR-2L	Springfield, Ill./Sacred Heart-Griffin
65	Peyton Cox	OL	6-1	285	SR*-2L	Metairie, La./Jesuit
66	Cedrick Nicely	OL	6-5	310	FR-HS	Gainesville, Ga./Gainesville
70	Carter Colquitt	OL	6-4	305	SO-1L	Buford, Ga./Buford
71	Jayden Williams	OL	6-4	285	FR-HS	Conway, Ark./Conway
72	Tobias Braun	OL	6-6	305	FR-RS	Freiburg im Breisgau, Germany/Salisbury School
73	Eli Acker	OL	6-5	300	FR-RS	Columbus, Miss./Heritage Academy
74	Erick Cade	OL	6-6	350	FR-HS	Denton, Texas/Braswell
75	Bryce Ramsey	OL	6-1	330	SO-2L	Gulfport, Miss./Harrison Central
76	Cedric Melton	OL	6-4	300	FR-RS	Houston, Texas/Klein Cain
77	Hamilton Hall	OL	6-4	305	JR-2L	Atlanta, Ga./Chamblee Charter
78	Jeremy James	OL	6-5	305	SO-2L	Cumming, Ga./North Forsyth
79	Jordan Rhodes	OL	6-4	335	SR*-TR	Fairburn, Ga./Creekside/South Carolina
80	Jonathan Hess	TE	6-5	240	JR-3L	Vestavia Hills, Ala./Vestavia Hills
81	Casey Kelly	TE	6-3	245	SO-2L	Niagara Falls, N.Y./Mallard Creek
82	Luke Knox	TE	6-3	240	JR-3L	Brentwood, Tenn./Brentwood Academy
83	Chase Rogers	TE	6-3	240	SR*-1L	Pass Christian, Miss./St. Stanislaus/Louisiana
84	Qua Davis	WR	5-11	210	JR-TR	Biggersville, Miss./Biggersville/Itawamba CC
85	Jamar Richardson	DB	5-11	180	SR*-1L	Aliceville, Ala./Aliceville/Jones College
86	JJ Henry	WR	5-9	170	FR-HS	McKinney, Texas/McKinney North
87	Hudson Wolfe	TE	6-6	240	FR-HS	Savannah, Tenn./Hardin County
88	Bralon Brown	WR	6-2	205	FR-HS	Miramar, Fla./St. Thomas Aquinas
89	Brandon Buckhaultner	WR	6-1	210	FR-HS	Flowood, Miss./Hartfield Academy
90	Tywone Malone	DL	6-4	310	FR-HS	Jamesburg, N.J./Bergen Catholic
91	Hal Northern	DL	6-1	310	SR-3L	Tunica, Miss./Rosa Fort/Northwest Mississippi CC
92	JJ Hawkins	DL	6-1	270	FR-HS	Lawrenceville, Ga./Discover
93	Sincere David	DL	6-2	320	SR*-2L	Jacksonville, Fla./Sandalwood
93	Cale Nation	K	5-10	155	SO-SQ	Madison, Miss./Madison Central
94	Quentin Bivens	DL	6-3	305	JR-3L	Waynesboro, Miss./Wayne County
94	Charlie Nichols	P	6-0	170	FR-HS	Memphis, Tenn./Memphis University School
95	Tavius Robinson	DL	6-7	265	SR*-1L	Guelph, Ontario/Guelph Collegiate Vocational Institute/Guelph
96	Mac Brown	P	6-4	205	SR-4L	Eden Prairie, Minn./Saint Thomas Academy
96	Isaiah Iton	DL	6-2	295	SO-TR	Houston, Texas/Pearland/Hutchinson CC
97	Jamond Gordon	DL	6-2	290	SO-TR	Meridian, Miss./Meridian/East Mississippi CC
98	Jaden Dicks	DL	6-5	245	FR-TR	Etobicoke, Ontario/Etobicoke Collegiate Institute/Guelph
99	DeSanto Rollins	DL	6-3	295	FR-RS	Baton Rouge, La./Parkview Baptist

Senior* - Has an additional year of eligibility due to the COVID-19 pandemic.

No.	Name	Pos.
56	Reece McIntyre	OL
76	Cedric Melton	OL
34	Bobo Miller	RB
1	Jonathan Mingo	WR
47	Sam Murphey	TE
93	Cale Nation	K
43	Daniel Newman	DB
94	Charlie Nichols	P
66	Cedrick Nicely	OL
91	Hal Northern	DL
32	Richard O'Bryant	DB
25	Henry Parrish Jr.	RB
0	Jahcour Pearson	WR
57	Micah Pettus	OL
39	Joshua Pfeifer	WR
4	Tyrrell Pigrome	QB
10	John Rhys Plumlee	WR
41	John Porchivina	RB
5	Deantre Prince	DB
75	Bryce Ramsey	OL
3	Otis Reese	DB
79	Jordan Rhodes	OL
85	Jamar Richardson	WR
52	Taleeq Robbins	DL
35	Mark Robinson	LB
95	Tavius Robinson	DL
83	Chase Rogers	TE
44	Payton Rogers	TE
99	DeSanto Rollins	DL
42	Elijah Sabbatini	DB
13	Braylon Sanders	WR
46	MoMo Sanogo	LB
35	Urriah Shephard	RB
52	Luke Shouse	OL
15	Sellers Shy	WR
58	DeMarcus Smith	DL
20	Keidron Smith	DB
1	Jake Springer	DB
41	CJ Terrell	DB
28	Damarcus Thomas	TE
22	Tariqious Tisdale	DL
51	Orlando Umana	OL
19	Terrell Vassel	DB
36	Rayf Vinson	WR
54	Caleb Warren	OL
25	Trey Washington	DB
23	Nevin Wells	WR
29	Demarko Williams	DB
71	Jayden Williams	OL
7	Sam Williams	DL
31	Calvin Wilson	WR
87	Hudson Wolfe	TE
26	Isaiah Woullard	RB

COACHING STAFF

HEAD COACH: Lane Kiffin (Fresno State, 1998)

RECORD AT OLE MISS AS HEAD COACH (YEARS): 10-6 (2nd)

CAREER RECORD AS COLLEGE HEAD COACH (YEARS): 71-40 (10th)

ASSISTANTS COACHES (ALMA MATER, YEAR/RESPONSIBILITIES/YEARS AT OLE MISS):

John David Baker (Abilene Christian, 2014/Passing Game Coordinator/Tight Ends/1st)

Terrell Buckley (Florida State, 2007/Cornerback/2nd)

D.J. Durkin (Bowling Green, 2001/Co-Defensive Coordinator/Linebackers/2nd)

Coleman Hutzler (Middlebury College, 2006/Special Teams Coordinator/1st)

Randall Joyner (SMU, 2014/Defensive Line/1st)

Jeff Lebbly (Oklahoma, 2007/Offensive Coordinator/Quarterbacks/2nd)

Derrick Nix (Southern Miss, 2005/Wide Receivers/14th)

Chris Partridge (Lafayette College, 2003/Co-Defensive Coordinator/Safeties/2nd)

Kevin Smith (UCF, 2015/Running Backs/2nd)

Jake Thornton (Western Carolina, 2015/Offensive Line/1st)

GRADUATE ASSISTANT COACHES:

Da'Von Brown (FAU, 2020/Offense/1st)

Buddy Brosky (Michigan, 2020/Defense/1st)

Quincy Casimir (Miami, 2016/Defense/1st)

Austin Shepherd (Alabama, 2013/Offense/1st)

PRONUNCIATION GUIDE

TOBIAS Braun	toe-BYE-es	John RHYS Plumlee	rice
Nick BROEKER	BRO-kurr	TAVIUS Robinson	tay-VEE-us
ZIKERRION Baker	zye-CARE-ee-ahn	KEIDRON Smith	KEY-dron
JAKIVUAN Brown	Juh-KAY-vee-on	MoMo SANOGO	sa-NO-go
Matt CORRAL	core-AL	TARIQIOUS Tisdale	TIE-ree-kuss
JERRION Ealy	Jair-E-un	Orland UMANA	ooh-MAH-nah
JAKOREY Hawkins	juh-CORE-ee	Isaiah WOULLARD	WOOL-ard
LAKIA Henry	luh-KEY-ah		
TYLAN Knight	TIE-lin		
TYWONE Malone	TIE-juan		

DEPTH CHART

OFFENSE

WR	13	Braylon Sanders (6-0, 195, SR-4L, Hogansville, Ga., Callaway)
	5	Dannis Jackson (5-11, 155, JR-2L, Sumrall, Miss., Sumrall)
	88	Bralon Brown (6-2, 205, FR-HS, Miramar, Fla., St. Thomas Aquinas)
WR	11	Dontario Drummond (6-1, 220, SR-2L, Laurel, Miss., East Miss. CC)
	10	John Rhys Plumlee (6-0, 200, JR-2L, Hattiesburg, Miss., Oak Grove) -OR-
	0	Jahcour Pearson (5-8, 190, SR-TR, Fort Lauderdale, Fla., WKU)
LT	64	Nick Broeker (6-5, 305, JR-2L, Springfield, Ill., Sacred Heart-Griffin)
	76	Cedric Melton (6-4, 300, FR-RS, Houston, Texas, Klein Cain)
	54	Caleb Warren (6-5, 310, SO-2L, Louisville, Miss., Nanih Waiya)
LG	76	Cedric Melton (6-4, 300, FR-RS, Houston, Texas, Klein Cain) -OR-
	79	Jordan Rhodes (6-4, 335, SR*-TR, Fairburn, Ga., South Carolina)
	51	Orlando Umana (6-4, 316, SR-TR, Sacramento, Calif., Utah)
C	75	Bryce Ramsey (6-1, 330, SO-2L, Gulfport, Miss., Harrison Central)
	55	Ben Brown (6-5, 315, SR*-3L, Vicksburg, Miss., St. Aloysius)
	73	Eli Acker (6-5, 300, FR-RS, Columbus, Miss., Heritage Academy)
RT	78	Jeremy James (6-5, 305, SO-2L, Cumming, Ga., North Forsyth)
	56	Reese McIntyre (6-4, 290, SO-2L, Buford, Ga., Buford)
	83	Chase Rogers (6-3, 240, SR*-1L, Pass Christian, Miss., Louisiana) -OR-
TE	81	Casey Kelly (6-3, 245, SO-2L, Niagara Falls, N.Y., Mallard Creek)
	28	Damarcus Thomas (6-2, 255, 1L, Whatlet, Ala., Saraland)
	1	Jonathan Mingo (6-2, 225, JR-2L, Brandon, Miss., Brandon)
WR	17	Jadon Jackson (6-1, 195, SO-2L, Centerton, Ark., Bentonville West)
	84	Qua Davis (5-11, 210, JR-TR, Biggersville, Miss., Itawamba)
	2	Matt Corral (6-2, 205, JR-3L, Ventura, Calif., Long Beach Poly)
QB	12	Kinthead Dent (6-5, 210, SO-1L, Yazoo City, Miss., Jackson Academy)
	7	Luke Altmeyer (6-1, 205, FR-HS, Starkville, Miss., Starkville)
	9	Jerrion Ealy (5-9, 185, JR-2L, Walnut Grove, Miss., Jackson Prep)
RB	25	Henry Parrish Jr. (5-10, 190, SO-1L, Goulds, Fla., Columbus)
	24	Snoop Conner (5-10, 220, JR-2L, Hattiesburg, Miss., Hattiesburg)
	3	Kentrel Bullock (5-10, 210, SO-1L, Columbia, Miss., Columbia)

SPECIALISTS

KO	43	Caden Costa (6-0, 200, FR-HS, Mandeville, La., Mandeville)
	93	Cale Nation (5-10, 155, SO-SQ, Madison, Miss., Madison Central)
PK	43	Caden Costa (6-0, 200, FR-HS, Mandeville, La., Mandeville)
	93	Cale Nation (5-10, 155, SO-SQ, Madison, Miss., Madison Central)
P	96	Mac Brown (6-4, 205, SR-4L, Eden Prairie, Minn., Saint Thomas)
LS	49	Jared Lawrence (5-10, 200, FR-RS, Lebanon, Tenn., Wilson Central)
H	96	Mac Brown (6-3, 204, JR-2L, Eden Prairie, Minn., Saint Thomas)
KR	9	Jerrion Ealy (5-9, 185, JR-2L, Walnut Grove, Miss., Jackson Prep) -OR-
	5	Dannis Jackson (5-11, 155, JR-2L, Sumrall, Miss., Sumrall)
PR	13	Braylon Sanders (6-0, 195, SR-4L, Hogansville, Ga., Callaway) -OR-
	11	Dontario Drummond (6-1, 220, SR-2L, Laurel, Miss., East Miss. CC)

DEFENSE

DE	33	Cedric Johnson (6-3, 255, SO-1L, Mobile, Ala., Davidson)
	22	Tariqious Tisdale (6-5, 290, SR-3L, Lexington, Tenn., NW Miss. CC)
	97	Jamond Gordon (6-2, 290, SO-TR, Meridian, Miss., East Miss. CC)
DT	96	Isaiah Iton (6-2, 295, SO-TR, Houston, Texas, Hutchinson CC)
	60	Jalen Cunningham (6-4, 325, JR-2L, Odenville, Ala. St. Clair County)
NT	55	KD Hill (6-1, 310, JR-3L, Eufaula, Ala., Eufaula)
	94	Quentin Bivens (6-3, 305, JR-3L, Waynesboro, Miss., Wayne County)
DE	7	Sam Williams (6-4, 265, SR-2L, Montgomery, Ala. NE Miss. CC)
	95	Tavius Robinson (6-7, 265, SR*-1L, Guelph, Ontario, Guelph)
	90	Tyhone Malone (6-4, 310, FR-HS, Jamesburg, N.J. Bergen Catholic)
OLB	0	Lakia Henry (5-11, 230, SR-2L, Vidalia, Ga., Dodge City CC) -OR-
	35	Mark Robinson (5-11, 235, SR-SQ, Leesburg, Ga., Southeast Missouri)
	36	Ashanti Cistrunk (6-1, 230, JR-2L, Louisville, Miss., Louisville)
MLB	44	Chance Campbell (6-2, 240, SR*-TR, Ellicott City, Md., Maryland)
	46	MoMo Sanogo (6-1, 230, SR*-4L, Plano, Texas, Plano West)
	11	Austin Keys (6-2, 240, FR-RS, Collins, Miss., Seminary)
NB	3	Otis Reese (6-3, 215, SR*-1L, Leesburg, Ga., Georgia)
	27	Tysheem Johnson (5-9, 205, FR-HS, Philadelphia, Pa., Neumann Goretti)
	4	Tylan Knight (5-7, 175, SR*-3L, Pearl, Miss., Pearl)
CB	31	Jaylon Jones (5-11, 200, SR-5L, Allen, Texas, Allen)
	6	Miles Battle (6-4, 205, JR-3L, Houston, Texas, Cy Creek)
	28	Markevious Brown (5-10, 180, FR-HS, Pahokee, Fla., IMG Academy)
SS	1	Jake Springer (6-1, 205, SR-SQ, Kansas City, Mo.)
FS	20	Keidron Smith (6-2, 210, SR*-3L, West Palm Beach, Fla., Oxbridge)
	21	AJ Finley (6-2, 210, JR-2L, Mobile, Ala., St. Paul's Episcopal School)
	25	Trey Washington (5-10, 205, FR-HS, Trussville, Ala., Hewitt-Trussville)
CB	24	Deane Leonard (6-0, 195, SR-1L, Calgary, Alberta, Calgary)
	5	Deantre Prince (6-0, 180, JR-TR, Charleston, Miss., NE Miss. CC)

Senior* - Has an additional year of eligibility due to the COVID-19 pandemic.

THE LAST TIME

THE LAST TIME OLE MISS HAD ...

30 or more first downs	Tulane, 2021 (41)
500 yards rushing	Auburn, 1951 (515)
400 yards rushing	LSU, 2019 (402)
300 yards rushing	Arkansas, 2021 (324)
200 yards rushing	Tennessee, 2021 (279)
400 yards passing	South Carolina, 2020 (513)
300 yards passing	Tulane, 2021 (335)
600 yards total offense	Arkansas, 2021 (611)
500 yards total offense	Tennessee, 2021 (510)
90 plays total offense	Tennessee, 2021 (101)
Four passes intercepted	LSU, 2020 (5)
Four pass interceptions	Boise State, 2014 (4)
10 sacks	Mississippi State, 2008 (11)
10 penalties	Tennessee 2021 (10)
100 yards in penalties	Austin Peay, 2021 (130)
50 points	Arkansas, 2021 (52)
99-yard scoring drive	New Mexico State, 2015 (3 plays; Eugene Brazley 78-yard run)
90-plus yard scoring drive	Louisville, 2021 (93 yards, 9 plays; M. Corral 6-yd run)

THE LAST TIME OLE MISS HELD ITS OPPONENT TO ...

Less than 10 first downs	Vanderbilt, 2014 (9)
10 first downs	Presbyterian, 2014 (10)
Negative yards rushing	Troy, 2013 (-13)
10 yards (or less) rushing	Tennessee, 2014 (0)
100 yards (or less) rushing	Mississippi State, 2020 (39)
Zero yards passing	Alabama, 1988
No pass completions	Alabama, 1988
10 yards (or less) passing	Georgia, 1977 (7)
100 yards (or less) passing	Wofford, 2016 (72)
Zero yards total offense	Sewanee, 1938
50 yards (or less) total offense	Mississippi State, 2008 (24)
75 yards (or less) total offense	Mississippi State, 2008 (24)
150 yards (or less) total offense	Memphis, 2014 (104)
200 yards (or less) total offense	New Mexico State, 2019 (193)
No touchdowns	New Mexico State, 2019 (3 points)

THE LAST TIME OLE MISS ...

Had two passers throw for 100 yards	Mississippi State, 2019 (Matt Corral 124, John Rhys Plumlee 121)
Had two passers complete 10 passes	ULM, 2018 (Jordan Ta'amu, 21-24, Matt Corral, 10-10)
Had two passers throw for 2+ touchdowns	ULM, 2018 (Jordan Ta'amu 3, Matt Corral 2)
Had three passers throw 1+ touchdowns	UT Martin, 2015 (Ryan Buchanan 2, Chad Kelly 2, DeVante Kincade 1)
Had two runners rush for 100 yards	Arkansas, 2021 (Henry Parrish Jr. 111, Snoop Conner 110)
Had two receivers over 100 receiving yards	South Carolina, 2020 (Elijah Moore 225, Braylon Sanders 141)
Had three receivers over 100 receiving yards	ULM, 2018 (DaMarkus Lodge 179, A.J. Brown 133, D.K. Metcalf 115)
Had two receivers catch 10 passes	Arkansas, 2002 (Bill Flowers 11, Chris Collins 10)
Had four receivers catch five passes	Kentucky, 2017 (A.J. Brown 7, D.K. Metcalf 5, Van Jefferson 5, Dawson Knox 5, DaMarkus Lodge 5)
Completed a pass to at least 10 different receivers	Cal, 2019 (10)
Had a 100-yard rusher and a 100-yard receiver	Arkansas, 2021 (B. Sanders 127 yards receiving/H. Parrish Jr. 111 yards rushing/S. Conner 110 yards rushing)
Had two players with 200 all-purpose yards	Missouri, 2007 (BenJarvus Green-Ellis 226, Marshay Green 208)
Returned a punt for a TD	Texas, 2013 (Jeff Scott, 73 yards)
Returned a kickoff for a TD	LSU, 2020 (Jerriion Ealy, 100 yards)
Returned an interception for a TD	SIU, 2018 (Vernon Dasher, 88 yards)
Returned two interceptions for TDs	Fresno State, 2015 (Elston, 38 yards; C. Brown, 22 yards)
Returned a fumble for a TD	Austin Peay, 2021 (Sam Williams, 33 yards)
Recovered a fumble for a TD	Auburn, 2012 (C.J. Johnson)
Scored two defensive TDs	SIU, 2018 (Dasher, 88 yards; V. Evans, 56 yards)
Recovered four fumbles in a game	Texas A&M, 2012
Blocked a punt	UT Martin, 2017 (Ryder Anderson)
Blocked a punt for a TD	Mississippi State, 2013 (T. Grant recovered C. Moore's blocked punt)
Blocked an opponent's FG attempt	Arkansas, 2015 (Tony Bridges blocked Hedlund's 47-yard attempt)
Blocked an opponent's FG attempt for a TD	Louisiana Tech, 2007 (Brandon Jenkins blocked D. Horwedel's 36-yard attempt, Dustin Mouzon 55-yard return)
Blocked two opponent's FG attempts	Northern Arizona, 2009
Had a punt blocked	Alabama, 2019
Had a punt blocked for a TD	Alabama, 2019
Had a kickoff returned for a TD	South Carolina, 2018
Had a punt returned for a TD	Alabama, 2019

Had an interception returned for a TD	LSU, 2020
Had a fumble returned for a TD	Texas A&M, 2019
Missed a PAT kick	Arkansas, 2021
Had a PAT kick blocked	Auburn, 2016
Had a PAT kick blocked and returned for a two-point conversion	Auburn, 2009
Blocked an opponent's PAT kick	Florida, 2008 (Kentrell Lockett blocked J. Phillip's attempt)
A successful two-point conversion	Arkansas, 2021 (Matt Corral rush, 2nd quarter)
Had a field goal attempt blocked	Texas A&M, 2019 (Luke Logan's 35-yard attempt)
Had two field goal attempts blocked	Kentucky, 2005 (Robert Bass' 39-yd attempt, Matt Hinkle's 44-yard attempt)
Gained a first down off a fake field goal attempt	Georgia, 1995
Scored a touchdown off a fake field goal attempt	Alabama, 2008 (Jason Cook 9-yard pass from Rob Park)
Gained a first down off a fake punt	Arkansas, 2020 (MoMo Sanogo 47-yard run)
Recovered an onside kick	Florida, 2020 (Jaylon Jones)
Shut out an opponent	Presbyterian, 2014 (48-0)
Was shut out	Arkansas, 2014 (30-0)
Played an overtime game	Kentucky, 2020 (W, 42-41)
Scored a safety	Austin Peay, 2021 (Austin Peay rush for a loss of 30 yards, kicked out of bounds in the end zone)
Scored 2 safeties in the same game	Northern Illinois, 1993 (team)
Gave up a safety	Tennessee, 2021
Had no turnovers	Louisville, 2021
Had no penalties	Alabama, 2011
Defeated a nationally ranked team	Arkansas, 2021 (52-51, #13 AP; #16 Coaches)
Was ranked in top 25	Week 8, 2021 (#12 AP; #12 Coaches)
Ended the year ranked in top 25	2015 (#10 AP; #9 Coaches)

THE LAST TIME AN OLE MISS PLAYER ...

Rushed 30 times	Matt Corral at Tennessee, 2021 (30)
Rushed 25 times	Matt Corral at Tennessee, 2021 (30)
Rushed for 250 yards	Dexter McCluster vs. Tennessee, 2009 (282)
Rushed for 200 yards	John Rhys Plumlee vs. LSU, 2019 (212)
Rushed for 150 yards	Matt Corral at Tennessee, 2021 (195)
Rushed for 100 yards	Matt Corral at Tennessee, 2021 (195)
Passed for 400 yards	Matt Corral vs. South Carolina, 2020 (513)
Passed for 300 yards	Matt Corral vs. Tulane, 2021 (335)
Attempted 50 passes	Jordan Ta'amu vs. Vanderbilt, 2017 (52)
Attempted 40 passes	Matt Corral vs. Indiana, 2020 (44)
Attempted 30 passes	Matt Corral at Tennessee, 2021 (38)
Completed 30 passes	Matt Corral vs. Indiana, 2020 (30)
Completed 20 passes	Matt Corral at Tennessee, 2021 (21)
Passed for 4 or more TDs	Matt Corral vs. Austin Peay, 2021 (5)
Accounted for 6 or more TDs	Matt Corral at Tulane, 2021 (3 passing, 4 rushing)
Threw 3 or more interceptions	Matt Corral at LSU, 2020 (5)
Had 400 yards Total Offense	Matt Corral at Tennessee, 2021 (426)
Had 300 yards Total Offense	Matt Corral at Tennessee, 2021 (426)
Had 100 yards rushing and passing	Matt Corral at Tennessee, 2021 (195 rushing, 231 passing)
Had 100 yards rushing and receiving	Dexter McCluster vs. Arkansas, 2009 (123 rushing, 137 receiving)
Had 250 All-Purpose Yards	Elijah Moore vs. South Carolina, 2020 (270)
Had 200 All-Purpose Yards	Elijah Moore vs. South Carolina, 2020 (270)
Caught 10 passes	Elijah Moore vs. South Carolina, 2020 (13)
Caught 9 passes	Dontario Drummond vs. Louisville, 2021 (9)
Had 200 receiving yards	Elijah Moore vs. South Carolina, 2020 (225)
Had 100 receiving yards	Braylon Sanders vs. Arkansas, 2021 (127)
Scored 10 points kicking	Caden Costa vs. Austin Peay, 2021 (10)
Scored 4 touchdowns rushing	Matt Corral vs. Tulane, 2021 (4)
Scored 3 touchdowns rushing	Snoop Conner vs. Arkansas, 2021 (3)
Scored 2 touchdowns rushing	Snoop Conner at Tennessee, 2021 (2)
Scored 3 touchdowns receiving	Elijah Moore at Vanderbilt, 2020 (3)
Scored 2 touchdowns receiving	D. Drummond and J. Mingo vs. Austin Peay, 2021 (2, 2)
Scored a touchdown passing and receiving	Laquon Treadwell at Memphis, 2015
Scored a touchdown rushing, passing and receiving	Bo Wallace vs. Auburn, 2012
Intercepted 3 passes	Don Price vs. Vanderbilt, 1986 (3)
Intercepted 2 passes	C.J. Moore vs. California, 2017 (2)
Forced 3 fumbles	Rory Johnson vs. Vanderbilt, 2006 (3)
Recovered 2 fumbles	Kentrell Lockett at Auburn, 2011 (2)
Punted for a 70-yard game average	Bill Smith vs. Southern Miss, 1984 (2-84.5)
Kicked a 45-yard Field Goal	Caden Costa vs. Arkansas, 2021 (50)
Kicked a 50-yard Field Goal	Caden Costa vs. Arkansas, 2021 (50)
Kicked five field goals in game	Luke Logan vs. Vanderbilt, 2018 (5)
Kicked four field goals in game	Luke Logan vs. Vanderbilt, 2018 (5)
Kicked three field goals in game	Caden Costa vs. Louisville, 2021 (3)
Had 10 tackles in a game	Mark Robinson & Jake Springer at Tennessee, 2021 (14, 11)
Had 15 tackles in a game	Lakia Henry vs. Vanderbilt, 2019 (15)



2021 OLE MISS REBEL FOOTBALL
Ole Miss Game Results (as of Oct 17, 2021)
All games



Date	Opponent	Score	Overall	Conference	Time	Attend
Sep 06, 2021	vs Louisville	W 43-24	1-0	0-0	3:40	30709
Sep 11, 2021	AUSTIN PEAY	W 54-17	2-0	0-0	03:30	47848
Sep 18, 2021	TULANE	W 61-21	3-0	0-0	03:27	54198
* Oct 02, 2021	at Alabama	L 21-42	3-1	0-1	03:14	100077
* Oct 09, 2021	ARKANSAS	W 52-51	4-1	1-1	03:41	60256
* Oct 16, 2021	at Tennessee	W 31-26	5-1	2-1	04:33	102455



2021 OLE MISS REBEL FOOTBALL
Ole Miss Overall Team Statistics (as of Oct 17, 2021)
All games



Team Statistics	OM	OPP
SCORING	262	181
Points Per Game	43.7	30.2
Points Off Turnovers	38	14
FIRST DOWNS	170	156
Rushing	91	71
Passing	67	67
Penalty	12	18
RUSHING YARDAGE	1577	1190
Yards gained rushing	1720	1345
Yards lost rushing	143	155
Rushing Attempts	290	273
Average Per Rush	5.4	4.4
Average Per Game	262.8	198.3
TDs Rushing	20	14
PASSING YARDAGE	1741	1438
Comp-Att-Int	125-193-1	121-191-3
Average Per Pass	9.0	7.5
Average Per Catch	13.9	11.9
Average Per Game	290.2	239.7
TDs Passing	14	10
TOTAL OFFENSE	3318	2628
Total Plays	483	464
Average Per Play	6.9	5.7
Average Per Game	553.0	438.0
KICK RETURNS: #-Yards	10-186	31-665
PUNT RETURNS: #-Yards	3-29	6-51
INT RETURNS: #-Yards	3-16	1-0
KICK RETURN AVERAGE	18.6	21.5
PUNT RETURN AVERAGE	9.7	8.5
INT RETURN AVERAGE	5.3	0.0
FUMBLES-LOST	5-3	12-6
PENALTIES-Yards	60-525	38-323
Average Per Game	87.5	53.8
PUNTS-Yards	16-753	24-1054
Average Per Punt	47.1	43.9
Net punt average	41.4	41.9
KICKOFFS-Yards	47-2764	32-1739
Average Per Kick	58.8	54.3
Net kick average	39.9	39.2
TIME OF POSSESSION/Game	27:23	32:13
3RD-DOWN Conversions	37/90	36/88
3rd-Down Pct	41%	41%
4TH-DOWN Conversions	20/27	9/18
4th-Down Pct	74%	50%
SACKS BY-Yards	18-73	13-79
MISC YARDS	0	0
TOUCHDOWNS SCORED	35	24
FIELD GOALS-ATTEMPTS	6-8	4-7
ON-SIDE KICKS	0-0	0-1
RED-ZONE SCORES	(29-34) 85%	(23-26) 88%
RED-ZONE TOUCHDOWNS	(25-34) 74%	(20-26) 77%
PAT-ATTEMPTS	(30-33) 91%	(23-23) 100%
ATTENDANCE	162302	202532
Games/Avg Per Game	3/54101	2/101266
Neutral Site Games		1/30709

Score by Quarters	1st	2nd	3rd	4th	OT	Total
Ole Miss	52	96	62	52	0	262
Opponents	30	52	44	55	0	181



2021 OLE MISS REBEL FOOTBALL
Ole Miss Overall Individual Statistics (as of Oct 17, 2021)
All games



Rushing	gp	att	gain	loss	net	avg	td	lg	avg/g
Matt Corral	6	88	544	94	450	5.1	8	32	75.0
Henry Parrish Jr.	6	64	384	9	375	5.9	1	33	62.5
Snoop Conner	6	53	280	9	271	5.1	9	51	45.2
Jerrion Ealy	5	47	246	23	223	4.7	1	28	44.6
John Rhys Plumlee	6	7	82	2	80	11.4	0	34	13.3
Kentrel Bullock	5	17	82	4	78	4.6	0	17	15.6
Jahcour Pearson	6	4	30	0	30	7.5	0	16	5.0
Kinthead Dent	2	2	28	0	28	14.0	0	26	14.0
Dontario Drummond	6	2	16	0	16	8.0	1	11	2.7
Luke Altmyer	3	1	14	0	14	14.0	0	14	4.7
Braylon Sanders	6	1	6	0	6	6.0	0	6	1.0
JJ Henry	1	1	4	0	4	4.0	0	4	4.0
Miller,Bobo	1	2	4	0	4	2.0	0	2	4.0
TEAM	6	1	0	2	-2	-2.0	0	0	-0.3
Total	6	290	1720	143	1577	5.4	20	51	262.8
Opponents	6	273	1345	155	1190	4.4	14	42	198.3

Passing	gp	effic	comp-att-int	pct	yds	td	lg	avg/g
Matt Corral	6	169.21	122-184-1	66.3	1728	14	68	288.0
Kinthead Dent	2	64.70	2-4-0	50.0	7	0	7	3.5
Luke Altmyer	3	0.00	0-4-0	0.0	0	0	0	0.0
John Rhys Plumlee	6	150.40	1-1-0	100.0	6	0	6	1.0
Total	6	163.44	125-193-1	64.8	1741	14	68	290.2
Opponents	6	140.73	121-191-3	63.4	1438	10	51	239.7

Receiving	gp	no.	yds	avg	td	lg	avg/g
Dontario Drummond	6	28	526	18.8	6	67	87.7
Jonathan Mingo	3	15	290	19.3	3	50	96.7
Henry Parrish Jr.	6	15	109	7.3	0	25	18.2
Braylon Sanders	6	13	309	23.8	3	68	51.5
Jerrion Ealy	5	10	90	9.0	0	22	18.0
Chase Rogers	5	9	93	10.3	1	42	18.6
Snoop Conner	6	8	62	7.8	0	14	10.3
Jahcour Pearson	6	7	72	10.3	0	27	12.0
John Rhys Plumlee	6	5	48	9.6	0	26	8.0
Dannis Jackson	4	4	66	16.5	1	33	16.5
Jadon Jackson	5	4	30	7.5	0	17	6.0
Casey Kelly	4	3	31	10.3	0	12	7.8
Jonathan Hess	3	2	7	3.5	0	7	2.3
Damarcus Thomas	2	1	6	6.0	0	6	3.0
Kentrel Bullock	5	1	2	2.0	0	2	0.4
Total	6	125	1741	13.9	14	68	290.2
Opponents	6	121	1438	11.9	10	51	239.7

Punt Returns	no.	yds	avg	td	lg
Braylon Sanders	2	31	15.5	0	30
Dontario Drummond	1	-2	-2.0	0	0
Total	3	29	9.7	0	30
Opponents	6	51	8.5	0	40

Interceptions	no.	yds	avg	td	lg
Keidron Smith	2	1	0.5	0	1
Deantre Prince	1	15	15.0	0	15
Total	3	16	5.3	0	15
Opponents	1	0	0.0	0	0

Kick Returns	no.	yds	avg	td	lg
Dannis Jackson	3	57	19.0	0	22
Jerrion Ealy	3	63	21.0	0	26
Kentrel Bullock	2	29	14.5	0	18
John Rhys Plumlee	1	14	14.0	0	14
Henry Parrish Jr.	1	23	23.0	0	23
Total	10	186	18.6	0	26
Opponents	31	665	21.5	0	59

Fumble Returns	no.	yds	avg	td	lg
Tylan Knight	1	0	0.0	0	0
Sam Williams	1	33	33.0	1	33
Total	2	33	16.5	1	33
Opponents	1	1	1.0	0	1



2021 OLE MISS REBEL FOOTBALL
Ole Miss Overall Individual Statistics (as of Oct 17, 2021)
All games



Scoring	td	fg	PAT				dxd	saf	pts
			kick	rush	rcv	pass			
Snoop Conner	9	-	-	-	-	-	-	-	54
Matt Corral	8	-	-	1-1	-	0-1	-	-	50
Caden Costa	-	6-8	30-32	-	-	-	-	-	48
Dontario Drummond	7	-	-	-	-	-	-	-	42
Braylon Sanders	3	-	-	-	-	-	-	-	18
Jonathan Mingo	3	-	-	-	-	-	-	-	18
Dannis Jackson	1	-	-	-	-	-	-	-	6
Chase Rogers	1	-	-	-	-	-	-	-	6
Henry Parrish Jr.	1	-	-	-	-	-	-	-	6
Jerrion Ealy	1	-	-	-	-	-	-	-	6
Sam Williams	1	-	-	-	-	-	-	-	6
TEAM	-	-	-	-	-	-	-	1	2
Cale Nation	-	-	0-1	-	-	-	-	-	0
Total	35	6-8	30-33	1-1	-	0-1	-	1	262
Opponents	24	4-7	23-23	-	-	0-1	-	1	181

Total Offense	g	plays	rush	pass	total	avg/g
Matt Corral	6	272	450	1728	2178	363.0
Henry Parrish Jr.	6	64	375	0	375	62.5
Snoop Conner	6	53	271	0	271	45.2
Jerrion Ealy	5	47	223	0	223	44.6
John Rhys Plumlee	6	8	80	6	86	14.3
Kentrel Bullock	5	17	78	0	78	15.6
Kinthead Dent	2	6	28	7	35	17.5
Jahcour Pearson	6	4	30	0	30	5.0
Dontario Drummond	6	2	16	0	16	2.7
Luke Altmyer	3	5	14	0	14	4.7
Braylon Sanders	6	1	6	0	6	1.0
JJ Henry	1	1	4	0	4	4.0
Miller,Bobo	1	2	4	0	4	4.0
TEAM	6	1	-2	0	-2	-0.3
Total	6	483	1577	1741	3318	553.0
Opponents	6	464	1190	1438	2628	438.0

Field Goals	fg	pct.	01-19	20-29	30-39	40-49	50-99	lg	blk
Caden Costa	6-8	75.0	0-0	2-2	2-2	1-2	1-2	50	0

FG Sequence	Ole Miss	Opponents
Louisville	(47),(22),(38)	(38)
Austin Peay	(26)	(30)
Tulane	54	27
Alabama	-	-
Arkansas	(50)	50,(31)
Tennessee	(30),44	(39),49

Punting	no.	yds	avg	lg	tb	fc	i20	50+	blk
Mac Brown	16	753	47.1	56	2	6	7	7	0
Total	16	753	47.1	56	2	6	7	7	0
Opponents	24	1054	43.9	55	1	14	8	9	0

Kickoffs	no.	yds	avg	tb	ob	retn	net	ydln
Caden Costa	43	2543	59.1	9	1			
Cale Nation	4	221	55.2	0	0			
Total	47	2764	58.8	9	1	21.5	39.9	25
Opponents	32	1739	54.3	12	1	18.6	39.2	25

Numbers in (parentheses) indicate field goal was made.



2021 OLE MISS REBEL FOOTBALL
Ole Miss Overall Individual Statistics (as of Oct 17, 2021)
All games



All Purpose	g	rush	rcv	pr	kr	ir	total	avg/g
Dontario Drumm	6	16	526	-2	0	0	540	90.0
Henry Parrish Jr.	6	375	109	0	23	0	507	84.5
Matt Corral	6	450	0	0	0	0	450	75.0
Jerrion Ealy	5	223	90	0	63	0	376	75.2
Braylon Sanders	6	6	309	31	0	0	346	57.7
Snoop Conner	6	271	62	0	0	0	333	55.5
Jonathan Mingo	3	0	290	0	0	0	290	96.7
John Rhys Pluml	6	80	48	0	14	0	142	23.7
Dannis Jackson	4	0	66	0	57	0	123	30.8
Kentrel Bullock	5	78	2	0	29	0	109	21.8
Jahcour Pearso	6	30	72	0	0	0	102	17.0
Chase Rogers	5	0	93	0	0	0	93	18.6
Casey Kelly	4	0	31	0	0	0	31	7.8
Jadon Jackson	5	0	30	0	0	0	30	6.0
Kinthead Dent	2	28	0	0	0	0	28	14.0
Deantre Prince	6	0	0	0	0	15	15	2.5
Luke Altmyer	3	14	0	0	0	0	14	4.7
Jonathan Hess	3	0	7	0	0	0	7	2.3
Damarcus Thom	2	0	6	0	0	0	6	3.0
Miller,Bobo	1	4	0	0	0	0	4	4.0
JJ Henry	1	4	0	0	0	0	4	4.0
Keidron Smith	6	0	0	0	0	1	1	0.2
TEAM	6	-2	0	0	0	0	-2	-0.3
Total	6	1577	1741	29	186	16	3549	591.5
Opponents	6	1190	1438	51	665	0	3344	557.3



2021 OLE MISS REBEL FOOTBALL
Ole Miss Overall Defensive Statistics (as of Oct 17, 2021)
All games



##	Defensive Leaders	gp	Tackles				Sacks	Pass defense			Fumbles		blkd	
			ua	a	tot	tfl/yds		int-yds	brup	qbh	rcv-yds	ff	kick	saf
44	Chance Campbell	6	21	25	46	5.0-17	3.0-13	.	.	3	2-0	1	.	.
3B	Otis Reese	6	18	27	45	.	.	.	1	.	.	1	.	.
35	Mark Robinson	6	23	17	40	5.5-15	2.0-11
20	Keidron Smith	6	18	19	37	2.5-5	.	2-1	1	1	.	1	.	.
21	AJ Finley	6	15	21	36	1.0-1	.	.	1
27	Tysheem Johnson	6	12	20	32	3.0-7
7B	Sam Williams	6	13	12	25	7.5-26	6.5-25	.	1	2	1-33	2	.	.
36	Ashanti Cistrunk	6	8	13	21	2.5-4	0.5-2
0B	Lakia Henry	6	7	14	21	0.5-1
2L	Deane Leonard	5	12	9	21	1.0-2	.	.	1
2W	Trey Washington	6	9	9	18	0.5-0
31	Jaylon Jones	6	14	3	17	1.0-4	.	.	3
46	MoMo Sanogo	6	8	9	17	0.5-1	0.5-1	.	.	1
4B	Tylan Knight	6	6	10	16	2.5-8	1-0	.	.	.
95	Robinson, Tavius	4	4	10	14
1B	Jake Springer	2	8	5	13	1.0-3	1.0-3
1K	Austin Keys	6	5	7	12	1	1-0	.	.	.
33	Cedric Johnson	6	8	4	12	2.5-7	2.5-7	.	.	4
6	Miles Battle	6	5	6	11	.	.	.	6	.	1-0	.	.	.
94	Quentin Bivens	6	4	6	10	.	.	.	1
9I	Isaiah Iton	6	5	5	10	1.0-5	.	.	.	2
5B	Deantre Prince	6	6	3	9	.	.	1-15	1
22	Tariqueous Tisdale	5	.	8	8	1.0-1
2B	Jalen Jordan	6	3	4	7
55	KD Hill	6	2	5	7	1.5-6
97	Jamond Gordon	5	2	4	6	0.5-1
1C	Demon Clowney	2	2	2	4	1.0-4	1.0-4	.	.	2
30	Zikerrion Baker	6	2	2	4
60	Jalen Cunningham	6	.	3	3
26	Isaiah Woullard	4	1	2	3
90	Tywone Malone	1	1	2	3	1.0-7	1.0-7
14	Daylen Gill	4	1	2	3	0.5-1
3A	Kentrel Bullock	5	2	.	2	1	.	.
49	Jared Lawrence	6	.	1	1
37	K. Breedlove	2	.	1	1
16	MJ Daniels	2	.	1	1
43	Caden Costa	6	1	.	1
23	Jakorey Hawkins	1	1	.	1
85	J. Richardson	2	.	1	1
TM	TEAM	6	1
Total		6	247	292	539	43-126	18-73	3-16	16	16	6-33	6	.	1
Opponents		6	262	228	490	37-138	13-79	1-0	18	26	3-1	4	.	1



2021 OLE MISS REBEL FOOTBALL
Ole Miss Team Game-by-Game (as of Oct 17, 2021)
All games



TEAM STATISTICS

Date	Opponent	Rushing				Receiving				Passing				Kick Returns				Punt Returns				tot off
		no.	yds	td	lg	no.	yds	td	lg	cmp-att-int	yds	td	lg	no.	yds	td	lg	no.	yds	td	lg	
Sep 06	vs Louisville	41	188	4	23	22	381	1	34	22-32-0	381	1	34	1	11	0	11	0	0	0	0	569
Sep 11	AUSTIN PEAY	43	336	1	34	24	294	5	49	24-39-0	294	5	49	2	49	0	26	1	1	0	1	630
Sep 18	TULANE	61	372	6	26	23	335	3	50	23-33-0	335	3	50	0	0	0	0	0	0	0	0	707
Oct 02	at Alabama	34	78	2	10	21	213	1	42	21-29-0	213	1	42	2	37	0	22	0	0	0	0	291
Oct 09	ARKANSAS	49	324	5	51	14	287	2	68	14-21-0	287	2	68	2	32	0	18	1	30	0	30	611
Oct 16	at Tennessee	62	279	2	32	21	231	2	50	21-39-1	231	2	50	3	57	0	22	1	-2	0	0	510
Ole Miss		290	1577	20	51	125	1741	14	68	125-193-1	1741	14	68	10	186	0	26	3	29	0	30	3318
		273	1190	14	42	121	1438	10	51	121-191-3	1438	10	51	31	665	0	59	6	51	0	40	2628

Games: 6 • Avg/rush: 5.4 • Avg/catch: 13.9 • Pass effic: 163.44 • KR avg: 18.6 • PR avg: 9.7 • All purpose avg/game: 591.5 • Total offense avg/gm: 553.0

Date	Opponent	Tackles				Sacks no-yds	Fumble		Pass Defense			blkd kick	PAT Attempts			off		
		ua	a	total	tfl-yds		ff	fr-yds	int-yds	qbh	brup		kick	rush	rcv	saf	t/o	pts
Sep 06	vs Louisville	48	32	80	7.0-12	2.0-5	0	1-0	1-15	0	1	0	4-5	0	0	0	10	43
Sep 11	AUSTIN PEAY	38	52	90	11.0-33	5.0-17	2	2-33	0-0	7	6	0	7-7	0	0	1	14	54
Sep 18	TULANE	29	50	79	4.0-12	2.0-5	1	1-0	0-0	4	3	0	7-8	0	0	0	7	61
Oct 02	at Alabama	38	56	94	6.0-17	3.0-11	0	0-0	1-1	4	0	0	3-3	0	0	0	0	21
Oct 09	ARKANSAS	42	72	114	5.0-18	1.0-7	3	1-0	1-0	1	2	0	5-6	1	0	0	0	52
Oct 16	at Tennessee	52	30	82	10.0-34	5.0-28	0	1-0	0-0	0	4	0	4-4	0	0	0	7	31
Ole Miss		247	292	539	43.0-126	18.0-73	6	6-33	3-16	16	16	0	30-33	1	0	1	38	262
		262	228	490	37.0-138	13.0-79	4	3-1	1-0	26	18	0	23-23	0	0	1	14	181

		Punting									Field Goals			Kickoffs				
Date	Opponent	no.	yds	avg	long	blkd	tb	fc	50+	i20	md-att	long	blkd	no.	yds	avg	tb	ob
Sep 06	vs Louisville	2	80	40.0	43	0	0	1	0	0	3-3	47	0	8	479	59.9	0	0
Sep 11	AUSTIN PEAY	2	98	49.0	49	0	1	1	0	1	1-1	26	0	9	548	60.9	2	0
Sep 18	TULANE	3	161	53.7	56	0	1	0	3	1	0-1	0	0	10	611	61.1	2	0
Oct 02	at Alabama	2	103	51.5	56	0	0	1	1	1	0-0	0	0	4	216	54.0	0	1
Oct 09	ARKANSAS	3	132	44.0	50	0	0	2	1	1	1-1	50	0	9	500	55.6	3	0
Oct 16	at Tennessee	4	179	44.8	53	0	0	1	2	3	1-2	30	0	7	410	58.6	2	0
Ole Miss		16	753	47.1	56	0	2	6	7	7	6-8	50	0	47	2764	58.8	9	1
		24	1054	43.9	55	0	1	14	9	8	4-7	39	0	32	1739	54.3	12	1



2021 OLE MISS REBEL FOOTBALL
Ole Miss Opponent Game-by-Game (as of Oct 17, 2021)
All games



OPPONENT STATISTICS

Date	Opponent	Rushing				Receiving				Passing				Kick Returns				Punt Returns				tot off
		no.	yds	td	lg	no.	yds	td	lg	cmp-att-int	yds	td	lg	no.	yds	td	lg	no.	yds	td	lg	
Sep 06	vs Louisville	39	155	2	17	23	200	1	28	23-38-1	200	1	28	8	179	0	59	1	1	0	1	355
Sep 11	AUSTIN PEAY	38	114	1	40	24	260	1	51	24-44-0	260	1	51	6	97	0	19	0	0	0	0	374
Sep 18	TULANE	38	139	1	18	10	166	2	40	10-18-0	166	2	40	7	203	0	34	1	4	0	4	305
Oct 02	at Alabama	50	210	4	21	21	241	2	29	21-27-1	241	2	29	3	40	0	22	1	2	0	2	451
Oct 09	ARKANSAS	58	350	4	42	25	326	3	46	25-35-1	326	3	46	3	60	0	21	1	4	0	4	676
Oct 16	at Tennessee	50	222	2	26	18	245	1	30	18-29-0	245	1	30	4	86	0	27	2	40	0	40	467
Opponents		273	1190	14	42	121	1438	10	51	121-191-3	1438	10	51	31	665	0	59	6	51	0	40	2628
		290	1577	20	51	125	1741	14	68	125-193-1	1741	14	68	10	186	0	26	3	29	0	30	3318

Games: 6 • Avg/rush: 4.4 • Avg/catch: 11.9 • Pass effic: 140.73 • KR avg: 21.5 • PR avg: 8.5 • All purpose avg/game: 557.3 • Total offense avg/gm: 438.0

Date	Opponent	Tackles				Sacks no-yds	Fumble		Pass Defense			blkd kick	PAT Attempts			off		
		ua	a	total	tfl-yds		ff	fr-yds	int-yds	qbh	brup		kick	rush	rcv	saf	t/o	pts
Sep 06	vs Louisville	45	22	67	4.0-22	2.0-13	0	0-0	0-0	0	3	0	3-3	0	0	0	0	24
Sep 11	AUSTIN PEAY	45	38	83	3.0-14	2.0-13	1	1-0	0-0	4	3	0	2-2	0	0	0	0	17
Sep 18	TULANE	53	38	91	8.0-33	2.0-21	1	1-1	0-0	6	2	0	3-3	0	0	0	7	21
Oct 02	at Alabama	34	38	72	7.0-26	2.0-13	1	1-0	0-0	7	1	0	6-6	0	0	0	7	42
Oct 09	ARKANSAS	30	56	86	5.0-8	0.0-0	0	0-0	0-0	4	4	0	6-6	0	0	0	0	51
Oct 16	at Tennessee	55	36	91	10.0-35	5.0-19	1	0-0	1-0	5	5	0	3-3	0	0	1	0	26
Opponents		262	228	490	37.0-138	13.0-79	4	3-1	1-0	26	18	0	23-23	0	0	1	14	181
		247	292	539	43.0-126	18.0-73	6	6-33	3-16	16	16	0	30-33	1	0	1	38	262

Date	Opponent	Punting							Field Goals			Kickoffs			
		no.	yds	avg	long	blkd	tb	fc	50+	i20	md-att	long	blkd	no.	yds
Sep 06	vs Louisville	3	133	44.3	53	0	0	2	1	1	1-1	38	0	4	155
Sep 11	AUSTIN PEAY	4	167	41.8	55	0	1	1	1	0	1-1	30	0	5	242
Sep 18	TULANE	8	366	45.8	55	0	0	6	4	2	0-1	0	0	4	160
Oct 02	at Alabama	1	37	37.0	37	0	0	1	0	0	0-0	0	0	7	453
Oct 09	ARKANSAS	2	90	45.0	53	0	0	1	1	0	1-2	31	0	8	514
Oct 16	at Tennessee	6	261	43.5	52	0	0	3	2	5	1-2	39	0	4	215
Opponents		24	1054	43.9	55	0	1	14	9	8	4-7	39	0	32	1739
		16	753	47.1	56	0	2	6	7	7	6-8	50	0	47	2764



2021 OLE MISS REBEL FOOTBALL
Ole Miss Games Played (as of Oct 17, 2021)
All games



##	PLAYER	GP-GS	UL	APSU	TU	ALA	ARK	UT
73	Eli Acker	2/-	...	XXX	XXX
7A	Luke Altmyer	3/-	XXX	XXX	XXX
30	Zikerrion Baker	6/-	XXX	XXX	XXX	XXX	XXX	XXX
6	Miles Battle	6/-	XXX	XXX	XXX	XXX	XXX	XXX
94	Quentin Bivens	6/3	START	START	START	XXX	XXX	XXX
37	K. Breedlove	2/-	XXX	XXX
64	Nick Broeker	6/6	START	START	START	START	START	START
5L	Ben Brown	6/6	START	START	START	START	START	START
88	Bralon Brown	3/-	...	XXX	...	XXX	...	XXX
96	Mac Brown	6/-	XXX	XXX	XXX	XXX	XXX	XXX
28	Mar. Brown	2/-	XXX	XXX
28	Brown, Markeviou	1/-	XXX
3A	Kentrel Bullock	5/-	XXX	XXX	XXX	XXX	XXX	...
44	Chance Campbell	6/6	START	START	START	START	START	START
36	A. Cistrunk	6/-	XXX	XXX	XXX	XXX	XXX	XXX
1C	Demon Clowney	2/-	...	XXX	XXX
70	Carter Colquitt	1/-	...	XXX
24	Snoop Conner	6/1	XXX	XXX	XXX	XXX	XXX	START
2A	Matt Corral	6/6	START	START	START	START	START	START
43	Caden Costa	6/-	XXX	XXX	XXX	XXX	XXX	XXX
60	J. Cunningham	6/-	XXX	XXX	XXX	XXX	XXX	XXX
16	MJ Daniels	2/-	...	XXX	...	XXX
84	Qua Davis	5/-	...	XXX	XXX	XXX	XXX	XXX
1D	Kinkead Dent	2/-	...	XXX	XXX
40	Jalen Denton	1/-	...	XXX
11	D. Drummond	6/6	START	START	START	START	START	START
9A	Jerrion Ealy	5/4	START	START	START	START	...	XXX
21	AJ Finley	6/5	START	START	START	XXX	START	START
14	Daylen Gill	4/-	XXX	XXX	XXX	XXX
97	Jamond Gordon	5/-	...	XXX	XXX	XXX	XXX	XXX
77	Hamilton Hall	4/-	XXX	XXX	...	XXX	XXX	...
23	Jakorey Hawkins	1/-	...	XXX
86	JJ Henry	1/-	...	XXX
0B	Lakia Henry	6/3	XXX	START	START	START	XXX	XXX
80	Jonathan Hess	3/-	XXX	XXX	...	XXX
55	KD Hill	6/3	XXX	XXX	XXX	START	START	START
9I	Isaiah Iton	6/1	XXX	XXX	XXX	START	XXX	XXX
5A	Dannis Jackson	4/-	...	XXX	...	XXX	XXX	XXX
17	Jadon Jackson	5/1	XXX	XXX	...	START	XXX	XXX
78	Jeremy James	6/6	START	START	START	START	START	START
33	Cedric Johnson	6/5	START	START	START	XXX	START	START
27	Tysheem Johnson	6/6	START	START	START	START	START	START
31	Jaylon Jones	6/6	START	START	START	START	START	START
2B	Jalen Jordan	6/-	XXX	XXX	XXX	XXX	XXX	XXX
81	Casey Kelly	4/-	...	XXX	...	XXX	XXX	XXX
1K	Austin Keys	6/1	XXX	XXX	XXX	START	XXX	XXX
4B	Tylan Knight	6/-	XXX	XXX	XXX	XXX	XXX	XXX



2021 OLE MISS REBEL FOOTBALL
Ole Miss Games Played (as of Oct 17, 2021)
All games



##	PLAYER	GP-GS	UL	APSU	TU	ALA	ARK	UT
82	Knox,Luke	2/-	XXX	XXX
49	Jared Lawrence	6/-	XXX	XXX	XXX	XXX	XXX	XXX
2L	Deane Leonard	5/5	START	START	...	START	START	START
50	Patrick Lucas	1/-	XXX
90	Tywone Malone	1/-	...	XXX
56	Reece McIntyre	5/-	XXX	XXX	...	XXX	XXX	XXX
76	Cedric Melton	3/1	...	XXX	XXX	START
3M	Miller,Bobo	1/-	XXX
1A	Jonathan Mingo	3/3	START	START	START
93	Cale Nation	3/-	XXX	XXX	XXX
25	Henry Parrish	6/2	XXX	XXX	XXX	XXX	START	START
0A	Jahcour Pearson	6/3	XXX	XXX	XXX	START	START	START
10	J.R. Plumlee	6/-	XXX	XXX	XXX	XXX	XXX	XXX
5B	Deantre Prince	6/1	XXX	XXX	START	XXX	XXX	XXX
75	Bryce Ramsey	5/1	XXX	START	...	XXX	XXX	XXX
3B	Otis Reese	6/6	START	START	START	START	START	START
79	Jordan Rhodes	5/1	XXX	XXX	...	XXX	START	XXX
85	J. Richardson	2/-	XXX	XXX
85	Richardson,Jama	2/-	XXX	XXX	...
35	Mark Robinson	6/3	START	XXX	XXX	XXX	START	START
95	Robinson,Tavius	4/-	XXX	XXX	XXX	XXX
83	Chase Rogers	5/4	START	START	START	XXX	START	...
99	DeSanto Rollins	1/-	...	XXX
13	Braylon Sanders	6/6	START	START	START	START	START	START
46	MoMo Sanogo	6/-	XXX	XXX	XXX	XXX	XXX	XXX
20	Keidron Smith	6/4	XXX	START	START	START	START	XXX
1B	Jake Springer	2/2	START	START
41	Terrell,C.J.	1/-	...	XXX
2T	Damarcus Thomas	2/-	...	XXX	XXX
22	T. Tisdale	5/-	XXX	XXX	XXX	XXX	...	XXX
51	Orlando Umana	5/5	START	...	START	START	START	START
1V	Vassel,Terrell	1/-	...	XXX
54	Caleb Warren	4/4	START	START	START	START
2W	Trey Washington	6/-	XXX	XXX	XXX	XXX	XXX	XXX
7B	Sam Williams	6/6	START	START	START	START	START	START
87	Hudson Wolfe	2/-	XXX	XXX
26	Isaiah Woullard	4/-	XXX	XXX	XXX	XXX

INDIVIDUAL GAME-BY-GAME RUSHING

NO.	PLAYER	ATT-YDS-TD	LOU	APSU	TU	ALA	ARK	TEN	LSU	LIB	AUB	TAMU	VU	MSU
2	Corral	88-450-8	12-55-1	8-35-0	13-68-4	10-3-1	15-94-2	30-195-0						
25	Parrish Jr	64-375-1	8-39-0	8-72-0	9-66-1	11-47-0	18-111-0	10-41-0						
24	Conner	53-271-9	8-60-2	5-23-1	9-42-0	4-12-1	12-110-3	15-24-2						
9	Ealy	47-223-1	12-37-1	4-48-0	15-103-0	9-16-0	DNP	7-19-0						
3	Bullock	17-78-0	0-0-0	9-52-0	7-28-0	0-0-0	1-(-2)-0	DNP						
10	Plumlee	7-80-0	0-0-0	4-64-0	2-12-0	0-0-0	1-4-0	0-0-0						
0	Pearson	4-30-0	0-0-0	1-16-0	1-7-0	0-0-0	2-7-0	0-0-0						
12	Dent	2-28-0	DNP	1-2-0	1-26-0	DNP	DNP	DNP						
11	Drummond	2-16-1	0-0-0	0-0-0	2-16-1	0-0-0	0-0-0	0-0-0						
7	Altmyer	1-14-0	0-0-0	1-14-0	DNP	DNP	DNP	0-0-0						
13	Sanders	1-6-0	0-0-0	1-6-0	0-0-0	0-0-0	0-0-0	0-0-0						
86	Henry	1-4-0	DNP	1-4-0	DNP	DNP	DNP	DNP						
34	Miller	2-4-0	DNP	DNP	2-4-0	DNP	DNP	DNP						
	TOTAL	290-1577-20	41-188-4	43-336-1	61-372-6	21-213-1	49-324-5	62-279-2						
	OPP.	274-1179-15	39-155-2	38-102-1	38-139-1	21-241-2	580-350-4	50-222-2						

INDIVIDUAL GAME-BY-GAME PASSING

NO.	PLAYER	Comp-Att-Int Yds-TD	LOU	APSU	TU	ALA	ARK	TEN	LSU	LIB	AUB	TAMU	VU	MSU
2	Corral	122-184-1 1728-15	22-32-0 381-1	21-33-0 281-5	23-31-0 335-3	21-29-0 213-1	14-21-0 287-2	21-38-1 231-2						
12	Dent	2-2-0 7-0	DNP	2-2-0 7-0	0-2-0 0-0	DNP	DNP	DNP						
10	Plumlee	1-1-0 6-0	0-0-0 0-0	1-1-0 6-0	0-0-0 0-0	0-0-0 0-0	0-0-0 0-0	0-0-0 0-0						
7	Altmyer	0-3-0 0-0	0-0-0 0-0	0-3-0 0-0	DNP	DNP	DNP	0-1-0 0-0						
	TOTAL	125-193-1 1741-14	22-32-0 381-1	24-39-0 294-5	23-33-0 335-3	21-29-0 213-1	14-21-0 287-2	21-39-1 231-2						
	OPP.	121-191-3 1438-10	23-38-1 200-1	24-44-0 260-1	10-18-0 166-2	21-27-1 241-2	25-35-1 326-3	18-29-0 245-1						

INDIVIDUAL GAME-BY-GAME RECEIVING

NO.	PLAYER	NO-YDS-TD	LOU	APSU	TU	ALA	ARK	TEN	LSU	LIB	AUB	TAMU	VU	MSU
11	Drummond	28-526-6	9-177-1	6-107-2	5-55-1	4-43-0	2-78-1	2-66-1						
25	Parrish Jr.	15-109-0	1-7-0	3-18-0	2-39-0	3-23-0	1-3-0	5-19-0						
1	Mingo	15-290-3	2-55-0	7-99-2	6-136-1	DNP	DNP	DNP						
13	Sanders	13-309-3	2-34-0	2-25-1	4-74-1	2-32-0	2-127-1	1-17-0						
9	Ealy	10-90-0	3-51-0	2-26-0	1-1-0	2-1-0	DNP	2-11-0						
83	C. Rogers	9-93-1	2-14-0	0-0-0	2-4-0	3-53-1	2-22-0	DNP						
24	Conner	8-62-0	0-0-0	0-0-0	2-19-0	2-17-0	1-1-0	3-25-0						
0	Pearson	7-72-0	1-27-0	1-6-0	1-7-0	0-0-0	2-12-0	2-20-0						
10	Plumlee	5-48-0	2-16-0	0-0-0	0-0-0	0-0-0	2-32-0	1-0-0						
5	D. Jackson	4-66-1	DNP	0-0-0	DNP	1-14-0	1-10-0	2-42-1						
17	J. Jackson	4-30-0	0-0-0	0-0-0	DNP	4-30-0	0-0-0	0-0-0						
81	Kelly	3-31-0	DNP	0-0-0	DNP	0-0-0	0-0-0	3-31-0						
80	Hess	2-7-0	0-0-0	2-7-0	DNP	0-0-0	DNP	DNP						
28	Thomas	1-6-0	DNP	1-6-0	DNP	DNP	DNP	0-0-0						
3	Bullock	1-2-0	0-0-0	0-0-0	0-0-0	0-0-0	1-2-0	DNP						
	TOTAL	125-1741-14	22-381-1	24-294-5	23-335-3	21-213-1	14-287-2	21-231-2						
	OPP.	121-1438-10	23-200-1	24-260-1	10-166-2	21-241-2	25-326-3	18-245-1						

INDIVIDUAL GAME-BY-GAME PUNT RETURNS

NO.	PLAYER	NO-YDS-LONG	LOU	APSU	TU	ALA	ARK	TEN	LSU	LIB	AUB	TAMU	VU	MSU
13	Sanders	2-31-30	0-0-0	1-1-1	0-0-0	0-0-0	1-30-30	0-0-0						
11	Drummond	1-(-2)-0	0-0-0	0-0-0	0-0-0	0-0-0	0-0-0	1-(-2)-0						
	TOTAL	3-29-30	0-0-0	1-1-1	0-0-0	0-0-0	1-30-30	1-(-2)-(-2)						
	OPP.	6-51-40	1-1-1	0-0-0	1-4-4	1-2-2	1-4-4	2-40-40						

INDIVIDUAL GAME-BY-GAME KICKOFF RETURNS

NO.	PLAYER	NO-YDS-LONG	LOU	APSU	TU	ALA	ARK	TEN	LSU	LIB	AUB	TAMU	VU	MSU
9	Ealy	3-63-26	0-0-0	1-26-26	0-0-0	2-37-22	DNP	0-0-0						
5	D. Jackson	3-57-22	DNP	0-0-0	DNP	0-0-0	0-0-0	3-57-22						
3	Bullock	2-29-18	1-11-11	0-0-0	0-0-0	0-0-0	1-18-18	DNP						
25	Parrish Jr.	1-23-23	0-0-0	1-23-23	0-0-0	0-0-0	0-0-0	0-0-0						
10	Plumlee	1-14-14	0-0-0	0-0-0	0-0-0	0-0-0	1-14-14	0-0-0						
	TOTAL	10-186-26	1-11-11	2-49-26	0-0-0	2-37-22	2-32-18	3-57-22						
	OPP.	31-665-59	8-179-59	6-97-19	8-203-34	2-40-22	3-60-21	4-86-27						

INDIVIDUAL GAME-BY-GAME TACKLES

NO.	PLAYER	UT-AT-TT TFL/Sack	LOU	APSU	TU	ALA	ARK	TEN	LSU	LIB	AUB	TAMU	VU	MSU
44	Campbell	21-25-46 5.0/3.0	3-4-7 1.5/0.0	3-1-4 0.0/0.0	2-6-8 1.0/1.0	4-6-10 1.5/1.0	3-6-9 1.0/1.0	6-2-8 0.0/0.0						
3	Reese	18-27-45 0.0/0.0	5-3-8 0.0/0.0	1-2-3 0.0/0.0	1-2-3 0.0/0.0	4-7-11 0.0/0.0	4-7-11 0.0/0.0	3-4-7 0.0/0.0						
35	M. Robinson	23-16-39 5.5/2.0	2-0-2 0.0/0.0	0-4-4 0.0/0.0	1-2-3 0.0/0.0	5-3-8 0.5/0.0	3-5-8 0.0/0.0	12-2-14 5.0/2.0						
20	Smith	18-18-36 2.5/0.0	5-2-7 0.5/0.0	3-2-5 1.0/0.0	1-4-5 0.0/0.0	3-5-8 0.0/0.0	5-5-10 1.0/0.0	1-0-1 0.0/0.0						
21	Finley	15-21-36 1.0/0.0	4-4-8 0.0/0.0	4-1-5 0.0/0.0	2-3-5 0.0/0.0	1-2-3 1.0/0.0	5-5-10 0.0/0.0	2-3-5 0.0/0.0						
27	T. Johnson	12-20-32 2.0/0.0	3-5-8 0.5/0.0	2-1-3 0.0/0.0	1-4-5 0.0/0.0	2-5-7 1.0/0.0	1-5-6 0.5/0.0	3-0-3 0.0/0.0						
7	S. Williams	13-12-25 6.5/6.5	2-2-4 1.0/1.0	2-3-5 2.0/2.0	1-1-2 1.0/1.0	2-4-6 1.0/1.0	1-0-1 0.0/0.0	5-2-7 1.5/1.5						
0	Henry	7-15-22 0.5/0.0	1-2-3 0.0/0.0	0-0-0 0.0/0.0	4-1-5 0.0/0.0	2-3-5 0.0/0.0	0-8-8 0.5/0.0	0-1-1 0.0/0.0						
24	Leonard	12-9-21 1.0/0.0	3-3-3 0.0/0.0	0-2-2 0.5/0.0	DNP	3-2-5 0.0/0.0	5-3-8 0.5/0.0	1-2-3 0.0/0.0						
36	Cistrunk	7-12-19 2.5/0.5	5-3-8 2.5/0.5	0-5-5 0.0/0.0	1-2-3 0.0/0.0	1-1-2 0.0/0.0	0-1-1 0.0/0.0	0-0-0 0.0/0.0						
25	Washington	9-9-18 0.5/0.0	0-0-0 0.0/0.0	2-3-5 0.0/0.0	2-1-3 0.0/0.0	0-0-0 0.0/0.0	5-4-9 0.5/0.0	0-1-1 0.0/0.0						
31	J. Jones	14-3-17 1.0/0.0	2-0-2 0.0/0.0	5-0-5 1.0/0.0	1-0-1 0.0/0.0	2-1-3 0.0/0.0	4-1-5 0.0/0.0	0-1-1 0.0/0.0						
4	Knight	6-10-16 2.5/0.0	1-0-1 0.0/0.0	1-4-5 1.5/0.0	2-1-3 0.0/0.0	0-2-2 0.0/0.0	2-2-4 1.0/0.0	0-1-1 0.0/0.0						
46	Sanogo	8-8-16 0.5/0.5	1-1-2 0.5/0.5	1-1-2 0.0/0.0	2-1-3 0.0/0.0	1-2-3 0.0/0.0	0-2-2 0.0/0.0	3-1-4 0.0/0.0						
95	T. Robinson	4-10-14 0.0/0.0	DNP	DNP	1-0-1 0.0/0.0	1-5-6 0.0/0.0	1-3-4 0.0/0.0	1-2-3 0.0/0.0						
1	Springer	8-5-13 1.0/1.0	1-1-2 0.0/0.0	DNP	DNP	DNP	DNP	7-4-11 1.0/1.0						
33	C. Johnson	8-4-12 1.5/1.5	0-1-1 0.0/0.0	0-1-1 1.0/1.0	2-0-0 0.0/0.0	1-1-2 0.0/0.0	2-1-3 0.0/0.0	2-1-3 0.5/0.5						
11	Keys	5-7-12 0.0/0.0	1-1-2 0.0/0.0	0-0-0 0.0/0.0	1-3-4 0.0/0.0	2-2-4 0.0/0.0	1-1-2 0.0/0.0	0-0-0 0.0/0.0						
96	Iton	5-5-10 1.0/0.0	1-0-1 0.0/0.0	1-3-4 1.0/0.0	1-0-0 0.0/0.0	2-2-4 0.0/0.0	0-0-0 0.0/0.0	0-0-0 0.0/0.0						
6	Battle	5-6-11 1.0/1.0	0-0-0 0.0/0.0	3-2-5 0.0/0.0	0-1-1 0.0/0.0	0-0-0 1.0/1.0	1-2-3 0.0/0.0	1-1-2 0.0/0.0						
5	Prince	6-4-10 0.0/0.0	1-0-1 0.0/0.0	1-1-2 0.0/0.0	0-2-2 0.0/0.0	2-0-2 0.0/0.0	2-0-0 0.0/0.0	0-1-1 0.0/0.0						
94	Bivens	4-6-10 0.5/0.5	2-1-3 0.5/0.5	1-2-2 0.0/0.0	0-2-2 0.0/0.0	0-1-1 0.0/0.0	0-0-0 0.0/0.0	1-1-2 0.0/0.0						
22	T. Tisdale	0-8-8 1.0/0.0	0-2-2 0.5/0.0	0-3-3 0.5/0.0	0-2-21 0.0/0.0	0-1-1 0.0/0.0	DNP	0-0-0 0.0/0.0						
2	Jordan	3-4-7 0.0/0.0	1-0-1 0.0/0.0	0-0-0 0.0/0.0	0-2-2 0.0/0.0	0-0-0 0.0/0.0	0-2-2 0.0/0.0	2-0-0 0.0/0.0						
55	Hill	2-5-7 1.5/0.0	1-0-1 0.0/0.0	0-3-3 0.5/0.0	1-1-2 1.0/0.0	0-1-1 0.0/0.0	0-0-0 0.0/0.0	0-0-0 0.0/0.0						
97	Gordon	2-4-6 0.5/0.0	DNP	0-2-2 0.0/0.0	1-1-2 0.5/0.0	0-0-0 0.0/0.0	0-1-1 0.0/0.0	1-0-0 0.0/0.0						
30	Baker	2-2-4 0.0/0.0	1-0-1 0.0/0.0	1-1-2 0.0/0.0	0-1-1 0.0/0.0	0-0-0 0.0/0.0	0-0-0 0.0/0.0	0-0-0 0.0/0.0						
17	Clowney	2-2-4 1.0/1.0	DNP	2-0-2 1.0/1.0	0-2-2 0.0/0.0	DNP	DNP	DNP						
90	Malone	1-2-3 1.0/1.0	DNP	1-2-3 1.0/1.0	DNP	DNP	DNP	DNP						
14	Gill	1-2-3 0.5/0.0	0-0-0 0.0/0.0	1-0-1 0.0/0.0	0-2-2 0.5/0.0	DNP	DNP	0-0-0 0.0/0.0						
60	Cunningham	0-3-3 0.0/0.0	0-0-0 0.0/0.0	0-2-2 0.0/0.0	0-1-1 0.0/0.0	0-0-0 0.0/0.0	0-0-0 0.0/0.0	0-0-0 0.0/0.0						
26	Woullard	1-2-3 0.0/0.0	0-0-0 0.0/0.0	DNP	DNP	0-0-0 0.0/0.0	0-2-2 0.0/0.0	1-0-1 0.0/0.0						
3	Bullock	2-0-0 0.0/0.0	1-0-1 0.0/0.0	0-0-0 0.0/0.0	1-0-0 0.0/0.0	0-0-0 0.0/0.0	0-0-0 0.0/0.0	DNP						
23	Ja. Hawkins	1-0-1 0.0/0.0	DNP	1-0-1 0.0/0.0	DNP	DNP	DNP	DNP						
37	Breedlove	0-1-1 0.0/0.0	0-0-0 0.0/0.0	0-1-1 0.0/0.0	DNP	DNP	DNP	DNP						
16	Daniels	0-1-1 0.0/0.0	DNP	0-1-1 0.0/0.0	DNP	0-0-0 0.0/0.0	DNP	DNP						
85	Richardson	0-1-1 0.0/0.0	0-0-0 0.0/0.0	0-1-1 0.0/0.0	DNP	0-0-0 0.0/0.0	0-0-0 0.0/0.0	DNP						
43	Costa	1-0-1 0.0/0.0	1-0-1 0.0/0.0	0-0-0 0.0/0.0	0-0-0 0.0/0.0	0-0-0 0.0/0.0	0-0-0 0.0/0.0	0-0-0 0.0/0.0						
49	Lawrence	0-1-1 0.0/0.0	0-0-0 0.0/0.0	0-0-0 0.0/0.0	0-0-0 0.0/0.0	0-0-0 0.0/0.0	0-1-1 0.0/0.0	0-0-0 0.0/0.0						
TOTAL		246-290-536 38.0/18.0	7.0/2.0 7.0/2.0	37-52-89 11.0/5.0	29-50-79 4.0/2.0	38-56-94 6.0/3.0	42-70-112 5.0/1.0	52-30-82 5.0/5.0						
OPP.		260-226-486 32.0/13.0	45-22-67 4.0/2.0	43-38-83 3.0/2.0	52-38-90 8.0/2.0	34-28-72 7.0/2.0	29-56-85 5.0-0.0	55-34-89 5.0/5.0						

SCORING DRIVES

vs. Louisville (in Atlanta)				
Started at	Plays	Yards	Time	Result
Ole Miss 6	11	94	3:06	TD
Ole Miss 26	7	44	3:46	FG
Ole Miss 7	9	93	2:30	TD
Louisville 35	3	35	0:55	TD
Ole Miss 25	7	70	0:44	FG
Ole Miss 25	13	55	4:13	FG
Ole Miss 25	7	75	2:47	TD
Ole Miss 40	6	60	1:47	TD

vs. Austin Peay				
Started at	Plays	Yards	Time	Result
Ole Miss 20	10	80	2:38	TD
Ole Miss 34	7	66	2:01	TD
Ole Miss 43	4	57	1:03	TD
Austin Peay 28	6	28	1:39	TD
Ole Miss 25	4	75	1:14	TD
Austin Peay 46	8	46	4:06	TD
Ole Miss 20	12	72	5:42	FG

vs. Tulane				
Started at	Plays	Yards	Time	Result
Ole Miss 25	11	75	3:33	TD
Ole Miss 18	12	82	3:16	TD
Ole Miss 30	10	70	3:40	TD
Ole Miss 20	8	80	2:32	TD
50 Yard Line	1	50	0:07	TD
Ole Miss 39	9	61	3:30	TD
Ole Miss 49	5	51	1:22	TD
Tulane 37	2	37	0:26	TD
Ole Miss 25	4	75	0:51	TD

at Alabama				
Started at	Plays	Yards	Time	Result
Ole Miss 25	10	75	4:07	TD
Ole Miss 30	7	70	2:00	TD
50 Yard Line	9	50	1:54	TD

vs. Arkansas				
Started at	Plays	Yards	Time	Result
Ole Miss 25	17	75	5:42	TD
Ole Miss 17	2	83	0:33	TD
Ole Miss 32	9	68	2:39	TD
Ole Miss 25	8	42	3:22	FG
Ole Miss 21	3	79	0:44	TD
Ole Miss 25	10	75	3:29	TD
Ole Miss 25	7	75	2:11	TD
Ole Miss 25	2	75	0:15	TD

at Tennessee				
Started at	Plays	Yards	Time	Result
Tennessee 11	4	11	0:58	TD
Ole Miss 30	11	57	3:01	FG
Ole Miss 46	8	54	2:30	TD
Ole Miss 9	12	91	3:37	TD
Ole Miss 15	14	58	5:17	FG
Ole Miss 32	8	68	3:02	TD

CHARTING THE BIG PLAYS

— PASSING —						
Player	10-19	20-29	30-39	40-49	50+	Total
Corral	41	11	4	4	5	65
TOTAL	41	11	4	4	5	65

— RUSHING —						
Player	10-19	20-29	30-39	40-49	50+	Total
Corral	17	2	1	1	0	21
Parrish Jr.	11	1	1	0	0	13
Ealy	4	3	0	0	0	7
Conner	5	0	1	0	1	7
Plumlee	3	0	1	0	0	4
Bullock	3	0	0	0	0	3
Pearson	1	0	0	0	0	1
Dent	0	1	0	0	0	1
Altmyer	1	0	0	0	0	1
Drummond	1	0	0	0	0	1
TOTAL	46	7	4	1	1	59

— RECEIVING —						
Player	10-19	20-29	30-39	40-49	50+	Total
Drummond	10	5	1	1	2	19
Mingo	7	1	2	1	1	12
Sanders	6	1	0	1	2	10
Ealy	4	1	0	0	0	5
Conner	4	0	0	0	0	4
Parrish Jr.	2	1	0	0	0	3
D. Jackson	2	0	1	0	0	3
C. Rogers	2	0	0	1	0	3
Plumlee	1	1	0	0	0	2
Pearson	1	1	0	0	0	2
J. Jackson	1	0	0	0	0	1
Kelly	1	0	0	0	0	1
TOTAL	41	11	4	4	5	65

IN THE RED ZONE

When the offense moves the ball inside the opponent's 20-yard line, the offense is considered to be in the "red zone," and in prime scoring position. The following chart shows how the Rebel offense performs inside the "red zone" during the 2019 season:

Game	Chances	TD	FG	TO	Downs	Missed FG	Half
Louisville	8	5	2	0	0	0	1
Austin Peay	7	4	1	1	1	0	0
Tulane	8	7	0	0	0	0	1
Alabama	4	3	0	0	1	0	0
Arkansas	3	3	0	0	0	0	0
Tennessee	4	3	1	0	0	0	0
LSU							
Auburn							
Liberty							
Texas A&M							
Vanderbilt							
Mississippi State							
Totals	34	25	4	1	2	0	2
Opp. Totals	26	20	3	2	0	1	0

Ole Miss Scoring Percentage: 85.3% (29 of 34)
Opponents Scoring Percentage: 88.5% (23 of 26)

Ole Miss Points Scored: 183
Opponents Points Scored: 148

GAME ONE #25 OLE MISS 43, LOUISVILLE 24

Sept. 6, 2021

Attendance: 30,709 • Mercedes-Benz Stadium • Atlanta, Ga.

ATLANTA — The Rebels dominated on offense, defense and special teams en route to a season opening 43-24 victory over Louisville in the 2021 Chick-fil-A Kickoff Game on Labor Day.

Matt Corral once again put up big numbers through the air, going 22-for-32 for 381 yards and a touchdown pass to Dontario Drummond, who had 177 yards on nine catches. Corral also added 55 yards and a score while Snoop Conner rushed for 60 yards and two scores to lead the team. Defensively, Otis Reese, AJ Finley, Tysheem Johnson and Ashanti Cistrunk each recorded eight tackles while the unit combined for seven tackles for loss and two turnovers.

It was all Ole Miss early, as the Rebels wasted little time getting on the scoreboard first, going 95 yards in 11 plays and capping it all off with a Jerriion Ealy goal line touchdown. Two drives later, true freshman Caden Costa delivered on his first career attempt to give his team a 9-0 lead with 2:25 left in the first quarter.

Corral found the end zone for the first time in 2021, utilizing his legs on a six-yard touchdown run to give Ole Miss a 16-0 lead for the third score of their first four possessions. Defensively, the Rebels continued their hot first half start, as Deantre Prince intercepted Cunningham over the middle. Three plays later, the Rebels extended their lead with a Snoop Conner goal line score. Ole Miss once again took advantage of a Louisville turnover, recovering a fumble on fourth down in the red zone and drove 77-yards in 44 seconds to kick a 22-yard field goal as the half expired. The Rebels went into the locker room with a dominant 26-0 lead.

The Cardinals responded with a 38-yard field goal to open up the third quarter, but the Rebels again drove down the field and answered with another Costa field goal. Louisville finally broke through with 1:58 left in the third quarter, finding the end zone on a four yard pass. The Rebels answered with a seven-play, 75-yard drive of their own that ended with Conner's second touchdown of the game from 11 yards out. Cunningham scored two late touchdowns on the ground, but it was too little, too late. Corral connected with Drummond for his first passing touchdown of the season, icing the 43-24 victory.

Louisville	0	0	10	14	24
Ole Miss	9	17	3	14	43
1st Quarter					OM-UL
11:55	OM	J. Ealy 1-yard run (C. Nation kick missed)			6-0
02:25	OM	C. Costa 47-yard field goal			9-0
2nd Quarter					
11:25	OM	M. Corral 6-yard run (C. Costa kick)			16-0
07:12	OM	S. Conner 1-yard run (C. Costa kick)			23-0
00:00	OM	C. Costa 22-yard field goal			26-0
3rd Quarter					
12:35	UL	J. Turner 38-yard field goal			26-3
08:22	OM	C. Costa 38-yard field goal			29-3
01:58	UL	B. Smith 4-yard pass from M. Cunningham (J. Turner kick)			29-10
4th Quarter					
14:11	OM	S. Conner 11-yard run (C. Costa kick)			36-10
08:58	UL	M. Cunningham 1-yard run (J. Turner kick)			36-17
07:11	OM	D. Drummond 6-yard pass from M. Corral (C. Costa kick)			43-17
03:58	UL	M. Cunningham 9-yard run (J. Turner kick)			43-24

Team Stats	UL	OM	Individual Leaders
First Downs	22	31	Rushing
Rushes-Yards	39-155	41-188	OM: S. Conner, 8-60 (2 TD)
Passing Yards	200	381	M. Corral, 12-55 (1 TD)
Comp.-Att.-Int.	23-38-1	22-32-0	UL: M. Cunningham, 18-79 (2 TD)
Total Plays-Yards	77-355	73-569	Passing
Fumbles-Lost	1-1	0-0	OM: M. Corral, 22-32-381 (1 TD)
Penalties-Yards	9-74	14-125	UL: M. Cunningham, 22-37-191 (1 TD)
Punt Returns-Avg.	1-1.0	0-0.0	Receiving
KO Returns-Avg.	8-22.4	1-11.0	OM: D. Drummond, 10-177 (1 TD)
Interceptions	0	1	UL: M. Ford, 4-50
Possession Time	35:52	24:04	
3rd Down Conv.	6-15	2-9	
4th Down Conv.	3-5	3-3	

GAME TWO #20 OLE MISS 54, AUSTIN PEAY 17

Sept. 11, 2021

Attendance: 47,848 • Vaught Hemingway Stadium • Oxford, Miss.

OXFORD, Miss. — In Saturday's Military Appreciation game, the No. 20 Ole Miss football team took care of business early and cruised to a 54-17 victory over Austin Peay at Vaught-Hemingway Stadium.

Matt Corral completed 21-of-33 passes for 281 yards and threw five touchdown passes. Dontario Drummond and Jonathan Mingo each caught a career-high two touchdowns each, with Drummond recording a third-straight 100-plus yard receiving game. Braylon Sanders and Snoop Conner each added a score through the air and ground, respectively.

Defensively, Ashanti Cistrunk led the Rebels with six tackles, while Sam Williams had two sacks and a 33-yard scoop-and-score in the first half.

For the second consecutive week, the Rebels scored on their opening possession. Matt Corral capped off a 10-play, 80-yard drive by rolling out and finding Dontario Drummond for the goal line score. After the offense punted, Sam Williams sacked Ellis coming off the edge, jarring the ball loose and taking it 33 yards the other way for six to put Ole Miss up 14-0.

Going into the second quarter, Corral and company marched 66 yards down the field in two minutes, connecting with Jonathan Mingo for a 15-yard touchdown strike. Shortly after, the Rebels added two more points after a punting gaff resulted in a safety. Four plays after the ensuing kickoff, Drummond scored his second touchdown catch of the night on a 49-yard toss from Corral and some dazzling footwork along the left sideline. It wouldn't take long for Sam Williams to get his second strip sack of the game, and it eventually resulted in Corral's fourth touchdown pass to Braylon Sanders. Austin Peay finally broke through late in the half, but Ole Miss held a 37-7 lead going into the locker room.

In the second half, Corral threw his fifth touchdown pass of the game to Mingo from 40 yards, Snoop Conner plunged into the end zone and Caden Costa connected on a 26-yard field goal to cap off the scoring efforts. The Governors added a field goal and a late score by CJ Evans Jr., but the Rebels had things well in their hands, advancing to 2-0 on the year at the final score of 54-17.

Austin Peay	0	7	3	7	17
Ole Miss	14	23	14	3	54
1st Quarter					OM-AP
11:55	OM	D. Drummond 1-yard pass from M. Corral (C. Costa kick)			7-0
02:25	OM	S. Williams 33-yard fumble recovery (C. Costa kick)			14-0
2nd Quarter					
11:25	OM	J. Mingo 15-yard pass from M. Corral (C. Costa kick)			21-0
07:12	OM	Ole Miss 0-yard safety			23-0
00:00	OM	D. Drummond 49-yard pass from M. Corral (C. Costa kick)			30-0
07:12	OM	B. Sanders 11-yard pass from M. Corral (C. Costa kick)			37-0
00:00	AP	B. Harley 30-yard pass from D. Ellis (M. Trujillo kick)			37-7
3rd Quarter					
12:35	OM	J. Mingo 40-yard pass from M. Corral (C. Costa kick)			44-7
08:22	AP	M. Trujillo 30-yard field goal			44-10
01:58	OM	S. Conner 3-yard run (C. Costa kick)			51-10
4th Quarter					
14:11	OM	C. Costa 26-yard field goal			54-10
08:58	AP	CJ Evans 40-yard run (M. Trujillo kick)			54-17

Team Stats	AP	OM	Individual Leaders
First Downs	26	29	Rushing
Rushes-Yards	38-114	43-336	OM: Henry Parrish Jr., 8-72
Passing Yards	260	294	John Rhys Plumlee, 4-64
Comp.-Att.-Int.	24-44-0	24-39-0	AP: CJ Evans, 7-74
Total Plays-Yards	82-374	82-630	Passing
Fumbles-Lost	4-2	1-1	OM: M. Corral, 21-33-281 (5 TD)
Penalties-Yards	3-15	12-130	AP: D. Ellis, 22-40-226 (1 TD)
Punt Returns-Avg.	0-0.0	1-1.0	Receiving
KO Returns-Avg.	6-16.2	2-24.5	OM: D. Drummond, 6-107 (2 TD)
Interceptions	0	0	J. Mingo, 7-99 (2 TD)
Possession Time	30:21	29:39	AP: D. McCray, 6-87
3rd Down Conv.	7-19	5-14	
4th Down Conv.	1-5	4-6	

GAME THREE
#16 OLE MISS 61, TULANE 21

Sept. 18, 2021
Attendance: 54,198 • Vaught-Hemingway Stadium • Oxford, Miss.

OXFORD, Miss. — A near two hour weather delay couldn't stop Matt Corral and the No. 16 Ole Miss football team from lighting up the scoreboard on Saturday.

The Rebels tied the SEC record with 41 first downs, while Corral accounted for seven scores, tying a school record. Corral completed 23-of-31 passes for 335 yards and rushed for four TDs. Jerrion Ealy led the Rebels on the ground with 103 yards, while Jonathan Mingo had a career high six catches for 136 yards and a score through the air. Defensively, Chance Campbell led the Rebels with eight tackles and a sack. After giving up 226 yards of total offense in the first half, the Rebels pitched a second half shutout while the offense continued its record setting day.

Right out of the gate, the Rebels came away with touchdowns on their first two drives with ease. Henry Parrish Jr. scored the first and Corral called his own number to go up 13-0. Tulane caught a break, recovering a fumble in Ole Miss territory and cashed in with a goal line score. Ole Miss responded with another Corral rushing touchdown to close out the quarter. After a missed Tulane field goal, Ole Miss went 80 yards in eight plays, capping it off with a 12-yard pass to Dontario Drummond. The Green Wave drove back down the field and answered, scoring a touchdown. After a surprise onside kick recovered at midfield, Corral threw another touchdown pass to Jonathan Mingo on the first play of the drive to make it 33-14 Rebels. They would tack on another score following another three-and-out, with Drummond finding the end zone on an 11-yard sweep. Tulane cut the lead to 40-21 going into the locker room.

Tulane received the second half kickoff, but came off the field empty handed after a turnover on downs near midfield. Five plays later, Corral had his third rushing score of the game. On the ensuing kickoff, Kentrel Bullock knocked the ball loose and the Rebels recovered. Corral added a fourth rushing touchdown two plays later to give the Rebels a 54-21 lead, but he wasn't done racking up touchdowns. Following a punt, the Rebel signal caller found Braylon Sanders for a 45-yard touchdown pass, allowing Ole Miss to crack 60 points for the first time since 2018 against ULM. The Rebels cruised through the remainder of the contest to remain unbeaten.

Corral put up another gaudy first half, going 18-for-24 for 239 yards through the air and rushing for 40 yards while accounting for four scores total. Mingo had 136 of those yards through the air on six catches, which set a career high.

Tulane	7	14	0	0	21
Ole Miss	19	21	21	0	61
1st Quarter					OM-TU
11:27	OM	H. Parrish 19-yard run (C. Costa kick)			7-0
06:41	OM	M. Corral 9-yard run (C. Costa kick missed)			13-0
03:40	TUL	C. Carroll 1-yard run (M. Glover kick)			13-7
00:00	OM	M. Corral 15-yard run (2-point conversion failed)			19-7
2nd Quarter					
09:30	OM	D. Drummond 12-yard pass from M. Corral (C. Costa kick)			26-7
07:21	TUL	S. Wyatt 39-yard pass from M. Pratt (M. Glover kick)			26-14
07:12	OM	J. Mingo 50-yard pass from M. Corral (C. Costa kick)			33-14
11:25	OM	D. Drummond 11-yard run (C. Costa kick)			40-14
00:42	TUL	T. James 22-yard pass from M. Pratt (M. Glover kick)			40-21
3rd Quarter					
11:35	OM	M. Corral 15-yard run (C. Costa kick)			47-21
10:59	OM	M. Corral 12-yard run (C. Costa kick)			54-21
07:56	OM	B. Sanders 45-yard pass from M. Corral (C. Costa kick)			61-21

Team Stats	TUL	OM
First Downs	14	41
Rushes-Yards	38-139	61-372
Passing Yards	166	335
Comp.-Att.-Int.	10-18-0	23-33-0
Total Plays-Yards	56-305	94-707
Fumbles-Lost	2-1	1-1
Penalties-Yards	11-109	9-65
Punt Returns-Avg.	1-4.0	0-0.0
KO Returns-Avg.	8-25.4	0-0.0
Interceptions	0	0
Possession Time	27:53	32:07
3rd Down Conv.	1-11	9-18
4th Down Conv.	0-1	5-5

Individual Leaders	
Rushing	
OM:	Jerrion Ealy, 15-103
	Matt Corral, 13-68 (4 TD)
TUL:	C. Carroll, 9-40 (1 TD)
Passing	
OM:	Matt Corral, 23-31-335 (3 TD)
TUL:	M. Pratt, 10-18-166 (2 TD)
Receiving	
OM:	J. Mingo, 6-136 (1 TD)
TUL:	D. Watts 2-51

GAME FOUR
#1 ALABAMA 42, #12 OLE MISS 21

Oct. 2, 2021
Attendance: 100,077 • Bryant-Denny Stadium • Tuscaloosa, Ala.

TUSCALOOSA, Ala. — The top-ranked Alabama Crimson Tide held a white-hot Ole Miss offense in check, handing the No. 12 Rebels their first loss of the season, 42-21.

Matt Corral completed 22 of 30 passes for 213 yards with a touchdown on the ground and through the air to Chase Rogers, who had a team-high 53 yards on three catches. Henry Parrish Jr. led the way on the ground with 47 yards on 11 carries. Snoop Conner also added a touchdown run. Defensively, Otis Reese led the Rebels with a career-high 11 tackles, followed by Chance Campbell's career-high 10 tackles, including 1.5 for a loss. Keidron Smith came away with the team's only turnover, recording a second-half interception.

For the first time all season, the Rebels left the field empty handed on their first possession as Alabama stuffed Jerrion Ealy on 4th-and-1 and took over on their own six-yard line. The Tide took advantage, driving 94 yards down field and finishing it with a touchdown pass from Bryce Young to John Metchie. Alabama had better field position on their next drive after snuffing out another fourth down attempt at the Ole Miss 47-yard line. Going into the second quarter, the Crimson Tide executed a fourth-down attempt of their own near the goal line, with Brian Robinson finding the end zone. After both teams traded punts, Young threw his second touchdown pass of the game to put Alabama up 21-0. It would get even worse for the Rebels as Corral's first fumble of the season led to another Robinson touchdown, giving the Tide a commanding 28-0 lead.

Things didn't get any better for the Rebels coming out of halftime as Alabama went down the field and scored once again. Ole Miss finally broke through in the third quarter with Corral calling his own number for a 10-yard touchdown run. It looked as if Alabama would tack on more points on their next drive, but an end-zone interception by Smith erased those plans. However, Robinson later added his fourth touchdown to make it a 42-7 game. Ole Miss showed no quit, driving for consecutive touchdowns. Corral hit Rogers for a 42-yard gain to eventually set up a one-yard Conner rushing score. The Rebel defense then stonewalled Robinson on fourth down of the ensuing drive, setting the stage for Rogers' first career score.

Ole Miss	0	0	7	14	21
Alabama	7	21	7	7	42
1st Quarter					UA-OM
02:20	UA	J. Metchie 16-yard pass from B. Young (W. Reichard kick)			7-0
2nd Quarter					
12:14	UA	B. Robinson Jr. 1-yard run (W. Reichard kick)			14-0
02:55	UA	C. Latu 3-yard pass from B. Young (W. Reichard kick)			21-0
00:57	UA	B. Robinson Jr. 1-yard run (W. Reichard kick)			28-0
3rd Quarter					
12:32	UA	B. Robinson Jr. 1-yard run (W. Reichard kick)			35-0
08:25	OM	M. Corral 10-yard run (C. Costa kick)			35-7
4th Quarter					
10:47	UA	B. Robinson Jr. 2-yard run (W. Reichard kick)			42-7
08:43	OM	S. Conner 1-yard run (C. Costa kick)			42-14
02:23	OM	C. Rogers 2-yard pass from M. Corral (C. Costa kick)			42-21

Team Stats	UA	OM	Individual Leaders	
First Downs	27	18	Rushing	
Rushes-Yards	50-210	34-78	OM:	Henry Parrish Jr., 11-47
Passing Yards	241	213	UA:	B. Robinson Jr., 36-171 (4 TD)
Comp.-Att.-Int.	21-27-1	21-29-0	Passing	
Total Plays-Yards	77-451	63-291	OM:	Matt Corral, 21-29-213 (1 TD)
Fumbles-Lost	0-0	1-1	UA:	B. Young, 21-27-241 (2 TD)
Penalties-Yards	5-52	8-60	Receiving	
Punt Returns-Avg.	1-2.0	0-0.0	OM:	C. Rogers, 3-53 (1 TD)
KO Returns-Avg.	2-20.0	2-18.5	UA:	J. Williams, 5-65
Interceptions	0	1		
Possession Time	37:59	22:01		
3rd Down Conv.	6-13	5-14		
4th Down Conv.	3-4	2-5		

GAME FIVE #17 OLE MISS 52, #13 ARKANSAS 51

Oct. 9, 2021

Attendance: 60,256 • Vaught-Hemingway Stadium • Oxford, Miss.

OXFORD, Miss. — The No. 17 Ole Miss Rebels made a final stand when it mattered most, holding firm on a final two-point conversion to stave off No. 13 Arkansas, 52-51, with no time left on the clock. The game featured a combined 103 points and 1,287 yards of total offense, but the Rebels emerged victorious on that final two-point try after Sam Williams and Tavius Robinson got in the face of Arkansas quarterback KJ Jefferson, who overthrew his target amid the pressure.

Matt Corral completed 14-of-21 passes for 287 yards and two touchdowns while also rushing for 94 yards and two scores on the ground. Henry Parrish Jr. (18 attempts, 111 yards) and Snoop Conner (12 attempts, 110 yards, three TD) combined for 221 yards rushing — with Conner setting a career high with his three scores. Nine different Rebels caught a pass with five hauling in two, and leading the way were Braylon Sanders (two receptions, 127 yards, one TD) and Dontario Drummond (two receptions, 78 yards, one TD). Defensively, Otis Reese led the Rebels with 11 tackles while Keidron Smith and AJ Finley each had 10. Chance Campbell had the only sack of the day, and both he and Smith each had a turnover to their names.

Both teams went back-and-forth all game trading scores. Ole Miss took a 21-14 lead at the half and would lead by as many as 10 in the contest before Arkansas closed the gap late in the third quarter. After Arkansas tied things up at 45 with 1:22 left to play in the ballgame, the Rebel offense took the field and only needed two plays to score the go-ahead touchdown. Corral found Sanders all alone on the right side and he scored from 68 yards out, giving Arkansas just over a minute to score. The Razorbacks drove down to the Ole Miss nine-yard line and with one second left, Jefferson connected with Thompson in the back of the end zone. On the two-point conversion, though, Williams and Robinson caused havoc in the backfield as Jefferson overthrew his receiver and the Rebels prevailed in a thriller.

Arkansas	7	7	17	20	51
Ole Miss	0	21	10	21	52
1st Quarter					OM-AR
04:17	ARK	K.J. Jefferson 5-yard run (C. Little kick)			0-7
2nd Quarter					
13:35	OM	M. Corral 5-yard run (C. Costa kick missed)			6-7
10:32	ARK	T. Smith 14-yard run (C. Little kick)			6-14
09:53	OM	D. Drummond 67-yard pass from M. Corral (M. Corral rush)			14-14
00:42	OM	M. Corral 7-yard run (C. Costa kick)			21-14
3rd Quarter					
11:38	OM	C. Costa 50-yard field goal			24-14
07:30	ARK	T. Knox 3-yard pass from K.J. Jefferson (C. Little kick)			24-21
04:24	ARK	C. Little 31-yard field goal			24-24
03:34	OM	S. Conner 51-yard run (C. Costa kick)			31-24
01:42	ARK	K.J. Jefferson 6-yard run (C. Little kick)			31-31
3rd Quarter					
13:13	OM	S. Conner 34-yard run (C. Costa kick)			38-31
11:12	ARK	T. Burks 20-yard pass from K.J. Jefferson (C. Little kick)			38-38
09:01	OM	S. Conner 1-yard run (C. Costa kick)			45-38
01:22	ARK	K.J. Jefferson 10-yard run (C. Little kick)			45-45
01:07	OM	B. Sanders 68-yard pass from M. Corral (C. Costa kick)			52-45
00:00	ARK	W. Thompson 9-yard pass from K.J. Jefferson (2-point conversion failed)			52-51

Team Stats	ARK	OM
First Downs	39	22
Rushes-Yards	58-350	49-324
Passing Yards	326	287
Comp.-Att.-Int.	25-35-1	14-21-0
Total Plays-Yards	93-676	70-611
Fumbles-Lost	3-1	0-0
Penalties-Yards	4-25	8-75
Punt Returns-Avg.	1-4.0	1-30.0
KO Returns-Avg.	3-20.0	2-16.0
Interceptions	0	1
Possession Time	35:35	24:25
3rd Down Conv.	7-13	5-14
4th Down Conv.	2-2	4-5

Individual Leaders	
Rushing	
OM:	Henry Parrish Jr., 18-111
	Snoop Conner, 12-110 (3 TD)
	Matt Corral, 15-94 (2 TD)
ARK:	R. Sanders, 17-139
	K.J. Jefferson, 20-85 (3 TD)
Passing	
OM:	Matt Corral, 14-21-287 (2 TD)
ARK:	K.J. Jefferson, 25-35-326 (3 TD)
Receiving	
OM:	B. Sanders, 2-127 (1 TD)
ARK:	T. Burks 7-136 (1 TD)

GAME SIX #13 OLE MISS 31, TENNESSEE 26

Oct. 16, 2021

Attendance: 102,455 • Neyland Stadium • Knoxville, Tenn.

KNOXVILLE, Tenn. — Matt Corral completed 21 of 38 passes for 231 yards and threw two touchdown passes, but the story of the night is what he did with his legs. Corral had a career-high 195 yards on the ground as Ole Miss silenced a hostile Tennessee crowd and left town with a wild 31-26 victory over the Volunteers.

In total, Corral made up 426 of 510 total yards for the Rebels. Henry Parrish Jr. also helped the cause with 41 rushing yards on 10 carries while Snoop Conner had two rushing touchdowns. Through the air, Dontario Drummond led Ole Miss with 66 receiving yards on just two catches. Drummond and Dannis Jackson each caught a touchdown from Corral, with Jackson's being the first of his Rebel career. Defensively, Mark Robinson put together his best performances in a Rebel uniform, finishing with 14 tackles, five tackles for loss with two sacks. In his first game back from injury, Jake Springer had 11 tackles with a sack while Sam Williams made an impact with seven tackles, 2.5 for loss and 1.5 sacks. As a unit, they kept a high-powered Tennessee offense in check for the first half and again made big stops down the stretch to finish what was a wild meeting on Rocky Top.

After a back-and-forth first quarter, the Rebels went on to score 17 unanswered points. Caden Costa connected on a 30-yard field goal, Corral found Dannis Jackson on a 33-yard pump-and-go route for six and Conner scored his second goal-line TD of the game. In the final minute of the first half, Hooker led the Vols on a late charge down field, ultimately resulting in a 39-yard field goal by Chase McGrath going into the locker room. At the break, Corral had more offensive yards (261) than Tennessee's entire team, who finished with 141.

Tennessee's momentum carried over into the second half with their best drive of the night to make it a one score game. Both teams would then trade missed field goal opportunities before Corral continued his dominant night on the ground and capped off an eight-play, 65-yard drive with a 16-yard touchdown pass to Drummond. The Volunteers wouldn't go away quietly, as Hooker used his legs to get Tennessee back within one score. With time winding down in the fourth quarter, the Rebels were forced to punt the ball away after their defense forced a turnover on downs. It gave the Vols a chance with 27 seconds left, but for the second consecutive week, the Ole Miss defense held its own and made a game-winning stand to cap off the 31-26 victory.

Ole Miss	10	14	7	0	31
Tennessee	9	3	7	7	26
1st Quarter					UT-OM
09:50	OM	S. Conner 1-yard run (C. Costa kick)			0-7
04:35	UT	O. Thomas Safety			2-7
03:51	UT	C. Tillman 16-yard pass from H. Hendon (C. McGrath kick)			9-7
00:44	OM	C. Costa 30-yard field goal			9-10
2nd Quarter					
11:27	OM	D. Jackson 33-yard pass from M. Corral (C. Costa kick)			9-17
05:30	OM	S. Conner 1-yard run (C. Costa kick)			9-24
00:00	UT	C. McGrath 39-yard field goal			12-24
3rd Quarter					
12:38	UT	J. Small 1-yard run (C. McGrath kick)			19-24
02:04	OM	D. Drummond 16-yard pass from M. Corral (C. Costa kick)			19-31
4th Quarter					
13:41	UT	H. Hendon 5-yard run (C. McGrath kick)			26-31

Team Stats	UT	OM
First Downs	29	29
Rushes-Yards	50-222	62-279
Passing Yards	245	231
Comp.-Att.-Int.	18-29-0	21-39-1
Total Plays-Yards	79-467	101-510
Fumbles-Lost	2-1	2-0
Penalties-Yards	6-48	10-75
Punt Returns-Avg.	2-20.0	1--2.0
KO Returns-Avg.	4-21.5	3-19.0
Interceptions	1	0
Possession Time	25:51	34:09
3rd Down Conv.	9-17	11-21
4th Down Conv.	0-1	2-3

Individual Leaders	
Rushing	
OM:	Matt Corral, 30-195
UT:	H. Hooker, 23-108
Passing	
OM:	M. Corral, 21-38-231 (2 TD)
UT:	H. Hooker, 17-26-233 (1 TD)
Receiving	
OM:	D. Drummond, 2-66 (1 TD)
	D. Jackson, 2-42 (1 TD)
AP:	V. Jones Jr., 6-93