

# 2021 FOOTBALL GAME NOTES



**NATIONAL CHAMPIONS**

1958 • 2003 • 2007 • 2019

**SEC CHAMPIONS**

1935 • 1936 • 1958 • 1961

1970 • 1986 • 1988 • 2001

2003 • 2007 • 2011 • 2019

GAME  
**11**



**ULM**  
November 20, 2021

Tiger Stadium  
Baton Rouge, La.  
8 p.m. CT • ESPN2

## BREAKDOWN

### LSU

Record 4-6, 2-5 SEC  
Ranking NR/NR  
Last Game Nov. 13 vs. Arkansas  
L, 13-16  
Head Coach Ed Orgeron  
Career Record 65-47  
LSU Record 49-20  
vs. ULM First Meeting  
LSU vs. ULM LSU Leads 3-0



### ULM

Record 4-6, 2-5 SBC  
Ranking NR/NR  
Last Game Nov. 13 vs. Arkansas State  
W, 31-28  
Head Coach Terry Bowden  
Career Record 179-120-2  
Record at ULM 4-6



## 2021 SCHEDULE

DATE	OPPONENT/TV	TIME (CT)	SERIES RECORD
Sept. 4	at UCLA (FOX)	L, 27-38	First Meeting
Sept. 11	McNeese (SECN+/ESPN+)	W, 34-7	LSU leads 1-0
Sept. 18	Central Michigan (SEC Network)	W, 49-21	First Meeting
Sept. 25	at Mississippi State* (ESPN)	W, 28-25	LSU leads 75-36-3
Oct. 2	#22 Auburn* (ESPN)	L, 19-24	LSU leads 31-23-1
Oct. 9	at #14 Kentucky* (SEC Network)	L, 21-42	LSU leads 40-16-1
Oct. 16	#20 Florida* (ESPN)	W, 49-42	Florida leads 33-31-3
Oct. 23	at #12 Ole Miss* (CBS)	L, 17-31	LSU leads 64-41-4
Nov. 6	at #3 Alabama* (ESPN)	L, 14-20	Alabama leads 54-26-5
Nov. 13	Arkansas* (SEC Network)	L, 13-16	LSU leads 42-22-2
<b>Nov. 20</b>	<b>ULM (ESPN2)</b>	<b>8 p.m.</b>	<b>LSU leads 3-0</b>
Nov. 27	Texas A&M* (ESPN)	6 p.m.	LSU leads 34-22-3

\* - Denotes SEC Games | All dates & times are Central and Subject to Change

## NEXT UP

- LSU (4-6, 2-5 SEC) plays its final non-conference game of the regular season on Saturday when the Tigers host ULM (4-6, 2-5 Sun Belt) at 8 p.m. in Tiger Stadium.
- LSU, which is coming off another outstanding defensive effort, dropped a 16-13 overtime decision to No. 25 Arkansas last week. ULM fell 27-24 to Arkansas State last week.
- LSU has won 33 straight games against in-state opponents with its most recent contest against a Louisiana school coming in week 2 this year when the Tigers posted a 34-7 win over McNeese.
- LSU is 138-25-8 all-time against teams from the state of Louisiana.
- LSU coach Ed Orgeron is 49-20 in his 6 years as head coach of the Tigers.
- Orgeron is 18-3 against non-SEC teams during his career at LSU with only one of those losses coming in Tiger Stadium (Troy, 2017)
- Of Orgeron's 49 wins with the Tigers, 35 have come by double-figures, 20 have come against teams ranked in the Top 25 with 13 of those coming against Top 10 opponents. Orgeron is 13-5 against Top 10 teams at LSU.
- LSU's is averaging 27.1 points and 365.9 total yards per game (111.4 rushing, 254.5 passing).
- Defensively, the Tigers are allowing 26.6 points and 385.9 total yards per game (147.5 rushing, 238.4 passing).
- Over opponents last 25 possessions (Alabama and Arkansas), LSU's defense has forced 14 punts, with 10 of those possessions being 3-and-outs, to go along with 2 turnover-on-downs and a forced turnover. LSU gave up just 4 TDs and 3 field goals during that span.
- In week 9 vs. Alabama, LSU held the Crimson Tide to 6 rushing yards, the fewest ever for Alabama in a SEC game. LSU also held Alabama to season lows for first downs (16), points (20) and total yards (308).
- LSU ranks No. 4 in the SEC in sacks with 31 through 10 games. LSU has 7 sacks in its last two games (4 vs. Alabama, 3 vs. Arkansas).
- LSU is 32-6 when winning the turnover margin games under Ed Orgeron.
- LSU is 27-4 overall under Orgeron when having a 100-yard rusher.

- RB Ty Davis Price has rushed for 837 yards and 6 TDs and he ranks No.5 in the SEC in rushing yards per game at 83.7.
- Davis-Price has rushed for 100 or more yards in two straight and four of LSU's last five games. In that 5-game span, Davis-Price is averaging 139.4 yards per game. He's coming off a 106-yard effort on 28 carries against Arkansas.
- LSU QBs Max Johnson and Garrett Nussmeier combined to complete 21-of-37 passes for 200 yards and 1 TD against Arkansas. Johnson, who has started every game this year, played the first three series against Arkansas before giving way to Nussmeier who played the remainder of the game.
- Johnson has completed 181-of-302 passes for 2,190 yards and 22 TDs, while Nussmeier is 29-of-57 for 329 yards and 2 TDs. Both players are sons for former NFL quarterbacks.
- Three of LSU's top 5 active receivers are all true freshmen led by Jack Bech (37 rec., 432 yards, 3 TDs). Other top rookie receivers for the Tigers include Brian Thomas Jr. (22-283-1) and Malik Nabers (16-206-2).
- LSU's top receiver Kayshon Boutte (ankle) was injured in the second half against Kentucky and will miss the remainder of the season. Boutte's 9 TD receptions still ranks No. 2 in the SEC.
- LB Damone Clark leads the nation in tackles with 118.
- LB Micah Baskerville (71), S Jay Ward (51) and S Cam Lewis (41) are LSU's other top tacklers.
- Baskerville is coming off his best game as Tiger, accounting for 12 tackles, 3.5 tackles for loss (-17) and 2.0 sacks (-13) against Arkansas.
- DE BJ Ojulari leads the Tigers in sacks with 6.0.
- PK Cade York, a second team All-America in 2020, has made 11-of-13 field goals this year and dating back to last year, has made 19 of his last 21. York holds the LSU record for most 50-yard field goals in a career (12), in a season (6 in 2020) and longest field goal (57 at Florida, 2020).
- York is 50-of-61 on field goals in his career.
- York's current streak of 112 straight PATs is the LSU record, breaking previous mark of 109 held by David Brownndyke.
- Return specialist Trey Palmer is one of only eight players in school history to return both a punt and kickoff for a TD. Palmer returned a punt 54 yards for a TD against Northwestern State in 2019 and last year, he returned a kickoff 93 yards for a score against South Carolina.

## COACH LOCATIONS

### On The Field

Ed Orgeron, Head Coach  
Mickey Joseph, Wide Receivers/Asst. Head Coach  
Blake Baker, Linebackers  
Brad Davis, Offensive Line  
Andre Carter, Defensive Line  
Kevin Faulk, Running Backs  
Greg McMahon, Special Teams  
Corey Raymond, Cornerbacks

### In The Press Box

Jake Peetz, Offensive Coordinator  
DJ Mangas, Passing Game Coordinator  
Daronte Jones, Defensive Coordinator, Safeties

## ON THE AIR



Chris Blair, Play-By-Play  
Doug Moreau, Analyst  
Gordy Rush, Reporter



Brian Custer, Play-by-Play  
Kelly Stouffer, Analyst  
Lauren Sisler, Reporter

## LSU Media Central

Media can access the current media guide, updated statistics and game notes all in one location at [www.LSUports.net/media](http://www.LSUports.net/media).

## BY THE NUMBERS

**4**

Dating back to Ole Miss, LSU's last 4 TDs have been scored by true freshmen (Jack Bech 2, Brian Thomas Jr. 1 and Malik Nabers 1).

**308**

Rushing yards for Ty Davis-Price last week against Alabama as he became only the 3rd LSU player to rush for 100 yards in Bryant-Denny Stadium.

**118**

Number of tackles for LB Damone Clark, which leads the nation.

**39**

Straight games LSU has had at least one passing touchdown.

# ULM Week

## 15

### MONDAY

**Orgeron Press Conference**  
12:30 p.m. - Lawton Room at Tiger Stadium

#### Practice

3:45 p.m. - indoor Field at McClendon Practice Facility (Closed to Media)

## 16

### TUESDAY

**Player Interviews**  
Noon -1 p.m. LSU Indoor Practice Facility

#### Football Practice

3:45 p.m. - McClendon Practice Facility (Open to Media)

## 17

### WEDNESDAY

**SEC Teleconference**  
10 a.m. Orgeron on call

#### Football Practice

3:45 p.m. - McClendon Practice Facility (Open to Media)

#### Coach O Radio Show

7 p.m. - TJ Ribs at Acadian

## 18

### THURSDAY

**Practice**  
No Media Availability

#### Coach Orgeron Post-Practice Interview

5:45 p.m. - LSU Indoor Practice Facility

## 19

### FRIDAY

**Focus Friday**  
No Media Availability

## 20

### SATURDAY

**Gameday**  
LSU vs. ULM  
8 p.m. CT | ESPN2

## 21

### SUNDAY

**Off Day**  
No Media Availability

## LSU Media Services

### Ed Orgeron Interviews

#### Monday Press Conference:

LSU head coach Ed Orgeron meets with the media each Monday of game week over Zoom. A transcript of Coach Orgeron's opening statement as well as the question and answer session can be found on [www.LSUports.net](http://www.LSUports.net). LSU will distribute the interview via FTP. A link to download the press conference will be emailed to members of the media each Monday afternoon during the season. Email Michael Bonnette at [mbonnet@lsu.edu](mailto:mbonnet@lsu.edu) to be placed on the distribution list.

#### Listen To Ed Orgeron's Weekly Press Conference

Members of the media can access the audio portion of Coach Orgeron's Weekly Press Luncheon each Monday starting at 12:30 p.m. CT at [www.LSUports.net/live](http://www.LSUports.net/live) or over the radio in the Baton Rouge area on 104.5 FM.

#### SEC Teleconference

The 14 SEC coaches are featured on a weekly teleconference each Wednesday at 10 a.m. CT during the regular season. Coach Orgeron speaks for 10 minutes starting at 10 a.m. Contact the LSU Sports Information Department to obtain the phone number to access the call.

#### Thursday Post-Practice

Coach Orgeron meets with the media over Zoom at approximately 5:45 p.m. each Thursday during the regular season.

### LSU Player Interviews

LSU players are available to the media during a typical game week on Tuesday from noon-1 p.m. over Zoom. Interview requests for the Monday media opportunity should be made at least 24 hours in advance and emailed to Michael Bonnette ([mbonnet@lsu.edu](mailto:mbonnet@lsu.edu)) and Brandon Berrio ([bberri1@lsu.edu](mailto:bberri1@lsu.edu)). Members of the media are not permitted to contact players on their cell phones under any circumstance.

#### LSU Video Newsfeed

LSU will be distributing video interviews and other highlights via FTP during the 2021 season. A link to download the newsfeed will be emailed to members of the media each Monday afternoon during the season. Email Michael Bonnette at [mbonnet@lsu.edu](mailto:mbonnet@lsu.edu) to be placed on the distribution list.

### WHO TO CONTACT

**Communications Office • (225) 578-8226**

**Michael Bonnette • Assoc. AD/Communications**

Coach Orgeron and Player Interview Requests | E-mail: [mbonnet@lsu.edu](mailto:mbonnet@lsu.edu)

**Brandon Berrio • Director of Digital & Creative Content**

Player Interview Requests | E-mail: [bberri1@lsu.edu](mailto:bberri1@lsu.edu)

**LSU Director of Creative Content**

Emily Dixon - [emily@lsu.edu](mailto:emily@lsu.edu)

**LSU Digital Media Reporter**

Cody Worsham - [cworsham@lsu.edu](mailto:cworsham@lsu.edu)

**LSU Director of Digital Media**

Todd Politz - [todd@lsusp.com](mailto:todd@lsusp.com)

**LSU Creative Services**

Jason Feirman - [jfeirman@lsu.edu](mailto:jfeirman@lsu.edu) (Logos)

Lindsey Thompson - [lthompson1@lsu.edu](mailto:lthompson1@lsu.edu) (Graphics)

Chris Parent - [cparen3@lsu.edu](mailto:cparen3@lsu.edu) (Photos)

**Network Operations/SEC Network**

John Schiebe - [jschieb@lsu.edu](mailto:jschieb@lsu.edu)

**LSU Sports Productions**

David Landry - [david@lsusp.com](mailto:david@lsusp.com)

**LSU Radio**

Chris Blair - [chris@lsusp.com](mailto:chris@lsusp.com)

**LSU Sports Information Mailing Address**

LSU Athletic Administration Building  
Baton Rouge, LA 70803

**[www.LSUports.net/media](http://www.LSUports.net/media)**

The Official Website of LSU Athletics is home to all the football information you need. Schedules, results, rosters, bios, statistics and game notes can be found and are always up to date. The GAMEDAY section, updated daily, has all relevant info for the upcoming game.

**CollegePressBox.com**

Collegepressbox.com is the official media website for SEC Football. Access and download weekly game notes, quotes, statistics, media guides, headshots, logos, flip cards and more for the conference and each of its member schools. Login information will be distributed to accredited media or you can apply for a password by sending an e-mail to [password@collegepressbox.com](mailto:password@collegepressbox.com).



### LSU Football on Twitter & Facebook

[facebook.com/LSUfootball](https://facebook.com/LSUfootball)

[twitter.com/LSUfootball](https://twitter.com/LSUfootball)

[instagram.com/LSUfootball](https://instagram.com/LSUfootball)

[twitter.com/Coach\\_EdOrgeron](https://twitter.com/Coach_EdOrgeron)

[twitter.com/LSUMediaAlerts](https://twitter.com/LSUMediaAlerts)

[LSUsports.net/connect](http://LSUsports.net/connect)



# Ed Orgeron

## Head Coach

@Coach\_EdOrgeron  
Overall Record: 65-47  
LSU Record: 49-20  
(Sixth year)

### THE ORGERON FILE

Year at LSU: Sixth (Fifth as head coach)  
Birthdate: July 27, 1961, in Larose, La.  
Children: Tyler, Parker, Cody  
High School: South Lafourche High School (Galliano, La.)  
College: Northwestern State (La.), 1984

### YEAR-BY-YEAR HEAD COACHING RECORD

YEAR	SCHOOL	OVERALL RECORD
2005	Ole Miss	3-8
2006	Ole Miss	4-8
2007	Ole Miss	3-9
2013	Southern Cal	6-2
2016	LSU	6-2
2017	LSU	9-4
2018	LSU	10-3
2019	LSU	15-0
2020	LSU	5-5
2021	LSU	4-6
<b>Overall</b>		<b>65-47</b>

### PLAYING EXPERIENCE

1981-84 Northwestern (La.) State (defensive line)

### COACHING EXPERIENCE

1984	Northwestern (La.) State (graduate assistant)
1985	McNeese State (graduate assistant)
1986-87	Arkansas (assistant strength coach)
1988-92	Miami (Fla.) (graduate assistant, 1988; defensive line 1989-92)
1994	Nicholls State (linebackers)
1995-97	Syracuse (defensive line)
1998-2004	Southern Cal (defensive line, 1998-2002; recruiting coordinator, 2001-04)
2005-07	Ole Miss (head coach)
2008	New Orleans Saints (defensive line)
2009	Tennessee (defensive line/recruiting coordinator)
2010-12	Southern Cal (defensive coordinator/defensive line/recruiting coordinator, 2010-13; interim head coach, 2013)
2015-pres.	LSU (defensive line; recruiting coordinator, 2016; interim head coach, Sept. 25, 2016, head coach, Nov. 26, 2016)

### BOWL EXPERIENCE

SEASON	BOWL	TEAM	OPPONENT	RESULTS
1986	Orange	Arkansas	Oklahoma	L, 42-8
1987	Liberty	Arkansas	Georgia	L, 20-17
1988	Orange	Miami	Nebraska	W, 23-3
1989	Sugar	Miami	Alabama	W, 33-25
1990	Cotton	Miami	Texas	W, 46-3
1991	Orange	Miami	Nebraska	W, 22-0
1992	Sugar	Miami	Alabama	L, 34-13
1995	Gator	Syracuse	Clemson	W, 41-0
1996	Liberty	Syracuse	Houston	W, 30-17
1997	Fiesta	Syracuse	Kansas State	L, 35-18
1998	Sun	Southern Cal	TCU	L, 28-19
2001	Las Vegas	Southern Cal	Utah	L, 10-6
2002	Orange	Southern Cal	Iowa	W, 38-17
2003	Rose	Southern Cal	Michigan	W, 28-14
2004	Orange	Southern Cal	Oklahoma	W, 55-19
2009	Chick-fil-A	Tennessee	Virginia Tech	L, 37-14
2012	Sun	Southern Cal	Georgia Tech	L, 21-7
2015	Texas	LSU	Texas Tech	W, 56-27

### AS HEAD COACH

2016	Citrus	LSU	Louisville	W, 29-9
2017	Citrus	LSU	Notre Dame	L, 21-17
2018	Fiesta	LSU	UCF	W, 40-32
2019	Chick-fil-A	LSU	Oklahoma	W, 63-28
2019	CPF NC	LSU	Clemson	W, 42-25

When it comes to building a championship football program, there's none better than LSU Head Coach Ed Orgeron. A driven leader with a vision on how to achieve success, Orgeron needed only three seasons to fulfill a pledge he made at his introductory press conference on Nov. 26, 2016, when he vowed to "build a championship program at LSU."

Orgeron did just that in 2019, earning numerous National Coach of the Year honors on his way to leading LSU to the most dominant season in college football history with a 15-0 record and the CFP National Championship. But Orgeron's definition of a championship program goes much farther than winning championships on the football field. It's also about developing young men, both on and off the field; it's about fielding a team of high-character players that are determined to compete at the highest level on the field, while pursuing an education off the field; it's about players focused on the success of the team, not individual awards; it's about players doing the right thing, all of the time. It's known as the LSU Standard of Performance, not just on Saturday nights during the fall, but year-round.

And with that mentality, which starts at the top with Orgeron — a coach who never takes credit for his team's success, but instead praises his staff and his players — LSU stormed its way to the 2019 national title, winning 12 of 15 games by double-figures and beating seven Top-10 opponents along the way. LSU had five wins over teams that finished the 2019 season ranked in the Top 10.

In 2020, Orgeron and the Tigers found a way to still have success despite losing their starting quarterback just three games into the season. Behind the play of true freshman quarterback Max Johnson, LSU capped 2020 on a high note, beating No. 6 Florida in Gainesville and wrapping up the year with a win over Ole Miss in Tiger Stadium to finish with a 5-5 overall mark. Of the 48 players who saw action in the win over Florida, 26 were either freshmen or sophomores with three true freshmen accounting for three of LSU's four touchdowns in the victory. Since taking over the Tigers four games into the 2016 season, Orgeron has guided LSU to a 45-14 mark. He's also led the Tigers to five postseason victories — one in the SEC Championship Game, two bowl games and two in the College Football Playoff.

Of LSU's 45 wins under Orgeron, 33 have come by double-figures and 13 have been over Top-10 teams. The 13 Top-10 wins rank as the second-most for any coach in LSU history, trailing only Les Miles who won 16 games over Top 10 opponents in 12 years. LSU has a 29-12 record under Orgeron against SEC teams, which includes a 37-10 win over fourth-ranked Georgia in the 2019 SEC Championship Game.

Under Orgeron, the Tiger program has produced 12 first-team All-Americans, four national award winners including the 2019 Heisman Trophy winner in quarterback Joe Burrow, and 39 NFL Draft picks including 10 in the first round. In the 2020 NFL Draft, LSU set an SEC record with five first-round picks and tied the all-time mark with 14 players selected during the seven-round event. In 2020, quarterback Burrow went No. 1 overall and LSU became the first school in the history of the NFL Draft to have a quarterback, running back (Clyde Edwards-Helaire) and wide receiver (Justin Jefferson) picked in the first round.

In the 2021 NFL Draft, the Tigers saw another seven players selected, including the No. 5 overall pick in wide receiver Ja'Marr Chase. LSU's two-year draft total from 2020-21 stands at 21, the most for any school in college football over that span in the history of the NFL Draft.

When it comes to recruiting, there are none better than Orgeron and his staff who continue to assemble the best roster in college football with a focus that includes keeping the best players in Louisiana at home, while also attracting the top talent from coast to coast.

Now entering its fifth full season under Orgeron, LSU has used the "One Team, One Heartbeat" philosophy along with the ability to "block out the noise" to become the premier program in college football.

### 2020

In a COVID-altered season, Orgeron led LSU to a 5-5 mark despite having to start a true freshman at quarterback for the final six games of the year due to the season-ending injury to Myles Brennan in week 3. In addition, the Tigers had five returning starters opt out of the season due to COVID-19 concerns leaving LSU with only six returning starters from its national championship team. Still, LSU, with a young and inexperienced roster, competed each week, beating South Carolina at home and Arkansas on the road.

Counting on many freshmen and sophomores, LSU won three of its final five games, including wins over No. 6 Florida in Gainesville and Ole Miss in Tiger Stadium to cap season on a high note. In the win over Florida, the Tigers started nine true freshmen and sophomores, including quarterback Max Johnson who earned SEC Offensive Player of the Week in what was his first career start. Johnson threw for 239 yards and three TDs and true freshman Kayshon Boutte set the SEC record for single-game receiving yards with 308 on 14 receptions and Johnson passed for 435 yards and three scores in the 53-48 win. The back-to-back wins to close out the 2020 season set the stage for an outstanding spring for the Tigers as LSU returns 29 players in 2021 who have at least one career start to their credit.

LSU's 2020 season wrapped up with the Tigers having seven players selected in the NFL Draft led by wide receiver Ja'Marr Chase, who was selected No. 5 overall.

### THE COACH O WAY

A native of LaRose, Louisiana, Orgeron developed a passion for the Tigers at an early age, becoming a fan of some of the all-time LSU greats in the 1970s. Players like Bert Jones, Ronnie Estay, Tommy Casanova, Charles Alexander and of course, coach Charles McClendon, ignited a purple and gold fire under Orgeron that still burns today.

Orgeron has reunited the current roster with former players, making them an integral part of the program and he's leveraged his passion and love for LSU into a determination and drive that sees him spend nearly every waking moment focused on LSU football and his vision for the program.

With the "One Team, One Heartbeat" motto, the Tigers seemingly became a different team overnight when Orgeron was elevated to interim head coach on Sept. 25, 2016 and the results that LSU sought soon followed. As the head coach of the Tigers, Orgeron said he was going to "flip the script" and he assigned a theme for the daily practices. The purpose of the descriptive practice themes for each day during the week is one of the ways that Orgeron and his staff hold the players accountable and focused both prior to and during the workout. The daily practice nicknames are as follows: Tell the Truth Monday, Competition Tuesday, Turnover/No Turnover Wednesday, No Repeat Thursday, and Focus Friday.

Orgeron has also opened the doors for former LSU players to come back and be active in the program. Having former players actively involved is a way for the current Tigers to get a better understanding of who helped build the foundation for the program, while also letting them see first-hand what it means to be an LSU Tiger and the responsibility that goes along with it. Orgeron routinely has former Tigers speak to the team, attend



practices and be involved with the organization. He also invited former Tigers to come back on gamedays and be part of the "Tiger Walk" as they lead the current team down "Victory Hill" on their way to the stadium.

#### ORGERON COACHING HISTORY

Orgeron, who has also served as head coach at Ole Miss and Southern Cal, is 45-14 at LSU. His career mark as a collegiate head coach is 61-41, however he's 51-16 over his last 67 games. Orgeron went 6-2 as Southern Cal's interim head coach in 2013, taking over a USC team that stumbled to a 3-2 mark over the first five games of the year. Orgeron rallied the Trojans as USC closed out the regular season with wins in six of its final eight games. Orgeron originally joined the Tiger staff in 2015 as defensive line coach, before adding the title of recruiting coordinator in the spring of 2016.

Prior to joining the LSU staff, Orgeron's last coaching stop came at Southern Cal where he served as recruiting coordinator and defensive line coach for the Trojans for four years (2010-13). Orgeron was elevated to interim head coach at USC for the final eight games of the 2013 season.

Orgeron served two stints at Southern Cal, the first as the Trojans' defensive line coach from 1998 to 2004. Orgeron coached under Paul Hackett at USC for three years from 1998 to 2000 and was one of just a handful of coaches retained by Pete Carroll when he took over as the Trojans' head coach in 2001.

Orgeron left USC in 2005 to become the head coach at Ole Miss, where he went 10-25 in three years with Rebels from 2005-07.

Orgeron spent the 2008 season coaching the defensive line for the New Orleans Saints and then joined Tennessee as defensive line coach and recruiting coordinator in 2009. He returned to Southern Cal following the 2009 season.

Orgeron made a name for himself as a top defensive line coach at the University of Miami from 1988-92, where he coached eight All-Americans, including NFL first-rounders Cortez Kennedy, Russell Maryland and Warren Sapp. In 1988, he was a graduate assistant at Miami, working with the defensive line.

Orgeron also was a graduate assistant at Northwestern (La.) State, his alma mater, in 1984 and McNeese State in 1985, working with the defensive line at both schools, then was an assistant strength coach at Arkansas for two years (1986-87).

#### ORGERON'S LOUISIANA ROOTS

Born July 27, 1961, he has three sons, Tyler, and twins Parker and Cody and a grandson Emmett. Parker and Tyler are both member of the LSU football coaching staff, while Cody is the starting quarterback at McNeese. Cody, who still have one year of eligibility remaining, earned his undergraduate degree from McNeese last May. Parker was a two-year starter at wide receiver for McNeese and is currently pursuing his degree at LSU.

Away from the field, Coach O has taken up the sport of boxing and trains three times a week at a local gym. He also teamed with Louisiana Governor John Bel Edwards to educate and inform the citizens of Louisiana during the Covid-19 pandemic. Coach O appeared on commercials and other mediums to support the wearing of masks during the pandemic.

He's also been heavily involved in many community service efforts in the Baton Rouge area, including "Basket of Hope", which has the mission of giving hope to children diagnosed with cancer or other serious illness through the delivery of a Basket of Hope filled with toys, games, craft items, stuffed animals, gift cards, and other items. Coach O makes several trips to local hospitals each year to hand deliver these baskets and to spend time with the children and their families.



## ORGERON'S SUPERLATIVES AT LSU

### Most Points Scored

1.	72	at Texas A&M	11/24/18
2.	66	at Vanderbilt	9/21/19
3.	65	vs. Northwestern St.	9/14/19
4.	63	vs. Oklahoma (CFA Bowl)	12/28/19
5.	58	at Ole Miss	11/16/19

### Fewest Points Allowed

1.	0	vs. Southeastern La.	9/8/18
	0	vs. BYU (in New Orleans)	9/2/17
3.	3	vs. Mississippi St.	10/20/18
	3	vs. Georgia Southern	8/31/19
5.	6	vs. Utah St.	10/5/19

### Most First Downs

1.	35	at Ole Miss	11/16/19
2.	33	vs. Ole Miss	9/29/18
3.	32	vs. Utah St.	10/5/19
	32	vs. UCF (Fiesta Bowl)	1/1/19
5.	31	vs. Oklahoma (CFA Bowl)	12/28/19
	31	vs. Texas A&M	11/30/19
	31	vs. Northwestern St.	9/14/19
	31	at Texas A&M	11/24/18
	31	vs. Rice	11/17/18

### Fewest First Downs Allowed

1.	6	vs. BYU (in New Orleans)	9/2/17
2.	8	vs. Georgia Southern	8/31/19
3.	11	vs. Louisville (Citrus Bowl)	12/31/16
4.	10	vs. Utah St.	10/5/19
	10	McNeese	9/11/21

### Most Rushing Attempts

1.	57	vs. BYU (in New Orleans)	9/2/17
2.	56	vs. Texas A&M	10/25/17
3.	55	at Ole Miss	10/21/17
4.	54	vs. South Carolina	10/24/20
5.	52	vs. UCF (in Glendale, Ariz.)	1/1/19
	52	vs. Missouri	10/1/16

### Opponent's Fewest Rushing Attempts

1.	14	vs. BYU (in New Orleans)	9/2/17
2.	16	vs. Mississippi St.	9/26/20
3.	19	at Arkansas	11/10/18
4.	22	vs. Utah St.	10/5/9
	22	vs. Missouri	10/1/16

### Most Rushing Yards

1.	418	vs. Missouri	10/1/16
2.	393	at Ole Miss	10/21/17
3.	390	at Arkansas	11/12/16
4.	321	vs. Florida	10/16/21
5.	311	vs. Ole Miss	10/22/16

### Fewest Rushing Yards Allowed

1.	-5	vs. BYU (in New Orleans)	9/2/17
2.	6	at Alabama	11/6/21
3.	9	vs. Mississippi St.	9/26/20
4.	16	at Arkansas	11/10/18
5.	19	vs. Utah St.	10/5/19

### Most Passes Attempted

1.	48	at Missouri	10/10/20
	48	at Auburn	10/31/20
3.	47	at Texas A&M	11/28/20
4.	46	vs. Mississippi St.	9/26/20
	46	at UCLA	9/4/21
	46	vs. Auburn	10/3/21

### Most Passes Completed

1.	32	vs. Oklahoma (CFA Bowl)	12/28/19
	32	at Ole Miss	11/16/19
	32	vs. Auburn	10/26/19
4.	31	at Alabama	11/9/19
	31	at Texas	9/07/19

### Opponent's Fewest Pass Attempts

1.	11	vs. Georgia Southern	8/31/19
2.	15	vs. Rice	11/17/18
3.	16	at Florida	10/7/17
	16	at UCLA	9/4/21
5.	17	vs. Florida	11/19/16
	17	at Kentucky	10/9/21

### Opponent's Fewest Passes Completed

1.	4	vs. Georgia Southern	8/31/19
2.	7	vs. Rice	11/17/18
	7	vs. Florida	11/19/16
4.	8	vs. Mississippi St.	10/20/18
5.	9	vs. Auburn	10/14/17
	9	at UCLA	9/4/21

### Most Passing Yards

1.	532	vs. Oklahoma (CFA Bowl)	12/28/19
2.	488	vs. Northwestern St.	9/14/19
3.	471	at Texas	9/07/19
4.	430	at Missouri	10/10/20
5.	425	va. Texas A&M	11/30/19

### Opponent's Fewest Passing Yards

1.	24	vs. Georgia Southern	8/31/19
2.	59	vs. Mississippi St.	10/20/18
3.	91	vs. McNeese	9/11/21
4.	97	vs. Texas A&M	11/30/19
5.	101	vs. Rice	11/17/18

### Most Yards of Total Offense

1.	714	at Ole Miss	11/16/19
2.	692	vs. Oklahoma (CFA Bowl)	12/28/19
3.	634	vs. Missouri	10/1/16
4.	622	at Texas A&M	11/24/16
5.	612	vs. Arkansas	11/23/19

### Opponent's Fewest Yards of Total Offense

1.	97	vs. BYU (in New Orleans)	9/2/17
2.	98	vs. Georgia Southern	8/31/19
3.	142	vs. McNeese	9/11/21
4.	198	vs. Rice	11/17/18
5.	159	vs. Utah St.	10/5/19

### Highest Punting Average (min. 3)

1.	58.0	vs. Southern Miss	10/15/16
2.	53.3	at Kentucky	10/9/21
3.	51.7	vs. Georgia Southern	8/31/19
4.	51.0	at Ole Miss	10/23/21
5.	49.4	vs. Mississippi St.	9/26/20

### Highest Time of Possession

1.	44:31	vs. UCF (Fiesta Bowl)	1/1/19
2.	42:33	vs. Missouri	10/1/16
3.	41:43	at Arkansas	11/21/20
4.	41:03	vs. Utah St.	10/5/19
5.	40:21	vs. Arkansas	11/23/19

### Longest Scoring Drive (By Yards)

1.	99	vs. Utah St. (13 plays)	10/5/19
2.	97	vs. Ole Miss (7 plays)	10/22/16
3.	96	vs. Southeastern La. (7 plays)	9/8/18
4.	95	at Arkansas (2 plays)	11/12/16
5.	95	vs. Alabama (9 plays)	12/5/20

### Longest Scoring Drive (By Time)

1.	7:26	vs. South Carolina	10/24/20
2.	7:24	at Arkansas (14-77)	11/10/18
3.	7:13	vs. BYU (in New Orleans) (13-66)	9/2/17
4.	7:12	vs. UCF (Fiesta Bowl) (12-78)	1/1/19
5.	6:55	at Arkansas (13-84)	11/12/16

### Longest Scoring Drive (By Plays)

1.	17	at Ole Miss (66 yds.)	11/17/19
	17	at Florida (63 yds.)	12/12/20
3.	16	vs. Georgia (77 yds)	12/7/19
	16	vs. South Carolina (75 yds.)	10/24/20
5.	15	at Texas A&M (90 yds.)	11/24/18
	15	vs. Mississippi St. (64 yds.)	10/20/18
	15	vs. Georgia (50 yds.)	10/13/18

## ORGERON'S RECORD VS. OPPONENTS

Alabama	1-8	Stanford	1-0	LA Tech	2-0	BYU	1-0
Arkansas	5-4	UCLA	0-2	Rice	1-0	Notre Dame	0-2
Auburn	3-5	Utah	1-0	Southern Miss	1-0	<b>VS. Independent</b>	<b>1-2</b>
Florida	4-3	<b>VS. Pac-12</b>	<b>6-2</b>	<b>VS. C-USA</b>	<b>4-0</b>	Central Michigan	1-0
Georgia	2-2	Northwestern LA	3-0	Oklahoma	1-0	<b>vs. MAC</b>	<b>1-0</b>
Kentucky	1-2	Southeastern LA	1-0	Texas	1-0		
LSU	0-3	McNeese	1-0	<b>VS. Big-12</b>	<b>2-0</b>		
Mississippi State	4-4	<b>VS. Southland</b>	<b>5-0</b>	Chattanooga	1-0		
Missouri	1-3	Memphis	3-0	The Citadel	1-0		
Ole Miss	4-1	UCF	1-0	<b>VS. Southern Conference</b>	<b>2-0</b>		
South Carolina	1-0	<b>VS. AAC</b>	<b>4-0</b>	Utah St.	1-0		
Tennessee	1-1	Clemson	1-0	Wyoming	0-1		
Texas A&M	3-2	Louisville	1-0	<b>Record v. MWC</b>	<b>1-1</b>		
Vanderbilt	3-2	Miami	1-0	Georgia Southern	1-0		
<b>VS. SEC</b>	<b>32-40</b>	Syracuse	1-0	Troy	0-1		
Arizona	1-0	Wake Forest	0-1	<b>VS. Sun Belt</b>	<b>1-1</b>		
California	1-0	<b>VS. ACC</b>	<b>4-1</b>				
Colorado	1-0						
Oregon St.	1-0						

## TRACKING THE TIGERS

WEEK	AP	COACHES	CFP
Preseason	16	13	--
Week 2	RV	RV	--
Week 3	RV	RV	--
Week 4	RV	RV	--
Week 5	RV	RV	--
Week 6	NR	NR	--
Week 7	NR	NR	--
Week 8	NR	NR	--
Week 9	NR	NR	--
Week 10	NR	NR	NR
Week 11	NR	NR	NR
Week 12	NR	NR	NR
Week 13	--	--	--
Week 14	--	--	--
Week 15	--	--	--

## COACHES POLL

RK.	TEAM	REC.	POINTS	PREV
1	Georgia (62)	10-0	1550	1
2	Alabama	9-1	1464	2
3	Cincinnati	10-0	1401	3
4	Ohio State	9-1	1363	5
5	Oregon	9-1	1320	6
6	Notre Dame	9-1	1181	7
7	Michigan	9-1	1153	8
8	Michigan State	9-1	1139	9
9	Oklahoma State	9-1	1102	10
10	Ole Miss	8-2	948	12
11	Oklahoma	9-1	878	4
12	Wake Forest	9-1	847	13
13	Baylor	8-2	826	18
14	Iowa	8-2	637	14
15	Brigham Young	8-2	605	15
16	Texas A&M	7-3	560	11
17	Houston	9-1	541	17
18	UTSA	10-0	528	16
19	Pittsburgh	8-2	446	22
20	Wisconsin	7-3	407	24
21	Louisiana-Lafayette	9-1	239	25
22	Arkansas	7-3	212	NR
23	San Diego State	9-1	210	NR
24	NC State	7-3	138	19
25	Utah	7-3	133	NR

## AP POLL

RK.	TEAM	REC	POINTS	PREV
1	Georgia (62)	10-0	1550	1
2	Alabama	9-1	1449	3
3	Cincinnati	10-0	1420	2
4	Oregon	9-1	1341	5
5	Ohio State	9-1	1341	6
6	Notre Dame	9-1	1175	7
7	Michigan State	9-1	1161	8
8	Michigan	9-1	1134	9
9	Oklahoma State	9-1	1106	10
10	Ole Miss	8-2	943	12
11	Baylor	8-2	882	18
12	Oklahoma	9-1	870	4
13	Wake Forest	9-1	851	13
14	Brigham Young	8-2	671	14
15	UTSA	10-0	591	15
16	Texas A&M	7-3	583	11
17	Houston	9-1	509	17
18	Iowa	8-2	491	19
19	Wisconsin	7-3	467	20
20	Pittsburgh	8-2	358	25
21	Arkansas	7-3	277	NR
22	Louisiana-Lafayette	9-1	261	24
23	San Diego State	9-1	239	NR
24	Utah	7-3	141	NR
25	NC State	7-3	95	21

## NOTEBOOK

### LSU Steps Out of Conference for 8 p.m. Tilt Against ULM

LSU plays its final non-conference game of the regular season on Saturday when the Tigers host ULM (4-6) at 8 p.m. in Tiger Stadium. ULM, members of the Sun Belt Conference, is coached by Terry Bowden, who served in the same capacity at Auburn from 1993-98. Bowden went 3-3 vs. LSU during his 6 years at Auburn, which included a 2-1 mark in games at Tiger Stadium. This will be the first head to head meeting between Orgeron and Bowden.

### LSU vs. ULM

LSU is 3-0 all-time against ULM with all three victories coming since 2003. LSU beat the Warhawks, 49-7, in 2003 followed by a 51-0 win in 2010 and a 31-0 victory in 2014. Saturday's game will feature the only two teams in the state of Louisiana to have won national championships at the FBS or FCS level. ULM (then Northeast Louisiana) won the FCS (then 1-AA) national title in 1987, while LSU has claimed national title as the highest level four times (1958, 2003, 2007, and 2019).

### LSU vs. Louisiana Schools

The Tigers bring a 138-25-8 mark all-time against teams from Louisiana into the ULM game. The Tigers have won 33 straight games against in-state opponents. LSU's last loss to an in-state foe came in 1982 when Tulane posted a 31-28 win over LSU in Tiger Stadium. LSU's record against in-state schools include: 69-22-7 vs. Tulane; 22-0 vs. Louisiana-Lafayette; 19-1 vs. Louisiana Tech; 12-0 vs. Northwestern State; 4-1 vs. Loyola (New Orleans); 3-0 vs. Louisiana-Monroe; 3-1-1 vs. Centenary; and 2-0 vs. McNeese, Louisiana College and Southeastern.

### LSU vs. The Sun Belt Conference

Saturday's game against ULM marks the 35th time that LSU will face a team from the Sun Belt Conference. LSU is 33-1 all-time against current members of the Sun Belt. LSU last played a team from the Sun Belt in the 2019 season opener, a 55-3 win over Georgia Southern. LSU holds a 22-0 record vs. Louisiana-Lafayette, 3-0 vs. Arkansas State and ULM, 2-0 vs. Appalachian State, 2-1 vs. Troy and 1-0 vs. Georgia Southern.

### LSU Defense Shines Over Past 2 Games

Since making an adjustment to its defensive alignment during the open date prior to the Alabama contest three weeks ago, LSU's defense has played its best football of the season, allowing only a combined 36 points (20 to Alabama, 16 to Arkansas). In 25 possessions since the start of the Alabama game, the Tiger defense has forced the opponent to punt 14 times (6 by Alabama, 8 by Arkansas), held the opposition to 10 3-and-out possessions (5 by Alabama, 5 by Arkansas) and allowed only 147 rushing yards (6 vs. Alabama, 141 vs. Arkansas). In those 25 possessions, the opponents have scored 4 TDs and 3 field goals.

### Clark and Baskerville One of LSU's Most Productive Linebacker Tandems in Last 35 Years

With a combined 189 tackles, 15 tackles for loss and 5 sacks, LSU senior LB duo of Damone Clark and Micah Baskerville have become one of the most productive tandems at the position in the last two decades. Clark leads the nation in tackles with 118 to go along with 7 tackles for loss and 3 sacks, while Baskerville has 71 tackles, 8 tackles for loss and 2 sacks to his credit. Both players have combined to create 5 turnovers (Clark - 1 interceptions, 1 fumble recovery and 2 forced fumbles; Baskerville - 1 interception). With two games remaining on the schedule, Clark and Baskerville can become the ninth LSU linebacker duo since 1985 to combine for 200 tackles in a season. The following is a look at LSU's other 200-tackle linebacker duo since 1985:

Year	Linebackers	Combined Tackles
2018	Devin White/Jacob Phillips	210
2012	Kevin Minter/Lamin Barrow	234
2010	Kelvin Sheppard/Ryan Baker	203
2009	Kelvin Sheppard/Perry Riley	207
2002	Bradie James/Lionel Turner	225
2001	Bradie James/Trev Faulk	242
2000	Bradie James/Trev Faulk	237
1985	Shawn Burks/Toby Caston	212

### Davis-Price Nearing 1,000-Yard Mark for 2021

Junior RB Ty Davis-Price is in position to post the 21st 1,000-yard rushing season in LSU history with two games remaining on schedule. In 10 games, Davis-Price has rushed for 837 yards and 6 TDs. His 83.7 yards per game ranks No. 5 in the SEC. In LSU's last five games - since his first 100-yard rushing game of the season against Kentucky - Davis-Price is averaging 139 yards on the ground. During that 5-game span, Davis-Price has carried the ball 126 times for 697 yards and scored 6 TDs.

### Day Game or Night Game Makes No Difference for LSU

LSU's tradition of night games in Tiger Stadium is like none other in college football. But, LSU's recent success in day games in Tiger Stadium has made playing afternoon games in Death Valley more appealing. LSU has won 20 of its last 22 day games in Tiger Stadium, a stretch that goes back to a 16-14 victory over Tennessee on Oct. 2, 2010. Of LSU's 20 wins during this current stretch, 11 have come against Top 25 teams and 19 were over SEC opponents. Since 2000, LSU is 125-23 overall at home, which includes a 95-16 mark at night in Tiger Stadium and a 31-8 record during the day. From 1960-99, LSU posted a 12-19-3 mark in day games in Tiger Stadium.

Decade	Record at Night	Record during the day	Overall Tiger Stadium Record
1960-69	44-9-2	4-2-1	53-7-1
1970-79	51-12-1	1-2	52-14-1
1980-89	38-16-1	3-5-2	41-21-3
1990-99	31-19	4-10	35-29
2000-09	49-5	11-6	60-11
2010-19	43-7	18-1	60-9
2020-21	2-3	2-1	4-4
<b>Totals</b>	<b>264-67-2</b>	<b>43-27-3</b>	<b>307-94-5</b>

## NOTEBOOK

### LSU's Non-Conference Tiger Stadium Winning Streak

LSU has won eight straight and 57 of its last 58 games against non-conference opponents in Tiger Stadium. LSU's last loss against a non-conference foe came in 2017 when Troy beat the Tigers, 24-21 on Sept. 30. Prior to that loss, LSU had won 49 straight non-conference games in Tiger Stadium, which ranks as the third-longest streak in college football history, trailing only Harvard (55 from 1890-1895) and Carlisle (54 from 1901-1915). Before the Troy loss in 2017, LSU's last defeat in Tiger Stadium to a non-conference team came in 2000 against UAB.

### LSU vs. Non-Conference Foes Under Orgeron

LSU is 18-3 vs. non-conference opponents under Coach Orgeron. The Tigers have won 13 of their last 14 non-SEC games under Orgeron with the only loss during that span coming to UCLA. With the Tigers playing an SEC-only schedule in 2020, it marked the first time in the modern era LSU did not play a non-conference team.

### LSU Is 83-10 vs. Non-Conference Teams Dating Back to 2001

Dating back to the 2001 season when LSU captured its first outright SEC title since 1986, the Tigers have done quite well against non-conference opponents, going 82-10 against non-SEC foes during that span. Of the 83 wins, 21 have come against top-25 teams. Of the 10 losses, only four have come during the regular season (2002 at Virginia Tech, 2016 vs. Wisconsin at Lambeau Field, 2017 vs. Troy, and 2021 at UCLA). The other six losses came in bowl games (2003 Cotton Bowl vs. Texas; 2005 Capital One Bowl vs. Iowa; 2009 Capital One Bowl vs. Penn State; 2012 Chick-Fil-A Bowl vs. Clemson; 2014 Music City Bowl vs. Notre Dame, 2018 Citrus Bowl vs. Notre Dame).

### Ty Davis-Price Adds Another 100-yard Game

Junior RB Ty Davis-Price has four 100-yard rushing games in 2021. Davis-Price, who leads the Tigers with 837 yards and six touchdowns on the ground, has had six 100-yard games in his career. Since the Kentucky game when he had his first 100-yard effort of the season, Davis-Price is averaging 139 yards on the ground. Davis-Price joined a short list of LSU running backs to rush for 100 yards against Alabama in Bryant-Denny Stadium, going for 104 yards on 23 carries. Davis-Price joined Kevin Faulk (168 in 1997) and Clyde Edward-Helaire (103 in 2019) as the only LSU running backs to rush for 100 yards in Bryant-Denny Stadium. Here's a look at Davis-Price's career 100-yard rushing games:

Year	Opponent	Yards (TDs)
2020	South Carolina	135 (1)
2020	at Arkansas	104 (1)
2021	at Kentucky	147 (2)
2021	Florida	287 (3) LSU Single-Game Record
2021	at Alabama	104 (0)
2021	Arkansas	106 (0)

### York PAT Streak Now at 112

LSU PK Cade York has made 112 consecutive PATs, which stands at the school record, breaking the previous mark of 109 set by David Browndyke from 1986-89. York is 33-for-33 this year after making all 36 of his PATs in 2020. He made his final 43 PATs in 2019. The last time York didn't successfully make a PAT came in a 46-41 win over Alabama when his second quarter PAT was blocked. York's last PAT miss (not blocked) came in the third quarter against Auburn in 2019. For his career, York is 158-of-162 on PATs. The 158 PATs rank No. 2 in school history, trailing only Colt David's 201.

### York Becomes Fourth Tiger To Score 300 Points In A Career

With his two PATs against Alabama, Junior PK Cade York became the fourth player in LSU history to reach the 300-point mark. York has scored 308 points in his career (158 PATs, 160 on 50 made field goals). He currently ranks No. 3 in school history in scoring, trailing only Colt David (369) and Kevin Faulk (318).

### Four Receive Scholarship Over Bye Week

Four LSU walk-ons were awarded with scholarships last week during the open date. The list of new scholarship Tigers include: TE Jack Mashburn, WR Evan Francioni, OL Spencer Payne and RB Nick Demas. Mashburn has emerged as a starter for the Tigers in recent weeks, playing a key role in LSU's revitalized rushing game. Francioni, Payne and Demas are all contributors on LSU's special teams.

### McGlothorn Takes Over at CB For Injured All-America Stingley Jr.

Dwight McGlothorn has made the most of his opportunity at cornerback since the injury to Derek Stingley Jr. In five starts since the injury to Stingley, McGlothorn has recorded 20 tackles, 4 PBUs, one tackle for a 7-yard loss and returned an interception 37 yards for a touchdown. His interception return for a touchdown came on Florida's first possession of the second half and extended LSU's lead to 28-13. Prior to taking over at cornerback, McGlothorn had only 2 tackles in LSU's first four games.

### Flott Moves To Cornerback

With the season-ending injury to Eli Ricks, versatile defensive back Cordale Flott has moved from nickel back to cornerback. In three games against Florida, Ole Miss and Arkansas Flott has started at corner. Flott, who ranks sixth on the team with 38 tackles, had three tackles and a PBU against Florida and then followed that with a pair of tackles against Ole Miss. In his return from injury against Arkansas, Flott was third on the team in tackles with six.

### Orgeron vs. Top 25 Teams

LSU is 20-12 against Top 25 teams under head coach Ed Orgeron. The Tigers beat a record seven Top 10 teams on their way to the 2019 national title. LSU is 1-4 vs. Top 25 teams this year.

**Tigers Continue To Lead SEC in Fewest Penalties; Rank No. 9 Nationally** LSU has only been penalized 43 times this season, which is the fewest penalties in the SEC and 9th in the country. In 10 games, the Tigers have been penalized a total of 317 yards, an average of 31.70 yards per game.

## TIGER TRENDS

	2021	Orgeron	Streak
August	0-0	1-0	W1
September	3-1	14-4	W3
October	1-3	15-6	L1
November	0-2	12-8	L3
December-January	0-0	7-2	W2
<b>LSU's Conference Record...</b>			
at home	1-2	15-7	L1
on the road	1-3	15-11	L3
<b>LSU's Non-Conference Record...</b>			
at home	2-0	11-1	W8
on the road	0-1	1-1	L1
neutral	0-0	6-1	W4
<b>LSU vs. Ranked Opponents...</b>			
at home	1-1	7-5	W2
on the road	0-3	7-7	L3
neutral	0-0	6-1	W5
<b>LSU's Record in Games...</b>			
decided by 7 pts or less	2-3	12-7	L2
decided by 3 pts or less	1-1	6-3	L1
Away/neutral during day	1-1	9-5	L1
Away/neutral at night	0-3	13-7	L5
Home during day	1-0	6-2	W1
Home at night	2-2	19-6	L2
<b>LSU's Record When Scoring...</b>			
less than 20 points	0-4	1-14	L8
20+ points	1-2	39-6	L1
30+ points	3-0	43-3	W6
<b>LSU's Record When Allowing...</b>			
14 or fewer points	0-0	18-1	W17
24 or fewer points	1-3	32-9	L3
25+ points	2-3	14-11	L1
<b>LSU's Record When...</b>			
Leading after the 1st qtr	3-3	37-5	L3
Trailing after the 1st qtr	1-1	8-7	W1
Tied after the 1st qtr	0-2	4-7	L2
Leading at halftime	4-2	42-3	L1
Trailing at halftime	0-4	2-15	L11
Tied at halftime	0-0	5-2	L1
Leading after the 3rd qtr	3-1	44-3	L1
Trailing after the 3rd qtr	0-5	4-15	L5
Tied after the 3rd qtr	1-0	1-1	W1
<b>LSU's Record With...</b>			
less than 300 yds total off.	0-1	3-5	L3
300+ yards total offense	2-4	43-14	L3
400+ yards total offense	2-1	37-6	W1
500+ yards total offense	0-0	23-0	W24
600+ yards total offense	0-0	7-0	W21
less than 100 yards rush	2-3	3-10	L2
100+ yards rushing	1-3	45-10	L3
150+ yards rushing	0-0	36-6	W14
200+ yards rushing	0-0	18-2	W5
250+ yards rushing	1-0	12-0	W16
less than 200 yards pass	2-1	10-6	L1
200+ yards passing	1-3	36-12	L3
300+ yards passing	0-2	19-5	L4
350+ yards passing	0-0	14-1	L1
400+ yards passing	1-0	10-1	W2
<b>LSU's Record When Allowing...</b>			
less than 200 total yards	1-0	6-0	W22
less than 300 total yards	1-1	21-4	L1
less than 400 total yards	0-1	33-6	L1
400+ yards total offense	2-4	12-11	L1
less than 100 yards rush	2-1	21-2	L1
100+ yards rush	2-7	25-19	L3
less than 200 yards pass	1-2	22-8	L2
less than 300 yards pass	1-3	36-10	L2
300+ yards pass	2-1	9-5	L1

## HONORS/AWARDS

### Kayshon Boutte:

- Preseason All-SEC
- Maxwell Award
- Biletnikoff Award

### Damone Clark:

- Butkus Award
- Wuerffel Trophy
- SEC Defensive Player of the Week at Mississippi St.

### Ty Davis-Price

- SEC Offensive Player of the Week vs. Florida
- Walter Camp Offensive Player of the Week vs. Florida

### Ali Gaye

- Preseason All-SEC

### Austin Deculus

- Preseason All-SEC

### Ed Ingram:

- Preseason All-SEC
- Outland Trophy

### BJ Ojulari

- SEC Defensive Lineman of the Week vs. CMU

### Elias Ricks:

- Preseason All-SEC
- Chuck Bednarik Award
- Jim Thorpe Award
- Bronko Nagursky Trophy

### Liam Shanahan:

- Rimington Award

### Derek Stingley Jr.:

- Preseason All-America
- Preseason All-SEC
- Chuck Bednarik Award
- Jim Thorpe Award
- Bronko Nagursky Trophy
- Paul Hornung Award
- Walter Camp

### Cade York:

- Preseason All-America
- Preseason All-SEC
- Lou Groza Award

### Clark First in Tackles Per Game; Second in Total Tackles

Senior LB Damone Clark, a semifinalist for the Butkus Award, leads the nation in tackles with 118 to his credit. He's also first in the nation in tackles per game with 11.8 a contest. He is three tackles away from moving into LSU's top-10 list for tackles in a season. The Baton Rouge native owns seven double-digit tackle games in 2021. Against Arkansas and Alabama, Clark led the Tigers with 12 and eight tackles respectively. He had a career-high day against Ole Miss when he finished with 19 tackles. Prior to that he had 11 against Florida, 14 against Kentucky and 13 vs. Auburn. In week 4 against Mississippi State, Clark set a then career high with 15 tackles and was named SEC Defensive Player of the Week for his performance in the win over the Bulldogs. Clark opened the season with 14 tackles against UCLA.

### LSU True Freshmen Making Impact In Passing Game

LSU's highly-touted true freshman wide receiver class is living up to its billing as the foursome has combined for 86 receptions for 1,107 yards and 8 TDs in 10 games. The 86 receptions account for more than 40 percent of LSU's catches, while the 1,107 yards makes up 43 percent of the team's receiving yards. Jake Bech is first among LSU's rookie receivers with 37 receptions for 432 yards and 3 TDs, while Brian Thomas follows with 22 receptions for 283 yards. Deion Smith and Malik Nabers are second amongst LSU rookies in TD receptions with two. Smith owns 11 catches for 186 yards and Nabers has 16 catches for 206 yards. The four rookies have combined to start 20 games with Thomas leading the way with eight.

### LSU Without 11 Projected Game 1 Starters For Remainder of Season

LSU goes into the rest of the season without 11 players who were listed as projected starters going into the season-opener against UCLA. The list grows to 12 when you include QB Myles Brennan, who was injured just two days before the Tigers opened training camp.

The following is a list of Tigers who are not for the remainder of the season

#### Offense

Kayshon Boutte	Starting WR	Injured in 4Q vs. Kentucky (out for season)
John Emery	RB rotation	Has yet to play this year
Anthony Bradford	Starting RG	Season-ending surgery after Ole Miss game
Cam Wire	Starting LT	Injured in Arkansas game (out for season)
Myles Brennan	QB	Injured prior to training camp (entered transfer portal)

#### Defense

Andre Anthony	Starting DE	Injured vs. Central Michigan (out for season)
Jared Small	Starting LB	Injured week of UCLA game (out for season)
Derek Stingley Jr	Starting CB	Injured week of Miss. State game (out for season)
Major Burns	Starting S	Injured in Auburn game (out for season)
Ali Gaye	Starting DE	Injured in Kentucky game (out for season)
Joseph Evans	Starting DT	Missed Kentucky game (out for season)
Eli Ricks	Starting CB	Recurring injury (out for season)

### LSU Has 3 SEC Player of the Week Honors In 2021

LSU has had three players earn SEC Player of the Week honors in 2021. Junior RB Ty Davis-Price was named the SEC Offensive Player of the Week after his LSU record 287 yards on the ground against Florida. Senior LB Damone Clark claimed SEC Defensive Player of the Week honors for his play in the win over Mississippi State in week 4. Clark had 15-tackles and returned a fumble 35 yards setting up LSU's first touchdown in the win over Mississippi State. B.J. Ojulari was named SEC Defensive Lineman of the Week for his play in the win over Central Michigan.

The following is a look at LSU's Player of the Week honors in 2021:

Game	Player	Honor	Noteworthy
Central Michigan	DE B.J. Ojulari	SEC Def. Lineman of Week	2.5 sacks
Mississippi State	LB Damone Clark	SEC Defensive. Player of Week	15 tackles, 1 fumble return (35 yards)
Florida	RB Ty Davis-Price	SEC Offensive Player of the Week	287 Rushing Yards; 3 TDs

### LSU Passing TD Streak Reaches 39 Games

With a TD pass against Arkansas, LSU's streak of consecutive games with at least one touchdown through the air has reached 39 games. The 39 game streak dates back to the Arkansas game in 2018. The last time LSU didn't have a passing touchdown came against Alabama in 2018 on November 3.

### LSU's 39-3 Under Orgeron When Reaching the 30-Point Mark

LSU goes into the Arkansas game with a 39-3 mark under Ed Orgeron when reaching the 30-point mark. Prior to last year, the Tiger had only one loss in four years when they scored 30 points in a game (2018 70T game at Texas A&M, 74-72). The only three times LSU has lost when scoring 30 or more points have come against Mississippi State in 2020 (44-34), Missouri in 2020 (45-41) and Texas A&M in 2018 (74-72 in 7 OTs).

### LSU's 31 Sacks Ranks No. 3 in SEC

Fourteen LSU defenders have combined for 31 sacks in 2021 at 3.1 per game as the Tigers rank No. 4 in the SEC and No. 18 in the nation. BJ Ojulari leads the team with 6.0 sacks. Maason Smith is behind him with 4.0 sacks. LSU finished with eight sacks against McNeese, which tied for the second most in a game in school history. ry.

### Johnson Now In LSU Top 5 For Passing TDs In A Season

QB Max Johnson has thrown 22 TD passes in 2021, which ranks the sophomore in the LSU Top 5 for passing touchdowns in a season. Johnson currently ranks No. 2 in the SEC and No. 12 nationally in passing TDs. Prior to Joe Burrow's NCAA record season in 2019, the LSU record for TDs in a season was 28 by Matt Mauck in 2003 and Jamarcus Russell in 2006.

1.	^60	Joe Burrow	2019
2.	28	JaMarcus Russell	2006
	28	Matt Mauck	2003
4.	22	Max Johnson	2021
	22	Zach Mettenberger	2013





### Johnson-Boutte TD Combo in the LSU Charts

LSU's passing combination of QB Max Johnson and WR Kayshon Boutte combined for 14 TDs in only 12 games on the field together. The 14 passing TD combination ranks No. 6 in school history .

All-Time LSU Quarterback-Receiver TD Combinations:

1.	24	Joe Burrow-Justin Jefferson
2.	23	Joe Burrow-Ja'Marr Chase
	23	JaMarcus Russell-Dwayne Bowe
3.	21	Tommy Hodson-Wendell Davis
5.	15	Zach Mettenberger-Jarvis Landry
6.	<b>14</b>	<b>Max Johnson-Kayshon Boutte</b>
	14	Tommy Hodson-Tony Moss
	14	Matt Mauck-Devery Henderson

### Johnson First LSU QB With 3 Passing TDs of 40+ Yards In A Game Since 1999

Against Mississippi State, LSU QB Max Johnson became the first Tiger to have three passing TDs of 40 or more yards in a game since the 1999 season when Rohan Davey did it in a win over Arkansas in the season-fina. On Saturday, Johnson had TD passes of 64 yards to Kayshon Boutte, 58 yards to Trey Palmer and 41 yards to Kole Taylor. In 1999, Davey's TD passes covered 67 and 60 yards to Reggie Robinson and 48 yards to Rondell Mealey.

### Johnson Becomes Third LSU QB to Throw for 5+ TDs

Against Central Michigan, Johnson went 26-for-35 for 372 yards and five touchdowns. Johnson joined Zach Mettenberger and Joe Burrow as the only quarterbacks in school history to throw for five or more touchdowns in a game.

#### Touchdown Passes in a Game:

7	Joe Burrow vs. Oklahoma	2019
6	Joe Burrow at Vanderbilt	2019
<b>5</b>	<b>Max Johnson vs. Central Michigan</b>	<b>2021</b>
5	Joe Burrow vs. Clemson	2019
5	Joe Burrow at Ole Miss	2019
5	Joe Burrow vs. Utah State	2019
5	Joe Burrow vs. Georgia Southern	2019
5	Zach Mettenberger vs. UAB	2013

### LSU Defense Has Historic Performance Against Alabama

Even though LSU came up short in the final score against Alabama, the Tiger defense had a historic night against the Crimson Tide. Down eight players who have started at least 3 games this year, LSU held Alabama to only 6 rushing yards, the fewest ever for the Crimson Tide in a SEC game. In addition, the Tiger held the Crimson Tide to season lows for first downs (16), points (20), and total yards (308). The Tigers also forced Alabama to punt a season-high 6 times. Alabama's final five possessions of the game ended with four punts and a turnover. LSU also snapped Alabama's streak of consecutive games with at least 30 points at 34.

### Ty Davis-Price Sets LSU Single-Game Rushing Record Against Florida

Junior RB Ty Davis-Price set the LSU single-game rushing record against Florida with 287 yards on 36 carries. Davis-Price broke the previous mark of 285 set by Derrius Guice against Texas A&M in 2016. Davis-Price's 287 rushing yards were the most ever against a Florida defense, breaking the previous mark of 238 set by Georgia's Heisman Trophy winning running back Herschel Walker in 1980. It also stands as the 10th-highest single-game rushing total in Southeastern Conference history. Davis-Price scored on runs of 18, 40 and 25 yards as he averaged a staggering 8.0 yards per carry on 36 attempts. The 36 rushing attempts tie for the sixth-highest total in LSU history, while his 8.0 yards per carry set the school mark on a minimum of 30 carries in a game. His 287 yards also rank as the most in the FBS in 2021.

### Walk-On Blocking TE Jack Mashburn Impact Felt In Running Game

Jack Mashburn, a former high school quarterback turned college tight end, has played a significant role in LSU's running game success. Mashburn, a sophomore walk-on, was inserted into the lineup against Kentucky and his blocking ability immediately paid off for LSU as the Tigers had their best rushing game of the season with 147 yards. In last week's 49-42 win over Florida, Mashburn started for the first time in his career and helped pave the way for a record rushing day for running back Ty Davis-Price. Mashburn had several critical blocks that sprung Davis-Price for big gains. Davis-Price finished with a school-record 287 yards and 3 TDs against Florida.

### LSU's Defense Scores For Second Time In 2021 Against Florida

LSU's defense scored for the second time this year against Florida when CB Dwight McGlothorn returned an interception 37 yards for a touchdown on the opening possession of the second half. The interception return for a TD extended LSU's lead to 28-13 and came just 48 game-clock seconds after Florida scored on a Hail Mary as time expired in second quarter to cut the Tiger lead to 21-13. LSU's other defensive TD came against Central Michigan when DE Andre Anthony scooped up a fumble and returned in 33 yards for a touchdown.

### Ward Blocks Another Field Goal

LSU S Jay Ward blocked the second field goal of his career against Auburn when he came across the edge to block a 52-yard attempt in the third quarter. The block gave LSU the ball at its own 38-yard line and resulted in a 51-yard field goal from Cade York, giving the Tiges a 19-10 advantage with 3:26 left in the third quarter. Last year in a win over Arkansas, Ward blocked a 44-yard field goal that could have tied the game with 1:24 left in the contest. LSU ran out the final minute of the game in winning, 27-24, in Fayetteville.

### Smith Makes Impact in First Start, Second Game

WR true freshman Deion Smith made an immediate impact against Central Michigan with 135 yards on five receptions and a pair of touchdowns. It marked Smith's second game and first career start. His 100-plus receiving yard game marked the earliest for a true freshman in school history. He is the only true freshman with 100+ receiving yards in his second career game. Smith became the ninth true freshman with 100+ receiving yards in a game and it was the 16th overall. Other true freshmen with 100-yard games:

Kayshon Boutte 2020 (3x)

## #NFLSU

### Active NFL Rosters

Jamal Adams	S	SEA
Kwon Alexander	LB	NO
Odell Beckham Jr.	WR	CLE
Michael Brockers	DT	DET
Joe Burrow	QB	CIN
Tory Carter	FB	TEN
K'Lavon Chaisson	OLB	JAX
Saahdiq Charles	OT	WAS
Ja'Marr Chase	WR	CIN
La'el Collins	OT	DAL
Lloyd Cushenberry	C	DEN
Grant Delpit	S	CLE
Blake Ferguson	LS	MIA
Reid Ferguson	LS	BUF
Leonard Fournette	RB	TAM
Kristian Fulton	CB	TEN
Russell Gage	WR	ATL
Davon Godchaux	DT	NE
Donte Jackson	CB	CAR
Justin Jefferson	WR	MIN
Deion Jones	LB	ATL
Arden Key	DE	SF
Jarvis Landry	WR	CLE
Rashard Lawrence	DT	ARI
Damien Lewis	OG	SEA
Terrace Marshall Jr.	WR	CAR
Tyrann Mathieu	DB	KC
Jalen Mills	FS	NE
Kevin Minter	LB	TAM
Foster Moreau	TE	LV
Patrick Peterson	CB/RS	MIN
Ethan Pocic	C	SEA
Patrick Queen	LB	BAL
Duke Riley	LB	PHI
Tyler Shelvin	DT	CIN
Trai Turner	OG	PIT
Kary Vincent Jr.	DB	DEN
Devin White	LB	TAM
Tre'Davious White	CB	BUF
Andrew Whitworth	OT	LAR
Darrel Williams	RB	KC
Greedy Williams	CB	CLE
Al Woods	DT	SEA

### Injured Reserve

Kwon Alexander	LB	NO
DJ Chark	WR	JAX
Will Clapp	C	NO
Jabril Cox	LB	DAL
Clyde Edwards-Helaire	RB	KC
Danielle Hunter	DE	MIN
Racey McMath	WR	TEN
Jacob Phillips	LB	CLE

### Practice Squad

Tashawn Bower	DE	NE
Tory Carter	FB	TEN
Breiden Fehoko	DT	LAC
Cyril Grayson	WR	TAM
Frank Herron	DL	CAR
Thaddeus Moss	TE	CIN
Rashard Robinson	CB	TAM
Badara Traore	OT	JAX
JaCoby Stevens	S	PHI
Stephen Sullivan	TE	CAR

Deion Smith	2021 (1x)
Malachi Dupre	2014 (1x)
Terrence Toliver	2007 (1x)
Michael Clayton	2001 (3x)
Jerel Myers	1999 (3x)
Abram Booty	1997 (2x)
Eddie Kennison	1993 (1x)
Dan Sandifer	1944 (1x)

### Palmer Adds Another 50+ Yard Scoring Play To His List

WR Trey Palmer added another 50+ yard scoring play to his list against Mississippi State when he scored on a 58-yard pass from Max Johnson in the third quarter. In his career with the Tigers, Palmer has scored on 50+ yards three different ways: 54-yard punt return vs. Northwestern State (2019); 93-yard kickoff return vs. South Carolina (2020) and the 58-yard TD reception against Mississippi State. Palmer is one of only eight players in school history to return both a punt and kickoff for a touchdown.

### LSU Goes With Unique 3-2-6 Defense Against State And It Pays Off

LSU went with a unique 3-2-6 defensive alignment against Mississippi State and the results were impressive as the Tigers held the Bulldogs to only three points over their first seven possessions of the game. With an attitude of keeping the ball in front and “don’t take the cheese” mentality, Mississippi State’s longest passing play of the day was only 29 yards. Mississippi State attempted 62 passes, completing 47 with its average yard per reception being 6.74 yards. A big contrast to a year ago when the Bulldogs threw for 623 yards and 5 TDs in the win over LSU in Tiger Stadium. Mississippi State leads the nation in attempts and completions as they are averaging 56 passes again, completing 42 a contest.

### Anthony’s 33-Yard Fumble Return for TD is 19th in School History

Senior DE Andre Anthony returned a fumble forced by DB Derek Stingley Jr. 33 yards for a touchdown against Central Michigan. The fumble return for a touchdown was the 19th in school history and the first since Michael Divinity Jr. returned one against Texas A&M in 2018 for 58 yards. The fumble return was the fourth longest in school history, the longest in Tiger Stadium and the first at home since Danielle Hunter against Mississippi State in 2014.

### York Sets and Resets Tiger Stadium Record for Long Field Goal

Pk Cade York continued to make history at LSU as the junior set – and then reset – the Tiger Stadium record for longest field goal against McNeese. York broke the previous Tiger Stadium record of 54 yards (held by Wade Richey vs. Kentucky, 1996) when he drilled a 55-yarder in the second quarter against McNeese. York then broke his own mark just over a quarter later when he connected on a 56-yarder to open the fourth quarter.

### Second-Generation Signal Callers

Two of LSU’s quarterbacks are the sons of former NFL QBs. Sophomore Max Johnson is the son of Brad Johnson, who led the Tampa Bay Buccaneers to the Super Bowl XXXVII title over the Oakland Raiders in January 2003. Brad Johnson played in the NFL from 1992-2008 with the Buccaneers, the Minnesota Vikings, the Washington Football Team and the Dallas Cowboys. LSU true freshman QB Garrett Nussmeier is the son of Doug Nussmeier, who played quarterback in the NFL from 1994-98 with the New Orleans Saints, Denver Broncos and Indianapolis Colts. Doug Nussmeier currently works as the quarterbacks coach for the Dallas Cowboys. LSU and Bowling Green are the only FBS teams with two quarterbacks on its roster who are the sons of former NFL starting quarterbacks. Bowling Green’s roster features Matt McDonald (son of Paul McDonald) and Jayden George (son of Jeff George).

### Forty-Seven Tigers Make Active Rosters to Start

Forty-seven former LSU Tigers, the third-most of any school in the nation, appeared on active NFL rosters to start the season. In all, 58 former Tigers earned a spot in the NFL as LSU had two players on injured reserve and another nine on practice squads. The 58 former LSU players are the most on NFL rosters in one season in program history. All seven of LSU’s 2021 draft picks made an NFL roster as well as free agent fullback Tory Carter, who earned a roster spot with the Tennessee Titans. LSU players occupy roster spots on 26 of the 32 NFL franchises with the Cleveland Browns being the current home of the most former Tigers with five – Odell Beckham Jr., Grant Delpit, Jarvis Landry, Jacoby Phillips and Greedy Williams. There are four LSU players in Seattle, Cincinnati, and Tampa Bay. The only franchises currently without an LSU Tiger on its roster include Houston, Green Bay, New York Giants, New York Jets, Chicago Bears and the Indianapolis Colts. Of the 58 former LSU players in the NFL, 40 played for Ed Orgeron.

### Stingley to Wear No. 7

LSU’s two-time All-America cornerback Derek Stingley Jr. will wear No. 7 for the Tigers in 2021. A relatively new tradition at LSU, the No. 7 jersey has become associated with a player who is a dynamic play maker while also displaying all of the qualities necessary to build championship teams around. Some past wearers of the No. 7 jersey for LSU include cornerback Patrick Peterson, defensive back Tyrann Mathieu, running back Leonard Fournette and wide receiver DJ Chark.

### Tigers Present No. 18 Jerseys for 2021

Senior kickoff specialist Avery Atkins joined senior linebacker Damone Clark in wearing the coveted No. 18 in 2021. Atkins was presented with the number by Ed Orgeron on Wednesday, Sept. 1 in Houston during the team meeting. Atkins, who owns every LSU kickoff record, joined the Tigers in 2018 as a walk on and was eventually awarded a scholarship. Clark, a native of Baton Rouge and a product of Southern Lab, has played in 38 games with eight starts during his career.

Atkins and Clark are a part of an elite group of No. 18s at LSU, a tradition that was born in 2003 when quarterback Matt Mauck led the Tigers to their first national title in football since 1958. Mauck’s No. 18 became synonymous with success – both on and off the field – as well as a selfless attitude that has become the epitome of being an LSU football player.

## FUTURE FOOTBALL SCHEDULE

### 2022

Sept. 4	vs. Florida St. (New Orleans)
Sept. 10	SOUTHERN
Sept. 17	MISSISSIPPI STATE
Sept. 24	NEW MEXICO
Oct. 1	at Auburn
Oct. 8	TENNESSEE
Oct. 15	at Florida
Oct. 22	OLE MISS
Nov. 5	ALABAMA
Nov. 12	at Arkansas
Nov. 19	UAB
NOV. 26	at Texas A&M

### 2023

Sept. 3	vs. Florida St. (Orlando)
Sept. 9	GRAMBLING
Oct. 21	ARMY
Nov. 18	GEORGIA ST.

### 2024

TBA	vs. USC (Las Vegas)
Sept. 7	RICE
Sept. 21	UCLA
Sept. 28	SOUTH ALABAMA

### 2025

Aug. 30	at Clemson
Nov. 22	WESTERN KENTUCKY

### 2026

Sept. 5	CLEMSON
---------	---------

### 2027

Sept. 18	at Oklahoma
----------	-------------

### 2028

Sept. 9	OKLAHOMA
---------	----------

### 2029

Sept. 8	ARIZONA STATE
---------	---------------

### 2030

Sept. 7	at Arizona State
---------	------------------

### 2031

Sept. 6	at Utah
---------	---------

### 2032

Sept. 11	UTAH
----------	------

Home games in ALL CAPS

Here is a look at the players to wear No. 18:

<b>Years</b>	<b>Player</b>	<b>Position</b>
2003	Matt Mauck	QB
2004-07	Jacob Hester	RB
2008-09	Richard Dickson	TE
2010	Richard Murphy	RB
2011	Brandon Taylor	S
2012	Bennie Logan	DT
2013	Lamin Barrow	LB
2014	Terrence Magee	RB
2015-16	Tre'Davious White	CB
2017	Christian LaCouture	DL
2017	John David Moore	FB/TE
2018	Foster Moreau	TE
2019	Lloyd Cushenberry III	C
2019	K'Lavon Chaisson	LB
2020	Chris Curry	RB
2020-21	Damone Clark	LB
2021	Avery Atkins	PK

### **LSU's list of college graduates**

Twelve Tigers will take the field in 2021 as college graduates. Eleven players graduated from LSU between August 2020-21. Cornerback Darren Evans transferred to LSU in the fall of 2020 after graduating from Nicholls with his degree in interdisciplinary studies.

<b>Name</b>	<b>Graduation Date</b>	<b>Major</b>
Neil Farrell Jr.	August 2021	Interdisciplinary Studies
Todd Harris Jr.	August 2021	Sport Administration
Cam Lewis	August 2021	Sport Administration
Glen Logan	August 2021	Interdisciplinary Studies
Avery Atkins	May 2021	Kinesiology
Myles Brennan	May 2021	Sport Administration
Ed Ingram	May 2021	Sport Administration
Jared Small	May 2021	Sport Administration
Austin Deculus	December 2020	Sport Administration
Aaron Moffitt	December 2020	Sport Administration
Andre Anthony	August 2020	Sport Administration
Darren Evans	May 2020	Interdisciplinary Studies (Nicholls)

### **Three Tigers Part of 2016 Signing Class**

Andre Anthony, Cam Lewis and Glen Logan will take the field in 2021 as LSU graduates and sixth-year seniors. The trio were a part of the signing class that included NFL draft picks Lloyd Cushenberry III, Kristian Fulton, Rashard Lawrence, Stephen Sullivan, Devin White and Greedy Williams. All on the defensive side, the group has played alongside other NFL draft picks like Jamal Adams, Kendall Beckwith, K'Lavon Chaisson, Jabril Cox, Grant Delpit, Davon Godchaux, Donte Jackson, Arden Key, Jacob Phillips, Patrick Queen and Tre'Davious White. In five years the group has been a part of 47 wins, four bowl wins, and the 2019 SEC Championship and National Championship team.

### **Six New Coaches Make Up Staff**

LSU heads into 2021 with more than half of the staff being new to the program. Daronte Jones and Jake Peetz were named the defensive and offensive coordinators by head coach Ed Orgeron. Blake Baker (linebackers) and Andre Carter (defensive line) were added to the defensive side of the ball. DJ Mangas was appointed as the program's passing game coordinator. Mangas previously served as an analyst alongside Joe Brady on the historic 2019 team. Brad Davis was also appointed as the offensive line coach in June.

### **LSU Adds Three Transfers During Offseason**

The Tigers added a trio of transfers during the offseason as linebacker Mike Jones Jr. (Clemson), safety Major Burns (Georgia) and defensive back Pig Cage (Nicholls) all joined the team. The trio of transfers joins starting center Liam Shanahan (Harvard) and cornerback Darren Evans (Nicholls) as LSU's five active transfers. All five have played with Shanahan owning 11 career starts and Burns starting at safety in the opener.

### **Return Specialist Trey Palmer In Unique Company**

Junior wide receiver Trey Palmer, who also doubles as a return specialist for the Tigers, added his name to an elite list when he returned a kickoff 93 yards for a touchdown last year against South Carolina. Palmer is one of only eight players in LSU history to return both a punt and kickoff for a touchdown in their career. As a freshman, Palmer returned a punt 54 yards for a TD against Northwestern State. Palmer joins a list that includes: 1959 Heisman Trophy winner Billy Cannon, Kevin Faulk, Eddie Kennison, Trindon Holliday, Kenny Konz, Sammy Grezaffi, and Pinky Rohm. A year ago, Palmer became the first LSU player since Eric Martin in 1981 vs. Kentucky to return a kickoff for a touchdown in Tiger Stadium.

### **Brennan Out with Left Arm Injury**

Prior to the start of fall camp on Aug. 2 head coach Ed Orgeron announced that LSU quarterback Myles Brennan suffered a left arm injury that required surgery. Brennan, who started LSU's first three games last year before being injured, could return at some point in 2021. For his career, Brennan has completed 121-of-201 passes for 1,712 yards, 13 touchdowns and six interceptions.

### **Seven Named to Preseason All-SEC Teams**

CB Derek Stingley Jr., PK Cade York, WR Kayshon Boutte, DL Ali Gaye, OL Ed Ingram, CB Eli Ricks and OL Austin Deculus were named to the media and coaches All-SEC preseason teams over the summer. Stingley Jr. appeared on every defensive and top player award watch lists.

### **Faulk, James Named to College Football HOF Ballot**

Kevin Faulk and Bradie James, two of the most decorated players in LSU football history, are among 78 players and seven coaches from the Football Bowl Subdivision included on the 2022 College Football Hall of Fame ballot. One of the all-time LSU greats and a member of the Louisiana Sports, LSU Athletic and New England Patriots Halls of Fame, Faulk helped lead the Tigers to three bowl appearances from 1995-97. He earned first team Associated Press All-America honors as an all-purpose back in 1996. James, who graduated from LSU in 2003 with a degree in sociology, was a first team All-America selection as a senior in 2002. A two-time All-SEC linebacker in 2001 and 2002, James holds LSU's single-season record for tackles in a season with 154.

Faulk and James are looking to join an elite list of LSU Tigers in the College Football Hall of Fame. Former Tigers in the College Football Hall of Fame include: Gus Tinsley,

Ken Kavanaugh Sr., Abe Mickal, Doc Fenton, Tommy Casanova, Billy Cannon, Jerry Stovall, Charles Alexander, Bert Jones, and Glenn Dorsey. Former LSU coaches in the College Football Hall of Fame are Dana Bible, Mike Donahue, Biff Jones, Bernie Moore and Charles McClendon.

#### **Faneca Enshrined into Pro Football HOF**

Former LSU All-America offensive lineman Alan Faneca was formally enshrined into the Pro Football Hall of Fame in August. Faneca was one of eight inductees in the Class of 2021, which also included Louisiana native Peyton Manning, Tom Flores, Calvin Johnson, John Lynch, Bill Nunn, Drew Pearson and Charles Woodson. Faneca became the sixth former LSU player elected to the Pro Football Hall of Fame joining Kevin Mawae, Johnny Robinson, Jimmy Taylor, Y.A. Tittle, and Steve Van Buren.

Faneca, who started as an offensive lineman for the Tigers in the 1990s, played 13 years in the NFL, 10 with the Steelers (1998-2007), two with the New York jets (2008-09) and one with the Arizona Cardinals (2010). At LSU, Faneca was a three-year starter for the Tigers from 1995-97, earning first team All-SEC honors twice as well as winning the Jacobs Blocking Trophy in 1997, which given to the top lineman in the SEC. Faneca was one of three finalists for the Outland Trophy in 1997 and was a consensus All-America that year.

## LSU TIGERS DEPTH CHART

### OFFENSE

WR	11	Brian Thomas Jr.	6-5	198	Fr.-HS
	16	Devonta Lee	6-2	215	Jr.-2L
WR -OR-	33	Trey Palmer	6-1	187	Jr.-2L
	13	Jontre Kirklin	5-11	186	Sr.-4L
LT	61	Cameron Wire	6-6	307	Jr.-1L
	72	Garrett Dellinger	6-5	303	Fr.-HS
	71	Xavier Hill	6-4	306	Fr.-RS
LG	70	Ed Ingram	6-4	320	Sr.-3L
	77	Marlon Martinez	6-5	316	So.-1L
C	56	Liam Shanahan	6-5	300	Sr.-1L
	69	Charles Turner	6-6	284	So.-1L
	71	Xavier Hill	6-4	306	Fr.-RS
RG	57	Chasen Hines	6-3	350	Sr.-3L
	77	Marlon Martinez	6-5	316	So.-1L
	58	Kardell Thomas	6-3	326	So.-SQ
RT	76	Austin Deculus	6-7	325	Gr.-4L
	74	Marcus Dumervil	6-6	289	Fr.-RS
TE	80	Jack Bech	6-2	207	Fr.-HS
	82	Jack Mashburn	6-3	224	So.-1L
	87	Kole Taylor	6-7	247	So.-1L
RB	3	Tyrion Davis Price	6-1	223	Jr.-2L
	21	Corey Kiner	5-10	213	Fr.-HS
-OR-	22	Armoni Goodwin	5-9	185	Fr.-HS
	27	Josh Williams	5-9	194	So.-1L
	26	Tre Bradford	6-0	200	So.-1L
QB	14	Max Johnson	6-5	218	So.-1L
	5	Garrett Nussmeier	6-1	190	Fr.-HS
WR	10	Jaray Jenkins	6-3	198	Jr.-2L
	-OR-	8	Malik Nabers	6-1	188
-OR-	6	Deion Smith	6-3	198	Fr.-HS
	17	Chris Hilton	6-0	178	Fr.-HS

### DEFENSE

DE	0	Maason Smith	6-6	292	Fr.-HS
	53	Soni Fonua	6-4	258	Sr.-2L
	59	Desmond Little	6-5	231	So.-SQ
	35	Savion Jones	6-6	242	Fr.-HS
-OR-	39	Phillip Webb	6-4	241	Fr.-RS
	DT	97	Glen Logan	6-5	303
DT	90	Jacobian Guillory	6-2	326	Fr.-RS
	92	Neil Farrell	6-4	325	Gr.-4L
DT	99	Jaquelin Roy	6-4	297	So.-1L
	DE	8	BJ Ojulari	6-3	244
DE	55	Jarell Cherry	6-2	259	Jr.-1L
	35	Savion Jones	6-6	242	Fr.-HS
-OR-	39	Phillip Webb	6-4	241	Fr.-RS
LB	18	Damone Clark	6-3	240	Sr.-3L
	19	Mike Jones Jr.	6-2	234	So.-Tr.
LB	23	Micah Baskerville	6-2	223	Sr.-3L
	30	Greg Penn III	6-2	221	Fr.-HS
NICK	31	Cameron Lewis	6-1	195	Gr.-2L
	19	Mike Jones Jr.	6-2	234	So.-Tr.
	15	Sage Ryan	5-11	195	Fr.-HS
	38	Pig Cage	5-11	198	Fr.-TR
CB	2	Dwight McGlothern	6-2	186	So.-1L
	24	Darren Evans	6-3	174	Sr.-1L
	26	Damarius McGhee	6-1	162	Fr.-HS
FS	5	Jay Ward	6-1	180	Jr.-2L
	21	Jordan Toles	6-2	203	So.-1L
	6	Derrick Davis Jr.	6-0	198	Fr.-HS
SS	31	Cameron Lewis	6-1	195	Gr.-2L
	4	Todd Harris Jr.	5-11	195	Gr.-3L
CB	25	Cordale Flott	6-2	170	Jr.-2L
	-OR-	29	Raydarious Jones	6-2	171
-OR-	24	Darren Evans	6-3	174	Sr.-1L

### SPECIAL TEAMS

PK	36	Cade York	6-2	206	Jr.-2L
	43	Preston Stafford	6-0	171	Jr.-SQ
KO	18	Avery Atkins	6-0	218	Sr.-3L
	36	Cade York	6-2	206	Jr.-2L
P	18	Avery Atkins	6-0	218	Sr.-3L
	38	Peyton Todd	6-4	228	Fr.-HS

LS	48	Quentin Skinner	6-0	241	So.-1L
	47	Max Peterson	5-11	213	Fr.-RS
HOLD	18	Avery Atkins	6-0	218	Sr.-3L
KOR	33	Trey Palmer	6-1	187	Jr.-2L
	27	Josh Williams	5-9	194	So.-1L
PR	33	Trey Palmer	6-1	187	Jr.-2L

## ASSISTANT COACHES



### Blake Baker

Linebackers

**YEAR AT LSU:** First  
**BIRTHDATE:** July 10, 1982 in Houston, Texas  
**WIFE:** Roslyn  
**CHILDREN:** Anderson, Byron, Brady  
**HIGH SCHOOL:** Clear Lake High School  
**COLLEGE:** Tulane, 2008



### Mickey Joseph

Wide Receivers/Assistant Head Coach

**YEAR AT LSU:** Fourth  
**BIRTHDATE:** March 5, 1968, in New Orleans, La.  
**WIFE:** Priscilla  
**CHILDREN:** Jacob, Zachary, Makiyah, Maya, Malania  
**HIGH SCHOOL:** Archbishop Shaw HS  
**COLLEGE:** Nebraska, 1993



### Andre Carter

Defensive Line

**YEAR AT LSU:** First  
**BIRTHDATE:** May 12, 1979 in Capital Heights, Md.  
**WIFE:** Bethany  
**CHILDREN:** Aysha, Quincy  
**HIGH SCHOOL:** Oak Grove (San Jose, Calif.)  
**COLLEGE:** California, 2016



### DJ Mangas

Passing Game Coordinator

**YEAR AT LSU:** Second (1st as Passing Game Coordinator)  
**BIRTHDATE:** February 22, 1989 in Chantilly, Virginia  
**HIGH SCHOOL:** Paul IV High School  
**COLLEGE:** William & Mary, 2012



### Brad Davis

Offensive Line

**YEAR AT LSU:** First  
**BIRTHDATE:** February 17, 1980, in Baton Rouge, La.  
**WIFE:** Anecia  
**CHILDREN:** Bradley, Brayden  
**HIGH SCHOOL:** Belaire High School  
**COLLEGE:** Oklahoma, 2003



### Greg McMahon

Special Teams

**YEAR AT LSU:** Fourth  
**BIRTHDATE:** January 2, 1960, in Rantoul, Ill.  
**WIFE:** Linda  
**CHILDREN:** Drew, Lisa, Sam  
**HIGH SCHOOL:** Rantoul Township High School  
**COLLEGE:** Eastern Illinois, 1982



### Kevin Faulk

Running Backs

**YEAR AT LSU:** Fourth (Second as Running Backs)  
**BIRTHDATE:** June 5, 1976 in Lafayette, La.  
**WIFE:** LaTisha  
**CHILDREN:** Tanasha, Kevin III, Kevione  
**HIGH SCHOOL:** Carencro HS  
**COLLEGE:** LSU, 1999



### Jake Peetz

Offensive Coordinator

**YEAR AT LSU:** First  
**BIRTHDATE:** April 5, 1983 in O'Neill, Nebraska  
**WIFE:** Maggie  
**CHILDREN:** Gianna, Julia, John Robert, Emma, William, George  
**HIGH SCHOOL:** St. Mary's High School  
**COLLEGE:** Nebraska, 2005



### Daronte Jones

Defensive Coordinator

**YEAR AT LSU:** First  
**BIRTHDATE:** November 11, 1978 in Capital Heights, Md.  
**FIANCEE:** Jean Kuei  
**HIGH SCHOOL:** Bishop McNamara (Maryland)  
**COLLEGE:** Morgan State, 2001



### Corey Raymond

Cornerbacks/Recruiting Coordinator

**YEAR AT LSU:** Tenth  
**BIRTHDATE:** Sept. 28, 1969, in New Iberia, La.  
**CHILDREN:** Cody, Ariel, Christopher and Madison  
**HIGH SCHOOL:** New Iberia HS  
**COLLEGE:** LSU, 1993



# 3

## Andre Anthony

**Defensive End**  
**6-4 • 251 • Sr. • 3L**  
**New Orleans, La.**  
**Edna Karr High School**

- 2017 SEC Academic Honor Roll
- 2020 LSU Graduate (Sports Administration)

Starting defensive end for the Tigers who was in his sixth year at LSU; however, he suffered a season-ending knee injury on Sept. 18 vs. Central Michigan ... Originally signed with the Tigers in 2016 ... Redshirted as a true freshman and developed into a top defensive end ... Has played linebacker during his career, but has found a home at defense end, specializing as an edge rusher for the Tigers ... Has played in 35 games during his career, starting 16 times ... 53 career tackles and 10.5 sacks ... Graduated in August of 2020 with a degree in sports administration.

### GRADUATE SEASON (2021)

Scored his first LSU career touchdown with a first-quarter, 33-yard fumble return on September 18 vs. Central Michigan ... Collected five total tackles and a career-best 2.5 sacks (-20 yards) in Sept. 11 win over McNeese ... Recorded a sack (-9 yards) and a 1.5 tackles for loss (-10 yards) on Sept. 4 at UCLA.

### ANDRE ANTHONY'S CAREER HIGHS

Tackles: 6 at Vanderbilt, 2020  
 Tackles for loss: 2.5 vs. McNeese, 2021  
 Sacks: 2.5 vs. McNeese, 2021  
 Quarterback Hurries: 2 at Florida, 2020  
 Fumble recoveries: 1 2x - vs. Southeastern Louisiana; vs. Central Michigan, 2021

### ANDRE ANTHONY'S CAREER STATISTICS

YEAR	G-GS	UT	AT	TT	TFL	Sacks	PBU	QBH	INT	FF	FR
2017	0-0	0	0	0	0	0	0	0	0	0	0
2018	13-3	5	9	14	0.5-4	0.5-4	0	2	0	0	1
2019	9-2	4	5	9	1.0-2	1.0-2	1	0	0	0	0
2020	10-8	13	11	24	5.5-26	5.5-26	1	4	0	0	0
2021	3-3	3	5	8	4.0-30	3.5-29	0	0	0	0	1
<b>Total</b>	<b>35-16</b>	<b>25</b>	<b>30</b>	<b>55</b>	<b>11.0-62</b>	<b>10.5-61</b>	<b>2</b>	<b>6</b>	<b>0</b>	<b>0</b>	<b>2</b>



# 18

## Avery Atkins

**Placekicker/Kickoff Specialist/Punter**  
**6-0 • 218 • Sr. • 3L**  
**Auburn, Ala.**  
**Auburn High School**

- 2021 LSU Graduate (Kinesiology)
- 2020 SEC Academic Honor Roll
- 2019 SEC Academic Honor Roll
- 2018 SEC Academic Honor Roll

Extremely talented kicker that has tremendous leg strength with outstanding technique and pinpoint accuracy ... Serves as LSU's kickoff specialist for the fourth straight year in 2021 and is the Tigers' punter this season for the first time in his career ... Wears No. 18 after being awarded the jersey prior to the start of the 2021 season ... The No. 18 is worn by the LSU player that best represents the values of the program on and off the field ... Has had a big impact on LSU's success as 84 percent (268-of-319) of his kickoffs have gone for touchbacks ... Has played in 48 games with 319 kickoffs ... Of his 319 kickoffs, only two have gone out of bounds ... Set LSU single-season records for kickoffs (131) and touchbacks (131) in 2019 ... LSU career record holder for kickoffs (319), kickoff yards (20,159) and touchbacks (268) ... Three-time member of the SEC Academic Honor Roll ... Graduated in May of 2021 with a degree in kinesiology.

### SENIOR SEASON (2021)


Posted six punts for a 44.5 average, including a long of 52 yards, in Nov. 13 game vs. Arkansas ... Punted five times for a 40.2 yard average at Alabama on Nov. 6; also recorded two touchbacks on kickoffs ... Booted three punts for a 51.0 yard average in Oct. 23 Ole Miss game and recorded touchbacks on both of his kickoffs ... Punted three times for a 53.3 yard average at Kentucky on Oct. 9, tying his career long of 55 yards ... Punted four times for a 40.8 yard average (long 45) with three kicks inside the 20 in Oct. 2 game vs. Auburn; also kicked off six times with five touchbacks ... Recorded five touchbacks in five kickoffs vs. Miss. State on Sept. 25; also punted five times for a 39.4 yard average, with two kicks inside the 20 and a long of 52 yards ... Kicked off seven times in Sept. 18 game vs. Central Michigan, all for touchbacks; also punted four times vs. CMU for a 45.2 yard average with a long of 55 ... Punted seven times for a 39.1 yard average (long of 47) vs. McNeese on Sept. 11, with three kicks inside the 20-yard line; also kicked off seven times with five touchbacks ... Made his LSU debut as a punter on Sept. 4 at UCLA, punting six times for a 40-yard average, including a long punt of 47 yards and four boots downed inside the 20-yard line ... also kicked off five times at UCLA with three touchbacks.

### AVERY ATKINS' CAREER HIGHS

Kickoffs: 11, 4x (Last: vs. Ole Miss, 2020)  
 Kickoff Yards: 715 at Vanderbilt, 2019  
 Touchbacks: 11 at Vanderbilt, 2019

### AVERY ATKINS' CAREER KICKOFF STATISTICS

Year	G	No.	Yds.	Avg.	TB	OB
2018	13	79	5,014	63.5	71	0
2019	15	131	8,218	62.7	110	1
2020	10	60	3,759	62.7	46	1
2021	10	49	3,168	64.7	41	0
<b>Total</b>	<b>50</b>	<b>319</b>	<b>20,159</b>	<b>63.2</b>	<b>268</b>	<b>2</b>



# 23

## Micah Baskerville

**Linebacker**  
**6-2 • 223 • Sr. • 3L**  
**Shreveport, La.**  
**Evangel Christian Academy**

Veteran on the defensive side of the ball who has been a key contributor at linebacker during his career ... Will be counted on for leadership and increased production as a senior ... Good instincts and can make plays from sideline to sideline ... Has played in 38 games with 18 starts in four years with the Tigers ... Also contributes on special teams ... For career has 159 tackles to go along with 17.0 tackles for loss, one interception and three sacks.

### SENIOR SEASON (2021)

Played a tremendous game vs. Arkansas on Nov. 13, posting career highs of 12 tackles, 3.5 tackles for loss (-17 yards) and two sacks (-13 yards) ... Recorded seven tackles in Nov. 6 Alabama game with one quarterback hurry ... LSU's second-leading tackler in Oct. 23 Ole Miss game with nine total stops ... Posted nine tackles and returned his first career interception 54 yards to set up a TD in Oct. 16 win over Florida ... LSU's second-leading tackler at Kentucky on Oct. 9 with seven total stops ... Recorded two assisted tackles in Oct. 2 game vs. Auburn ... LSU's second-leading tackler in Sept. 25 win at Miss. State with 11 total stops and 0.5 tackle for loss (-1 yard); also had one pass break-up ... Recorded six tackles, including 1.5 tackles for loss (-3 yards) in Sept. 18 game vs. Central Michigan ... Collected three tackles and one pass break-up in Sept. 11 win over McNeese ... Recorded five tackles (four solo, one assist) in Sept. 4 opener at UCLA, including 2.5 tackles for loss (-3 yards).

### MICAH BASKERVILLE'S CAREER HIGHS

Tackles: 12, 2x - at Texas A&M, 2020; vs. Arkansas, 2021  
 Tackles for loss: 3.5 vs. Arkansas, 2021  
 Sacks: 2.0 vs. Arkansas, 2021  
 Interceptions: 1 vs. Florida, 2021

### MICAH BASKERVILLE'S CAREER STATISTICS

YEAR	G-GS	UT	AT	TT	TFL	Sacks	PBU	QBH	INT	FF	FR
2018	8-1	7	11	18	0.5-1	0-0	0	0	0	0	0
2019	12-0	10	5	15	4.0-10	1.0-1	1	0	0	0	0
2020	8-7	30	25	55	4.5-8	0-0	0	2	0	1	0
2021	10-10	32	39	71	8.0-24	2.0-13	2	1	1	0	0
<b>Total</b>	<b>37-17</b>	<b>79</b>	<b>80</b>	<b>159</b>	<b>17.0-43</b>	<b>3.0-14</b>	<b>3</b>	<b>3</b>	<b>1</b>	<b>1</b>	<b>0</b>



# 80

## Jack Bech

**Wide Receiver**  
**6-2 • 207 • Fr. • HS**  
**Lafayette, La.**  
**St. Thomas More High School**

Very talented Louisiana product that was considered one of the top prospects in the state as a senior in 2021 ... Excellent ball skills with sure hands, precise route running and the ability to get open ... Will likely be among LSU's receiving rotation ... Can play either tight end or wide receiver, but is a player that will stretch the field no matter where he lines up.

### TRUE FRESHMAN SEASON (2021)

Caught four passes for 66 yards, including a 29-yard TD reception, in Nov. 13 Arkansas game ... Recorded five receptions for 33 yards and an eight-yard TD catch on Nov. 7 at Alabama ... Caught four passes for 81 yards in Oct. 23 game at Ole Miss ... Recorded two catches for 20 yards in Oct. 16 game vs. Florida ... Registered three receptions for 20 yards on Oct. 9 at Kentucky ... Caught seven passes for 84 yards - including a 40-yard reception - in Oct. 2 game vs. Auburn ... Two catches for 13 yards in Sept. 25 win at Miss. State ... Recorded five receptions for 81 yards and a touchdown on Sept. 18 vs. Central Michigan; the touchdown, a 20-yard catch from QB Max Johnson in the first quarter, marked his first career collegiate score ... LSU's leading receiver in Sept. 11 win over McNeese with four catches for 57 yards, including a long of 24 yards ... Made collegiate debut at UCLA on Sept. 4, recording one catch for 17 yards in a starting role.

### JACK BECH'S CAREER HIGHS

Receptions: 7 vs. Auburn 2021  
 Receiving Yards: 84 vs. Auburn, 2021  
 Receiving TDs: 1, 3x - vs. Arkansas, 2021; at Alabama, 2021; vs. Central Michigan, 2021  
 Longest Reception: 40 yards vs. Auburn, 2021



**JACK BECH'S CAREER RECEIVING STATISTICS**

YEAR	G-GS	REC.	YDS.	TD	LONG
2021	9-5	37	472	3	40



# 1

## Kayshon Boutte

**Wide Receiver**  
**6-0 • 185 • So. • 1L**  
**New Iberia, La.**  
**Westgate High School**

- 2020 Freshman All-America (Football Writers Association of America)
- 2020 Freshman All-SEC

One of the nation's best receivers who unfortunately suffered a season-ending foot injury on Oct. 9 at Kentucky ... Emerged as LSU's go-to wide receiver late in 2020 when Terrace Marshall opted out of the season in November ... Set the SEC record for receiving yards in a game in the 2020 season finale against Ole Miss with 308 yards and 3 TDs on 14 receptions in what was one of the most impressive performances in Tiger Stadium history ... Capped true freshman season with three straight 100-yard plus receiving games ... An all-around outstanding receiver who has the ability to score any time he touches the football ... Tremendous hands, speed and route running ability.

### SOPHOMORE SEASON (2021)

Leads the SEC in receiving TDs (9); ranked No. 4 in the league in both receptions per game (6.3) and receiving yards per game (84.8) ... Caught eight passes for 73 yards at Kentucky on Oct. 9 ... Logged six receptions for 127 yards, including a 31-yard TD, in Oct. 2 game vs. Auburn ... Caught four passes for 85 yards and two touchdowns in Sept. 25 win over Miss. State, including a career-long 64-yard TD reception on the second play of the third quarter ... Recorded six catches for 44 yards and a touchdown in Sept. 18 game vs. Central Michigan ... Five receptions for 31 yards and two TDs in Sept. 11 win over McNeese ... Recorded nine catches for 148 yards and three TDs in Sept. 4 season opener at UCLA ... became first player in LSU history to catch at least three TD passes in two straight games; he also had three scoring receptions vs. Ole Miss in the final game of the 2020 season.

### KAYSHON BOUTTE'S CAREER HIGHS

Receptions: 14 vs. Ole Miss, 2020  
 Receiving Yards: 308 vs. Ole Miss, 2020  
 Receiving TDs: 3 vs. Ole Miss, 2020; at UCLA, 2021  
 Longest Reception: 64 (TD) at Mississippi State, 2021

### KAYSHON BOUTTE'S CAREER RECEIVING STATISTICS

YEAR	G-GS	REC.	YDS.	TD	LONG
2020	10-5	45	735	5	47 (TD)
2021	6-6	38	509	9	64 (TD)
<b>TOTAL</b>	<b>16-11</b>	<b>83</b>	<b>1,244</b>	<b>14</b>	<b>64 (TD)</b>



# 75

## Anthony Bradford

**Offensive Guard/Tackle**  
**6-5 • 365 • So. • 1L**  
**Muskegon, Mich.**  
**Muskegon High School**

Talented offensive lineman who possesses good feet and superior strength ... Played in seven games as a redshirt freshman in 2020 after seeing action in three games as a true freshman ... Majoring in interdisciplinary studies.

### SOPHOMORE SEASON (2021)

Started and played 52 snaps at left tackle at Ole Miss on Oct. 23, recording three knockdown blocks; however, he suffered a season-ending injury during the game ... Started at left tackle and played 35 snaps in Oct. 16 Florida game with three knockdown blocks ... Starter at left tackle at Kentucky on Oct. 9, logging 46 snaps with three knockdown blocks ... Started the Auburn game on Oct. 2 at left tackle, playing 55 snaps ... Made first LSU career start at offensive guard on Sept. 4 at UCLA.



# 28

## Major Burns

**Defensive Back**  
**6-3 • 178 • Fr. • Trf.**  
**Baton Rouge, La.**  
**Madison Prep/University of Georgia**

Baton Rouge native who transferred to LSU during the spring after spending one season at Georgia ... Gifted defensive back that will push for playing time ... Ball hawk at the safety position ... Played in six games as a true freshman at Georgia in 2020, recording five tackles.

### TRANSFER FRESHMAN SEASON (2021)

Posted two tackles and one pass break-up in Oct. 2 game vs. Auburn ... LSU's third-leading tackler in Sept. 25 win over Miss. State with nine total stops ... Recorded first career LSU interception vs. Central Michigan on Sept. 18, with a return of 18 yards; also recorded three solo stops in the CMU game ... Collected six tackles (five solo) in Sept. 11 win over McNeese ... Made first career LSU start at safety on Sept. 4 at UCLA, recording five solo tackles against the Bruins.

### MAJOR BURNS' CAREER HIGHS

Tackles: 9 at Mississippi State, 2021  
 Interceptions: 1 vs. Central Michigan, 2021

### MAJOR BURNS' CAREER STATISTICS

YEAR	G-GS	UT	AT	TT	TFL	SACKS	PBU	QBH	INT	FF	FR
2021	5-5	16	9	25	0-0	0-0	1	0	1	0	0



# 38

## Pig Cage

**Defensive Back**  
**5-11 • 198 • Fr. • Trf.**  
**Kenner, La.**  
**Archbishop Rummel/Nicholls**

Transfer defensive back from Nicholls ... One of two Nicholls transfers on the LSU roster as he joins cornerback Darren Evans, who joined the Tigers for the 2020 season ... Will add depth to the secondary ... Played as a true freshman during the Southland Conference's spring season for the Colonels ... Had 30 tackles including 11.0 for losses as a freshman at Nicholls.

### TRUE FRESHMAN SEASON AT NICHOLLS (2021 SPRING SEASON)

Played in all seven games as a true freshman ... Had 30 tackles including 11 for loss ... Totaled 2.5 sacks and one forced fumble ... Broke up two passes and had one interception ... Recorded a season-high nine tackles against Southeastern Louisiana.



# 18

## Damone Clark

**Linebacker**  
**6-3 • 240 • Sr. • 3L**  
**Baton Rouge, La.**  
**Southern Lab High School**

Extremely talented player who is in his second year as a starting linebacker for the Tigers ... Learned from two first-round draft picks during his first two seasons at LSU - Devin White in 2018 and Patrick Queen in 2019 ... Wears No. 18 for the second straight season after being awarded the jersey prior to the start of 2020 ... The No. 18 is worn by the LSU player that best represents the values of the program on and off the field ... Played tight end as well as throwing the javelin in high school ... High school teammates with fellow LSU Tigers in running back Tyrion Davis-Price and offensive lineman Kardell Thomas ... Has played in 48 games at LSU with 18 starts ... Has 232 tackles, 18.0 tackles for loss, 7.5 sacks and one interception for his career.

### SENIOR SEASON (2021)

The NCAA leader in tackles with 118 total stops; Clark is tied with Chris Bergin of Northwestern for the national tackles lead ... Recorded 12 stops in Nov. 13 Arkansas game with one sack (-8 yards) and 1.5 tackles for loss (-8 yards) ... Posted eight tackles, 2.0 tackles for loss (-11 yards), 1.0 sack (-10 yards) and one pass break-up in Nov. 6 game at Alabama ... Logged 19 tackles - the third-highest single-game total in school history - on Oct. 23 at Ole Miss; also recorded 1.0 sack (-9 yards), 2.5 tackles for loss (-11 yards) and one forced fumble against the Rebels ... LSU's leading tackler in win over Florida on Oct. 16 with 11 total stops; also recorded the game-clinching interception late in the fourth quarter that preserved the Tigers' 49-42 victory ... Led the Tigers in tackles at Kentucky on Oct. 9 with 14 total stops, including 1.0 tackle for loss (-5 yards) ... LSU's leading tackler with 13 stops in Oct. 2 game vs. Auburn; included 1.0 tackle for loss for -1 yard ... Posted a career-best 15 tackles in Sept. 25 win over Miss. State; also returned a fumble 35 yards to

the Miss. State 35 to set up LSU's first TD of the game ... Recorded six total tackles (five solo), including 1.0 tackles for loss (-2 yards) in Sept. 18 game vs. Central Michigan ... Collected six tackles (four solo) in Sept. 11 win over McNeese; also had 1.0 tackle for loss (-1 yard) ... LSU's leading tackler in Sept. 4 season opener at UCLA, recording 14 total stops (10 solo, 4 assists) and one pass break-up.

#### DAMONE CLARK'S CAREER HIGHS

Tackles: 20 at Ole Miss, 2021  
Tackles for Loss: 2.5 at Ole Miss, 2021  
Sacks: 1.5 at Vanderbilt, 2019  
Interceptions: 1 vs. Florida, 2021

#### DAMONE CLARK'S CAREER STATISTICS

YEAR	G-GS	UT	AT	TT	TFL	SACKS	PBU	QBH	INT	FF	FR
2018	13-0	0	1	1	0-0	0-0	0	0	0	0	0
2019	15-3	17	33	50	4.0-33	3.5-32	0	0	0	0	0
2020	10-5	26	37	63	4.0-18	1.0-10	1	3	0	0	0
2021	10-10	67	51	118	10.0-39	3.0-27	2	0	1	2	1
<b>Total</b>	<b>48-18</b>	<b>110</b>	<b>122</b>	<b>232</b>	<b>18.0-90</b>	<b>7.5-69</b>	<b>3</b>	<b>3</b>	<b>1</b>	<b>2</b>	<b>1</b>



## 3 Tyrion Davis-Price

**Running Back**  
6-1 • 223 • Jr. • 2L  
Baton Rouge, La.  
Southern Lab School

- Walter Camp National Offensive Player of the Week (Oct. 18, 2021)
- SEC Offensive Player of the Week (Oct. 18, 2021)

Hard-nosed running back who is LSU's leading returning rusher in 2021 ... Coming off a 446-yard, 3-TD season a year ago ... Durable and dependable ... Another Baton Rouge area product that has found a home at LSU ... Prepped across town at Southern Lab ... Downhill runner with excellent balance that has ability to navigate through traffic ... Powerful back that can also beat a defender to the edge ... Has played in 34 games during his career, starting 14 times ... 1,578 career rushing yards to go with 15 TDs.

#### JUNIOR SEASON (2021)

No. 5 in the SEC in rushing yards this season with 837 ... Carried 28 times for 106 yards in Nov. 13 Arkansas game ... Rushed 23 times for 104 yards, including a long run of 37 yards, on Nov. 6 at Alabama ... Carried 17 times for 53 yards and one TD on Oct. 23 at Ole Miss ... Set the LSU single-game rushing record on Oct. 16 vs. Florida, running for 287 yards and three touchdowns on 36 carries (8.0 yards per carry) ... Davis-Price's effort marked the most rushing yards ever allowed by Florida to a single back; the previous mark was 238 yards by Georgia's Herschel Walker in 1980 against the Gators ... Davis-Price rushed for 147 yards and two TDs on 22 carries in Oct. 9 game at Kentucky; became 51st player in LSU history to reach the career 1,000-yard rushing mark ... Carried five times for 18 yards in Oct. 2 game vs. Auburn; also caught one pass for nine yards ... Rushed 13 times for 51 yards, including a long of 18 yards, in Sept. 25 win over Miss. State ... Recorded eight carries for 37 yards (long of 21 yards) in Sept. 11 win over McNeese; also caught one pass for 21 yards vs. McNeese ... Rushed 13 times for 30 yards at UCLA on Sept. 4, with a long run of eight yards.

#### TYRION DAVIS-PRICE'S CAREER RUSHING HIGHS

Rush attempts: 36 vs. Florida, 2021  
Rushing yards: 287 vs. Florida, 2021  
Rushing TDs: 3 vs. Florida, 2021  
Longest Rush: 40 (TD) vs. Florida, 2021

#### TYRION DAVIS-PRICE'S CAREER RECEIVING HIGHS

Receptions: 3 vs. Arkansas  
Receiving yards: 24 vs. Northwestern State, 2019  
Touchdowns: 0  
Long reception: 21 vs. McNeese, 2021

#### TYRION DAVIS-PRICE'S CAREER RUSHING STATISTICS

YEAR	G-GS	ATT.	YARDS	TD	LONG
2019	14-0	64	295	6	33 (TD)
2020	10-4	104	446	3	35 (TD)
2021	10-10	171	837	6	40 (TD)
<b>TOTAL</b>	<b>34-14</b>	<b>339</b>	<b>1,578</b>	<b>15</b>	<b>40 (TD)</b>



## 76 Austin Deculus

**Offensive Tackle**  
6-6 • 331 • Sr. • 4L  
Mamou, La.  
Cy-Fair (Texas) High School

- 2020 SEC Academic Honor Roll
- 2020 LSU Graduate (Sports Administration)

The most experienced player on the LSU roster as he is in his fifth season with the Tigers and fourth as a starter at right tackle ... One of five returning starters on the offensive line for LSU in 2021, joining right guard Chasen Hines, center Liam Shanahan, left guard Ed Ingram and left tackle Cam Wire ... Has appeared in 58 games with 43 starts in his five years at LSU ... Entered 2021 looking to become first player in LSU football history to appear in 60 games in a career ... Starting right tackle in 43 of LSU's last 46 games, including 13 of 15 games during the 15-0 national championship season in 2019 ... Powerful run blocker who also excels in pass protection ... Team leader who has helped mentor LSU's young offensive linemen on and off the field ... Member of LSU's football leadership council ... Has earned his undergraduate degree in sports administration in December of 2020 ... Last name is pronounced deck-you-lus ... Born in Mamou, La., but grew up in Cypress, Texas, where he graduated from high school.

#### GRADUATE SENIOR SEASON (2021)

Played 86 snaps in Nov. 13 Arkansas game with two knockdown blocks ... Logged 77 snaps in Nov. 6 game at Alabama ... Recorded 71 snaps on Oct. 23 at Ole Miss with one knockdown block, grading out the best among the Tiger O-linemen ... Logged 71 snaps in Oct. 16 win over Florida ... Played 74 snaps on Oct. 9 at Kentucky, posting two knockdown blocks ... Recorded the second-highest grade among LSU linemen in the Oct. 2 Auburn game, playing 76 snaps ... Logged 52 snaps in SEC opener at Miss. State on Sept. 25 and posted the third-highest grade among the Tiger O-linemen ... Started and played 60 snaps vs. Central Michigan on Sept. 18, recording one knockdown block.



## 72 Garrett Dellinger

**Offensive Line**  
6-5 • 303 • Fr. • HS  
Clarkston, Mich.  
Clarkston High School

Gifted offensive lineman that will likely see playing time in 2021 as a true freshman ... Has made tremendous strides since joining the Tigers in the spring of 2021 ... Graduated from high school early and enrolled at LSU in January ... Participated in spring practice ... Can play guard or tackle ... Has all of the tools necessary to become LSU's next dominant offensive lineman.

#### FRESHMAN SEASON (2021)

Started at left guard in Nov. 13 Arkansas game, logging 85 snaps in the contest ... Played 29 snaps in a reserve role at Ole Miss on Oct. 23 ... Made first career collegiate start at left tackle in Sept. 25 win at Mississippi State ... recorded two knockdown blocks in nine total snaps against McNeese on Sept. 11.



## 74 Marcus Dumervil

**Offensive Line**  
6-5 • 310 • Fr. • RS  
Lauderdale Lakes, Fla.  
St. Thomas Aquinas High School

Another young and talented offensive lineman that will be counted on for snaps in 2021 ... Can play either tackle position ... Possesses good technique and footwork ... Strong upper body ... Redshirted as a true freshman in 2020 after appearing in one contest ... Nephew of former NFL standout Elvis Dumervil ... High school teammates with fellow LSU offensive lineman Marlon Martinez.

#### REDSHIRT FRESHMAN SEASON (2021)

Made first career start as an extra blocking lineman in Nov. 13 game vs. Arkansas ... Recorded 19 snaps in Oct. 23 Ole Miss game ... Played nine total snaps vs. McNeese on Sept. 11, recording one knockdown block.



## 4 John Emery Jr.

**Running Back**  
6-0 • 215 • Jr. • 2L  
St. Rose, La.  
Destrehan High School

An every-down back that can catch the ball out of the backfield and protect the quarterback on passing downs ... Explosive player with breakaway speed ... Won't get caught from behind ... Has the toughness to run between the tackles as well ... Excels when hitting the edge ... Played in 19 games in his LSU career with 566 rushing yards and seven touchdowns.

#### JOHN EMERY JR.'S CAREER RUSHING HIGHS

Rushing attempts: 18 vs. South Carolina, 2020  
Rushing yards: 103 at Vanderbilt, 2020

Rushing TDs: 1, 7x (Last: vs. Alabama)  
 Long rush: 54 vs. Alabama, 2020

**JOHN EMERY JR.'S CAREER RECEIVING HIGHS**

Receptions: 4 vs. Utah State, 2019  
 Receiving yards: 34 vs. Utah State, 2019  
 Receiving TDs: 0  
 Long reception: 17 vs. Georgia Southern, 2019

**JOHN EMERY JR.'S CAREER RUSHING STATISTICS**

YEAR	G-GS	NO.	YARDS	TD	LONG
2019	10-0	39	188	4	39 (TD)
2020	9-3	75	378	3	54 (TD)
<b>TOTAL</b>	<b>19-3</b>	<b>114</b>	<b>566</b>	<b>7</b>	<b>54 (TD)</b>

**JOHN EMERY JR.'S CAREER RECEIVING STATISTICS**

YEAR	REC.	YARDS	TD	LONG
2019	6	60	0	17
2020	14	73	0	11
<b>TOTAL</b>	<b>20</b>	<b>133</b>	<b>0</b>	<b>17</b>



**24**  
**Darren Evans**

**Cornerback**  
**6-3 • 174 • Sr. • 1L**  
**Baton Rouge, La.**  
**Glen Oaks High School/Nicholls**

Playing in his second year with the Tigers in 2021 after transferring from Nicholls prior to the 2020 season ... Good cover corner who earned second team All-Southland Conference honors as a sophomore at Nicholls in 2018 ... Appeared in nine games for LSU in 2020.

**SENIOR SEASON (2021)**

Started at corner in Nov. 13 Arkansas game, recording two tackles, one pass break-up and one QB hurry ... Made second career start in Nov. 7 game at Alabama, posting one tackle ... Recorded two solo stops on Oct. 23 at Ole Miss ... Collected two pass break-ups and one tackle in Oct. 16 win over Florida ... Made two tackles each in games vs. Auburn (Oct. 2), Central Michigan (Sept. 18) and McNeese (Sept. 11).

**DARREN EVANS' LSU CAREER HIGHS**

Tackles: 2, 7x (Last: vs. Arkansas, 2021; First: vs. Mississippi State, 2020)  
 Tackles for Loss: 0  
 Interceptions: 0  
 Pass Break-Ups: 2 vs. Florida, 2021

**DARREN EVANS' LSU CAREER STATISTICS**

YEAR	G-GS	UT	AT	TT	TFL	SACKS	PBU	QBH	INT	FF	FR
2020	9-1	5	1	6	0	0	0	0	0	0	0
2021	10-2	9	4	13	0	0	3	1	0	0	0
<b>TOTAL</b>	<b>19-3</b>	<b>14</b>	<b>5</b>	<b>19</b>	<b>0</b>	<b>0</b>	<b>3</b>	<b>1</b>	<b>0</b>	<b>0</b>	<b>0</b>



**94**  
**Joseph Evans**

**Defensive Tackle**  
**6-1 • 306 • So. • 2L**  
**Haynesville, La.**  
**Haynesville High School**

Has been declared unavailable for the remainder of the season after appearing in the Tigers' first five games ... A run-stopper in the middle of the defensive line for the Tigers ... Spent time briefly on the offensive side of the ball before finding a permanent home at defensive tackle ... The move to offense, albeit briefly, showed his versatility ... Has seen action in 16 games with nine starts during his career.

**JUNIOR SEASON (2021)**


Recorded two stops in Sept. 25 win at Miss. State ... Collected four total tackles in Sept. 18 game vs. Central Michigan, including one tackle for loss (-3 yards) ... Started the Sept. 11 game vs. McNeese and recorded one tackle for loss (-2 yards) ... Made his sixth career start in Sept. 4 season opener at UCLA.

**JOSEPH EVANS' CAREER HIGHS**

Tackles: 4 vs. Central Michigan, 2021  
 Tackles for Loss: 1.0 2x: vs. McNeese 2021; vs. Central Michigan, 2021

**JOSEPH EVANS' CAREER STATISTICS**

YEAR	G-GS	UT	AT	TT	TFL	SACKS	PBU	QBH	INT	FF	FR
2019	4-0	2	5	7	0-0	0-0	0	0	0	0	0
2020	7-5	3	10	13	0.5-1	0-0	0	0	0	0	0
2021	5-4	3	5	8	2.0-5	0-0	0	0	0	0	0
<b>TOTAL</b>	<b>16-9</b>	<b>8</b>	<b>20</b>	<b>28</b>	<b>2.5-6</b>	<b>0-0</b>	<b>0</b>	<b>0</b>	<b>0</b>	<b>0</b>	<b>0</b>



**92**  
**Neil Farrell Jr.**

**Defensive Tackle**  
**6-4 • 319 • Sr. • 3L**  
**Mobile, Ala.**  
**Murphy High School**

- 2021 LSU Graduate (Interdisciplinary Studies)
- 2020 SEC Academic Honor Roll

Veteran defensive lineman that can play either inside or outside ... Returned for a fifth season in 2021 ... Leader on and off the field for the Tigers ... Serves as an on the field mentor to LSU's younger defensive linemen ... Has played in 50 games with 19 starts during his career ... 135 career tackles to go along with 21.5 tackles for loss and 7.5 sacks ... Named to the 2020 SEC Academic Honor Roll ... Graduated in August of 2021 with a degree in interdisciplinary studies.

**GRADUATE SEASON (2021)**

Recorded one tackle in Nov. 13 game vs. Arkansas ... Posted seven tackles, 2.5 tackles for loss (-17 yards) and 1.0 sack (-11 yards) in Nov. 6 game at Alabama ... Recorded a superb performance at Ole Miss on Oct. 23, recording seven tackles, 3.0 tackles for loss (-15 yards) and 1.0 sack (-8 yards) ... Made seven tackles, including a 0.5 tackle for loss, in Oct. 16 win over Florida; also blocked the extra point after the Gators' first touchdown ... Recorded three tackles on Oct. 9 at Kentucky ... Credited with one QB hurry on Oct. 2 vs. Auburn ... Made four tackles in Sept. 25 win at Miss. State ... Registered three tackles, including 1.5 tackles for loss, (-1 yard) in Sept. 18 game vs. Central Michigan ... Collected two tackles and a pass break-up in Sept. 11 win over McNeese ... Recorded two tackles in Sept. 4 season opener at UCLA, including one tackle for loss (-1 yard).

**NEIL FARRELL JR.'S CAREER HIGHS**

Tackles: 8 vs. Georgia Southern, 2019  
 Tackles for Loss: 3.0 at Ole Miss, 2021  
 Sacks: 1.5 vs. Southeastern Louisiana, 2018  
 Forced Fumbles: 1, 2x (Last: at Texas A&M, 2020; First: vs. Texas A&M, 2019)

**NEIL FARRELL JR.'S CAREER STATISTICS**

YEAR	G-GS	UT	AT	TT	TFL	SACKS	PD	QBH	INT	FF	FR
2017	5-0	1	4	5	0.0-0	0.0-0	0	1	0	0	0
2018	10-0	10	13	23	4.0-22	1.5-14	1	2	0	0	0
2019	15-3	15	31	46	7.0-19	3.0-12	1	4	0	1	0
2020	10-6	9	16	25	2.5-17	1.0-10	1	0	0	1	0
2021	10-10	14	22	36	8.0-35	2.0-19	1	1	0	0	0
<b>Total</b>	<b>50-19</b>	<b>49</b>	<b>85</b>	<b>135</b>	<b>21.5-93</b>	<b>7.5-55</b>	<b>4</b>	<b>8</b>	<b>0</b>	<b>2</b>	<b>0</b>



**25**  
**Cordale Flott**

**Cornerback**  
**6-2 • 170 • Jr • 2L**  
**Saraland, Ala.**  
**Saraland High School**

LSU's starting nickel back at the beginning of the year; has also started at cornerback after injuries to corners in the LSU secondary ... Is basically an every down player in LSU's scheme due to the spread offenses the Tigers face each week ... Can easily slide into the cornerback position if necessary ... Has great range and tackling ability ... Tremendous cover skills and won't get beat on a deep ball ... Great instincts and has a knack for finding the football ... Played in 32 games for career, starting 18 times ... 89 career tackles with 11 passes defended and one interception.

**JUNIOR SEASON (2021)**

Posted six tackles in Nov. 13 Arkansas game ... Recorded two tackles in Oct. 23 game at Ole Miss ... Registered three tackles and one pass break-up on Oct. 16 vs. Florida ... Posted three tackles on Oct. 9 at Kentucky ... Recorded six tackles and a pass break-up in Oct. 2 game vs. Auburn ... Played a tremendous game at Miss. State on Sept. 25, recording eight tackles, his first career interception and a forced fumble that LSU recovered to set up a first-quarter touchdown ... Registered three solo tackles in Sept. 18 game vs. Central Michigan ... Collected four total tackles, including one tackle for loss (-3 yards), in Sept. 11 win over McNeese ... Recorded two tackles and one pass break-up on Sept. 4 at UCLA.

**CORDALE FLOTT'S CAREER HIGHS**

Tackles: 8 at Mississippi State, 2021; at Texas A&M, 2020  
 Tackles for Loss: 2.0 at Vanderbilt, 2020  
 Interceptions: 1 at Mississippi State, 2021  
 Pass Breakups: 2 at Texas A&M, 2020

**CORDALE FLOTT'S CAREER STATS**

YEAR	G-GS	UT	AT	TT	TFL	SACKS	PD	QBH	INT	FF	FR
2019	14-1	9	6	15	0-0	0-0	4	1	0-0	0	0
2020	10-10	31	12	43	4.5-18	0-0	4	0	0-0	1	0
2021	9-8	25	12	37	1.0-3	0-0	3	0	1-0	1	0
<b>TOTALS</b>	<b>33-19</b>	<b>65</b>	<b>30</b>	<b>95</b>	<b>5.5-21</b>	<b>0-0</b>	<b>11</b>	<b>1</b>	<b>1-0</b>	<b>2</b>	<b>0</b>



# 53

## Soni Fonua

**Defensive End**  
6-4 • 258 • Sr. • 2L  
Salt Lake City, Utah  
East High School/Mesa Community College

Senior defensive end who has worked his way into the rotation on the defensive line ... Former junior college transfer who enters his third season with the Tigers in 2021 ... Quick to the ball and extremely strong ... Has also seen action at linebacker during his LSU career ... Contributes on special teams ... Has played in 16 games (two starts) during his career at LSU with 20 tackles and 4.5 tackles for loss.

### SENIOR SEASON (2021)

Posted four tackles, including two stops for loss (-2 yards) in Nov. 13 Arkansas game ... Made first career start on Nov. 6 at Alabama, posting two tackles and one pass break-up ... Registered three tackles, including 1.0 tackle for loss (-2 yards) on Oct. 23 at Ole Miss ... Logged two solo tackles, including 1.0 tackle for loss (-2 yards) in Oct. 16 win over Florida ... Recorded a career-high five tackles at Kentucky on Oct. 9; also posted 0.5 tackle for loss (-2 yards) ... Made first appearance of the season in Oct. 2 game vs. Auburn, recording two tackles.

### SONI FONUA'S CAREER HIGHS

Tackles: 5 at Kentucky, 2021  
Tackles for loss: 2.0 vs. Arkansas, 2021

### SONI FONUA'S CAREER STATISTICS

YEAR	G-GS	UT	AT	TT	TFL	SACKS	PBU	QBH	INT	FF	FR
2019	4-0	0	0	0	0	0	0	0	0	0	0
2020	7-0	2	5	7	0.5-1	0	0	0	0	0	0
2021	5-2	10	3	13	4.0-6	0	1	0	0	0	0
<b>TOTALS</b>	<b>16-2</b>	<b>12</b>	<b>8</b>	<b>20</b>	<b>4.5-7</b>	<b>0</b>	<b>1</b>	<b>0</b>	<b>0</b>	<b>0</b>	<b>0</b>



# 11

## Ali Gaye

**Defensive End**  
6-6 • 260 • Sr. • 1L  
Edmonds, Wash.  
Edmonds-Woodway High School  
Garden City (Kan.) Community College

### • 2020 Second Team All-SEC (AP, SEC Coaches)

One of college football's top defensive ends in 2021 before suffering a season-ending torn labrum in Oct. 9 game at Kentucky ... Dominant edge rusher who made an immediate impact in his first year with the Tigers in 2020 ... Batted down six passes at the line of scrimmage in 2020 ... Native of Gambia who moved to the United States at the age of 12 ... Celebrated his 10th anniversary of moving to the U.S. in mid-September of 2021 ... On pace to graduate in the spring of 2022.

### SENIOR SEASON (2021)

Logged five tackles and 0.5 sack (-3 yards) on Oct. 9 at Kentucky ... Registered four tackles and one pass break-up in Oct. 2 game vs. Auburn ... Collected six tackles and one sack (-2 yards) in Sept. 25 win at Miss. State ... Recorded four total tackles and one sack (-12 yards) in Sept. 4 season opener at UCLA.

### ALI GAYE'S CAREER HIGHS

Tackles: 6 at Mississippi State, 2021; vs. Ole Miss, 2020  
Tackles for Loss: 2, 3x (Last: vs. Alabama, 2020; First: vs. Mississippi State, 2020)  
Sacks: 1, 4x (Last: at Mississippi State, 2021; First: vs. Mississippi State, 2020)  
Pass Breakups: 3 vs. Mississippi State, 2020  
Interceptions: 1 vs. Ole Miss, 2020  
Forced Fumbles: 1 vs. Ole Miss, 2020  
Fumble Recovery: 1 at Missouri, 2020  
QB Hurries: 2, 2x (Last: at Florida, 2020; First: at Vanderbilt, 2020)

### ALI GAYE'S CAREER STATS

YEAR	G-GS	UT	AT	TT	TFL	SACKS	PBU	QBH	INT	FF	FR
2020	10-10	19	13	32	9.5-37	2.0-14	6	5	1-0	1	1-0
2021	4-4	13	6	19	2.5-17	2.5-17	1	0	0	0	0
<b>TOTAL</b>	<b>14-14</b>	<b>32</b>	<b>19</b>	<b>51</b>	<b>12.0-54</b>	<b>4.5-31</b>	<b>7</b>	<b>5</b>	<b>1-0</b>	<b>1</b>	<b>1-0</b>



# 22

## Armoni Goodwin

**Running Back**  
5-9 • 185 • Fr. • HS  
Trussville, Ala.  
Hewitt-Trussville High School

One of two outstanding freshmen running backs for LSU in 2021 ... Along with fellow freshman Corey Kiner, the duo has been dubbed "Thunder and Lightning" by the rest of the team ... Goodwin is lightning fast with the ability to make defenders miss ... Catches the ball out of the backfield with ease ... Made an immediate impact during summer workouts and camp and is in position to see playing time in 2021.

### FRESHMAN SEASON (2021)

Made collegiate debut vs. McNeese on Sept. 11, rushing two times for 23 yards, including a 21-yard burst.

### ARMONI GOODWIN'S CAREER RUSHING HIGHS

Rushing attempts: 4 at Kentucky, 2021  
Rushing yards: 23 vs. McNeese, 2021  
Rushing TDs: 0  
Long rush: 21 vs. McNeese, 2021

### ARMONI GOODWIN'S CAREER RUSHING STATISTICS

YEAR	G-GS	No.	Yards	TD	Long
2021	6-0	17	65	0	21



# 4

## Todd Harris Jr.

**Safety**  
5-11 • 195 • Sr. • 3L  
Maringouin, La.  
Plaquemine High School

- 2021 LSU Graduate (Sports Administration)
- 2018 SEC Academic Honor Roll

Returning starter at safety for the Tigers in 2021 ... Team leader – both on and off the field ... Physical tackler that can play zone coverage or down in the box ... Has seen action in 39 games during his career with seven starts ... 70 career tackles to go with three interceptions, one tackle for loss and six passes defended ... Member of the 2018 SEC Academic Honor Roll and a 2021 LSU graduate in sports administration.

### TODD HARRIS' CAREER HIGHS

Tackles: 12 vs. Alabama, 2018  
Tackles for Loss: 1 vs. Texas, 2019  
Sacks: 0  
Interceptions: 1, 3x (Last: vs. Ole Miss, 2020)  
Pass Breakups: 2 vs. UCF, 2019 Fiesta Bowl

### TODD HARRIS JR.'S CAREER STATISTICS

YEAR	G-GS	UT	AT	TT	TFL	SACKS	PBU	QBH	INT	FF	FR
2017	13-0	0	4	4	0-0	0-0	0	0	0	0	0-0
2018	11-1	19	12	31	0-0	0-0	3	0	1-0	0	0-0
2019	3-1	3	0	3	1-4	0-0	0	0	0	0	0-0
2020	10-5	20	10	30	0-0	0-0	0	0	2-34	1	0-0
2021	5-0	1	3	4	0-0	0-0	0	0	0	0	0-0
<b>TOTAL</b>	<b>42-7</b>	<b>43</b>	<b>29</b>	<b>72</b>	<b>1-4</b>	<b>0-0</b>	<b>3</b>	<b>0</b>	<b>3-34</b>	<b>1</b>	<b>0-0</b>



# 57

## Chasen Hines

**Offensive Guard**  
**6-3 • 350 • Sr. • 3L**  
**Marshall, Texas**  
**Marshall High School**

Versatile offensive lineman that has found a home at right guard ... Can also play center, a position he served as a backup to in 2019 ... Helped plug holes in an injury-riddled offensive line as a true freshman in 2018 ... Originally came to LSU as a defensive lineman, but switched to the offensive side of the ball during preseason camp in 2018 ... Great attitude that will do whatever is asked of him ... Possesses tremendous athletic ability with great feet and very intelligent ... Has seen action in 34 career games with 16 starts.

### SENIOR SEASON (2021)

Logged 77 snaps at Alabama on Nov. 6, recording three knockdown blocks ... Played 11 snaps in Oct. 16 win over Florida, but was forced to leave the game early due to injury ... Recorded the second-highest grade among Tiger O-linemen on Oct. 9 at Kentucky, playing 74 snaps and posting three knockdown blocks ... Logged 76 snaps on Oct. 2 vs. Auburn, recording one knockdown block ... Posted the second-highest grade among Tiger linemen in Sept. 25 game at Miss. State, logging 49 total snaps ... Graded out the highest among the Tiger linemen on Sept. 18 vs. Central Michigan, playing 62 snaps and recording five knockdown blocks ... Started at right guard in Sept. 4 season opener at UCLA, playing 28 snaps and recording one knockdown block.



# 70

## Ed Ingram

**Offensive Guard**  
**6-4 • 320 • Sr. • 3L**  
**DeSoto, Texas**  
**DeSoto High School**

### • 2021 LSU Graduate (Sports Administration)

Three-year starter on the offensive for the Tigers heading into 2021 ... One of the top linemen in college football and a candidate for national awards ... Teams with Austin Deculus to give LSU two of the most seasoned offensive linemen in college football ... Ingram and Deculus have combined to start 74 games during their LSU careers ... Made an immediate impact during his true freshman season, starting final 12 games in 2017 ... Sat out the 2018 season and re-joined the Tigers on Sept. 20, 2019 ... As talented an offensive lineman as there is in college football ... Dominant in every aspect of the game ... Tremendous technique, power and knowledge of the game ... Has played in 42 games in his career, starting 32 times ... Graduated in May of 2021 with a degree in sports administration.

### SENIOR SEASON (2021)

Recorded 77 snaps at Alabama on Nov. 6, posting the second-highest grade among the Tiger linemen with three knockdown blocks ... Played 71 snaps at Ole Miss on Oct. 23, recording two knockdown blocks ... Posted the highest grade among LSU O-linemen on Oct 16 vs. Florida, logging 72 snaps with one knockdown block and one dominating block ... Played 74 snaps on Oct. 9 at Kentucky, recording nine knockdown blocks ... Posted the best grade among LSU linemen on Oct. 2 vs. Auburn, logging 77 snaps and three knockdown blocks ... Played 54 snaps at Miss. State on Sept. 25 ... Recorded 54 snaps against Central Michigan (Sept. 18), collecting four knockdown blocks ... Played 67 snaps on Sept. 11 vs. McNeese, recording two knockdown blocks and grading out the highest among the Tigers' offensive linemen.



# 10

## Jaray Jenkins

**Wide Receiver**  
**6-3 • 198 • Jr. • 2L**  
**Jena, La.**  
**Jena High School**

A returning starter who has developed into one of LSU's most reliable players in the passing game ... Coming off his best season a year ago with 23 receptions for 397 yards and two TDs ... For career, has played in 27 games with 11 starts ... Has 51 career receptions for 750 yards and five touchdowns.

### JUNIOR SEASON (2021)


Caught one pass for 10 yards in Nov. 13 Arkansas game ... Posted four receptions for 54 yards in Nov. 6 game at Alabama ... Recorded four catches for 52 yards on Oct. 23 at Ole Miss ... Caught four passes for 50 yards, including a career-best three TDs, in Oct. 16 win over Florida ... Grabbed three passes for 39 yards on Oct. 9 at Kentucky ... Caught two passes for 20 yards in Oct. 2 Auburn game ... Recorded two catches for 15 yards in Sept. 25 win at Miss. State ... Caught three passes for 46 yards, including a 17-yard reception, in Sept. 4 season opener at UCLA.

### JARAY JENKINS CAREER HIGHS

Receptions: 5, 2x (First: vs. Northwestern State, 2019; Last: vs. Mississippi State, 2020)  
 Receiving Yards: 85 vs. Mississippi State, 2020  
 Receiving TDs: 3 vs. Florida, 2021  
 Longest Reception: 47 vs. Mississippi State, 2020

### JARAY JENKINS' CAREER RECEIVING STATISTICS

YEAR	G-GS	REC.	YDS.	TD	LONG
2019	7-0	5	67	0	35
2020	10-7	23	397	2	47
2021	10-4	23	286	3	17
<b>TOTAL</b>	<b>27-11</b>	<b>51</b>	<b>750</b>	<b>5</b>	<b>47</b>



# 14

## Max Johnson

**Quarterback**  
**6-5 • 219 • So. • 1L**  
**Watkinsville, Ga.**  
**Oconee County High School**

### • 2020 SEC Offensive Player of the Week (vs. Florida)

First inserted into the starting lineup against Florida in Week 9 of the 2020 season and led the Tigers to back-to-back wins to close out the year ... Left-handed quarterback with tremendous leadership skills ... Can make all the throws necessary to be a winner in the SEC ... Can also make plays with his feet ... Son of a NFL quarterback who grew up learning how to play the position ... A true student of the game that understands every situation and how to get the offense to respond ... Appeared in six games as a true freshman, starting twice ... Earned SEC Offensive Player of the Week honors for his performance in LSU's 2020 win over Florida in Gainesville ... One of only five players in LSU history to throw for 400 or more yards in a game with his 435-yard effort against Ole Miss ... Johnson is the only quarterback in LSU history to throw 3+ TD passes in his first six career starts, which includes the final two games of 2020 and the first four games of 2021 ... Johnson and wide receiver Kayshon Boutte are No. 6 on the all-time LSU QB/WR touchdown connection list, having teamed up for 14 TDs.

### SOPHOMORE SEASON (2021)

Enters the UL Monroe game ranked No. 3 in the SEC in TD passes with 22; he is No. 6 in the league in pass completions (181) and No. 6 in the league in passing yards per game (219) ... Connected on 16 of 32 passes for 160 yards in the Nov. 6 Alabama game with two TDs and one interception ... Played the first two series of the Nov. 13 game vs. Arkansas, completing three of six passes for 21 yards before back-up Garrett Nussmeier was inserted into the contest at quarterback ... Completed 13-of-21 passes with one interception on Oct. 23 at Ole Miss ... Connected on 14-of-24 passes for 133 yards and three TDs in Oct. 16 win over Florida; fired game-deciding TD with 3:30 left in the contest, a one-yard strike on 4th-and-goal to WR Jaray Jenkins ... Completed 22-of-38 passes at Kentucky on Oct. 9 for 261 yards and one TD ... Threw for 325 yards (26-for-46) and one TD on Oct. 2 vs. Auburn ... Passed for 280 yards (17-for-27) and four TDs in Sept. 25 win at Miss. State; his second touchdown of the game was a career-long 64-yard completion to Kayshon Boutte; also threw TD passes covering 41 and 58 yards to become the first Tiger since Rohan Davey in 1999 to throw three touchdown passes of 40-plus yards in a single game ... Threw for 372 yards (26-for-35) and five touchdowns vs. Central Michigan on Sept. 18, becoming the first quarterback in LSU history to record 3+ TD passes in his first five career starts ... Completed 18 of 27 passes for 161 yards and three TDs in Sept. 11 win over McNeese ... Starting QB for the Tigers' season opener at UCLA on Sept. 4, completing 26 of 46 passes for 330 yards, three TDs and one interception ... also rushed 11 times for 16 yards at UCLA, including a 12-yard run.

### MAX JOHNSON'S CAREER PASSING HIGHS

Pass attempts: 51 vs. Ole Miss, 2020  
 Pass completions: 27 vs. Ole Miss, 2020  
 Pass yards: 435 vs. Ole Miss, 2020  
 Pass TDs: 5 vs. Central Michigan, 2021  
 Had intercepted: 1, 7x (First: Ole Miss, 2020; Last: at Alabama, 2021)  
 Long pass: 64 (TD) at Mississippi State, 2021

### MAX JOHNSON'S CAREER RUSHING HIGHS

Rush attempts: 18 at Florida, 2020  
 Rush yards: 52 at Florida, 2020  
 Rush TDs: 2 vs. Ole Miss, 2020  
 Long Rush: 14 at Florida, 2020

### MAX JOHNSON'S CAREER STATISTICS

PASSING							
YEAR	G-GS	COMP	ATT	INT	YDS	TD	LONG
2020	6-2	88	150	1	1,069	8	47 (TD)
2021	10-10	181	302	6	2,190	22	64 (TD)
<b>TOTAL</b>	<b>15-11</b>	<b>269</b>	<b>452</b>	<b>7</b>	<b>3,259</b>	<b>30</b>	<b>64 (TD)</b>

### RUSHING

YEAR	ATT	YDS	TD	LONG
2020	54	119	2	14
2021	61	-17	0	12
<b>TOTAL</b>	<b>115</b>	<b>102</b>	<b>2</b>	<b>14</b>



# 19

## Mike Jones Jr.

**Linebacker**  
**6-0 • 220 • So • Trf.**  
**Nashville, Tenn.**  
**IMG Academy (Clemson)**

Transfer linebacker from Clemson where he played in 29 games, starting seven times ... Left Clemson with 47 tackles, 8.0 tackles for loss and half sack and two interceptions ... Started seven games for the national semifinalist Tigers in 2020, recording 30 tackles, 4.0 tackles for loss, four pass breakups, two interceptions and a forced fumble ... Twice named to the ACC Honor Roll in 2018-19 ... Majoring in communications ... Redshirted as a true freshman in 2018 and then granted another year of eligibility due to the NCAA's ruling on Covid in 2020.

### SOPHOMORE SEASON (2021)

Recorded three tackles in Nov. 13 Arkansas game ... Made first career LSU start on Nov. 6 at Alabama, recording five tackles, 1.0 sack (-12 yards), 1.5 tackles for loss (-13 yards) and one QB hurry ... Logged four tackles, including 1.0 tackle for loss (-3 yards) at Ole Miss on Oct. 23 ... Recorded one assisted tackle on Oct. 9 at Kentucky ... Saw his first career SEC action on Sept. 25 at Miss. State, totaling six tackles ... Recorded two total tackles vs. Central Michigan on Sept. 18 ... Collected two assisted tackles in Sept. 11 win over McNeese.



# 21

## Corey Kiner

**Running Back**  
**5-10 • 213 • Fr. • HS**  
**Cincinnati, Ohio**  
**Roger Bacon High School**

One of two talented freshmen running backs for LSU in the 2021 class, joining Armoni Goodwin ... Kiner and Goodwin have been dubbed "Thunder and Lightning" by their fellow teammates ... Kiner is a bruising running back with elusive speed ... Can gain the tough yard between the tackles, but also has the speed to get to the edge ... One of the most sought-after prep running backs nationally in the class of 2021.

### FRESHMAN SEASON (2021)

Carried 10 times for 41 yards at Ole Miss on Oct. 23 ... Rushed 12 times for 74 yards and a touchdown in win over Central Michigan on Sept. 18 ... Made collegiate debut vs. McNeese on Sept. 11, rushing 11 times for 56 yards and one touchdown.

### CORY KINER'S CAREER RUSHING HIGHS

Rushing attempts: 12 vs. Central Michigan, 2021  
Rushing yards: 74 vs. Central Michigan, 2021  
Rushing TDs: 1, 2x - vs. McNeese, 2021; vs. Central Michigan, 2021  
Long rush: 26 vs. Central Michigan, 2021

### COREY KINER'S CAREER RUSHING STATISTICS

YEAR	G-GS	No.	YDS.	TD	Long
2021	8-0	56	231	2	26



# 13

## Jontre Kirklin

**Wide Receiver**  
**5-11 • 186 • Sr. • 4L**  
**Lutcher, La.**  
**Lutcher High School**

Hard-working wide receiver that is the veteran of that position group ... One of the team leaders for the Tigers ... Another of LSU's versatile athletes that has seen action on both sides of the ball during his career with the Tigers ... High school quarterback so he's comfortable with the ball in his hands ... Also has the ability to return punts ... Shifty runner that makes defenders miss ... Can be used in both the passing game and running game on offense ... Opted to return for a fifth season in 2021 ... Has improved each year with the Tigers and is in position to have his best season in 2021 ... Played in 54 games during his career at LSU, starting twice ... 19 career receptions for 298 yards and three touchdowns ... On pace to graduate in December ... 12 of his 54 appearances have come on the defensive side of the ball.

### JONTRE KIRKLIN'S CAREER HIGHS

Receptions: 3 at Vanderbilt, 2020  
Receiving Yards: 75 vs. Northwestern State, 2019

Receiving TDs: 2 at Vanderbilt, 2020

Longest Reception: 75 vs. Northwestern State, 2019

Rush attempts: 1, 2x (Last: 1 vs. Rice, 2018; First: 1 vs. Georgia, 2018)

Rushing yards: 4 vs. Rice, 2018

Rushing TDs: None

Longest Rush: 4 vs. Rice, 2018

### JONTRE KIRKLIN'S CAREER RECEIVING STATISTICS

YEAR	G-GS	REC.	YDS.	TD	LONG
2017	12-0	•• Played defense ••			
2018	12-0	1	5	0	5
2019	14-0	2	75	0	65
2020	10-2	13	184	3	29
2021	6-0	3	34	0	23
<b>TOTAL</b>	<b>54-2</b>	<b>19</b>	<b>298</b>	<b>3</b>	<b>65</b>

### JONTRE KIRKLIN'S CAREER RUSHING STATISTICS

YEAR	ATT.	YARDS	TD	LONG
2017	0	0	0	0
2018	2	6	0	4
2019	0	0	0	0
2020	0	0	0	0
<b>TOTAL</b>	<b>2</b>	<b>6</b>	<b>0</b>	<b>4</b>

### JONTRE KIRKLIN'S CAREER DEFENSIVE/SPECIAL TEAMS STATISTICS

YEAR	G-GS	UT	AT	TT	TFL	SACKS	PBU	QBH	INT	FF	FR
2017	12-0	0	2	2	0-0	0-0	0	0	0	0	0
2018	12-0	0	0	0	0-0	0-0	0	0	0	0	0
2019	14-0	2	1	3	0-0	0-0	0	0	0	0	0
2020	10-2	0	1	1	0-0	0-0	0	0	0	0	0
2021	6-0	1	1	2	0-0	0-0	0	0	0	0	0
<b>TOTAL</b>	<b>54-2</b>	<b>3</b>	<b>5</b>	<b>8</b>	<b>0-0</b>	<b>0-0</b>	<b>0</b>	<b>0</b>	<b>0</b>	<b>0</b>	<b>0</b>



# 16

## Devonta Lee

**Wide Receiver**  
**6-2 • 215 • Jr. • 2L**  
**Fluker, La.**  
**Amite High School**

Back on the offensive side of the ball in 2021 a place where he's expected to make an impact for the Tigers at wide receiver ... Has seen action at linebacker during his career ... Sure hands, good route runner and the ability to get open ... Has played in 31 games in his career with 10 receptions for 107 yards and one touchdown.

### JUNIOR SEASON (2021)

Caught one pass for 12 yards in Nov. 13 Arkansas ... Made one catch for 12 yards in Oct. 23 Ole Miss game ... Recorded one reception for nine yards on Oct. 9 at Kentucky ... Caught a career-best five passes for 47 yards and his first career LSU touchdown in Sept. 18 win over Central Michigan; his TD reception from QB Max Johnson covered 21 yards.

### DEVONTA LEE'S CAREER HIGHS

Receptions: 5 vs. Central Michigan, 2021  
Yards: 47 vs. Central Michigan, 2021  
Long: 28 vs. Northwestern State, 2019  
TDs: 1 vs. Central Michigan, 2021

### DEVONTA LEE'S CAREER RECEIVING STATISTICS

YEAR	G-GS	REC.	YDS.	TD	LONG
2019	13-0	2	27	0	28
2020	8-0	0	0	0	0
2021	10-0	8	80	1	21
<b>TOTAL</b>	<b>31-0</b>	<b>10</b>	<b>107</b>	<b>1</b>	<b>28</b>



# 97 Glen Logan

**Defensive Tackle**  
6-5 • 303 • Sr. • 4L  
Kenner, La.  
Destrehan High School

### • 2021 LSU Graduate (Interdisciplinary Studies)

Returned for a sixth season with the Tigers ... Entered 2021 as a starter for a fourth year on the defensive line; missed the Tigers' first six games of 2021 due to a foot injury, but returned to action on Oct. 16 vs. Florida ... Gets after the quarterback and takes up a lot of space on the defensive line ... Difficult to block and run against ... Has played in 49 games in his career, starting 35 times ... 107 career tackles to go with 10.0 tackles for loss and 7.0 sacks ... Graduated in August of 2021 with a degree in interdisciplinary studies.

### GRADUATE SENIOR SEASON (2021)

Recorded one tackle in Nov. 13 Arkansas game ... Posted one tackle in starting role at Alabama on Nov. 6 ... Recorded two tackles at Ole Miss on Oct. 23, including 1.0 sack (-2 yards) ... Missed the Tigers' first six games due to a foot injury, but returned to action on Oct. 16 vs. Florida ... recorded three tackles, including a 0.5 tackle for loss (-1 yard), against the Gators.

### GLEN LOGAN'S CAREER HIGHS

Tackles: 7 vs. Florida, 2018  
Tackles for Loss: 1.5, twice (First: vs. Rice, 2018; Last: vs. Texas, 2019)  
Sacks: 1.0, 5x (Last: at Ole Miss, 2021; First: Georgia, 2018)  
Quarterback Hurries: 2, 2x (Last: vs. Texas A&M, 2018; First: vs. Louisiana Tech, 2018)

### GLEN LOGAN'S CAREER STATISTICS

YEAR	G-GS	UT	AT	TT	TFL	SACKS	PBU	QBH	INT	FF	FR
2017	12-2	0	17	17	1.0-2	0.5-2	0	1	0	0	0
2018	13-10	10	36	46	4.5-30	4.0-29	1	5	0	0	0
2019	12-11	5	15	20	2.5-3	1.5-1	2	2	0	0	0
2020	8-8	5	12	17	0.5-1	0.0	0	0	0	0	0
2021	4-4	2	5	7	1.5-3	1.0-2	0	0	0	0	0
<b>TOTAL</b>	<b>49-35</b>	<b>22</b>	<b>85</b>	<b>107</b>	<b>10.0-39</b>	<b>7.0-34</b>	<b>3</b>	<b>8</b>	<b>0</b>	<b>0</b>	<b>0</b>



# 77 Marlon Martinez

**Offensive Line**  
6-5 • 316 • So. • 1L  
Fort Lauderdale, Fla.  
St. Thomas Aquinas High School

Versatile offensive lineman who continues to improve with each practice ... Can play any position on the offensive line, including center ... Also contributes on LSU's protection team on special teams ... Played in nine games as a true freshman.

### SOPHOMORE SEASON (2021)

Started in Nov. 13 Arkansas game, playing 77 snaps with one knockdown block ... Made second career start on Oct. 23 at Ole Miss, logging 42 snaps and recording two knockdown blocks ... Came off the bench to replace an injured Chasen Hines at right guard in Oct. 16 win vs. Florida, playing 61 snaps ... Made first career LSU start at offensive guard in Sept. 11 win over McNeese, playing 70 snaps and recording a team-best five knockdown blocks.



# 2 Dwight McGlothern

**Cornerback**  
6-2 • 186 • So. • 1L  
Houston, Texas  
Klein Oak High School

Talented cornerback that has made tremendous strides since joining the Tigers a year ago ... Has become a significant contributor in the secondary for the Tigers in 2021.

### SOPHOMORE SEASON (2021)

Has played as a starter at cornerback since All-American Derek Stingley Jr. has been out with a foot injury beginning with the Sept. 25 Mississippi State game ... Recorded three tackles and one pass break-up in Nov. 13 Arkansas game ... Registered seven tackles, a forced fumble and a pass break-up on Nov. 6 at Alabama ... Posted two tackles in Oct. 23 game at Ole Miss ... Recorded four tackles, three pass break-ups and a 37-yard interception return for a TD on Oct. 16 vs. Florida ... Posted five tackles, including one tackle for loss, on Oct. 2 vs. Auburn ... recorded five total stops at Mississippi State on Sept. 25.

### DWIGHT MCGLOTHERN'S CAREER HIGHS

Tackles: 7 at Alabama, 2021  
Tackles for Loss: 1.0, 2x - most recently vs. Auburn, 2021  
Interceptions: 1 vs. Florida, 2021  
Pass Breakups: 3 vs. Florida, 2021

### DWIGHT MCGLOTHERN'S CAREER STATISTICS

YEAR	G-GS	UT	AT	TT	TFL	SACKS	PBU	QBH	INT	FF	FR
2020	7-0	8	1	9	0-0	0-0	2	0	0	0	0
2021	7-5	23	4	27	2-8	0-0	6	0	1	1	0
<b>TOTAL</b>	<b>14-5</b>	<b>31</b>	<b>5</b>	<b>36</b>	<b>2-8</b>	<b>0-0</b>	<b>8</b>	<b>0</b>	<b>1</b>	<b>1</b>	<b>0</b>



# 2 Koy Moore

**Wide Receiver**  
6-0 • 190 • So. • 1L  
Kenner, La.  
Archbishop Rummel High School

Good hands and precise route runner ... Ability to catch the ball in traffic ... Breakaway speed that is a threat to score every time the ball is in his hands ... Appeared in 10 games as a true freshman, starting once.

### SOPHOMORE SEASON (2021)


Recorded two receptions for 39 yards on Sept. 18 vs. Central Michigan, including a career-long catch of 28 yards ... Caught three passes for 32 yards, including a long reception of 14 yards, in Sept. 4 season opener at UCLA.

### KOY MOORE'S CAREER HIGHS

Receptions: 6 vs. Ole Miss, 2020  
Receiving Yards: 63 vs. Ole Miss, 2020  
Receiving TDs: 0  
Longest Reception: 28 vs. Central Michigan, 2021

### KOY MOORE'S CAREER RECEIVING STATISTICS

YEAR	G-GS	REC.	YDS.	TD	LONG
2020	10-1	22	177	0	26
2021	6-0	5	71	0	28
<b>TOTAL</b>	<b>16-1</b>	<b>27</b>	<b>248</b>	<b>0</b>	<b>28</b>



# 8 Malik Nabers

**Wide Receiver**  
6-1 • 188 • Fr. • HS  
Lafayette, La.  
Southside High School

Electric wide receiver who can make plays all over the field ... Great hands, quickness and has the ability to gain yards after the catch ... Will be a head-turner for the Tigers and a player that will be counted on to contribute in some way in 2021.

### TRUE FRESHMAN SEASON (2021)

Recorded two catches for 34 yards on Nov. 13 vs. Arkansas, including a long reception of 24 yards ... Made four receptions for 30 yards and one nine-yard TD at Ole Miss on Oct. 23 ... Caught three passes for 36 yards, including a 24-yard reception, in Oct. 16 win over Florida ... hauled in a 41-yard TD from Max Johnson in Oct. 9 game at Kentucky for his first career score ... Made first career start in Oct. 2 Auburn game, catching two passes for 30 yards, including a long of 25.

### MALIK NABERS' CAREER HIGHS

Receptions: 4 at Ole Miss, 2021  
Receiving Yards: 66 at Kentucky, 2021  
Receiving TDs: 1, 2x - at Ole Miss, 2021; at Kentucky, 2021  
Longest Reception: 41 yards (TD) at Kentucky, 2021

### MALIK NABERS' CAREER RECEIVING STATISTICS

YEAR	G-GS	REC.	YDS.	TD	LONG
2021	8-4	16	206	2	41 (TD)



# 5 Garrett Nussmeier

**Quarterback**  
6-1 • 190 • Fr. • HS  
Lake Charles, La.  
Marcus High School

LSU's backup quarterback heading into the 2021 season due to the injury of Myles Brennan ... Vocal player on the field with a big arm and a lot of confidence ... Has made tremendous strides in executing the offense since the spring ... Grew up in a quarterback family as his dad Doug played the position in the NFL ... Dad is currently the quarterbacks coach for the Dallas Cowboys

### FRESHMAN SEASON (2021)

Entered the Arkansas game on Nov. 13 after the Tigers' first two offensive series and played the remainder of the game, completing 18-of-31 passes for 179 yards, one TD and two interceptions ... Came off the bench at Ole Miss on Oct. 23 and completed 7-of-12 passes for 103 yards and his first career TD pass, a nine-yarder to wide receiver Malik Nabers ... Also had a 33-yard completion to Brian Thomas Jr. in the Ole Miss game ... Made collegiate debut as the back-up QB in Sept. 11 win over McNeese, completing three of 10 passes for 19 yards (long of nine yards).

### GARRETT NUSSMEIER'S CAREER PASSING HIGHS

Pass attempts: 31 vs. Arkansas, 2021  
Pass completions: 18 vs. Arkansas, 2021  
Pass yards: 179 vs. Arkansas, 2021

### GARRETT NUSSMEIER'S CAREER STATISTICS

YEAR	G-GS	COMP	ATT	INT	YDS	TD	LONG
2021	4-0	29	57	2	329	2	33



# 8 BJ Ojulari

**Defensive End**  
6-3 • 244 • So. • 1L  
Marietta, Ga.  
Marietta High School

- 2021 SEC Defensive Lineman of the Week vs. Central Michigan
- 2020 SEC Defensive Lineman of the Week vs. South Carolina

Quick first step that causes issues for the offensive line ... Ranked second on the team in 2020 with 4.0 sacks, which included an LSU freshman record 3.0 sacks in win over South Carolina ... Appeared in all 10 games in 2020, recording 16 tackles, 5.0 tackles for loss and 4.0 sacks ... Older brother Azeez Ojulari was a standout linebacker at Georgia and was selected in the second round of the 2021 NFL Draft by the New York Giants.

### SOPHOMORE SEASON (2021)

Recorded four tackles, including one tackle for loss (-1 yard) in Nov. 13 game vs. Arkansas ... Posted two tackles in Nov. 6 game at Alabama ... Logged seven tackles in Oct. 23 game at Ole Miss ... Recorded a career-best nine tackles in Oct. 16 win vs. Florida; also posted 1.0 sack, 2.0 tackles for loss, one pass break-up and one QB hurry against the Gators ... Posted five tackles, 0.5 sack (-3 yards) and one QB hurry at Kentucky on Oct. 9 ... Logged one tackle and two QB hurries on Oct. 2 vs. Auburn ... Recorded three tackles, including 0.5 tackle for loss (-2 yards) in Sept. 25 win at Miss. State ... Registered three tackles, including 2.5 sacks (-13 yards) in Sept. 18 win over Central Michigan, earning SEC Defensive Lineman of the Week honors ... Collected four tackles, including one sack and a QB hurry, in Sept. 11 win over McNeese ... Recorded three tackles, including one sack (-14 yards) in Sept. 4 opener at UCLA.

### BJ OJULARI'S CAREER HIGHS

Tackles: 9 vs. Florida, 2021  
Tackles for Loss: 3.0 vs. South Carolina, 2020  
Sacks: 3.0 vs. South Carolina, 2020  
Pass Breakups: 1, 2x - vs. Florida, 2021; vs. Ole Miss, 2020  
Forced Fumbles: 1 at Missouri, 2020  
Fumble Recovery: 1 at Florida, 2020  
QB Hurries: 2 at Vanderbilt, 2020

### BJ OJULARI'S CAREER STATISTICS

YEAR	G-GS	UT	AT	TT	TFL	SACKS	PBU	QBH	INT	FF	FR
2020	10-1	12	4	16	5.0-35	4.0-32	1	3	0	1	1-6
2021	10-9	21	19	40	8.5-52	6.0-46	1	5	0	0	0-0
<b>TOTAL</b>	<b>20-10</b>	<b>33</b>	<b>23</b>	<b>56</b>	<b>13.5-87</b>	<b>10.0-78</b>	<b>2</b>	<b>8</b>	<b>0</b>	<b>1</b>	<b>1-6</b>



# 33 Trey Palmer

**Wide Receiver**  
6-1 • 187 • Jr. • 2L  
Kentwood, La.  
Kentwood High School

Dynamic receiver who also doubles as a return specialist for the Tigers ... Capable of making a big play anytime he's on the field ... Became first LSU player to return a kickoff for a touchdown in Tiger Stadium since 1981 when he did it in 2020 against South Carolina ... One of only eight players in LSU history to return both a kickoff and a punt for a touchdown during their careers - others to do it include Billy Cannon, Kevin Faulk, Eddie Kennison, Trindon Holliday, Kenny Konz, Sammy Grezaffi and Pinky Rohm ... Has seen action in 27 games during his LSU career with 35 receptions for 387 yards and two touchdowns

### JUNIOR SEASON (2021)

Logged six catches for 45 yards in Nov. 13 game vs. Arkansas; also returned four punts for 48 yards in the contest ... Caught two passes for 36 yards on Nov. 6 at Alabama, including a 34-yard reception ... Recorded three receptions for 49 yards, including a long of 44 yards, on Oct. 23 at Ole Miss ... Made one catch for one yard and returned two kickoffs for 47 yards vs. Florida on Oct. 16 ... Recorded one catch for seven yards on Oct. 2 vs. Auburn ... Caught a career-long 58-yard TD pass on Sept. 25 at Miss. State, giving LSU a 21-3 third-quarter lead ... Recorded three catches for 30 yards, including a 19-yard TD, in Sept. 11 win over McNeese ... Made first career LSU start in Sept. 4 season opener at UCLA, catching seven passes for 47 yards; also returned three punts for 18 yards and one kickoff for 23 yards.

### TREY PALMER'S CAREER HIGHS

Receptions: 7 at UCLA, 2021  
Receiving Yards: 58 at Mississippi State, 2021  
Receiving TDs: 1 at Mississippi State, 2021; vs. McNeese, 2021  
Longest Reception: 58 (TD) at Mississippi State, 2021  
Punt Return Yards: 54 vs. Northwestern State, 2019  
Punt Return TDs: 1 vs. Northwestern State, 2019  
Long Punt Return: 54 vs. Northwestern State, 2019  
Kickoff Return Yards: 118 vs. South Carolina, 2020  
Kickoff Return TDs: 1 vs. South Carolina, 2020  
Long Kickoff Return: 93 vs. South Carolina, 2020

### TREY PALMER'S CAREER RECEIVING STATISTICS

YEAR	G-GS	REC.	YDS.	TD	LONG
2019	9-0	1	6	0	6
2020	8-0	10	108	0	24
2021	9-4	24	273	2	58 (TD)
<b>TOTAL</b>	<b>26-4</b>	<b>35</b>	<b>387</b>	<b>2</b>	<b>58 (TD)</b>

### TREY PALMER'S CAREER PUNT RETURN STATISTICS

YEAR	RET.	YDS.	TD	LONG
2019	3	65	1	54
2020	2	8	0	10
2021	12	99	0	24
<b>TOTAL</b>	<b>17</b>	<b>172</b>	<b>1</b>	<b>54</b>

### TREY PALMER'S CAREER KICKOFF RETURN STATISTICS

YEAR	RET.	YDS.	TD	LONG
2019	0	0	0	0
2020	7	241	1	93
2021	4	70	0	23
<b>TOTAL</b>	<b>11</b>	<b>311</b>	<b>1</b>	<b>93</b>



# 1 Eli Ricks

**Cornerback**  
6-2 • 195 • So. • 1L  
Rancho Cucamonga, Calif.  
IMG Academy

- 2020 Freshman All-America (FWAA)
- 2020 Third Team All-America (AP)
- 2020 Second Team All-SEC (AP)
- 2020 Freshman All-SEC (Coaches)

One of the top defensive backs in the nation who played in the Tigers' first six games of 2021 before having to undergo shoulder surgery, forcing him to miss the rest of this season ... Earned third team All-America honors from the Associated Press as well as being a Freshman All-America selection from the Football Writers Association of America as a true freshman in 2020 ... Started seven games in 2020 and led the Tigers with four interceptions, two of which he returned for touchdowns ... Appeared in all 10 games last season as a true freshman.



### SOPHOMORE SEASON (2021)

Logged one tackle at Kentucky on Oct. 9 ... Recorded two tackles and one pass break-up on Oct. 2 vs. Auburn ... Made five total stops in Sept. 25 win at Miss. State ... Registered one tackle, including 0.5 tackle for loss, in Sept. 18 game vs. Central Michigan ... Collected two solo tackles in Sept. 11 win over McNeese ... Recorded a second-quarter interception in Sept. 4 season opener at UCLA that led to an LSU field goal.

### ELI RICKS' CAREER HIGHS

Tackles: 5 at Mississippi State, 2021  
Tackles for loss: 0.5 2x, vs. Central Michigan, 2021; vs. South Carolina, 2020  
Interceptions: 1, 5x (Last: at UCLA, 2021; First: vs. Mississippi State, 2020)  
Interception Return Yards: 68 at Florida, 2020  
Interception Return TD: 1, 2x (Last: at Florida, 2020; First: vs. South Carolina, 2020)  
Pass Breakups: 2 vs. Alabama, 2020

### ELI RICKS' CAREER STATISTICS

YEAR	G-GS	UT	AT	TT	TFL	SACKS	PBU	QBH	INT	FF	FR
2020	10-7	11	9	20	0.5-1	0-0	5	0	4-113	0	0
2021	6-6	9	2	11	0.5-1	0-0	1	0	1-0	0	0
<b>TOTAL</b>	<b>16-13</b>	<b>20</b>	<b>11</b>	<b>31</b>	<b>1.0-2</b>	<b>0-0</b>	<b>5</b>	<b>0</b>	<b>5-113</b>	<b>0</b>	<b>0</b>



# 99

## Jaquelin Roy

**Defensive Tackle**  
**6-4 • 297 • So • 1L**  
**Baton Rouge, La.**  
**University High School**

Baton Rouge product who played his high school football games just steps away from LSU's Charles McClendon Practice Facility ... Developing defense tackle that is among LSU's rotation at the position in 2021 ... Tremendous upper body strength ... Continues to improve technique ... Run stuffer that can also get after the quarterback ... Quick feet and difficult to block ... Has benefited from the arrival of new defensive line coach Andre Carter ... Played in nine games as a true freshman in 2021.

### SOPHOMORE SEASON (2021)


Recorded four tackles, including one tackle for loss (-3 yards), in Nov. 13 game vs. Arkansas ... Logged two tackles, 0.5 tackle for loss (-1 yard) and a fumble recovery at Alabama on Nov. 6 ... Credited with two tackles in Oct. 23 game at Ole Miss ... Recorded two tackles and a QB hurry in Oct. 16 win vs. Florida ... Posted two tackles at Kentucky on Oct. 9 ... Credited with one QB hurry on Oct. 2 vs. Auburn ... Recorded one tackle and one QB hurry in Sept. 25 win at Miss. State ... Compiled four total tackles, 1.5 tackles for loss (-1 yard) and 0.5 sack in Sept. 18 win over Central Michigan ... Collected four total tackles, two tackles for loss (-5 yards), one forced fumble and one fumble recovery in Sept. 11 win over McNeese ... Recorded four tackles (3 solo, 1 assist) in Sept. 4 season opener at UCLA.

### JAQUELIN ROY'S CAREER HIGHS

Tackles: 6 vs. Ole Miss, 2020  
Tackles for loss: 2.0 vs. McNeese, 2021  
Sacks: 2.0 at Florida, 2020  
QB hurries: 2 at Vanderbilt, 2020

### JAQUELIN ROY'S CAREER STATISTICS

YEAR	G-GS	UT	AT	TT	TFL	SACKS	PBU	QBH	INT	FF	FR
2020	9-0	6	12	18	4.0-22	2.0-18	0	2	0	0	0
2021	10-0	11	14	25	5.0-10	0.5-0	0	3	0	1	2
<b>TOTALS</b>	<b>19-0</b>	<b>17</b>	<b>26</b>	<b>43</b>	<b>9.0-32</b>	<b>2.5-18</b>	<b>0</b>	<b>5</b>	<b>0</b>	<b>1</b>	<b>2</b>



# 15

## Sage Ryan

**Defensive Back**  
**5-11 • 195 • Fr. • HS**  
**Lafayette, La.**  
**Lafayette Christian Academy**

Versatile defensive back who can play either safety or the nickel position ... Ability to make plays all over the secondary ... Ball hawk with a knack for locating the football ... Can cover and tackle with equal ability ... Uncle is former LSU standout linebacker Trev Faulk and is also related (cousin) to Tiger running back coach Kevin Faulk ... Older brother Shakeir was a standout at Northwestern State and played three seasons in the CFL.

### FRESHMAN SEASON (2021)

Logged three tackles and one pass break-up in Oct. 23 game at Ole Miss ... Started at safety in his first career collegiate game vs. Florida on Oct. 16; missed the Tigers' first six games due to injury ... Recorded two tackles and a pass break-up in the win over the Gators.

### SAGE RYAN'S CAREER HIGHS

Tackles: 3 at Ole Miss, 2021


Tackles for Loss: 0

Interceptions: 0

Pass Breakups: 1, 2x - vs. Florida, 2021; at Ole Miss, 2021

### SAGE RYAN'S CAREER STATISTICS

YEAR	G-GS	UT	AT	TT	TFL	SACKS	PBU	QBH	INT	FF	FR
2021	2-2	2	3	5	0-0	0-0	1	0	0	0	0



# 56

## Liam Shanahan

**Center**  
**6-5 • 304 • Gr. • 1L**  
**Marlborough, Mass.**  
**Harvard University/Marlborough High School**

Enters second season as LSU's starting center after transferring from Harvard University prior to 2020 ... Played every offensive snap for LSU in 2020, seeing action on all 799 plays ... Hard-worker with tremendous athletic ability ... Makes all of the calls and checks on the line of scrimmage ... Started all 10 games at center for LSU a year ago ... Prior to joining the Tigers, was a three-year starter on the offensive line for Harvard ... Graduated from Harvard with a degree in economics and a minor in Celtic Language and Literature in the spring of 2020 ... Pursuing a master's of business administration at LSU ... Off the field, worked on the grounds crew at Fenway Park during the summer while in high school and college ... Also served as an intramural referee while at Harvard ... Is the second Harvard-to-LSU transfer in football, joining former quarterback Andrew Hatch who played at LSU in 2008 ... LSU's 2020 nominee for the National Football Foundation Scholar-Athlete Award.

### GRADUATE SENIOR SEASON (2021)

Played 86 snaps with four knockdown blocks in Nov. 13 Arkansas game ... Posted the highest grade among Tiger O-linemen on Nov. 6 at Alabama, playing 76 snaps ... Logged 71 snaps at Ole Miss on Oct. 23 and finished with the O-line's second-highest grade and one knockdown block ... Played 72 snaps and recorded the second-highest grade among LSU O-linemen in Oct. 16 win vs. Florida ... Posted the best grade among LSU O-linemen on Oct. 9 at Kentucky, playing 74 snaps with two knockdown blocks ... Logged 77 snaps vs. Auburn on Oct. 2 ... Graded out the best among the Tiger O-linemen in Sept. 25 game at Miss. State, totaling 54 snaps and one knockdown block ... Recorded 62 snaps on Sept. 18 vs. Central Michigan, collecting two knockdown blocks ... Played 67 snaps vs. McNeese on Sept. 11, recording one knockdown block and the second-highest grade among Tiger offensive linemen ... posted the highest grade among the LSU linemen at UCLA on Sept. 4 and collected four knockdown blocks.



# 48

## Quentin Skinner

**Long Snapper**  
**6-0 • 241 • So. • 1L**  
**Buford, Ga.**  
**Buford High School**

Returns for his second season as LSU's long snapper ... Is the third straight Buford (Ga.) High School graduate to serve as LSU's long snapper, joining Reid Ferguson and Blake Ferguson who held the position in consecutive years since 2012 ... Spent his true freshman season in 2019 training alongside Blake Ferguson, who was a sixth round NFL Draft pick of the Miami Dolphins in 2020.



# 6

## Deion Smith

**Wide Receiver**  
**6-2 • 190 • Fr. • HS**  
**Jackson, Miss.**  
**Jackson Academy**

Impact player for the Tigers as he joins LSU after being one of the nation's most sought-after receivers ... Graduated from high school early and enrolled at LSU in January ... Participated in spring practice ... Blazing speed with tremendous hands.

### TRUE FRESHMAN SEASON (2021)

Caught five passes for 135 yards and two touchdowns in first career start vs. Central Michigan on Sept. 18, including a 40-yard TD reception ... Made first career SEC start at Mississippi State on Sept. 25, catching two passes for 19 yards.

### DEION SMITH'S CAREER HIGHS

Receptions: 5 vs. Central Michigan, 2021

Receiving Yards: 135 at vs. Central Michigan, 2021  
 Receiving TDs: 2 vs. Central Michigan, 2021  
 Longest Reception: 40 yards (TD) vs. Central Michigan, 2021

**DEION SMITH'S CAREER RECEIVING STATISTICS**

YEAR	G-GS	REC.	YDS.	TD	LONG
2021	6-3	11	186	2	40 (TD)



**0**  
**Maason Smith**

**Defensive Tackle**  
**6-6 • 292 • Fr. • HS**  
**Houma, La.**  
**Terrebonne High School**

The nation's top prep defensive lineman in the fall of 2020 ... Graduated early and enrolled at LSU in January of 2021 ... Tremendous power, strength and quickness ... Great attitude with a willingness to learn and improve ... Caught the eye of coaches and teammates with a dominant first spring at LSU ... First player in LSU history to wear the No. 0.

**FRESHMAN SEASON (2021)**

Posted one tackle and one QB hurry in starting role at Ole Miss on Oct. 23 ... in Oct. 16 game vs. Florida - recorded two tackles, including 1.0 sack (-3 yards) ... Made first career start on Oct. 9 at Kentucky, recording five tackles and a 0.5 tackle for loss (-2 yards) ... Registered one tackle in Oct. 2 game vs. Auburn ... Collected three tackles in Sept. 25 win at Miss. State ... Recorded six tackles, three sacks and 3.5 tackles for loss (-24 yards) in Sept. 11 win over McNeese.

**MAASON SMITH'S CAREER HIGHS**

Tackles: 6 vs McNeese, 2021  
 Tackles for Loss: 3.5 vs. McNeese, 2021  
 Sacks: 3.0 vs. McNeese, 2021

**MAASON SMITH'S CAREER STATISTICS**

YEAR	G-GS	UT	AT	TT	TFL	SACKS	PBU	QBH	INT	FF	FR
2021	8-3	13	6	19	5.0-29	4.0-25	0	1	0	0	0-0



**7**  
**Derek Stingley Jr.**

**Cornerback**  
**6-1 • 195 • Jr. • 2L**  
**Baton Rouge, La.**  
**Dunham High School**

- 2020 First Team All-America (AFCA)
- 2020 First Team All-SEC (AP, Coaches)
- 2019 Consensus All-American
- 2019 First-Team All-American (AFCA, AP, Athletic, CBS, ESPN, SI, Sporting News, USA Today)
- 2019 Second Team All-American (Walter Camp, FWAA)
- 2019 SEC Newcomer of the Year (AP, unanimous)
- 2019 First Team All-SEC (AP)
- 2019 Second Team All-SEC (Coaches)
- 2019 SEC All-Freshman Team
- 2019 SEC Freshman of the Week (vs. Florida)

One of the faces of college football in 2021 and a strong candidate for national awards on the defensive side of the football entering the season ... Started in the Tigers first three games of 2021, but has not played since due to a foot injury ... In just two years, has become one of the most decorated players in school history, twice earning first team All-America honors as well as being a two-time first team All-SEC selection at cornerback ... In position to join Tommy Casanova (1969-70-71) as the only three-time first team All-Americans in school history ... Switched from No. 24 to No. 7 this year, a number worn by some of the best playmakers in LSU history, including recent defensive back All-Americans in Patrick Peterson, Tyrann Mathieu, and Grant Delpit ... In 2019, became the most decorated freshmen in LSU football history, earning consensus All-America honors ... Started all 15 games as cornerback during LSU's national championship season in 2019 ... Earned consensus All-America honors as well as being a first team All-SEC pick ... Led the SEC and ranked No. 5 in the nation in interceptions (6) and No. 2 nationally in passes defended (21) ... True shutdown corner that is very difficult to complete a pass on ... Rarely has a ball thrown in his direction as he typically eliminates his side of the field from the passing game ... Has all of the tools necessary to be an elite cornerback - elite speed with great hips, tremendous hands and vision and a true understanding of the game ... Called a "rare breed" by Heisman Trophy quarterback Joe Burrow, the No. 1 overall draft pick in the 2020 NFL Draft ... Became the first true freshman in LSU history to start every game as a rookie ... LSU is 20-5 with Stingley in the starting lineup ... In three years with the Tigers, has played in 25 games and recorded 73 tackles, defended 26 passes and picked off six aerials.

**JUNIOR SEASON (2021)**

Forced a fumble in first quarter vs. Central Michigan (Sept. 18) that was recovered by defensive end Andre Anthony and returned 33 yards for a TD; Stingley also had four total tackles and 1.5 tackles for loss (-2

yards) in the CMU game ... Collected two tackles in Sept. 11 win over McNeese, including one tackle for loss (-4 yards) ... Recorded two tackles, including one tackle for loss (-1 yard) in Sept. 4 season opener at UCLA.

**DEREK STINGLEY JR.'S CAREER HIGHS**

Tackles: 6, 2x (Last: at Vanderbilt, 2020; First: vs. Florida, 2019)  
 Tackles for Loss: 1.5 vs. Central Michigan, 2021  
 Sacks: 0  
 Interceptions: 2 vs. Georgia, 2019 SEC Championship Game  
 Fumble Recoveries: 1, 2x (Last: at Auburn, 2020; First: vs. Clemson, 2020 National Championship Game)  
 Pass Breakups: 3, 4x (Last: at Texas A&M, 2020)  
 Punt Returns: 4 vs. Georgia Southern, 2019  
 Punt Return Yards: 92 at Vanderbilt, 2020  
 Long Punt Return: 48 vs. Vanderbilt, 2020

**DEREK STINGLEY JR.'S CAREER DEFENSIVE STATISTICS**

YEAR	G-GS	UT	AT	TT	TFL	SACKS	PD	QBH	INT	FF	FR
2019	15-15	31	7	38	1.0-3	0-0	21	0	6-17	0	1-0
2020	7-7	19	8	27	2.5-7	0-0	5	0	0-0	1	1-2
2021	3-3	6	2	8	3.5-7	0-0	0	0	0-0	1	0
<b>TOTAL</b>	<b>25-25</b>	<b>56</b>	<b>17</b>	<b>73</b>	<b>7.0-17</b>	<b>0-0</b>	<b>26</b>	<b>0</b>	<b>6-17</b>	<b>2</b>	<b>2-2</b>

**DEREK STINGLEY JR.'S CAREER PUNT RETURN STATISTICS**

YEAR	NO.	YARDS	TD	LONG
2019	17	163	0	32
2020	6	97	0	48
<b>TOTAL</b>	<b>23</b>	<b>260</b>	<b>0</b>	<b>48</b>



**22**  
**Navonteque Strong**

**Linebacker**  
**6-2 • 230 • So. • Trf.**  
**Forest, Miss.**  
**Scott Central High School (Mississippi Gulf Coast CC)**

Junior college transfer that made an immediate impact during his first spring with the Tigers ... Considered one of the nation's top junior college linebackers during his two years at Mississippi Gulf Coast ... Hard-hitter who quick to the football ... Called a "thumper" by other LSU linebackers ... Aggressive player who plays with emotion and tremendous energy ... Expected to be in the linebacker rotation this fall ... Has three years of eligibility remaining ... Nickname is Bugg.

**SOPHOMORE SEASON (2021)**

Started at Kentucky on Oct. 9 and logged one tackle ... Recorded three tackles in Sept. 25 win at Miss. State ... Made first career LSU start on Sept. 18 vs. Central Michigan, recording six tackles and 0.5 tackle for loss (-1 yard) ... Collected five total tackles and one pass break-up in Sept. 11 win over McNeese ... Made LSU debut on Sept. 4 at UCLA, recording two tackles, including one sack (-1 yard).

**NAVONTEQUE STRONG'S CAREER HIGHS**

Tackles: 6 vs. Central Michigan, 2021  
 Tackles for Loss: 1.0 at UCLA, 2021  
 Sacks: 1.0 at UCLA, 2021

**NAVONTEQUE STRONG'S CAREER DEFENSIVE STATISTICS (AT LSU)**

YEAR	G-GS	UT	AT	TT	TFL	SACKS	PD	QBH	INT	FF	FR
2021	8-2	10	7	17	1.5-2	1.0-1	1	0	0	0	0
<b>TOTAL</b>	<b>8-2</b>	<b>10</b>	<b>7</b>	<b>17</b>	<b>1.5-2</b>	<b>1.0-1</b>	<b>1</b>	<b>0</b>	<b>0</b>	<b>0</b>	<b>0</b>



**87**  
**Kole Taylor**

**Tight End**  
**6-7 • 247 • So. • 1L**  
**Grand Junction, Colo.**  
**Grand Junction High School**

Has the ability to help in the run game but is also a viable weapon in the passing game with his ability to stretch the field ... Great hands and a good route runner ... Took over as the starter at tight end late in the season during his freshman year ... Has appeared in 15 games with four starts during his career ... 12 career receptions for 104 yards and one touchdown.

**SOPHOMORE SEASON (2021)**

Caught first career TD pass, a 41-yarder, at Miss. State on Sept. 25, giving LSU a 28-10 fourth-quarter lead ... Started in the McNeese game on Sept. 11 and caught four passes for 22 yards.

**KOLE TAYLOR'S CAREER HIGHS**

Receptions: 4 vs. McNeese, 2021  
 Receiving Yards: 41 at Mississippi State, 2021  
 Receiving TDs: 1 at Mississippi State, 2021  
 Longest Reception: 41 (TD) at Mississippi State, 2021

**KOLE TAYLOR'S CAREER RECEIVING STATISTICS**

YEAR	G-GS	REC.	YDS.	TD	LONG
2020	7-2	6	36	0	20
2021	9-2	6	68	1	41 (TD)
<b>TOTAL</b>	<b>16-4</b>	<b>12</b>	<b>104</b>	<b>0</b>	<b>41 (TD)</b>



**11**

**Brian Thomas Jr.**

**Wide Receiver**  
**6-5 • 198 • Fr. • HS**  
**Walker, La.**  
**Walker High School**

Outstanding young receiver that has been in the receiver rotation in 2021 ... Extremely athletic with tremendous wing span and leaping ability ... Two-sport standout at Walker High School ... Received many basketball scholarships offers as well.

**TRUE FRESHMAN SEASON (2021)**

Logged three receptions for 28 yards, including an eight-yard TD catch, at Alabama on Nov. 6 ... Caught two passes for 37 yards, including a long of 33 yards, at Ole Miss on Oct. 23 ... Started vs. Florida on Oct. 16 and caught two passes for 24 yards - had a 71-yard TD reception wiped out by a holding penalty ... Started game at Kentucky on Oct. 9 and caught three passes for 45 yards, including a long of 25 yards ... Recorded five catches for 32 yards on Oct. 2 vs. Auburn ... Caught three passes for 43 yards in first career SEC start at Miss. State, including a long of 20 yards ... Recorded two catches for 50 yards, including a long of 41 yards, in Sept. 18 win over Central Michigan ... Made first career start on Sept. 11 vs. McNeese, but did not record statistics ... Caught one pass for 18 yards in LSU debut at UCLA on Sept. 4.

**BRIAN THOMAS JR.'S CAREER HIGHS**

Receptions: 5 vs. Auburn, 2021  
 Receiving Yards: 50 vs. Central Michigan, 2021  
 Receiving TDs: 1 vs. Alabama, 2021  
 Longest Reception: 41 vs. Central Michigan, 2021

**BRIAN THOMAS JR.'S CAREER RECEIVING STATISTICS**

YEAR	G-GS	REC.	YDS.	TD	LONG
2021	9-7	19	240	1	41
<b>TOTAL</b>	<b>9-7</b>	<b>19</b>	<b>240</b>	<b>1</b>	<b>41</b>



**21**

**Jordan Toles**

**Safety**  
**6-0 • 203 • So. • 1L**  
**Baltimore, Md.**  
**St. Frances Academy**

Talented player who entered 2021 among a group of players vying for playing time at safety ... Good cover skills and can step into the box and help with run support ... Great range and can make plays from sideline to sideline ... Appeared in eight games as a true freshman in 2020, finishing with four tackles.

**SOPHOMORE SEASON (2021)**

Credited with three tackles on Oct. 9 at Kentucky ... Made one solo stop on Oct. 2 vs. Auburn ... Collected one solo tackle each in Sept. 11 win over McNeese and Sept. 18 win over Central Michigan ... LSU's second-leading tackler in Sept. 4 season opener at UCLA with six stops (3 solo, 3 assists).

**JORDAN TOLES' CAREER HIGHS**

Tackles: 6 at UCLA, 2021  
 Tackles for loss: 0.5 at Texas A&M, 2020  
 Sacks: 0

**JORDAN TOLES' CAREER STATISTICS**

YEAR	G-GS	UT	AT	TT	TFL	SACKS	PBU	QBH	INT	FF	FR
2020	8-0	2	2	4	0.5-2	0	0	0	0	0	0
2021	6-0	6	6	12	0	0	0	0	0	0	0
<b>TOTAL</b>	<b>14-0</b>	<b>8</b>	<b>8</b>	<b>16</b>	<b>0.5-2</b>	<b>0</b>	<b>0</b>	<b>0</b>	<b>0</b>	<b>0</b>	<b>0</b>



**69**

**Charles Turner**

**Offensive Line**  
**6-6 • 284 • So. • 1L**  
**Canton, Ohio**  
**IMG Academy**

Versatile offensive lineman that can play any position on the line for the Tigers ... Continues to develop and in time will be a key contributor on the offensive line for the Tigers ... Got a jump on his collegiate career by joining the Tigers in January of 2019 ... Took part in spring drills that year which accelerated his development and transition to the college game ... Has played in 13 games during his college career.

**SOPHOMORE SEASON (2021)**

Made first career start on Sept. 11 at McNeese, opening the game at right tackle; played 73 snaps in the contest and collected two knockdown blocks.



**5**

**Jay Ward**

**Safety**  
**6-1 • 180 • Jr. • 2L**  
**Moultrie, Ga.**  
**Colquitt County High School**

**• 2020 SEC Academic Honor Roll**

Made the switch from cornerback to safety during the spring and made an immediate impact ... Has a knack for finding the football and coming up with the big play ... Tremendous hand-eye coordination and ball skills, which was evident in his highlight reel interception against Florida in 2020 when he fell out of bounds, re-established himself in bounds and then intercepted a pass on his knees ... Also thrives on special teams - blocked a field goal in fourth quarter against Arkansas that helped preserve LSU win in 2020 ... For career, has appeared in 30 games with 11 starts ... 82 career tackles, 10 pass breakups and four interceptions, returning one for a touchdown against Ole Miss in 2020 ... also has two blocked field goals in his career ... Member of the 2020 SEC Academic Honor Roll.

**JUNIOR SEASON (2021)**

Recorded three tackles and one forced fumble in Nov. 13 Arkansas game ... Posted six tackles and one pass break-up in Nov. 6 game at Alabama ... LSU's second-leading tackler in Oct. 23 Ole Miss game with nine total stops and a 0.5 tackle for loss ... Recorded six tackles and returned an interception 26 yards to set up a TD in Oct. 16 win over Florida ... Logged six tackles on Oct. 9 at Kentucky ... LSU's second-leading tackler in Oct. 2 game vs. Auburn, recording 11 stops while also blocking a 52-yard Auburn field goal attempt in the third quarter ... After missing two games due to injury, returned to the starting lineup on Sept. 25 at Miss. State and collected six tackles ... Recorded two solo tackles as a starting safety in Sept. 4 season opener at UCLA.

**JAY WARD'S CAREER HIGHS**

Tackles: 11 vs. Auburn, 2021  
 Interceptions: 2 vs. Ole Miss, 2020  
 Pass Breakups: 3 vs. Mississippi State, 2020  
 Blocked field goals: 1, 2x - vs. Auburn, 2021; at Arkansas, 2020

**JAY WARD'S CAREER STATS**

YEAR	G-GS	UT	AT	TT	TFL	SACKS	PBU	QBH	INT	FF	FR
2019	13-0	3	1	4	0-0	0-0	3	1	0	0	0
2020	9-3	21	8	29	0-0	0-0	6	0	3-47	0	0
2021	8-8	31	18	49	0.5-0	0-0	1	0	1-26	1	0
<b>TOTALS</b>	<b>30-11</b>	<b>55</b>	<b>27</b>	<b>82</b>	<b>0.5-0</b>	<b>0-0</b>	<b>10</b>	<b>1</b>	<b>4-73</b>	<b>1</b>	<b>0</b>



**27**

**Josh Williams**

**Running Back**  
**5-9 • 195 • So. • 1L**  
**Houston, Texas**  
**The Kinkaid School**

**• 2020 SEC Academic Honor Roll**

Former walk-on to the team that has since earned a scholarship ... Joined the team as a walk-on in 2019 and was awarded a scholarship after preseason camp in 2020 ... Turned down offers to some smaller Division I schools to attend LSU, a team that he was a huge fan of growing up ... Member of the 2020 SEC Academic Honor Roll ... Maintains a 3.5 grade point average in business.

#### SOPHOMORE SEASON (2021)

Rushed two times for 28 yards, including a 24-yard run, in Oct. 16 win vs. Florida ... Two carries for 15 yards in Sept. 18 win over Central Michigan ... Rushed four times for 16 yards in Sept. 11 win over McNeese.

#### JOSH WILLIAMS' CAREER HIGHS

Rushing attempts: 12 vs. Ole Miss, 2020  
Rushing yards: 55 vs. Ole Miss, 2020  
Rushing TDs: 0  
Long rush: 30 vs. Ole Miss, 2020

#### JOSH WILLIAMS' CAREER RUSHING STATISTICS

YEAR	G-GS	NO.	YARDS	TD	LONG
2019	0-0	0	0	0	0
2020	10-0	22	88	0	30
2021	10-0	12	69	0	24
<b>TOTAL</b>	<b>20-0</b>	<b>34</b>	<b>157</b>	<b>0</b>	<b>30</b>

#### CADE YORK'S CAREER HIGHS

Points scored: 17 vs. Ole Miss, 2020  
Kick PATs: 9 vs. Oklahoma, 2019  
Field goals made: 4, 2x - vs. Auburn, 2021; vs. Ole Miss, 2020  
Field goal attempts: 4, 4x (Last: vs. Auburn, 2021)  
Longest field goal: 57 at Florida, 2020 (school record)

#### CADE YORK'S FIELD GOALS

In Tiger Stadium: 22-of-25  
In Road Games: 25-of-30  
In Neutral Site Games: 3-of-6

#### CADE YORK'S CAREER STATISTICS

##### FIELD GOALS

YEAR	G	FGM-FGA	<20	20-29	30-39	40-49	50+	LONG	PAT	POINTS
2019	15	21-27	0-0	8-8	4-4	5-10	4-5	52	89-93	152
2020	10	18-21	0-0	4-4	5-6	3-4	6-7	57	36-36	90
2021	10	11-13	0-0	3-3	3-3	2-2	3-5	56	33-33	66
<b>TOTALS</b>	<b>35</b>	<b>50-61</b>	<b>0-0</b>	<b>15-15</b>	<b>12-13</b>	<b>10-16</b>	<b>13-17</b>	<b>57</b>	<b>158-162</b>	<b>308</b>



# 61

## Cameron Wire

**Offensive Tackle**  
**6-6 • 307 • Jr. • 1L**  
**Gonzales, La.**  
**East Ascension High School**

Entered 2021 as the starting left tackle for the Tigers, but has been limited by injuries this season ... Coming off his most productive season at LSU in 2020 with six starts and nine appearances ... Versatile lineman that has played both guard and tackle during his career ... Has played in 21 games with nine starts (8 at left tackle, 1 at right guard).

#### JUNIOR SEASON (2021)

Posted highest grade among Tiger O-linemen in Nov. 13 Arkansas game, playing 68 snaps with one knockdown block and one dominating block ... Recorded 77 snaps at left tackle in Nov. 6 game at Alabama ... Played 28 snaps at left tackle with one knockdown block at Kentucky on Oct. 9 ... After missing three games due to injury, logged 22 snaps at left tackle in the Oct. 2 Auburn game ... Started at left tackle at UCLA on Sept. 4, playing 44 snaps with one knockdown block.



# 36

## Cade York

**Placekicker**  
**6-1 • 198 • Jr. • 2L**  
**McKinney, Texas**  
**Prosper High School**

- 2020 Second Team All-America (AP, FWAAs)
- 2020 First Team All-SEC (Coaches)
- 2020 Second Team All-SEC (AP)
- 2020 SEC Special Teams Player of the Week (at Florida)
- 2020 SEC Academic Honor Roll
- 2019 SEC All-Freshman Team
- 2019 Second Team All-SEC (AP)
- 2019 SEC Special Teams Player of the Week (at Texas)

One of the top kickers in LSU history and the school-record holder for longest field goal in program annals ... Kicked his way into the LSU record books with a game-winning 57-yard field goal in the fog to help the Tigers beat No. 6 Florida, 37-34, on Dec. 12, 2020 ... Earned second team All-America honors from the Associated Press and the Football Writers Association of America in 2020 ... Also a first team All-SEC selection by the SEC Coaches and second team by AP in 2020 ... LSU record holder for 50-yard field goals in a career (13), in a season (6) and the only player in school history to kick two 50+ yard field goals in a game (twice - vs. Texas A&M, 2019, and vs. McNeese, 2021) ... LSU single-season record holder for kicking in a season with 152 and PATs (89) in 2019 ... Ranks No. 4 in LSU history in career field goals (50) ... Ranks No. 2 in LSU history in total points scored by kicking with 308 ... Is 158-of-162 on point-after touchdowns ... His 158 career PATs rank No. 2 in LSU history ... holds the LSU record with 112 consecutive made PATs, a streak that is active heading into this week's UL Monroe game.

#### JUNIOR SEASON (2021)

Hit two-of-three field goals attempts in Nov. 13 Arkansas game, connecting on kicks of 34 and 45 yards and missing from 55 yards ... Connected on a 47-yard field goal at Ole Miss on Oct. 23; his miss from 55 yards at Ole Miss is his only failed attempt this season in 10 tries ... Booted four field goals - including a long of 51 yards - on Oct. 2 vs. Auburn ... York's two field goals against McNeese on Sept. 11, 2021, covered 55 and 56 yards ... the 55-yarder set the Tiger Stadium record for longest field goal, and he broke the mark later in the game with the 56-yarder.

## CAREER GAMES PLAYED/STARTS

(Games Played/Starts)	'17	'18	'19	'20	'21	Total	Consecutive Starts
Alex Adams, WR	--	--	--	3/0	4/0	7/0	-
Andre Anthony, LB	--	13/3	9/2	9/7	3/3	35/15	-
Avery Atkins, PK	--	13/0	13/0	10/0	10/0	47/0	-
Micah Baskerville, LB	--	8/1	11/0	8/8	10/10	37/19	10
Jake Bech, TE	--	--	--	--	10/5	10/5	-
Kayshon Boutte, WR	--	--	--	10/5	6/6	16/11	-
Anthony Bradford, OL	--	--	3/0	7/0	6/5	16/5	-
Myles Brennan, QB	6/0	1/0	9/0	3/3	--	19/3	-
Major Burns, S	--	--	--	--	5/5	5/5	-
Pig Cage, CB	--	--	--	--	7/0	7/0	-
Zavier Carter, DE	--	--	--	--	5/0	5/0	-
Jarell Cherry, LB	--	1/0	3/0	1/1	5/0	10/0	-
Damone Clark, LB	--	13/0	14/3	10/7	10/10	47/19	11
Lloyd Cole, CB	--	--	13/0	4/0	10/0	25/0	-
Derrick Davis Jr., S	--	--	--	--	9/0	9/0	-
Tyrion Davis-Price, RB	--	--	13/0	9/5	10/9	31/13	8
Austin Deculus, OL	13/0	13/12	12/12	10/10	9/9	57/43	8
Nick Demas, RB	--	--	--	--	6/0	6/0	-
Garrett Dellinger, OL	--	--	--	--	10/2	10/2	1
Marcus Dumervil, OL	--	--	--	1/0	8/1	9/1	1
John Emery Jr., RB	--	--	10/0	9/3	--	19/3	-
Darren Evans, CB	--	--	--	9/1	10/2	19/3	2
Joseph Evans, DL	--	--	3/1	7/5	5/4	14/9	-
Neil Farrel Jr., DE	5/0	10/0	13/3	10/7	10/10	48/20	15
Cordale Flott, CB	--	--	14/1	10/10	9/8	33/19	1
Soni Fonua, OLB	--	--	4/0	7/0	6/2	17/2	2
Evan Francioni, WR	--	--	--	7/0	10/0	17/0	-
Ali Gaye, DL	--	--	--	10/10	4/4	14/14	-
Dylan Gibbs, LB	--	--	--	--	2/0	2/0	-
Armoni Goodwin, RB	--	--	--	--	6/0	6/0	-
Jacobian Guillory, DL	--	--	--	1/0	8/0	9/0	-
Todd Harris Jr., S	13/0	11/1	3/1	10/6	4/0	41/8	-
Xavier Hill, OL	--	--	--	1/0	3/2	4/2	-
Chris Hilton, WR	--	--	--	--	1/0	1/0	-
Chasen Hines, OL	--	8/1	10/0	9/9	7/6	33/16	-
Ed Ingram, OG	13/12	--	9/2	9/9	9/9	40/32	-
Landon Jackson, DE	--	--	--	--	5/0	5/0	-
Jaray Jenkins, WR	--	--	6/0	10/7	10/4	26/11	-
Max Johnson, QB	--	--	--	6/2	10/10	16/12	12
Raydarius Jones, CB	--	--	4/0	3/0	7/0	14/0	-
Saivion Jones, DE	--	--	--	--	8/0	8/0	-
Mike Jones Jr., LB	--	--	--	--	10/2	10/2	2
Corey Kiner, RB	--	--	--	--	8/0	8/0	-
Jontre Kirklin, CB	12/0	12/0	12/0	10/3	6/0	52/3	-
Matthew Langlois, DB	--	--	--	--	6/0	6/0	-
Bryce Langston, DL	--	--	--	--	1/0	1/0	-
Devonta Lee, WR	--	--	12/0	7/0	10/0	28/0	-
Cameron Lewis, S	2/0	3/0	13/0	9/0	8/6	35/6	5
Desmond Little, DE	--	--	--	--	4/0	4/0	-
Glen Logan, DE	12/2	13/10	11/10	8/8	4/4	48/34	4
Marlon Martinez, OL	--	--	--	9/0	10/3	19/3	1
Jack Mashburn, TE	--	--	--	3/0	9/3	12/3	1
Ezekeal Mata, PK	--	--	--	--	--	--	-
Darius McGhee, CB	--	--	--	--	9/0	9/0	-
Dwight McGlothern, CB	--	--	--	7/0	8/6	15/6	-
Aaron Moffitt, TE	--	--	12/0	--	1/0	12/0	-
Koy Moore, WR	--	--	--	10/1	6/0	16/1	-
Malik Nabers, WR	--	--	--	--	8/4	8/4	-
Corren Norman, RB	--	--	--	3/0	3/0	6/0	-
Garrett Nussmeier, QB	--	--	--	--	4/0	4/0	-
BJ Ojulari, OLB	--	--	--	10/1	10/9	20/10	9
Trey Palmer, WR	--	--	9/0	8/0	9/4	26/4	1
Spencer Payne, OL	--	--	--	--	8/0	8/0	-
Greg Penn III, LB	--	--	--	--	7/0	7/0	-
Eli Ricks, CB	--	--	--	10/7	6/6	16/13	-
Jaquelin Roy, DL	--	--	--	9/0	10/0	19/0	-
Sage Ryan, S	--	--	--	--	3/2	3/2	-
Antoine Sampah, LB	--	--	--	5/0	2/0	7/0	-
Liam Shanahan, OL	--	--	--	10/10	10/10	20/20	20
Quentin Skinner, LS	--	1/0	--	10/0	10/0	21/0	-
Jared Small, LB	4/0	5/0	--	6/0	--	15/0	-
Maason Smith, DT	--	--	--	--	8/3	8/3	-
Deion Smith, WR	--	--	--	--	6/3	6/3	-
Preston Stafford, K	--	--	--	--	2/0	2/0	-
Derek Stingley Jr., CB	--	--	14/14	7/7	3/3	23/23	-
Navonteque Strong, LB	--	--	--	--	8/2	8/2	-
Kole Taylor, TE	--	--	--	7/2	9/2	16/4	-
Brian Thomas Jr., WR	--	--	--	--	10/8	10/8	5
Kardell Thomas, OL	--	--	--	1/0	4/0	5/0	-
Jordan Toles, S	--	--	--	8/0	6/0	14/0	-
Charles Turner, OL	--	--	2/0	8/1	4/1	14/2	-
Jay Ward, CB	--	--	11/0	9/3	7/7	27/10	6
Phillip Webb, LB	--	--	--	--	2/0	2/0	-
Josh White, LB	--	--	--	10/0	--	10/0	-
Josh Williams, RB	--	--	--	10/0	10/0	20/0	-
Cameron Wire, OT	--	--	5/0	9/6	6/3	20/9	2
Cade York, K	--	--	13/0	10/0	10/0	33/0	-





# LSU'S 20-YARD PLAYS

## Play Breakdown

Pass.....	33
Rush.....	11
TOTAL.....	44

## BY GAME

at UCLA.....	3
vs. McNeese St. ....	5
vs. Central Michigan.....	9
at Mississippi St.....	4
vs. Auburn.....	4
at Kentucky.....	4
vs. Florida.....	7
at Ole Miss.....	3
at Alabama.....	3
vs. Arkansas.....	2
TOTAL.....	44

## BY QUARTER

1st.....	1
2nd.....	9
3rd.....	13
4th.....	13
Overtime.....	1

## RUSHING

Tyrion Davis-Price.....	5
Corey Kiner.....	2
Armoni Goodwin.....	1
Josh Williams.....	1

## PASSING

Max Johnson.....	27
Garrett Nussmeier.....	3
Avery Atkins.....	1

## RECEIVING

Kayshon Boutte.....	6
Jack Bech.....	5
Brian Thomas Jr.....	4
Deion Smith.....	3
Malik Nabers.....	4
Trey Palmer.....	4
Tyrion Davis-Price.....	1
Devonta Lee.....	1
Koy Moore.....	1
Kole Taylor.....	1
Jaray Jenkins.....	1
Jontre Kirklin.....	1
Jack Mashburn.....	1

## 20 OR MORE TOUCHDOWNS

Kayshon Boutte.....	3
Jack Bech.....	2
Tyrion Davis-Price.....	2
Deion Smith.....	2
Jaray Jenkins.....	1
Corey Kiner.....	1
Devonta Lee.....	1
Malik Nabers.....	1

## 20-Plus Yards Plays of 2021

Yards	Type	Player	Opp.	Qtr.
64	Pass	Kayshon Boutte from Max Johnson for a TD*	MSU	3
58	Pass	Trey Palmer from Max Johnson for a TD*	MSU	3
55	Pass	Kayshon Boutte from Max Johnson for a first down	AUB	1
45	Pass	Kayshon Boutte from Max Johnson for a TD*	UCLA	4
44	Pass	Kayshon Boutte from Max Johnson for a TD*	UCLA	3
44	Pass	Trey Palmer from Max Johnson for a first down	OLE	1
41	Pass	Kole Taylor from Max Johnson for a TD*	MSU	3
41	Pass	Malik Nabers from Max Johnson for a TD*	KEN	4
41	Pass	Brian Thomas Jr. from Max Johnson for a first down	CMU	2
40	Pass	Deion Smith from Max Johnson for a TD*	CMU	1
40	Rush	Tyrion Davis-Price for a TD*	FLA	3
40	Pass	Jack Bech from Max Johnson for a first down	AUB	2
37	Pass	Kayshon Boutte from Max Johnson for a first down	KEN	4
37	Rush	Tyrion Davis-Price for a first down	ALA	4
34	Pass	Deion Smith from Max Johnson for a first down	CMU	3
34	Pass	Trey Palmer from Max Johnson for a first down	ALA	3
33	Pass	Jontre Kirklin from Garrett Nussmeier for a first down	OLE	4
31	Pass	Kayshon Boutte from Max Johnson for a TD*	AUB	1
31	Pass	Jack Bech from Max Johnson for a first down	CMU	2
30	Rush	Tyrion Davis-Price for a first down	KEN	3
29	Pass	Jack Bech from Garrett Nussmeier for a TD*	ARK	1
28	Pass	Deion Smith from Max Johnson for a TD*	CMU	1
28	Pass	Jaray Jenkins from Max Johnson for a TD*	FLA	2
28	Pass	Koy Moore from Garrett Nussmeier for a first down	CMU	4
26	Rush	Corey Kiner for a first down	CMU	4
26	Pass	Jack Mashburn from Avery Atkins for a first down	ALA	1
25	Rush	Tyrion Davis-Price for a TD*	FLA	3
25	Pass	Malik Nabers from Max Johnson for a first down	AUB	2
25	Pass	Brian Thomas Jr. from Max Johnson for a first down	KEN	4
24	Pass	Jack Bech from Max Johnson for a first down	MCN	1
24	Pass	Malik Nabers from Max Johnson for a first down	FLA	3
24	Rush	Josh Williams for a first down	FLA	4
24	Pass	Malik Nabers from Garrett Nussmeier for a first down	ARK	5
23	Rush	Tyrion Davis-Price for a TD*	MCN	4
23	Pass	Brian Thomas Jr. from Garrett Nussmeier for a first down	OLE	4
21	Pass	Devonta Lee from Max Johnson for a TD*	CMU	3
21	Rush	Armoni Goodwin for a first down	MCN	1
21	Rush	Tyrion Davis-Price for a first down	MCN	2
21	Pass	Tyrion Davis-Price from Max Johnson for a first down	MCN	3
21	Rush	Tyrion Davis-Price for a first down	FLA	3
20	Pass	Jack Bech from Max Johnson for a TD*	CMU	2
20	Pass	Trey Palmer from Max Johnson for a first down	UCLA	3
20	Pass	Brian Thomas Jr. from Max Johnson for a first down	MSU	2
20	Rush	Tyrion Davis-Price for a first down	FLA	4

\*Denotes play resulted in touchdown.



## LSU TEAM GAME HIGHS

Rushes	45	vs. Florida (Oct. 16, 2021)
Yards Rushing	321	vs. Florida (Oct. 16, 2021)
Yards Per Rush	7.1	vs. Florida (Oct. 16, 2021)
TD Rushes	3	vs. Florida (Oct. 16, 2021)
Pass attempts	46	at UCLA (Sept. 4, 2021)
Pass completions	27	vs. Central Michigan (Sept. 18, 2021)
Yards Passing	400	vs. Central Michigan (Sept. 18, 2021)
Yards Per Pass	16.5	at Mississippi St. (Sept. 25, 2021)
TD Passes	5	vs. Central Michigan (Sept. 18, 2021)
Total Plays	79	vs. Arkansas (Nov. 13, 2021)
Total Offense	484	vs. Central Michigan (Sept. 18, 2021)
Yards Per Play	7.7	vs. Central Michigan (Sept. 18, 2021)
Points	49	vs. Central Michigan (Sept. 18, 2021)
		vs. Florida (Oct. 16, 2021)
Sacks By	8	vs. McNeese St. (Sept. 11, 2021)
First Downs	27	at UCLA (Sept. 4, 2021)
Penalties	6	vs. Central Michigan (Sept. 18, 2021)
		vs. Auburn (Oct. 2, 2021)
		at Alabama (Nov. 6, 2021)
Penalty Yards	57	vs. Central Michigan. (Sept. 18, 2021)
Turnovers	3	at Ole Miss (Oct. 23, 2021)
		vs. Arkansas (Nov. 13, 2021)
Interceptions By	4	vs. Florida (Oct. 16, 2021)
Punts	7	vs. McNeese St. (Sept. 11, 2021)
Punting Avg	53.3	at Kentucky (Oct. 9, 2021)
Long Punt	56	vs. Florida (Sept. 18, 2021)
Punts inside 20	4	at UCLA (Sept. 4, 2021)
Long Punt Return	24	at Mississippi St. (Sept. 25, 2021)

## LSU INDIVIDUAL GAME HIGHS

Rushes	36	Tyrion Davis-Price vs. Florida (Oct. 16, 2021)
Yards Rushing	287	Tyrion Davis-Price vs. Florida (Oct. 16, 2021)
TD Rushes	3	Tyrion Davis-Price vs. Florida (Oct. 16, 2021)
Long Rush	40	Tyrion Davis-Price vs. Florida (Oct. 16, 2021)
Pass attempts	46	Max Johnson at UCLA (Sept. 4, 2021)
		Max Johnson vs. Auburn (Oct. 2, 2021)
Pass completions	26	Max Johnson at UCLA (Sept. 4, 2021)
		M. Johnson vs. Central Michigan (Sept. 18, 2021)
Yards Passing	372	M. Johnson vs. Central Michigan (Sept. 18, 2021)
TD Passes	5	M. Johnson vs. Central Michigan (Sept. 18, 2021)
Long Pass	64	Max Johnson at Mississippi St. (Sept. 25, 2021)
Receptions	9	Kayshon Boutte at UCLA (Sept. 4, 2021)
Yards Receiving	148	Kayshon Boutte at UCLA (Sept. 4, 2021)
TD Receptions	3	Kayshon Boutte at UCLA (Sept. 4, 2021)
		Jaray Jenkins vs. Florida (Oct. 16, 2021)
Long Reception	64	Kayshon Boutte at Mississippi St. (Sept. 25, 2021)
Field Goals	4	Cade York vs. Auburn (Oct. 2, 2021)
Long Field Goal	56	Cade York vs. McNeese St. (Sept. 11, 2021)
Punts	7	Avery Atkins vs. McNeese St. (Sept. 11, 2021)
Punting Avg	53.3	Avery Atkins at Kentucky (Oct. 9, 2021)
Long Punt	56	Avery Atkins vs. Florida (Oct. 16, 2021)
Punts inside 20	4	Avery Atkins at UCLA (Sept. 4, 2021)
Long Punt Return	24	Trey Palmer at Mississippi St. (Sept. 25, 2021)
Long Kickoff Return	28	Trey Palmer vs. Florida (Oct. 16, 2021)
Tackles	20	Damone Clark at Ole Miss (Oct. 23, 2021)
Sacks	3.0	Maason Smith vs. McNeese St. (Sept. 11, 2021)
Tackles For Loss	3.5	Maason Smith vs. McNeese St. (Sept. 11, 2021)
		Micah Baskerville vs. Arkansas (Nov. 13, 2021)
Interceptions	1	Eli Ricks at UCLA (Sept. 4, 2021)
		Major Burns vs. Central Michigan (Sept. 18, 2021)
		Cordale Flott at Mississippi St. (Sept. 25, 2021)
		Damone Clark vs. Florida (Oct. 16, 2021)
		Micah Baskerville vs. Florida (Oct. 16, 2021)
		Jay Ward vs. Florida (Oct. 16, 2021)
		Dwight McGlothorn vs. Florida (Oct. 16, 2021)

## OPPONENT TEAM GAME HIGHS

Rushes	50	at Ole Miss (Oct. 23, 2021)
Yards Rushing	330	at Kentucky (Oct. 9, 2021)
Yards Per Rush	7.3	at Kentucky (Oct. 9, 2021)
TD Rushes	3	at Kentucky (Oct. 9, 2021)
		at Ole Miss (Oct. 23, 2021)
Pass attempts	62	at Mississippi St. (Sept. 25, 2021)
Pass completions	47	at Mississippi St. (Sept. 25, 2021)
Yards Passing	371	at Mississippi St. (Sept. 25, 2021)
Yards Per Pass	28.9	at UCLA (Sept. 4, 2021)
TD Passes	4	vs. Florida (Oct. 16, 2021)
Total Plays	88	at Mississippi St. (Sept. 25, 2021)
Total Offense	488	vs. Florida (Oct. 16, 2021)
Yards Per Play	7.7	at Kentucky (Oct. 9, 2021)
Points	42	at Kentucky (Oct. 9, 2021)
		vs. Florida (Oct. 16, 2021)
Sacks By	5	at Ole Miss (Oct. 23, 2021)
		at Alabama (Nov. 6, 2021)
First Downs	29	at Mississippi St. (Sept. 25, 2021)
Penalties	12	at Ole Miss (Oct. 23, 2021)
Penalty Yards	106	at Ole Miss (Oct. 23, 2021)
Turnovers	4	vs. Arkansas (Nov. 13, 2021)
Interceptions By	2	at UCLA (Sept. 4, 2021)
Punts	12	vs. McNeese St. (Sept. 11, 2021)
Punting Avg	49.0	vs. Central Michigan (Sept. 18, 2021)
Long Punt	60	vs. Central Michigan (Sept. 18, 2021)
Punts inside 20	4	vs. Central Michigan (Sept. 18, 2021)
Long Punt Return	26	vs. Arkansas (Nov. 13, 2021)

## OPPONENT INDIVIDUAL GAME HIGHS

Rushes	17	Brittain Brown at UCLA (Sept. 4, 2021)
Yards Rushing	147	Chris Rodriguez Jr. at Kentucky (Oct. 9, 2021)
TD Rushes	2	Will Levis at Kentucky (Oct. 9, 2021)
Long Rush	44	Jarquez Hunter vs. Auburn (Oct. 2, 2021)
Pass attempts	62	Will Rogers at Mississippi St. (Sept. 25, 2021)
Pass completions	47	Will Rogers at Mississippi St. (Sept. 25, 2021)
Yards Passing	371	Will Rogers at Mississippi St. (Sept. 25, 2021)
TD Passes	3	D. Thompson-Robinson at UCLA (Sept. 4, 2021)
		Will Rogers at Mississippi St. (Sept. 25, 2021)
		Will Levis at Kentucky (Oct. 9, 2021)
		Anthony Richardson vs. Florida (Oct. 16, 2021)
Long Pass	78	J. Simon vs. Central Michigan (Sept. 18, 2021)
Receptions	10	Jameson Williams at Alabama (Nov. 6, 2021)
Yards Receiving	160	Jameson Williams at Alabama (Nov. 6, 2021)
TD Receptions	2	Justin Shorter vs. Florida (Oct. 16, 2021)
Long Reception	78	J. Sullivan vs. Central Michigan (Sept. 18, 2021)
Field Goals	3	Anders Carlson vs. Auburn (Oct. 2, 2021)
		Cam Little vs. Arkansas (Nov. 13, 2021)
Long Field Goal	51	Anders Carlson vs. Auburn (Oct. 2, 2021)
Punts	10	Callum Eddings vs. McNeese St. (Sept. 4, 2021)
Punting Avg	49.0	L. Elzinga vs. Central Michigan (Sept. 18, 2021)
Long Punt	60	L. Elzinga vs. Central Michigan (Sept. 18, 2021)
Punts inside 20	4	L. Elzinga vs. Central Michigan (Sept. 18, 2021)
Long Punt Return	26	Bryce Stephens vs. Arkansas (Nov. 13, 2021)
Long Kickoff Return	27	Kazmeir Allen at UCLA (Sept. 4, 2021)
Tackles	13	Bumper Pool vs. Arkansas (Nov. 13, 2021)
Sacks	2	Octavious Oxendine at Kentucky (Oct. 9, 2021)
		Dallas Turner at Alabama (Nov. 6, 2021)
Tackles For Loss	4.0	Will Anderson at Alabama (Nov. 6, 2021)
Interceptions	1	Caleb Johnson at UCLA (Sept. 4, 2021)
		Devonni Reed vs. Central Michigan (Sept. 18, 2021)
		Emmanuel Forbes at Mississippi St. (Sept. 25, 2021)
		Bydarrius Knighten vs. Auburn (Oct. 2, 2021)
		Tysheem Johnson at Ole Miss (Oct. 23, 2021)
		Jalyn Armour-Davis at Alabama (Nov. 6, 2021)
		Myles Slusher vs. Arkansas (Nov. 13, 2021)
		Montaric Brown vs. Arkansas (Nov. 13, 2021)

## DRIVE SUPERLATIVES

<b>Longest Drive</b>		<b>LSU</b>	<b>Opponents</b>
No. of Plays	14 at Ole Miss (10/23/2021) results in TD	14 at Ole Miss (10/23/2021) results in TOD	14 at Mississippi St (9/25/2021) results in a Missed FG
		14 at Alabama (11/6/2021) results in TD	
		14 at Alabama (11/6/2021) results in TOD	
By No. of Yards	93 vs. Central Michigan (9/18/2021) results in a TD		92 vs. Auburn (10/2/2021) results in a TD
By Time of Possession	6:29 at Ole Miss (10/23/2021) results in a TOD		6:06 at Alabama (11/6/2021) results in TD

<b>Shortest Drive</b>		<b>LSU</b>	<b>Opponents</b>
By No. of Plays	1 vs. Central Michigan (9/18/2021) results in Half	1 vs. Central Michigan (9/18/2021) results in Half	1 at UCLA (9/4/2021) results in a TD
		1 at Mississippi St. (9/25/2021) results in TD	1 vs. McNeese St (9/11/2021) results in End of Half
		1 vs. Auburn (10/2/2021) results in Half	1 vs. Florida (10/16/2021) results in INT
		1 vs. Florida (10/16/2021) results in TD	1 vs. Arkansas (11/13/2021) results in End of Regulation
		1 at Ole Miss (10/23/2021) results in Half	
By No. of Yards	-16 vs. Florida (10/16/2021) results in Punt		-11 vs. Arkansas (11/13/2021) results in a Punt
By Time of Possession	0:07 vs. Florida (9/25/2021) results in a TD		0:10 vs. McNeese St. (9/11/2021) results in End of Half

## SCORING DRIVE BREAKDOWN

Yardage	LSU		Opponent	
	TD	FG	TD	FG
No. Drive	-	-	-	-
Neg. Yards	-	-	-	-
0-9	-	-	1	1
10-19	-	2	1	-
20-29	3	2	-	1
30-39	1	1	1	-
40-49	2	2	2	3
50-59	2	3	4	2
60-69	7	1	7	2
70-79	10	-	15	1
80-89	2	-	2	1
90-99	5	-	1	-
<b>TOTALS</b>	<b>32</b>	<b>11</b>	<b>34</b>	<b>11</b>

## GAME-OPENING DRIVES

	PTS	LSU		Opponent		
		1STS	YDS	PTS	1STS	YDS
at UCLA	0	2	35	0	1	28
vs. McNeese	7	2	62	0	0	6
vs. Central Michigan	7	4	65	0	1	8
at Mississippi State	7	3	65	0	2	38
vs. Auburn	7	3	91	0	1	27
at Kentucky	0	2	28	7	2	44
vs. Florida	0	1	18	0	0	2
at Ole Miss	7	3	90	0	1	11
at Alabama	7	3	68	0	2	43
vs. Arkansas	0	0	5	3	1	23
vs. ULM	-	-	-	-	-	-
vs. Texas A&M	-	-	-	-	-	-
<b>TOTALS</b>	<b>42</b>	<b>23</b>	<b>527</b>	<b>10</b>	<b>11</b>	<b>230</b>

## THREE AND OUTS

	LSU		Opponent	
	THREE AND OUTS/DRIVES	THREE AND OUTS/DRIVES	THREE AND OUTS/DRIVES	THREE AND OUTS/DRIVES
at UCLA	3/12		2/13	
vs. McNeese	4/15		8/15	
vs. Central Michigan	3/13		3/12	
at Mississippi State	1/11		1/11	
vs. Auburn	2/11		2/11	
at Kentucky	0/10		1/11	
vs. Florida	4/13		3/14	
at Ole Miss	3/11		2/11	
at Alabama	4/13		5/12	
vs. Arkansas	3/14		6/15	
vs. ULM	--		--	
vs. Texas A&M	--		--	
<b>TOTALS</b>	<b>27/123</b>		<b>33/125</b>	

## SECOND-HALF OPENING DRIVES

	PTS	LSU		Opponent		
		1STS	YDS	PTS	1STS	YDS
at UCLA	0	2	24	7	1	17
vs. McNeese	0	0	7	0	2	33
vs. Central Michigan	7	4	93	0	1	18
at Mississippi State	7	2	75	0	4	60
vs. Auburn	3	4	40	0	1	40
at Kentucky	7	3	75	7	3	75
vs. Florida	7	3	75	0	0	1
at Ole Miss	0	0	-3	7	3	66
at Alabama	0	1	30	7	1	58
vs. Arkansas	0	1	17	0	2	29
vs. ULM	-	-	-	-	-	-
vs. Texas A&M	-	-	-	-	-	-
<b>TOTALS</b>	<b>31</b>	<b>20</b>	<b>433</b>	<b>28</b>	<b>18</b>	<b>396</b>

## LSU DRIVE CHARTS

UCLA					
QTR	TIME	START	PL-YDS	TOP	RESULT
1	12:14	LSU 9	6-35	3:18	Punt
1	7:19	LSU 28	9-15	4:07	Punt
1	0:10	LSU 37	8-63	2:36	TD
2	12:20	LSU 25	3- -1	1:00	Punt
2	9:49	LSU 25	6-36	2:42	Punt
2	4:44	UCLA 33	5-26	0:51	FG
2	1:52	LSU 31	3-2	1:02	Punt
3	15:00	LSU 25	7-24	3:25	INT
3	10:52	LSU 25	4-75	1:56	TD
3	6:38	LSU 25	12-60	5:31	FG
4	12:28	LSU 30	3-5	1:23	Punt
4	6:25	LSU 27	7-73	2:17	TD

MCNEESE ST.					
QTR	TIME	START	PL-YDS	TOP	RESULT
1	13:49	LSU 38	10-62	5:33	TD
1	3:42	LSU 20	6-24	2:22	Downs
2	15:00	LSU 13	3-5	0:14	Punt
2	14:07	LSU 16	6-27	3:11	Punt
2	7:42	MCN 28	3-28	0:44	TD
2	5:35	LSU 44	9-19	3:54	FG
2	0:37	LSU 37	3-6	0:27	Punt
3	14:57	LSU 26	3-7	1:21	Punt
3	9:55	LSU 20	4-28	1:57	Punt
3	4:38	MCN 49	7-49	1:51	TD
3	0:52	MCN 50	7-12	0:57	FG
4	11:55	LSU 34	3-5	1:27	Punt
4	8:42	LSU 50	3-50	1:05	TD
4	4:30	LSU 25	6-12	2:02	Punt
4	1:22	LSU 27	2- -3	1:22	End

CENTRAL MICHIGAN					
QTR	TIME	START	PL-YDS	TOP	RESULT
1	15:00	LSU 35	8-65	3:12	TD
1	7:20	CMU 45	3- -13	2:24	Punt
1	2:45	LSU 37	3-63	0:53	TD
1	0:15	LSU 20	5-25	1:55	Punt
2	11:58	LSU 35	12-65	5:04	TD
2	3:00	LSU 8	4-92	0:45	TD
2	0:30	LSU 39	1- -2	0:30	Half
3	12:42	LSU 7	9-93	3:08	TD
3	6:47	LSU 10	3-4	1:06	INT
3	5:41	LSU 35	3- -7	2:04	Punt
3	1:26	LSU 16	3-0	0:31	Punt
4	10:47	LSU 25	6-75	3:28	TD
4	1:48	LSU 21	3-14	1:48	End

MISSISSIPPI ST.					
QTR	TIME	START	PL-YDS	TOP	RESULT
1	12:38	MSU 35	9-35	3:34	TD
1	6:37	LSU 19	5-13	1:44	Punt
1	1:33	LSU 11	5-27	1:55	Punt
2	8:19	LSU 25	4-18	2:11	INT
2	3:59	LSU 39	6-20	3:18	Punt
3	15:00	LSU 25	2-75	0:38	TD
3	8:55	LSU 20	7-36	4:23	Punt
3	3:45	LSU 42	1-58	0:10	TD
3	0:26	LSU 25	9-75	3:54	TD
4	6:48	LSU 25	3-4	1:12	Punt
4	1:53	MSU 41	3- -3	1:53	End

## OPPONENT DRIVE CHARTS

UCLA					
QTR	TIME	START	PL-YDS	TOP	RESULT
1	14:53	UCLA 26	6-28	2:39	Punt
1	8:56	UCLA 18	3-8	1:37	Punt
1	3:12	UCLA 9	5-15	3:02	Punt
2	12:34	UCLA 25	1-75	0:14	TD
2	11:20	UCLA 29	6-71	1:31	TD
2	7:07	UCLA 6	5-11	2:23	INT
2	3:53	UCLA 25	3-7	2:01	Punt
2	0:50	UCLA 30	2- -1	0:50	Half
3	11:35	LSU 17	3-17	0:43	TD
3	8:56	UCLA 25	6-50	2:18	FG
3	0:59	UCLA 27	8-73	3:51	TD
4	11:05	UCLA 19	8-81	4:34	TD
4	4:07	LSU 42	8-16	4:07	End

MCNEESE ST.					
QTR	TIME	START	PL-YDS	TOP	RESULT
1	15:00	MCN 25	3-6	1:11	Punt
1	8:16	MCN 25	9-25	4:34	Punt
1	1:20	LSU 44	3-2	1:20	Punt
2	14:46	MCN 48	3-2	0:39	Punt
2	10:56	MCN 16	6-12	3:14	Fumble
2	6:58	MCN 25	3-2	1:23	Punt
2	1:41	MCN 25	3-1	1:04	Punt
2	0:10	MCN 12	1-3	0:10	Half
3	13:36	MCN 20	6-33	3:41	Punt
3	7:58	MCN 18	6-3	3:20	Punt
3	2:39	MCN 22	3- -6	1:47	Punt
4	14:55	MCN 25	5-14	3:00	Punt
4	10:28	MCN 25	3- -5	1:46	Punt
4	7:32	MCN 21	5-79	3:02	TD
4	2:28	MCN 46	3- -4	1:06	Punt

CENTRAL MICHIGAN					
QTR	TIME	START	PL-YDS	TOP	RESULT
1	11:48	CMU 25	4-8	1:43	Fumble
1	10:05	CMU 25	6-14	2:45	INT
1	4:56	CMU 6	3- -1	2:11	Punt
1	1:52	CMU 25	3-75	1:27	TD
2	13:20	CMU 20	3-9	1:22	Punt
2	6:54	CMU 25	7-18	3:54	Punt
2	2:15	CMU 25	8-36	1:45	Downs
3	15:00	CMU 25	4-18	2:18	Punt
3	9:34	CMU 25	4-5	2:47	Punt
3	3:37	CMU 32	3-0	2:11	Punt
3	0:55	CMU 50	12-50	5:08	TD
4	7:19	CMU 25	13-54	5:31	Downs

MISSISSIPPI ST.					
QTR	TIME	START	PL-YDS	TOP	RESULT
1	15:00	MSU 25	6-45	2:22	Fumb
1	9:04	MSU 25	5-18	2:27	Punt
1	4:53	MSU 37	7-38	3:20	INT
2	14:38	MSU 15	14-80	6:19	FG
2	6:08	MSU 20	5-12	2:09	Punt
2	0:41	MSU 10	4-32	0:41	Half
3	14:22	MSU 25	14-60	5:27	FG
3	4:32	MSU 20	3-0	0:47	Punt
3	3:35	MSU 25	8-75	3:09	TD
4	11:32	MSU 25	12-75	4:44	TD
4	5:36	MSU 34	12-66	3:43	TD



**ARKANSAS**

QTR	TIME	START	PL-YDS	TOP	RESULT
1	15:00	LSU 25	3-5	1:25	Punt
1	11:59	LSU 25	10-34	5:45	Punt
1	4:51	ARK 43	9-28	3:04	FG
1	0:12	ARK 40	3-40	0:20	TD
2	13:50	LSU 41	3- -6	1:04	Punt
2	10:52	LSU 44	4-26	1:21	FUMB
2	7:32	LSU 20	3-0	1:20	Punt
2	3:22	LSU 11	5-19	2:46	Punt
3	11:09	LSU 46	7-17	2:46	FGA
3	6:01	LSU 25	4-16	1:17	TD
3	0:37	LSU 25	12-48	4:44	FG
4	9:09	LSU 23	8-39	3:11	Downs
4	3:54	LSU 5	6-35	3:37	Punt
OT	-	ARK 25	5-17	-	INT

**ARKANSAS**

QTR	TIME	START	PL-YDS	TOP	RESULT
1	13:35	ARK 47	5-23	1:36	FG
1	6:14	ARK 20	3- -11	1:23	Punt
1	1:39	ARK 17	3- -4	1:27	Punt
2	14:52	ARK 25	3- -2	1:02	Punt
2	12:46	ARK 30	3-2	1:52	Punt
2	9:31	ARK 30	4-19	1:59	Punt
2	6:12	ARK 28	7-25	2:50	Punt
2	0:36	ARK 26	4-44	0:36	Half
3	15:00	ARK 25	11-29	3:51	Downs
3	8:23	ARK 37	5-63	2:22	TD
3	4:44	ARK 37	9-53	4:07	FG
4	10:40	ARK 30	3-7	1:31	Punt
4	5:58	ARK 38	3-5	2:04	Punt
4	0:17	ARK 14	1- -1	0:17	Half
OT	-	LSU 25	4-6	-	FG

## TURNOVERS

Opponent	Forced by LSU					Forced By Opponent			
	Fum	Int	Tot	Pts Off	Margin	Fum	Int	Tot	Pts Off
at UCLA	0	1	1	3	-2	2	1	3	7
vs. McNeese	1	0	1	7	+1	0	0	0	0
vs. Central Michigan	1	1	2	7	-	1	1	2	7
at Mississippi State	1	1	2	7	+1	0	1	1	0
vs. Auburn	0	0	0	0	-2	1	1	2	0
at Kentucky	0	0	0	0	-1	1	0	1	7
vs. Florida	0	4	4	21	+4	0	0	0	0
at Ole Miss	0	0	0	0	-3	2	1	3	3
at Alabama	1	0	1	0	-1	1	1	2	13
vs. ULM	0	0	0	0	-3	1	2	3	6
vs. Arkansas	-	-	-	-	-	-	-	-	-
vs. Texas A&M	-	-	-	-	-	-	-	-	-
<b>TOTALS</b>	<b>4</b>	<b>7</b>	<b>11</b>	<b>45</b>	<b>-</b>	<b>7</b>	<b>7</b>	<b>14</b>	<b>30</b>

## LSU BIG PLAYS

Opponent	Rushing				Passing				Special Teams	
	10-19	20-29	30-39	40+	20-29	30-39	40-49	50+	Block	Ret. TD
at UCLA	1	0	0	0	1	0	2	0	0	0
vs. McNeese	2	3	0	0	2	0	0	0	0	0
vs. Central Michigan	3	1	0	0	4	2	2	0	0	0
at Mississippi State	2	0	0	0	1	0	1	2	0	0
vs. Auburn	2	0	0	0	1	0	1	1	1	0
at Kentucky	5	0	1	0	1	1	1	0	0	0
vs. Florida	7	4	1	0	2	0	0	0	1	0
at Ole Miss	2	0	0	0	1	1	1	0	0	0
at Alabama	1	0	1	0	1	1	0	0	0	0
vs. Arkansas	4	0	0	0	2	0	0	0	0	0
vs. ULM	-	-	-	-	-	-	-	-	-	-
vs. Texas A&M	-	-	-	-	-	-	-	-	-	-
<b>TOTALS</b>	<b>29</b>	<b>8</b>	<b>3</b>	<b>0</b>	<b>16</b>	<b>5</b>	<b>8</b>	<b>3</b>	<b>2</b>	<b>0</b>

## OPPONENT BIG PLAYS

Opponent	Rushing				Passing				Special Teams	
	10-19	20-29	30-39	40+	20-29	30-39	40-49	50+	Block	Ret. TD
at UCLA	8	1	0	1	1	2	1	1	0	0
vs. McNeese	1	0	2	0	0	0	1	0	0	0
vs. Central Michigan	3	0	0	0	4	2	2	0	0	0
at Mississippi State	4	0	0	0	3	0	0	0	0	0
vs. Auburn	3	1	0	1	2	1	0	0	0	0
at Kentucky	9	2	2	0	2	1	0	0	0	0
vs. Florida	2	1	0	0	4	2	1	0	1	0
at Ole Miss	4	3	1	0	1	1	0	0	0	0
at Alabama	2	0	0	0	3	0	0	1	0	0
vs. Arkansas	4	2	0	0	1	0	1	0	0	0
vs. ULM	-	-	-	-	-	-	-	-	-	-
vs. Texas A&M	-	-	-	-	-	-	-	-	-	-
<b>TOTALS</b>	<b>40</b>	<b>10</b>	<b>5</b>	<b>2</b>	<b>21</b>	<b>9</b>	<b>6</b>	<b>2</b>	<b>1</b>	<b>0</b>

## TEAM STATISTICS

TEAM STATISTICS	LSU	OPP				
Scoring	271	266				
Points per game	27.1	26.6				
Points Off Turnovers	45	43				
First Downs	199	203				
Rushing	68	86				
Passing	113	108				
Penalty	18	9				
Rushing Yardage	1114	1475				
Yards gained rushing	1395	1807				
Yards lost rushing	281	332				
Rushing attempts	334	370				
Average per rush	3.3	4.0				
Average per game	111.4	147.5				
TDs Rushing	8	13				
Passing Yardage	2545	2384				
Comp-Att-Int	211-360-8	214-330-7				
Average per pass	7.1	7.2				
Average per catch	12.1	11.1				
Average per game	254.5	238.4				
TDs Passing	24	21				
Total offense	3659	3859				
Total plays	694	700				
Average per play	5.3	5.5				
Average per game	365.9	385.9				
Kick returns: #-Yards	9-155	9-173				
Punt returns: #-Yards	16-99	13-117				
Int returns: #-Yards	7-135	8-51				
Kick return average	17.2	19.2				
Punt return average	6.2	9.0				
Int return average	19.3	6.4				
Fumbles-Lost	16-5	12-5				
Penalties-Yards	43-317	57-457				
Average per game	31.7	45.7				
Punts-Yards	49-2068	53-2161				
Average per punt	42.2	40.8				
Net punt average	38.6	37.9				
Kickoffs-Yards	55-3348	51-3031				
Average per kick	60.9	59.4				
Net kick average	37.3	37.6				
Time of possession / game	29:18	30:46				
3rd-down conversion	54/147	59/146				
3rd-down pct	37%	40%				
4rd-down conversion	15/24	9/14				
4rd-down pct	63%	64%				
Sacks by-Yards	31-222	29-188				
Misc Yards	0	0				
Touchdowns scored	34	35				
Field goals - attempts	11-13	7-11				
On-Side kicks	0-0	1-1				
Red-zone scores	(25-29) 86%	(26-29) 90%				
Red-zone touchdowns	(18-29) 62%	(22-29) 76%				
PAT-attempts	(34-34) 100%	(33-36) 92%				
Attendance	479268	344711				
Games / Avg per game	5/95854	5/68942				
Neutral site games	-	0/0				
<b>Score by quarters</b>	<b>1st</b>	<b>2nd</b>	<b>3rd</b>	<b>4th</b>	<b>OT</b>	<b>Total</b>
<b>LSU</b>	<b>59</b>	<b>68</b>	<b>72</b>	<b>72</b>	<b>0</b>	<b>271</b>
<b>Opponents</b>	<b>23</b>	<b>72</b>	<b>90</b>	<b>78</b>	<b>3</b>	<b>266</b>

## GAME RESULTS

09/04/2021	at UCLA	L 27-38	0-1	0-0	3:57	68123
09/11/2021	McNeese	W 34-7	1-1	0-0	3:30	94220
09/18/2021	Central Mich.	W 49-21	2-1	0-0	3:15	92547
* 09/25/2021	at Mississippi St.	W 28-25	3-1	1-0	3:30	50298
* 10/02/2021	Auburn	L 19-24	3-2	1-1	3:36	97717
* 10/09/2021	at Kentucky	L 21-42	3-3	1-2	3:14	61690
* 10/16/2021	Florida	W 49-42	4-3	2-2	3:35	96012
* 10/23/2021	at Ole Miss	L 17-31	4-4	2-3	3:20	64523
* 11/06/2021	at Alabama	L 14-20	4-5	2-4	3:29	100077
* 11/13/2021	Arkansas	L OT 13-16	4-6	2-5	3:28	98772

## SCORING

	TD	FGs	PATs Kick	Rush	Rcv	Pass	DXP	Saf	Points
Cade York	-	11-13	33-33	-	-	-	-	-	66
Kayshon Boutte	9	-	-	-	-	-	-	-	54
Tyrion Davis-Price	6	-	-	-	-	-	-	-	36
Jaray Jenkins	3	-	-	-	-	-	-	-	18
Jack Bech	3	-	-	-	-	-	-	-	18
Trey Palmer	2	-	-	-	-	-	-	-	12
Deion Smith	2	-	-	-	-	-	-	-	12
Malik Nabers	2	-	-	-	-	-	-	-	12
Corey Kiner	2	-	-	-	-	-	-	-	12
Andre Anthony	1	-	-	-	-	-	-	-	6
Devonta Lee	1	-	-	-	-	-	-	-	6
Dwight McGlothorn	1	-	-	-	-	-	-	-	6
Kole Taylor	1	-	-	-	-	-	-	-	6
Brian Thomas Jr.	1	-	-	-	-	-	-	-	6
Preston Stafford	-	-	1-1	-	-	-	-	-	1
<b>Total</b>	<b>34</b>	<b>11-13</b>	<b>34-34</b>	<b>0</b>	<b>0</b>	<b>0</b>	<b>0</b>	<b>0</b>	<b>271</b>
<b>Opponents</b>	<b>35</b>	<b>7-11</b>	<b>31-33</b>	<b>1</b>	<b>1</b>	<b>1</b>	<b>0</b>	<b>0</b>	<b>266</b>

## TOTAL OFFENSE

	GP	Plays	Rush	Pass	Total	Avg/G
Max Johnson	10	362	-17	2190	2173	217.3
Tyrion Davis-Price	10	171	837	0	837	83.7
Garrett Nussmeier	4	62	-46	329	283	70.8
Corey Kiner	8	56	239	0	239	29.9
Josh Williams	10	12	69	0	69	6.9
Armoni Goodwin	6	16	65	0	65	10.8
Avery Atkins	10	1	0	26	26	2.6
Brian Thomas Jr.	10	1	5	0	5	0.5
Team	10	0	-38	0	-38	-3.8
<b>Total</b>	<b>10</b>	<b>694</b>	<b>1114</b>	<b>2545</b>	<b>3659</b>	<b>365.9</b>
<b>Opponents</b>	<b>10</b>	<b>700</b>	<b>1475</b>	<b>2384</b>	<b>3859</b>	<b>385.9</b>





## DEFFENSIVE LEADERS

	GP	Tackles				TFL-Yds	Sacks		Pass Defense			Fumbles		Blkd	
		Solo	Ast	Total			No-Yds	Int-Yds	BU	QBh	PD	Rcv-Yds	FF	Kick	Saf
18 Damone Clark	10	67	51	118	7-36	3-27	1-0	2	.	.	1-35	2	.	.	
23 Micah Baskerville	10	32	39	71	8-24	2-13	1-54	2	1	.	.	.	.	.	
5 Jay Ward	8	32	19	51	.	.	1-26	1	.	.	.	1	1	.	
31 Cameron Lewis	9	24	17	41	2.5-18	1.5-16	.	1	2	.	.	1	.	.	
8 BJ Ojulari	10	21	19	40	8-50	6-46	.	1	5	.	.	.	.	.	
25 Cordale Flott	9	25	13	38	1-3	.	1-0	3	.	.	.	1	.	.	
92 Neil Farrell Jr.	10	14	22	36	5-22	2-19	.	1	1	.	.	.	1	.	
2 Dwight McGlothern	8	25	5	30	1-1	.	1-37	5	1	.	.	1	.	.	
28 Major Burns	5	16	9	25	.	.	1-18	1	.	.	.	.	.	.	
99 Jaquelin Roy	10	11	14	25	3.5-5	0.5-0	.	.	3	.	2-0	1	.	.	
19 Mike Jones Jr.	10	12	11	23	1-12	1-12	.	.	1	.	.	.	.	.	
11 Ali Gaye	4	13	6	19	2.5-17	2.5-17	.	1	.	.	.	.	.	.	
0 Maason Smith	8	13	6	19	5-29	4-25	.	.	1	.	.	.	.	.	
53 Soni Fonua	6	12	5	17	3.5-6	.	.	1	.	.	.	.	.	.	
22 Navonteque Strong	8	10	7	17	1.5-2	1-1	.	1	.	.	.	.	.	.	
24 Darren Evans	10	9	4	13	.	.	.	3	2	.	.	.	.	.	
21 Jordan Toles	6	6	6	12	.	.	.	.	.	.	.	.	.	.	
1 Eli Ricks	6	9	2	11	0.5-1	.	1-0	1	.	.	.	.	.	.	
29 Raydarious Jones	7	5	3	8	.	.	.	1	.	.	.	.	.	.	
94 Joseph Evans	5	3	5	8	2-5	.	.	.	.	.	.	.	.	.	
7 Derek Stingley Jr.	3	6	2	8	3.5-7	.	.	.	.	.	.	1	.	.	
3 Andre Anthony	3	3	5	8	4-30	3.5-29	.	.	.	.	1-33	.	.	.	
59 Desmond Little	4	4	4	8	2-13	1.5-11	.	.	.	.	.	.	.	.	
97 Glen Logan	4	2	5	7	1.5-3	1-2	.	.	.	.	.	.	.	.	
90 Jacobian Guillory	8	1	5	6	0.5-3	0.5-3	.	.	.	.	.	.	.	.	
55 Jarell Cherry	5	3	2	5	1.5-2	1-1	.	.	.	.	.	.	.	.	
15 Sage Ryan	3	2	3	5	.	.	.	2	.	.	.	.	.	.	
4 Todd Harris Jr.	5	1	3	4	.	.	.	.	.	.	.	.	.	.	
30 Greg Penn III	7	2	2	4	.	.	.	.	.	.	.	.	.	.	
1 Kayshon Boutte	6	3	.	3	.	.	.	.	.	.	.	.	.	.	
35 Saivion Jones	8	.	2	2	.	.	.	.	1	.	.	.	.	.	
6 Derrick Davis Jr.	9	1	1	2	.	.	.	.	.	.	.	.	.	.	
13 Jontre Kirklin	6	1	1	2	.	.	.	.	.	.	.	.	.	.	
76 Austin Deculus	9	1	.	1	.	.	.	.	.	.	1-0	.	.	.	
6 Deion Smith	6	1	.	1	.	.	.	.	.	.	.	.	.	.	
38 Pig Cage	7	1	.	1	.	.	.	.	.	.	.	.	.	.	
35 Nick Demas	8	.	1	1	.	.	.	.	.	.	.	.	.	.	
67 Spencer Payne	8	1	.	1	.	.	.	.	.	.	.	.	.	.	
32 Lloyd Cole	10	.	1	1	.	.	.	.	.	.	.	.	.	.	
11 Brian Thomas Jr.	10	1	.	1	.	.	.	.	.	.	.	.	.	.	
18 Avery Atkins	10	1	.	1	.	.	.	.	.	.	.	.	.	.	
39 Phillip Webb	2	.	.	.	.	.	.	.	1	.	.	.	.	.	
<b>Totals</b>	<b>10</b>	<b>394</b>	<b>300</b>	<b>694</b>	<b>65-289</b>	<b>31-222</b>	<b>7-135</b>	<b>27</b>	<b>19</b>	<b>0</b>	<b>5-68</b>	<b>8</b>	<b>2</b>	<b>0</b>	
<b>Opponents</b>	<b>10</b>	<b>345</b>	<b>332</b>	<b>677</b>	<b>51-241</b>	<b>29-188</b>	<b>8-51</b>	<b>41</b>	<b>35</b>	<b>0</b>	<b>5-0</b>	<b>11</b>	<b>1</b>	<b>0</b>	

## PASSING

#14 Max Johnson	Comp-Att-Int	Pct	Yards	TD	Long	Sack-Yds	Effic
UCLA	26-46-1	56.5	330	3	45	2-15	134.0
McNeese	18-27-0	66.7	162	3	24	2-9	153.7
Central Mich.	26-35-1	74.3	372	5	41	0-0	205.0
Mississippi St.	17-27-1	63.0	280	4	64	2-15	191.6
Auburn	26-46-1	56.5	325	1	55	3-19	118.7
Kentucky	22-38-0	57.9	261	1	41	4-28	124.3
Florida	14-24-0	58.3	133	3	28	1-5	146.1
Ole Miss	13-21-1	61.9	146	0	44	4-20	110.8
Alabama	16-32-1	50.0	160	2	34	5-29	106.4
Arkansas	3-6-0	50.0	21	0	11	1-2	79.4
<b>Totals</b>	<b>181-302-6</b>	<b>59.9</b>	<b>2190</b>	<b>22</b>	<b>64</b>	<b>24-142</b>	<b>140.9</b>

#5 Garrett Nussmeier	Comp-Att-Int	Pct	Yards	TD	Long	Sack-Yds	Effic
McNeese	3-10-0	30.0	19	0	9	1-5	46.0
Central Mich.	1-4-0	25.0	28	0	28	1-10	83.8
Ole Miss	7-12-0	58.3	103	1	33	1-16	157.9
Arkansas	18-31-2	58.1	179	1	29	2-15	104.3
<b>Totals</b>	<b>29-57-2</b>	<b>50.9</b>	<b>329</b>	<b>2</b>	<b>33</b>	<b>5-46</b>	<b>103.9</b>

#18 Avery Atkins	Comp-Att-Int	Pct	Yards	TD	Long	Sack-Yds	Effic
Alabama	1-1-0	100.0	26	0	26	0-0	318.4
<b>Totals</b>	<b>1-1-0</b>	<b>100.0</b>	<b>26</b>	<b>0</b>	<b>26</b>	<b>0-0</b>	<b>318.4</b>

## RUSHING

	no-yds/td	UCLA	MCN	CMU	MSU	AUB	UK	UF	OM	UA	ARK
T. Davis-Price	171-837/6	13-30/0	8-37/0	6-4/0	13-51/0	5-18/0	22-147/2	36-287/3	17-53/1	23-104/0	28-106/0
Max Johnson	60--17/0	11-16/0	8-0/0	1-4/0	4--10/0	10-10/0	5--23/0	5-8/0	6--8/0	8--15/0	2-1/0
Corey Kiner	56-239/2	DNP	11-56/1	12-74/1	4-14/0	5-22/0	4-5/0	DNP	10-49/0	5-7/0	5-12/0
A. Goodwin	16-65/0	DNP	2-23/0	DNP	3-11/0	2-4/0	4-18/0	DNP	DNP	3-8/0	2-1/0
Josh Williams	12-69/0	1-2/0	4-16/0	2-15/0	-	1-2/0	-	2-28/0	-	-	2-6/0
G. Nussmeier	5--46/0	DNP	1--5/0	1--10/0	DNP	DNP	DNP	DNP	1--16/0	DNP	2--15/0
Trey Palmer	2-0/0	-	1-3/0	DNP	-	-	-	-	-	-	1--3/0
B. Thomas Jr.	1-5/0	-	-	-	-	-	-	-	-	1-5/0	-

## RECEIVING

	no-yds/td	UCLA	MCN	CMU	MSU	AUB	UK	UF	OM	UA	ARK
Kayshon Boutte	38-509/9	9-148/3	5-32/2	6-44/1	4-85/2	6-127/1	8-73/0	DNP	DNP	DNP	DNP
Jack Bech	37-432/3	1-17/0	4-57/0	5-81/1	2-13/0	7-84/0	3-20/0	2-20/0	4-41/0	5-33/1	4-66/1
Trey Palmer	24-273/2	7-47/0	3-30/1	DNP	1-58/1	1-7/0	-	1-1/0	3-49/0	2-36/0	6-45/0
Jaray Jenkins	23-286/3	3-46/0	-	-	2-15/0	2-20/0	3-39/0	4-50/3	4-52/0	4-54/0	1-10/0
Brian Thomas Jr.	22-283/1	1-18/0	-	2-50/0	3-43/0	5-32/0	3-45/0	2-24/0	2-37/0	3-28/1	1-6/0
Malik Nabers	16-206/2	DNP	DNP	1-6/0	1-4/0	2-30/0	3-66/1	3-36/0	4-30/1	-	2-34/0
Deion Smith	11-186/2	DNP	2-13/0	5-135/2	2-19/0	1-10/0	1-9/0	DNP	DNP	-	DNP
Devonta Lee	8-80/1	-	-	5-47/1	-	-	1-9/0	-	1-12/0	-	1-12/0
Kole Taylor	6-68/1	-	4-22/0	-	1-41/1	-	-	DNP	-	-	1-5/0
T. Davis-Price	6-39/0	1-5/0	1-21/0	-	-	1-9/0	-	-	-	-	3-4/0
Koy Moore	5-71/0	3-32/0	-	2-39/0	-	DNP	-	-	DNP	DNP	DNP
Josh Williams	5-11/0	1-17/0	1-1/0	1--2/0	-	-	-	1--5/0	-	-	1-0/0
Jack Mashburn	3-51/0	-	-	-	-	-	-	1-7/0	-	1-26/0	1-18/0
Jontre Kirklin	3-34/0	DNP	DNP	DNP	DNP	-	-	-	2-28/0	1-6/0	-
Armoni Goodwin	2-5/0	DNP	-	DNP	1-2/0	-	-	DNP	DNP	1-3/0	-
Corey Kiner	1-6/0	DNP	-	-	-	1-6/0	-	DNP	-	-	-
Alex Adams	1-5/0	DNP	1-5/0	DNP	DNP	DNP	DNP	DNP	-	-	-







**Games against Ranked Teams**

**Beat a top 25 team**  
 #20 Florida, 49-42, in Baton Rouge (10/16/21)  
**Beat a top 10 team**  
 #6 Florida, 37-34, in Gainesville (12/12/20)  
**Beat a top 5 team**  
 #3 Clemson, 42-25, in CFP National Championship (01/13/20)  
**Beat an FBS No. 1 team (AP or Coaches Poll)**  
 #1 Ohio State, 38-24 (01/07/08 - BCS Championship Game)  
**Beat an FBS No. 1 team (AP or Coaches Poll) at home**  
 #1 Florida, 28-21 (10/11/97)  
**Beat a ranked opponent at home**  
 #20 Florida, 49-42, in Baton Rouge (10/16/21)  
**Beat a ranked opponent on the road**  
 #6 Florida, 37-34, in Gainesville (12/12/20)  
**Beat a ranked opponent at a neutral site**  
 #3 Clemson, 42-25, in CFP National Championship (01/13/20)  
**Beat back-to-back ranked opponents**  
 #4 Oklahoma, 63-28, in Chick-fil-A Peach Bowl (12/28/19) & #3 Clemson, 42-25, in CFP National Championship (01/13/20)  
**Beat a ranked team in three straight games**  
 12/07/19 - 01/13/20 #4 Georgia (SEC CG), #4 Oklahoma (Chick-fil-A Peach Bowl), #3 Clemson (CFP National Championship)  
**Beat a ranked team in four straight games**  
 11/23/01 - 01/01/02 vs. #22 Arkansas, #24 Auburn, #2 Tennessee (SEC CG), #7 Illinois (Sugar Bowl)  
**Lost to a ranked opponent at home**  
 #22 Auburn, 24-19 (10/2/21)  
**Lost to a ranked opponent on the road**  
 at #2 Alabama, 20-14 (11/6/21)  
**Lost to a ranked opponent at a neutral site**  
 #14 Notre Dame, 21-17, in Citrus Bowl (01/1/18)  
**Lost to an unranked opponent at home**  
 vs. Arkansas, 16-13 (11/13/21)  
**Lost to an unranked opponent on the road**  
 at UCLA, 38-27 (09/04/21)

**Special Situations**

**Won on the last play of the game**  
 at #7 Auburn (22-21, 09/15/17); 42 yard field goal by Cole Tracy as time expired  
**Lost on the last play of the game**  
 vs. Arkansas (16-13, 11/13/21); In overtime on a field goal  
**Came back and won from 10 or more down in 4th quarter**  
 vs. #14 Wisconsin, 28-24 (8/30/14); down 24-13 entering 4th quarter  
**Lost when leading by 10 or more in 4th quarter**  
 #14 Clemson, 25-24 in Chick-fil-A Bowl (12/31/12); led 24-13 entering fourth quarter  
**Lost when leading by 20 points or more**  
 Tennessee, 30-27 OT (09/26/05); led 21-0 at halftime  
**Scored on the first play from scrimmage**  
 Travin Dural (94-yard pass from QB Anthony Jennings) vs. Sam Houston State (9/6/14)  
**A QB caught a pass on a designed play**  
 Matt Flynn (35-yards from WR Early Doucet) at Alabama (11/03/07)  
**A RB threw a TD pass on a designated play**  
 Clyde Edwards-Helaire (11 yards to Tory Carter) at Texas A&M in fifth overtime (11/24/18)  
**Had two RB rush for at least 100 yards each**  
 Derrius Guice (127 yards) and Darrel Williams (106 yards) vs. Texas A&M (11/25/17)  
**A player gained 100 yards receiving and 100 yards rushing**  
 Darrel Williams (103 yards rushing, 105 yards receiving) vs. Ole Miss (10/21/17)  
**Had a player be responsible for six touchdowns**  
 Joe Burrow (6) vs. #3 Clemson in CFP National Championship (01/13/20)

**Returns/Special Teams/Defense**

**Returned a KO for a TD**  
 Trey Palmer, 93 yards vs. South Carolina (10/24/20)  
**Returned a Punt for a TD**  
 Trey Palmer, 54 yards vs. Northwestern State (09/14/19)  
**Returned an INT for a TD**  
 Dwight McGlothern, 37 yards vs. Florida (10/16/21)  
**Returned 2 INTs for TDs**  
 Ronald Martin (45 yards) & Lavar Edwards (23 yards) vs. Idaho (09/15/12)  
**Returned 3 INTs for TDs**  
 3 vs. Arkansas State (C. Raymond, D. Walkup, C. Buckels) (10/12/91)  
**Recovered a fumble in endzone for a TD**  
 William Clapp at Ole Miss (11/21/15)  
**Returned a fumble for a TD**  
 Andre Anthony, 33-yard fumble recovery and return (forced by Derek Stingly Jr.) vs. Central Michigan (9/18/21)  
**Scored two defensive TDs in a game**  
 2 vs. UL-Monroe (R. Brooks, INT; L. Edwards, FUM) (11/13/10)  
**Faked a field goal for a touchdown**  
 Trent Domingue (kicker), 16-yard run (10/17/15 vs. Florida)

**Faked a punt for a first down**  
 Avery Atkins, 26-yd pass to Jack Mashburn in 1st quarter (11/6/21)  
**Faked a field goal for a first down**  
 Josh Jasper, 5-yard run in 4th quarter (10/09/10 at Florida)  
**A player kicked the PAT after scoring the TD**  
 Trent Domingue vs. Florida (10/17/15)  
**Blocked a FG**  
 Jay Ward, 52-yard Anders Carlson attempt in third quarter against Auburn (10/2/21)  
**Returned a blocked FG for a TD**  
 Patrick Peterson, 53 yards on the block of Ole Miss' 47-yard FG attempt (11/21/09)  
**Blocked a PAT (kick)**  
 Neil Farrell Jr., kick attempt by Jace Christmann (10/16/21 vs. No. 20 Florida)  
**Returned a PAT for a Defensive Extra Point**  
 Mark Roman, kick attempt by Seth Hanson (10/17/98 vs. Kentucky)  
**Blocked a punt**  
 Micah Baskerville at Vanderbilt (09/21/19)  
**Blocked a punt for a safety**  
 Jarvis Green, on an Andy Smith punt (10/16/99 at Kentucky)  
**Returned a blocked punt for TD**  
 Micah Baskerville, 23 yards, off Micah Baskerville's block at Vanderbilt (09/21/19)  
**Recovered an onside kick**  
 vs. Auburn (10/26/19); recovered by Derrick Dillon with 2:32 left in Fourth quarter  
**Recovered an onside kick to start the game**  
 vs. Auburn (12/01/01)  
**Recorded a Safety (Team)**  
 vs. Texas A&M (11/30/19); sacked by Neil Farrell Jr.  
**Recorded a Safety (Individual tackle)**  
 Neil Farrell Jr. vs. Texas A&M (11/30/19)  
**Recorded six interceptions (Team)**  
 6 at Mississippi State (08/30/07)  
**Had a player record three interceptions**  
 3 by Craig Steltz at Mississippi State (8/30/07)  
**Had a player record 15 tackles**  
 20 by Damone Clark at Ole Miss (10/23/21)  
**Had six sacks as a team**  
 8 vs. Louisville (12/31/16-Buffalo Wild Wings Citrus Bowl)

**Opponent Returns/Special Teams**

**Returned a KO for a TD**  
 Jerrion Ealy of Ole Miss, 100 yards in 2nd Quarter (12/19/20 in Baton Rouge)  
**Returned a Punt for a TD**  
 Antonio Callaway of Florida, 72 yards in 3rd Quarter (10/17/15 in Baton Rouge)  
**Returned an INT for a TD**  
 Devonni Reed of Central Michigan, 20 yards in 3rd Quarter (9/18/21 in Baton Rouge)  
**Returned 3 INTs for TDs**  
 Ken Alvis, Fred Smith, and Brian Robinson of Auburn on Jamie Howard (09/17/94 at Auburn)  
**Recovered a fumble in endzone for a TD**  
 Chris Shelling of Auburn recovered fumble by Jermaine Sharp in 2nd Quarter (09/17/94 at Auburn)  
**Returned a fumble for a TD**  
 Christian Tutt of Auburn, 20 yards on TJ Finley fumble in 2nd Quarter (10/13/20 at Auburn)  
**Blocked a FG**  
 Tyree Gillespie of Missouri on kick by Cade York in 4th Quarter (10/10/20 in Columbia)  
**Blocked a punt**  
 Jordan Pouncey of Florida on a punt by Avery Atkins in 1st quarter (10/16/21) in Baton Rouge)  
**Blocked two punts**  
 Justin Hamilton and Jason Lallis of Virginia Tech on punts by Donnie Jones (9/01/02 at Virginia Tech)  
**Blocked a punt for a safety**  
 Justin Hamilton of Virginia Tech on punt by Donnie Jones (09/01/02 at Virginia Tech)  
**Recorded a Safety (Team)**  
 Parris Bennett of Syracuse on rush by Darrel Williams in 3rd Quarter (09/23/17 in Baton Rouge)  
**Blocked a PAT (kick)**  
 Johnathon Calvin of Mississippi State on PAT attempt by Colby Delahousse in 2nd Quarter (09/17/16 in Baton Rouge)  
**Returned a PAT for a Defensive Extra Point**  
 Eric Kelly of Kentucky off a bad snap in the 2nd Quarter (10/17/98 in Baton Rouge)  
**Faked a field goal for a TD**  
 Damon Duval of Auburn 1 yard run in 1st Quarter (09/18/99 in Baton Rouge)  
**Recovered an onside kick**  
 Dez Harris of Mississippi State in 4th Quarter (09/17/16 in Baton Rouge)



**Individual Rushing**

**Had a player rush for 100 or more yards**

All Games: 119 by Tyrion Davis-Price vs. Arkansas (11/13/12)  
 SEC Games: 119 by Tyrion Davis-Price vs. Arkansas (11/13/12)

**Had a player rush for 150 or more yards**

All Games: 287 by Tyrion Davis-Price vs. Florida (10/16/21)  
 SEC Games: 287 by Tyrion Davis-Price vs. Florida (10/16/21)

**Had a player rush for 200 or more yards**

All Games: 287 by Tyrion Davis-Price vs. Florida (10/16/21)  
 SEC Games: 287 by Tyrion Davis-Price vs. Florida (10/16/21)

**Had a player rush for 225 or more yards**

All Games: 287 by Tyrion Davis-Price vs. Florida (10/16/21)  
 SEC Games: 287 by Tyrion Davis-Price vs. Florida (10/16/21)

**Had a player rush for 2 or more TDs**

All Games: 3 by Tyrion Davis-Price vs. Florida (10/16/21)  
 SEC Games: 3 by Tyrion Davis-Price vs. Florida (10/16/21)

**Had a player rush for 3 or more TDs**

All Games: 3 by Tyrion Davis-Price vs. Florida (10/16/21)  
 SEC Games: 3 by Tyrion Davis-Price vs. Florida (10/16/21)

**Had a player rush for 4 or more TDs**

All Games: 4 by Derrius Guice at Texas A&M (11/24/16)  
 SEC Games: 4 by Derrius Guice at Texas A&M (11/24/16)

**Had a player rush for 5 or more TDs**

All Games: 5 by Kevin Faulk at Kentucky (11/01/97)  
 SEC Games: 5 by Kevin Faulk at Kentucky (11/01/97)

**Individual Passing**

**Had a player pass for 200 or more yards**

All Games: 261 by Max Johnson at Kentucky (10/9/21)  
 SEC Games: 261 by Max Johnson at Kentucky (10/9/21)

**Had a player pass for 250 or more yards**

All Games: 261 by Max Johnson at Kentucky (10/9/21)  
 SEC Games: 261 by Max Johnson at Kentucky (10/9/21)

**Had a player pass for 300 or more yards.**

All Games: 325 by Max Johnson vs. Auburn (10/2/21)  
 SEC Games: 325 by Max Johnson vs. Auburn (10/2/21)

**Had a player pass for 350 or more yards**

All Games: 372 by Max Johnson vs. Central Michigan (9/18/21)  
 SEC Games: 435 by Max Johnson vs. Ole Miss (12/19/20)

**Had a player pass for 400 or more yards**

All Games: 435 by Max Johnson vs. Ole Miss (12/19/20)  
 SEC Games: 435 by Max Johnson vs. Ole Miss (12/19/20)

**Had a player pass for 450 or more yards**

All Games: 463 by Joe Burrow vs. Clemson (01/13/20)  
 SEC Games: 489 by Joe Burrow at Ole Miss (11/16/19)

**Had a player pass for 500 or more yards**

All Games: 528 by Rohan Davey at Alabama (11/03/01)  
 SEC Games: 528 by Rohan Davey at Alabama (11/03/01)

**Had a player pass for 2 or more TDs**

All Games: 2 by Max Johnson at Alabama (11/6/21)  
 SEC Games: 2 by Max Johnson at Alabama (11/6/21)

**Had a player pass for 3 or more TDs**

All Games: 3 by Max Johnson vs. Florida (10/16/21)  
 SEC Games: 3 by Max Johnson vs. Florida (10/16/21)

**Had a player pass for 4 or more TDs**

All Games: 4 by Max Johnson at Mississippi State (9/25/21)  
 SEC Games: 4 by Max Johnson at Mississippi State (9/25/21)

**Had a player complete 20 or more passes**

All Games: 22 by Max Johnson at Kentucky (10/9/21)  
 SEC Games: 22 by Max Johnson at Kentucky (10/9/21)

**Had a player complete 25 or more passes**

All Games: 26 by Max Johnson vs. Auburn (10/2/21)  
 SEC Games: 26 by Max Johnson vs. Auburn (10/2/21)

**Had a player complete 30 or more passes**

All Games: 31 by Joe Burrow vs. Clemson (01/13/20)  
 SEC Games: 32 by Joe Burrow at Ole Miss (11/17/19)

**Had a player complete 35 or more passes**

All Games: 35 by Rohan Davey at Alabama (11/03/01)  
 SEC Games: 35 by Rohan Davey at Alabama (11/03/01)

**Had a player complete 15 straight passes**

All Games: 17 by Rohan Davey vs. Arkansas-6 (11/26/99), vs. Western Carolina-11 (09/02/00) and 17 by Matt Mauck vs. Arizona-11 (09/06/03), vs. Western Illinois-6 (09/13/03) and 17 by Joe Burrow at Ole Miss (11/16/19)

**Had a player throw 30 or more passes**

All Games: 31 by Garrett Nussmeier vs. Arkansas (11/13/21)  
 SEC Games: 31 by Garrett Nussmeier vs. Arkansas (11/13/21)

**Had a player throw 35 or more passes**

All Games: 38 by Max Johnson at Kentucky (10/9/21)  
 SEC Games: 38 by Max Johnson at Kentucky (10/9/21)

**Had a player throw 40 or more passes**

All Games: 46 by Max Johnson vs. Auburn (10/2/21)  
 SEC Games: 46 by Max Johnson vs. Auburn (10/2/21)

**Had a player throw 45 or more passes**

All Games: 46 by Max Johnson vs. Auburn (10/2/21)  
 SEC Games: 46 by Max Johnson vs. Auburn (10/2/21)

**Had a player throw 50 or more passes**

All Games: 51 by Max Johnson vs. Ole Miss (12/19/20)  
 SEC Games: 51 by Max Johnson vs. Ole Miss (12/19/20)

**Individual Receiving**

**Had a player with 9 or more receptions in a game**

All Games: 9 by Kayshon Boutte at UCLA (9/4/21)  
 SEC Games: 14 by Kayshon Boutte vs. Ole Miss (12/19/20)

**Had a player with 10 or more receptions in a game**

All Games: 14 by Kayshon Boutte vs. Ole Miss (12/19/20)  
 SEC Games: 14 by Kayshon Boutte vs. Ole Miss (12/19/20)

**Had a player with 11 or more receptions in a game**

All Games: 14 by Kayshon Boutte vs. Ole Miss (12/19/20)  
 SEC Games: 14 by Kayshon Boutte vs. Ole Miss (12/19/20)

**Had a player with 12 or more receptions in a game**

All Games: 14 by Kayshon Boutte vs. Ole Miss (12/19/20)  
 SEC Games: 14 by Kayshon Boutte vs. Ole Miss (12/19/20)

**Had a player with 13 or more receptions in a game**

All Games: 14 by Kayshon Boutte vs. Ole Miss (12/19/20)  
 SEC Games: 14 by Kayshon Boutte vs. Ole Miss (12/19/20)

**Had a player with 14 or more receptions in a game**

All Games: 14 by Kayshon Boutte vs. Ole Miss (12/19/20)  
 SEC Games: 14 by Kayshon Boutte vs. Ole Miss (12/19/20)

**Had a player with 15 or more receptions in a game**

All Games: 19 by Josh Reed at Alabama (11/03/01)  
 SEC Games: 19 by Josh Reed at Alabama (11/03/01)

**Had a player receive 100 or more yards**

All Games: 127 by Kayshon Boutte vs. Auburn (10/2/21)  
 SEC Games: 127 by Kayshon Boutte vs. Auburn (10/2/21)

**Had a player receive 150 or more yards**

All Games: 235 by Terrace Marshall Jr. at Missouri (10/10/20)  
 SEC Games: 235 by Terrace Marshall Jr. at Missouri (10/10/20)

**Had a player receive 200 or more yards**

All Games: 235 by Terrace Marshall Jr. at Missouri (10/10/20)  
 SEC Games: 235 by Terrace Marshall Jr. at Missouri (10/10/20)

**Had a player receive 250 or more yards**

All Games: 293 by Josh Reed at Alabama (11/03/01) - school record  
 SEC Games: 293 by Josh Reed at Alabama (11/03/01) - school record

**Had a player receive for 2 or more TDs**

All Games: 3 by Jaray Jenkins vs. Florida (10/16/21)  
 SEC Games: 3 by Jaray Jenkins vs. Florida (10/16/21)

**Had a player receive for 3 or more TDs**

All Games: 3 by Jaray Jenkins vs. Florida (10/16/21)  
 SEC Games: 3 by Jaray Jenkins vs. Florida (10/16/21)

**Had a player receive for 4 or more TDs**

All Games: 4 by Justin Jefferson vs Oklahoma (12/28/19)  
 SEC Games: 4 by Ja'Marr Chase at Vanderbilt (09/21/19)

**Had a player receive for 5 or more TDs**

All Games: 5 by Carlos Carson vs. Rice (09/24/77)  
 SEC Games: Never



# Game 1

#16 LSU

27

September 4, 2021

UCLA

38

Rose Bowl  
Pasadena, CA  
68,123

## LSU

### RUSHING

	Att.	Gain	Lost	Net	TD	Long	Avg.
Tyrion Davis-Price	13	33	2	31	0	8	2.4
Max Johnson	11	31	15	16	0	12	1.5
Josh Williams	1	2	0	2	0	2	2.0
Charles Turner	0	0	0	0	0	0	0.0

### PASSING

	Att.	Comp	Int	Yds	TD	Long	Sacks
Max Johnson	46	26	1	330	3	45	2

### RECEIVING

	No.	Yds.	TD	Long
Kayshon Boutte	9	148	3	45
Trey Palmer	7	47	0	20
Jaray Jenkins	3	46	0	17
Koy Moore	3	32	0	14
Biran Thomas	1	18	0	18
Jack Bech	1	17	0	17
Josh Williams	1	17	0	17
Tyrion Davis-Price	1	5	0	5
Devonta Lee	0	0	0	0
Kole Taylor	0	0	0	0
Chris Hilton	0	0	0	0

### PUNTING

	No.	Yds.	Avg.	Long	I20	TB
Avery Atkins	6	240	40.0	47	4	0

### FIELD GOALS

	Att.	Made	Long	KICKS
Cade York	2	2	33	Made: 26, 33

### ALL RETURNS

	Punts			Kickoffs			Interceptions		
	No.	Yds.	Lg.	No.	Yds.	Lg.	No.	Yds.	Lg.
Trey Palmer	3	18	12	1	23	23	0	0	0
Eli Ricks	0	0	0	0	0	0	1	0	0

## UCLA

### RUSHING

	Att.	Gain	Lost	Net	TD	Long	Avg.
Zach Charbonnet	11	120	3	117	1	43	10.6
Brittain Brown	17	97	1	96	1	19	5.6
Kazmeir Allen	2	5	0	5	0	4	2.5
Dorian	13	42	37	5	0	11	0.4
Thompson-Robinson							
TEAM	4	0	13	-13	0	0	-3.2
Totals...	47	264	54	210	2	43	4.5

### PASSING

	Att.	Comp	Int.	Yds.	TD	Long	Sacks
Dorian	16	9	1	260	3	75	4
Thompson-Robinson							

### RECEIVING

	No.	Yds.	TD	Long
Greg Dulcich	3	117	1	75
Kyle Philips	2	49	1	45
Kazmeir Allen	2	45	0	36
Zach Charbonnet	1	35	0	35
Chase Cota	1	14	1	14

### PUNTING

	No.	Yds.	Avg.	Long	I20	TB
Luke Akers	4	177	44.2	53	1	0

### FIELD GOALS

	Att.	Made	Long	KICKS
Nicholas Barr-Mira	1	1	43	Made: 43

### ALL RETURNS

	Punts			Kickoffs			Interceptions		
	No.	Yds.	Lg.	No.	Yds.	Lg.	No.	Yds.	Lg.
Kazmeir Allen	0	0	0	2	52	27	0	0	0
Caleb Johnson	0	0	0	0	0	0	1	34	34

## UCLA Pulls Away from LSU, 38-27

Quarterback **Max Johnson** connected with wide receiver **Kayshon Boutte** for three touchdowns, but it wasn't enough for No. 16-ranked LSU on Saturday at the Rose Bowl. UCLA won the first meeting between the teams, 38-27. UCLA senior quarterback Dorian Thompson-Robinson threw for three touchdowns, as the Bruins pulled away from LSU with a pair of fourth-quarter touchdowns. LSU (0-1) pulled within four points, 24-20, following a **Cade York** field goal with 1:07 left in the third quarter. UCLA (2-0) then used a pair of eight-play drives that spanned 73 and 81 yards in the fourth quarter to earn a victory in the first meeting between the programs on the gridiron. Johnson, who started for the third time in his LSU career, completed 26-of-46 passes for 330 yards and three touchdowns. He was intercepted once and sacked twice. LSU struggled to find momentum in its running game, finishing with 48 net yards on 25 carries. Bruins' quarterback Thompson-Robinson was 9-of-16 passing for 260 yards with touchdown passes of 75, 14 and 45 yards. Tight end Greg Dulcich caught three passes for 117 yards including a 75-yard touchdown pass. UCLA's Zach Charbonnet had 117 rushing yards on 11 carries with a touchdown.

### Scoring

	1	2	3	4	F
LSU	0	10	10	7	27
UCLA	0	14	10	14	38

LSU	2Q	12:34	Boutte 3 yd pass from Johnson (York kick)
UCLA	2Q	12:20	Dulcich 75 yd pass from Thompson-Robinson (Barr-Mira kick)
UCLA	2Q	9:49	Charbonnet 12 yd rush (Barr-Mira kick)
LSU	2Q	3:53	York 26 yd field goal
UCLA	3Q	10:52	Cota 14 yd pass from Thompson-Robinson (N.Barr-Mira kick)
LSU	3Q	8:56	Boutte 44 yd pass from Johnson (York kick)
UCLA	3Q	6:38	Barr-Mira 43 yd field goal
LSU	3Q	1:07	York 43 yd field goal
UCLA	4Q	12:08	Brown 1 yd rush (Barr-Mira kick)
UCLA	4Q	6:31	Philips 45 yd pass from Thompson-Robinson (Barr-Mira kick)
LSU	4Q	4:08	Boutte 45 yd pass from Max Johnson (York kick)

### Team Stats

	LSU	UCLA
FIRST DOWNS	24	19
Rushing	4	12
Passing	17	7
Penalty	3	0
NET YARDS RUSHING	49	210
Rushing Attempts	25	47
Average Per Rush	2.0	4.5
Rushing Touchdowns	0	2
Yards Gained Rushing	66	264
Yards Lost Rushing	17	54
NET YARDS PASSING	330	260
Completions-Attempts-Int	26-46-1	9-16-1
Avg. Per Attempt	7.2	16.2
Avg. Per Completion	12.7	28.9
Passing Touchdowns	3	3
TOTAL OFFENSE YARDS	w	470
Total offense plays	71	63
Avg. Game Per Play	5.3	7.5
Fumbles: Number-Lost	3-0	0-0
Penalties: Number-Yards	2-10	8-73
PUNTS-YARDS	6-240	4-177
Avg. Yard Per Punt	40.0	44.2
Net Yards Per Punt	40	39.8
Inside 20	4	1
50+ Yards	0	1
Touchbacks	0	0
Fair Catch	4	1
KICKOFF-YARDS	5-324	7-451
Avg. Yard Per Kickoff	64.8	64.4
Net Yards Per Kickoff	39.4	39.7
Touchbacks	3	6
Fair Catch Yards	0	0
Punt Returns: Number-Yds-TD	3-18-0	0-0-0
Avg. Punt Return	6.0	0.0
Kick Returns: Number-Yds-TD	1-23-0	2-52-0
Avg. Per Return	23.0	26.0
Interception: Number-Yds-TD	1-0-0	1-34-0
Fumble Returns: Number-Yds-TD	0-0-0	0-0-0
Miscellaneous Yards	0	0
Possession Time	29:54	30:06
1st Quarter	07:35	07:25
2nd Quarter	08:01	06:59
3rd Quarter	10:52	04:08
4th Quarter	03:26	11:34
Third Down Conversions	6-15	7-13
Fourth Down Conversions	1-1	0-0
Red-Zone: Scores-Chances	3-3	3-4
Touchdowns	1-3	3-4
Field Goals	2-3	0-4
Sacks By: Number-Yds	4-36	2-15
PAT Kicks	3-3	5-5
Field Goals	2-2	1-1
Points off Turnover	3	7

# Game 2

McNeese

7

September 11, 2021  
Tiger Stadium  
Baton Rouge, LA  
94,220

LSU

34

## LSU

RUSHING	Att.	Gain	Lost	Net	TD	Long	Avg.
Corey Kiner	11	57	1	56	1	23	5.1
Tyrion Davis-Price	8	37	0	37	0	21	4.6
Armoni Goodwin	2	23	0	23	0	21	11.5
Josh Williams	4	17	0	17	0	6	4.2
Trey Palmer	1	3	0	3	0	3	3.0
Max Johnson	8	12	11	1	0	10	0.1
Garrett Nussmeier	1	0	5	-5	0	0	-5.0
TEAM	1	0	6	-6	0	0	-6.0

PASSING	Att.	Comp	Int	Yds	TD	Long	Sacks
Max Johnson	27	18	0	161	3	24	2
Garrett Nussmeier	10	3	0	19	0	9	1

RECEIVING	No.	Yds.	TD	Long
Kayshon Boutte	5	31	2	11
Jack Bech	4	57	0	24
Kole Taylor	4	22	0	9
Trey Palmer	3	30	1	19
Deion Smith	2	13	0	9
Tyrion Davis-Price	1	21	0	21
Alex Adams	1	5	0	5
Josh Williams	1	1	0	1
Jaray Jenkins	0	0	0	0
Koy Moore	0	0	0	0
Jack Mashburn	0	0	0	0
Brian Thomas Jr.	0	0	0	0

PUNTING	No.	Yds.	Avg.	Long	I20	TB
Avery Atkins	7	274	39.1	47	3	0

FIELD GOALS	Att.	Made	Long	KICKS
Cade York	2	2	56	Made: 55,56

ALL RETURNS	Punts			Kickoffs			Interceptions		
	No.	Yds.	Lg.	No.	Yds.	Lg.	No.	Yds.	Lg.
Trey Palmer	1	3	3	1	16	16	0	0	0
Koy Moore	1	1	1	0	0	0	0	0	0
Deion Smith	1	0	0	0	0	0	0	0	0

## MCNEESE

RUSHING	Att.	Gain	Lost	Net	TD	Long	Avg.
Stephon Huderson	16	73	6	67	0	30	4.2
Deonta McMahon	11	48	4	44	0	32	4.0
Cody Orgeron	15	11	71	-60	0	6	-4.0

PASSING	Att.	Comp	Int.	Yds.	TD	Long	Sacks
Cody Orgeron	20	10	0	91	1	44	8

RECEIVING	No.	Yds.	TD	Long
Joshua Matthews	2	23	0	12
Deonta McMahon	2	15	0	11
Stephon Huderson	2	4	0	7
Carlo Williams	1	44	1	44
Mason Pierce	1	4	0	4
Jalen Johnson	1	2	0	2
Dontay Hargrove	1	-1	0	0
Walker Wood	0	0	0	0
Markel Cotten	0	0	0	0
Brendan Sirls	0	0	0	0

PUNTING	No.	Yds.	Avg.	Long	I20	TB
Callum Eddings	10	310	31.0	40	2	0
Eemil Herranen	2	61	30.5	31	0	0

FIELD GOALS	Att.	Made	Long	KICKS
N/A				

ALL RETURNS	Punts			Kickoffs			Interceptions		
	No.	Yds.	Lg.	No.	Yds.	Lg.	No.	Yds.	Lg.
Mason Pierce	1	20	20	2	36	22	0	0	0

## Defense Powers LSU Past McNeese, 34-7

LSU's defense pitched a shutout until the waning minutes and **Cade York** twice set Tiger Stadium records, as the Tigers bounced back with a 34-7 victory over McNeese on Saturday night in Tiger Stadium. York, a preseason all-American, made field goals of 55 and 56 yards to twice break the Tiger Stadium record for longest field goal. The previous mark was 54 yards setup by Wade Richey against Kentucky in 1996. York's personal best is 57 yards made in 2020 at Florida. He improved to 12-of-14 in his LSU career on field goal attempts of 50-plus yards. Meanwhile, the Tigers' defense allowed only 67 yards midway through the fourth quarter when McNeese (0-2) put together its only scoring drive of the contest - 79 yards in five plays - to finish the game with 142 yards of total offense. LSU was suffocating on the defensive side, recording 16 tackles behind the line of scrimmage including eight sacks while forcing 12 punts. The sacks mark was one shy of the school record (9 in 1994 vs. Tulane) and the most since head coach **Ed Orgeron's** squad had eight against Lamar Jackson and Louisville in the 2016 Citrus Bowl. Freshman defensive tackle **Maason Smith** led the charge with 3.5 sacks, while senior end **Andre Anthony** added 2.5 and reserve end **Desmond Little** had 1.5. Tigers starting quarterback sophomore **Max Johnson** finished 18-of-27 passing for 161 yards with three touchdowns, while freshman **Garrett Nussmeier** saw his first action at LSU late in the third quarter. He finished 3-of-10 passing for 19 yards. Also seeing action for the first time was freshman running back **Corey Kiner**, who led LSU with 11 carries and 56 yards with a 23-yard touchdown in the fourth quarter. LSU ran for 126 yards. Wide receiver **Kayshon Boutte** added two touchdown receptions to his tally and finished with five catches for 31 yards on eight targets. Freshman receiver **Jack Bech** had a game-high 57 receiving yards on four receptions. Orgeron's son, Cody, was the starting quarterback for McNeese (0-2). The younger Orgeron completed 10-of-20 passes for 91 yards including the 44-yard screen pass for a touchdown with 4:30 remaining in the contest. Stephon Huderson led McNeese with 67 net rushing yards, while Deonta McMahon added 44.

Scoring	1	2	3	4	F
LSU	0	0	0	7	7
MCNEESE	7	10	7	10	34

LSU	1Q	08:16	Palmer 19 yd pass from Johnson (York kick)
LSU	2Q	06:58	Boutte 3 yd pass from Johnson (York kick)
LSU	2Q	01:41	York 55 yd field goal
LSU	3Q	02:47	Boutte 6 yd pass from Johnson (York kick)
LSU	4Q	14:55	York 56 yd field goal
LSU	4Q	07:37	Kiner 23 yd rush (York kick)
MCN	4Q	1:07	Williams 44 yd pass from C. Orgeron (Heitmeier kick)

Team Stats	LSU	MCNEESE
FIRST DOWNS	17	10
Rushing	7	3
Passing	9	5
Penalty	1	2
NET YARDS RUSHING	126	51
Rushing Attempts	36	42
Average Per Rush	3.5	1.2
Rushing Touchdowns	1	0
Yards Gained Rushing	149	132
Yards Lost Rushing	23	81
NET YARDS PASSING	180	91
Completions-Attempts-Int	21-37-0	10-20-0
Avg. Per Attempt	4.9	4.6
Avg. Per Completion	8.6	9.1
Passing Touchdowns	3	1
TOTAL OFFENSE YARDS	306	142
Total offense plays	73	62
Avg. Gain Per Play	4.2	2.3
Fumbles: Number-Lost	1-0	1-1
Penalties: Number-Yards	2-25	3-25
PUNTS-YARDS	7-274	12-371
Avg. Yard Per Punt	39.1	30.9
Net Yards Per Punt	36.3	30.6
Inside 20	3	2
50+ Yards	0	0
Touchbacks	0	0
Fair Catch	6	4
KICKOFF-YARDS	7-448	2-111
Avg. Yard Per Kickoff	64.0	55.5
Net Yards Per Kickoff	41	39.5
Touchbacks	5	0
Fair Catch Yards	0	16
Punt Returns: Number-Yds-TD	3-4-0	1-20-0
Avg. Per Return	1.3	20.0
Kick Returns: Number-Yds-TD	1-16-0	2-36-0
Avg. Per Return	16.0	18.0
Interception: Number-Yds-TD	0-0-0	0-0-0
Fumble Returns: Number-Yds-TD	0-0-0	0-0-0
Miscellaneous Yards	0	0
Possession Time	28:30	31:30
1st Quarter	07:55	07:05
2nd Quarter	08:30	06:30
3rd Quarter	06:04	08:56
4th Quarter	06:01	08:59
Third Down Conversions	4-16	3-16
Fourth Down Conversions	2-3	0-0
Red-Zone: Scores-Chances	3-3	0-0
Touchdowns	3-3	0-0
Field Goals	0-3	0-0
Sacks By: Number-Yds	8-64	3-14
PAT Kicks	4-4	1-1
Field Goals	2-2	0-0
Points off Turnover	7	0

# Game 3

## Central Michigan

21 September 18, 2021  
Tiger Stadium  
Baton Rouge, LA  
49 92,547

### LSU

RUSHING	Att.	Gain	Lost	Net	TD	Long	Avg.
Corey Kiner	12	80	6	74	1	26	6.2
Josh Williams	2	15	0	15	0	10	7.5
Tyrion Davis-Price	6	15	11	4	0	5	0.7
Max Johnson	1	4	0	4	0	4	4.0
TEAM	2	0	3	-3	0	0	-1.5
Garrett Nussmeier	1	0	10	-10	0	0	-10.0
Totals...	24	114	30	84	1	26	3.5

PASSING	Att.	Comp	Int	Yds	TD	Long	Sacks
Max Johnson	35	26	1	372	5	41	0
Garrett Nussmeier	4	1	0	28	0	28	1

RECEIVING	No.	Yds.	TD	Long
Kayshon Boutte	6	44	1	15
DeionSmith	5	135	2	40
Jack Bech	5	81	1	31
Devonta Lee	5	47	1	21
Brian Thomas Jr.	2	50	0	41
Koy Moore	2	39	0	28
Malik Nabers	1	6	0	6
Josh Williams	1	-2	0	0
Jaray Jenkins	0	0	0	0
Totals...	27	400	5	41

PUNTING	No.	Yds.	Avg.	Long	I20	TB
Avery Atkins	4	181	45.2	55	1	1

FIELD GOALS	Att.	Made	Long	KICKS
N/A				

ALL RETURNS	Punts			Kickoffs			Interceptions		
	No.	Yds.	Lg.	No.	Yds.	Lg.	No.	Yds.	Lg.
Koy Moore	2	-1	0	0	0	0	0	0	0
Kayshon Boutte	0	0	0	1	20	20	0	0	0
Major Burns	0	0	0	0	0	0	1	18	18

### CENTRAL MICHIGAN

RUSHING	Att.	Gain	Lost	Net	TD	Long	Avg.
Myles Bailey	7	29	0	29	0	11	4.1
De'Javion Stepney	3	22	0	22	0	17	7.3
Lew Nichols	12	28	10	18	0	17	1.5
Darius Bracy	1	2	0	2	0	2	2.0
Marion Lukes	2	0	2	-2	0	0	-1.0
Jacob Sirmon	6	51	8	-13	0	5	-2.2
Totals...	31	86	30	56	0	17	1.8

PASSING	Att.	Comp	Int.	Yds.	TD	Long	Sacks
Jacob Sirmon	24	17	1	156	1	78	5
Daniel Richardson	15	8	0	72	1	19	0

RECEIVING	No.	Yds.	TD	Long
JaCorey Sullivan	5	114	1	78
Lew Nichols	5	19	0	12
Joel Wilson	4	31	1	18
Kalil Pimpton	3	35	0	19
Dallas Dixon	3	14	0	6
Myles Bailey	2	14	0	10
Remi Simmons	1	2	0	2
De'Javion Stepney	1	1	0	1
Darius Bracy	1	-2	0	0
Alec Ward	0	0	0	0
Totals...	25	228	2	78

PUNTING	No.	Yds.	Avg.	Long	I20	TB
Luke Elzinga	6	294	49.0	60	4	0
Totals...	6	294	49.0	60	4	0

FIELD GOALS	Att.	Made	Long	KICKS
N/A				

ALL RETURNS	Punts			Kickoffs			Interceptions		
	No.	Yds.	Lg.	No.	Yds.	Lg.	No.	Yds.	Lg.
Mason Pierce	1	20	20	2	36	22	0	0	0

## LSU Dominates Central Michigan, 49-21

Max Johnson tossed five touchdown passes and the Tigers defense continued to show improvement, as LSU defeated Central Michigan, 49-21, on Saturday night in Tiger Stadium. Johnson, who played only 2 1/2 quarters, finished 26-of-35 passing for 372 yards with five touchdowns and an interception. The sophomore has thrown for at least three TD's in the first five starts in his career, a first by an LSU player. LSU, which started three true freshman receivers, spread the ball around to eight different players including freshman **Deion Smith** whose coming-out party included five catches for 135 yards and LSU's first two offensive touchdowns. Freshman end **Jack Bech** added career-bests of five catches for 81 yards with a one-handed 20-yard TD reception, while sophomore wide receiver **Kayshon Boutte** had a game-high six grabs for 44 yards including a 2-yard TD. Freshman **Corey Kiner** paved the way on the ground for the Tigers, rushing 12 times for 74 yards with a 5-yard touchdown run. Defensively, LSU defensive end **Andre Anthony** picked up a fumble and scored with a 33-yard return in for LSU's second touchdown of the contest with 10:05 left in the first quarter. The Tigers had 15 tackles for loss including five sacks and an interception by safety **Major Burns**. Central Michigan's scores came on 78-yard touchdown reception with 25 seconds left in the first quarter on a busted coverage, a 20-yard interception return and an 18-yard pass with 10:47 left in the contest. LSU outgained Central Michigan, 484-284 - 117 of CMU's yards were gained in the fourth quarter when most Tigers starters gave way to reserves.

Scoring	1	2	3	4	F
CMU	7	0	7	7	21
LSU	21	14	7	7	49

LSU	1Q	11:48	Smith 28 yd pass from Johnson (York kick)
LSU	1Q	10:05	Anthony 33 yd fumble return (York kick)
LSU	1Q	01:52	Smith 40 yd pass from Johnson (York kick)
CMU	1Q	00:25	Sullivan 78 yd pass from Sirmon (Meeder kick)
LSU	2Q	06:54	Boutte 2 yd pass from Johnson (York kick)
LSU	2Q	02:15	Bech 20 yd pass from Johnson (York kick)
LSU	3Q	09:34	Lee 21 yd pass from Johnson (York kick)
CMU	3Q	05:41	Reed 20 yd interception return (Meeder kick)
CMU	4Q	10:47	Wilson 18 yd pass from Richardson (Meeder kick)
LSU	4Q	07:19	Kiner 5 yd rush (Stafford kick)

Team Stats	CMU	LSU
FIRST DOWNS	17	23
Rushing	5	5
Passing	11	18
Penalty	1	0
NET YARDS RUSHING	56	84
Rushing Attempts	31	24
Average Per Rush	1.8	3.5
Rushing Touchdowns	0	1
Yards Gained Rushing	86	114
Yards Lost Rushing	30	30
NET YARDS PASSING	228	400
Completions-Attempts-Int	25-39-1	27-39-1
Avg. Per Attempt	5.8	10.3
Avg. Per Completion	9.1	14.8
Passing Touchdowns	2	5
TOTAL OFFENSE YARDS	284	484
Total offense plays	70	63
Avg. Gain Per Play	4.1	7.7
Fumbles: Number-Lost	1-1	1-0
Penalties: Number-Yards	2-20	6-57
PUNTS-YARDS	6-294	4-181
Avg. Yard Per Punt	49.0	45.2
Net Yards Per Punt	49.2	40.2
Inside 20	4	1
50+ Yards	3	2
Touchbacks	0	1
Fair Catch	1	3
KICKOFF-YARDS	4-245	8-520
Avg. Yard Per Kickoff	61.2	65.0
Net Yards Per Kickoff	36.2	40
Touchbacks	1	8
Fair Catch Yards	0	0
Punt Returns: Number-Yds-TD	0-0-0	2-1-0
Avg. Per Return	0.0	-0.5
Kick Returns: Number-Yds-TD	0-0-0	1-20-0
Avg. Per Return	0.0	20.0
Interception: Number-Yds-TD	1-20-1	1-18-0
Fumble Returns: Number-Yds-TD	0-0-0	1-33-1
Miscellaneous Yards	0	0
Possession Time	33:02	26:58
1st Quarter	08:06	06:54
2nd Quarter	07:01	07:59
3rd Quarter	08:11	06:49
4th Quarter	09:44	05:16
Third Down Conversions	9-19	6-11
Fourth Down Conversions	1-3	0-0
Red-Zone: Scores-Chances	1-1	3-3
Touchdowns	1-1	3-3
Field Goals	0-1	0-3
Sacks By: Number-Yds	1-10	5-18
PAT Kicks	3-3	7-7
Field Goals	0-0	0-0
Points off Turnover	7	7

# Game 4

**LSU** **28** **September 25, 2021**  
**MSU** **25** **Davis Wade Stadium**  
**Starkville, Miss.**  
**50,298**

## LSU

RUSHING	Att.	Gain	Lost	Net	TD	Long	Avg.
Tyrion Davis-Price	13	54	3	51	0	18	3.9
Corey Kiner	4	15	1	14	0	7	3.5
Armoni Goodwin	3	11	0	11	0	9	3.7
TEAM	3	0	3	-3	0	0	-1.0
Max Johnson	4	5	15	-10	0	5	-2.5
Totals...	27	85	22	63	0	18	2.3

PASSING	Att.	Comp	Int	Yds	TD	Long	Sacks
Max Johnson	27	17	1	280	4	64	2

RECEIVING	No.	Yds.	TD	Long
Kayson Boutte	4	85	2	64
Brian Thomas Jr.	3	43	0	20
Deion Smith	2	19	0	12
Jaray Jenkins	2	15	0	10
Jack Bech	2	13	0	9
Trey Palmer	1	58	1	58
Kole Taylor	1	41	1	41
Malik Nabers	1	4	0	4
Armani Goodwin	1	2	0	2
Totals...	17	280	4	64

PUNTING	No.	Yds.	Avg.	Long	I20	TB
Avery Atkins	5	197	39.4	52	2	1

FIELD GOALS	Att.	Made	Long	KICKS
N/A				

ALL RETURNS	Punts			Kickoffs			Interceptions		
	No.	Yds.	Lg.	No.	Yds.	Lg.	No.	Yds.	Lg.
Trey Palmer	2	26	24	0	0	0	0	0	0
Cordale Flott	0	0	0	0	0	0	1	0	0

## MISSISSIPPI STATE

RUSHING	Att.	Gain	Lost	Net	TD	Long	Avg.
Dillon Johnson	8	51	0	51	0	12	6.4
Jo'quavious Marks	13	49	3	46	0	14	3.5
Will Rogers	5	20	2	18	0	10	3.6
Totals...	26	120	5	115	0	14	4.4

PASSING	Att.	Comp	Int.	Yds.	TD	Long	Sacks
Will Rogers	62	47	1	371	3	29	1

RECEIVING	No.	Yds.	TD	Long
Jo'quavious Marks	9	67	1	16
Dillon Johnson	9	58	0	15
Makai Polk	8	78	1	29
Austin Williams	6	62	1	22
Malik Heath	5	48	0	22
Lideatrick Griffen	3	18	0	10
Jamire Calvin	2	21	0	13
Christian Ford	2	14	0	9
Jaden Walley	2	9	0	7
Will Rogers	1	-4	0	0
Rara Thomas	1	0	0	0
Totals...	47	371	3	29

PUNTING	No.	Yds.	Avg.	Long	I20	TB
Archer Trafford	3	131	43.7	53	1	1

FIELD GOALS	Att.	Made	Long	KICKS
Nolan Mccord	2	1	23	23,33

ALL RETURNS	Punts			Kickoffs			Interceptions		
	No.	Yds.	Lg.	No.	Yds.	Lg.	No.	Yds.	Lg.
Jaden Walley	2	7	5	0	0	0	0	0	0
Emmanuel Forbes	0	0	0	0	0	0	1	-10	0

## LSU Contains Mississippi St. for 28-25 Victory

**Max Johnson** passed for 280 yards and four touchdowns, as the LSU Football team earned a 28-25 victory in the SEC opener on Saturday at Davis Wade Stadium. Johnson, a sophomore, became the first Tiger since Rohan Davey in 1999 to throw three touchdown passes of 40-plus yards in a single game. He finished 17-of-27 passing with touchdowns of 11 and 64 yards to wide receiver **Kayshon Boutte**, 58 to wide receiver **Trey Palmer** and 41 to tight end **Kole Taylor** that put his Tigers ahead 28-10 with 11:32 to play. Boutte led LSU with four catches and 85 yards, while **Brian Thomas Jr.** added four receptions for 43 yards. **Tyrion Davis-Price** had a team-high 51 rushing yards on 13 carries. Meanwhile, LSU's defense executed its dime package – six defensive backs – and kept the ball in front of itself for a vast majority of the contest. The Tigers "bend don't break" exercise resulted in a pair of first-quarter turnovers forced by nickelback **Cordale Flott** on the LSU side of the field and later a three-score lead in the fourth quarter when State rallied for a pair of touchdowns to make the game interesting. State quarterback Will Rogers finished 47-of-62 passing for 371 yards with three touchdowns and an interception. His 62 pass attempts were the fourth-most by an LSU opposing quarterback in program history (record: 72 by Troy's Levi Brown in 2008).

Scoring	1	2	3	4	F
LSU	7	0	14	7	28
MSU	7	3	7	15	25

LSU	1Q	09:04	Boutte 11 yd pass from Johnson (York kick)
MSU	2Q	08:19	Mccord 23 yd FG
LSU	3Q	14:22	Boutte 64 yd pass from Johnson (York kick)
LSU	3Q	03:35	Palmer 58 yd pass from Johnson (York kick)
MSU	3Q	00:26	Polk 29 yd pass from Rogers (Mccord kick)
LSU	4Q	11:32	Taylor 41 yd pass from Johnson (York kick)
MSU	4Q	06:48	Williams 2 yd pass from Rogers (Mccord kick)
MSU	4Q	01:53	Marks 16 yd pass from Rogers (Heath pass from Rogers)

Team Stats	LSU	MSU
FIRST DOWNS	15	29
Rushing	6	10
Passing	8	18
Penalty	1	1
NET YARDS RUSHING	63	115
Rushing Attempts	27	26
Average Per Rush	2.3	4.4
Rushing Touchdowns	0	0
Yards Gained Rushing	85	120
Yards Lost Rushing	22	5
NET YARDS PASSING	280	371
Completions-Attempts-Int	17-27-1	47-62-1
Average Per Attempt	10.4	6.0
Average Per Completion	16.5	7.9
Passing Touchdowns	4	3
TOTAL OFFENSE YARDS	343	486
Total offense plays	54	88
Average Gain Per Play	6.4	5.5
Fumbles: Number-Lost	0-0	1-1
Penalties: Number-Yards	5-32	6-36
PUNTS-YARDS	5-197	3-131
Average Yards Per Punt	39.4	43.7
Net Yards Per Punt	34	35
Inside 20	2	1
50+ Yards	1	1
Touchbacks	1	0
Fair catch	1	0
KICKOFF-YARDS	5-325	4-255
Average Yards Per Kickoff	65.0	63.8
Net Yards Per Kickoff	40	41.2
Touchbacks	5	2
Fair Catch Yards	0	40
Punt returns: Number-Yards-TD	2-26-0	2-7-0
Average Per Return	13.0	3.5
Kickoff returns: Number-Yds-TD	0-0-0	0-0-0
Average Per Return	0.0	0.0
Interceptions: Number-Yds-TD	1-0-0	1--10-0
Fumble Returns: Number-Yds-TD	1-35-0	0-0-0
Miscellaneous Yards	0	0
Possession Time	24:52	35:08
1st Quarter	06:51	08:09
2nd Quarter	05:51	09:09
3rd Quarter	05:37	09:23
4th Quarter	06:33	08:27
Third-Down Conversions	5-13	12-18
Fourth-Down Conversions	1-1	0-0
Red-Zone Scores-Chances	1-1	3-4
Touchdowns	1-1	2-4
Field goals	0-1	1-4
Sacks By: Number-Yards	1-2	2-15
PAT Kicks	4-4	2-2
Field Goals	0-0	1-2
Points off Turnover	7	0

# Game 5

**Auburn**  
**LSU**

**24**  
**19**

**October 2, 2021**  
**Tiger Stadium**  
**Baton Rouge, La.**  
**97,717**

## LSU

RUSHING	Att.	Gain	Lost	Net	TD	Long	Avg.
Corey Kiner	5	22	0	22	0	11	4.4
Tyrion Davis-Price	5	18	0	18	0	8	3.6
Max Johnson	10	29	19	10	0	11	1.0
Armoni Goodwin	2	4	0	4	0	3	2.0
Josh Williams	1	2	0	2	0	2	2.0
Austin Deculus	0	0	0	0	0	0	0.0
TEAM	2	0	23	-23	0	0	-11.5
Totals...	25	75	42	33	0	11	1.3

PASSING	Att.	Comp	Int.	Yds.	TD	Long	Sacks
Max Johnson	46	26	1	325	1	55	3

RECEIVING	No.	Yds.	TD	Long
Jack Bech	7	84	0	40
Kayshon Boutte	6	127	1	55
Brian Thomas Jr.	5	32	0	12
Malik Nabers	2	30	0	25
Jaray Jenkins	2	20	0	12
Deion Smith	1	10	0	10
Tyrion Davis-Price	1	9	0	9
Trey Palmer	1	7	0	7
Corey Kiner	1	6	0	6
Totals...	26	325	1	55

PUNTING	No.	Yds.	Avg.	Long	I20	TB
Avery Atkins	4	163	40.8	45	3	0

FIELD GOALS	Att.	Made	Long	KICKS
Cade York	4	4	51	33,26,22,51

ALL RETURNS	Punts			Kickoffs			Interceptions		
	No.	Yds.	Lg.	No.	Yds.	Lg.	No.	Yds.	Lg.
Trey Palmer	0	0	0	1	17	17	0	0	0

## AUBURN

RUSHING	Att.	Gain	Lost	Net	TD	Long	Avg.
Bo Nix	12	74	0	74	1	12	6.2
Jarquez Hunter	6	65	0	65	1	44	10.8
Tank Bigsby	9	35	8	27	0	11	3.0
TEAM	2	0	3	-3	0	0	-1.5
Totals...	29	174	11	163	2	44	5.6

PASSING	Att.	Comp	Int	Yds	TD	Long	Sacks
Bo Nix	44	23	0	255	1	33	0
TJ Finley	4	1	0	35	0	36	0

RECEIVING	No.	Yds.	TD	Long
Demetris Robertson	6	60	0	19
John Samuel Shenker	5	102	0	35
Shaun Shivers	5	38	0	17
Tyler Fromm	3	40	1	24
Kobe Hudson	1	20	0	20
Jarquez Hunter	1	10	0	10
Shedrick Jackson	1	7	0	7
Ze'Vian Capers	1	7	0	7
Tank Bigsby	1	6	0	6
Ja'Varrius Johnson	0	0	0	0
Totals...	24	290	1	35

PUNTING	No.	Yds.	Avg.	Long	I20	TB
Oscar Chapman	3	119	39.7	44	1	0

FIELD GOALS	Att.	Made	Long	KICKS
Anders Carlson	3	1	49	51, 49, 52

ALL RETURNS	Punts			Kickoffs			Interceptions		
	No.	Yds.	Lg.	No.	Yds.	Lg.	No.	Yds.	Lg.
Nehemiah Pritchett	0	0	0	1	19	19	0	0	0
Bydarrius Knighten	0	0	0	0	0	0	1	7	7

## Auburn Comes Back to Defeat LSU, 24-19

Auburn scored 14 fourth-quarter points to defeat LSU in Tiger Stadium for the first time since 1999, 24-19, on Saturday night in Tiger Stadium. Auburn (4-1, 1-0 SEC) used an 11-play, 92-yard fourth-quarter drive to take its first lead of the game with 3:11 to play. Running back Jarquez Hunter, who had a 44-yard run on the drive, scored from 1 yard to give Auburn the final margin. LSU (3-2, 1-1 SEC) led 13-0 in the second quarter and 19-10 entering the fourth quarter before Auburn senior quarterback Bo Nix and Hunter scored in the final stanza. LSU quarterback **Max Johnson** completed 26-of-46 passes for LSU for 325 yards and a touchdown, while the Tigers continued to struggle running the ball. LSU managed only 33 net yards on 25 attempts including three sacks. Wide receiver **Kayshon Boutte** had a game-high 127 receiving yards on six catches, while tight end **Jack Bech** added seven catches for 84 yards. LSU's **Cade York** made field goals of 33, 26, 22 and 51 yards to remain perfect on the 2021 season (8 for 8). Nix finished 23-of-44 passing for 255 yards with a touchdown passing and another rushing for Auburn. He also led his Tigers with 74 rushing yards on 12 carries. John Samuel Shenker led Auburn with 102 receiving yards on five catches.

Scoring	1	2	3	4	F
AUB	0	10	0	14	24
LSU	7	6	6	0	19

LSU	1Q	06:33	Boutte 31 yd pass from Johnson (York kick)
LSU	2Q	13:35	York 33 yd FG
LSU	2Q	08:38	York 26 yd FG
AUB	2Q	04:53	Fromm 24 yd pass from Nix (Carlson kick)
AUB	2Q	00:14	Carlson 49 yd FG
LSU	3Q	11:00	York 22 yd FG
LSU	3Q	03:26	York 51 yd FG
AUB	4Q	14:16	Nix 5 yd rush (Carlson kick)
AUB	4Q	03:11	Hunter 1 yd rush (Carlson kick)

Team Stats	AUB	LSU
FIRST DOWNS	23	19
Rushing	6	3
Passing	16	13
Penalty	1	3
NET YARDS RUSHING	163	33
Rushing Attempts	29	25
Average Per Rush	5.6	1.3
Rushing Touchdowns	2	0
Yards Gained Rushing	174	75
Yards Lost Rushing	11	42
NET YARDS PASSING	290	325
Completions-Attempts-Int	24-48-0	26-46-1
Average Per Attempt	6.0	7.1
Average Per Completion	12.1	12.5
Passing Touchdowns	1	1
TOTAL OFFENSE YARDS	453	358
Total offense plays	77	71
Average Gain Per Play	5.9	5.0
Fumbles: Number-Lost	0-0	2-0
Penalties: Number-Yards	5-45	6-50
PUNTS-YARDS	3-119	4-163
Average Yards Per Punt	39.7	40.8
Net Yards Per Punt	39.7	40.8
Inside 20	1	3
50+ Yards	0	0
Touchbacks	0	0
Fair catch	3	3
KICKOFF-YARDS	5-269	6-390
Average Yards Per Kickoff	53.8	65.0
Net Yards Per Kickoff	35.6	41
Touchbacks	1	5
Fair Catch Yards	44	0
Punt returns: Number-Yards-TD	0-0-0	0-0-0
Average Per Return	0.0	0.0
Kickoff returns: Number-Yds-TD	1-19-0	1-17-0
Average Per Return	19.0	17.0
Interceptions: Number-Yds-TD	1-7-0	0-0-0
Fumble Returns: Number-Yds-TD	0-0-0	0-0-0
Miscellaneous Yards	0	0
Possession Time	28:46	31:14
1st Quarter	07:23	07:37
2nd Quarter	08:21	06:39
3rd Quarter	05:18	09:42
4th Quarter	07:44	07:16
Third-Down Conversions	7-16	6-17
Fourth-Down Conversions	2-3	1-2
Red-Zone Scores-Chances	2-2	4-4
Touchdowns	2-2	1-4
Field goals	0-2	3-4
Sacks By: Number-Yards	3-19	0-0
PAT Kicks	3-3	1-1
Field Goals	1-3	4-4
Points off Turnover	0	0

# Game 6

LSU  
Kentucky

21  
42

October 9, 2021  
Kroger Field  
Lexington, KY  
61,690

## LSU

RUSHING	Att.	Gain	Lost	Net	TD	Long	Avg.
Tyrion Davis-Price	22	148	1	147	2	30	6.7
Armoni Goodwin	4	18	0	18	0	7	4.5
Corey Kiner	4	7	2	5	0	4	1.2
Max Johnson	5	5	28	-23	0	5	-4.6
Totals...	35	178	31	147	2	30	4.2

PASSING	Att.	Comp	Int	Yds	TD	Long	Sacks
Max Johnson	38	22	0	261	1	41	4

RECEIVING	No.	Yds.	TD	Long
Kayshon Boutte	8	73	0	37
Malik Nabers	3	66	1	41
Brian Thomas Jr.	3	45	0	25
Jaray Jenkins	3	39	0	16
Jack Bech	3	20	0	11
Deion Smith	1	9	0	9
Devonta Lee	1	9	0	9
Trey Palmer	0	0	0	0
Corey Kiner	0	0	0	0
Totals...	22	261	1	41

PUNTING	No.	Yds.	Avg.	Long	I20	TB
Avery Atkins	3	160	53.3	55	2	0

FIELD GOALS Att. Made Long KICKS

N/A

ALL RETURNS	No.	Yds.	Lg.	No.	Yds.	Lg.	No.	Yds.	Lg.
N/A									

## KENTUCKY

RUSHING	Att.	Gain	Lost	Net	TD	Long	Avg.
Christopher Rodriguez	16	147	0	147	1	22	9.2
Kavosiey Smoke	12	104	0	104	0	32	8.7
Will Levis	11	81	6	75	2	33	6.8
JuTahn McClain	1	5	0	5	0	5	5.0
Mike Drennen	3	4	4	0	0	2	0.0
TEAM	2	0	1	-1	0	0	-0.5
Totals...	45	341	11	330	3	33	7.3

PASSING	Att.	Comp	Int.	Yds.	TD	Long	Sacks
Will Levi	17	14	0	145	3	34	1

RECEIVING	No.	Yds.	TD	Long
Wan'Dale Robinson	8	60	1	16
Isaiah Epps	2	28	0	20
Justin Rigg	1	34	0	34
JuTahn McClain	1	25	1	25
Christopher Rodriguez	1	3	1	3
Mike Drennen	1	-5	0	0
Izayah Cummings	0	0	0	0
Totals...	14	145	3	34

PUNTING	No.	Yds.	Avg.	Long	I20	TB
Colin Goodfellow	3	137	45.7	48	2	0

FIELD GOALS Att. Made Long KICKS

N/A

ALL RETURNS	No.	Yds.	Lg.	No.	Yds.	Lg.	No.	Yds.	Lg.
Wan'Dale Robinson	1	4	4	0	0	0	0	0	0
Justin Rigg	0	0	0	1	0	0	0	0	0

## No. 16 Kentucky Runs Past LSU, 42-21

No. 16 Kentucky (6-0, 4-0 SEC) remained perfect on the season with a 42-21 victory over LSU on Saturday night at Kroger Field. Kentucky junior quarterback Will Levis was responsible for five touchdowns, leading the Wildcats to victory. He was 14-of-17 passing for 145 yards with three touchdown passes, while rushing 10 times for 64 yards with two scores. LSU running back Tyrion Davis-Price set a career high with 147 rushing yards and two touchdowns on 22 carries, becoming the 51st Tiger to surpass 1,000 in his career. Tigers quarterback Max Johnson was 22-of-38 passing for 261 yards with a touchdown. Kayshon Boutte led LSU with eight catches and 73 yards, while Malik Nabers scored his first touchdown as a Tiger and had three catches for 66 yards. The Wildcats rushed for 330 yards on 45 carries, averaging 7.3 yards per carry. LSU amassed 408 yards of total offense to Kentucky's 475.

Scoring	1	2	3	4	F
LSU	0	0	7	14	21
UKY	7	7	14	14	42

UKY	1Q	06:17	Rodriguez Jr. 3 yd pass from Levis (Ruffolo kick)
UKY	2Q	14:15	Robinson 11 yd pass from Levis (Ruffolo kick)
UKY	3Q	10:57	Levis 1 yd rush (Ruffolo kick)
LSU	3Q	06:43	Davis-Price 1 yd rush (York kick)
UKY	3Q	01:06	Levis 5 yd rush (Ruffolo kick)
UKY	4Q	12:07	McClain 25 yd pass from Levis (Ruffolo kick)
LSU	4Q	11:03	Nabers 41 yd pass from Johnson (York kick)
LSU	4Q	05:29	Davis-Price 2 yd rush (York kick)
UKY	4Q	04:23	Rodriguez Jr. 18 yd rush (Ruffolo kick)

Team Stats	LSU	UKY
FIRST DOWNS	22	24
Rushing	10	16
Passing	11	7
Penalty	1	1
NET YARDS RUSHING	147	330
Rushing Attempts	35	45
Average Per Rush	4.2	7.3
Rushing Touchdowns	2	3
Yards Gained Rushing	178	341
Yards Lost Rushing	31	11
NET YARDS PASSING	261	145
Completions-Attempts-Int	22-38-0	14-17-0
Average Per Attempt	6.9	8.5
Average Per Completion	11.9	10.4
Passing Touchdowns	1	3
TOTAL OFFENSE YARDS	408	475
Total offense plays	73	62
Average Gain Per Play	5.6	7.7
Fumbles: Number-Lost	1-1	0-0
Penalties: Number-Yards	4-18	3-25
PUNTS-YARDS	3-160	3-137
Average Yards Per Punt	53.3	45.7
Net Yards Per Punt	52	45.7
Inside 20	2	2
50+ Yards	3	0
Touchbacks	0	0
Fair catch	1	2
KICKOFF-YARDS	3-195	7-455
Average Yards Per Kickoff	65.0	65.0
Net Yards Per Kickoff	40	40
Touchbacks	3	7
Fair Catch Yards	0	0
Punt returns: Number-Yards-TD	0-0-0	1-4-0
Average Per Return	0.0	4.0
Kickoff returns: Number-Yds-TD	0-0-0	1-0-0
Average Per Return	0.0	0.0
Interceptions: Number-Yds-TD	0-0-0	0-0-0
Fumble Returns: Number-Yds-TD	0-0-0	0-0-0
Miscellaneous Yards	0	0
Possession Time	27:48	32:12
1st Quarter	07:40	07:20
2nd Quarter	07:24	07:36
3rd Quarter	05:20	09:40
4th Quarter	07:24	07:36
Third-Down Conversions	7-15	2-7
Fourth-Down Conversions	2-5	1-1
Red-Zone Scores-Chances	2-2	5-5
Touchdowns	2-2	5-5
Field goals	0-2	0-5
Sacks By: Number-Yards	1-6	4-28
PAT Kicks	3-3	6-6
Field Goals	0-0	0-0
Points off Turnover	0	7



# Game 8

LSU  
Ole Miss

17 October 23, 2021  
Vaught-Hemingway Stadium  
31 Oxford, Miss.  
64,523

## LSU

RUSHING	Att.	Gain	Lost	Net	TD	Long	Avg.
Tyrion Davis-Price	17	54	1	53	1	8	3.1
Corey Kiner	10	50	1	49	0	12	4.9
TEAM	1	0	1	-1	0	0	-1.0
Max Johnson	6	12	20	-8	0	9	-1.3
Garrett Nussmeier	1	0	16	-16	0	0	-16.0
Totals...	35	116	39	77	1	12	2.2

PASSING	Att.	Comp	Int	Yds	TD	Long	Sacks
Max Johnson	21	13	0	146	0	44	4
Garrett Nussmeier	12	7	0	103	1	33	1

RECEIVING	No.	Yds.	TD	Long
Jaray Jenkins	4	52	0	19
Jack Bech	4	41	0	14
Malik Nabers	4	30	1	9
Trey Palmer	3	49	0	44
Brian Thomas Jr.	2	37	0	33
Jontre Kirklín	2	28	0	23
Devonta Lee	1	12	0	12
Totals...	20	249	1	44

PUNTING	No.	Yds.	Avg.	Long	I20	TB
Avery Atkins	3	153	51.0	55	0	0

FIELD GOALS	Att.	Made	Long	KICKS
Cade York	2	1	47	55, 47

ALL RETURNS	Punts			Kickoffs			Interceptions		
	No.	Yds.	Lg.	No.	Yds.	Lg.	No.	Yds.	Lg.
Trey Palmer	1	-1	0	1	14	14	0	0	0

## OLE MISS

RUSHING	Att.	Gain	Lost	Net	TD	Long	Avg.
Snoop Conner	14	123	6	117	0	23	8.4
Jerrion Ealy	12	100	3	97	1	36	8.1
Henry Parrish Jr.	10	35	3	32	1	8	3.2
Matt Corral	12	44	20	24	1	8	2.0
John Rhys Plumlee	1	1	0	1	0	1	1.0
TEAM	1	0	5	-5	0	0	-5.0
Totals...	50	303	37	266	3	36	5.3

PASSING	Att.	Comp	Int.	Yds.	TD	Long	Sacks
Matt Corral	22	18	0	185	1	34	3
Dontario Drummond	1	1	0	19	0	19	0

RECEIVING	No.	Yds.	TD	Long
Dontario Drummond	8	93	0	27
Henry Parrish Jr.	2	38	0	34
Jahcour Pearson	2	12	0	11
Casey Kelly	2	8	1	6
Matt Corral	1	19	0	19
Miles Battle	1	18	0	18
Jadon Jackson	1	12	0	12
John Rhys Plumlee	1	5	0	5
Jerrion Ealy	1	-1	0	0
JJ Henry	0	0	0	0
Snoop Conner	0	0	0	0
Totals...	19	204	1	34

PUNTING	No.	Yds.	Avg.	Long	I20	TB
Mac Brown	4	178	44.5	53	2	1

FIELD GOALS	Att.	Made	Long	KICKS
Caden Costa	1	1	43	43

ALL RETURNS	Punts			Kickoffs			Interceptions		
	No.	Yds.	Lg.	No.	Yds.	Lg.	No.	Yds.	Lg.
Dontario Drummond	1	11	11	0	0	0	0	0	0
Tysheem Johnson	0	0	0	0	0	0	1	0	0

## No. 12 Ole Miss Seizes Momentum Early to Beat LSU

A goal-line stand at the end of the first quarter flipped the momentum of the contest, as No. 12 Ole Miss defeated LSU, 31-17, on Saturday afternoon at Vaught-Hemingway Stadium. After taking a 7-0 lead midway through the first quarter on a 90-yard drive, LSU (4-4, 2-3 SEC) looked to silence the home crowd with a second TD. However, the Tigers turned the ball over on downs with an interception at the Ole Miss 1. Ole Miss (6-1, 3-1 SEC) scored 31 unanswered points to take control, as LSU lost two fumbles, recorded one first down, and missed a 55-yard field goal during the second and third quarters. LSU linebacker **Damone Clark** had a career day, recording 20 tackles including a sack and a forced fumble that wiped an Ole Miss touchdown off the board in place of a touchback. His tackles total was one shy of the LSU record (21) set by Al Richardson against South Carolina in 1982, and was the most by a Tiger since Kevin Minter 's 20 at Florida in 2012. LSU starting quarterback **Max Johnson** played three quarters, completing 13-of-21 passes with an interception and a pair of fumbles as a result of sacks. Freshman **Garrett Nussmeier** entered in the fourth quarter and led the Tigers to a pair of scoring drives. He completed 7-of-12 passes for 103 yards with a touchdown pass to wide receiver **Malik Nabers**. Running back **Tyrion Davis-Price** led LSU with 17 carries for 53 yards including a 1-yard touchdown run in the first quarter, while freshman running back **Corey Kiner** added 49 yards on 10 carries. **Jaray Jenkins** (52 yards), **Jack Bech** (41 yards) and Nabers (30 yards) each had four receptions for LSU, while Trey Palmer added 49 yards including a 44-yard catch. Rebels Quarterback Matt Corral completed 17-of-22 passes for 180 yard with a touchdown, while adding a rushing touchdown. Snoop Conner led Ole Miss with 117 yards on 14 carries, while Jerrion Ealy added 82 yards on nine attempts including a 36-yard touchdown run in the third quarter.

Scoring	1	2	3	4	F
LSU	7	0	0	10	17
Ole Miss	0	17	14	0	31

LSU	1Q	08:29	Davis-Price 1 yd rush (York kick)
OLE	2Q	10:44	Costa 43 yd FG
OLE	2Q	03:12	Kelly 2 yd pass from Corral (Costa kick)
OLE	2Q	00:15	Corral 3 yd rush (Costa kick)
OLE	3Q	08:59	Parrish Jr. 5 yd rush (Costa kick)
OLE	3Q	02:27	Ealy 36 yd rush (Costa kick)
LSU	4Q	07:28	York 47 yd FG
LSU	4Q	03:55	Nabers 9 yd pass from Nussmeier (York kick)

Team Stats	LSU	OLE
FIRST DOWNS	20	25
Rushing	5	14
Passing	11	10
Penalty	4	1
NET YARDS RUSHING	77	266
Rushing Attempts	35	50
Average Per Rush	2.2	5.3
Rushing Touchdowns	1	3
Yards Gained Rushing	116	303
Yards Lost Rushing	39	37
NET YARDS PASSING	249	204
Completions-Attempts-Int	20-33-1	19-24-0
Average Per Attempt	7.5	8.5
Average Per Completion	12.4	10.7
Passing Touchdowns	1	1
TOTAL OFFENSE YARDS	326	470
Total offense plays	68	74
Average Gain Per Play	4.8	6.4
Fumbles: Number-Lost	4-2	2-1
Penalties: Number-Yards	2-16	12-106
PUNTS-YARDS	3-153	4-178
Average Yards Per Punt	51.0	44.5
Net Yards Per Punt	47.3	39.8
Inside 20	0	2
50+ Yards	2	1
Touchbacks	0	1
Fair catch	2	2
KICKOFF-YARDS	2-130	6-388
Average Yards Per Kickoff	65.0	64.7
Net Yards Per Kickoff	40	41.5
Touchbacks	2	5
Fair Catch Yards	0	0
Punt returns: Number-Yards-TD	1-1-0	1-11-0
Average Per Return	-1.0	11.0
Kickoff returns: Number-Yds-TD	1-14-0	0-0-0
Average Per Return	14.0	0.0
Interceptions: Number-Yds-TD	0-0-0	1-0-0
Fumble Returns: Number-Yds-TD	0-0-0	0-0-0
Miscellaneous Yards	0	0
Possession Time	29:08	30:52
1st Quarter	11:02	03:58
2nd Quarter	05:28	09:32
3rd Quarter	06:01	08:59
4th Quarter	06:37	08:23
Third-Down Conversions	4-12	5-13
Fourth-Down Conversions	0-1	3-3
Red-Zone Scores-Chances	3-4	4-5
Touchdowns	2-4	3-5
Field goals	1-4	1-5
Sacks By: Number-Yards	3-19	5-36
PAT Kicks	2-2	4-4
Field Goals	1-2	1-1
Points off Turnover	0	3



# Game 9

**LSU** **14** November 6, 2021  
**Alabama** **20** Bryant Denny Stadium  
Tuscaloosa, Ala.  
100,007

## LSU

RUSHING	Att.	Gain	Lost	Net	TD	Long	Avg.
Tyrion Davis-Price	23	109	5	104	0	37	4.5
Armoni Goodwin	3	8	0	8	0	3	2.7
Corey Kiner	5	8	1	7	0	4	1.4
Brian Thomas Jr.	1	5	0	5	0	5	5.0
Max Johnson	8	14	29	-15	0	6	-1.9
Totals...	40	144	35	109	0	37	2.7

PASSING	Att.	Comp	Int	Yds	TD	L	O	N	G
<b>Sacks</b>									
Max Johnson	32	16	1	160	2	34	5		
Avery Atkins	1	10	0	26	0	26	0		

RECEIVING	No.	Yds.	TD	Long
Jack Bech	5	33	1	11
Jaray Jenkins	4	54	0	16
Brian Thomas Jr.	3	28	1	16
Trey Palmer	2	36	0	34
Jack Mashburn	1	26	0	26
Jontre Kirklin	1	6	0	6
Armoni Goodwin	1	3	0	3
Tyrion Davis-Price	0	0	0	0
Malik Nabers	0	0	0	0
Totals...	17	186	2	34

PUNTING	No.	Yds.	Avg.	Long	I20	TB
Avery Atkins	5	201	40.2	53	0	0

FIELD GOALS	Att.	Made	Long	KICKS
N/A				

Punts			Kickoffs			Interceptions		
No.	Yds.	Lg.	No.	Yds.	Lg.	No.	Yds.	Lg.
Trey Palmer	1	5	5	0	0	0	0	0
Jontre Kirklin	0	0	0	2	18	10	0	0

## ALABAMA

RUSHING	Att.	Gain	Lost	Net	TD	Long	Avg.
Brian Robinson Jr.	13	23	5	18	1	5	1.4
Roydell Williams	2	9	0	9	0	7	4.5
Jameson Williams	1	1	0	1	0	1	1.0
Slade Bolden	1	0	0	0	0	0	0.0
Bryce Young	9	28	50	-22	0	15	-2.4
Totals...	26	61	55	6	1	15	0.2

PASSING	Att.	Comp	Int	Yds.	TD	L	O	N	G
<b>Sacks</b>									
Bryce Young	37	24	0	302	2	58	4		

RECEIVING	No.	Yds.	TD	Long
Jameson Williams	10	62	1	58
John Metchie	9	73	1	22
Slade Bolden	2	22	0	15
Roydell Williams	1	24	0	24
Cameron Latu	1	15	0	15
Brian Robinson Jr.	1	8	0	8
Totals...	24	302	3	58

PUNTING	No.	Yds.	Avg.	Long	I20	TB
James Burnip	6	238	39.7	47	3	0

FIELD GOALS	Att.	Made	Long	KICKS
Will Reichard	1	0	49	MISSED

Punts			Kickoffs			Interceptions		
No.	Yds.	Lg.	No.	Yds.	Lg.	No.	Yds.	Lg.
JoJo Earle	3	31	17	0	0	0	0	0
Jameson Williams	0	0	0	1	22	22	0	0
Jalyn Armour-Davis	0	0	0	0	0	0	1	0

## No. 3 Alabama Holds On Late to Beat LSU, 20-14

With one final opportunity to win the game, quarterback Max Johnson's pass to Brian Thomas Jr. was broken up in the end zone as time expired, as No. 3 Alabama defeated LSU, 20-14, on Saturday night at Bryant-Denny Stadium. After jumping out to a 7-0 lead, the Tigers' defense posted four consecutive stops consisting of two turnover of downs and two three-and-outs. LSU's opening drive was sparked by a fake punt/jump pass from senior punter Avery Atkins to sophomore Jack Mashburn, leading to Thomas touchdown. The Tigers' defense held the Crimson Tide to just 6 rushing yards, tied for the fewest rushing yards in Alabama football history (1990 vs. Penn State). Damone Clark led the Tigers again in tackles with eight, also recording a sack and a pass breakup. LSU starting quarterback Max Johnson played all four quarters, completing 16-of-32 passes for 119 yards, two touchdowns and an interception. Running back Tyrion Davis-Price led LSU with 23 carries for 104 yards, including a 37-yard run in the fourth quarter. Jack Bech (33 yards and a touchdown), Trey Palmer (36 yards), Jaray Jenkins (29 yards) and Thomas (12 yards and a touchdown) all recorded receptions for the Tigers. Alabama quarterback Bryce Young completed 24-of-37 passes for 302 yards with two touchdowns and a fumble. Receiver Jameson Williams tallied 10 catches for 160 yards and a touchdown and John Metchie posted nine catches for 73 yards and a score himself.

Scoring	1	2	3	4	F
LSU	7	0	7	0	14
ALA	0	14	6	0	20

LSU	1Q	08:33	Thomas Jr. 8 yd pass from Johnson (York kick)
ALA	2Q	02:52	Robinson Jr. 2 yd rush (Reichard kick)
ALA	2Q	00:48	Metchie 8 yd pass from Young (Reichard kick)
ALA	3Q	12:51	Williams 58 yd pass from Young (Reichard kick)
LSU	3Q	02:27	Bech 8 yd pass from Johnson (York kick)

Team Stats	LSU	ALA
FIRST DOWNS	16	16
Rushing	5	4
Passing	8	12
Penalty	3	0
NET YARDS RUSHING	109	6
Rushing Attempts	40	26
Average Per Rush	2.7	0.2
Rushing Touchdowns	0	1
Yards Gained Rushing	144	61
Yards Lost Rushing	35	55
NET YARDS PASSING	186	302
Completions-Attempts-Int	17-33-1	24-37-0
Average Per Attempt	5.6	8.2
Average Per Completion	10.9	12.6
Passing Touchdowns	2	2
TOTAL OFFENSE YARDS	295	308
Total offense plays	73	63
Average Gain Per Play	4.0	4.9
Fumbles: Number-Lost	1-1	3-1
Penalties: Number-Yards	6-30	9-64
PUNTS-YARDS	5-201	6-238
Average Yards Per Punt	40.2	39.7
Net Yards Per Punt	34	38.8
Inside 20	0	3
50+ Yards	1	0
Touchbacks	0	0
Fair catch	1	3
KICKOFF-YARDS	3-189	4-218
Average Yards Per Kickoff	63.0	54.5
Net Yards Per Kickoff	39	39
Touchbacks	2	0
Fair Catch Yards	0	44
Punt returns: Number-Yards-TD	1-5-0	3-31-0
Average Per Return	5.0	10.3
Kickoff returns: Number-Yds-TD	2-18-0	1-22-0
Average Per Return	9.0	22.0
Interceptions: Number-Yds-TD	0-0-0	1-0-0
Fumble Returns: Number-Yds-TD	0-0-0	0-0-0
Miscellaneous Yards	0	0
Possession Time	31:16	28:44
1st Quarter	07:03	07:57
2nd Quarter	05:16	09:44
3rd Quarter	10:27	04:33
4th Quarter	08:30	06:30
Third-Down Conversions	5-18	4-13
Fourth-Down Conversions	5-7	0-1
Red-Zone Scores-Chances	2-3	2-2
Touchdowns	2-3	2-2
Field goals	0-3	0-2
Sacks By: Number-Yards	4-45	5-29
PAT Kicks	2-2	2-3
Field Goals	0-0	0-1
Points off Turnover	0	13





## Numerical Roster

46	Charlie Drost	TE	6-5	240	FR-RS	Lake Charles, La. (St. Louis Catholic HS)
46	Blake McLaughlin	LB	5-10	229	FR-HS	New Orleans, La. (Gonzaga College HS)
47	Max Peterson	SNP	6-0	220	FR-RS	Weston, Mass. (Belmont Hill School)
48	Quentin Skinner	SNP	6-0	241	SO-1L	Buford, Ga. (Buford HS)
48	Sloan Wright	LB	6-2	231	FR-RS	Lafayette, La. (St. Thomas More HS)
49	Jonathan Ferguson	P	6-2	235	FR-HS	Sacramento, Calif. (Davis Senior HS)
51	Dylan Gibbs	LB	6-1	211	FR-HS	Destrehan, La. (Destrehan HS)
52	Nate Harris	LB	6-0	190	FR-HS	Leonard, Texas (Leonard HS)
53	Soni Fonua	DE	6-4	258	SR-2L	Salt Lake City, Utah (East HS/Mesa CC)
54	Aaron Benfield	LB	6-2	229	SO-SQ	Lafitte, La. (E.D. White Catholic HS)
55	Jarell Cherry	DE	6-2	259	JR-1L	Dallas, Texas (Carter HS)
55	Kimo Makane'ole	OL	6-4	293	FR-HS	Niceville, Fla. (Niceville HS)
55	Liam Shanahan	C	6-5	300	SR-1L	Marlborough, Mass. (Marlborough HS/Harvard)
56	Vincent Valdez	DL	5-9	262	FR-HS	El Paso, Texas (Eastwood HS)
57	Chasen Hines	OG	6-3	350	SR-3L	Marshall, Texas (Marshall HS)
58	Jared Small	LB	5-11	207	SR-2L	Baton Rouge, La. (Catholic HS)
58	Kardell Thomas	OL	6-4	339	SO-SQ	Baton Rouge, La. (Southern Lab HS)
59	Desmond Little	DE	6-5	231	SO-SQ	Prichard, Ala. (Vigor HS)
61	Cameron Wire	OT	6-6	307	JR-1L	Gonzales, La. (East Ascension HS)
64	Josh Billedeaux	OL	6-2	312	FR-HS	Lafayette, La. (St. Thomas More HS)
66	Lanson Smith	OL	6-1	280	FR-HS	Houston, Texas (Clear Falls HS)
67	Spencer Payne	OL	6-3	296	FR-RS	Castroville, Texas (Medina Valley HS)
69	Charles Turner	OL	6-6	284	SO-1L	Canton, Ohio (IMG Academy)
70	Ed Ingram	OG	6-4	320	SR-3L	DeSoto, Texas (DeSoto HS)
71	Xavier Hill	OL	6-4	306	FR-RS	Olive Branch, Miss. (Olive Branch HS)
72	Garrett Dellinger	OL	6-5	303	FR-HS	Clarkston, Mich. (Clarkston HS)
74	Marcus Dumervil	OL	6-6	289	FR-RS	Lauderdale Lakes, Fla. (St. Thomas Aquinas HS)
75	Anthony Bradford	OL	6-5	365	SO-1L	Muskegon, Mich. (Muskegon HS)
76	Austin Deculus	OT	6-7	325	GR-4L	Mamou, La. (Cy-Fair HS)
77	Marlon Martinez	OL	6-5	316	SO-1L	Fort Lauderdale, Fla. (St. Thomas Aquinas HS)
78	Thomas Perry	OL	6-6	325	SO-SQ	Lafayette, La. (Teurlings Catholic HS)
80	Jack Bech	WR	6-2	207	FR-HS	Lafayette, La. (St. Thomas More HS)
81	Bryce Langston	DL	6-3	282	FR-HS	Ocala, Fla. (Vanguard HS)
82	Jack Mashburn	TE	6-3	224	SO-1L	Mandeville, La. (St. Paul's HS)
83	Gabe Leonards	TE	6-3	210	FR-HS	Crowley, La. (Notre Dame HS)
85	LJ Gilyot	WR	5-10	169	SO-RS	New Orleans, La. (Brother Martin HS)
86	Caleb Bonine	TE	6-3	214	FR-TR	Baton Rouge, La. (Catholic HS/Northwestern St.)
87	Kole Taylor	TE	6-7	247	SO-1L	Grand Junction, Colo. (Central HS)
88	Evan Francioni	WR	6-0	195	JR-1L	River Ridge, La. (Archbishop Rummel HS/New Orleans)
89	Jack Rilling	WR	5-9	175	FR-HS	Madison, Wisc. (St. Cloud HS)
90	Jacobian Guillory	DT	6-2	326	FR-RS	Alexandria, La. (Alexandria Senior HS)
92	Neil Farrell Jr.	DT	6-4	325	GR-4L	Mobile, Ala. (Murphy HS)
94	Joseph Evans	DT	6-1	306	SO-2L	Haynesville, La. (Haynesville HS)
97	Glen Logan	DT	6-5	303	GR-4L	Kenner, La. (Destrehan HS)
99	Jaquelin Roy	DT	6-4	297	SO-1L	Baton Rouge, La. (University Lab HS)

## Alphabetical Roster

26	Damarius McGhee	DB
2	Dwight McGlothern	CB
46	Blake McLaughlin	LB
42	Aaron Moffitt	TE
8	Malik Nabers	WR
23	Corren Norman	RB
5	Garrett Nussmeier	QB
19	Matt O'Dowd	QB
8	BJ Ojulari	DE
33	Trey Palmer	WR
67	Spencer Payne	OL
30	Greg Penn III	LB
78	Thomas Perry	OL
47	Max Peterson	SNP
34	Damian Ramos	PK/P
1	Eli Ricks	CB
89	Jack Rilling	WR
41	Kyler Rodriguez	LB
99	Jaquelin Roy	DT
15	Sage Ryan	DB
34	Antoine Sampah	LB
56	Liam Shanahan	C
48	Quentin Skinner	SNP
58	Jared Small	LB
0	Maason Smith	DT
6	Deion Smith	WR
66	Lanson Smith	OL
43	Preston Stafford	PK
7	Derek Stingley Jr.	CB
22	Navonteque Strong	LB
87	Kole Taylor	TE
11	Brian Thomas Jr.	WR
58	Kardell Thomas	OL
38	Peyton Todd	P
21	Jordan Toles	S
69	Charles Turner	OL
56	Vincent Valdez	DL
27	Ralph Walker	DB
5	Jay Ward	S
39	Phillip Webb	LB
10	Josh White	LB
27	Josh Williams	RB
61	Cameron Wire	OT
42	Matt Worth	DE/LB
48	Sloan Wright	LB
36	Cade York	PK

## Pronunciation Guide

### PLAYERS

Jack Bech	Besh
Josh Billedeaux	bill-uh-doe
Caleb Bonine	bow-nine
Kayshon Boutte	Kay-shawn Boo-tay
Zavier Carter	zay-vure
Jake Chiasson	shah-sawn
Nick Demas	Dee-mus
Marcus Dumervil	Do-mer-ville
Messiah Farinas	Fa-ree-nus
Evan Francioni	Fran-chê-ô-nê
Everett Garard	guh-rard
Ali Gaye	Ah-lê, like the boxer
LJ Gilyot	gee-yot
Jacobian Guillory	Juh-cô-bê-an
Xavier Hill	z-sound in Xavier
Brandon Hubicz	Hue-bix
Saivion Jones	say-vee-on
Matthew Langlois	lan-wah

Kimo Makane'ole	mack-uh-nay-oh-lay
Jansen Mayea	My-â-uh, hard a
Dwight McGlothern	Muh-glock-ern
Blake McLaughlin	mic-lauck-lin
Garrett Nussmeier	nuss-my-er
BJ Ojulari	Ô-juh-lar-ê
Jack Rilling	rie-ling
Jaquelin Roy	Juh-qway-lin
Antoine Sampah	sam-fa
Liam Shanahan	Lê-um
Maason Smith	may-son
Navonteque "Bugg" Strong	nuh-von-teek

### COACHES

Daronte Jones	duh-ron-tay
DJ Mangas	mang-us
Greg McMahon	Mick-man
Ed Orgeron	O-zhure-on
Jake Peetz	peets