

2021 FOOTBALL GAME NOTES



NATIONAL CHAMPIONS

1958 • 2003 • 2007 • 2019

SEC CHAMPIONS

1935 • 1936 • 1958 • 1961

1970 • 1986 • 1988 • 2001

2003 • 2007 • 2011 • 2019

GAME
13



Kansas St.
January 4, 2022

NRG Stadium
Houston, Texas
8 p.m. CT • ESPN

BREAKDOWN

LSU

Record 6-6, 3-5 SEC
 Ranking NR/NR
 Last Game Nov. 27 vs. Texas A&M
 W, 27-24
 Interim Head Coach Brad Davis
 Career Record 0-0
 LSU Record 0-0
 LSU vs. K-State LSU Leads 1-0



Kansas State

Record 7-5, 4-5 SEC
 Ranking NR AP/Coaches
 Last Game Nov. 26 at Texas
 L, 17-22
 Head Coach Chris Klieman
 Career Record 91-29
 Record at K-State 19-16



COACHES

Interim Head Coach

Brad Davis

Offensive Coordinator/Quarterbacks

Jake Peetz

Defensive Coordinator/Defensive Backs

Daronte Jones

Offensive Line

Joe Henry / Jeff Carpenter

Wide Receivers

Carter Sheridan / Jorge Munoz

Running Backs

Mario Acitelli

Defensive Line

Andre Carter

Linebackers

Jake Olson

Special Teams

Chris Forestier

ON THE AIR



Chris Blair, Play-By-Play
 Doug Moreau, Analyst
 Gordy Rush, Reporter



Tom Hart, Play-by-Play
 Tim Hasselback, Analyst
 Kelsey Riggs, Reporter

2021 SCHEDULE

DATE	OPPONENT/TV	TIME (CT)	SERIES RECORD
Sept. 4	at UCLA (FOX)	L, 27-38	First Meeting
Sept. 11	McNeese (SEC+/ESPN+)	W, 34-7	LSU leads 1-0
Sept. 18	Central Michigan (SEC Network)	W, 49-21	First Meeting
Sept. 25	at Mississippi State* (ESPN)	W, 28-25	LSU leads 75-36-3
Oct. 2	#22 Auburn* (ESPN)	L, 19-24	LSU leads 31-23-1
Oct. 9	at #14 Kentucky* (SEC Network)	L, 21-42	LSU leads 40-16-1
Oct. 16	#20 Florida* (ESPN)	W, 49-42	Florida leads 33-31-3
Oct. 23	at #12 Ole Miss* (CBS)	L, 17-31	LSU leads 64-41-4
Nov. 6	at #3 Alabama* (ESPN)	L, 14-20	Alabama leads 54-26-5
Nov. 13	Arkansas* (SEC Network)	L, 13-16	LSU leads 42-22-2
Nov. 20	ULM (ESPN2)	W, 27-14	LSU leads 3-0
Nov. 27	#14 Texas A&M* (ESPN)	W, 27-24	LSU leads 34-22-3
Jan. 4	Kansas State [Texas Bowl] (ESPN)	8 p.m.	LSU leads 1-0

* - Denotes SEC Games | All dates & times are Central and Subject to Change

NEXT UP

- LSU (6-6, 3-5 SEC) rounds out the 2021 season on Tuesday, Jan. 4 at 8 p.m. when the Tigers face Kansas State (7-5, 4-5 Big 12) in the TaxAct Texas Bowl at NRG Stadium.
- The game will be televised on ESPN with Tom Hart (pvp), Tim Hasselback (analyst) and Kelsey Riggs (sideline reporter) on the call.
- The Tigers will be coached by interim head coach Brad Davis, who is in his first season at LSU as the offensive line coach. Davis has been retained by new head coach Brian Kelly and will remain LSU's offensive line coach in 2022. The TaxAct Texas Bowl will serve as the head coaching debut for Davis.
- The Tigers earned a bowl berth after winning their final two games of the regular season - def. Louisiana-Monroe, 27-14 followed by a 27-24 win over No. 14 Texas A&M.
- LSU is playing in a bowl game for the 21st time in 22 years, the only exception came in 2020.
- Since 2000, LSU has won three national titles (2003, 2007, 2019), five SEC Championships (2001, 2003, 2007, 2011, 2019) and claimed 14 bowl victories, which includes 2 wins in the 2019 CFP.
- Of LSU's 12 regular-season opponents, 10 advanced to bowl games.
- LSU is 1-0 all-time against Kansas State, beating the Wildcats, 21-0, on Sept. 13, 1980 in Tiger Stadium.
- LSU will be making its third appearance in NRG Stadium. The Tigers are 2-0 at NRG Stadium, beating Wisconsin 28-24 to open the 2014 season followed by a 56-27 win over Texas Tech in the 2015 Texas Bowl.
- Overall, LSU has won 10 straight games in domed stadiums, a streak that dates back to a 37-27 win over TCU in the 2013 season-opener played at AT&T Stadium in Arlington, Texas.
- LSU's is averaging 27.1 points and 373.5 total yards per game (109.3 rushing, 264.2 passing).
- Defensively, the Tigers are allowing 25.3 points and 372.2 total yards per game (137.3 rushing, 234.9 passing).

- Offensively, the Tigers go into the game with only one quarterback who has attempted a collegiate pass - true freshman Garrett Nussmeier. Nussmeier's status for the game is still undetermined. He's played in 4 games this year, completing 29-of-57 passes for 329 yards, 2 TDs and a pair of interceptions.
- LSU's top running back is junior Ty Davis-Price, who has rushed for 1,003 yards and 6 scores. He's backed up by true freshman Corey Kiner (271 yards, 2 TDs) and sophomore Josh Williams (75 yards).
- LSU's top receivers are a trio of true freshmen (Bech, Nabers, and Thomas Jr.) along with junior Jaray Jenkins. Hybrid TE Jack Bech (43 rec., 489 yards, 3 TDs) leads the Tigers. He's followed by Jenkins (33-479-5, Malik Nabers (26-400-3) and Brian Thomas Jr. (26-344-2).
- For just the second time this year, LSU will start the offensive line that was expected to be the starting unit for 2021. LSU's offensive line against Kansas State will feature Cam Wire (LT), Ed Ingram (LG), Liam Shanahan (C), Chasen Hines (RG), and Austin Deculus (RT). The only game this group has started together this season is the near-win at Alabama.
- Defensively, the Tigers will be without All-America and Butkus Award finalist Damone Clark (135 tackles).
- Top players on defense for LSU in the Texas Bowl will be S Jay Ward (62 tackles, 2 ints.), DE BJ Ojulari (49 tackles, 10.5 TFL, 6 sacks), and LB Mike Jones Jr. (31 tackles, 2.5 TFL, 1 sack).
- PK Cade York, a second team All-America in 2020, has made 15-of-18 field goals this year and dating back to last year, has made 23 of his last 26. York holds the LSU record for most 50-yard field goals in a career (14), in a season (6 in 2020) and longest field goal (57 at Florida, 2020).
- York is 54-of-66 on field goals in his career.
- York's current streak of 118 straight PATs is the LSU record, breaking previous mark of 109 held by David Brown-dyke.

LSU Media Central

Media can access the current media guide, updated statistics and game notes all in one location at www.LSUsports.net/media.

BY THE NUMBERS

5

The number of games LSU has gone without allowing a first quarter TD - Florida was last team to score TD in first quarter in Week 7.

11

Number of players that have started on the offensive line for LSU in 2021 - the most in the nation.

41

Straight games LSU has had at least one passing touchdown.

45

Number of different players to start at least one game for LSU in 2021.

LSU's Bowl History

52

BOWL APPEARANCES

BCS/CFP NATIONAL CHAMPIONSHIP GAME
2008 • 2012 • 2020

SUGAR BOWL
1936 • 1937 • 1938 • 1950
1959 • 1960 • 1965 • 1968
1985 • 1987 • 2002 • 2004
2007

PEACH BOWL
1968 • 1996 • 2000 • 2005
2008 • 2012 • 2019

ORANGE BOWL
1944 • 1962 • 1971 • 1974 • 1983

COTTON BOWL
1947 • 1963 • 1966 • 2003
2011

CITRUS BOWL
1979 • 2005 • 2010 • 2016
2017

SUN BOWL
1971 • 1977

LIBERTY BOWL
1978 • 1985

INDEPENDENCE BOWL
1995 • 1997

OUTBACK BOWL
1989 • 2014

BLUEBONNET BOWL
1963 • 1972

GATOR BOWL
1987

MUSIC CITY BOWL
2014

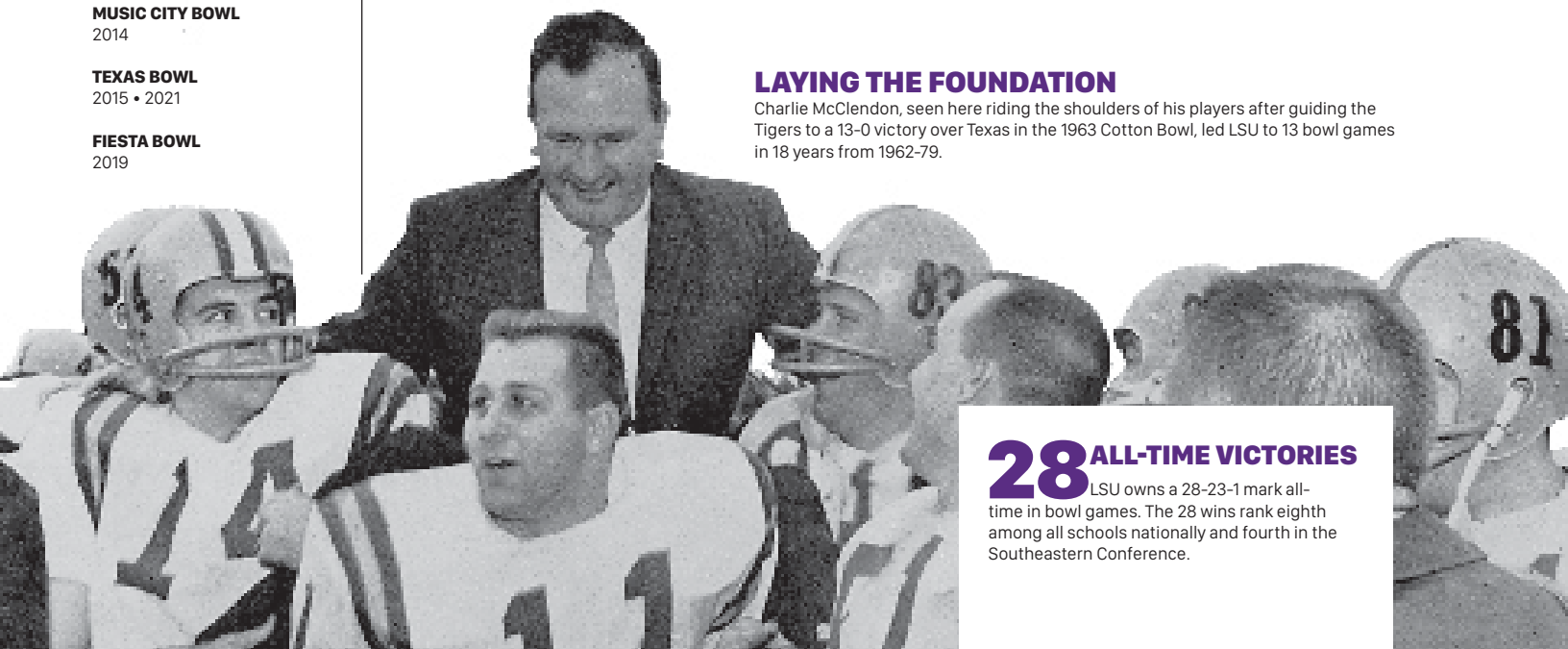
TEXAS BOWL
2015 • 2021

FIESTA BOWL
2019



LAYING THE FOUNDATION

Charlie McClendon, seen here riding the shoulders of his players after guiding the Tigers to a 13-0 victory over Texas in the 1963 Cotton Bowl, led LSU to 13 bowl games in 18 years from 1962-79.



28 ALL-TIME VICTORIES

LSU owns a 28-23-1 mark all-time in bowl games. The 28 wins rank eighth among all schools nationally and fourth in the Southeastern Conference.

LSU Bowl History & Records

INDIVIDUAL RECORDS

RUSHING ATTEMPTS

1.	34	Rondell Mealey (222 yards)	1997 Independence vs. Notre Dame
2.	31	Charles Alexander (197 yards)	1977 Sun vs. Stanford
3.	29	Nick Brossette (117 yards)	2019 Fiesta vs. UCF
	29	Leonard Fournette (212 yards)	2015 Texas vs. Texas Tech
5.	28	Jeremy Hill (216 yards)	2014 Outback vs. Iowa
	28	Domanick Davis (122 yards)	2002 Sugar vs. Illinois

RUSHING YARDS

1.	234	Kevin Faulk (25 att.)	1995 Independence vs. Michigan State
2.	222	Rondell Mealey (34 att.)	1997 Independence vs. Notre Dame
3.	216	Jeremy Hill (28 att.)	2014 Outback vs. Iowa
4.	212	Leonard Fournette (29 att.)	2015 Texas Bowl vs. Texas Tech
5.	197	Charles Alexander (31 att.)	1977 Sun vs. Stanford

RUSHING TOUCHDOWNS

1.	4	Leonard Fournette (29-212)	2015 Texas vs. Texas Tech
	4	Domanick Davis (28-122)	2002 Sugar vs. Illinois
3.	3	Charles Scott (15-65)	2008 Chick-fil-A vs. Georgia Tech
4.	2	10 Times Last: Leonard Fournette (11-143)	2014 Music City vs. Notre Dame

YARDS PER RUSH (MIN. 100 YARDS) (MIN. 10 RUSHES)

1.	13.0	Leonard Fournette (11-143)	2014 Music City vs. Notre Dame
2.	10.3	Jeremy Hill (12-124)	2012 Chick-Fil-A vs. Clemson
3.	10.2	Spencer Ware (10-102)	2011 Cotton vs. Texas A&M

(MIN. 15 RUSHES)

1.	9.4	Kevin Faulk (25-234)	1995 Independence vs. Michigan State
2.	7.3	Leonard Fournette (29-212)	2015 Texas vs. Texas Tech
	7.3	Justin Vincent (16-117)	2004 Sugar/BCS Champ vs. Oklahoma

(MIN. 30 RUSHES)

1.	6.5	Rondell Mealey (34-222)	1997 Independence vs. Notre Dame
----	-----	----------------------------	-------------------------------------

LONGEST RUSH

1.	89	Leonard Fournette (TD)	2014 Music City vs. Notre Dame
2.	79	D.J. Chark (TD)	2015 Texas vs. Texas Tech
3.	78	Rondell Mealey	1997 Independence vs. Notre Dame
4.	76	Marcus Randall	2003 Cotton vs. Texas
5.	74	Alley Broussard (TD)	2005 Capital One vs. Iowa

PASSING ATTEMPTS

1.	53	Rohan Davey (31 comp., 444 yards)	2002 Sugar vs. Illinois
2.	49	Joe Burrow (31 comp., 463 yards)	2020 CFP Championship vs. Clemson
3.	45	Marcus Randall (19 comp., 193 yards)	2003 Cotton vs. Texas
4.	39	Joe Burrow (29 comp., 493 yards)	2019 Peach vs. Oklahoma
5.	37	Jeff Wickersham (20 comp., 221 yards)	1985 Sugar vs. Nebraska
6.	34	Joe Burrow (21 comp., 394 yards)	2019 Fiesta vs. UCF
	34	JaMarcus Russell (21 comp., 332 yards)	2007 Sugar vs. Notre Dame

PASSING COMPLETIONS

1.	31	Rohan Davey (53 atts., 444 yards)	2002 Sugar vs. Illinois
	31	Joe Burrow (49 atts., 463 yards)	2020 CFP Championship vs. Clemson
3.	29	Joe Burrow (39 atts., 493 yards)	2019 Peach vs. Oklahoma
4.	21	Joe Burrow (34 atts., 394 yards)	2019 Fiesta vs. UCF
	21	JaMarcus Russell (34 atts., 332 yards)	2007 Sugar vs. Notre Dame
6.	20	Tommy Hodson (32 atts., 224 yards)	1987 Gator vs. South Carolina
	20	Jeff Wickersham (37 atts., 221 yards)	1985 Sugar

COMPLETION PERCENTAGE (MIN. 10 ATTS.)

1.	80.0	JaMarcus Russell (12-15, 128 yards)	2005 Capital One vs. Iowa
----	------	--	------------------------------

(MIN. 20 ATTS.)

1.	74.4	Joe Burrow (29-39, 493 yards)	2019 Peach vs. Oklahoma
----	------	----------------------------------	----------------------------

(MIN. 30 ATTS.)

1.	74.4	Joe Burrow (29-39, 493 yards)	2019 Peach vs. Oklahoma
----	------	----------------------------------	----------------------------

PASSING YARDS

1.	493	Joe Burrow (29-39)	2019 Peach vs. Oklahoma
2.	463	Joe Burrow (31-49)	2020 CFP Championship vs. Clemson
3.	444	Rohan Davey (31-53)	2002 Sugar vs. Illinois
4.	394	Joe Burrow (21-34)	2019 Fiesta vs. UCF
5.	332	JaMarcus Russell (21-34)	2007 Sugar vs. Notre Dame

PASSING TOUCHDOWNS

1.	7	Joe Burrow (29-39, 493 yards)	2019 Peach vs. Oklahoma
2.	5	Joe Burrow (31-49, 463 yards)	2020 CFP Championship vs. Clemson
3.	4	Joe Burrow (21-34, 394 yards)	2019 Fiesta vs. UCF
	4	Matt Flynn (19-27, 174 yards)	2008 BCS Title Game vs. Ohio State
5.	3	Jordan Jefferson (31-53, 444 yards)	2011 Cotton vs. Texas A&M
	3	Rohan Davey (31-53, 444 yards)	2002 Sugar vs. Illinois
	3	Rohan Davey (17-25, 174 yards)	2000 Peach vs. Georgia Tech
	3	Tommy Hodson (20-32, 224 yards)	1987 Gator vs. South Carolina
	3	Bert Jones (12-18, 227 yards)	1971 Sun vs. Iowa State

PASSES INTERCEPTED

1.	4	Jeff Wickersham	1985 Sugar • Nebraska
----	---	-----------------	-----------------------

CATCHES

1.	14	Justin Jefferson (227 yards)	2019 Peach vs. Oklahoma
	14	Josh Reed (239 yards)	2002 Sugar vs. Illinois
3.	9	Ja'Marr Chase (221 yards)	2020 CFP Championship vs. Clemson
	9	Justin Jefferson (106 yards)	2020 CFP Championship vs. Clemson
	9	Josh Reed (96 yards)	2000 Peach vs. Georgia Tech
	9	Wendell Davis (132 yards)	1987 Gator vs. South Carolina
	9	Andy Hamilton (146 yards)	1971 Orange vs. Nebraska

RECEIVING YARDS

1.	239	Josh Reed (14 catches)	2002 Sugar vs. Illinois
2.	227	Justin Jefferson (14 catches)	2019 Peach vs. Oklahoma
3.	221	Ja'Marr Chase (14 catches)	2020 CFP Championship vs. Clemson
4.	165	Andy Hamilton (6 catches)	1971 Sun vs. Iowa State
5.	146	Andy Hamilton (9 catches)	1971 Orange vs. Nebraska
6.	139	Malachi Dupre (7 catches)	2016 Citrus Bowl vs. Louisville

RECEIVING TOUCHDOWNS

1.	4	Justin Jefferson (14-227)	2019 Peach vs. Oklahoma
2.	3	Wendell Davis (9-132)	1987 Gator vs. South Carolina
	3	Terrence Tolliver (5-112)	2011 Cotton vs. Texas A&M
4.	2	Nine Times Last: Ja'Marr Chase & Thaddeus Moss	2019 CFP Championship vs. Clemson

LONGEST PASS PLAY

1.	77	Bert Jones to Andy Hamilton	1971 Sun vs. Iowa State
----	----	-----------------------------	----------------------------

TOTAL OFFENSE • ATTEMPTS

1.	63	Joe Burrow (463 passing yds, 58 rushing yds)	2020 CFP Championship vs. Clemson
----	----	---	--------------------------------------

TOTAL OFFENSE • YARDS

1.	521	Joe Burrow (463 pass, 58 rush)	2020 CFP Championship vs. Clemson
----	-----	-----------------------------------	--------------------------------------

TOTAL OFFENSE • ALL PURPOSE YARDS

1.	271	Kevin Faulk (234 rush, 4 rec., 33 return)	1995 Independence vs. Michigan State
----	-----	--	---

SCORING • POINTS/TOUCHDOWNS

1.	30	Leonard Fournette (5 TDs)	2015 Texas vs Texas Tech
----	----	------------------------------	-----------------------------

SCORING • KICKING POINTS

1.	16	Cole Tracy (4 FGs, 4 PATs)	2019 Fiesta vs. UCF
----	----	-------------------------------	------------------------

SCORING • EXTRA POINTS

1.	9	Cade York	2019 Peach vs. Oklahoma
----	---	-----------	----------------------------

SCORING • FIELD GOALS

1.	4	Cole Tracy	2019 Fiesta • vs. UCF
----	---	------------	-----------------------

LONGEST FIELD GOAL

1.	53	Colt David	2008 Chick-fil-A • vs. Georgia Tech
----	----	------------	-------------------------------------

TACKLES

1.	19	Kevin Minter	2012 Chick-fil-A • vs. Clemson
----	----	--------------	--------------------------------

INTERCEPTIONS

1.	2	Greg Jackson	1987 Gator • vs. South Carolina
	2	Liffort Hobley	1985 Sugar • vs. Nebraska
	2	Al Coffee	1971 Orange • vs. Nebraska
	2	Benny Griffin	1968 Sugar • vs. Wyoming

INTERCEPTION YARDS

1.	91	Greg Jackson	1987 Gator • vs. South Carolina
----	----	--------------	---------------------------------

LONGEST INTERCEPTION RETURN

1.	48	Greg Jackson	1987 Gator • vs. South Carolina
----	----	--------------	---------------------------------

PUNT RETURNS

1.	6	Tre'Davious White	2015 Texas • vs. Texas Tech
----	---	-------------------	-----------------------------

PUNT RETURN YARDS

1.	79	Norman Jefferson	1985 Liberty • vs. Baylor
----	----	------------------	---------------------------

LONGEST PUNT RETURN

1.	79	Norman Jefferson	1985 Liberty • vs. Baylor
----	----	------------------	---------------------------

KICKOFF RETURNS

1.	5	Morris Claiborne	2012 BCS Title • vs. Alabama
	5	Harvey Williams	1987 Sugar • vs. Nebraska

KICKOFF RETURN YARDS

1.	138	Harvey Williams	1987 Sugar • vs. Nebraska
----	-----	-----------------	---------------------------

LONGEST KICKOFF RETURN

1.	100	Leonard Fournette	2014 Music City • vs. Notre Dame
----	-----	-------------------	----------------------------------

PUNTS

1.	10	Jamie Keehn	2014 Outback • vs. Iowa
----	----	-------------	-------------------------

PUNTING AVERAGE

1.	56.7	Patrick Fisher	2008 BCS Title • vs. Ohio State
----	------	----------------	---------------------------------

LONGEST PUNT

1.	65	Donnie Jones	2003 Cotton • vs. Texas
----	----	--------------	-------------------------

LSU Bowl History & Records

TEAM RECORDS

First Downs	32	2019 Fiesta • vs. UCF
	32	2002 Sugar • vs. Illinois
Rushing Attempts	63	1977 Sun • vs. Stanford (332 yards)
Rushing Yards	337	2015 Texas • vs. Texas Tech (39 att.)
Avg. Per Rush	9.7	2015 Texas • vs. Texas Tech (39-377)
Rushing Touchdowns	7	2015 Texas • vs. Texas Tech
Passes Attempted	53	2002 Sugar • vs. Illinois (31 comp.)
Passes Completed	32	2019 Peach • vs. Oklahoma (42 att.)
Completion Percentage	.727	1966 Cotton • vs. Arkansas (8-of-11)
Passing Yards	532	2019 Peach • vs. Oklahoma (32-of-42)
Passes Had Intercepted	5	1985 Sugar • vs. Nebraska
Touchdown Passes	7	2019 Peach • vs. Oklahoma
Total Offense Attempts	97	2002 Sugar • vs. Illinois (595 yards)
Total Offense Yards	692	2019 Peach • vs. Oklahoma (74 plays)
Avg. Gain per Play	10.3	2015 Texas • vs. Texas Tech (62-638)
Fumbles Lost	4	1968 Peach • vs. Florida State
	4	1950 Sugar • vs. Oklahoma
Total Turnovers	8	1950 Sugar • vs. Oklahoma (4 fumbles, 4 interceptions)

Points in a Quarter	28	2019 Peach • vs. Oklahoma (2nd quarter)
	28	2008 Chick-fil-a • vs. Georgia Tech (2nd quarter)
Points in a Half	49	2019 Peach • vs. Oklahoma (1st half)
	35	2015 Texas • vs. Texas Tech (2nd half)
Fewest Rushing Yards	-15	1960 Sugar • vs. Ole Miss (32 att.)
Fewest Passing Yards	13	1963 Bluebonnet • vs. Baylor (1-of-5)
Fewest Pass Attempts	5	1963 Bluebonnet • vs. Baylor (1 comp.)
Fewest Passes Completed	1	1963 Bluebonnet • vs. Baylor (5 att.)
Fewest Total Yards	74	1960 Sugar • vs. Ole Miss (-15 rush, 74 pass)
Most Points	63	2019 Peach • vs. Oklahoma
Fewest Points	0	1938 Sugar • vs. Santa Clara; 1947 Cotton • vs. Arkansas
		1950 Sugar • vs. Oklahoma; 1960 Sugar • vs. Ole Miss
		2012 BCS Title Game • vs. Alabama

COMBINED (LSU AND OPPONENT)

Most Points	91	2019 Peach • vs. Oklahoma (LSU 63, Oklahoma 28)
Fewest Points	0	1947 Cotton • vs. Arkansas (LSU 0, Arkansas 0)
Most Total Yards	1,037	2015 Texas • vs. Texas Tech (LSU 638, Texas Tech 399)
Fewest Total Yards	248	1938 Sugar • vs. Santa Clara (LSU 158, Santa Clara 90)
Largest Margin of Victory	37	2005 Peach • vs. Miami (LSU 40, Miami 3)

BCS/CFP NATIONAL CHAMPIONSHIP GAME (3-1)

OPPONENT	SCORE	DATE	LSU GAME MVP
vs. Oklahoma *	W, 21-14	Jan. 4, 2004	Justin Vincent, RB
vs. Ohio State	W, 38-24	Jan. 7, 2008	Matt Flynn, QB;
			Ricky Jean-Francois, DT
vs. Alabama	L, 21-0	Jan. 9, 2012	
vs. Clemson	W, 42-25	Jan. 13, 2020	Joe Burrow, QB;
			Patrick Queen, LB

* Also listed under Sugar Bowl

BLUEBONNET (0-2) (FORMERLY ASTRO BLUEBONNET)

OPPONENT	SCORE	DATE
vs. Baylor	L, 14-7	Dec. 21, 1963
vs. Tennessee	L, 24-17	Dec. 30, 1972

CITRUS BOWL PRESENTED BY OVERTON'S (2-3) (FORMERLY TANGERINE; FLORIDA CITRUS; CAPITAL ONE, BUFFALO WILD WINGS)

OPPONENT	SCORE	DATE	LSU GAME MVP
vs. Wake Forest	W, 34-10	Dec. 22, 1979	David Woodley, QB
vs. Iowa	L, 30-25	Jan. 1, 2005	
vs. Penn State	L, 19-17	Jan. 1, 2010	
vs. Louisville	W, 29-9	Dec. 31, 2016	Derrius Guice, RB
vs. Notre Dame	L, 21-17	Jan. 1, 2018	

CHICK-FIL-A PEACH (6-1)

OPPONENT	SCORE	DATE	LSU GAME MVP
vs. Florida State	W, 31-27	Dec. 30, 1968	Mike Hillman, QB
			Buddy Millican, DE
vs. Clemson	W, 10-7	Dec. 28, 1996	Herb Tyler, QB
			Anthony McFarland, DT
vs. Georgia Tech	W, 28-14	Dec. 29, 2000	Rohan Davey, QB
			Bradie James, LB
vs. Miami (Fla.)	W, 40-3	Dec. 30, 2005	Matt Flynn, QB
			Melvin Oliver, DE
vs. Georgia Tech	W, 38-3	Dec. 31, 2008	Jordan Jefferson, QB
			Perry Riley, LB
vs. Clemson	L, 25-24	Dec. 31, 2012	Kevin Minter, LB
vs. Oklahoma^	W, 63-28	Dec. 28, 2019	Joe Burrow, QB
			K'Lavon Chaisson, LB

^ - CFP Semifinal

COTTON (3-1-1)

OPPONENT	SCORE	DATE	LSU GAME MVP
vs. Arkansas	T, 0-0	Jan. 1, 1947	Y.A. Tittle, QB
vs. Texas	W, 13-0	Jan. 1, 1963	Lynn Amedee, QB
vs. Arkansas	W, 14-7	Jan. 1, 1966	Joe LaBruzzo, RB;
			David McCormick, T
vs. Texas	L, 35-20	Jan. 1, 2003	
vs. Texas A&M	W, 41-24	Jan. 7, 2011	Terrence Toliver, WR
			Tyrann Mathieu, DB

FIESTA (1-0)

OPPONENT	SCORE	DATE	LSU GAME MVP
vs. UCF	W, 40-32	Jan. 1, 2019	Joe Burrow, QB
			Rashard Lawrence, DT

GATOR (1-0)

OPPONENT	SCORE	DATE	LSU GAME MVP
vs. South Carolina	W, 30-13	Dec. 31, 1987	Wendell Davis, WR

INDEPENDENCE (2-0)

OPPONENT	SCORE	DATE	LSU GAME MVP
vs. Michigan State	W, 45-26	Dec. 29, 1995	Kevin Faulk, RB
vs. Notre Dame	W, 27-9	Dec. 28, 1997	Gabe Northern, DE
			Rondell Mealey, RB
			Arnold Miller, DE

LIBERTY (0-2)

OPPONENT	SCORE	DATE
vs. Missouri	L, 20-15	Dec. 23, 1978
vs. Baylor	L, 21-7	Dec. 27, 1985

MUSIC CITY (0-1)

OPPONENT	SCORE	DATE
vs. Notre Dame	L, 31-28	Dec. 30, 2014

ORANGE (2-3)

OPPONENT	SCORE	DATE
vs. Texas A&M	W, 19-14	Jan. 1, 1944
vs. Colorado	W, 25-7	Jan. 1, 1962
vs. Nebraska	L, 17-12	Jan. 1, 1971
vs. Penn State	L, 16-9	Jan. 1, 1974
vs. Nebraska	L, 21-20	Jan. 1, 1983

OUTBACK (1-1) (FORMERLY HALL OF FAME)

OPPONENT	SCORE	DATE	LSU GAME MVP
vs. Syracuse	L, 23-10	Jan. 2, 1989	
vs. Iowa	W, 21-14	Jan. 1, 2014	Jeremy Hill, RB

SUGAR (6-7)

OPPONENT	SCORE	DATE	LSU GAME MVP
vs. TCU	L, 3-2	Jan. 1, 1936	
vs. Santa Clara	L, 21-14	Jan. 1, 1937	
vs. Santa Clara	L, 6-0	Jan. 1, 1938	
vs. Oklahoma	L, 35-0	Jan. 1, 1950	
vs. Clemson	W, 7-0	Jan. 1, 1959	Billy Cannon, RB
vs. Ole Miss	L, 21-0	Jan. 1, 1960	
vs. Syracuse	W, 13-10	Jan. 1, 1965	Doug Moreau, FL
vs. Wyoming	W, 20-13	Jan. 1, 1968	Glenn Smith, HB
vs. Nebraska	L, 28-10	Jan. 1, 1985	
vs. Nebraska	L, 30-15	Jan. 1, 1987	
vs. Illinois	W, 47-34	Jan. 1, 2002	Rohan Davey, QB
vs. Oklahoma	W, 21-14	Jan. 4, 2004	Justin Vincent, RB
vs. Notre Dame	W, 41-14	Jan. 3, 2007	JaMarcus Russell, QB

SUN (1-1)

OPPONENT	SCORE	DATE	LSU GAME MVP
vs. Iowa State	W, 33-15	Dec. 18, 1971	Bert Jones, QB
vs. Stanford	L, 24-14	Dec. 31, 1977	Charles Alexander, RB

TEXAS (1-0)


OPPONENT	SCORE	DATE	LSU GAME MVP
vs. Texas Tech	W, 56-27	Dec. 29, 2015	Leonard Fournette, RB

LSU's Overall Bowl Record: 28-23-1



Brad Davis

Interim Head Coach

 @coachbraddavis

Overall Record: 0-0

LSU Record: 0-0

(First year)

Brad Davis, a Baton Rouge native and member of Oklahoma's 2000 national championship team, joined the LSU staff in June of 2021 as offensive line coach. He was promoted to interim head coach for LSU's bowl game against Kansas State following the season-finale against Texas A&M. Davis will return his offensive line duties for the 2022 season as part of Brian Kelly's first staff at LSU.

In his first year with the Tigers in 2021, Davis developed an offensive line that improved each week of the season. Despite starting 11 different players on the offensive line, the most of any school in the nation, Davis' group played its best football during the final month of the regular season.

LSU had only one offensive lineman start every game (center Liam Shanahan), and the Tigers used nine different starting lineups. LSU started the same offensive line in back-to-back games just twice in 2021.

LSU's 2021 offensive line featured All-SEC guard Ed Ingram along with Shanahan and senior tackle Austin Deculus, who has appeared in more games (60) than any player in school history. The line also helped pave the way for 1,000-yard rusher Ty Davis-Price.

Davis returned to his hometown after spending the past four seasons coaching offensive lines in the Southeastern Conference. Davis coached at Florida in 2017, followed by two years at Missouri. Last year, he served as the offensive line coach at Arkansas.

During his coaching career, Davis has had 15 of his offensive linemen earn all-conference honors.

Davis coached at Arkansas in 2020 after two years on the staff at Missouri where he developed Tre'Vour Wallace-Sims into a first team All-SEC offensive lineman. Davis' Missouri offensive line helped pave the way for an offense that rushed for 151.7 yards per game in 2019. The 2018 Missouri offense ranked No. 13 in the nation with 481.8 yards per game and were No. 18 nationally in scoring with 36.6 points a contest.

Prior to joining the Florida staff in 2017, Davis coached the offensive lines at North Texas (2016), East Carolina (2015) and James Madison (2014). At James Madison, Davis also served as the co-offensive coordinator for a Dukes team that finished 9-4 and earned a spot in the FCS Playoffs.

As co-offensive coordinator at James Madison in 2014, Davis helped the Dukes rank among the nation's best in offensive output. James Madison ranked No. 10 nationally in total offense with a 484.6 yards-per-game average and stood at No. 17 in scoring with 35.7 points a contest.

Behind the play of Associated Press third team All-America quarterback Vad Lee, the Dukes established numerous school records, including passing completions, attempts, yards and touchdowns. In addition to Lee and receiver Daniel Brown, Davis also had a direct impact on the development of another All-CAA performer, offensive lineman Mitchell Kirsch.

In five years as the offensive line coach and run game coordinator at Portland State (2009-13), Davis helped the Vikings set numerous school records including total yards (6,486) and yards rushing (3,330), rushing yards per game (277.7), rushing touchdowns (36) and total yards per game (540.5).

At Portland State, Davis coached All-America and All-Big Sky offensive lineman Mitchell Van Dyk. He also developed future FCS Rimington Award (nation's top center) winner Cornelius Edison, who won honor in 2014.

In his last two seasons as the offensive line coach at Portland State, the Vikings surrendered only a combined 19 sacks to finish among the top five in the nation each year.

Following his graduation from Oklahoma in 2003, Davis got his start in coaching at Southern Lab in Baton Rouge, where he coached the offensive line and was co-offensive coordinator. He then spent time at Wayne State as a graduate assistant and Doane College as the offensive line coach and run game coordinator.

Davis served as a graduate assistant at Texas A&M for two years (2006-07) before coaching as an offensive line graduate assistant at North Carolina in 2008. In addition to his college coaching experience, Davis was part of the NFL's summer internship program, working with the Jacksonville Jaguars in 2011 and the Seattle Seahawks in 2012.

The Baton Rouge native prepped at Belaire High School and later went on to an outstanding playing career at Oklahoma. A 2003 graduate of Oklahoma, Davis was part of two Big 12 championship teams and the 2000 national championship team. He was named the team's Most Valuable Offensive Lineman in 2002.



TRACKING THE TIGERS

WEEK	AP	COACHES	CFP
Preseason	16	13	--
Week 2	RV	RV	--
Week 3	RV	RV	--
Week 4	RV	RV	--
Week 5	RV	RV	--
Week 6	NR	NR	--
Week 7	NR	NR	--
Week 8	NR	NR	--
Week 9	NR	NR	--
Week 10	NR	NR	NR
Week 11	NR	NR	NR
Week 12	NR	NR	NR
Week 13	NR	NR	NR
Week 14	NR	NR	NR
Week 15	NR	NR	NR

COACHES POLL

RK.	TEAM	REC.	POINTS	PREV
1	Alabama (54)	12-1	1540	2
2	Michigan (5)	12-1	1474	3
3	Georgia	12-1	1420	1
4	Cincinnati (3)	13-0	1392	4
5	Notre Dame	11-1	1266	6
6	Baylor	11-2	1204	9
7	Ohio State	10-2	1170	7
8	Ole Miss	10-2	1134	8
9	Oklahoma State	11-2	1036	5
10	Michigan State	10-2	903	13
11	Utah	10-3	893	17
12	Pittsburgh	11-2	886	15
13	Oklahoma	10-2	853	11
14	Brigham Young	10-2	792	14
15	Oregon	10-3	589	10
16	Iowa	10-3	561	12
17	Louisiana-Lafayette	12-1	444	21
18	NC State	9-3	436	20
19	Wake Forest	10-3	389	18
20	Kentucky	9-3	327	22
21	Houston	11-2	315	16
22	Clemson	9-3	252	24
23	Texas A&M	8-4	239	23
24	Arkansas	8-4	185	25
25	UTSA	12-1	146	NR

AP POLL

RK.	TEAM	REC	POINTS	PREV
1	Alabama (50)	12-1	1535	4
2	Michigan (9)	12-1	1480	2
3	Georgia	12-1	1408	1
4	Cincinnati (3)	13-0	1404	3
5	Notre Dame	11-1	1280	6
6	Baylor	11-2	1228	9
7	Ohio State	10-2	1177	7
8	Ole Miss	10-2	1101	8
9	Oklahoma State	11-2	1060	5
10	Utah	10-3	929	14
11	Michigan State	10-2	895	11
12	Brigham Young	10-2	866	12
13	Pittsburgh	11-2	838	17
14	Oklahoma	10-2	807	13
15	Oregon	10-3	594	10
16	Louisiana-Lafayette	12-1	490	20
17	Iowa	10-3	446	15
18	NC State	9-3	404	21
19	Clemson	9-3	395	22
20	Wake Forest	10-3	393	18
21	Houston	11-2	358	16
22	Arkansas	8-4	279	23
23	Texas A&M	8-4	171	24
24	UTSA	12-1	146	NR
25	Kentucky	9-3	129	25

NOTEBOOK

LSU To Face Kansas State in TaxAct Texas Bowl

LSU returns to postseason play after a years absence when the Tigers face Kansas State at 8 p.m. on Tuesday, Jan. 4 in the TaxAct Texas Bowl. LSU, winners of two straight, brings a 6-6 mark into the contest, while Kansas State is 7-5. The Texas Bowl marks only the second-ever meeting between LSU and Kansas State with the Tigers holding a 1-0 advantage in the series. LSU beat K-State, 21-0, on Sept. 13, 1980 in Tiger Stadium.

Brad Davis Makes Debut as Head Coach

Baton Rouge native Brad Davis makes his head coaching debut in the Texas Bowl. Davis, who just completed his first season on the LSU staff, spent the 2021 regular season coaching the offensive line. He was elevated to interim head coach following LSU's win over Texas A&M in the regular season finale. New LSU head coach Brian Kelly announced in early December that Davis would remain as LSU's offensive line coach in 2022.

Here's The LSU Coaching Staff For Texas Bowl

The following is a list of coaches and the positions they are responsible for leading up to the Texas Bowl and during the game:

Interim Head Coach:	Brad Davis
Offensive Coordinator/QBs:	Jake Peetz
Defensive Coordinator/DBs	Daronte Jones
Offensive Line:	Joe Henry/Jeff Carpenter
Wide Receivers:	Carter Sheridan/Jorge Munoz
Running Backs:	Mario Acitelli
Defensive Line:	Andre Carter
Linebackers:	Jake Olsen
Special Teams:	Chris Forestier

Brian Kelly Named LSU's New Head Coach

Brian Kelly, the winningest coach in Notre Dame history, was tabbed as LSU's new head coach on Nov. 30. The most accomplished hire in program history, Kelly joins LSU – which has won national championships under each of its last three head coaches – with more than 280 career victories in his collegiate head coaching career, the most among active FBS coaches. He is one of only five active FBS coaches who have guided their programs to multiple undefeated regular seasons since 2009, and he has led his teams to the College Football Playoffs in two of the last three seasons. In 31 years as a head coach, Kelly has amassed a record of 284-97-2, which ranks him first among all active FBS coaches in career victories, ahead of Alabama's Nick Saban (274 wins) and North Carolina's Mack Brown (265 wins). Kelly has only had two teams finish below .500 during his 31-year collegiate career. For the past 12 years, he has served as the head coach at Notre Dame. He leaves South Bend as the Irish's all-time winningest coach with 113 victories, moving ahead of legendary Knute Rockne for the top spot in 2021. His 12-year mark at Notre Dame stands at 113-40, which includes a 54-9 mark over the past five seasons. During his Notre Dame career, Kelly led the Irish to the 2012 BCS national title game as well as College Football Playoff appearances in 2018 and 2020. He was named National Coach of the Year by numerous outlets in 2012 and 2018. He's the only coach to win the Home Depot Coach of the Year Award more than once, and he's done it three times (2009, 2012, and 2018). In 12 seasons at Notre Dame, Kelly's teams won at least 10 games seven times, including this year, as the Irish are 11-1 and ranked No. 6 in the nation. Notre Dame's current streak of five straight seasons with double-digit wins includes a 10-3 record in 2017, followed by a 12-1 mark in 2018, 11-2 in 2019 and 10-2 in 2020.

LSU's Bowl History

LSU will make its 53rd appearance in a bowl game when the Tigers face Kansas State in the Texas Bowl. LSU is 28-23-1 all-time in bowl games, which includes a 2-0 mark in the College Football Playoffs in 2019. LSU appeared in a bowl game every year from 2000-2019 before the streak was snapped in 2020.

LSU in the TaxAct Texas Bowl

LSU will make its second appearance in the Texas Bowl when the Tigers face Kansas State. LSU's other appearance was record-setting as numerous LSU bowl records were set in the 56-27 win over Texas Tech in the 2015 Texas Bowl. LSU RB Leonard Fournette led an offensive rushing explosion with 212 yards and a LSU bowl-record tying 4 rushing TDs. He also accounted for 30 points in the game, another LSU bowl record. The following is a look at the bowl records LSU set in the 2015 Texas Bowl

Team

Rushing Yards: 377
 Avg. Yards Per Rush: 9.7 (337 yards on 39 carries)
 Avg. Gain Per Play: 10.3 (638 yards on 62 plays)
 Most Total Yards Combined (both teams): 1,037 (LSU 638, Texas Tech, 399)

Individual

Points Scored: 30 by Leonard Fournette (5 TDs)
 Rushing TDs: 4 by Leonard Fournette
 Punt Returns: 6 by Tre'Davious White

LSU vs. the Big 12

LSU has won six straight against current Big 12 members. The Tigers are 32-15-2 all-time against current Big 12 teams. LSU's last loss against a Big 12 came in the 2003 Cotton Bowl when Texas posted a 35-20 win over the Tigers. Since then, LSU has reeled off wins over West Virginia (2010 and 2011), TCU (2013), Texas Tech (2015), Texas (2019) and Oklahoma (2019).

NOTEBOOK

Here's the breakdown of LSU's series records against Big 12 competition:

Team	Record	Last Meeting
Baylor	8-3	1985 at Liberty Bowl (Baylor won 21-7)
Iowa State	1-0	1971 at Sun Bowl (LSU won 33-15)
Kansas	0-0	
Kansas State	1-0	1980 at Tiger Stadium (LSU won 21-0)
Oklahoma	2-1	2019 at CFP Semifinals (LSU won 63-28)
Oklahoma State	1-0	1956 at Tiger Stadium (LSU won 13-0)
TCU	6-2-1	2013 at Arlington (LSU won 37-27)
Texas	8-9-1	2019 at Austin (LSU won 45-38)
Texas Tech	3-0	2015 at Texas Bowl (LSU won 56-27)
West Virginia	2-0	2011 at Morgantown (LSU won 47-21)

LSU's 2-0 in NRG Stadium

LSU brings a 2-0 mark in games played in NRG Stadium into the Kansas State contest. The Tigers beat Wisconsin, 28-24, to open the 2014 season at NRG Stadium followed by a 56-27 victory over Texas Tech in the 2015 Texas Bowl. LSU was scheduled to play BYU in the 2017 season-opener at NRG Stadium, however, severe flooding to Houston forced the game to be moved to the Superdome in New Orleans. LSU won that game against BYU, 27-0.

LSU In Domed Venues

LSU will make its first appearance in a domed stadium since its 42-25 win over Clemson in the 2019 CFP National Championship Game in the Superdome in New Orleans. LSU, which has won 10 straight in domed venues, is 34-8 all-time in games played in a domed stadium. LSU's last loss in a domed stadium came in the 2012 Chick-fil-A bowl when Clemson posted a 25-24 victory over the Tigers in the Georgia Dome.

45 Payers Have Started At Least One 1 Game LSU In 2021

A total of 45 players have started at least one game for the Tigers this year, a list that includes eight true freshmen and three redshirt freshmen. Other starters for LSU include 13 sophomores, eight juniors and 13 seniors.

21 Players Earned First Start in 2021

Of the 45 players who have started at least one game for LSU in 2021, 21 of those made their first career start this year. Only eight players who finished the 2021 season with the Tigers have started games in more than two seasons at LSU. The list of players who have starts spanning at least three years include: DE Andre Anthony (15 starts since 2018), LB Micah Baskerville (21 starts since 2018), LB Damone Clark (21 starts since 2019), RT Austin Deculus (46 starts since 2018), S Todd Harris (8 starts since 2018 - no starts this year), LG Ed Ingram (34 starts since 2017), DT Glen Logan (36 starts since 2018), DT Neil Farrel Jr. (22 starts since 2019).

LSU O-Line Returns To Health For Texas Bowl

LSU's offensive line will be back at full strength for the first time since the Alabama game on November 6 as LT Cam Wire along with RG Chasen Hines both return to the lineup. Wire missed the final two games of the regular season with an injury, while Hines missed the final three games of the year. The lineup of Wire (LT), Ed Ingram (LG), Liam Shanahan (Center), Chasen Hines (RG), and Austin Deculus (RT) was the projected season-opening lineup for the Tigers, however the group - due to injuries - has only played one game together intact (Alabama).

LSU Turns To Kiner and Williams at Running Back

With junior Ty Davis-Price opting for the NFL, the Tigers will turn to true freshman Corey Kiner and sophomore Josh Williams at the running back position against Kansas State. Kiner ranks second among all LSU running backs with 271 rushing yards and two TDs on 65 carries. Williams has rushed for 75 yards on 16 attempts. Kiner's top outing came against McNeese when he rushed for 56 yards and a TD on 11 carries. He also had 49 yards on 10 attempts against Ole Miss. Williams' top game this year came against Florida with 28 yards on two carries.

Rookie Receiving Corps

With the injury against Kentucky that ended sophomore Kayshon Boutte's season, the Tigers have relied on a group of true freshmen receivers to carry the load at that position. At the time of his injury, Boutte led the SEC and ranked among the nation's leaders with 9 TD receptions. In 6 games, Boutte hauled in 38 passes for 509 yards and the 9 TDs. Since the Kentucky game, LSU's true freshmen receivers - Jack Bech, Malik Nabers, and Brian Thomas Jr. - have combined to catch 51 passes for 667 yards and 5 TDs. Bech leads the team with 43 receptions for 489 yards and 3 scores, while Nabers has 26 receptions for 400 yards and 3 TDs and Thomas Jr. 26 catches for 344 yards and a pair of scores.

Three Tigers Selected For Senior Bowl

LSU has three players on its roster selected to play in the Senior Bowl in Mobile, Ala. The list includes RG Ed Ingram, LB Damone Clark and DT Neil Farrell. Only Ingram will be dressed out for the Tigers against Kansas State. Clark led the SEC and ranked No. 2 in the nation in tackles with 135 this year. Farrell had his best season as a Tiger in 2021 as he was ranked as the highest-rated defensive tackle in college football by PFF.

Shanahan To the Hula Bowl

LSU graduate center Liam Shanahan has been invited to participate in the Hula Bowl on Jan. 15 in Orlando. Since transferring from Harvard in the summer of 2020, Shanahan has started 22 straight games at center for the Tigers. Shanahan enters his final game as a Tiger having earned an undergraduate degree in economics from Harvard followed by a master's in business administration from LSU.

TIGER TRENDS

	2021	Streak
August	0-0	W1
September	3-1	W3
October	1-3	L1
November	2-2	W2
December-January	0-0	W2
LSU's Conference Record...		
at home	2-2	W1
on the road	1-3	L3
LSU's Non-Conference Record...		
at home	3-0	W9
on the road	0-1	L1
neutral	0-0	W4
LSU vs. Ranked Opponents...		
at home	2-1	W3
on the road	0-3	L3
neutral	0-0	W5
LSU's Record in Games...		
decided by 7 pts or less	3-3	W1
decided by 3 pts or less	2-1	W1
Away/neutral during day	1-1	L1
Away/neutral at night	0-3	L5
Home during day	1-0	W1
Home at night	4-2	W2
LSU's Record When Scoring...		
less than 20 points	0-4	L8
20+ points	2-2	W1
30+ points	3-0	W6
LSU's Record When Allowing...		
14 or fewer points	1-0	W18
24 or fewer points	1-3	L3
25+ points	3-3	W1
LSU's Record When...		
Leading after the 1st qtr	5-3	W2
Trailing after the 1st qtr	1-1	W1
Tied after the 1st qtr	0-2	L2
Leading at halftime	6-2	W2
Trailing at halftime	0-4	L11
Tied at halftime	0-0	L1
Leading after the 3rd qtr	5-1	W2
Trailing after the 3rd qtr	0-5	L5
Tied after the 3rd qtr	1-0	W1
LSU's Record With...		
less than 300 yds total off.	0-1	L3
300+ yards total offense	2-4	L3
400+ yards total offense	4-1	W3
500+ yards total offense	0-0	W24
600+ yards total offense	0-0	W21
less than 100 yards rush	3-3	W1
100+ yards rushing	2-3	W1
150+ yards rushing	0-0	W14
200+ yards rushing	0-0	W5
250+ yards rushing	1-0	W16
less than 200 yards pass	2-1	L1
200+ yards passing	1-3	L3
300+ yards passing	2-2	W2
350+ yards passing	0-0	L1
400+ yards passing	1-0	W2
LSU's Record When Allowing...		
less than 200 total yards	1-0	W22
less than 300 total yards	2-1	W1
less than 400 total yards	1-1	W1
400+ yards total offense	2-4	L1
less than 100 yards rush	3-1	W1
100+ yards rush	3-7	W1
less than 200 yards pass	2-2	W1
less than 300 yards pass	2-3	W1
300+ yards pass	2-1	L1

CFP RANKINGS

RK.	TEAM	REC	POINTS	PREV
1	Alabama (50)	12-1	1535	4
2	Michigan (9)	12-1	1480	2
3	Georgia	12-1	1408	1
4	Cincinnati (3)	13-0	1404	3
5	Notre Dame	11-1	1280	6
6	Baylor	11-2	1228	9
7	Ohio State	10-2	1177	7
8	Ole Miss	10-2	1101	8
9	Oklahoma State	11-2	1060	5
10	Utah	10-3	929	14
11	Michigan State	10-2	895	11
12	Brigham Young	10-2	866	12
13	Pittsburgh	11-2	838	17
14	Oklahoma	10-2	807	13
15	Oregon	10-3	594	10
16	Louisiana-Lafayette	12-1	490	20
17	Iowa	10-3	446	15
18	NC State	9-3	404	21
19	Clemson	9-3	395	22
20	Wake Forest	10-3	393	18
21	Houston	11-2	358	16
22	Arkansas	8-4	279	23
23	Texas A&M	8-4	171	24
24	UTSA	12-1	146	NR
25	Kentucky	9-3	129	25

Deculus To Play in East-West Shrine Bowl

LSU starting right tackle Austin Deculus will participate in the East-West Shrine Bowl on Feb. 3 in Las Vegas. Deculus, a four-year starter at right tackle, is the first player in LSU history to appear in 60 games in a career.

Deculus To Play Final Game As A Tiger

RT Austin Deculus will play his final game in an LSU uniform when the Tigers face Kansas State in the Texas Bowl. Deculus, a fifth-year senior, caps his career having played in more games than any player in LSU history with 60 appearances.

LSU's Opt Outs

The following LSU players have decided against playing in the Texas Bowl against Kansas State:

RB Ty Davis- Price

Led LSU and ranked among the Top 10 in the SEC with 1,003 yards and 6 TDs in 2021 ... Set a school-record with 287 yards and 3 TDs in win over Florida ... Had 4 100-yard rushing games in 2021 - 287 vs. Florida, 147 vs. Kentucky, 106 vs. Arkansas and 104 vs. Alabama ... His 1,000-yard season was the 20th in school history and first since Clyde Edwards-Helaire (1,414) in 2019 ...

LB Damone Clark

Second Team All-America and finalist for the Butkus Award ... First Team All-SEC ... Led SEC and ranked No. 2 in nation in total tackles with 135 ... Added 15.5 TFL, 5.5 sacks, responsible for 4 turnovers (1 interception, 1 fumble return and 2 forced fumbles) ... His 135 tackles rank No. 4 in LSU single-season history ... Had seven double-digit tackle games in 2021 including a career-best 19 vs. Ole Miss ... The 19 tackles rank as the sixth-highest total in LSU history and the most since Kevin Minter had 20 tackles against Florida in 2012 ... SEC Defensive Player of the Week twice in 2021 - vs. Mississippi State (15 tackles) and Texas A&M (10 tackles, 3.5 TFL, 2 sacks) ... Senior Bowl invitee.

DT Neil Farrell Jr. - All-America by PFF ... Had best year at LSU with 45 tackles 9.5 TFL and a pair of sacks ... Invited to Senior Bowl.

Deculus First LSU Player to Appear In 60 Games in a Career

Senior RT Austin Deculus reached the 60-game milestone against Texas A&M in the season-finale. Deculus is the first player in LSU football history to appear in 60 games in a career. Now in his fifth year as a Tiger, Deculus goes into the Kansas State game having appeared in 60 games with 45 starts. He's started 11 of LSU's 12 games this year after starting all 10 games in 2020. Here's a year-by-year breakdown of Deculus' career games and starts:

Year	G/GS
2021	11/11
2020	10/10
2019	13/13
2018	13/11
2017	13/0
Totals	60/45

Nabers, Smith Own 100-Yard Receiving Games

True freshmen wide receivers Malik Nabers and Deion Smith each have a 100-plus receiving yard game in 2021. The duo became the ninth and 10th true freshman with 100+ receiving yards in a game and 16th and 17th overall. Nabers finished with 143 yards and a TD on four catches against ULM. Smith made an immediate impact on the season with 135 yards on five receptions and a pair of touchdowns against Central Michigan. It marked the earliest for a true freshman in school history. He is the only true freshman with 100+ receiving yards in his second career game. Other true freshmen with 100-yard games:

Kayshon Boutte	2020 (3x)
Malik Nabers	2021 (1x)
Deion Smith	2021 (1x)
Malachi Dupre	2014 (1x)
Terrence Toliver	2007 (1x)
Michael Clayton	2001 (3x)
Jerel Myers	1999 (3x)
Abram Booty	1997 (2x)
Eddie Kennison	1993 (1x)
Dan Sandifer	1944 (1x)

True Freshman Have Scored LSU's Last 9 Receiving TDs

LSU goes into the Texas Bowl with three true freshmen combining to score six of the Tigers' last nine receiving touchdowns. The freshmen receivers scored all of LSU's TDs through the air starting in the fourth quarter at Ole Miss and continuing through the ULM game. The six TDs during that span came from Jack Bech (2), Brian Thomas Jr. (2), and Malik Nabers (2). The streak started with the Ole Miss game when Nabers caught a 9-yard TD pass from Garrett Nussmeier in the fourth quarter. Thomas and Bech scored both of LSU's TDs against Alabama, while Bech scored the Tigers' only touchdown against Arkansas. Against ULM, Nabers and Thomas scored both of LSU's passing TDs. Juniors Jaray Jenkins (2) and Trey Palmer scored LSU's receiving TDs in the season-finale win over Texas A&M.

LSU Defense Shines In Last 4 Games

Since making an adjustment to its defensive alignment during the open date prior to the Alabama game in early November, LSU's defense has played its best football of the season, allowing only a combined 74 points (20 to Alabama, 16 to Arkansas, 14 to ULM, 24 to Texas A&M). In 48 possessions since the start of the Alabama game, the Tiger defense has forced the opponent to punt 27 times (6 by Alabama, 8 by Arkansas, 5 by ULM, 8 by A&M), held the opposition to 19 3-and-out possessions (5 by Alabama, 5 by Arkansas, 3 by ULM, 8 by A&M) and allowed only 309 rushing yards (6 vs. Alabama, 141 vs. Arkansas, 118 vs. ULM, 54 by A&M). In those 48 possessions, the opponents have scored 9 TDs and kicked 4 field goals.

Clark and Baskerville One of LSU's Most Productive Linebacker Tandems in Last 35 Years

Although they won't play against Kansas State, LSU senior LBs Damone Clark and Micah Baskerville combined for one of the most productive seasons at the position. The duo combined for 218 tackles, 24.5 tackles for loss and 7.5 sacks. Clark led the SEC and ranked No. 2 in the nation with 135 tackles, while Baskerville added 83 tackles. Both players have combined to create 5 turnovers (Clark - 1 interceptions, 1 fumble recovery and 2 forced fumbles; Baskerville - 1 interception). Clark and Baskerville are just the ninth LSU linebacker duo since 1985 to combine for 200 tackles in a season.

The following is a look at LSU's other 200-tackle linebacker duo since 1985:

Year	Linebackers	Combined Tackles
2021	Damone Clark/Micah Baskerville	218
2018	Devin White/Jacob Phillips	210
2012	Kevin Minter/Lamin Barrow	234
2010	Kelvin Sheppard/Ryan Baker	203
2009	Kelvin Sheppard/Perry Riley	207
2002	Bradie James/Lionel Turner	225
2001	Bradie James/Trev Faulk	242
2000	Bradie James/Trev Faulk	237
1985	Shawn Burks/Toby Caston	212

Kardell Thomas Becomes 11th Player to Start On Offensive Line in 2021

With his first career start against ULM in week 11, sophomore Kardell Thomas became the 11th different player to start on the offensive line for the Tigers in 2021. The only player to start every game on the offensive line for LSU this year is center Liam Shanahan, who carries a streak of 22 consecutive starts at the position into the Kansas State. The follow is a list of LSU's starters on the offensive line and the number of starts they have in 2021:

Player	Starts (Position)
Liam Shanahan	12 (all at center)
Austin Deculus	11 (all at RT)
Ed Ingram	11 (all at LG)
Chasen Hines	6 (all at RG)
Anthony Bradford	5 (4 at LT, 1 at RG)
Cam Wire	3 (all at LT)
Garrett Dellinger	4 (3 at LT, 1 at LG)
Marlon Martinez	3 (all at RG)
Xavier Hill	2 (all at LT)
Charles Turner	1 (at RT)
Kardell Thomas	2 (at RG)

York Continues Rewriting Records

PK Cade York is 15-for-18 on field goals and 39-of-39 on PATS for 84 points accounted for in 2021. He is 54-for-66 for his career on field goals and holds the LSU record for career 50-yard field goals with 14. His career long is 57 yards vs. Florida in 2020. Earlier this year, he kicked field goals of 56 and 55 yards in the win over McNeese. The 56-yarder is a Tiger Stadium record. On PATs, York is 161-of-165 and has made 118 consecutive PATs. The consecutive PATs is a school record and career made PATs ranks second.

Category	York's Rank	York's Numbers
Field Goals Made (Career)	3rd	54
Field Goals Attempted (Career)	4th	66
Most 50-yard Goals (Career)	1st	14
Total Points Scored (Career)	2nd	326
PAT Kicks Made (Career)	2nd	164
Consecutive PAT Kicks Made	1st	118

LSU Is 84-10 vs. Non-Conference Teams Dating Back to 2001

Dating back to the 2001 season when LSU captured its first outright SEC title since 1986, the Tigers have done quite well against non-conference opponents, going 84-10 against non-SEC foes during that span. Of the 84 wins, 21 have come against top-25 teams. Of the 10 losses, only four have come during the regular season (2002 at Virginia Tech, 2016 vs. Wisconsin at Lambeau Field, 2017 vs. Troy, and 2021 at UCLA). The other six losses came in bowl games (2003 Cotton Bowl vs. Texas; 2005 Capital One Bowl vs. Iowa; 2009 Capital One Bowl vs. Penn State; 2012 Chick-Fil-A Bowl vs. Clemson; 2014 Music City Bowl vs. Notre Dame, 2018 Citrus Bowl vs. Notre Dame).

York PAT Streak Now at 118

LSU PK Cade York has made 118 consecutive PATs, which stands at the school record, breaking the previous mark of 109 set by David Brownhyke from 1986-89. York is 39-for-39 this year after making all 36 of his PATs in 2020. He made his final 43 PATs in 2019. The last time York didn't successfully make a PAT came in a 46-41 win over Alabama when his second quarter PAT was blocked. York's last PAT miss (not blocked) came in the third quarter against Auburn in 2019. For his career, York is 164-of-168 on PATs. The 164 PATs rank No. 2 in school history, trailing only Colt David's 201.

York Becomes Fourth Tiger To Score 300 Points In A Career

With his two PATs against Alabama, Junior PK Cade York became the fourth player in LSU history to reach the 300-point mark. York has scored 326 points in his career (164 PATs, 162 on 54 made field goals). He currently ranks No. 2 in school history in scoring, trailing only Colt David (369).

Four Receive Scholarship Over Bye Week

Four LSU walk-ons were awarded with scholarships last week during the open date. The list of new scholarship Tigers include: TE Jack Mashburn, WR Evan Francioni, OL Spencer Payne and RB Nick Demas. Mashburn has emerged as a starter for the Tigers in recent weeks, playing a key role in LSU's revitalized rushing game. Francioni, Payne and Demas are all contributors on LSU's special teams.

FUTURE FOOTBALL SCHEDULE

2022

Sept. 4	vs. Florida St. (New Orleans)
Sept. 10	SOUTHERN
Sept. 17	MISSISSIPPI STATE
Sept. 24	NEW MEXICO
Oct. 1	at Auburn
Oct 8	TENNESSEE
Oct. 15	at Florida
Oct. 22	OLE MISS
Nov. 5	ALABAMA
Nov. 12	at Arkansas
Nov. 19	UAB
NOV. 26	at Texas A&M

2023

Sept. 3	vs. Florida St. (Orlando)
Sept. 9	GRAMBLING
Oct. 21	ARMY
Nov. 18	GEORGIA ST.

2024

TBA	vs. USC (Las Vegas)
Sept. 7	RICE
Sept. 21	UCLA
Sept. 28	SOUTH ALABAMA

2025

Aug. 30	at Clemson
Nov. 22	WESTERN KENTUCKY

2026

Sept. 5	CLEMSON
---------	---------

2027

Sept. 18	at Oklahoma
----------	-------------

2028

Sept. 9	OKLAHOMA
---------	----------

2029

Sept. 8	ARIZONA STATE
---------	---------------

2030

Sept. 7	at Arizona State
---------	------------------

2031

Sept. 6	at Utah
---------	---------

2032

Sept. 11	UTAH
----------	------

Home games in ALL CAPS

LSU Without 11 Projected Game 1 Starters For Remainder of Season

LSU goes into the Texas Bowl without at least 15 players who were listed as projected starters going into the season-opener against UCLA.

The following is a list of Tigers who are not available against Kansas State:

Offense

Kayshon Boutte	Starting WR	Injured in 4Q vs. Kentucky (out for season)
John Emery	RB rotation	Has yet to play this year
Anthony Bradford	Starting RG	Season-ending surgery after Ole Miss game
Myles Brennan	QB	Injured prior to training camp
Max Johnson	QB	Entered transfer portal (signed with Texas A&M)
Ty Davis-Price	RB	Opted to enter NFL Draft

Defense

Damone Clark	LB	Opted to start preparing for NFL Draft
Neil Farrell Jr.	DT	Opted to start preparing for NFL Draft
Andre Anthony	Starting DE	Injured vs. Central Michigan (out for season)
Jared Small	Starting LB	Injured week of UCLA game (out for season)
Derek Stingley Jr	Starting CB	Injured week of Miss. State game (out for season)
Major Burns	Starting S	Injured in Auburn game (out for season)
Ali Gaye	Starting DE	Injured in Kentucky game (out for season)
Joseph Evans	Starting DT	Missed Kentucky game (out for season)
Eli Ricks	Starting CB	Recurring injury - entered transfer portal

LSU Has 5 SEC Player of the Week Honors In 2021

LSU had five players earn SEC Player of the Week honors in 2021. Junior RB Ty Davis-Price was named the SEC Offensive Player of the Week after his LSU record 287 yards on the ground against Florida. Senior LB Damone Clark claimed SEC Defensive Player of the Week honors for his play in the win over Mississippi State in week 4 and then again vs. Texas A&M. Clark had 15-tackles and returned a fumble 35 yards setting up LSU's first touchdown in the win over Mississippi State. He capped the year with 10 tackles, 3.5 TFL and 2.5 sacks in the win over Texas A&M. B.J. Ojulari was named SEC Defensive Lineman of the Week for his play in the win over Central Michigan.

The following is a look at LSU's Player of the Week honors in 2021:

Game	Player	Honor	Noteworthy
CMU	DE B.J. Ojulari	SEC Def. Lineman of Week	2.5 sacks
MSU	LB Damone Clark	SEC Def. Player of Week	15 tackles, 1 fumble return (35 yards)
Florida	RB Ty Davis-Price	SEC Off. Player of the Week	287 Rushing Yards; 3 TDs
Texas A&M	LB Damone Clark	SEC Def. Player of the Week	10 tackles, 3.5 TFL, 2 sacks
Texas A&M	PK Cade York	SEC Special Teams Player of the Week	2 FGs (50 and 47 yards)

LSU Passing TD Streak Reaches 41 Games

With a TD pass against Texas A&M, LSU's streak of consecutive games with at least one touchdown through the air has reached 41 games. The 41 game streak dates back to the Arkansas game in 2018. The last time LSU didn't have a passing touchdown came against Alabama in 2018 on November 3.

LSU's 32 Sacks Ranks No. 5 in SEC

Fourteen LSU defenders have combined for 32 sacks in 2021 at 3.1 per game as the Tigers rank No. 5 in the SEC and No. 21 in the nation. BJ Ojulari leads the team with 6.0 sacks. Maason Smith is behind him with 4.0 sacks. LSU finished with eight sacks against McNeese, which tied for the second most in a game in school history. ry.

Atkins is LSU's Special Teams Swiss Army Knife

Senior Avery Atkins serves as LSU's Swiss Army Knife on special teams as the LSU graduate sees action at three positions for the unit. Atkins handles LSU's kickoffs duties, serves as the holder on all placekicks and for the first time in his career is the starting punter. In 2021, Atkins has 47 touchbacks on 55 kickoffs. On 51 punts, only 13 have been returned for a total of 117 yards. Atkins currently is averaging 43.1 yards per punt and has had 17 of his 51 punts downed inside the 20-yard line.

19 True Freshmen See Action in 2021

LSU continued its trend of playing true freshmen as 19 rookies have seen action for the Tigers in 2021.

Year	True Freshmen to Play
2016	12
2017	20
2018	15
2019	19
2020	18
2021	19

True Freshmen Starters in 2021

LSU has started seven true freshmen in 2021. WR Jack Bech, OL Garrett Dellinger, WR Chris Hilton, WR Malik Nabers, S Sage Ryan, WR Deion Smith and WR Brian Thomas Jr. have all started for the Tigers. With Dellinger's start against Mississippi State, it marked the first true freshman to start at left tackle in a game since Saahdiq Charles in the 2018 Citrus Bowl against Notre Dame. LSU has started three true freshmen receivers/ends in a game just three times since 1986: at Mississippi State (2021), vs. Central Michigan (2021), and vs. Ole Miss (2020).

LSU's List of True Freshmen Who Have Seen Action in 2021

LSU has played 19 true freshmen this season. The following is a list of LSU's true freshmen who have played in 2021: DT Mason Smith; DB Derrick Davis, WR Brian Thomas, DL Landon Jackson, OL Garrett Dellinger, WR Jack Bech, WR Deion Smith, RB Corey Kiner, DB Damarius McGhee, QB Garrett Nussmeier, Xavier Carter, LB Greg Penn, RB Armoni Goodwin, DE Saivion Jones, WR Malik Nabers, WR Chris Hilton, DB Matthew Langlois, DL Bryce Langston and S Sage Ryan

Nation's Top TD Catching Receiver Boutte Out For Remainder of Season

Sophomore WR Kayshon Boutte, who at the time of his injury led the nation in TD receptions, will miss the remainder of the season after suffering a lower leg injury in the fourth quarter of the Kentucky game on Oct. 9. Through 6 games, Boutte stood atop both the SEC and the NCAA in receiving TDs with nine to his credit. The Kentucky contest was the first time this year Boutte didn't have a receiving touchdown. In 6 games, Boutte had 38 receptions for 509 yards and 9 TDs. In addition to leading the nation in receiving TDs, Boutte also ranked among the SEC leaders in every receiving category.

Category	NCAA Rk.	SEC Rk.	Numbers
Receiving TDs	T1	1	9 TDs
Receptions	T21	T2	38 receptions
Receptions/Game	21	3	6.33 receptions per game
Receiving Yards	T21	2	509 yards
Receiving Yards/Game	35	7	87.2 yards per game

Points Scored	T30	5	54 points
Points Scored/Game	T30	6	9.0 points per game

LSU Defense Has Historic Performance Against Alabama

Even though LSU came up short in the final score against Alabama, the Tiger defense had a historic night against the Crimson Tide. Down eight players who have started at least 3 games this year, LSU held Alabama to only 6 rushing yards, the fewest ever for the Crimson Tide in a SEC game. In addition, the Tiger held the Crimson Tide to season lows for first downs (16), points (20), and total yards (308). The Tigers also forced Alabama to punt a season-high 6 times. Alabama's final five possessions of the game ended with four punts and a turnover. LSU also snapped Alabama's streak of consecutive games with at least 30 points at 34.

Ty Davis-Price Sets LSU Single-Game Rushing Record Against Florida

Junior RB Ty Davis-Price set the LSU single-game rushing record against Florida with 287 yards on 36 carries. Davis-Price broke the previous mark of 285 set by Derrius Guice against Texas A&M in 2016. Davis-Price's 287 rushing yards were the most ever against a Florida defense, breaking the previous mark of 238 set by Georgia's Heisman Trophy winning running back Herschel Walker in 1980. It also stands as the 10th-highest single-game rushing total in Southeastern Conference history. Davis-Price scored on runs of 18, 40 and 25 yards as he averaged a staggering 8.0 yards per carry on 36 attempts. The 36 rushing attempts tie for the sixth-highest total in LSU history, while his 8.0 yards per carry set the school mark on a minimum of 30 carries in a game. His 287 yards also rank as the most in the FBS in 2021.

Walk-On Blocking TE Jack Mashburn Impact Felt In Running Game

Jack Mashburn, a former high school quarterback turned college tight end, has played a significant role in LSU's running game success. Mashburn, a sophomore walk-on, was inserted into the lineup against Kentucky and his blocking ability immediately paid off for LSU as the Tigers had their best rushing game of the season with 147 yards. In last week's 49-42 win over Florida, Mashburn started for the first time in his career and helped pave the way for a record rushing day for running back Ty Davis-Price. Mashburn had several critical blocks that sprung Davis-Price for big gains. Davis-Price finished with a school-record 287 yards and 3 TDs against Florida.

LSU's Defense Scores For Second Time In 2021 Against Florida

LSU's defense scored for the second time this year against Florida when CB Dwight McGlothorn returned an interception 37 yards for a touchdown on the opening possession of the second half. The interception return for a TD extended LSU's lead to 28-13 and came just 48 game-clock seconds after Florida scored on a Hail Mary as time expired in second quarter to cut the Tiger lead to 21-13. LSU's other defensive TD came against Central Michigan when DE Andre Anthony scooped up a fumble and returned in 33 yards for a touchdown.

Ward Blocks Another Field Goal

LSU S Jay Ward blocked the second field goal of his career against Auburn when he came across the edge to block a 52-yard attempt in the third quarter. The block gave LSU the ball at its own 38-yard line and resulted in a 51-yard field goal from Cade York, giving the Tiges a 19-10 advantage with 3:26 left in the third quarter. Last year in a win over Arkansas, Ward blocked a 44-yard field goal that could have tied the game with 1:24 left in the contest. LSU ran out the final minute of the game in winning, 27-24, in Fayetteville.

Smith Makes Impact in First Start, Second Game

WR true freshman Deion Smith made an immediate impact against Central Michigan with 135 yards on five receptions and a pair of touchdowns. It marked Smith's second game and first career start. His 100-plus receiving yard game marked the earliest for a true freshman in school history. He is the only true freshman with 100+ receiving yards in his second career game. Smith became the ninth true freshman with 100+ receiving yards in a game and it was the 16th overall. Other true freshmen with 100-yard games:

Kayshon Boutte	2020 (3x)
Deion Smith	2021 (1x)
Malachi Dupre	2014 (1x)
Terrence Toliver	2007 (1x)
Michael Clayton	2001 (3x)
Jerrel Myers	1999 (3x)
Abram Booty	1997 (2x)
Eddie Kennison	1993 (1x)
Dan Sandifer	1944 (1x)

LSU Goes With Unique 3-2-6 Defense Against State And It Pays Off

LSU went with a unique 3-2-6 defensive alignment against Mississippi State and the results were impressive as the Tigers held the Bulldogs to only three points over their first seven possessions of the game. With an attitude of keeping the ball in front and "don't take the cheese" mentality, Mississippi State's longest passing play of the day was only 29 yards. Mississippi State attempted 62 passes, completing 47 with its average yard per reception being 6.74 yards. A big contrast to a year ago when the Bulldogs threw for 623 yards and 5 TDs in the win over LSU in Tiger Stadium. Mississippi State leads the nation in attempts and completions as they are averaging 56 passes again, completing 42 a contest.

Anthony's 33-Yard Fumble Return for TD is 19th in School History

Senior DE Andre Anthony returned a fumble forced by DB Derek Stingley Jr. 33 yards for a touchdown against Central Michigan. The fumble return for a touchdown was the 19th in school history and the first since Michael Divinity Jr. returned one against Texas A&M in 2018 for 58 yards. The fumble return was the fourth longest in school history, the longest in Tiger Stadium and the first at home since Danielle Hunter against Mississippi State in 2014.

York Sets and Resets Tiger Stadium Record for Long Field Goal

PK Cade York continued to make history at LSU as the junior set - and then reset - the Tiger Stadium record for longest field goal against McNeese. York broke the previous Tiger Stadium record of 54 yards (held by Wade Richey vs. Kentucky, 1996) when he drilled a 55-yarder in the second quarter against McNeese. York then broke his own mark just over a quarter later when he connected on a 56-yarder to open the fourth quarter.

Second-Generation Signal Caller

LSU true freshman QB Garrett Nussmeier is the son of Doug Nussmeier, who played quarterback in the NFL from 1994-98 with the New Orleans Saints, Denver Broncos and Indianapolis Colts. Doug Nussmeier currently works as the quarterbacks coach for the Dallas Cowboys.

Forty-Seven Tigers Make Active Rosters to Start

Forty-seven former LSU Tigers, the third-most of any school in the nation, appeared on active NFL rosters to start the season. In all, 58 former Tigers earned a spot in the NFL as LSU had two players on injured reserve and another nine on practice squads. The 58 former LSU players are the most on NFL rosters in one season in program history.

All seven of LSU's 2021 draft picks made an NFL roster as well as free agent fullback Tory Carter, who earned a roster spot with the Tennessee Titans. LSU players occupy roster spots on 26 of the 32 NFL franchises with the Cleveland Browns being the current home of the most former Tigers with five - Odell Beckham Jr., Grant Delpit, Jarvis Landry, Jacoby Phillips and Greedy Williams. There are four LSU players in Seattle, Cincinnati, and Tampa Bay. The only franchises currently without an LSU Tiger on its roster include Houston, Green Bay, New York Giants, New York Jets, Chicago Bears and the Indianapolis Colts.

Tigers Present No. 18 Jerseys for 2021

Senior kickoff specialist Avery Atkins joined senior linebacker Damone Clark in wearing the coveted No. 18 in 2021. Atkins was presented with the number by Ed Orgeron on Wednesday, Sept. 1 in Houston during the team meeting. Atkins, who owns every LSU kickoff record, joined the Tigers in 2018 as a walk on and was eventually awarded a scholarship. Clark, a native of Baton Rouge and a product of Southern Lab, has played in 38 games with eight starts during his career.

Atkins and Clark are a part of an elite group of No. 18s at LSU, a tradition that was born in 2003 when quarterback Matt Mauck led the Tigers to their first national title in football since 1958. Mauck's No. 18 became synonymous with success – both on and off the field – as well as a selfless attitude that has become the epitome of being an LSU football player.

Here is a look at the players to wear No. 18:

Years	Player	Position
2003	Matt Mauck	QB
2004-07	Jacob Hester	RB
2008-09	Richard Dickson	TE
2010	Richard Murphy	RB
2011	Brandon Taylor	S
2012	Bennie Logan	DT
2013	Lamin Barrow	LB
2014	Terrence Magee	RB
2015-16	Tre'Davious White	CB
2017	Christian LaCouture	DL
2017	John David Moore	FB/TE
2018	Foster Moreau	TE
2019	Lloyd Cushenberry III	C
2019	K'Lavon Chaisson	LB
2020	Chris Curry	RB
2020-21	Damone Clark	LB
2021	Avery Atkins	PK

Three Tigers Part of 2016 Signing Class

Andre Anthony, Cam Lewis and Glen Logan will take the field in 2021 as LSU graduates and sixth-year seniors. The trio were a part of the signing class that included NFL draft picks Lloyd Cushenberry III, Kristian Fulton, Rashard Lawrence, Stephen Sullivan, Devin White and Greedy Williams. All on the defensive side, the group has played alongside other NFL draft picks like Jamal Adams, Kendall Beckwith, K'Lavon Chaisson, Jabril Cox, Grant Delpit, Davon Godchaux, Donte Jackson, Arden Key, Jacob Phillips, Patrick Queen and Tre'Davious White. In five years the group has been a part of 47 wins, four bowl wins, and the 2019 SEC Championship and National Championship team.

LSU Adds Three Transfers During Offseason

The Tigers added a trio of transfers during the offseason as linebacker Mike Jones Jr. (Clemson), safety Major Burns (Georgia) and defensive back Pig Cage (Nicholls) all joined the team. The trio of transfers joins starting center Liam Shanahan (Harvard) and cornerback Darren Evans (Nicholls) as LSU's five active transfers. All five have played with Shanahan owning 11 career starts and Burns starting at safety in the opener.

Brennan Out with Left Arm Injury

Prior to the start of fall camp on Aug. LSU quarterback Myles Brennan suffered a left arm injury that required surgery. Brennan, who started LSU's first three games last year before being injured, could return at some point in 2021. For his career, Brennan has completed 121-of-201 passes for 1,712 yards, 13 touchdowns and six interceptions.

Faulk, James Named to College Football HOF Ballot

Kevin Faulk and Bradie James, two of the most decorated players in LSU football history, are among 78 players and seven coaches from the Football Bowl Subdivision included on the 2022 College Football Hall of Fame ballot. One of the all-time LSU greats and a member of the Louisiana Sports, LSU Athletic and New England Patriots Halls of Fame, Faulk helped lead the Tigers to three bowl appearances from 1995-97. He earned first team Associated Press All-America honors as an all-purpose back in 1996. James, who graduated from LSU in 2003 with a degree in sociology, was a first team All-America selection as a senior in 2002. A two-time All-SEC linebacker in 2001 and 2002, James holds LSU's single-season record for tackles in a season with 154.

Faulk and James are looking to join an elite list of LSU Tigers in the College Football Hall of Fame. Former Tigers in the College Football Hall of Fame include: Gus Tinsley, Ken Kavanaugh Sr., Abe Mickal, Doc Fenton, Tommy Casanova, Billy Cannon, Jerry Stovall, Charles Alexander, Bert Jones, and Glenn Dorsey. Former LSU coaches in the College Football Hall of Fame are Dana Bible, Mike Donahue, Biff Jones, Bernie Moore and Charles McClendon.

Faneca Enshrined into Pro Football HOF

Former LSU All-America offensive lineman Alan Faneca was formally enshrined into the Pro Football Hall of Fame in August. Faneca was one of eight inductees in the Class of 2021, which also included Louisiana native Peyton Manning, Tom Flores, Calvin Johnson, John Lynch, Bill Nunn, Drew Pearson and Charles Woodson. Faneca became the sixth former LSU player elected to the Pro Football Hall of Fame joining Kevin Mawae, Johnny Robinson, Jimmy Taylor, Y.A. Tittle, and Steve Van Buren.

Faneca, who started as an offensive lineman for the Tigers in the 1990s, played 13 years in the NFL, 10 with the Steelers (1998-2007), two with the New York jets (2008-09) and one with the Arizona Cardinals (2010). At LSU, Faneca was a three-year starter for the Tigers from 1995-97, earning first team All-SEC honors twice as well as winning the Jacobs Blocking Trophy in 1997, which given to the top lineman in the SEC. Faneca was one of three finalists for the Outland Trophy in 1997 and was a consensus All-America that year.

LSU TIGERS DEPTH CHART

OFFENSE

WR	11	Brian Thomas Jr.	6-5	198	Fr.-HS
	16	Devonta Lee	6-2	215	Jr.-2L
WR	8	Malike Nabers	6-1	188	Fr.-HS
	13	Jontre Kirklin	5-11	186	Sr.-4L
LT	61	Cameron Wire	6-6	307	Jr.-1L
	77	Marlon Martinez	6-5	316	So.-1L
	55	Kimo Makane'ole	6-4	293	Fr.-HS
LG	70	Ed Ingram	6-4	320	Sr.-3L
	77	Marlon Martinez	6-5	316	So.-1L
	55	Kimo Makane'ole	6-4	293	Fr.-HS
C	56	Liam Shanahan	6-5	300	Sr.-1L
	67	Spencer Payne	6-3	296	Fr.-RS
-OR-	77	Marlon Martinez	6-5	316	So.-1L
RG	57	Chasen Hines	6-3	350	Sr.-3L
	58	Kardell Thomas	6-3	326	So.-SQ
RT	76	Austin Deculus	6-7	325	Gr.-4L
	77	Marlon Martinez	6-5	316	So.-1L
	55	Kimo Makane'ole	6-4	293	Fr.-HS
TE	80	Jack Bech	6-2	207	Fr.-HS
	82	Jack Mashburn	6-3	224	So.-1L
	87	Kole Taylor	6-7	247	So.-1L
RB	21	Corey Kiner	5-10	213	Fr.-HS
	27	Josh Williams	5-9	194	So.-1L
	23	Corren Norman	5-9	195	So.-1L
QB	5	Garrett Nussmeier	6-1	190	Fr.-HS
	12	Tavion Faulk	6-1	167	Fr.-HS
WR	10	Jaray Jenkins	6-3	198	Jr.-2L
	17	Chris Hilton	6-0	178	Fr.-HS
	12	Alex Adams	6-1	200	So.-1L

DEFENSE

DE	53	Soni Fonua	6-4	258	Sr.-2L
	59	Desmond Little	6-5	231	So.-SQ
-OR-	35	Savion Jones	6-6	242	Fr.-HS
	39	Phillip Webb	6-4	241	Fr.-RS
DT	0	Maason Smith	6-6	292	Fr.-HS
	90	Jacobian Guillory	6-2	326	Fr.-RS
	81	Bryce Langston	6-3	292	Fr.-HS
DT	99	Jaquelin Roy	6-4	297	So.-1L
	90	Jacobian Guillory	6-2	326	Fr.-RS
	81	Bryce Langston	6-3	292	Fr.-HS
DE	8	BJ Ojulari	6-3	244	So.-1L
	35	Savion Jones	6-6	242	Fr.-HS
-OR-	39	Phillip Webb	6-4	241	Fr.-RS
LB	19	Mike Jones Jr.	6-2	234	So.-Tr.
	37	Hunter Faust	6-1	216	Jr.-1L
LB	30	Greg Penn III	6-2	221	Fr.-HS
	54	Aaron Benfield	6-2	229	So.-SQ
NICK	38	Pig Cage	5-11	198	Fr.-TR
	15	Sage Ryan	5-11	195	Fr.-HS
CB	24	Darren Evans	6-3	174	Sr.-1L.
	32	Lloyd Cole	5-11	200	Sr.
FS	5	Jay Ward	6-1	180	Jr.-2L
	21	Jordan Toles	6-2	203	So.-1L
	6	Derrick Davis Jr.	6-0	198	Fr.-HS
SS	4	Todd Harris Jr.	5-11	195	Gr.-3L
	14	Matthew Langlois	6-0	197	Fr.-HS
CB	26	Damarius McGhee	6-1	162	Fr.-HS

SPECIAL TEAMS

PK	36	Cade York	6-2	206	Jr.-2L
	43	Preston Stafford	6-0	171	Jr.-SQ
KO	18	Avery Atkins	6-0	218	Sr.-3L
	36	Cade York	6-2	206	Jr.-2L
P	18	Avery Atkins	6-0	218	Sr.-3L
	38	Peyton Todd	6-4	228	Fr.-HS

LS	48	Quentin Skinner	6-0	241	So.-1L
	47	Max Peterson	5-11	213	Fr.-RS
HOLD	18	Avery Atkins	6-0	218	Sr.-3L
KOR	27	Josh Williams	5-9	194	So.-1L
	13	Jontre Kirklin	5-11	186	Sr.-4L
PR	10	Jaray Jenkins	6-3	198	Jr.-2L



3

Andre Anthony

Defensive End
6-4 • 251 • Sr. • 3L
New Orleans, La.
Edna Karr High School

- 2017 SEC Academic Honor Roll
- 2020 LSU Graduate (Sports Administration)

Starting defensive end for the Tigers who was in his sixth year at LSU; however, he suffered a season-ending knee injury on Sept. 18 vs. Central Michigan ... Originally signed with the Tigers in 2016 ... Redshirted as a true freshman and developed into a top defensive end ... Has played linebacker during his career, but has found a home at defense end, specializing as an edge rusher for the Tigers ... Has played in 35 games during his career, starting 16 times ... 53 career tackles and 10.5 sacks ... Graduated in August of 2020 with a degree in sports administration.

GRADUATE SEASON (2021)

Scored his first LSU career touchdown with a first-quarter, 33-yard fumble return on September 18 vs. Central Michigan ... Collected five total tackles and a career-best 2.5 sacks (-20 yards) in Sept. 11 win over McNeese ... Recorded a sack (-9 yards) and a 1.5 tackles for loss (-10 yards) on Sept. 4 at UCLA.

ANDRE ANTHONY'S CAREER HIGHS

Tackles: 6 at Vanderbilt, 2020
Tackles for loss: 2.5 vs. McNeese, 2021
Sacks: 2.5 vs. McNeese, 2021
Quarterback Hurries: 2 at Florida, 2020
Fumble recoveries: 1 2x - vs. Southeastern Louisiana; vs. Central Michigan, 2021

ANDRE ANTHONY'S CAREER STATISTICS

YEAR	G-GS	UT	AT	TT	TFL	Sacks	PBU	QBH	INT	FF	FR
2017	0-0	0	0	0	0	0	0	0	0	0	0
2018	13-3	5	9	14	0.5-4	0.5-4	0	2	0	0	1
2019	9-2	4	5	9	1.0-2	1.0-2	1	0	0	0	0
2020	10-8	13	11	24	5.5-26	5.5-26	1	4	0	0	0
2021	3-3	3	5	8	4.0-30	3.5-29	0	0	0	0	1
Total	35-16	25	30	55	11.0-62	10.5-61	2	6	0	0	2



18

Avery Atkins

Placekicker/Kickoff Specialist/Punter
6-0 • 218 • Sr. • 3L
Auburn, Ala.
Auburn High School

- 2021 LSU Graduate (Kinesiology)
- 2020 SEC Academic Honor Roll
- 2019 SEC Academic Honor Roll
- 2018 SEC Academic Honor Roll

Extremely talented kicker that has tremendous leg strength with outstanding technique and pinpoint accuracy ... Serves as LSU's kickoff specialist for the fourth straight year in 2021 and is the Tigers' punter this season for the first time in his career ... Wears No. 18 after being awarded the jersey prior to the start of the 2021 season ... The No. 18 is worn by the LSU player that best represents the values of the program on and off the field ... Has had a big impact on LSU's success as 84 percent (279-of-331) of his kickoffs have gone for touchbacks ... Has played in 50 games with 331 kickoffs ... Of his 331 kickoffs, only two have gone out of bounds ... Set LSU single-season records for kickoffs (131) and touchbacks (131) in 2019 ... LSU career record holder for kickoffs (331), kickoff yards (20,939) and touchbacks (279) ... Three-time member of the SEC Academic Honor Roll ... Graduated in May of 2021 with a degree in kinesiology.

SENIOR SEASON (2021)


Recorded five touchbacks in six kickoffs in Nov. 27 Texas A&M game; also punted eight times for a 38.2 yard average, with two kicks inside the 20 ... Booted six touchbacks in six kickoff attempts and punted three times for a 48.7 yards average in Nov. 20 UL Monroe game ... Posted six punts for a 44.5 average, including a long of 52 yards, in Nov. 13 game vs. Arkansas ... Punted five times for a 40.2 yard average at Alabama on Nov. 6; also recorded two touchbacks on kickoffs ... Booted three punts for a 51.0 yard average in Oct. 23 Ole Miss game and recorded touchbacks on both of his kickoffs ... Punted three times for a 53.3 yard average at Kentucky on Oct. 9, tying his career long of 55 yards ... Punted four times for a 40.8 yard average (long 45) with three kicks inside the 20 in Oct. 2 game vs. Auburn; also kicked off six times with five touchbacks ... Recorded five touchbacks in five kickoffs vs. Miss. State on Sept. 25; also punted five times for a 39.4 yard average, with two kicks inside the 20 and a long of 52 yards ... Kicked off seven times in Sept. 18 game vs. Central Michigan, all for touchbacks; also punted four times vs. CMU for a 45.2 yard average with a long of 55 ... Punted seven times for a 39.1 yard average (long of 47) vs. McNeese on Sept. 11, with three kicks inside the 20-yard line; also kicked off seven times with five touchbacks ... Made his LSU debut as a punter on Sept. 4 at UCLA, punting six times for a 40-yard average, including a long punt of 47 yards and four boots downed inside the 20-yard line ... also kicked off five times at UCLA with three touchbacks.

AVERY ATKINS' CAREER HIGHS

Kickoffs: 11, 4x (Last: vs. Ole Miss, 2020)
Kickoff Yards: 715 at Vanderbilt, 2019
Touchbacks: 11 at Vanderbilt, 2019

AVERY ATKINS' CAREER KICKOFF STATISTICS

Year	G	No.	Yds.	Avg.	TB	OB
2018	13	79	5,014	63.5	71	0
2019	15	131	8,218	62.7	110	1
2020	10	60	3,759	62.7	46	1
2021	12	61	3,948	64.7	52	0
Total	50	331	20,939	63.3	279	2



23

Micah Baskerville

Linebacker
6-2 • 223 • Sr. • 3L
Shreveport, La.
Evangel Christian Academy

Veteran on the defensive side of the ball who has been a key contributor at linebacker during his career ... Good instincts and can make plays from sideline to sideline ... Has played in 40 games with 20 starts in four years with the Tigers ... Also contributes on special teams ... For career, has 171 tackles to go along with 18.0 tackles for loss, one interception and three sacks.

SENIOR SEASON (2021)


Collected six tackles, including one tackle for loss (-2 yards) in Nov. 27 Texas A&M game ... Recorded six tackles in Nov. 20 UL Monroe game with one pass break-up ... Played a tremendous game vs. Arkansas on Nov. 13, posting career highs of 12 tackles, 3.5 tackles for loss (-17 yards) and two sacks (-13 yards) ... Recorded seven tackles in Nov. 6 Alabama game with one quarterback hurry ... LSU's second-leading tackler in Oct. 23 Ole Miss game with nine total stops ... Posted nine tackles and returned his first career interception 54 yards to set up a TD in Oct. 16 win over Florida ... LSU's second-leading tackler at Kentucky on Oct. 9 with seven total stops ... Recorded two tackles in Oct. 2 game vs. Auburn ... LSU's second-leading tackler in Sept. 25 win at Miss. State with 11 total stops and 0.5 tackle for loss (-1 yard); also had one pass break-up ... Recorded six tackles, including 1.5 tackles for loss (-3 yards) in Sept. 18 game vs. Central Michigan ... Collected three tackles and one pass break-up in Sept. 11 win over McNeese ... Recorded five tackles (four solo, one assist) in Sept. 4 opener at UCLA, including 2.5 tackles for loss (-3 yards).

MICAH BASKERVILLE'S CAREER HIGHS

Tackles: 12, 2x - at Texas A&M, 2020; vs. Arkansas, 2021
Tackles for loss: 3.5 vs. Arkansas, 2021
Sacks: 2.0 vs. Arkansas, 2021
Interceptions: 1 vs. Florida, 2021

MICAH BASKERVILLE'S CAREER STATISTICS

YEAR	G-GS	UT	AT	TT	TFL	Sacks	PBU	QBH	INT	FF	FR
2018	8-1	7	11	18	0.5-1	0-0	0	0	0	0	0
2019	12-0	10	5	15	4.0-10	1.0-1	1	0	0	0	0
2020	8-7	30	25	55	4.5-8	0-0	0	2	0	1	0
2021	12-12	40	43	83	9.0-26	2.0-13	3	1	1	0	0
Total	39-19	87	84	171	18.0-45	3.0-14	4	3	1	1	0



80

Jack Bech

Wide Receiver
6-2 • 207 • Fr. • HS
Lafayette, La.
St. Thomas More High School

Very talented Louisiana product that was considered one of the top prospects in the state as a senior in 2021 ... Excellent ball skills with sure hands, precise route running and the ability to get open ... Will likely be among LSU's receiving rotation ... Can play either tight end or wide receiver, but is a player that will stretch the field no matter where he lines up.

TRUE FRESHMAN SEASON (2021)

Recorded 11-yard reception on fourth-and-six from the Tigers' own 19-yard line during game-winning drive vs. Texas A&M (Nov. 27) in the final two minutes of the contest ... Posted five catches for 46 yards in Nov. 20 UL Monroe game ... Caught four passes for 66 yards, including a 29-yard TD reception, in Nov. 13 Arkansas game ... Recorded five receptions for 33 yards and an eight-yard TD catch on Nov. 7 at Alabama ... Caught four passes for 81 yards in Oct. 23 game at Ole Miss ... Recorded two catches for 20 yards in Oct. 16 game vs. Florida ... Registered three receptions for 20 yards on Oct. 9 at Kentucky ... Caught seven passes for 84 yards - including a 40-yard reception - in Oct. 2 game vs. Auburn ... Two catches for 13 yards in Sept. 25 win at Miss. State ... Recorded five receptions for 81 yards and a touchdown on Sept. 18 vs. Central Michigan; the touchdown, a 20-yard catch from QB Max Johnson in the first quarter, marked his first career collegiate score ... LSU's leading receiver in Sept. 11 win over McNeese with four catches for 57 yards, including a long of 24 yards ... Made collegiate debut at UCLA on Sept. 4, recording one catch for 17 yards in a starting role.

JACK BECH'S CAREER HIGHS

Receptions: 7 vs. Auburn 2021
Receiving Yards: 84 vs. Auburn, 2021
Receiving TDs: 1, 3x - vs. Arkansas, 2021; at Alabama, 2021; vs. Central Michigan, 2021
Longest Reception: 40 yards vs. Auburn, 2021

JACK BECH'S CAREER RECEIVING STATISTICS

YEAR	G-GS	REC.	YDS.	TD	LONG
2021	11-7	43	529	3	40



1 Kayshon Boutte

Wide Receiver
6-0 • 185 • So. • 1L
New Iberia, La.
Westgate High School

- 2020 Freshman All-America (Football Writers Association of America)
- 2020 Freshman All-SEC

One of the nation's best receivers who unfortunately suffered a season-ending foot injury on Oct. 9 at Kentucky ... Emerged as LSU's go-to wide receiver late in 2020 when Terrace Marshall opted out of the season in November ... Set the SEC record for receiving yards in a game in the 2020 season finale against Ole Miss with 308 yards and 3 TDs on 14 receptions in what was one of the most impressive performances in Tiger Stadium history ... Capped true freshman season with three straight 100-yard plus receiving games ... An all-around outstanding receiver who has the ability to score any time he touches the football ... Tremendous hands, speed and route running ability.

SOPHOMORE SEASON (2021)

Leads the SEC in receiving TDs (9); ranked No. 4 in the league in both receptions per game (6.3) and receiving yards per game (84.8) ... Caught eight passes for 73 yards at Kentucky on Oct. 9 ... Logged six receptions for 127 yards, including a 31-yard TD, in Oct. 2 game vs. Auburn ... Caught four passes for 85 yards and two touchdowns in Sept. 25 win over Miss. State, including a career-long 64-yard TD reception on the second play of the third quarter ... Recorded six catches for 44 yards and a touchdown in Sept. 18 game vs. Central Michigan ... Five receptions for 31 yards and two TDs in Sept. 11 win over McNeese ... Recorded nine catches for 148 yards and three TDs in Sept. 4 season opener at UCLA ... became first player in LSU history to catch at least three TD passes in two straight games; he also had three scoring receptions vs. Ole Miss in the final game of the 2020 season.

KAYSHON BOUTTE'S CAREER HIGHS

Receptions: 14 vs. Ole Miss, 2020
Receiving Yards: 308 vs. Ole Miss, 2020
Receiving TDs: 3 vs. Ole Miss, 2020; at UCLA, 2021
Longest Reception: 64 (TD) at Mississippi State, 2021

KAYSHON BOUTTE'S CAREER RECEIVING STATISTICS

YEAR	G-GS	REC.	YDS.	TD	LONG
2020	10-5	45	735	5	47 (TD)
2021	6-6	38	509	9	64 (TD)
TOTAL	16-11	83	1,244	14	64 (TD)



75 Anthony Bradford

Offensive Guard/Tackle
6-5 • 365 • So. • 1L
Muskegon, Mich.
Muskegon High School

Talented offensive lineman who possesses good feet and superior strength ... Played in seven games as a redshirt freshman in 2020 after seeing action in three games as a true freshman ... Majoring in interdisciplinary studies.

SOPHOMORE SEASON (2021)

Started and played 52 snaps at left tackle at Ole Miss on Oct. 23, recording three knockdown blocks; however, he suffered a season-ending injury during the game ... Started at left tackle and played 35 snaps in Oct. 16 Florida game with three knockdown blocks ... Starter at left tackle at Kentucky on Oct. 9, logging 46 snaps with three knockdown blocks ... Started the Auburn game on Oct. 2 at left tackle, playing 55 snaps ... Made first LSU career start at offensive guard on Sept. 4 at UCLA.



28 Major Burns

Defensive Back
6-3 • 178 • Fr. • Trf.
Baton Rouge, La.
Madison Prep/University of Georgia

Baton Rouge native who transferred to LSU during the spring after spending one season at Georgia ... Gifted defensive back that will push for playing time ... Ball hawk at the safety position ... Played in six games as a true freshman at Georgia in 2020, recording five tackles.

TRANSFER FRESHMAN SEASON (2021)

Has not played since the Oct. 2 Auburn game due to a foot injury ... Posted two tackles and one pass break-up in Oct. 2 game vs. Auburn ... LSU's third-leading tackler in Sept. 25 win over Miss. State with nine total stops ... Recorded first career LSU interception vs. Central Michigan on Sept. 18, with a return of 18 yards; also recorded three solo stops in the CMU game ... Collected six tackles (five solo) in Sept. 11 win over McNeese ... Made first career LSU start at safety on Sept. 4 at UCLA, recording five solo tackles against the Bruins.

MAJOR BURNS' CAREER HIGHS

Tackles: 9 at Mississippi State, 2021
Interceptions: 1 vs. Central Michigan, 2021

MAJOR BURNS' CAREER STATISTICS

YEAR	G-GS	UT	AT	TT	TFL	SACKS	PBU	QBH	INT	FF	FR
2021	5-5	16	9	25	0-0	0-0	1	0	1	0	0



38 Pig Cage

Defensive Back
5-11 • 198 • Fr. • Trf.
Kenner, La.
Archbishop Rummel/Nicholls

Transfer defensive back from Nicholls ... One of two Nicholls transfers on the LSU roster as he joins cornerback Darren Evans, who joined the Tigers for the 2020 season ... Will add depth to the secondary ... Played as a true freshman during the Southland Conference's spring season for the Colonels ... Had 30 tackles including 11.0 for losses as a freshman at Nicholls.

TRUE FRESHMAN SEASON AT NICHOLLS (2021 SPRING SEASON)

Played in all seven games as a true freshman ... Had 30 tackles including 11 for loss... Totaled 2.5 sacks and one forced fumble ... Broke up two passes and had one interception ... Recorded a season-high nine tackles against Southeastern Louisiana.



18 Damone Clark

Linebacker
6-3 • 240 • Sr. • 3L
Baton Rouge, La.
Southern Lab High School

- 2021 Walter Camp Second-Team All-American
- 2021 Sporting News Second-Team All-American
- 2021 Dick Butkus Award Finalist
- 2021 Second-Team All-SEC
- SEC Defensive Player of the Week (Nov. 29, 2021)

Extremely talented player who is in his second year as a starting linebacker for the Tigers ... Learned from two first-round draft picks during his first two seasons at LSU — Devin White in 2018 and Patrick Queen in 2019 ... Wears No. 18 for the second straight season after being awarded the jersey prior to the start of 2020 ... The No. 18 is worn by the LSU player that best represents the values of the program on and off the field ... Played tight end as well as throwing the javelin in high school ... High school teammates with fellow LSU Tigers in running back Tyrion Davis-Price and offensive lineman Kardell Thomas ... Has played in 50 games at LSU with 20 starts ... Has 249 tackles, 23.5 tackles for loss, 10.0 sacks and one interception for his career.

SENIOR SEASON (2021)

No. 2 in the nation in tackles with 135 total stops, an average of 11.2 tackles per game ... Clark was a finalist for the Dick Butkus Award as the nation's top linebacker ... Named SEC Defensive Player of the Week after

Nov. 27 Texas A&M game, as he recorded 10 tackles, 2.5 sacks, 3.5 tackles for loss (-15 yards) and one quarterback hurry ... Logged seven tackles, 1.5 tackles for loss (-3 yards), one pass break-up and one QB hurry in Nov. 20 UL Monroe game ... Recorded 12 stops in Nov. 13 Arkansas game with one sack (-8 yards) and 1.5 tackles for loss (-8 yards) ... Posted eight tackles, 2.0 tackles for loss (-11 yards), 1.0 sack (-10 yards) and one pass break-up in Nov. 6 game at Alabama ... Logged 19 tackles - the third-highest single-game total in school history - on Oct. 23 at Ole Miss; also recorded 1.0 sack (-9 yards), 2.5 tackles for loss (-11 yards) and one forced fumble against the Rebels ... LSU's leading tackler in win over Florida on Oct. 16 with 11 total stops; also recorded the game-clinching interception late in the fourth quarter that preserved the Tigers' 49-42 victory ... Led the Tigers in tackles at Kentucky on Oct. 9 with 14 total stops, including 1.0 tackle for loss (-5 yards) ... LSU's leading tackler with 13 stops in Oct. 2 game vs. Auburn; included 1.0 tackle for loss for -1 yard ... Posted a career-best 15 tackles in Sept. 25 win over Miss. State; also returned a fumble 35 yards to the Miss. State 35 to set up LSU's first TD of the game ... Recorded six total tackles (five solo), including 1.0 tackle for loss (-2 yards) in Sept. 18 game vs. Central Michigan ... Collected six tackles (four solo) in Sept. 11 win over McNeese; also had 1.0 tackle for loss (-1 yard) ... LSU's leading tackler in Sept. 4 season opener at UCLA, recording 14 total stops (10 solo, 4 assists) and one pass break-up.

DAMONE CLARK'S CAREER HIGHS

Tackles: 19 at Ole Miss, 2021
Tackles for Loss: 3.5 vs. Texas A&M, 2021
Sacks: 2.5 vs. Texas A&M, 2021
Interceptions: 1 vs. Florida, 2021

DAMONE CLARK'S CAREER STATISTICS

YEAR	G-GS	UT	AT	TT	TFL	SACKS	PBU	QBH	INT	FF	FR
2018	13-0	0	1	1	0-0	0-0	0	0	0	0	0
2019	15-3	17	33	50	4.0-33	3.5-32	0	0	0	0	0
2020	10-5	28	35	63	4.0-18	1.0-10	1	3	0	0	0
2021	12-12	78	57	135	15.5-58	5.5-40	2	1	1	2	1
Total	50-20	123	126	249	23.5-109	10.0-82	3	4	1	2	1



3 Tyrion Davis-Price

Running Back
6-1 • 223 • Jr. • 2L
Baton Rouge, La.
Southern Lab School

- **Walter Camp National Offensive Player of the Week (Oct. 18, 2021)**
- **SEC Offensive Player of the Week (Oct. 18, 2021)**

Hard-nosed running back who is LSU's leading returning rusher in 2021 ... Coming off a 446-yard, 3-TD season a year ago ... Durable and dependable ... Another Baton Rouge area product that has found a home at LSU ... Prepped across town at Southern Lab ... Downhill runner with excellent balance that has ability to navigate through traffic ... Powerful back that can also beat a defender to the edge ... Has played in 36 games during his career, starting 16 times ... 1,744 career rushing yards to go with 15 TDs.

JUNIOR SEASON (2021)

No. 6 in the SEC in rushing yards this season with 1,003, an average of 83.5 yards per game ... Carried 19 times for 84 yards in Nov. 27 Texas A&M game ... Rushed 21 times for 82 yards in Nov. 20 UL Monroe game ... Carried 28 times for 106 yards in Nov. 13 Arkansas game ... Rushed 23 times for 104 yards, including a long run of 37 yards, on Nov. 6 at Alabama ... Carried 17 times for 53 yards and one TD on Oct. 23 at Ole Miss ... Set the LSU single-game rushing record on Oct. 16 vs. Florida, running for 287 yards and three touchdowns on 36 carries (8.0 yards per carry) ... Davis-Price's effort marked the most rushing yards ever allowed by Florida to a single back; the previous mark was 238 yards by Georgia's Herschel Walker in 1980 against the Gators ... Davis-Price rushed for 147 yards and two TDs on 22 carries in Oct. 9 game at Kentucky; became 51st player in LSU history to reach the career 1,000-yard rushing mark ... Carried five times for 18 yards in Oct. 2 game vs. Auburn; also caught one pass for nine yards ... Rushed 13 times for 51 yards, including a long of 18 yards, in Sept. 25 win over Miss. State ... Recorded eight carries for 37 yards (long of 21 yards) in Sept. 11 win over McNeese; also caught one pass for 21 yards vs. McNeese ... Rushed 13 times for 30 yards at UCLA on Sept. 4, with a long run of eight yards.

TYRION DAVIS-PRICE'S CAREER RUSHING HIGHS


Rush attempts: 36 vs. Florida, 2021
Rushing yards: 287 vs. Florida, 2021
Rushing TDs: 3 vs. Florida, 2021
Longest Rush: 40 (TD) vs. Florida, 2021

TYRION DAVIS-PRICE'S CAREER RECEIVING HIGHS

Receptions: 3 vs. Arkansas
Receiving yards: 24 vs. Northwestern State, 2019
Touchdowns: 0
Long reception: 21 vs. McNeese, 2021

TYRION DAVIS-PRICE'S CAREER RUSHING STATISTICS

YEAR	G-GS	ATT.	YARDS	TD	LONG
2019	14-0	64	295	6	33 (TD)
2020	10-4	104	446	3	35 (TD)
2021	12-12	211	1,003	6	40 (TD)
TOTAL	36-16	380	1,744	15	40 (TD)



76 Austin Deculus

Offensive Tackle
6-6 • 331 • Sr. • 4L
Mamou, La.
Cy-Fair (Texas) High School
• **2020 SEC Academic Honor Roll**
• **2020 LSU Graduate (Sports Administration)**

The most experienced player on the LSU roster as he is in his fifth season with the Tigers and fourth as a starter at right tackle ... One of five returning starters on the offensive line for LSU in 2021, joining right guard Chasen Hines, center Liam Shanahan, left guard Ed Ingram and left tackle Cam Wire ... Has appeared in 60 games with 45 starts in his five years at LSU ... He is the first player in LSU football history to appear in 60 career games ... Starting right tackle in 45 of LSU's last 48 games, including 13 of 15 games during the 15-0 national championship season in 2019 ... Powerful run blocker who also excels in pass protection ... Team leader who has helped mentor LSU's young offensive linemen on and off the field ... Member of LSU's football leadership council ... Has earned his undergraduate degree in sports administration in December of 2020 ... Last name is pronounced deck-you-lus ... Born in Mamou, La., but grew up in Cypress, Texas, where he graduated from high school.

GRADUATE SENIOR SEASON (2021)

Posted the highest graded among Tiger O-linemen in Nov. 20 UL Monroe game, playing 69 snaps with one knockdown block ... Played 86 snaps in Nov. 13 Arkansas game with two knockdown blocks ... Logged 77 snaps in Nov. 6 game at Alabama ... Recorded 71 snaps on Oct. 23 at Ole Miss with one knockdown block, grading out the best among the Tiger O-linemen ... Logged 71 snaps in Oct. 16 win over Florida ... Played 74 snaps on Oct. 9 at Kentucky, posting two knockdown blocks ... Recorded the second-highest grade among LSU linemen in the Oct. 2 Auburn game, playing 76 snaps ... Logged 52 snaps in SEC opener at Miss. State on Sept. 25 and posted the third-highest grade among the Tiger O-linemen ... Started and played 60 snaps vs. Central Michigan on Sept. 18, recording one knockdown block.



72 Garrett Dellinger

Offensive Line
6-5 • 303 • Fr. • HS
Clarkston, Mich.
Clarkston High School

Gifted offensive lineman that will likely see playing time in 2021 as a true freshman ... Has made tremendous strides since joining the Tigers in the spring of 2021 ... Graduated from high school early and enrolled at LSU in January ... Participated in spring practice ... Can play guard or tackle ... Has all of the tools necessary to become LSU's next dominant offensive lineman.

FRESHMAN SEASON (2021)

Started at left tackle on Nov. 20 vs. UL Monroe, playing 72 snaps and recording the second-highest graded among Tiger O-linemen ... Started at left guard in Nov. 13 Arkansas game, logging 85 snaps in the contest ... Played 29 snaps in a reserve role at Ole Miss on Oct. 23 ... Made first career collegiate start at left tackle in Sept. 25 win at Mississippi State ... recorded two knockdown blocks in nine total snaps against McNeese on Sept. 11.



74 Marcus Dumervil

Offensive Line
6-5 • 310 • Fr. • RS
Lauderdale Lakes, Fla.
St. Thomas Aquinas High School

Young and talented offensive lineman that can play either tackle position ... Possesses good technique and footwork ... Strong upper body ... Redshirted as a true freshman in 2020 after appearing in one contest ... Nephew of former NFL standout Elvis Dumervil ... High school teammates with fellow LSU offensive lineman Marlon Martinez.

REDSHIRT FRESHMAN SEASON (2021)

Made first career start as an extra blocking lineman in Nov. 13 game vs. Arkansas ... Recorded 19 snaps in Oct. 23 Ole Miss game ... Played nine total snaps vs. McNeese on Sept. 11, recording one knockdown block.



4

John Emery Jr.

Running Back
6-0 • 215 • Jr. • 2L
St. Rose, La.
Destrehan High School

An every-down back that can catch the ball out of the backfield and protect the quarterback on passing downs ... Explosive player with breakaway speed ... Won't get caught from behind ... Has the toughness to run between the tackles as well ... Excels when hitting the edge ... Has played in 19 games in his LSU career with 566 rushing yards and seven touchdowns.

JOHN EMERY JR.'S CAREER RUSHING HIGHS

Rushing attempts: 18 vs. South Carolina, 2020
Rushing yards: 103 at Vanderbilt, 2020
Rushing TDs: 1, 7x (Last: vs. Alabama)
Long rush: 54 vs. Alabama, 2020

JOHN EMERY JR.'S CAREER RECEIVING HIGHS

Receptions: 4 vs. Utah State, 2019
Receiving yards: 34 vs. Utah State, 2019
Receiving TDs: 0
Long reception: 17 vs. Georgia Southern, 2019

JOHN EMERY JR.'S CAREER RUSHING STATISTICS

YEAR	G-GS	NO.	YARDS	TD	LONG
2019	10-0	39	188	4	39 (TD)
2020	9-3	75	378	3	54 (TD)
TOTAL	19-3	114	566	7	54 (TD)

JOHN EMERY JR.'S CAREER RECEIVING STATISTICS

YEAR	REC.	YARDS	TD	LONG
2019	6	60	0	17
2020	14	73	0	11
TOTAL	20	133	0	17



24

Darren Evans

Cornerback
6-3 • 174 • Sr. • 1L
Baton Rouge, La.
Glen Oaks High School/Nicholls

Playing in his second year with the Tigers in 2021 after transferring from Nicholls prior to the 2020 season ... Good cover corner who earned second team All-Southland Conference honors as a sophomore at Nicholls in 2018 ... Appeared in nine games for LSU in 2020.

SENIOR SEASON (2021)

Logged two tackles in Nov. 27 Texas A&M game ... Recorded five tackles as a starting corner in Nov. 20 UL Monroe game ... Started at corner in Nov. 13 Arkansas game, recording two tackles, one pass break-up and one QB hurry ... Made second career start in Nov. 7 game at Alabama, posting one tackle ... Recorded two solo stops on Oct. 23 at Ole Miss ... Collected two pass break-ups and one tackle in Oct. 16 win over Florida ... Made two tackles each in games vs. Auburn (Oct. 2), Central Michigan (Sept. 18) and McNeese (Sept. 11).

DARREN EVANS' LSU CAREER HIGHS

Tackles: 5 vs. UL Monroe, 2021)
Tackles for Loss: 0
Interceptions: 0
Pass Break-Ups: 2 vs. Florida, 2021

DARREN EVANS' LSU CAREER STATISTICS

YEAR	G-GS	UT	AT	TT	TFL	SACKS	PBU	QBH	INT	FF	FR
2020	9-1	5	1	6	0	0	0	0	0	0	0
2021	12-4	16	4	20	0	0	3	1	0	0	0
TOTAL	21-5	21	5	26	0	0	3	1	0	0	0



12

Tavion Faulk

Quarterback
6-1 • 167 • Fr • HS
Carencro, La.
Carencro High School

Directed Carencro High to a 12-1 record and the 2020 Class 4A state championship, the school's first state title since 1992 ... Passed for 104 yards and a TD in the title game win over Edna Karr High, breaking Karr's string of four straight state championships ... also played cornerback and wide receiver at Carencro, and he was also a member of the Bears' baseball team ... was 3-for-3 with a homer and three RBI in a 2021 playoff game.



25

Cordale Flott

Cornerback
6-2 • 170 • Jr • 2L
Saraland, Ala.
Saraland High School

LSU's starting nickel back at the beginning of the year; has also started at cornerback after injuries to corners in the LSU secondary ... Is basically an every down player in LSU's scheme due to the spread offenses the Tigers face each week ... Has great range and tackling ability ... Tremendous cover skills and won't get beat on a deep ball ... Great instincts and has a knack for finding the football ... Played in 35 games for career, starting 21 times ... 98 career tackles with 11 passes defended and one interception.

JUNIOR SEASON (2021)

Logged two tackles in Nov. 27 Texas A&M game ... Recorded one tackle as a starting corner in Nov. 20 UL Monroe game ... Posted six tackles in Nov. 13 Arkansas game ... Recorded two tackles in Oct. 23 game at Ole Miss ... Registered three tackles and one pass break-up on Oct. 16 vs. Florida ... Posted three tackles on Oct. 9 at Kentucky ... Recorded six tackles and a pass break-up in Oct. 2 game vs. Auburn ... Played a tremendous game at Miss. State on Sept. 25, recording eight tackles, his first career interception and a forced fumble that LSU recovered to set up a first-quarter touchdown ... Registered three solo tackles in Sept. 18 game vs. Central Michigan ... Collected four total tackles, including one tackle for loss (-3 yards), in Sept. 11 win over McNeese ... Recorded two tackles and one pass break-up on Sept. 4 at UCLA.

CORDALE FLOTT'S CAREER HIGHS

Tackles: 8 at Mississippi State, 2021; at Texas A&M, 2020
Tackles for Loss: 2.0 at Vanderbilt, 2020
Interceptions: 1 at Mississippi State, 2021
Pass Breakups: 2 at Texas A&M, 2020

CORDALE FLOTT'S CAREER STATS

YEAR	G-GS	UT	AT	TT	TFL	SACKS	PD	QBH	INT	FF	FR
2019	14-1	9	6	15	0-0	0-0	4	1	0-0	0	0
2020	10-10	31	12	43	4.5-18	0-0	4	0	0-0	1	0
2021	11-10	28	12	40	1.0-3	0-0	3	0	1-0	1	0
TOTALS	35-21	68	30	98	5.5-21	0-0	11	1	1-0	2	0



53

Soni Fonua

Defensive End
6-4 • 258 • Sr. • 2L
Salt Lake City, Utah
East High School/Mesa Community College

Senior defensive end who has worked his way into the rotation on the defensive line ... Former junior college transfer who enters his third season with the Tigers in 2021 ... Quick to the ball and extremely strong ... Has also seen action at linebacker during his LSU career ... Contributes on special teams ... Has played in 18 games (four starts) during his career at LSU with 27 tackles and 6.5 tackles for loss.

SENIOR SEASON (2021)


Logged four tackles, including 0.5 sack and 1.5 tackles for loss (-5 yards) in Nov. 27 game vs. Texas A&M ... Recorded three stops, including a 0.5 tackle for loss, as a starting defensive end in Nov. 20 UL Monroe game ... Posted four tackles, including two stops for loss (-2 yards) in Nov. 13 Arkansas game ... Made first career start on Nov. 6 at Alabama, posting two tackles and one pass break-up ... Registered three tackles, including 1.0 tackle for loss (-2 yards) on Oct. 23 at Ole Miss ... Logged two solo tackles, including 1.0 tackle for loss (-2 yards) in Oct. 16 win over Florida ... Recorded a career-high five tackles at Kentucky on Oct. 9; also posted 0.5 tackle for loss (-2 yards) ... Made first appearance of the season in Oct. 2 game vs. Auburn, recording two tackles.

SONI FONUA'S CAREER HIGHS

Tackles: 5 at Kentucky, 2021
Tackles for loss: 2.0 vs. Arkansas, 2021

SONI FONUA'S CAREER STATISTICS

YEAR	G-GS	UT	AT	TT	TFL	SACKS	PBU	QBH	INT	FF	FR
2019	4-0	0	0	0	0	0	0	0	0	0	0
2020	7-0	2	5	7	0.5-1	0	0	0	0	0	0
2021	7-4	13	7	20	6.0-11	0.5-2	1	0	0	0	0
TOTALS	18-4	15	12	27	6.5-12	0.5-2	1	0	0	0	0



88

Evan Francioni

Wide Receiver
6-0 • 195 • Jr. • 1L
River Ridge, La.
Archbishop Rummel High School

• 2020 SEC Academic Honor Roll

Sees action at wide receiver and on special teams ... Hard worker that has positioned himself to seeing added playing time this season on offense ... Member of the 2020 SEC Academic Honor Roll ... Transferred to LSU after playing one season of baseball at the University of New Orleans (2018).

JUNIOR SEASON (2021)

Has played in all 12 of the Tigers' games this season as a member of the special teams units ... Has not recorded offensive statistics as a wide receiver.

EVAN FRANCIONI'S CAREER RECEIVING STATISTICS

YEAR	G-GS	NO.	YARDS	TD	LONG
2019	5-0	0	0	0	0
2020	7-0	0	0	0	0
2021	12-0	0	0	0	0
TOTAL	24-0	0	0	0	0



11

Ali Gaye

Defensive End
6-6 • 260 • Sr. • 1L
Edmonds, Wash.
Edmonds-Woodway High School
Garden City (Kan.) Community College

• 2020 Second Team All-SEC (AP, SEC Coaches)

One of college football's top defensive ends in 2021 before suffering a season-ending shoulder injury in Oct. 9 game at Kentucky ... Dominant edge rusher who made an immediate impact in his first year with the Tigers in 2020 ... Batted down six passes at the line of scrimmage in 2020 ... Native of Gambia who moved to the United States at the age of 12 ... Celebrated his 10th anniversary of moving to the U.S. in mid-September of 2021 ... On pace to graduate in the spring of 2022.

SENIOR SEASON (2021)

Logged five tackles and 0.5 sack (-3 yards) on Oct. 9 at Kentucky ... Registered four tackles and one pass break-up in Oct. 2 game vs. Auburn ... Collected six tackles and one sack (-2 yards) in Sept. 25 win at Miss. State ... Recorded four total tackles and one sack (-12 yards) in Sept. 4 season opener at UCLA.

ALI GAYE'S CAREER HIGHS

Tackles: 6 at Mississippi State, 2021; vs. Ole Miss, 2020
Tackles for Loss: 2, 3x (Last: vs. Alabama, 2020; First: vs. Mississippi State, 2020)
Sacks: 1, 4x (Last: at Mississippi State, 2021; First: vs. Mississippi State, 2020)
Pass Breakups: 3 vs. Mississippi State, 2020
Interceptions: 1 vs. Ole Miss, 2020
Forced Fumbles: 1 vs. Ole Miss, 2020
Fumble Recovery: 1 at Missouri, 2020
QB Hurries: 2, 2x (Last: at Florida, 2020; First: at Vanderbilt, 2020)

ALI GAYE'S CAREER STATISTICS

YEAR	G-GS	UT	AT	TT	TFL	SACKS	PBU	QBH	INT	FF	FR
2020	10-10	19	13	32	9.5-37	2.0-14	6	5	1-0	1	1-0
2021	4-4	13	6	19	2.5-17	2.5-17	1	0	0	0	0
TOTAL	14-14	32	19	51	12.0-54	4.5-31	7	5	1-0	1	1-0



22

Armoni Goodwin

Running Back
5-9 • 185 • Fr. • HS
Trussville, Ala.
Hewitt-Trussville High School

One of two outstanding freshmen running backs for LSU in 2021 ... Goodwin is lightning fast with the ability to make defenders miss ... Catches the ball out of the backfield with ease.

FRESHMAN SEASON (2021)

Made collegiate debut vs. McNeese on Sept. 11, rushing two times for 23 yards, including a 21-yard burst.

ARMONI GOODWIN'S CAREER RUSHING HIGHS

Rushing attempts: 4 at Kentucky, 2021
Rushing yards: 23 vs. McNeese, 2021
Rushing TDs: 0
Long rush: 21 vs. McNeese, 2021

ARMONI GOODWIN'S CAREER RUSHING STATISTICS

YEAR	G-GS	No.	Yards	TD	Long
2021	6-0	17	65	0	21



90

Jacobian Guillory

Defensive Tackle
6-2 • 344 • Fr. • RS
Alexandria, La.
Alexandria High School

A potential game-changer at defensive tackle for the Tigers ... Tremendous strength with a low center of gravity ... A former two-time 5A state champion in the shot put in high school, once heaving it 55-feet, 5-inches ... A hard worker, he continues to work on flexibility and his technique ... Appeared in one game as a true freshman in 2020 ... Majoring in sport administration.

REDSHIRT FRESHMAN SEASON (2021)

Has appeared in 10 games and recorded six total tackles this season ... logged three tackles in Sept. 18 Central Michigan game, including a 0.5 sack for a three-yard loss.

JACOBIAN GUILLORY'S CAREER HIGHS

Tackles: 3 vs. Central Michigan, 2021
Tackles for Loss: 0.5 vs. Central Michigan, 2021
Sacks: 0.5 vs. Central Michigan, 2021
Interceptions: 0

JACOBIAN GUILLORY'S CAREER STATISTICS

YEAR	G-GS	UT	AT	TT	TFL	SACKS	PBU	QBH	INT	FF	FR
2020	1-0	0	0	0	0	0	0	0	0	0	0
2021	10-0	1	5	6	0.5-3	0.5-3	0	0	0	0	0
TOTAL	11-0	1	6	6	0.5-3	0.5-3	0	0	0	0	0



4

Todd Harris Jr.

Safety
5-11 • 195 • Sr. • 3L
Maringouin, La.
Plaquemine High School

• 2021 LSU Graduate (Sports Administration) • 2018 SEC Academic Honor Roll

Returning starter at safety for the Tigers in 2021 ... Team leader — both on and off the field ... Physical tackler that can play zone coverage or down in the box ... Has seen action in 43 games during his career with seven starts ... 72 career tackles to go with three interceptions, one tackle for loss and six passes defended ... Member of the 2018 SEC Academic Honor Roll and a 2021 LSU graduate in sport administration.

TODD HARRIS' CAREER HIGHS

Tackles: 12 vs. Alabama, 2018
Tackles for Loss: 1 vs. Texas, 2019
Sacks: 0
Interceptions: 1, 3x (Last: vs. Ole Miss, 2020)
Pass Breakups: 2 vs. UCF, 2019 Fiesta Bowl

TODD HARRIS JR.'S CAREER STATISTICS

YEAR	G-GS	UT	AT	TT	TFL	SACKS	PBU	QBH	INT	FF	FR
2017	13-0	0	4	4	0-0	0-0	0	0	0	0	0-0
2018	11-1	19	12	31	0-0	0-0	4	0	1-0	0	0-0
2019	3-1	3	0	3	1-4	0-0	0	0	0	0	0-0
2020	10-5	20	10	30	0-0	0-0	2	0	2-34	1	0-0
2021	6-0	1	3	4	0-0	0-0	0	0	0	0	0-0
TOTAL	43-7	43	29	72	1-4	0-0	6	0	3-34	1	0-0



17 Chris Hilton Jr.

Wide Receiver
6-0 • 178 • Fr. • HS
Zachary, La.
Zachary HS

Outstanding all-around athlete who came to LSU after a stellar high school career in both football and track and field at Zachary High School ... Player with outstanding speed and jumping ability to out leap defenders for the ball ... Player that possesses great hands along with being a good route runner ... Tremendous knowledge of the game.

TRUE FRESHMAN SEASON (2021)

Has played in three games this season (at UCLA, vs. UL Monroe, vs. Texas A&M) ... made his first career start in the UL Monroe game and recorded one catch for no yards.

CHRIS HILTON JR.'S CAREER RECEIVING STATISTICS

YEAR	G-GS	NO.	YARDS	TD	LONG
2021	3-1	1	0	0	0
TOTAL	3-1	1	0	0	0



57 Chasen Hines

Offensive Guard
6-3 • 350 • Sr. • 3L
Marshall, Texas
Marshall High School

Versatile offensive lineman that has found a home at right guard ... Can also play center, a position he served as a backup to in 2019 ... Helped plug holes in an injury-riddled offensive line as a true freshman in 2018 ... Originally came to LSU as a defensive lineman, but switched to the offensive side of the ball during preseason camp in 2018 ... Great attitude that will do whatever is asked of him ... Possesses tremendous athletic ability with great feet and very intelligent ... Has seen action in 34 career games with 16 starts.

SENIOR SEASON (2021)

Logged 77 snaps at Alabama on Nov. 6, recording three knockdown blocks ... Played 11 snaps in Oct. 16 win over Florida, but was forced to leave the game early due to injury ... Recorded the second-highest grade among Tiger O-linemen on Oct. 9 at Kentucky, playing 74 snaps and posting three knockdown blocks ... Logged 76 snaps on Oct. 2 vs. Auburn, recording one knockdown block ... Posted the second-highest grade among Tiger linemen in Sept. 25 game at Miss. State, logging 49 total snaps ... Graded out the highest among the Tiger linemen on Sept. 18 vs. Central Michigan, playing 62 snaps and recording five knockdown blocks ... Started at right guard in Sept. 4 season opener at UCLA, playing 28 snaps and recording one knockdown block.



70 Ed Ingram

Offensive Guard
6-4 • 320 • Sr. • 3L
DeSoto, Texas
DeSoto High School


- 2021 LSU Graduate (Sports Administration)
- 2021 Second-Team All-SEC

Three-year starter on the offensive for the Tigers heading into 2021 ... One of the top linemen in college football and a candidate for national awards ... Teams with Austin Deculus to give LSU two of the most seasoned offensive linemen in college football ... Ingram and Deculus have combined to start 79 games during their LSU careers ... Made an immediate impact during his true freshman season, starting final

12 games in 2017 ... Sat out the 2018 season and re-joined the Tigers on Sept. 20, 2019 ... As talented an offensive lineman as there is in college football ... Dominant in every aspect of the game ... Tremendous technique, power and knowledge of the game ... Has played in 44 games in his career, starting 34 times ... Graduated in May of 2021 with a degree in sports administration.

SENIOR SEASON (2021)

Voted 2021 Second-Team All-SEC by the league coaches ... Played 72 snaps in Nov. 20 UL Monroe game, recording two knockdown blocks ... Recorded 77 snaps at Alabama on Nov. 6, posting the second-highest grade among the Tiger linemen with three knockdown blocks ... Played 71 snaps at Ole Miss on Oct. 23, recording two knockdown blocks ... Posted the highest grade among LSU O-linemen on Oct 16 vs. Florida, logging 72 snaps with one knockdown block and one dominating block ... Played 74 snaps on Oct. 9 at Kentucky, recording nine knockdown blocks ... Posted the best grade among LSU linemen on Oct. 2 vs. Auburn, logging 77 snaps and three knockdown blocks ... Played 54 snaps at Miss. State on Sept. 25 ... Recorded 54 snaps against Central Michigan (Sept. 18), collecting four knockdown blocks ... Played 67 snaps on Sept. 11 vs. McNeese, recording two knockdown blocks and grading out the highest among the Tigers' offensive linemen.



10 Jaray Jenkins

Wide Receiver
6-3 • 198 • Jr. • 2L
Jena, La.
Jena High School

A returning starter who has developed into one of LSU's most reliable players in the passing game ... Coming off his best season a year ago with 23 receptions for 397 yards and two TDs ... For career, has played in 28 games with 12 starts ... Has 61 career receptions for 943 yards and seven touchdowns.

JUNIOR SEASON (2021)

Turned in a brilliant performance in Nov. 27 Texas A&M game, catching eight passes for 169 yards and two TDs, including the game-winning 28-yard scoring reception with 20 seconds left in the contest ... Recorded two receptions for 24 yards in Nov. 20 UL Monroe game ... Caught one pass for 10 yards in Nov. 13 Arkansas game ... Posted four receptions for 54 yards in Nov. 6 game at Alabama ... Recorded four catches for 52 yards on Oct. 23 at Ole Miss ... Caught four passes for 50 yards, including a career-best three TDs, in Oct. 16 win over Florida ... Grabbed three passes for 39 yards on Oct. 9 at Kentucky ... Caught two passes for 20 yards in Oct. 2 Auburn game ... Recorded two catches for 15 yards in Sept. 25 win at Miss. State ... Caught three passes for 46 yards, including a 17-yard reception, in Sept. 4 season opener at UCLA.

JARAY JENKINS CAREER HIGHS

Receptions: 8 vs. Texas A&M, 2021
 Receiving Yards: 169 vs. Texas A&M, 2021
 Receiving TDs: 3 vs. Florida, 2021
 Longest Reception: 47 vs. Mississippi State, 2020

JARAY JENKINS' CAREER RECEIVING STATISTICS

YEAR	G-GS	REC.	YDS.	TD	LONG
2019	7-0	5	67	0	35
2020	10-7	23	397	2	47
2021	12-5	33	479	5	45
TOTAL	29-12	61	943	7	47



19 Mike Jones Jr.

Linebacker
6-0 • 220 • So • Trf.
Nashville, Tenn.
IMG Academy (Clemson)

Transfer linebacker from Clemson where he played in 29 games, starting seven times ... Left Clemson with 47 tackles, 8.0 tackles for loss and half sack and two interceptions ... Started seven games for the national semifinalist Tigers in 2020, recording 30 tackles, 4.0 tackles for loss, four pass breakups, two interceptions and a forced fumble ... Twice named to the ACC Honor Roll in 2018-19 ... Majoring in communications ... Redshirted as a true freshman in 2018 and then granted another year of eligibility due to the NCAA's ruling on Covid in 2020.

SOPHOMORE SEASON (2021)

Recorded five tackles and a pass break-up in Nov. 27 Texas A&M game ... Made three tackles as a starting linebacker in Nov. 20 UL Monroe game ... Recorded three tackles in Nov. 13 Arkansas game ... Made first career LSU start on Nov. 6 at Alabama, recording five tackles, 1.0 sack (-12 yards), 1.5 tackles for loss (-13 yards) and one QB hurry ... Logged four tackles, including 1.0 tackle for loss (-3 yards) at Ole Miss on Oct. 23 ... Recorded one assisted tackle on Oct. 9 at Kentucky ... Saw his first career SEC action on Sept. 25 at Miss. State, totaling six tackles ... Recorded two total tackles vs. Central Michigan on Sept. 18 ... Collected two assisted tackles in Sept. 11 win over McNeese.



35

Saivion Jones

Defensive End
6-6 • 242 • Fr. • HS
Vacherie, La.
St. James High School

Gifted athlete who joined the Tigers after having a standout three-sport career at St. James High School ... Has the frame of an elite defensive end ... Explodes off the ball with a quick first step.

TRUE FRESHMAN SEASON (2021)

Has played in 10 games, recording three total tackles and one quarterback hurry ... Did not appear in LSU's first two games at UCLA and vs. McNeese, but played in all 10 remaining regular-season games.

SAIVION JONES' CAREER HIGHS

Tackles: 1, 3x – vs. UL Monroe, vs. Arkansas, vs. Central Michigan, 2021
Tackles for Loss: 0
Sacks: 0
Interceptions: 0

SAIVION JONES' CAREER STATISTICS

YEAR	G-GS	UT	AT	TT	TFL	SACKS	PBU	QBH	INT	FF	FR
2021	10-0	1	2	3	0	0	0	1	0	0	0
TOTAL	10-0	1	2	3	0	0	0	1	0	0	0



21

Corey Kiner

Running Back
5-10 • 213 • Fr. • HS
Cincinnati, Ohio
Roger Bacon High School

One of two talented freshmen running backs for LSU in the 2021 class, joining Armoni Goodwin ... Kiner is a bruising running back with elusive speed ... Can gain the tough yard between the tackles, but also has the speed to get to the edge ... One of the most sought-after prep running backs nationally in the class of 2021.

FRESHMAN SEASON (2021)

Recorded three carries for 16 yards, including a long of 13 yards, in Nov. 27 Texas A&M game ... Carried 10 times for 41 yards at Ole Miss on Oct. 23 ... Rushed 12 times for 74 yards and a touchdown in win over Central Michigan on Sept. 18 ... Made collegiate debut vs. McNeese on Sept. 11, rushing 11 times for 56 yards and one touchdown.

CORY KINER'S CAREER RUSHING HIGHS

Rushing attempts: 12 vs. Central Michigan, 2021
Rushing yards: 74 vs. Central Michigan, 2021
Rushing TDs: 1, 2x – vs. McNeese, 2021; vs. Central Michigan, 2021
Long rush: 26 vs. Central Michigan, 2021

COREY KINER'S CAREER RUSHING STATISTICS

YEAR	G-GS	No.	YDS.	TD	Long
2021	10-0	65	271	2	26



13

Jontre Kirklin

Wide Receiver
5-11 • 186 • Sr. • 4L
Lutcher, La.
Lutcher High School

Hard-working wide receiver that is the veteran of that position group ... One of the team leaders for the Tigers ... Another of LSU's versatile athletes that has seen action on both sides of the ball during his career with the Tigers ... High school quarterback so he's comfortable with the ball in his hands ... Also has the ability to return punts ... Shifty runner that makes defenders miss ... Can be used in both the passing game and running game on offense ... Opted to return for a fifth season in 2021 ... Played in 56 games during his career at LSU, starting twice ... 20 career receptions for 313 yards and three touchdowns ... On pace to graduate in December ... 12 of his 56 appearances have come on the defensive side of the ball.

JONTRE KIRKLIN'S CAREER HIGHS

Receptions: 3 at Vanderbilt, 2020
Receiving Yards: 75 vs. Northwestern State, 2019
Receiving TDs: 2 at Vanderbilt, 2020
Longest Reception: 65 vs. Northwestern State, 2019
Rush attempts: 1, 2x (Last: 1 vs. Rice, 2018; First: 1 vs. Georgia, 2018)
Rushing yards: 4 vs. Rice, 2018
Rushing TDs: None
Longest Rush: 4 vs. Rice, 2018

JONTRE KIRKLIN'S CAREER RECEIVING STATISTICS

YEAR	G-GS	REC.	YDS.	TD	LONG
2017	12-0	•• Played defense ••			
2018	12-0	1	5	0	5
2019	14-0	2	75	0	65
2020	10-2	13	184	3	29
2021	8-0	4	49	0	23
TOTAL	56-2	20	313	3	65

JONTRE KIRKLIN'S CAREER RUSHING STATISTICS

YEAR	ATT.	YARDS	TD	LONG
2017	0	0	0	0
2018	2	6	0	4
2019	0	0	0	0
2020	0	0	0	0
TOTAL	2	6	0	4

JONTRE KIRKLIN'S CAREER DEFENSIVE/SPECIAL TEAMS STATISTICS

YEAR	G-GS	UT	AT	TT	TFL	SACKS	PBU	QBH	INT	FF	FR
2017	12-0	0	2	2	0-0	0-0	0	0	0	0	0
2018	12-0	0	0	0	0-0	0-0	0	0	0	0	0
2019	14-0	2	1	3	0-0	0-0	0	0	0	0	0
2020	10-2	0	1	1	0-0	0-0	0	0	0	0	0
2021	7-0	1	1	2	0-0	0-0	0	0	0	0	0
TOTAL	55-2	3	5	8	0-0	0-0	0	0	0	0	0



16

Devonta Lee

Wide Receiver
6-2 • 215 • Jr. • 2L
Fluker, La.
Amite High School

Back on the offensive side of the ball in 2021 a place where he's expected to make an impact for the Tigers at wide receiver ... Has seen action at linebacker during his career ... Sure hands, good route runner and the ability to get open ... Has played in 32 games in his career with 10 receptions for 107 yards and one touchdown.

JUNIOR SEASON (2021)

Posted one catch for five yards in Nov. 20 UL Monroe game ... Caught one pass for 12 yards in Nov. 13 Arkansas ... Made one catch for 12 yards in Oct. 23 Ole Miss game ... Recorded one reception for nine yards on Oct. 9 at Kentucky ... Caught a career-best five passes for 47 yards and his first career LSU touchdown in Sept. 18 win over Central Michigan; his TD reception from QB Max Johnson covered 21 yards.

DEVONTA LEE'S CAREER HIGHS

Receptions: 5 vs. Central Michigan, 2021
Yards: 47 vs. Central Michigan, 2021
Long: 28 vs. Northwestern State, 2019
TDs: 1 vs. Central Michigan, 2021

DEVONTA LEE'S CAREER RECEIVING STATISTICS

YEAR	G-GS	REC.	YDS.	TD	LONG
2019	13-0	2	27	0	28
2020	8-0	0	0	0	0
2021	12-0	9	85	1	21
TOTAL	33-0	11	112	1	28



31

Cameron Lewis

Safety
6-1 • 195 • Sr. • 2L
Monroe, La.
Wossman High School

• 2021 LSU Graduate (Sports Administration)

Highly-touted prospect that enters fifth year with Tigers in 2021 ... Can play both the safety and nickel positions ... A veteran in the secondary ... Has played in 40 games during his career, recording 88 tackles ... Has enjoyed the best season of his career in 2021, starting in nine games and recording 55 tackles ... Played all 15 games during LSU's national championship season in 2019 ... Also contributes on special teams ... Graduated in August of 2021 with a degree in sport administration.

GRADUATE SENIOR SEASON (2021)

Made seven tackles in each of the Tigers' final two regular-season games vs. UL Monroe and Texas A&M ... Logged six tackles, one sack and one forced fumble in Nov. 6 Alabama game ... Recorded a career-high nine tackles in Oct. 16 win over Florida ... Registered 1.5 tackles for loss, 0.5 sack and a pass break-up in Sept. 11 McNeese game.

CAMERON LEWIS' CAREER HIGHS

Tackles: 9 vs. Florida, 2021
Tackles for Loss: 1.5 vs. McNeese, 2021
Sacks: 0.5 vs. McNeese, 2021
Interceptions: 0

CAMERON LEWIS' CAREER STATISTICS

YEAR	G-GS	UT	AT	TT	TFL	SACKS	PBU	QBH	INT	FF	FR
2017	2-0	0	1	1	0.0-0	0	0	0	0	0	0
2018	3-0	1	3	4	0.0-0	0	0	0	0	0	0
2019	15-0	8	12	20	0.5-3	0	2	0	0	0	0
2020	9-0	3	5	8	0	0	0	0	0	0	0
2021	11-9	34	21	55	2.5-18	1.5-16	1	3	0	1	0
TOTAL	40-9	46	42	88	3.0-21	1.5-16	3	3	0	1	0



59

Desmond Little

Defensive End
6-5 • 231 • So. • Sqd.
Prichard, Ala.
Vigor High School

Playing in his third year with the Tigers and in position to contribute as a defensive end ... Player with a big frame who continues to develop.

SOPHOMORE SEASON (2021)

Recorded two tackles, including a sack, in Nov. 20 UL Monroe game ... Logged three tackles, including 0.5 sack, in Sept. 18 Central Michigan game ... Posted a career-best five tackles with one sack and 1.5 tackles for loss in Sept. 11 McNeese game.

DESMOND LITTLE'S CAREER HIGHS

Tackles: 5 vs. McNeese, 2021
Tackles for Loss: 1.5 vs. McNeese, 2021
Sacks: 1, 2x – vs. UL Monroe, 2021; vs. McNeese, 2021
Interceptions: 0

DESMOND LITTLE'S CAREER STATISTICS

YEAR	G-GS	UT	AT	TT	TFL	SACKS	PBU	QBH	INT	FF	FR
2020	2-0	0	0	0	0	0	0	0	0	0	0
2021	5-0	10	6	4	3-18	2.5-16	0	0	0	0	0
TOTAL	7-0	10	6	4	3-18	2.5-16	0	0	0	0	0



97

Glen Logan

Defensive Tackle
6-5 • 303 • Sr. • 4L
Kenner, La.
Destrehan High School

• 2021 LSU Graduate (Interdisciplinary Studies)

Returned for a sixth season with the Tigers ... Entered 2021 as a starter for a fourth year on the defensive line; missed the Tigers' first six games of 2021 due to a foot injury, but returned to action on Oct. 16 vs. Florida ... Gets after the quarterback and takes up a lot of space on the defensive line ... Difficult to block and run against ... Has played in 51 games in his career, starting 37 times ... 110 career tackles to go with 10.0 tackles for loss and 7.0 sacks ... Graduated in August of 2021 with a degree in interdisciplinary studies.

GRADUATE SENIOR SEASON (2021)

Recorded one tackle and one QB hurry in Nov. 27 Texas A&M game ... Logged two tackles in Nov. 20 UL Monroe game ... Recorded one tackle in Nov. 13 Arkansas game ... Posted one tackle in starting role at Alabama on Nov. 6 ... Recorded two tackles at Ole Miss on Oct. 23, including 1.0 sack (-2 yards) ... Missed the Tigers' first six games due to a foot injury, but returned to action on Oct. 16 vs. Florida ... recorded three tackles, including a 0.5 tackle for loss (-1 yard), against the Gators.

GLEN LOGAN'S CAREER HIGHS

Tackles: 7 vs. Florida, 2018
Tackles for Loss: 1.5, twice (First: vs. Rice, 2018; Last: vs. Texas, 2019)
Sacks: 1.0, 5x (Last: at Ole Miss, 2021; First: Georgia, 2018)
Quarterback Hurries: 2, 2x (Last: vs. Texas A&M, 2018; First: vs. Louisiana Tech, 2018)

GLEN LOGAN'S CAREER STATISTICS

YEAR	G-GS	UT	AT	TT	TFL	SACKS	PBU	QBH	INT	FF	FR
2017	12-2	0	17	17	1.0-2	0.5-2	0	1	0	0	0
2018	13-10	10	36	46	4.5-30	4.0-29	1	5	0	0	0
2019	12-11	5	15	20	2.5-3	1.5-1	2	2	0	0	0
2020	8-8	5	12	17	0.5-1	0.0	0	0	0	0	0
2021	6-6	4	6	10	1.5-3	1.0-2	0	1	0	0	0
TOTAL	51-37	24	86	110	10.0-39	7.0-34	3	9	0	0	0



77

Marlon Martinez

Offensive Line
6-5 • 316 • So. • 1L
Fort Lauderdale, Fla.
St. Thomas Aquinas High School

Versatile offensive lineman who continues to improve with each practice ... Can play any position on the offensive line, including center ... Also contributes on LSU's protection team on special teams ... Played in nine games as a true freshman.

SOPHOMORE SEASON (2021)

Played 36 snaps coming off the bench in Nov. 20 UL Monroe game with one knockdown block ... Started in Nov. 13 Arkansas game, playing 77 snaps with one knockdown block ... Made second career start on Oct. 23 at Ole Miss, logging 42 snaps and recording two knockdown blocks ... Came off the bench to replace an injured Chasen Hines at right guard in Oct. 16 win vs. Florida, playing 61 snaps ... Made first career LSU start at offensive guard in Sept. 11 win over McNeese, playing 70 snaps and recording a team-best five knockdown blocks.



82

Jack Mashburn

Tight End
6-3 • 224 • So. • 1L
Mandeville, La.
St. Paul's High School

• 2020 SEC Academic Honor Roll

Developed into a player that has seen action at tight end for the Tigers in 2021 ... Joined the team as a walk-on in 2019 ... Can be a threat in the passing game as well as being used in blocking situations ... Member of the 2020 SEC Academic Honor Roll.

SOPHOMORE SEASON (2021)


Recorded one reception for 18 yards in Nov. 13 Arkansas game ... Grabbed a 26-yard pass from punter Avery Atkins for a first down on a fake punt in Nov. 6 Alabama game ... Made first career start in Oct. 16 Florida game and caught one pass for seven yards.

JACK MASHBURN'S CAREER HIGHS

Receptions: 1, 3x – vs. Arkansas, at Alabama, vs. Florida, 2021
Yards: 26 at Alabama, 2021
Long: 26 at Alabama, 2021
TDs: 0

JACK MASHBURN'S CAREER RECEIVING STATISTICS

YEAR	G-GS	NO.	YARDS	TD	LONG
2019	0-0	0	0	0	0
2020	3-0	0	0	0	0
2021	11-3	3	51	0	26
TOTAL	14-3	3	51	0	26



2

Dwight McGlothern

Cornerback
6-2 • 186 • So. • 1L
Houston, Texas
Klein Oak High School

Talented cornerback that has made tremendous strides since joining the Tigers a year ago ... Has become a significant contributor in the secondary for the Tigers in 2021.

SOPHOMORE SEASON (2021)

Has seen more playing time at cornerback since All-American Derek Stingley Jr. has been out with a foot injury beginning with the Sept. 25 Mississippi State game ... Logged two tackles in Nov. 27 Texas A&M game ... Recorded three tackles and one pass break-up in Nov. 13 Arkansas game ... Registered seven tackles, a forced fumble and a pass break-up on Nov. 6 at Alabama ... Posted two tackles in Oct. 23 game at Ole Miss ... Recorded four tackles, three pass break-ups and a 37-yard interception return for a TD on Oct. 16 vs. Florida ... Posted five tackles, including one tackle for loss, on Oct. 2 vs. Auburn ... recorded five total stops at Mississippi State on Sept. 25.

DWIGHT MCGLOTHERN'S CAREER HIGHS

Tackles: 7 at Alabama, 2021
Tackles for Loss: 1.0, 2 x – most recently vs. Auburn, 2021
Interceptions: 1 vs. Florida, 2021
Pass Breakups: 3 vs. Florida, 2021

DWIGHT MCGLOTHERN'S CAREER STATISTICS

YEAR	G-GS	UT	AT	TT	TFL	SACKS	PBU	QBH	INT	FF	FR
2020	6-0	8	1	9	0-0	0-0	2	0	0	0	0
2021	10-6	26	6	32	2-8	0-0	6	0	1	1	0
TOTAL	16-6	34	7	41	2-8	0-0	8	0	1	1	0



8

Malik Nabers

Wide Receiver
6-1 • 188 • Fr. • HS
Lafayette, La.
Southside High School

• 2021 Freshman All-SEC

Electric wide receiver who can make plays all over the field ... Great hands, quickness and has the ability to gain yards after the catch.

TRUE FRESHMAN SEASON (2021)

Voted 2021 Freshman All-SEC by the league coaches ... Collected six receptions for 51 yards in Nov. 27 Texas A&M game ... Caught four passes for 143 yards, including a 67-yard catch-and-run for a TD, in Nov. 20 UL Monroe game. ... Recorded two catches for 34 yards on Nov. 13 vs. Arkansas ... Made four receptions for 30 yards and one nine-yard TD at Ole Miss on Oct. 23 ... Caught three passes for 36 yards, including a 24-yard reception, in Oct. 16 win over Florida ... hauled in a 41-yard TD from Max Johnson in Oct. 9 game at Kentucky for his first career score ... Made first career start in Oct. 2 Auburn game, catching two passes for 30 yards, including a long of 25.

MALIK NABERS' CAREER HIGHS

Receptions: 6 vs. Texas A&M, 2021
Receiving Yards: 143 vs. UL Monroe, 2021
Receiving TDs: 1, 3x – vs. UL Monroe, 2021; at Ole Miss, 2021; at Kentucky, 2021
Longest Reception: 67 yards (TD) vs. UL Monroe, 2021

MALIK NABERS' CAREER RECEIVING STATISTICS

YEAR	G-GS	REC.	YDS.	TD	LONG
2021	10-5	26	400	3	67 (TD)



5

Garrett Nussmeier

Quarterback
6-1 • 190 • Fr. • HS
Lake Charles, La.
Marcus High School

Vocal player on the field with a big arm and a lot of confidence ... Has made tremendous strides in executing the offense since the spring ... Grew up in a quarterback family as his dad Doug played the position in the NFL ... Dad is currently the quarterbacks coach for the Dallas Cowboys

FRESHMAN SEASON (2021)


Entered the Arkansas game on Nov. 13 after the Tigers' first two offensive series and played the remainder of the game, completing 18-of-31 passes for 179 yards, one TD and two interceptions ... Came off the bench at Ole Miss on Oct. 23 and completed 7-of-12 passes for 103 yards and his first career TD pass, a nine-yarder to wide receiver Malik Nabers ... Also had a 33-yard completion to Brian Thomas Jr. in the Ole Miss game ... Made collegiate debut as the back-up QB in Sept. 11 win over McNeese, completing three of 10 passes for 19 yards (long of nine yards).

GARRETT NUSSMEIER'S CAREER PASSING HIGHS

Pass attempts: 31 vs. Arkansas, 2021
Pass completions: 18 vs. Arkansas, 2021
Pass yards: 179 vs. Arkansas, 2021

GARRETT NUSSMEIER'S CAREER STATISTICS

YEAR	G-GS	COMP	ATT	INT	YDS	TD	LONG
2021	4-0	29	57	2	329	2	33



19

Matt O'Dowd

Quarterback
6-2 • 199 • Fr. • HS
Plantation, Fla.
Marjory Stoneman Douglas High School

Walk-on quarterback who may see his first career collegiate playing time in the Texas Bowl ... Played two seasons as the starting QB at Stoneman Douglas High, leading it to two district championships ... As a junior, O'Dowd threw for 1,396 yards and 15 touchdown passes ... picked up two wins before the 2020 season was canceled by the pandemic, as he finished his high school career with a 10-2 mark.



8

BJ Ojulari

Defensive End
6-3 • 244 • So. • 1L
Marietta, Ga.
Marietta High School

- 2021 SEC Defensive Lineman of the Week vs. Central Michigan
- 2020 SEC Defensive Lineman of the Week vs. South Carolina

Quick first step that causes issues for the offensive line ... Ranked second on the team in 2020 with 4.0 sacks, which included an LSU freshman record 3.0 sacks in win over South Carolina ... Appeared in all 10 games in 2020, recording 16 tackles, 5.0 tackles for loss and 4.0 sacks ... Older brother Azeez Ojulari was a standout linebacker at Georgia and was selected in the second round of the 2021 NFL Draft by the New York Giants.

SOPHOMORE SEASON (2021)

Logged five tackles, two tackles for loss (-5 yards) and two QB hurries in Nov. 27 Texas A&M game ... Made four tackles, including a 0.5 tackle for loss (-1 yard) and one QB hurry in Nov. 20 UL Monroe game ... Recorded four tackles, including one tackle for loss (-1 yard) in Nov. 13 game vs. Arkansas ... Posted two tackles in Nov. 6 game at Alabama ... Logged seven tackles in Oct. 23 game at Ole Miss ... Recorded a career-best nine tackles in Oct. 16 win vs. Florida; also posted 1.0 sack, 2.0 tackles for loss, one pass break-up and one QB hurry against the Gators ... Posted five tackles, 0.5 sack (-3 yards) and one QB hurry at Kentucky on Oct. 9 ... Logged one tackle and two QB hurries on Oct. 2 vs. Auburn ... Recorded three tackles,

including 0.5 tackle for loss (-2 yards) in Sept. 25 win at Miss. State ... Registered three tackles, including 2.5 sacks (-13 yards) in Sept. 18 win over Central Michigan, earning SEC Defensive Lineman of the Week honors ... Collected four tackles, including one sack and a QB hurry, in Sept. 11 win over McNeese ... Recorded three tackles, including one sack (-14 yards) in Sept. 4 opener at UCLA.

BJ OJULARI'S CAREER HIGHS

Tackles: 9 vs. Florida, 2021
Tackles for Loss: 3.0 vs. South Carolina, 2020
Sacks: 3.0 vs. South Carolina, 2020
Pass Breakups: 1, 2x - vs. Florida, 2021; vs. Ole Miss, 2020
Forced Fumbles: 1 at Missouri, 2020
Fumble Recovery: 1 at Florida, 2020
QB Hurries: 2, 2x - vs. Texas A&M, 2021; at Vanderbilt, 2020

BJ OJULARI'S CAREER STATISTICS

YEAR	G-GS	UT	AT	TT	TFL	SACKS	PBU	QBH	INT	FF	FR
2020	10-1	12	4	16	5.0-35	4.0-32	1	3	0	1	1-6
2021	12-11	29	20	49	11.0-58	6.0-46	1	8	0	0	0-0
TOTAL	22-12	41	24	65	16.0-93	10.0-78	2	11	0	1	1-6



99
Jaquelin Roy

Defensive Tackle
6-4 • 297 • So • 1L
Baton Rouge, La.
University High School

Baton Rouge product who played his high school football games just steps away from LSU's Charles McClendon Practice Facility ... Developing defense tackle that is among LSU's rotation at the position in 2021 ... Tremendous upper body strength ... Continues to improve technique ... Run stuffer that can also get after the quarterback ... Quick feet and difficult to block ... Has benefited from the arrival of new defensive line coach Andre Carter ... Played in nine games as a true freshman in 2020.

SOPHOMORE SEASON (2021)

Recorded two tackles, including 1.0 sack (-8 yards) in Nov. 27 Texas A&M game ... Made three tackles in Nov. 20 UL Monroe game ... Recorded four tackles, including one tackle for loss (-3 yards), in Nov. 13 game vs. Arkansas ... Logged two tackles, 0.5 tackle for loss (-1 yard) and a fumble recovery at Alabama on Nov. 6 ... Credited with two tackles in Oct. 23 game at Ole Miss ... Recorded two tackles and a QB hurry in Oct. 16 win vs. Florida ... Posted two tackles at Kentucky on Oct. 9 ... Credited with one QB hurry on Oct. 2 vs. Auburn ... Recorded one tackle and one QB hurry in Sept. 25 win at Miss. State ... Compiled four total tackles, 1.5 tackles for loss (-1 yard) and 0.5 sack in Sept. 18 win over Central Michigan ... Collected four total tackles, two tackles for loss (-5 yards), one forced fumble and one fumble recovery in Sept. 11 win over McNeese ... Recorded four tackles (3 solo, 1 assist) in Sept. 4 season opener at UCLA.

JAQUELIN ROY'S CAREER HIGHS

Tackles: 6 vs. Ole Miss, 2020
Tackles for loss: 2.0 vs. McNeese, 2021
Sacks: 2.0 at Florida, 2020
QB hurries: 2 at Vanderbilt, 2020

JAQUELIN ROY'S CAREER STATISTICS

YEAR	G-GS	UT	AT	TT	TFL	SACKS	PBU	QBH	INT	FF	FR
2020	9-0	6	12	18	4.0-22	2.0-18	0	2	0	0	0
2021	12-0	15	15	30	6.0-18	1.5-8	0	3	0	1	2
TOTALS	21-0	21	27	48	10.0-40	3.5-26	0	5	0	1	2



15
Sage Ryan

Defensive Back
5-11 • 195 • Fr. • HS
Lafayette, La.
Lafayette Christian Academy

Versatile defensive back who can play either safety or the nickel position ... Ability to make plays all over the secondary ... Ball hawk with a knack for locating the football ... Can cover and tackle with equal ability ... Uncle is former LSU standout linebacker Trev Faulk and is also related (cousin) to Tiger running back coach Kevin Faulk ... Older brother Shakeir was a standout at Northwestern State and played three seasons in the CFL.

FRESHMAN SEASON (2021)

Logged three tackles and one pass break-up in Oct. 23 game at Ole Miss ... Started at safety in his first career collegiate game vs. Florida on Oct. 16; missed the Tigers' first six games due to injury ... Recorded two tackles and a pass break-up in the win over the Gators.

SAGE RYAN'S CAREER HIGHS

Tackles: 3 at Ole Miss, 2021
Tackles for Loss: 0
Interceptions: 0
Pass Breakups: 1, 2x - vs. Florida, 2021; at Ole Miss, 2021

SAGE RYAN'S CAREER STATISTICS

YEAR	G-GS	UT	AT	TT	TFL	SACKS	PBU	QBH	INT	FF	FR
2021	2-2	2	3	5	0-0	0-0	1	0	0	0	0



56
Liam Shanahan

Center
6-5 • 304 • Gr. • 1L
Marlborough, Mass.
Harvard University/Marlborough High School

Enters second season as LSU's starting center after transferring from Harvard University prior to 2020 ... Played every offensive snap for LSU in 2020, seeing action on all 799 plays ... Hard-worker with tremendous athletic ability ... Makes all of the calls and checks on the line of scrimmage ... Started all 10 games at center for LSU a year ago ... Prior to joining the Tigers, was a three-year starter on the offensive line for Harvard ... Graduated from Harvard with a degree in economics and a minor in Celtic Language and Literature in the spring of 2020 ... Pursuing a master's of business administration at LSU ... Off the field, worked on the grounds crew at Fenway Park during the summer while in high school and college ... Also served as an intramural referee while at Harvard ... Is the second Harvard-to-LSU transfer in football, joining former quarterback Andrew Hatch who played at LSU in 2008 ... LSU's 2020 nominee for the National Football Foundation Scholar-Athlete Award.

GRADUATE SENIOR SEASON (2021)

Logged 72 snaps in Nov. 20 UL Monroe game with one knockdown block ... Played 86 snaps with four knockdown blocks in Nov. 13 Arkansas game ... Posted the highest grade among Tiger O-linemen on Nov. 6 at Alabama, playing 76 snaps ... Logged 71 snaps at Ole Miss on Oct. 23 and finished with the O-line's second-highest grade and one knockdown block ... Played 72 snaps and recorded the second-highest grade among LSU O-linemen in Oct. 16 win vs. Florida ... Posted the best grade among LSU O-linemen on Oct. 9 at Kentucky, playing 74 snaps with two knockdown blocks ... Logged 77 snaps vs. Auburn on Oct. 2 ... Graded out the best among the Tiger O-linemen in Sept. 25 game at Miss. State, totaling 54 snaps and one knockdown block ... Recorded 62 snaps on Sept. 18 vs. Central Michigan, collecting two knockdown blocks ... Played 67 snaps vs. McNeese on Sept. 11, recording one knockdown block and the second-highest grade among Tiger offensive linemen ... posted the highest grade among the LSU linemen at UCLA on Sept. 4 and collected four knockdown blocks.



48
Quentin Skinner

Long Snapper
6-0 • 241 • So. • 1L
Buford, Ga.
Buford High School

Returns for his second season as LSU's long snapper ... Is the third straight Buford (Ga.) High School graduate to serve as LSU's long snapper, joining Reid Ferguson and Blake Ferguson who held the position in consecutive years since 2012 ... Spent his true freshman season in 2019 training alongside Blake Ferguson, who was a sixth round NFL Draft pick of the Miami Dolphins in 2020.



0
Maason Smith

Defensive Tackle
6-6 • 292 • Fr. • HS
Houma, La.
Terrebonne High School

• 2021 Freshman All-SEC

The nation's top prep defensive lineman in the fall of 2020 ... Graduated early and enrolled at LSU in January of 2021 ... Tremendous power, strength and quickness ... Great attitude with a willingness to learn and improve ... Caught the eye of coaches and teammates with a dominant first spring at LSU ... First player in LSU history to wear the No. 0.

FRESHMAN SEASON (2021)

Voted 2021 Freshman All-SEC by the league coaches ... Posted one tackle and one QB hurry in starting role at Ole Miss on Oct. 23 ... in Oct. 16 game vs. Florida - recorded two tackles, including 1.0 sack (-3 yards) ... Made first career start on Oct. 9 at Kentucky, recording five tackles and a 0.5 tackle for loss (-2 yards) ... Registered one tackle in Oct. 2 game vs. Auburn ... Collected three tackles in Sept. 25 win at Miss. State ... Recorded six tackles, three sacks and 3.5 tackles for loss (-24 yards) in Sept. 11 win over McNeese.

MAASON SMITH'S CAREER HIGHS

Tackles: 6 vs McNeese, 2021
Tackles for Loss: 3.5 vs. McNeese, 2021
Sacks: 3.0 vs. McNeese, 2021

MAASON SMITH'S CAREER STATISTICS

YEAR	G-GS	UT	AT	TT	TFL	SACKS	PBU	QBH	INT	FF	FR
2021	8-3	13	6	19	5.0-29	4.0-25	0	1	0	0	0-0



87 Kole Taylor

Tight End
6-7 • 247 • So. • 1L
Grand Junction, Colo.
Grand Junction High School

Has the ability to help in the run game but is also a viable weapon in the passing game with his ability to stretch the field ... Great hands and a good route runner ... Took over as the starter at tight end late in the season during his freshman year ... Has appeared in 16 games with five starts during his career ... 12 career receptions for 104 yards and one touchdown.

SOPHOMORE SEASON (2021)

Caught first career TD pass, a 41-yarder, at Miss. State on Sept. 25, giving LSU a 28-10 fourth-quarter lead ... Started in the McNeese game on Sept. 11 and caught four passes for 22 yards.

KOLE TAYLOR'S CAREER HIGHS

Receptions: 4 vs. McNeese, 2021
Receiving Yards: 41 at Mississippi State, 2021
Receiving TDs: 1 at Mississippi State, 2021
Longest Reception: 41 (TD) at Mississippi State, 2021

KOLE TAYLOR'S CAREER RECEIVING STATISTICS

YEAR	G-GS	REC.	YDS.	TD	LONG
2020	7-2	6	36	0	20
2021	11-3	6	68	1	41 (TD)
TOTAL	18-5	12	104	0	41 (TD)



11 Brian Thomas Jr.

Wide Receiver
6-5 • 198 • Fr. • HS
Walker, La.
Walker High School

Outstanding young receiver that has been in the receiver rotation in 2021 ... Extremely athletic with tremendous wing span and leaping ability ... Two-sport standout at Walker High School ... Received many basketball scholarships offers as well.

TRUE FRESHMAN SEASON (2021)

Recorded four catches for 61 yards, including a 42-yard TD, in Nov. 20 game vs. UL Monroe ... Logged three receptions for 28 yards, including an eight-yard TD catch, at Alabama on Nov. 6 ... Caught two passes for 37 yards, including a long of 33 yards, at Ole Miss on Oct. 23 ... Started vs. Florida on Oct. 16 and caught two passes for 24 yards - had a 71-yard TD reception wiped out by a holding penalty ... Started game at Kentucky on Oct. 9 and caught three passes for 45 yards, including a long of 25 yards ... Recorded five catches for 32 yards on Oct. 2 vs. Auburn ... Caught three passes for 43 yards in first career SEC start at Miss. State, including a long of 20 yards ... Recorded two catches for 50 yards, including a long of 41 yards, in Sept. 18 win over Central Michigan ... Made first career start on Sept. 11 vs. McNeese, but did not record statistics ... Caught one pass for 18 yards in LSU debut at UCLA on Sept. 4.

BRIAN THOMAS JR.'S CAREER HIGHS

Receptions: 5 vs. Auburn, 2021
Receiving Yards: 61 vs. UL Monroe, 2021
Receiving TDs: 1 vs. UL Monroe, 2021; at Alabama, 2021
Longest Reception: 42 vs. UL Monroe, 2021

BRIAN THOMAS JR.'S CAREER RECEIVING STATISTICS

YEAR	G-GS	REC.	YDS.	TD	LONG
2021	10-8	23	301	2	42 (TD)
TOTAL	10-8	23	301	2	42 (TD)



58 Kardell Thomas

Offensive Line
6-3 • 326 • So. • Sqd.
Baton Rouge, La.
Southern Lab High School

Highly-touted high school offensive lineman that continues to develop at the collegiate level ... Had progress slowed as a true freshman with a preseason injury that sidelined him for most of 2019 ... Has played in seven career games - one in 2020 and six in 2021 ... Can play either guard position ... Baton Rouge area product and high school teammates with LSU running back Tyrion Price-Davis.

SOPHOMORE SEASON (2021)

Has taken on an expanded role late in the season, starting at guard in the Tigers' final two regular season games vs. UL Monroe and Texas A&M ... also saw action in games at UCLA, vs. McNeese, vs. Central Michigan and vs. Arkansas before making his first career start in the Nov. 20 UL Monroe game.



21 Jordan Toles

Safety
6-0 • 203 • So. • 1L
Baltimore, Md.
St. Frances Academy

Good cover skills and can step into the box and help with run support ... Great range and can make plays from sideline to sideline ... Appeared in eight games as a true freshman in 2020, finishing with four tackles.

SOPHOMORE SEASON (2021)

Credited with three tackles on Oct. 9 at Kentucky ... Made one solo stop on Oct. 2 vs. Auburn ... Collected one solo tackle each in Sept. 11 win over McNeese and Sept. 18 win over Central Michigan ... LSU's second-leading tackler in Sept. 4 season opener at UCLA with six stops (3 solo, 3 assists).

JORDAN TOLES' CAREER HIGHS

Tackles: 6 at UCLA, 2021
Tackles for loss: 0.5 at Texas A&M, 2020
Sacks: 0

JORDAN TOLES' CAREER STATISTICS

YEAR	G-GS	UT	AT	TT	TFL	SACKS	PBU	QBH	INT	FF	FR
2020	8-0	2	2	4	0.5-2	0	0	0	0	0	0
2021	6-0	6	6	12	0	0	0	0	0	0	0
TOTAL	14-0	8	8	16	0.5-2	0	0	0	0	0	0



69 Charles Turner

Offensive Line
6-6 • 284 • So. • 1L
Canton, Ohio
IMG Academy

Versatile offensive lineman that can play any position on the line for the Tigers ... Continues to develop and in time will be a key contributor on the offensive line for the Tigers ... Got a jump on his collegiate career by joining the Tigers in January of 2019 ... Took part in spring drills that year which accelerated his development and transition to the college game ... Has played in 13 games during his college career.

SOPHOMORE SEASON (2021)

Made first career start on Sept. 11 at McNeese, opening the game at right tackle; played 73 snaps in the contest and collected two knockdown blocks.



5 Jay Ward

Safety
6-1 • 180 • Jr. • 2L
Moultrie, Ga.
Colquitt County High School

• **2020 SEC Academic Honor Roll**

Made the switch from cornerback to safety during the spring and made an immediate impact ... Has a knack for finding the football and coming up with the big play ... Tremendous hand-eye coordination and ball skills, which was evident in his highlight reel interception against Florida in 2020 when he fell out of bounds, re-established himself inbounds and then intercepted a pass on his knees ... Also thrives on special teams – blocked a field goal in fourth quarter against Arkansas that helped preserve LSU win in 2020 ... For career, has appeared in 32 games with 13 starts ... 93 career tackles, 11 pass break-ups and five interceptions, returning one for a touchdown against Ole Miss in 2020 ... also has two blocked field goals in his career ... Member of the 2020 SEC Academic Honor Roll.

JUNIOR SEASON (2021)

Logged five tackles and one pass break-up in Nov. 27 Texas A&M game ... Registered six tackles, a 0.5 tackle for loss (-1 yard) and one interception in Nov. 20 UL Monroe game ... Recorded three tackles and one forced fumble in Nov. 13 Arkansas game ... Posted six tackles and one pass break-up in Nov. 6 game at Alabama ... LSU's second-leading tackler in Oct. 23 Ole Miss game with nine total stops and a 0.5 tackle for loss ... Recorded six tackles and returned an interception 26 yards to set up a TD in Oct. 16 win over Florida ... Logged six tackles on Oct. 9 at Kentucky ... LSU's second-leading tackler in Oct. 2 game vs. Auburn, recording 11 stops while also blocking a 52-yard Auburn field goal attempt in the third quarter ... After missing two games due to injury, returned to the starting lineup on Sept. 25 at Miss. State and collected six tackles ... Recorded two solo tackles as a starting safety in Sept. 4 season opener at UCLA.

JAY WARD'S CAREER HIGHS

Tackles: 11 vs. Auburn, 2021
 Interceptions: 2 vs. Ole Miss, 2020
 Pass Breakups: 3 vs. Mississippi State, 2020
 Blocked field goals: 1, 2x - vs. Auburn, 2021; at Arkansas, 2020

JAY WARD'S CAREER STATS

YEAR	G-GS	UT	AT	TT	TFL	SACKS	PBU	QBH	INT	FF	FR
2019	13-0	3	1	4	0-0	0-0	3	1	0	0	0
2020	9-3	21	8	29	0-0	0-0	6	0	3-47	0	0
2021	10-10	37	23	60	10-1	0-0	2	0	2-33	1	0
TOTALS	32-13	61	32	93	1.0-1	0-0	11	1	5-80	1	0



27 Josh Williams

Running Back
5-9 • 195 • So. • 1L
Houston, Texas
The Kinkaid School

• **2020 SEC Academic Honor Roll**

Former walk-on to the team that has since earned a scholarship ... Joined the team as a walk-on in 2019 and was awarded a scholarship after preseason camp in 2020 ... Turned down offers to some smaller Division I schools to attend LSU, a team that he was a huge fan of growing up ... Member of the 2020 SEC Academic Honor Roll ... Maintains a 3.5 grade point average in business.

SOPHOMORE SEASON (2021)

Rushed two times for 28 yards, including a 24-yard run, in Oct. 16 win vs. Florida ... Two carries for 15 yards in Sept. 18 win over Central Michigan ... Rushed four times for 16 yards in Sept. 11 win over McNeese.

JOSH WILLIAMS' CAREER HIGHS

Rushing attempts: 12 vs. Ole Miss, 2020
 Rushing yards: 55 vs. Ole Miss, 2020
 Rushing TDs: 0
 Long rush: 30 vs. Ole Miss, 2020

JOSH WILLIAMS' CAREER RUSHING STATISTICS

YEAR	G-GS	NO.	YARDS	TD	LONG
2019	0-0	0	0	0	0
2020	10-0	22	88	0	30
2021	12-0	16	75	0	24
TOTAL	22-0	38	163	0	30



61 Cameron Wire

Offensive Tackle
6-6 • 307 • Jr. • 1L
Gonzales, La.
East Ascension High School

Entered 2021 as the starting left tackle for the Tigers, but has been limited by injuries this season ... Coming off his most productive season at LSU in 2020 with six starts and nine appearances ... Versatile lineman that has played both guard and tackle during his career ... Has played in 21 games with nine starts (8 at left tackle, 1 at right guard).

JUNIOR SEASON (2021)

Posted highest grade among Tiger O-linemen in Nov. 13 Arkansas game, playing 68 snaps with one knockdown block and one dominating block ... Recorded 77 snaps at left tackle in Nov. 6 game at Alabama ... Played 28 snaps at left tackle with one knockdown block at Kentucky on Oct. 9 ... After missing three games due to injury, logged 22 snaps at left tackle in the Oct. 2 Auburn game ... Started at left tackle at UCLA on Sept. 4, playing 44 snaps with one knockdown block.



36 Cade York

Placekicker
6-1 • 198 • Jr. • 2L
McKinney, Texas
Prosper High School

- **2021 Second-Team All-SEC**
- **SEC Special Teams Player of the Week (Nov. 29, 2021)**
- **2020 Second Team All-America (AP, FWAA)**
- **2020 First Team All-SEC (Coaches)**
- **2020 Second Team All-SEC (AP)**
- **2020 SEC Special Teams Player of the Week (at Florida)**
- **2020 SEC Academic Honor Roll**
- **2019 SEC All-Freshman Team**
- **2019 Second Team All-SEC (AP)**
- **2019 SEC Special Teams Player of the Week (at Texas)**

One of the top kickers in LSU history and the school-record holder for longest field goal in program annals ... Kicked his way into the LSU record books with a game-winning 57-yard field goal in the fog to help the Tigers beat No. 6 Florida, 37-34, on Dec. 12, 2020 ... Earned second team All-America honors from the Associated Press and the Football Writers Association of America in 2020 ... Also a first team All-SEC selection by the SEC Coaches and second team by AP in 2020 ... LSU record holder for 50-yard field goals in a career (15), in a season (6) and the only player in school history to kick two 50+ yard field goals in a game (twice - vs. Texas A&M, 2019, and vs. McNeese, 2021) ... LSU single-season record holder for points by kicking in a season with 152 and PATs (89) in 2019 ... Ranks No. 2 in LSU history (tied with Colt David, 2005-08) in career field goals (54) ... Ranks No. 2 in LSU history in total points scored by kicking with 326 ... Is 164-of-168 on point-after touchdowns ... His 164 career PATs rank No. 2 in LSU history ... holds the LSU record with 118 consecutive made PATs, a streak that is active heading into the Texas Bowl vs. Kansas State.

JUNIOR SEASON (2021)

Earned 2021 second-team all-SEC recognition from the league coaches ... Named SEC Special Teams Player of the Week after he nailed fields goals of 50 and 47 yards in Nov. 27 Texas A&M game ... Connected on two-of-three field goals in Nov. 20 UL Monroe games, as the made kicks covered 27 and 50 yards ... Hit two-of-three field goals attempts in Nov. 13 Arkansas game, connecting on kicks of 34 and 45 yards and missing from 55 yards ... Connected on a 47-yard field goal at Ole Miss on Oct. 23; his miss from 55 yards at Ole Miss is his only failed attempt this season in 10 tries ... Booted four field goals - including a long of 51 yards - on Oct. 2 vs. Auburn ... York's two field goals against McNeese on Sept. 11, 2021, covered 55 and 56 yards ... the 55-yarder set the Tiger Stadium record for longest field goal, and he broke the mark later in the game with the 56-yarder.

CADE YORK'S CAREER HIGHS

Points scored: 17 vs. Ole Miss, 2020
 Kick PATs: 9 vs. Oklahoma, 2019
 Field goals made: 4, 2x - vs. Auburn, 2021; vs. Ole Miss, 2020
 Field goal attempts: 4, 4x (Last: vs. Auburn, 2021)
 Longest field goal: 57 at Florida, 2020 (school record)

CADE YORK'S FIELD GOALS

In Tiger Stadium: 26-of-30
 In Road Games: 25-of-30
 In Neutral Site Games: 3-of-6

CADE YORK'S CAREER STATISTICS

FIELD GOALS

YEAR	G	FGM-FGA	<20	20-29	30-39	40-49	50+	LONG	PAT	POINTS
2019	15	21-27	0-0	8-8	4-4	5-10	4-5	52	89-93	152
2020	10	18-21	0-0	4-4	5-6	3-4	6-7	57	36-36	90
2021	12	15-18	0-0	4-4	3-3	3-4	5-7	56	39-39	84
TOTALS	37	54-66	0-0	16-16	12-13	11-18	15-19	57	164-168	326

CAREER GAMES PLAYED/STARTS

(Games Played/Starts)	'17	'18	'19	'20	'21	Total	Consecutive Starts
Alex Adams, WR	--	--	--	3/0	6/0	9/0	-
Andre Anthony, LB	--	13/3	9/2	9/7	3/3	35/15	-
Avery Atkins, PK	--	13/0	13/0	10/0	12/0	49/0	-
Micah Baskerville, LB	--	8/1	11/0	8/8	12/12	39/21	12
Jake Bech, TE	--	--	--	--	12/7	12/7	2
Kayshon Boutte, WR	--	--	--	10/5	6/6	16/11	-
Anthony Bradford, OL	--	--	3/0	7/0	6/5	16/5	-
Tre Bradford, RB	--	--	--	--	1/0	1/0	-
Myles Brennan, QB	6/0	1/0	9/0	3/3	--	19/3	-
Major Burns, S	--	--	--	--	5/5	5/5	-
Pig Cage, CB	--	--	--	--	7/0	7/0	-
Zavier Carter, DE	--	--	--	--	6/0	6/0	-
Jarell Cherry, LB	--	1/0	3/0	1/1	5/0	10/0	-
Damone Clark, LB	--	13/0	14/3	10/7	12/12	49/21	13
Lloyd Cole, CB	--	--	13/0	4/0	12/0	27/0	-
Derrick Davis Jr., S	--	--	--	--	11/0	11/0	-
Tyrion Davis-Price, RB	--	--	13/0	9/5	12/11	34/16	10
Austin Deculus, OL	13/0	13/12	13/13	10/10	11/11	60/46	10
Nick Demas, RB	--	--	--	--	8/0	8/0	-
Garrett Dellinger, OL	--	--	--	--	12/4	12/4	3
Marcus Dumervil, OL	--	--	--	1/0	10/1	11/1	-
John Emery Jr., RB	--	--	10/0	9/3	--	19/3	-
Darren Evans, CB	--	--	--	9/1	12/4	21/5	4
Joseph Evans, DL	--	--	3/1	7/5	5/4	14/9	-
Neil Farrel Jr., DE	5/0	10/0	13/3	10/7	12/12	50/22	17
Hunter Faust, LB	--	--	1/0	3/0	1/0	5/0	-
Cordale Flott, CB	--	--	14/1	10/10	11/10	35/21	3
Soni Fonua, OLB	--	--	4/0	7/0	10/4	19/4	4
Evan Francioni, WR	--	--	--	7/0	12/0	19/0	-
Ali Gaye, DL	--	--	--	10/10	4/4	14/14	-
Dylan Gibbs, LB	--	--	--	--	4/0	4/0	-
Armoni Goodwin, RB	--	--	--	--	6/0	6/0	-
Jacobian Guillory, DL	--	--	--	1/0	10/0	11/0	-
Todd Harris Jr., S	13/0	11/1	3/1	10/6	6/0	43/8	-
Xavier Hill, OL	--	--	--	1/0	3/2	4/2	-
Chris Hilton, WR	--	--	--	--	3/1	3/1	-
Chasen Hines, OL	--	8/1	10/0	9/9	7/6	33/16	-
Ed Ingram, OG	13/12	--	9/2	9/9	11/11	42/34	2
Landon Jackson, DE	--	--	--	--	5/0	5/0	-
Jaray Jenkins, WR	--	--	6/0	10/7	12/5	28/12	1
Max Johnson, QB	--	--	--	6/2	12/12	18/14	14
Raydarius Jones, CB	--	--	4/0	3/0	9/0	16/0	-
Salvion Jones, DE	--	--	--	--	10/0	10/0	-
Mike Jones Jr., LB	--	--	--	--	12/4	12/4	4
Corey Kiner, RB	--	--	--	--	10/0	10/0	-
Jontre Kirklin, CB	12/0	12/0	12/0	10/3	8/0	54/3	-
Matthew Langlois, DB	--	--	--	--	7/0	7/0	-
Bryce Langston, DL	--	--	--	--	1/0	1/0	-
Devonta Lee, WR	--	--	12/0	7/0	12/0	30/0	-
Cameron Lewis, S	2/0	3/0	13/0	9/0	10/8	37/8	7
Desmond Little, DE	--	--	--	--	5/0	5/0	-
Glen Logan, DE	12/2	13/10	11/10	8/8	6/6	50/36	6
Marlon Martinez, OL	--	--	--	9/0	12/3	21/3	-
Jack Mashburn, TE	--	--	--	3/0	10/3	13/3	-
Ezekeal Mata, PK	--	--	--	--	--	--	-
Darius McGhee, CB	--	--	--	--	10/0	10/0	-
Dwight McGlothern, CB	--	--	--	7/0	10/6	17/6	-
Aaron Moffitt, TE	--	--	12/0	--	1/0	12/0	-
Koy Moore, WR	--	--	--	10/1	6/0	16/1	-
Malik Nabers, WR	--	--	--	--	10/5	10/5	1
Corren Norman, RB	--	--	--	3/0	5/0	8/0	-
Garrett Nussmeier, QB	--	--	--	--	4/0	4/0	-
BJ Ojulari, OLB	--	--	--	10/1	12/11	22/12	11
Trey Palmer, WR	--	--	9/0	8/0	11/5	28/5	1
Spencer Payne, OL	--	--	--	--	10/0	10/0	-
Greg Penn III, LB	--	--	--	--	9/0	9/0	-
Eli Ricks, CB	--	--	--	10/7	6/6	16/13	-
Jaquelin Roy, DL	--	--	--	9/0	12/0	21/0	-
Sage Ryan, S	--	--	--	--	3/2	3/2	-
Antoine Sampah, LB	--	--	--	5/0	2/0	7/0	-
Liam Shanahan, OL	--	--	--	10/10	12/12	22/22	22
Quentin Skinner, LS	--	1/0	--	10/0	12/0	23/0	-
Jared Small, LB	4/0	5/0	--	6/0	--	15/0	-
Maason Smith, DT	--	--	--	--	8/3	8/3	-
Deion Smith, WR	--	--	--	--	6/3	6/3	-
Preston Stafford, K	--	--	--	--	2/0	2/0	-
Derek Stingley Jr., CB	--	--	14/14	7/7	3/3	23/23	-
Navonteque Strong, LB	--	--	--	--	8/2	8/2	-
Kole Taylor, TE	--	--	--	7/2	11/3	18/5	-
Brian Thomas Jr., WR	--	--	--	--	11/9	11/9	-
Kardell Thomas, OL	--	--	--	1/0	6/2	7/2	2
Jordan Toles, S	--	--	--	8/0	6/0	14/0	-
Charles Turner, OL	--	--	2/0	8/1	4/1	14/2	-
Jay Ward, CB	--	--	11/0	9/3	9/9	29/12	8
Phillip Webb, LB	--	--	--	--	2/0	2/0	-
Josh White, LB	--	--	--	10/0	--	10/0	-
Josh Williams, RB	--	--	--	10/0	12/0	22/0	-
Cameron Wire, OT	--	--	5/0	9/6	6/3	20/9	-
Cade York, K	--	--	13/0	10/0	11/0	34/0	-

GAME-BY-GAME PARTICIPATION

[illegible]

GAME-BY-GAME NOTABLES

Opponent	Captains	Coin Toss	Kickoff/Receive	LSU 1st Poss.	Game Time (CT)	Game Length	Jerseys	Result
at UCLA	Anthony, Atkins, Clark, Deculus, Ingram	Won	Kickoff	Punt	7:30 p.m.	3:57	White	L, 38-27
vs. McNeese	Boutte, Farrell, Lee, Lewis, York	Won	Kickoff	Touchdown	7:00 p.m.	4:03	White	W, 34-7
vs. Central Mich.	Anthony, Evans, Jenkins, Ojulari, Shanahan	Lost	Receive	Touchdown	6:30 p.m.	3:14	Purple	W, 49-21
at Mississippi St.	Boutte, Johnson, Jones, Ojulari, Ward	Lost	Kickoff	Touchdown	11:00 a.m.	3:30	White	W, 28-25
vs. Auburn	Atkins, Flott, Fonua, Jenkins, Kirklin	Lost	Kickoff	Touchdown	8:10 p.m.	3:35	White	L, 24-19
at Kentucky	Cherry, Clark, Francioni, Shanahan, York	Lost	Receive	Turnover	6:30 p.m.	3:13	White	L, 42-21
vs. Florida	Clark, Fonua, Kirklin, Mashburn, Payne	Lost	Receive	Punt	11:07 a.m.	3:34	White	W, 49-42
at Ole Miss	Davis-Price, Farrell, Jenkins, Logan, Skinner	Lost	Kick	Touchdown	2:39 p.m.	3:20	White	L, 31-17
at Alabama	Deculus, Farrell, Ingram, Logan, Payne	Won	Kick	Touchdown	6:05 p.m.	3:29	White	L, 20-14
vs. Arkansas	Farrell, Fonua, Jenkins, Kirklin, Mashburn	Lost	Receive	Punt	6:39 p.m.	3:27	White	L, 16-13
vs. ULM	Cole, Lee, Lewis, Palmer, Ward	Won	Kick	Touchdown	8:05 p.m.	3:08	Purple	W, 27-14
vs. Texas A&M	Atkins, Clark, Davis-Price, Deculus, Farrell	Lost	Receive	Field Goal	6:05 p.m.	3:27	White	W, 27-24

2021 OFFENSIVE GAME-BY-GAME STARTERS

GAME	LT	LG	C	RG	RT	TE	WR	WR	RB	WR	QB
at UCLA	Wire	Ingram	Shanahan	Bradford	Deculus	Bech	Boutte	Jenkins	Davis-Price	Palmer	Johnson
vs. McNeese	Hill	Ingram	Shanahan	Martinez	Turner	Taylor	Boutte	Palmer	Davis-Price	Thomas Jr.	Johnson
vs. Central Mich.	Hill	Ingram	Shanahan	Hines	Deculus	Bech	Boutte	Smith	Davis-Price	Thomas Jr.	Johnson
at Mississippi St.	Dellinger	Ingram	Shanahan	Hines	Deculus	Bech	Boutte	Smith	Davis-Price	Thomas Jr.	Johnson
vs. Auburn	Bradford	Ingram	Shanahan	Hines	Deculus	Bech	Boutte	Palmer	Davis-Price	Nabers	Johnson
at Kentucky	Bradford	Ingram	Shanahan	Hines	Deculus	Taylor	Boutte	Smith	Davis-Price	Thomas Jr.	Johnson
vs. Florida	Bradford	Ingram	Shanahan	Hines	Deculus	Mashburn	Jenkins	Nabers	Davis-Price	Thomas Jr.	Johnson
at Ole Miss	Bradford	Ingram	Shanahan	Martinez	Deculus	Mashburn	Jenkins	Nabers	Davis-Price	Thomas Jr.	Johnson
at Alabama	Wire	Ingram	Shanahan	Hines	Deculus	Bech	Jenkins	Nabers	Davis-Price	Thomas Jr.	Johnson
vs. Arkansas	Wire	Dellinger	Shanahan	Martinez	Deculus	Dumervil (OL)	Mashburn (TE)	Palmer	Davis-Price	Thomas Jr.	Johnson
vs. ULM	Dellinger	Ingram	Shanahan	Thomas	Deculus	Taylor	Bech	Hilton	Davis-Price	Thomas Jr.	Johnson
vs. Texas A&M	Dellinger	Ingram	Shanahan	Thomas	Deculus	Bech	Jenkins	Palmer	Davis-Price	Nabers	Johnson

2021 DEFENSIVE GAME-BY-GAME STARTERS

GAME	DE	DT	DT	DE	LB	LB	LB	CB	S	S	CB
at UCLA	Anthony	Farrell Jr.	Evans	Gaye	Clark	Baskerville	Flott (NICK)	Stingley Jr.	Ward	Burns	Ricks
vs. McNeese	Anthony	Farrell Jr.	Evans	Ojulari	Clark	Baskerville	Flott (NICK)	Stingley Jr.	Lewis	Burns	Ricks
vs. Central Michigan	Anthony	Farrell Jr.	Evans	Ojulari	Clark	Baskerville	Strong	Stingley Jr.	Flott	Burns	Ricks
at Mississippi St.	Gaye	Farrell Jr.	Ward (DIME)	Ojulari	Clark	Baskerville	Flott (NICK)	McGlothern	Lewis	Burns	Ricks
vs. Auburn	Gaye	Farrell Jr.	Evans	Ojulari	Clark	Baskerville	Flott (NICK)	McGlothern	Ward	Burns	Ricks
at Kentucky	Gaye	Farrell Jr.	Smith	Ojulari	Clark	Baskerville	Strong	McGlothern	Ward	Lewis	Ricks
vs. Florida	Logan	Farrell Jr.	Smith	Ojulari	Clark	Baskerville	Flott (NICK)	McGlothern	Ryan	Lewis	Ward
at Ole Miss	Logan	Farrell Jr.	Smith	Ojulari	Clark	Baskerville	Flott (NICK)	McGlothern	Ryan	Lewis	Ward
at Alabama	Logan	Farrell Jr.	Fonua	Ojulari	Clark	Baskerville	Jones Jr.	McGlothern	Ward	Lewis	Evans
vs. Arkansas	Logan	Farrell Jr.	Fonua	Ojulari	Clark	Baskerville	Jones Jr.	Flott	Ward	Lewis	Evans
vs. ULM	Logan	Farrell Jr.	Fonua	Ojulari	Clark	Baskerville	Jones Jr.	Flott	Ward	Lewis	Evans
vs. Texas A&M	Logan	Farrell Jr.	Fonua	Ojulari	Clark	Baskerville	Jones Jr.	Flott	Ward	Lewis	Evans

LSU'S 20-YARD PLAYS

Play Breakdown

Pass.....	41
Rush.....	12
TOTAL.....	53

BY GAME

at UCLA.....	3
vs. McNeese St.	5
vs. Central Michigan.....	9
at Mississippi St.....	4
vs. Auburn.....	4
at Kentucky.....	4
vs. Florida.....	7
at Ole Miss.....	3
at Alabama.....	3
vs. Arkansas.....	2
vs. ULM.....	4
vs. Texas A&M.....	5
TOTAL.....	53

BY QUARTER

1st.....	4
2nd.....	11
3rd.....	15
4th.....	15
Overtime.....	1

RUSHING

Tyrion Davis-Price.....	6
Corey Kiner.....	2
Armoni Goodwin.....	1
Josh Williams.....	1

PASSING

Max Johnson.....	35
Garrett Nussmeier.....	3
Avery Atkins.....	1

RECEIVING

Malik Nabers.....	7
Kayshon Boutte.....	6
Jack Bech.....	5
Trey Palmer.....	5
Brian Thomas Jr.....	5
Deion Smith.....	3
Jaray Jenkins.....	4
Tyrion Davis-Price.....	1
Devonta Lee.....	1
Koy Moore.....	1
Kole Taylor.....	1
Jontre Kirklin.....	1
Jack Mashburn.....	1

20 OR MORE TOUCHDOWNS

Kayshon Boutte.....	3
Jack Bech.....	2
Tyrion Davis-Price.....	2
Jaray Jenkins.....	2
Malik Nabers.....	2
Deion Smith.....	2
Jaray Jenkins.....	1
Corey Kiner.....	1
Devonta Lee.....	1
Trey Palmer.....	1
Brian Thomas Jr.....	1

20-Plus Yards Plays of 2021

Yards	Type	Player	Opp.	Qtr.
67	Pass	Malik Nabers from Max Johnson for a TD*	ULM	2
64	Pass	Kayshon Boutte from Max Johnson for a TD*	MSU	3
61	Pass	Trey Palmer from Max Johnson for a TD*	A&M	2
58	Pass	Trey Palmer from Max Johnson for a TD*	MSU	3
55	Pass	Kayshon Boutte from Max Johnson for a first down	AUB	1
48	Pass	Malik Nabers from Max Johnson for a first down	ULM	1
45	Pass	Kayshon Boutte from Max Johnson for a TD*	UCLA	4
45	Pass	Jaray Jenkins from Max Johnson for a TD*	A&M	1
44	Pass	Kayshon Boutte from Max Johnson for a TD*	UCLA	3
44	Pass	Trey Palmer from Max Johnson for a first down	OLE	1
42	Pass	Brian Thomas Jr. from Max Johnson for a first down	ULM	3
41	Pass	Kole Taylor from Max Johnson for a TD*	MSU	3
41	Pass	Malik Nabers from Max Johnson for a TD*	KEN	4
41	Pass	Brian Thomas Jr. from Max Johnson for a first down	CMU	2
40	Pass	Deion Smith from Max Johnson for a TD*	CMU	1
40	Rush	Tyrion Davis-Price for a TD*	FLA	3
40	Pass	Jack Bech from Max Johnson for a first down	AUB	2
37	Pass	Kayshon Boutte from Max Johnson for a first down	KEN	4
37	Rush	Tyrion Davis-Price for a first down	ALA	4
34	Pass	Deion Smith from Max Johnson for a first down	CMU	3
34	Pass	Trey Palmer from Max Johnson for a first down	ALA	3
33	Pass	Jontre Kirklin from Garrett Nussmeier for a first down	OLE	4
31	Pass	Kayshon Boutte from Max Johnson for a TD*	AUB	1
31	Pass	Jack Bech from Max Johnson for a first down	CMU	2
31	Pass	Jaray Jenkins from Max Johnson for a first down	A&M	4
30	Rush	Tyrion Davis-Price for a first down	KEN	3
29	Pass	Jack Bech from Garrett Nussmeier for a TD*	ARK	1
29	Rush	Tyrion Davis-Price for a first down	A&M	3
28	Pass	Deion Smith from Max Johnson for a TD*	CMU	1
28	Pass	Jaray Jenkins from Max Johnson for a TD*	FLA	2
28	Pass	Koy Moore from Garrett Nussmeier for a first down	CMU	4
28	Pass	Jaray Jenkins from Max Johnson for a TD*	A&M	4
26	Rush	Corey Kiner for a first down	CMU	4
26	Pass	Jack Mashburn from Avery Atkins for a first down	ALA	1
25	Rush	Tyrion Davis-Price for a TD*	FLA	3
25	Pass	Malik Nabers from Max Johnson for a first down	AUB	2
25	Pass	Brian Thomas Jr. from Max Johnson for a first down	KEN	4
24	Pass	Jack Bech from Max Johnson for a first down	MCN	1
24	Pass	Malik Nabers from Max Johnson for a first down	FLA	3
24	Rush	Josh Williams for a first down	FLA	4
24	Pass	Malik Nabers from Garrett Nussmeier for a first down	ARK	5
23	Rush	Tyrion Davis-Price for a TD*	MCN	4
23	Pass	Brian Thomas Jr. from Garrett Nussmeier for a first down	OLE	4
21	Pass	Devonta Lee from Max Johnson for a TD*	CMU	3
21	Rush	Armoni Goodwin for a first down	MCN	1
21	Rush	Tyrion Davis-Price for a first down	MCN	2
21	Pass	Tyrion Davis-Price from Max Johnson for a first down	MCN	3
21	Rush	Tyrion Davis-Price for a first down	FLA	3
21	Pass	Malik Nabers from Max Johnson for a first down	ULM	1
20	Pass	Jack Bech from Max Johnson for a TD*	CMU	2
20	Pass	Trey Palmer from Max Johnson for a first down	UCLA	3
20	Pass	Brian Thomas Jr. from Max Johnson for a first down	MSU	2
20	Rush	Tyrion Davis-Price for a first down	FLA	4

*Denotes play resulted in touchdown.

LSU TEAM GAME HIGHS

Rushes	45	vs. Florida (Oct. 16, 2021)
Yards Rushing	321	vs. Florida (Oct. 16, 2021)
Yards Per Rush	7.1	vs. Florida (Oct. 16, 2021)
TD Rushes	3	vs. Florida (Oct. 16, 2021)
Pass attempts	46	at UCLA (Sept. 4, 2021)
Pass completions	27	vs. Central Michigan (Sept. 18, 2021)
Yards Passing	400	vs. Central Michigan (Sept. 18, 2021)
Yards Per Pass	16.5	at Mississippi St. (Sept. 25, 2021)
TD Passes	5	vs. Central Michigan (Sept. 18, 2021)
Total Plays	79	vs. Arkansas (Nov. 13, 2021)
Total Offense	484	vs. Central Michigan (Sept. 18, 2021)
Yards Per Play	7.7	vs. Central Michigan (Sept. 18, 2021)
Points	49	vs. Central Michigan (Sept. 18, 2021)
		vs. Florida (Oct. 16, 2021)
Sacks By	8	vs. McNeese St. (Sept. 11, 2021)
First Downs	27	at UCLA (Sept. 4, 2021)
Penalties	6	vs. Central Michigan (Sept. 18, 2021)
		vs. Auburn (Oct. 2, 2021)
		at Alabama (Nov. 6, 2021)
Penalty Yards	57	vs. Central Michigan. (Sept. 18, 2021)
Turnovers	3	at Ole Miss (Oct. 23, 2021)
		vs. Arkansas (Nov. 13, 2021)
Interceptions By	4	vs. Florida (Oct. 16, 2021)
Punts	8	vs. Texas A&M (Nov. 27, 2021)
Punting Avg	53.3	at Kentucky (Oct. 9, 2021)
Long Punt	56	vs. Florida (Sept. 18, 2021)
Punts inside 20	4	at UCLA (Sept. 4, 2021)
Long Punt Return	24	at Mississippi St. (Sept. 25, 2021)

OPPONENT TEAM GAME HIGHS

Rushes	50	at Ole Miss (Oct. 23, 2021)
Yards Rushing	330	at Kentucky (Oct. 9, 2021)
Yards Per Rush	7.3	at Kentucky (Oct. 9, 2021)
TD Rushes	3	at Kentucky (Oct. 9, 2021)
		at Ole Miss (Oct. 23, 2021)
Pass attempts	62	at Mississippi St. (Sept. 25, 2021)
Pass completions	47	at Mississippi St. (Sept. 25, 2021)
Yards Passing	371	at Mississippi St. (Sept. 25, 2021)
Yards Per Pass	28.9	at UCLA (Sept. 4, 2021)
TD Passes	4	vs. Florida (Oct. 16, 2021)
Total Plays	88	at Mississippi St. (Sept. 25, 2021)
Total Offense	488	vs. Florida (Oct. 16, 2021)
Yards Per Play	7.7	at Kentucky (Oct. 9, 2021)
Points	42	at Kentucky (Oct. 9, 2021)
		vs. Florida (Oct. 16, 2021)
Sacks By	6	vs. Texas A&M (Nov. 27, 2021)
First Downs	29	at Mississippi St. (Sept. 25, 2021)
Penalties	12	at Ole Miss (Oct. 23, 2021)
Penalty Yards	106	at Ole Miss (Oct. 23, 2021)
Turnovers	4	vs. Arkansas (Nov. 13, 2021)
Interceptions By	2	at UCLA (Sept. 4, 2021)
Punts	12	vs. McNeese St. (Sept. 11, 2021)
Punting Avg	49.0	vs. Central Michigan (Sept. 18, 2021)
Long Punt	60	vs. Central Michigan (Sept. 18, 2021)
Punts inside 20	4	vs. Central Michigan (Sept. 18, 2021)
Long Punt Return	26	vs. Arkansas (Nov. 13, 2021)

LSU INDIVIDUAL GAME HIGHS

Rushes	36	Tyrion Davis Price vs. Florida (Oct. 16, 2021)
Yards Rushing	287	Tyrion Davis-Price vs. Florida (Oct. 16, 2021)
TD Rushes	3	Tyrion Davis-Price vs. Florida (Oct. 16, 2021)
Long Rush	40	Tyrion Davis-Price vs. Florida (Oct. 16, 2021)
Pass attempts	46	Max Johnson at UCLA (Sept. 4, 2021)
		Max Johnson vs. Auburn (Oct. 2, 2021)
Pass completions	26	Max Johnson at UCLA (Sept. 4, 2021)
		M. Johnson vs. Central Michigan (Sept. 18, 2021)
Yards Passing	372	M. Johnson vs. Central Michigan (Sept. 18, 2021)
TD Passes	5	M. Johnson vs. Central Michigan (Sept. 18, 2021)
Long Pass	67	Max Johnson vs. ULM (Nov. 20, 2021)
Receptions	9	Kayshon Boutte at UCLA (Sept. 4, 2021)
Yards Receiving	169	Jaray Jenkins vs. Texas A&M (Nov. 27, 2021)
TD Receptions	3	Kayshon Boutte at UCLA (Sept. 4, 2021)
		Jaray Jenkins vs. Florida (Oct. 16, 2021)
Long Reception	67	Malik Nabers vs. ULM (Nov. 20, 2021)
Field Goals	4	Cade York vs. Auburn (Oct. 2, 2021)
Long Field Goal	56	Cade York vs. McNeese St. (Sept. 11, 2021)
Punts	8	Avery Atkins vs. Texas A&M (Nov. 27, 2021)
Punting Avg	53.3	Avery Atkins at Kentucky (Oct. 9, 2021)
Long Punt	56	Avery Atkins vs. Florida (Oct. 16, 2021)
Punts inside 20	4	Avery Atkins at UCLA (Sept. 4, 2021)
Long Punt Return	24	Trey Palmer at Mississippi St. (Sept. 25, 2021)
Long Kickoff Return	28	Trey Palmer vs. Florida (Oct. 16, 2021)
Tackles	20	Damone Clark at Ole Miss (Oct. 23, 2021)
Sacks	3.0	Maason Smith vs. McNeese St. (Sept. 11, 2021)
Tackles For Loss	3.5	Maason Smith vs. McNeese St. (Sept. 11, 2021)
		Micah Baskerville vs. Arkansas (Nov. 13, 2021)
		Damone Clark vs. Texas A&M (Nov. 27, 2021)
Interceptions	1	Eli Ricks at UCLA (Sept. 4, 2021)
		Major Burns vs. Central Michigan (Sept. 18, 2021)
		Cordale Flott at Mississippi St. (Sept. 25, 2021)
		Damone Clark vs. Florida (Oct. 16, 2021)
		Micah Baskerville vs. Florida (Oct. 16, 2021)
		Jay Ward vs. Florida (Oct. 16, 2021)
		Dwight McGlothorn vs. Florida (Oct. 16, 2021)
		Jay Ward vs. ULM (Nov. 20, 2021)

OPPONENT INDIVIDUAL GAME HIGHS

Rushes	21	Malik Jackson vs. ULM (Nov. 20, 2021)
Yards Rushing	147	Chris Rodriguez Jr. at Kentucky (Oct. 9, 2021)
TD Rushes	2	Will Levis at Kentucky (Oct. 9, 2021)
Long Rush	44	Jarqueze Hunter vs. Auburn (Oct. 2, 2021)
Pass attempts	62	Will Rogers at Mississippi St. (Sept. 25, 2021)
Pass completions	47	Will Rogers at Mississippi St. (Sept. 25, 2021)
Yards Passing	371	Will Rogers at Mississippi St. (Sept. 25, 2021)
TD Passes	3	D. Thompson-Robinson at UCLA (Sept. 4, 2021)
		Will Rogers at Mississippi St. (Sept. 25, 2021)
		Will Levis at Kentucky (Oct. 9, 2021)
		Anthony Richardson vs. Florida (Oct. 16, 2021)
		Zach Calzada vs. Texas A&M (Nov. 27, 2021)
Long Pass	78	J. Simon vs. Central Michigan (Sept. 18, 2021)
Receptions	10	Jameson Williams at Alabama (Nov. 6, 2021)
Yards Receiving	160	Jameson Williams at Alabama (Nov. 6, 2021)
TD Receptions	2	Justin Shorter vs. Florida (Oct. 16, 2021)
		Jalen Preston vs. Texas A&M (Nov. 27, 2021)
Long Reception	78	J. Sullivan vs. Central Michigan (Sept. 18, 2021)
Field Goals	3	Anders Carlson vs. Auburn (Oct. 2, 2021)
		Cam Little vs. Arkansas (Nov. 13, 2021)
Long Field Goal	51	Anders Carlson vs. Auburn (Oct. 2, 2021)
Punts	10	Callum Eddings vs. McNeese St. (Sept. 4, 2021)
Punting Avg	49.0	L. Elzinga vs. Central Michigan (Sept. 18, 2021)
Long Punt	60	L. Elzinga vs. Central Michigan (Sept. 18, 2021)
Punts inside 20	4	L. Elzinga vs. Central Michigan (Sept. 18, 2021)
Long Punt Return	26	Bryce Stephens vs. Arkansas (Nov. 13, 2021)
Long Kickoff Return	27	Kazmeir Allen at UCLA (Sept. 4, 2021)
Tackles	13	Bumper Pool vs. Arkansas (Nov. 13, 2021)
Sacks	3.5	Michael Clemons vs. Texas A&M (Nov. 27, 2021)
Tackles For Loss	4.0	Will Anderson at Alabama (Nov. 6, 2021)
Interceptions	1	Caleb Johnson at UCLA (Sept. 4, 2021)
		Devonni Reed vs. Central Michigan (Sept. 18, 2021)
		Emmanuel Forbes at Mississippi St. (Sept. 25, 2021)
		Bydarrus Knighten vs. Auburn (Oct. 2, 2021)
		Tysheem Johnson at Ole Miss (Oct. 23, 2021)
		Jalyn Armour-Davis at Alabama (Nov. 6, 2021)
		Myles Slusher vs. Arkansas (Nov. 13, 2021)
		Montaric Brown vs. Arkansas (Nov. 13, 2021)
		Josh Newton vs. ULM (Nov. 20, 2021)

DRIVE SUPERLATIVES

Longest Drive

Longest Drive	LSU	Opponents
No. of Plays	15 vs. ULM (11/20/2021) results in TOD	14 at Mississippi St (9/25/2021) results in a Missed FG
By No. of Yards	93 vs. Central Michigan (9/18/2021) results in a TD	92 vs. Auburn (10/2/2021) results in a TD
By Time of Possession	7:17 vs. ULM (11/20/2021) results in a TOD	6:06 at Alabama (11/6/2021) results in TD

Shortest Drive

Shortest Drive	LSU	Opponents
By No. of Plays	1 vs. Central Michigan (9/18/2021) results in Half	1 at UCLA (9/4/2021) results in a TD
	1 at Mississippi St. (9/25/2021) results in TD	1 vs. McNeese St (9/11/2021) results in End of Half
	1 vs. Auburn (10/2/2021) results in Half	1 vs. Florida (10/16/2021) results in INT
	1 vs. Florida (10/16/2021) results in TD	1 vs. Arkansas (11/13/2021) results in End of Regulation
	1 at Ole Miss (10/23/2021) results in Half	1 vs. Texas A&M (11/27/2021) results in Half
By No. of Yards	-16 vs. Florida (10/16/2021) results in Punt	-11 vs. Arkansas (11/13/2021) results in a Punt
		-11 vs. Texas A&M (11/21/2021) results in End of Game
By Time of Possession	0:07 vs. Florida (9/25/2021) results in a TD	0:10 vs. McNeese St. (9/11/2021) results in End of Half

SCORING DRIVE BREAKDOWN

Yardage	LSU		Opponent	
	TD	FG	TD	FG
No. Drive	-	-	-	-
Neg. Yards	-	-	-	-
0-9	-	-	1	1
10-19	-	3	1	-
20-29	3	3	1	1
30-39	1	1	1	-
40-49	2	3	3	3
50-59	2	4	5	2
60-69	10	1	7	2
70-79	11	-	17	2
80-89	4	-	2	1
90-99	5	-	1	-
TOTALS	38	15	39	12

GAME-OPENING DRIVES

	LSU			Opponent		
	PTS	1STS	YDS	PTS	1STS	YDS
at UCLA	0	2	35	0	1	28
vs. McNeese	7	2	62	0	0	6
vs. Central Michigan	7	4	65	0	1	8
at Mississippi State	7	3	65	0	2	38
vs. Auburn	7	3	91	0	1	27
at Kentucky	0	2	28	7	2	44
vs. Florida	0	1	18	0	0	2
at Ole Miss	7	3	90	0	1	11
at Alabama	7	3	68	0	2	43
vs. Arkansas	0	0	5	3	1	23
vs. ULM	7	1	64	0	0	1
vs. Texas A&M	3	3	44	0	1	18
TOTALS	52	27	635	10	12	249

THREE AND OUTS

	LSU		Opponent	
	THREE AND OUTS/DRIVES	THREE AND OUTS/DRIVES	THREE AND OUTS/DRIVES	THREE AND OUTS/DRIVES
at UCLA	3/12		2/13	
vs. McNeese	4/15		8/15	
vs. Central Michigan	3/13		3/12	
at Mississippi State	1/11		1/11	
vs. Auburn	2/11		2/11	
at Kentucky	0/10		1/11	
vs. Florida	4/13		3/14	
at Ole Miss	3/11		2/11	
at Alabama	4/13		5/12	
vs. Arkansas	3/14		6/15	
vs. ULM	3/11		3/12	
vs. Texas A&M	2/13		5/14	
TOTALS	32/147		41/151	

SECOND-HALF OPENING DRIVES

	LSU			Opponent		
	PTS	1STS	YDS	PTS	1STS	YDS
at UCLA	0	2	24	7	1	17
vs. McNeese	0	0	7	0	2	33
vs. Central Michigan	7	4	93	0	1	18
at Mississippi State	7	2	75	0	4	60
vs. Auburn	3	4	40	0	1	40
at Kentucky	7	3	75	7	3	75
vs. Florida	7	3	75	0	0	1
at Ole Miss	0	0	-3	7	3	66
at Alabama	0	1	30	7	1	58
vs. Arkansas	0	1	17	0	2	29
vs. ULM	0	4	51	0	1	22
vs. Texas A&M	0	1	16	0	0	-5
TOTALS	31	25	500	28	19	413

LSU DRIVE CHARTS

UCLA

QTR	TIME	START	PL-YDS	TOP	RESULT
1	12:14	LSU 9	6-35	3:18	Punt
1	7:19	LSU 28	9-15	4:07	Punt
1	0:10	LSU 37	8-63	2:36	TD
2	12:20	LSU 25	3- -1	1:00	Punt
2	9:49	LSU 25	6-36	2:42	Punt
2	4:44	UCLA 33	5-26	0:51	FG
2	1:52	LSU 31	3-2	1:02	Punt
3	15:00	LSU 25	7-24	3:25	INT
3	10:52	LSU 25	4-75	1:56	TD
3	6:38	LSU 25	12-60	5:31	FG
4	12:28	LSU 30	3-5	1:23	Punt
4	6:25	LSU 27	7-73	2:17	TD

MCNEESE ST.

QTR	TIME	START	PL-YDS	TOP	RESULT
1	13:49	LSU 38	10-62	5:33	TD
1	3:42	LSU 20	6-24	2:22	Downs
2	15:00	LSU 13	3-5	0:14	Punt
2	14:07	LSU 16	6-27	3:11	Punt
2	7:42	MCN 28	3-28	0:44	TD
2	5:35	LSU 44	9-19	3:54	FG
2	0:37	LSU 37	3-6	0:27	Punt
3	14:57	LSU 26	3-7	1:21	Punt
3	9:55	LSU 20	4-28	1:57	Punt
3	4:38	MCN 49	7-49	1:51	TD
3	0:52	MCN 50	7-12	0:57	FG
4	11:55	LSU 34	3-5	1:27	Punt
4	8:42	LSU 50	3-50	1:05	TD
4	4:30	LSU 25	6-12	2:02	Punt
4	1:22	LSU 27	2- -3	1:22	End

CENTRAL MICHIGAN

QTR	TIME	START	PL-YDS	TOP	RESULT
1	15:00	LSU 35	8-65	3:12	TD
1	7:20	CMU 45	3- -13	2:24	Punt
1	2:45	LSU 37	3-63	0:53	TD
1	0:15	LSU 20	5-25	1:55	Punt
2	11:58	LSU 35	12-65	5:04	TD
2	3:00	LSU 8	4-92	0:45	TD
2	0:30	LSU 39	1- -2	0:30	Half
3	12:42	LSU 7	9-93	3:08	TD
3	6:47	LSU 10	3-4	1:06	INT
3	5:41	LSU 35	3- -7	2:04	Punt
3	1:26	LSU 16	3-0	0:31	Punt
4	10:47	LSU 25	6-75	3:28	TD
4	1:48	LSU 21	3-14	1:48	End

MISSISSIPPI ST.

QTR	TIME	START	PL-YDS	TOP	RESULT
1	12:38	MSU 35	9-35	3:34	TD
1	6:37	LSU 19	5-13	1:44	Punt
1	1:33	LSU 11	5-27	1:55	Punt
2	8:19	LSU 25	4-18	2:11	INT
2	3:59	LSU 39	6-20	3:18	Punt
3	15:00	LSU 25	2-75	0:38	TD
3	8:55	LSU 20	7-36	4:23	Punt
3	3:45	LSU 42	1-58	0:10	TD
3	0:26	LSU 25	9-75	3:54	TD
4	6:48	LSU 25	3-4	1:12	Punt
4	1:53	MSU 41	3- -3	1:53	End

OPPONENT DRIVE CHARTS

UCLA

QTR	TIME	START	PL-YDS	TOP	RESULT
1	14:53	UCLA 26	6-28	2:39	Punt
1	8:56	UCLA 18	3-8	1:37	Punt
1	3:12	UCLA 9	5-15	3:02	Punt
2	12:34	UCLA 25	1-75	0:14	TD
2	11:20	UCLA 29	6-71	1:31	TD
2	7:07	UCLA 6	5-11	2:23	INT
2	3:53	UCLA 25	3-7	2:01	Punt
2	0:50	UCLA 30	2- -1	0:50	Half
3	11:35	LSU 17	3-17	0:43	TD
3	8:56	UCLA 25	6-50	2:18	FG
3	0:59	UCLA 27	8-73	3:51	TD
4	11:05	UCLA 19	8-81	4:34	TD
4	4:07	LSU 42	8-16	4:07	End

MCNEESE ST.

QTR	TIME	START	PL-YDS	TOP	RESULT
1	15:00	MCN 25	3-6	1:11	Punt
1	8:16	MCN 25	9-25	4:34	Punt
1	1:20	LSU 44	3-2	1:20	Punt
2	14:46	MCN 48	3-2	0:39	Punt
2	10:56	MCN 16	6-12	3:14	Fumble
2	6:58	MCN 25	3-2	1:23	Punt
2	1:41	MCN 25	3-1	1:04	Punt
2	0:10	MCN 12	1-3	0:10	Half
3	13:36	MCN 20	6-33	3:41	Punt
3	7:58	MCN 18	6-3	3:20	Punt
3	2:39	MCN 22	3- -6	1:47	Punt
4	14:55	MCN 25	5-14	3:00	Punt
4	10:28	MCN 25	3- -5	1:46	Punt
4	7:32	MCN 21	5-79	3:02	TD
4	2:28	MCN 46	3- -4	1:06	Punt

CENTRAL MICHIGAN

QTR	TIME	START	PL-YDS	TOP	RESULT
1	11:48	CMU 25	4-8	1:43	Fumble
1	10:05	CMU 25	6-14	2:45	INT
1	4:56	CMU 6	3- -1	2:11	Punt
1	1:52	CMU 25	3-75	1:27	TD
2	13:20	CMU 20	3-9	1:22	Punt
2	6:54	CMU 25	7-18	3:54	Punt
2	2:15	CMU 25	8-36	1:45	Downs
3	15:00	CMU 25	4-18	2:18	Punt
3	9:34	CMU 25	4-5	2:47	Punt
3	3:37	CMU 32	3-0	2:11	Punt
3	0:55	CMU 50	12-50	5:08	TD
4	7:19	CMU 25	13-54	5:31	Downs

MISSISSIPPI ST.

QTR	TIME	START	PL-YDS	TOP	RESULT
1	15:00	MSU 25	6-45	2:22	Fumb
1	9:04	MSU 25	5-18	2:27	Punt
1	4:53	MSU 37	7-38	3:20	INT
2	14:38	MSU 15	14-80	6:19	FG
2	6:08	MSU 20	5-12	2:09	Punt
2	0:41	MSU 10	4-32	0:41	Half
3	14:22	MSU 25	14-60	5:27	FG
3	4:32	MSU 20	3-0	0:47	Punt
3	3:35	MSU 25	8-75	3:09	TD
4	11:32	MSU 25	12-75	4:44	TD
4	5:36	MSU 34	12-66	3:43	TD

LSU DRIVE CHARTS

AUBURN

QTR	TIME	START	PL-YDS	TOP	RESULT
	11:58	LSU 9	8-91	5:25	TD
1	2:12	LSU 34	10-52	3:37	FG
2	12:04	LSU 41	8-51	3:26	FG
2	4:50	LSU 17	6-42	1:31	Punt
2	0:14	LSU 25	1- -1	0:14	Half
3	15:00	AUB 45	12-40	4:00	FG
3	9:08	LSU 38	11-29	5:42	FG
4	14:16	LSU 25	3-5	0:57	Punt
4	11:52	LSU 27	6-20	2:28	Punt
4	8:55	LSU 46	3-3	1:49	Punt
4	3:11	LSU 25	7-21	2:02	INT

KENTUCKY

QTR	TIME	START	PL-YDS	TOP	RESULT
1	15:00	LSU 25	9-19	3:48	FUMB
1	6:17	LSU 25	8-44	3:52	Downs
2	14:54	LSU 25	5-10	2:01	Punt
2	10:23	LSU 10	7-34	3:26	Punt
2	2:58	LSU 14	6-13	1:57	Punt
3	10:57	LSU 25	9-75	4:14	TD
3	1:06	LSU 25	8-31	2:40	Downs
4	12:07	LSU 25	4-75	1:04	TD
4	8:53	LSU 22	11-78	3:24	TD
4	4:23	LSU 25	7-34	1:22	Downs

FLORIDA

QTR	TIME	START	PL-YDS	TOP	RESULT
1	15:00	LSU 25	5-18	1:56	Punt
1	11:18	LSU 20	3-7	1:21	Punt
1	7:49	LSU 19	3-0	1:29	Punt
1	4:38	LSU 10	13-90	5:09	TD
2	13:29	LSU 35	3- -16	1:46	Punt
2	8:38	FLA 28	1-28	0:07	TD
2	8:17	FLA 21	4-21	1:26	TD
2	2:45	LSU 11	6-18	2:16	Punt
3	11:01	LSU 25	3-75	0:53	TD
3	7:59	LSU 25	3-7	1:26	Punt
3	3:45	LSU 25	10-75	4:18	TD
4	9:03	LSU 32	10-68	5:33	TD
4	1:59	LSU 30	5-33	1:59	Half

OLE MISS

QTR	TIME	START	PL-YDS	TOP	RESULT
1	13:02	LSU 10	9-90	4:33	TD
1	7:20	LSU 27	14-70	6:29	INT
2	10:44	LSU 25	9-38	4:21	FG
2	3:12	LSU 25	3-2	0:52	Punt
2	0:10	LSU 16	1- -1	0:10	Half
3	15:00	LSU 25	3- -3	1:50	Punt
3	8:59	LSU 25	3-18	1:09	FUMB
3	6:37	LSU 8	3-9	1:29	Punt
3	2:27	LSU 25	5-18	1:33	FUMB
4	12:05	LSU 20	14-51	4:37	FG
4	5:55	LSU 20	6-80	2:00	TD

ALABAMA

QTR	TIME	START	PL-YDS	TOP	RESULT
1	12:31	LSU 32	8-68	3:58	TD
1	6:58	LSU 16	3- -5	1:36	Punt
1	1:54	LSU 20	3-3	1:29	Punt
2	11:55	LSU 39	6-13	2:57	Punt
2	2:52	LSU 25	3-6	1:31	INT
2	0:48	LSU 25	2- -3	0:48	Half
3	14:56	LSU 28	4-30	1:52	FUMB
3	12:46	LSU 26	3-4	2:09	Punt
3	8:22	LSU 11	14-89	5:55	TD
3	0:22	LSU 40	3- -8	1:23	Punt
4	12:36	LSU 19	14-74	5:50	Downs
4	3:25	ALA 42	4-1	0:49	Downs
4	0:50	LSU 38	6-32	0:50	Half

OPPONENT DRIVE CHARTS

AUBURN

QTR	TIME	START	PL-YDS	TOP	RESULT
1	15:00	AUB 30	6-27	3:02	Punt
1	6:33	AUB 25	11-41	4:21	FG
2	13:31	AUB 19	5-40	1:27	Downs
2	8:38	AUB 25	10-75	3:45	TD
2	3:19	AUB 6	13-62	3:05	FG
3	11:00	AUB 25	7-40	1:52	FG
3	3:26	AUB 25	9-75	4:10	TD
4	13:19	AUB 25	3-4	1:27	Punt
4	9:24	AUB 13	3-0	0:29	Punt
4	7:06	AUB 8	11-92	3:55	TD
4	1:09	AUB 39	2- -3	1:09	Half

KENTUCKY

QTR	TIME	START	PL-YDS	TOP	RESULT
1	11:12	LSU 44	9-44	4:55	TD
1	2:25	UKY 31	5-69	2:31	TD
2	12:53	UKY 12	5-30	2:30	Punt
2	6:57	UKY 1	6-42	3:59	Punt
2	1:01	UKY 25	5-17	1:01	Half
3	15:00	UKY 25	7-75	4:03	TD
3	6:43	UKY 25	10-75	5:37	TD
4	13:26	UKY 44	3-56	1:19	TD
4	11:03	UKY 25	3-7	2:10	Punt
4	5:27	LSU 44	4-44	1:04	TD
4	3:01	UKY 41	5-14	3:01	Half

FLORIDA

QTR	TIME	START	PL-YDS	TOP	RESULT
1	13:04	FLA 41	3-2	1:46	Punt
1	9:57	FLA 41	6-59	2:02	TD
1	6:20	FLA 47	3-2	1:42	Punt
2	14:29	FLA 25	3-2	1:00	Punt
2	11:43	FLA 30	6-32	3:05	INT
2	8:31	FLA 25	1-0	0:14	INT
2	6:51	FLA 25	7-26	4:06	Punt
2	0:29	FLA 23	5-77	0:48	TD
3	15:00	FLA 25	3-1	0:48	INT
3	14:12	FLA 25	8-75	3:11	TD
3	10:08	FLA 25	6-75	2:09	TD
3	6:33	FLA 25	6-65	2:48	TD
4	14:27	FLA 25	13-75	5:13	TD
4	3:30	FLA 25	5-12	1:31	INT

OLE MISS

QTR	TIME	START	PL-YDS	TOP	RESULT
1	15:00	OLE 25	5-11	1:58	Punt
1	8:29	OLE 25	3-5	1:09	Punt
1	0:51	OLE 1	13-74	5:07	FG
2	6:23	OLE 37	7-63	3:11	TD
2	2:20	OLE 20	9-80	2:05	TD
3	13:10	OLE 34	10-66	4:11	TD
3	7:50	OLE 42	3-8	1:13	Punt
3	5:08	OLE 38	6-62	2:41	TD
3	0:54	LSU 43	7-3	3:49	Punt
4	7:27	LSU 45	5-45	1:32	Fumble
4	3:54	OLE 46	7-24	3:54	Half

ALABAMA

QTR	TIME	START	PL-YDS	TOP	RESULT
1	15:00	ALA 25	8-43	2:29	FG
1	8:27	ALA 28	3-9	1:29	Punt
1	5:22	LSU 48	5- -7	3:28	Punt
1	0:25	ALA 31	9-30	3:30	Downs
2	8:58	ALA 23	12-77	6:06	TD
2	1:21	LSU 39	5-39	0:33	TD
3	13:04	ALA 42	2-58	0:13	TD
3	10:37	ALA 46	3-1	2:15	Punt
3	2:27	ALA 25	3- -5	2:05	Punt
4	13:59	ALA 30	3-8	1:23	Punt
4	6:46	ALA 7	8-35	3:21	FUMB
4	2:36	ALA 41	3- -5	1:46	Punt

ARKANSAS

QTR	TIME	START	PL-YDS	TOP	RESULT
1	15:00	LSU 25	3-5	1:25	Punt
1	11:59	LSU 25	10-34	5:45	Punt
1	4:51	ARK 43	9-28	3:04	FG
1	0:12	ARK 40	3-40	0:20	TD
2	13:50	LSU 41	3- -6	1:04	Punt
2	10:52	LSU 44	4-26	1:21	FUMB
2	7:32	LSU 20	3-0	1:20	Punt
2	3:22	LSU 11	5-19	2:46	Punt
3	11:09	LSU 46	7-17	2:46	FGA
3	6:01	LSU 25	4-16	1:17	TD
3	0:37	LSU 25	12-48	4:44	FG
4	9:09	LSU 23	8-39	3:11	Downs
4	3:54	LSU 5	6-35	3:37	Punt
OT	-	ARK 25	5-17	-	INT

ULM

QTR	TIME	START	PL-YDS	TOP	RESULT
1	13:57	LSU 36	5-64	2:08	TD
1	5:49	LSU 1	12-73	4:58	FGA
2	14:48	ULM 33	9-24	2:43	FG
2	10:13	LSU 29	3-71	0:54	TD
2	7:17	LSU 21	6-7	3:03	Downs
2	3:34	LSU 25	3-9	1:55	Punt
3	14:54	LSU 25	15-51	7:17	Downs
3	5:38	LSU 18	8-82	4:09	TD
4	12:18	LSU 2	3-4	1:35	Punt
4	8:45	LSU 3	3-7	1:23	Punt
4	3:20	ULM 45	8-13	2:34	FG

TEXAS A&M

QTR	TIME	START	PL-YDS	TOP	RESULT
1	15:00	LSU 25	13-44	6:22	FG
1	6:47	LSU 14	8-43	3:32	Punt
1	1:08	LSU 34	4-66	1:56	TD
2	9:49	LSU 16	5-21	1:32	Punt
2	4:31	LSU 25	6-12	2:34	Punt
2	1:06	LSU 38	2-62	0:34	TD
3	14:34	LSU 25	4-16	1:43	Punt
3	8:09	LSU 25	3- -8	1:52	Punt
3	5:52	LSU 12	9-59	3:23	FG
4	14:22	LSU 25	4-7	1:56	Punt
4	12:04	LSU 22	3- -5	1:57	Punt
4	7:33	LSU 25	6-10	3:21	Punt
4	1:58	LSU 15	9-85	1:38	TD

ARKANSAS

QTR	TIME	START	PL-YDS	TOP	RESULT
1	13:35	ARK 47	5-23	1:36	FG
1	6:14	ARK 20	3- -11	1:23	Punt
1	1:39	ARK 17	3- -4	1:27	Punt
2	14:52	ARK 25	3- -2	1:02	Punt
2	12:46	ARK 30	3-2	1:52	Punt
2	9:31	ARK 30	4-19	1:59	Punt
2	6:12	ARK 28	7-25	2:50	Punt
2	0:36	ARK 26	4-44	0:36	Half
3	15:00	ARK 25	11-29	3:51	Downs
3	8:23	ARK 37	5-63	2:22	TD
3	4:44	ARK 37	9-53	4:07	FG
4	10:40	ARK 30	3-7	1:31	Punt
4	5:58	ARK 38	3-5	2:04	Punt
4	0:17	ARK 14	1- -1	0:17	Half
OT	-	LSU 25	4-6	-	FG

ULM

QTR	TIME	START	PL-YDS	TOP	RESULT
1	15:00	ULM 25	3-1	1:03	Punt
1	11:49	ULM 25	13-74	6:00	Downs
1	0:51	ULM 26	4- -4	1:03	INT
2	12:05	ULM 25	3-9	1:52	Punt
2	9:19	ULM 25	5-11	2:02	Punt
2	4:14	LSU 28	2-28	0:40	TD
2	1:39	ULM 12	3-14	1:39	Half
3	7:37	ULM 24	5-22	1:59	Punt
3	1:29	ULM 25	11-73	4:11	Downs
4	10:43	ULM 50	3-0	1:58	Punt
4	7:22	ULM 42	10-58	4:02	TD
4	0:46	ULM 25	4-28	0:46	Half

TEXAS A&M

QTR	TIME	START	PL-YDS	TOP	RESULT
1	8:33	TAM 23	4-18	1:46	Punt
1	3:15	TAM 12	3-3	2:07	Punt
2	14:12	TAM 25	8-33	4:23	Punt
2	8:17	TAM 27	7-73	3:46	TD
2	1:57	TAM 21	3- -6	0:51	Punt
2	0:32	TAM 25	1- -3	0:32	Half
3	15:00	TAM 25	3- -5	0:26	Punt
3	12:51	TAM 21	10-63	4:42	FG
3	6:17	LSU 47	3-0	0:25	Punt
3	2:29	TAM 25	7-75	3:07	TD
4	12:26	TAM 36	3-0	0:22	Punt
4	10:07	LSU 45	6-45	2:34	TD
4	4:12	TAM 9	3-21	2:14	Punt
4	0:20	TAM 25	3- -11	0:20	Half

TURNOVERS

Opponent	Forced by LSU					Forced By Opponent			
	Fum	Int	Tot	Pts Off	Margin	Fum	Int	Tot	Pts Off
at UCLA	0	1	1	3	-2	2	1	3	7
vs. McNeese	1	0	1	7	+1	0	0	0	0
vs. Central Michigan	1	1	2	7	-	1	1	2	7
at Mississippi State	1	1	2	7	+1	0	1	1	0
vs. Auburn	0	0	0	0	-2	1	1	2	0
at Kentucky	0	0	0	0	-1	1	0	1	7
vs. Florida	0	4	4	21	+4	0	0	0	0
at Ole Miss	0	0	0	0	-3	2	1	3	3
at Alabama	1	0	1	0	-1	1	1	2	13
vs. Arkansas	0	0	0	0	-3	1	2	3	6
vs. ULM	0	1	1	3	+0	0	1	1	7
vs. Texas A&M	0	0	0	0	-	0	0	0	0
TOTALS	4	8	12	48	-	7	8	15	30

LSU BIG PLAYS

Opponent	Rushing				Passing				Special Teams	
	10-19	20-29	30-39	40+	20-29	30-39	40-49	50+	Block	Ret. TD
at UCLA	1	0	0	0	1	0	2	0	0	0
vs. McNeese	2	3	0	0	2	0	0	0	0	0
vs. Central Michigan	3	1	0	0	4	2	2	0	0	0
at Mississippi State	2	0	0	0	1	0	1	2	0	0
vs. Auburn	2	0	0	0	1	0	1	1	1	0
at Kentucky	5	0	1	0	1	1	1	0	0	0
vs. Florida	7	4	1	0	2	0	0	0	1	0
at Ole Miss	2	0	0	0	1	1	1	0	0	0
at Alabama	1	0	1	0	1	1	0	0	0	0
vs. Arkansas	4	0	0	0	2	0	0	0	0	0
vs. ULM	1	0	0	0	1	0	2	1	0	0
vs. Texas A&M	4	1	0	0	1	1	1	1	0	0
TOTALS	34	9	3	0	18	6	11	5	2	0

OPPONENT BIG PLAYS

Opponent	Rushing				Passing				Special Teams	
	10-19	20-29	30-39	40+	20-29	30-39	40-49	50+	Block	Ret. TD
at UCLA	8	1	0	1	1	2	1	1	0	0
vs. McNeese	1	0	2	0	0	0	1	0	0	0
vs. Central Michigan	3	0	0	0	4	2	2	0	0	0
at Mississippi State	4	0	0	0	3	0	0	0	0	0
vs. Auburn	3	1	0	1	2	1	0	0	0	0
at Kentucky	9	2	2	0	2	1	0	0	0	0
vs. Florida	2	1	0	0	4	2	1	0	1	0
at Ole Miss	4	3	1	0	1	1	0	0	0	0
at Alabama	2	0	0	0	3	0	0	1	0	0
vs. Arkansas	4	2	0	0	1	0	1	0	0	0
vs. ULM	4	0	0	0	3	1	0	0	0	0
vs. Texas A&M	1	1	0	0	2	2	0	0	0	0
TOTALS	41	11	5	2	26	12	6	2	1	0

TEAM STATISTICS

TEAM STATISTICS	LSU	OPP				
Scoring	325	304				
Points per game	27.1	25.3				
Points Off Turnovers	48	50				
First Downs	238	237				
Rushing	82	95				
Passing	137	130				
Penalty	19	12				
Rushing Yardage	1312	1647				
Yards gained rushing	1666	2023				
Yards lost rushing	354	376				
Rushing attempts	408	435				
Average per rush	3.2	3.8				
Average per game	109.3	137.3				
TDs Rushing	9	13				
Passing Yardage	3170	2819				
Comp-Att-Int	255-432-9	250-394-8				
Average per pass	7.3	7.2				
Average per catch	12.4	11.3				
Average per game	264.2	234.9				
TDs Passing	29	26				
Total offense	4482	4466				
Total plays	840	829				
Average per play	5.3	5.4				
Average per game	373.5	372.2				
Kick returns: #-Yards	11-183	10-196				
Punt returns: #-Yards	22-115	16-138				
Int returns: #-Yards	8-142	9-73				
Kick return average	16.6	19.6				
Punt return average	5.2	8.6				
Int return average	17.8	8.1				
Fumbles-Lost	18-5	12-5				
Penalties-Yards	50-385	65-515				
Average per game	32.1	42.9				
Punts-Yards	60-2520	66-2724				
Average per punt	42.0	41.3				
Net punt average	38.7	38.8				
Kickoffs-Yards	67-4128	59-3499				
Average per kick	61.6	59.3				
Net kick average	37.8	37.3				
Time of possession / game	29:48	30:13				
3rd-down conversion	68/182	66/174				
3rd-down pct	37%	38%				
4rd-down conversion	18/29	12/19				
4rd-down pct	62%	63%				
Sacks by-Yards	36-250	38-252				
Misc Yards	0	0				
Touchdowns scored	40	40				
Field goals - attempts	15-18	8-12				
On-Side kicks	0-0	1-1				
Red-zone scores	(27-33) 82%	(30-35) 86%				
Red-zone touchdowns	(19-33) 58%	(25-35) 71%				
PAT-attempts	(40-40) 100%	(38-41) 93%				
Attendance	663653	344711				
Games / Avg per game	7/94808	5/68942				
Neutral site games	-	0/0				
Score by quarters	1st	2nd	3rd	4th	OT	Total
LSU	69	92	82	82	0	325
Opponents	23	86	93	99	3	304

GAME RESULTS

09/04/2021	at UCLA	L 27-38	0-1	0-0	3:57	68123
09/11/2021	McNeese	W 34-7	1-1	0-0	3:30	94220
09/18/2021	Central Mich.	W 49-21	2-1	0-0	3:15	92547
* 09/25/2021	at Mississippi St.	W 28-25	3-1	1-0	3:30	50298
* 10/02/2021	Auburn	L 19-24	3-2	1-1	3:36	97717
* 10/09/2021	at Kentucky	L 21-42	3-3	1-2	3:14	61690
* 10/16/2021	Florida	W 49-42	4-3	2-2	3:35	96012
* 10/23/2021	at Ole Miss	L 17-31	4-4	2-3	3:20	64523
* 11/06/2021	at Alabama	L 14-20	4-5	2-4	3:29	100077
* 11/13/2021	Arkansas	L OT 13-16	4-6	2-5	3:28	98772
11/20/2021	ULM	W 27-14	5-6	2-5	3:08	92790
* 11/27/2021	Texas A&M	W 27-24	6-6	3-5	3:28	91595

SCORING

	TD	FGs	PATs Kick	Rush	Rcv	Pass	DXP	Saf	Points
Cade York	-	15-18	39-39	-	-	-	-	-	84
Kayshon Boutte	9	-	-	-	-	-	-	-	54
Tyrion Davis-Price	6	-	-	-	-	-	-	-	36
Jaray Jenkins	5	-	-	-	-	-	-	-	30
Trey Palmer	3	-	-	-	-	-	-	-	18
Malik Nabers	3	-	-	-	-	-	-	-	18
Jack Bech	3	-	-	-	-	-	-	-	18
Deion Smith	2	-	-	-	-	-	-	-	12
Brian Thomas Jr.	2	-	-	-	-	-	-	-	12
Corey Kiner	2	-	-	-	-	-	-	-	12
Andre Anthony	1	-	-	-	-	-	-	-	6
Devonta Lee	1	-	-	-	-	-	-	-	6
Max Johnson	1	-	-	-	-	-	-	-	6
Dwight McGlothern	1	-	-	-	-	-	-	-	6
Kole Taylor	1	-	-	-	-	-	-	-	6
Preston Stafford	-	-	1-1	-	-	-	-	-	1
Total	40	15-18	40-40	0	0	0	0	0	325
Opponents	40	8-12	36-38	1	1	1	0	0	304

TOTAL OFFENSE

	GP	Plays	Rush	Pass	Total	Avg/G
Max Johnson	12	451	-41	2815	2774	231.2
Tyrion Davis-Price	12	211	1003	0	1003	83.6
Garrett Nussmeier	4	62	-46	329	283	70.8
Corey Kiner	10	65	271	0	271	27.1
Josh Williams	12	16	75	0	75	6.3
Armoni Goodwin	6	16	65	0	65	10.8
Avery Atkins	12	2	0	26	26	2.2
Tre Bradford	1	2	11	0	11	11.0
Corren Norman	5	1	7	0	7	1.4
Brian Thomas Jr.	11	1	5	0	5	0.5
Team	12	0	-38	0	-38	-3.2
Total	12	840	1312	3170	4482	373.5
Opponents	12	829	1647	2819	4466	372.2

RUSHING

	GP	Att	Gain	Loss	Net	Avg	TD	Long	Avg/G
TTyrion Davis-Price	12	211	1039	36	1003	4.8	6	40	83.6
Max Johnson	12	78	173	214	-41	-0.5	1	12	-3.4
Corey Kiner	10	65	283	12	271	4.2	2	26	27.1
Josh Williams	12	16	78	3	75	4.7	0	24	6.3
Armoni Goodwin	6	16	67	2	65	4.1	0	21	10.8
Garrett Nussmeier	4	5	0	46	-46	-9.2	0	0	-11.5
Trey Palmer	11	2	3	3	0	0.0	0	3	0.0
Tre Bradford	1	2	11	0	11	5.5	0	6	11.0
Corren Norman	5	1	7	0	7	7.0	0	7	1.4
Brian Thomas Jr.	11	1	5	0	5	5.0	0	5	0.5
Team	12	11	0	38	-38	-3.5	0	0	-3.25
Total	12	408	1666	354	1312	3.2	9	40	109.3
Opponents	12	435	2023	376	1647	3.8	13	44	137.3

PASSING

	GP	Effic	Cmp-Att-Int	Pct	Yards	TD	Long	Avg/G
Max Johnson	12	144.4	225-373-6	60.3	2815	27	67	234.6
G. Nussmeier	4	103.9	29-57-2	50.9	329	2	33	82.3
Avery Atkins	12	59.2	1-2-1	50.0	26	0	26	2.2
Total	12	138.7	255-432-9	59.0	3170	29	67	264.2
Opponents	12	141.3	250-394-8	63.5	2819	26	78	234.9

RECEIVING

	GP	No.	Yards	Avg	TD	Long	Avg/G
Jack Bech	12	43	489	11.4	3	40	40.8
Kayshon Boutte	6	38	509	13.4	9	64	84.8
Jaray Jenkins	12	33	479	14.5	5	45	39.9
Trey Palmer	11	30	344	11.5	3	61	31.3
Malik Nabers	10	26	400	15.4	3	67	40.0
Brian Thomas Jr.	11	26	344	13.2	2	42	31.3
Deion Smith	6	11	186	16.9	2	40	31.0
Tyrion Davis-Price	12	10	64	6.4	0	21	5.3
Devonta Lee	12	9	85	9.4	1	21	7.1
Kole Taylor	11	6	68	11.3	1	41	6.2
Josh Williams	12	5	11	2.2	0	17	0.9
Koy Moore	6	5	71	14.2	0	28	11.8
Jontre Kirklin	8	4	49	12.3	0	23	6.1
Jack Mashburn	11	3	51	17.0	0	26	4.6
Corey Kiner	10	2	10	5.0	0	6	1.0
Armoni Goodwin	6	2	5	2.5	0	3	0.8
Chris Hilton	3	1	0	0.0	0	0	0.0
Alex Adams	6	1	5	5.0	0	5	0.8
Total	12	255	3170	12.4	29	67	264.2
Opponents	12	250	2819	11.3	26	78	234.9

ALL-PURPOSE

	GP	Rush	Rcv	PR	KR	IR	Total	Avg/G
Tyrion Davis-Price	12	1003	64	0	0	0	1067	88.9
Trey Palmer	11	0	344	115	142	0	601	54.6
Kayshon Boutte	6	0	509	0	20	0	529	88.2
Jack Bech	12	0	489	0	0	0	489	40.8
Jaray Jenkins	12	0	479	0	0	0	479	39.9
Malik Nabers	10	0	400	0	0	0	400	40.0
Brian Thomas Jr.	11	5	344	0	0	0	349	31.7
Corey Kiner	10	271	10	0	0	0	281	28.1
Deion Smith	6	0	186	0	0	0	186	31.0
Josh Williams	12	75	11	0	0	0	86	7.2
Devonta Lee	12	0	85	0	0	0	85	7.1
Koy Moore	6	0	71	0	0	0	71	11.8
Armoni Goodwin	6	65	5	0	0	0	70	11.7
Kole Taylor	11	0	68	0	0	0	68	6.2
Jontre Kirklin	8	0	49	0	18	0	67	8.4
Micah Baskerville	12	0	0	0	0	54	54	4.5
Jack Mashburn	11	0	51	0	0	0	51	4.6
Dwight McGlothorn	10	0	0	0	0	37	37	3.7
Jay Ward	10	0	0	0	0	33	33	3.3
Major Burns	5	0	0	0	0	18	18	3.6
Tre Bradford	1	11	0	0	0	0	11	11.0
Corren Norman	5	7	0	0	0	0	7	1.4
Alex Adams	6	0	5	0	0	0	5	0.8
Chris Hilton	3	0	0	0	3	0	3	1.0
Max Johnson	12	-41	0	0	0	0	-41	-3.4
Garrett Nussmeier	4	-46	0	0	0	0	-46	-11.5
Team 1	2	-38	0	0	0	0	-38	-3.2
Total	12	1312	3170	115	183	142	4922	410.2
Opponents	12	1647	2819	138	196	73	4873	406.1

PUNT RETURNS

	No.	Yards	Avg	TD	Long
Trey Palmer	18	115	6.4	0	24
Koy Moore	3	0	0.0	0	1
Deion Smith	1	0	0.0	0	0
Total	22	115	5.2	0	24
Opponents	16	138	8.6	0	26

INTERCEPTIONS

	No.	Yards	Avg	TD	Long
Jay Ward	2	33	16.5	0	26
Micah Baskerville	1	54	54.0	0	54
Damone Clark	1	0	0.0	0	0
Cordale Flott	1	0	0.0	0	0
Eli Ricks	1	0	0.0	0	0
Dwight McGlothorn	1	37	37.0	1	37
Major Burns	1	18	18.0	0	18
Total	8	142	17.8	1	54
Opponents	9	73	8.1	1	34

KICK RETURNS

	No.	Yards	Avg	TD	Long
Trey Palmer	7	142	20.3	0	28
Jontre Kirklin	2	18	9.0	0	10
Kayshon Boutte	1	20	20.0	0	20
Chris Hilton	1	3	3.0	0	3
Total	11	183	16.6	0	28
Opponents	10	196	19.6	0	29

FUMBLE RETURNS

	No.	Yards	Avg	TD	Long
Total	0	68	0.0	1	35
Opponents	0	0	0.0	0	0

PUNTING

	No.	Yards	Avg	Long	TB	FC	I20	50+	Blkd
Avery Atkins	59	2504	42.4	56	3	28	19	13	0
Team	1	16	16.0	0	0	0	0	0	1
Total	60	2520	42.0	56	3	28	19	13	1
Opponents	66	2724	41.3	60	3	24	25	13	0

KICKOFFS

	No.	Yards	Avg	TB	OB	Retn	Net	YdLn
Avery Atkins	61	3948	64.7	52	0			
Cade York	4	151	37.8	2	0			
Preston Stafford	2	29	14.5	0	0			
Total	67	4128	61.6	54	0	10	37.8	27
Opponents	59	3499	59.3	35	3	11	37.3	27

FIELD GOALS

	Made-Att	Pct	01-19	20-29	30-39	40-49	50-99	Long	Blkd
Cade York	13-16	81.3	0-0	4-4	3-3	2-3	4-6	56	0
Opponents	7-11	63.6	0-0	2-2	1-2	4-5	0-2	49	1

FG SEQUENCE

	LSU	Opponents
UCLA	(26),(33)	(43)
McNeese	(55),(56)	
Mississippi St.	(23),33	
Auburn	(33),(26),(22),(51)	51,(49),52
Kentucky		
Florida		
Ole Miss	(47), 55	(43)
Alabama		49
Arkansas	(34)	(48)
ULM	(27), (50), 44	
Numbers in (parentheses) indicate field goal was made.		

DEFFENSIVE LEADERS

	GP	Tackles				Sacks	Pass Defense				Fumbles		Blkd	
		Solo	Ast	Total	TFL-Yds	No-Yds	Int-Yds	BU	QBh	PD	Rcv-Yds	FF	Kick	Saf
18 Damone Clark	12	78	57	135	15.5-58	5.5-40	1-0	3	2	.	1-35	2	.	.
23 Micah Baskerville	12	40	43	83	9-26	2-13	1-54	3	1
5 Jay Ward	10	38	24	62	1-1	.	2-33	2	.	.	.	1	1	.
31 Cameron Lewis	11	34	21	55	2.5-18	1.5-16	.	1	3	.	.	1	.	.
8 BJ Ojulari	12	29	20	49	10.5-57	6-46	.	1	8
92 Neil Farrell Jr.	12	20	25	45	9.5-36	2-19	.	2	1	.	.	.	1	.
25 Cordale Flott	11	28	13	41	1-3	.	1-0	3	.	.	.	1	.	.
2 Dwight McGlothern	10	26	6	32	2-8	.	1-37	5	1	.	.	1	.	.
19 Mike Jones Jr.	12	13	18	31	2.5-16	1-12	.	1	1
99 Jaquelin Roy	12	15	15	30	5-14	1.5-8	.	.	3	.	2-0	1	.	.
28 Major Burns	5	16	9	25	.	.	1-18	1
53 Soni Fonua	8	15	9	24	6.5-13	0.5-2	.	1
24 Darren Evans	12	16	4	20	.	.	.	3	2
11 Ali Gaye	4	13	6	19	2.5-17	2.5-17	.	1
0 Maason Smith	8	13	6	19	5-29	4-25	.	.	1
22 Navonteque Strong	8	10	7	17	1.5-2	1-1	.	1
21 Jordan Toles	6	6	6	12
1 Eli Ricks	6	9	2	11	0.5-1	.	1-0	1
59 Desmond Little	5	6	4	10	3-18	2.5-16
97 Glen Logan	6	4	6	10	1.5-3	1-2	.	.	1
29 Raydarius Jones	9	5	4	9	0.5-1	.	.	1
3 Andre Anthony	3	3	5	8	4-30	3.5-29	1-33	.	.	.
94 Joseph Evans	5	3	5	8	2-5
7 Derek Stingley Jr.	3	6	2	8	3.5-7	1	.	.
90 Jacobian Guillory	10	1	5	6	0.5-3	0.5-3
55 Jarell Cherry	5	3	2	5	1.5-2	1-1
15 Sage Ryan	3	2	3	5	.	.	.	2
13 Jontre Kirklin	8	3	1	4
30 Greg Penn III	9	2	2	4
4 Todd Harris Jr.	7	1	3	4
35 Saivion Jones	10	1	2	3	1
1 Kayshon Boutte	6	3	.	3
6 Derrick Davis Jr.	11	1	1	2
35 Nick Demas	10	1	1	2
32 Lloyd Cole	12	.	1	1
6 Deion Smith	6	1	.	1
38 Pig Cage	7	1	.	1
18 Avery Atkins	12	1	.	1
76 Austin Deculus	11	1	.	1
67 Spencer Payne	10	1	.	1
11 Brian Thomas Jr.	11	1	.	1
39 Phillip Webb	2	1
Totals	12	470	338	808	91-368	36-250	8-142	32	26	0	5-68	8	2	0
Opponents	12	440	374	814	68-319	38-252	9-73	49	36	0	5-0	11	1	0

PASSING

#14 Max Johnson	Comp-Att-Int	Pct	Yards	TD	Long	Sack-Yds	Effic
UCLA	26-46-1	56.5	330	3	45	2-15	134.0
McNeese	18-27-0	66.7	162	3	24	2-9	153.7
Central Mich.	26-35-1	74.3	372	5	41	0-0	205.0
Mississippi St.	17-27-1	63.0	280	4	64	2-15	191.6
Auburn	26-46-1	56.5	325	1	55	3-19	118.7
Kentucky	22-38-0	57.9	261	1	41	4-28	124.3
Florida	14-24-0	58.3	133	3	28	1-5	146.1
Ole Miss	13-21-1	61.9	146	0	44	4-20	110.8
Alabama	16-32-1	50.0	160	2	34	5-29	106.4
Arkansas	3-6-0	50.0	21	0	11	1-2	79.4
ULM	22-33-0	66.7	319	2	67	3-24	167.9
Texas A&M	22-38-0	57.9	306	3	61	6-40	151.6
Totals	225-373-6	60.3	2815	27	67	33-206	144.4

#5 Garrett Nussmeier

McNeese	3-10-0	30.0	19	0	9	1-5	46.0
Central Mich.	1-4-0	25.0	28	0	28	1-10	83.8
Ole Miss	7-12-0	58.3	103	1	33	1-16	157.9
Arkansas	18-31-2	58.1	179	1	29	2-15	104.3
Totals	29-57-2	50.9	329	2	33	5-46	103.9

#18 Avery Atkins

Alabama	1-1-0	100.0	26	0	26	0-0	318.4
ULM	0-1-1	0.0	0	0	0	0-0	-200.0
Totals	1-2-1	50.0	26	0	26	0-0	59.2

RUSHING

	no-yds/td	UCLA	MCN	CMU	MSU	AUB	UK	UF	OM	UA	ARK	ULM	TA&M
T. Davis-Price	211-1003/6	13-30/0	8-37/0	6-4/0	13-51/0	5-18/0	22-147/2	36-287/3	17-53/1	23-104/0	28-106/0	21-82/0	19-84/0
Max Johnson	78--41/1	11-16/0	8-0/0	1-4/0	4--10/0	10-10/0	5--23/0	5-8/0	6--8/0	8--15/0	2-1/0	7--15/1	11--9/0
Corey Kiner	65-271/2	DNP	11-56/1	12-74/1	4-14/0	5-22/0	4-5/0	DNP	10-49/0	5-7/0	5-12/0	6-16/0	3-16/0
Josh Williams	16-75/0	1-2/0	4-16/0	2-15/0	-	1-2/0	-	2-28/0	-	-	2-6/0	3-2/0	1-4/0
A. Goodwin	16-65/0	DNP	2-23/0	DNP	3-11/0	2-4/0	4-18/0	DNP	DNP	3-8/0	2-1/0	DNP	DNP
G. Nussmeier	5--46/0	DNP	1--5/0	1--10/0	DNP	DNP	DNP	DNP	1--16/0	DNP	2--15/0	DNP	DNP
Tre Bradford	2-11/0	DNP	DNP	DNP	DNP	DNP	DNP	DNP	DNP	DNP	DNP	DNP	2-11/0
Trey Palmer	2-0/0	-	1-3/0	DNP	-	-	-	-	-	-	1--3/0	-	-
Corren Norman	1-7/0	-	DNP	DNP	DNP	DNP	DNP	DNP	-	DNP	-	1-7/0	-
B. Thomas Jr.	1-5/0	-	-	-	-	-	-	-	-	1-5/0	-	-	DNP

RECEIVING

[illegible]

TEAM STATISTICS

Date	Opponent	no.	Rushing			no.	Receiving			Passing				Kick Ret				Punt Ret				tot off
			yds	td	lg		yds	td	lg	c-a-i	yds	td	lg	no.	yds	td	lg	no.	yds	td	lg	
09/04/2021	at UCLA	25	48	0	12	26	330	3	45	26-46-1	330	3	45	1	23	0	23	3	18	0	12	378
09/11/2021	McNeese	36	124	1	23	21	181	3	24	21-37-0	181	3	24	1	16	0	16	3	4	0	3	305
09/18/2021	Central Mich.	24	84	1	26	27	400	5	41	27-39-1	400	5	41	1	20	0	20	2	-1	0	0	484
09/25/2021	at Mississippi St.	27	63	0	18	17	280	4	64	17-27-1	280	4	64	0	0	0	0	2	26	0	24	343
10/02/2021	Auburn	25	33	0	11	26	325	1	55	26-46-1	325	1	55	1	17	0	17	0	0	0	0	358
10/09/2021	at Kentucky	35	147	2	30	22	261	1	41	22-38-0	261	1	41	0	0	0	0	0	0	0	0	408
10/16/2021	Florida	45	321	3	40	14	133	3	28	14-24-0	133	3	28	2	47	0	28	0	0	0	0	454
10/23/2021	at Ole Miss	35	77	1	12	20	249	1	44	20-33-1	249	1	44	1	14	0	14	1	-1	0	0	326
11/06/2021	at Alabama	40	109	0	37	17	186	2	34	17-33-1	186	2	34	2	18	0	10	1	5	0	5	295
11/13/2021	Arkansas	42	108	0	13	21	200	1	29	21-37-2	200	1	29	0	0	0	0	4	48	0	21	308
11/20/2021	ULM	38	92	1	13	22	319	2	67	22-34-1	319	2	67	1	25	0	25	3	16	0	9	411
11/27/2021	Texas A&M	36	106	0	29	22	306	3	61	22-38-0	306	3	61	0	0	0	0	3	0	0	3	412
LSU		408	1312	9	40	255	3170	29	67	255-432-9	3170	29	67	11	183	0	28	22	115	0	24	4482
Opponents		435	1647	13	44	250	2819	26	78	250-394-8	2819	26	78	10	196	0	29	16	138	0	26	4466

Games: 12 Avg/rush: 3.2 Avg/catch: 12.4 Pass effic: 138.7 KR avg: 16.6 PR avg: 5.2 All purpose avg/game: 410.2 Total offense avg/gm: 373.3

Date	Opponent	solo	ast	Tackles		yds	Sacks		Fumble			Pass Defense				blkd	PAT Attempts			off		pts
				total	tfl		no.	yds	ff	fr	yds	no.	yds	qbh	brup	kick	kicks	rush	rcv	saf	t/o	
09/04/2021	at UCLA	42	14	56	9.0	42	4	36	0	0	0	1	0	0	2	0	3-3	0	0	0	3	27
09/11/2021	McNeese	42	24	66	15.0	81	8	64	1	1	0	0	0	3	4	0	4-4	0	0	0	7	34
09/18/2021	Central Mich.	39	26	65	15.0	34	5	18	1	1	33	1	18	1	1	0	7-7	0	0	0	7	49
09/25/2021	at Mississippi St.	45	52	97	2.0	5	1	2	1	1	35	1	0	1	1	0	4-4	0	0	0	7	28
10/02/2021	Auburn	37	16	53	0.0	0	0	0	0	1	0	0	0	6	4	1	1-1	0	0	0	0	19
10/09/2021	at Kentucky	34	36	70	3.0	15	1	6	0	0	0	0	0	2	1	0	3-3	0	0	0	0	21
10/16/2021	Florida	36	36	72	5.0	18	2	11	1	0	0	4	117	2	7	1	7-7	0	0	0	21	49
10/23/2021	at Ole Miss	38	50	88	3.0	19	3	19	1	0	0	0	0	1	1	0	2-2	0	0	0	0	17
11/06/2021	at Alabama	39	22	61	8.0	55	4	45	2	1	0	0	0	2	4	0	2-2	0	0	0	0	14
11/13/2021	Arkansas	42	24	66	9.0	30	3	21	1	0	0	0	0	1	2	0	1-1	0	0	0	0	13
11/20/2021	ULM	36	20	56	5.0	11	1	5	0	0	0	1	7	2	2	0	3-3	0	0	0	3	27
11/27/2021	Texas A&M	40	18	58	9.0	35	4	23	0	0	0	0	0	5	3	0	3-3	0	0	0	0	27
LSU		470	338	808	91.0	368	36	250	8	5	68	8	142	26	32	2	40-40	0	0	0	48	325
Opponents		440	374	814	68.0	319	38	252	11	5	0	9	73	36	49	1	36-38	1	1	0	50	304

Date	Opponent	no.	yds	avg	Punting						Field Goals			Kickoffs				
					long	blkd	tb	fc	50+	in20	m-a	long	blkd	no.	yds	avg	tb	ob
09/04/2021	at UCLA	6	240	40.0	47	0	0	4	0	4	2-2	33	0	6	336	56.0	3	0
09/11/2021	McNeese	7	274	39.1	47	0	0	6	0	3	2-2	56	0	7	448	64.0	5	0
09/18/2021	Central Mich.	4	181	45.3	55	0	1	3	2	1	0-0	0	0	8	520	65.0	8	0
09/25/2021	at Mississippi St.	5	197	39.4	52	0	1	1	1	2	0-0	0	0	5	325	65.0	5	0
10/02/2021	Auburn	4	163	40.8	45	0	0	3	0	3	4-4	51	0	6	390	65.0	5	0
10/09/2021	at Kentucky	3	160	53.3	55	0	0	1	3	2	0-0	0	0	4	204	51.0	3	0
10/16/2021	Florida	6	232	38.7	56	1	0	0	2	0	0-0	0	0	8	520	65.0	8	0
10/23/2021	at Ole Miss	3	153	51.0	55	0	0	2	2	0	1-2	47	0	4	159	39.8	2	0
11/06/2021	at Alabama	5	201	40.2	53	0	0	1	1	0	0-0	0	0	3	189	63.0	2	0
11/13/2021	Arkansas	6	267	44.5	52	0	1	2	1	1	2-3	45	0	4	257	64.3	2	0
11/20/2021	ULM	3	146	48.7	54	0	0	2	1	1	2-3	50	0	6	390	65.0	6	0
11/27/2021	Texas A&M	8	306	38.3	45	0	0	3	0	2	2-2	50	0	6	390	65.0	5	0
LSU		60	2520	42.0	56	1	3	28	13	19	15-18	56	0	67	4128	61.6	54	0
Opponents		66	2724	41.3	60	0	3	24	13	25	8-12	49	1	59	3499	59.3	35	3

OPPONENT TEAM STATISTICS

Date	Opponent	Rushing				Receiving				Passing				Kick Ret				Punt Ret				tot off
		no.	yds	td	lg	no.	yds	td	lg	c-a-i	yds	td	lg	no.	yds	td	lg	no.	yds	td	lg	
09/04/2021	at UCLA	47	210	2	43	9	260	3	75	9-16-1	260	3	75	2	52	0	27	0	0	0	0	470
09/11/2021	McNeese	42	51	0	32	10	91	1	44	10-20-0	91	1	44	2	36	0	22	1	20	0	20	142
09/18/2021	Central Mich.	31	56	0	17	25	228	2	78	25-39-1	228	2	78	0	0	0	0	0	0	0	0	284
09/25/2021	at Mississippi St.	26	115	0	14	47	371	3	29	47-62-1	371	3	29	0	0	0	0	2	7	0	5	486
10/02/2021	Auburn	29	163	2	44	24	290	1	35	24-48-0	290	1	35	1	19	0	19	0	0	0	0	453
10/09/2021	at Kentucky	45	330	3	33	14	145	3	34	14-17-0	145	3	34	1	0	0	0	1	4	0	4	475
10/16/2021	Florida	35	138	2	25	23	350	4	42	23-40-4	350	4	42	0	0	0	0	3	18	0	10	488
10/23/2021	at Ole Miss	49	265	3	36	20	205	1	34	20-25-0	205	1	34	0	0	0	0	1	11	0	11	470
11/06/2021	at Alabama	26	6	1	15	24	302	2	58	24-37-0	302	2	58	1	22	0	22	3	31	0	17	308
11/13/2021	Arkansas	40	141	0	28	18	142	1	43	18-26-0	142	1	43	2	44	0	29	2	26	0	26	283
11/20/2021	ULM	37	118	0	13	16	193	2	33	16-29-1	193	2	33	0	0	0	0	0	0	0	0	311
11/27/2021	Texas A&M	28	54	0	21	20	242	3	39	20-35-0	242	3	39	1	23	0	23	3	21	0	15	296
Opponents		435	1647	13	44	250	2819	26	78	250-394-8	2819	26	78	10	196	0	29	16	138	0	26	4466
LSU		408	1312	9	40	255	3170	29	67	255-432-9	3170	29	67	11	183	0	28	22	115	0	24	4482

Games: 12 Avg/rush: 3.8 Avg/catch: 11.3 Pass effic: 141.3 KR avg: 19.6 PR avg: 8.6 All purpose avg/game: 406.1 Total offense avg/gm: 372.2

Date	Opponent	Tackles					Sacks		Fumble			Pass Defense				blkd	PAT Attempts			off		pts
		solo	ast	total	tfl	yds	no.	yds	ff	fr	yds	no.	yds	qbh	brup	kick	kicks	rush	rcv	saf	t/o	
09/04/2021	at UCLA	43	14	57	4.0	17	2	15	2	0	0	1	34	7	5	0	5-5	0	0	0	7	38
09/11/2021	McNeese	37	34	71	5.0	16	3	14	0	0	0	0	0	0	6	0	1-1	0	0	0	0	7
09/18/2021	Central Mich.	32	22	54	5.0	29	1	10	1	0	0	1	20	3	4	0	3-3	0	0	0	7	21
09/25/2021	at Mississippi St.	18	42	60	5.0	19	2	15	0	0	0	1	-10	4	1	0	2-2	0	1	0	0	25
10/02/2021	Auburn	31	34	65	3.0	19	3	19	1	0	0	1	7	6	5	0	3-3	0	0	0	0	24
10/09/2021	at Kentucky	33	32	65	9.0	39	4	28	1	1	0	0	0	1	6	0	6-6	0	0	0	7	42
10/16/2021	Florida	38	32	70	3.0	11	1	5	0	0	0	0	0	0	2	1	4-5	1	0	0	0	42
10/23/2021	at Ole Miss	27	52	79	5.0	36	5	36	4	2	0	1	0	6	3	0	4-4	0	0	0	3	31
11/06/2021	at Alabama	37	40	77	8.0	35	5	29	1	1	0	1	0	8	6	0	2-3	0	0	0	13	20
11/13/2021	Arkansas	49	30	79	7.0	26	3	17	1	1	0	2	0	0	3	0	1-1	0	0	0	6	16
11/20/2021	ULM	45	26	71	4.0	27	3	24	0	0	0	1	22	0	1	0	2-2	0	0	0	7	14
11/27/2021	Texas A&M	49	16	65	8.0	43	6	40	0	0	0	0	0	1	7	0	3-3	0	0	0	0	24
Opponents		440	374	814	68.0	319	38	252	11	5	0	9	73	26	49	1	36-38	1	1	0	50	304
LSU		470	338	808	91.0	368	36	250	8	5	68	8	142	36	32	2	40-40	0	0	0	48	325

Date	Opponent	Punting										Field Goals			Kickoffs				
		no.	yds	avg	long	blkd	tb	fc	50+	in20		m-a	long	blkd	no.	yds	avg	tb	ob
09/04/2021	at UCLA	4	177	44.3	53	0	0	1	1	1		1-1	43	0	7	451	64.4	6	0
09/11/2021	McNeese	12	370	30.8	40	0	0	4	0	2		0-0	0	0	2	111	55.5	0	0
09/18/2021	Central Mich.	6	294	49.0	60	0	0	1	3	4		0-0	0	0	4	245	61.3	1	2
09/25/2021	at Mississippi St.	3	131	43.7	53	0	0	0	1	1		1-2	23	0	6	262	43.7	2	0
10/02/2021	Auburn	3	119	39.7	44	0	0	3	0	1		1-3	49	1	5	269	53.8	1	1
10/09/2021	at Kentucky	3	137	45.7	48	0	0	2	0	2		0-0	0	0	7	455	65.0	7	0
10/16/2021	Florida	4	174	43.5	57	0	1	2	1	2		0-0	0	0	6	372	62.0	3	0
10/23/2021	at Ole Miss	4	178	44.5	53	0	1	2	1	2		1-1	43	0	6	388	64.7	5	0
11/06/2021	at Alabama	6	238	39.7	47	0	0	3	0	3		0-1	0	0	4	218	54.5	0	0
11/13/2021	Arkansas	8	343	42.9	57	0	1	2	3	2		3-3	48	0	4	260	65.0	4	0
11/20/2021	ULM	5	207	41.4	47	0	0	0	0	2		0-0	0	0	3	140	46.7	1	0
11/27/2021	Texas A&M	8	356	44.5	58	0	0	4	3	3		1-1	33	0	5	325	65.0	5	0
Opponents		66	2724	41.3	60	0	3	24	13	25		8-12	49	1	59	3499	59.3	35	3
LSU		60	2520	42.0	56	1	3	28	13	19		15-18	56	0	67	4128	61.6	54	0

TACKLES

	UA-A	TOTAL	UCLA	MCN	CM	MSU	AUB	UK	UF	OM	ALA	ARK	ULM	TAMU
Damone Clark	78-57	135	10-4	4-2	5-1	8-7	8-5	7-7	7-5	8-10	3-5	7-5	4-3	7-3
Micah Baskerville	40-43	83	4-1	0-3	4-2	4-7	0-2	3-4	2-7	3-6	5-2	7-5	4-2	4-2
Jay Ward	38-24	62	2-0	DNP	DNP	2-4	6-5	4-2	6-0	3-7	5-1	4-0	2-4	4-1
Cameron Lewis	34-21	55	DNP	1-1	1-1	5-1	-	4-1	4-5	1-5	4-2	4-1	5-2	5-2
BJ Ojulari	29-20	49	2-1	2-2	2-1	1-2	1-0	3-2	3-5	3-4	2-0	2-2	3-1	5-0
Neil Farrell Jr.	20-25	45	2-0	1-1	1-2	1-3	-	1-2	2-5	4-3	2-5	0-1	4-2	2-1
Cordale Flott	28-13	41	1-1	3-1	3-0	4-4	5-1	1-2	2-1	1-2	DNP	5-1	1-0	2-0
Dwight McGlothorn	26-6	32	DNP	DNP	2-0	2-3	5-0	1-0	4-0	1-1	7-1	3-0	-	1-1
Mike Jones Jr.	13-18	31	-	0-2	1-1	2-4	-	0-1	-	3-1	4-1	2-1	1-2	0-5
Jaquelin Roy	15-15	30	3-1	2-2	2-2	0-1	-	0-2	0-2	0-2	1-1	3-1	2-1	2-0
Major Burns	16-9	25	5-0	5-1	2-1	2-7	2-0	DNP	DNP	DNP	DNP	DNP	DNP	DNP
Soni Fonua	15-9	24	DNP	DNP	DNP	DNP	2-0	2-3	2-0	1-1	2-0	3-1	1-2	2-2
Darren Evans	16-4	20	-	2-0	2-0	-	1-1	0-1	1-0	2-0	0-1	1-1	5-0	2-0
Maason Smith	13-6	19	-	5-1	1-0	2-1	1-0	2-3	1-1	1-0	DNP	DNP	DNP	DNP
Ali Gaye	13-6	19	3-1	DNP	DNP	4-2	3-1	3-2	DNP	DNP	DNP	DNP	DNP	DNP
Navonteque Strong	10-7	17	2-0	4-1	3-3	1-2	-	0-1	-	-	DNP	DNP	DNP	DNP
Jordan Toles	6-6	12	3-3	1-0	1-0	DNP	1-0	0-3	-	DNP	DNP	DNP	DNP	DNP
Eli Ricks	9-2	11	-	2-0	0-1	4-1	2-0	1-0	DNP	DNP	DNP	DNP	DNP	DNP
Desmond Little	6-4	10	DNP	3-2	1-2	DNP	DNP	DNP	DNP	DNP	-	-	2-0	DNP
Glen Logan	4-6	10	DNP	DNP	DNP	DNP	DNP	DNP	0-3	1-1	0-1	1-0	1-1	1-0
Raydarious Jones	5-4	9	DNP	DNP	-	DNP	-	-	-	3-1	2-2	-	-	0-1
Derek Stingley Jr.	6-2	8	1-1	2-0	3-1	DNP	DNP	DNP	DNP	DNP	DNP	DNP	DNP	DNP
Joseph Evans	3-5	8	-	1-0	2-2	0-2	0-1	DNP	DNP	DNP	DNP	DNP	DNP	DNP
Andre Anthony	3-5	8	1-1	2-3	0-1	DNP	DNP	DNP	DNP	DNP	DNP	DNP	DNP	DNP
Jacobian Guillory	1-5	6	DNP	0-2	1-2	DNP	-	-	-	0-1	-	-	-	-
Jarell Cherry	3-2	5	DNP	DNP	1-1	0-1	DNP	-	1-0	1-0	DNP	DNP	DNP	DNP
Sage Ryan	2-3	5	DNP	DNP	DNP	DNP	DNP	-	0-2	2-1	DNP	DNP	DNP	DNP
Jontre Kirklin	3-1	4	DNP	DNP	DNP	DNP	-	-	-	-	1-0	0-1	-	2-0
Greg Penn III	2-2	4	2-0	-	DNP	DNP	DNP	-	-	0-2	-	-	-	-
Todd Harris Jr.	1-3	4	-	DNP	1-1	DNP	DNP	DNP	-	0-2	DNP	-	-	-
Kayshon Boutte	3-0	3	-	-	-	2-0	-	1-0	DNP	DNP	DNP	DNP	DNP	DNP
Saivion Jones	1-2	3	DNP	DNP	0-1	-	-	-	-	-	-	0-1	1-0	-
Derrick Davis Jr.	1-1	2	-	1-0	-	-	-	-	DNP	-	-	0-1	-	-
Nick Demas	1-1	2	-	-	-	-	-	DNP	DNP	-	-	0-1	-	1-0
Pig Cage	1-0	1	-	-	-	-	-	DNP	DNP	-	1-0	DNP	DNP	DNP
Spencer Payne	1-0	1	DNP	DNP	-	-	-	-	1-0	-	-	-	-	-
Austin Deculus	1-0	1	1-0	DNP	-	-	-	-	-	-	-	-	-	-
Avery Atkins	1-0	1	-	1-0	-	-	-	-	-	-	-	-	-	-
Deion Smith	1-0	1	DNP	-	-	1-0	-	-	DNP	DNP	-	DNP	DNP	DNP
Brian Thomas Jr.	1-0	1	-	-	-	-	-	1-0	-	-	-	-	-	DNP
Lloyd Cole	0-1	1	-	-	-	-	-	-	-	-	-	0-1	-	-

TACKLES FOR LOSS

	UA-A	TOTAL	UCLA	MCN	CM	MSU	AUB	UK	UF	OM	ALA	ARK	ULM	TAMU
Damone Clark	13-5	15.5	-	1.0-1	1.0-2	-	-	1.0-5	0.5-1	1.0-9	2.0-11	1.5-8	1.5-3	3.5-15
BJ Ojulari	8-5	10.5	1.0-14	1.0-8	2.5-13	0.5-2	-	0.5-3	1.5-10	-	-	1.0-0	0.5-1	2.0-5
Neil Farrell Jr.	8-3	9.5	1.0-1	-	1.5-1	-	-	-	0.5-1	1.0-8	2.5-17	-	1.0-1	-
Micah Baskerville	7-4	9.0	2.5-3	-	1.5-3	0.5-1	-	-	-	-	-	3.5-17	-	1.0-2
Soni Fonua	5-3	6.5	DNP	DNP	DNP	DNP	-	0.5-2	1.0-2	-	-	2.0-2	0.5-0	1.5-5
Maason Smith	4-2	5.0	-	3.5-24	-	-	-	0.5-2	1.0-3	-	DNP	DNP	DNP	DNP
Jaquelin Roy	4-2	5.0	-	1.0-1	1.5-1	-	-	-	-	-	0.5-1	1.0-3	-	1.0-8
Andre Anthony	3-2	4.0	1.5-10	2.5-20	-	DNP	DNP	DNP	DNP	DNP	DNP	DNP	DNP	DNP
Derek Stingley Jr.	3-1	3.5	1.0-1	1.0-4	1.5-2	DNP	DNP	DNP	DNP	DNP	DNP	DNP	DNP	DNP
Desmond Little	2-2	3.0	DNP	1.5-12	0.5-1	DNP	DNP	DNP	DNP	DNP	-	-	1.0-5	DNP
Mike Jones Jr.	2-1	2.5	-	-	-	-	-	-	-	-	1.5-13	-	-	-
Ali Gaye	2-1	2.5	1.0-12	DNP	DNP	1.0-2	-	0.5-3	DNP	DNP	DNP	DNP	DNP	DNP
Cameron Lewis	2-1	2.5	DNP	1.5-6	-	-	-	-	-	-	1.0-12	-	-	-
Dwight McGlothorn	2-0	2.0	DNP	DNP	1.0-1	-	-	-	-	-	-	-	-	-
Joseph Evans	1-2	2.0	-	1.0-2	1.0-3	-	-	DNP	DNP	DNP	DNP	DNP	DNP	DNP
Navonteque Strong	1-1	1.5	1.0-1	-	0.5-1	-	-	-	-	-	DNP	DNP	DNP	DNP
Jarell Cherry	1-1	1.5	DNP	DNP	1.5-2	-	DNP	-	-	-	DNP	DNP	DNP	DNP
Glen Logan	1-1	1.5	DNP	DNP	DNP	DNP	DNP	DNP	0.5-1	1.0-2	-	-	-	-
Cordale Flott	1-0	1.0	-	1.0-3	-	-	-	-	-	-	DNP	-	-	-
Jay Ward	0-2	1.0	-	DNP	DNP	-	-	-	-	-	-	-	0.5-1	-
Eli Ricks	0-1	0.5	-	-	0.5-1	-	-	-	DNP	DNP	DNP	DNP	DNP	DNP
Raydarious Jones	0-1	0.5	DNP	DNP	-	DNP	-	-	-	-	0.5-1	-	-	-
Jacobian Guillory	0-1	0.5	DNP	-	0.5-3	DNP	-	-	-	-	-	-	-	-

Games against Ranked Teams

Beat a top 25 team

#14 Texas A&M, 27-24, in Baton Rouge (11/27/21)

Beat a top 10 team

#6 Florida, 37-34, in Gainesville (12/12/20)

Beat a top 5 team

#3 Clemson, 42-25, in CFP National Championship (01/13/20)

Beat an FBS No. 1 team (AP or Coaches Poll)

#1 Ohio State, 38-24 (01/07/08 - BCS Championship Game)

Beat an FBS No. 1 team (AP or Coaches Poll) at home

#1 Florida, 28-21 (10/11/97)

Beat a ranked opponent at home

#14 Texas A&M, 27-24, in Baton Rouge (11/27/21)

Beat a ranked opponent on the road

#6 Florida, 37-34, in Gainesville (12/12/20)

Beat a ranked opponent at a neutral site

#3 Clemson, 42-25, in CFP National Championship (01/13/20)

Beat back-to-back ranked opponents

#4 Oklahoma, 63-28, in Chick-fil-A Peach Bowl (12/28/19) & #3 Clemson, 42-25, in CFP National Championship (01/13/20)

Beat a ranked team in three straight games

12/07/19 - 01/13/20 #4 Georgia (SEC CG), #4 Oklahoma (Chick-fil-A Peach Bowl), #3 Clemson (CFP National Championship)

Beat a ranked team in four straight games

11/23/01 - 01/01/02 vs. #22 Arkansas, #24 Auburn, #2 Tennessee (SEC CG), #7 Illinois (Sugar Bowl)

Lost to a ranked opponent at home

#22 Auburn, 24-19 (10/2/21)

Lost to a ranked opponent on the road

at #2 Alabama, 20-14 (11/6/21)

Lost to a ranked opponent at a neutral site

#14 Notre Dame, 21-17, in Citrus Bowl (01/1/18)

Lost to an unranked opponent at home

vs. Arkansas, 16-13 (11/13/21)

Lost to an unranked opponent on the road

at UCLA, 38-27 (09/04/21)

Special Situations

Won on the last play of the game

at #7 Auburn (22-21, 09/15/17); 42 yard field goal by Cole Tracy as time expired

Lost on the last play of the game

vs. Arkansas (16-13, 11/13/21); In overtime on a field goal

Came back and won from 10 or more down in 4th quarter

vs. #14 Wisconsin, 28-24 (8/30/14); down 24-13 entering 4th quarter

Lost when leading by 10 or more in 4th quarter

#14 Clemson, 25-24 in Chick-fil-A Bowl (12/31/12); led 24-13 entering fourth quarter

Lost when leading by 20 points or more

Tennessee, 30-27 OT (09/26/05); led 21-0 at halftime

Scored on the first play from scrimmage

Travin Dural (94-yard pass from QB Anthony Jennings) vs. Sam Houston State (9/6/14)

A QB caught a pass on a designed play

Matt Flynn (35-yards from WR Early Doucet) at Alabama (11/03/07)

A RB threw a TD pass on a designated play

Clyde Edwards-Helaire (11 yards to Tory Carter) at Texas A&M in fifth overtime (11/24/18)

Had two RB rush for at least 100 yards each

Derrius Guice (127 yards) and Darrel Williams (106 yards) vs. Texas A&M (11/25/17)

A player gained 100 yards receiving and 100 yards rushing

Darrel Williams (103 yards rushing, 105 yards receiving) vs. Ole Miss (10/21/17)

Had a player be responsible for six touchdowns

Joe Burrow (6) vs. #3 Clemson in CFP National Championship (01/13/20)

Returns/Special Teams/Defense

Returned a KO for a TD

Trey Palmer, 93 yards vs. South Carolina (10/24/20)

Returned a Punt for a TD

Trey Palmer, 54 yards vs. Northwestern State (09/14/19)

Returned an INT for a TD

Dwight McGlothorn, 37 yards vs. Florida (10/16/21)

Returned 2 INTs for TDs

Ronald Martin (45 yards) & Lavar Edwards (23 yards) vs. Idaho (09/15/12)

Returned 3 INTs for TDs

3 vs. Arkansas State (C. Raymond, D. Walkup, C. Buckels) (10/12/91)

Recovered a fumble in endzone for a TD

William Clapp at Ole Miss (11/21/15)

Returned a fumble for a TD

Andre Anthony, 33-yard fumble recovery and return (forced by Derek Stingly Jr.) vs. Central Michigan (9/18/21)

Scored two defensive TDs in a game

2 vs. UL-Monroe (R. Brooks, INT; L. Edwards, FUM) (11/13/10)

Faked a field goal for a touchdown

Trent Domingue (kicker), 16-yard run (10/17/15 vs. Florida)

Faked a punt for a first down

Avery Atkins, 26-yd pass to Jack Mashburn in 1st quarter (11/6/21)

Faked a field goal for a first down

Josh Jasper, 5-yard run in 4th quarter (10/09/10 at Florida)

A player kicked the PAT after scoring the TD

Trent Domingue vs. Florida (10/17/15)

Blocked a FG

Jay Ward, 52-yard Anders Carlson attempt in third quarter against Auburn (10/2/21)

Returned a blocked FG for a TD

Patrick Peterson, 53 yards on the block of Ole Miss' 47-yard FG attempt (11/21/09)

Blocked a PAT (kick)

Neil Farrell Jr., kick attempt by Jace Christmann (10/16/21 vs. No. 20 Florida)

Returned a PAT for a Defensive Extra Point

Mark Roman, kick attempt by Seth Hanson (10/17/98 vs. Kentucky)

Blocked a punt

Micah Baskerville at Vanderbilt (09/21/19)

Blocked a punt for a safety

Jarvis Green, on an Andy Smith punt (10/16/99 at Kentucky)

Returned a blocked punt for TD

Micah Baskerville, 23 yards, off Micah Baskerville's block at Vanderbilt (09/21/19)

Recovered an onside kick

vs. Auburn (10/26/19); recovered by Derrick Dillon with 2:32 left in Fourth quarter

Recovered an onside kick to start the game

vs. Auburn (12/01/01)

Recorded a Safety (Team)

vs. Texas A&M (11/30/19); sacked by Neil Farrell Jr.

Recorded a Safety (Individual tackle)

Neil Farrell Jr. vs. Texas A&M (11/30/19)

Recorded six interceptions (Team)

6 at Mississippi State (08/30/07)

Had a player record three interceptions

3 by Craig Steltz at Mississippi State (8/30/07)

Had a player record 15 tackles

20 by Damone Clark at Ole Miss (10/23/21)

Had six sacks as a team

8 vs. Louisville (12/31/16-Buffalo Wild Wings Citrus Bowl)

Opponent Returns/Special Teams

Returned a KO for a TD

Jerrion Ealy of Ole Miss, 100 yards in 2nd Quarter (12/19/20 in Baton Rouge)

Returned a Punt for a TD

Antonio Callaway of Florida, 72 yards in 3rd Quarter (10/17/15 in Baton Rouge)

Returned an INT for a TD

Devonni Reed of Central Michigan, 20 yards in 3rd Quarter (9/18/21 in Baton Rouge)

Returned 3 INTs for TDs

Ken Alvis, Fred Smith, and Brian Robinson of Auburn on Jamie Howard (09/17/94 at Auburn)

Recovered a fumble in endzone for a TD

Chris Shelling of Auburn recovered fumble by Jermaine Sharp in 2nd Quarter (09/17/94 at Auburn)

Returned a fumble for a TD

Christian Tutt of Auburn, 20 yards on TJ Finley fumble in 2nd Quarter (10/13/20 at Auburn)

Blocked a FG

Tyree Gillespie of Missouri on kick by Cade York in 4th Quarter (10/10/20 in Columbia)

Blocked a punt

Jordan Pouncey of Florida on a punt by Avery Atkins in 1st quarter (10/16/21) in Baton Rouge)

Blocked two punts

Justin Hamilton and Jason Lallis of Virginia Tech on punts by Donnie Jones (9/01/02 at Virginia Tech)

Blocked a punt for a safety

Justin Hamilton of Virginia Tech on punt by Donnie Jones (09/01/02 at Virginia Tech)

Recorded a Safety (Team)

Parris Bennett of Syracuse on rush by Darrel Williams in 3rd Quarter (09/23/17 in Baton Rouge)

Blocked a PAT (kick)

Johnathon Calvin of Mississippi State on PAT attempt by Colby Delahousse in 2nd Quarter (09/17/16 in Baton Rouge)

Returned a PAT for a Defensive Extra Point

Eric Kelly of Kentucky off a bad snap in the 2nd Quarter (10/17/98 in Baton Rouge)

Faked a field goal for a TD

Damon Duval of Auburn 1 yard run in 1st Quarter (09/18/99 in Baton Rouge)

Recovered an onside kick

Dez Harris of Mississippi State in 4th Quarter (09/17/16 in Baton Rouge)

Scoring

Scored 30 or more points

All Games: 49 vs. Florida (10/16/21)
SEC Games: 49 vs. Florida (10/16/21)

Scored 40 or more points

All Games: 49 vs. Florida (10/16/21)
SEC Games: 49 vs. Florida (10/16/21)

Scored 50 or more points

All Games: 53 vs. Ole Miss (12/19/20)
SEC Games: 53 vs. Ole Miss (12/19/20)

Scored 60 or more points

All Games: 63 vs. Oklahoma, (12/28/19)
SEC Games: 72 at Texas A&M, 7 OTs (11/24/18)

Scored 70 or more points

All Games: 72 at Texas A&M, 7 OTs (11/24/18)
SEC Games: 72 at Texas A&M, 7 OTs (11/24/18)

Total Offense

Had more than 400 total yards

All Games: 412 vs. Texas A&M (11/27/21)
SEC Games: 412 vs. Texas A&M (11/27/21)

Had more than 450 total yards

All Games: 454 vs. Florida (10/16/21)
SEC Games: 454 vs. Florida (10/16/21)

Had more than 500 total yards

All Games: 593 vs. Ole Miss (12/19/20)
SEC Games: 593 vs. Ole Miss (12/19/20)

Had more than 550 total yards

All Games: 593 vs. Ole Miss (12/19/20)
SEC Games: 593 vs. Ole Miss (12/19/20)

Had more than 600 total yards

All Games: 628 vs. Clemson (01/13/20)
SEC Games: 612 vs. Arkansas, (11/23/19)

Had More than 625 total yards

All Games: 628 vs. Clemson (01/13/20)
SEC Games: 714 at Ole Miss, (11/16/19)

Had more than 650 total yards

All Games: 692 vs. Oklahoma, (12/28/19)
SEC Games: 714 at Ole Miss, (11/16/19)

Had more than 700 total yards

All Games: 714 at Ole Miss, (11/16/19)
SEC Games: 714 at Ole Miss, (11/16/19)

Rushing Offense

Rushed for 150 or more yards

All Games: 321 vs. Florida (10/16/21)
SEC Games: 321 vs. Florida (10/16/21)

Rushed for 200 or more yards

All Games: 321 vs. Florida (10/16/21)
SEC Games: 321 vs. Florida (10/16/21)

Rushed for 250 or more yards

All Games: 321 vs. Florida (10/16/21)
SEC Games: 321 vs. Florida (10/16/21)

Rushed for 300 or more yards

All Games: 321 vs. Florida (10/16/21)
SEC Games: 321 vs. Florida (10/16/21)

Rushed for 350 or more yards

All Games: 393 vs Ole Miss (10/21/17)
SEC Games: 393 vs Ole Miss (10/21/17)

Rushed for 400 or more yards

All Games: 418 vs. Missouri (10/01/16)
SEC Games: 418 vs. Missouri (10/01/16)

Rushed for 425 or more yards

All Games: 433 vs. Houston (09/07/96)
SEC Games: 426 vs. Ole Miss (10/30/76)

Rushed for 500 or more yards

All Games: 503 vs. Oregon (10/22/77)
SEC Games: Never

Passing Offense

Passed for 250 or more yards

All Games: 306 vs. Texas A&M (11/27/21)
SEC Games: 306 vs. Texas A&M (11/27/21)

Passed for 300 or more yards

All Games: 306 vs. Texas A&M (11/27/21)
SEC Games: 306 vs. Texas A&M (11/27/21)

Passed for 350 or more yards

All Games: 400 vs. Central Michigan (9/18/21)
SEC Games: 435 vs. Ole Miss (12/19/20)

Passed for 400 or more yards

All Games: 400 vs. Central Michigan (9/18/21)
SEC Games: 435 vs. Ole Miss (12/19/20)

Passed for 450 or more yards

All Games: 463 vs. Clemson (01/13/20)
SEC Games: 489 at Ole Miss, (11/16/19)

Passed for 500 or more yards

All Games: 532 vs. Oklahoma, (12/28/19)
SEC Games: 528 vs. Alabama (11/03/01)

Scoring Defense

Allowed 0 points

All Games: 0 vs. Southeastern La. (09/08/18)
SEC Games: 0 at Mississippi State (08/30/07)

Allowed 3 or fewer points....

All Games: 3 vs. Georgia Southern (08/31/19)
SEC Games: 3 vs. Mississippi State (10/20/18)

Allowed 7 or fewer points....

All Games: 7 vs. McNeese (9/11/21)
SEC Games: 7 at Vanderbilt (10/03/20)

Allowed 10 or fewer points..

All Games: 7 at Vanderbilt (10/03/20)
SEC Games: 7 at Vanderbilt (10/03/20)

Allowed 14 or fewer points

All Games: 14 vs. ULM (11/20/21)
SEC Games: 7 at Vanderbilt (10/03/20)

Total Defense

Allowed fewer than 75 total yards

All Games: 70 vs. Louisiana-Lafayette (10/05/02)
SEC Games: 69 at Kentucky (10/15/66)

Allowed fewer than 100 total yards

All Games: 98 vs. Georgia Southern (08/31/19)
SEC Games: 90 vs. Auburn (10/13/73)

Allowed fewer than 125 total yards

All Games: 98 vs. Georgia Southern (08/31/19)
SEC Games: 114 vs. Kentucky (10/19/85)

Allowed fewer than 150 total yards

All Games: 142 vs. McNeese (9/11/21)
SEC Games: 135 vs. Vanderbilt (09/11/10)

Allowed fewer than 175 total yards

All Games: 169 vs. Texas A&M, (11/30/19)
SEC Games: 169 vs. Texas A&M, (11/30/19)

Allowed fewer than 200 total yards

All Games: 169 vs. Texas A&M, (11/30/19)
SEC Games: 169 vs. Texas A&M, (11/30/19)

Allowed fewer than 225 total yards

All Games: 169 vs. Texas A&M, (11/30/19)
SEC Games: 169 vs. Texas A&M, (11/30/19)

Allowed fewer than 250 total yards

All Games: 169 vs. Texas A&M, (11/30/19)
SEC Games: 169 vs. Texas A&M, (11/30/19)

Allowed fewer than 275 total yards

All Games: 267 at Texas A&M (11/28/20)
SEC Games: 267 at Texas A&M (11/28/20)

Allowed fewer than 300 total yards

All Games: 296 vs. Texas A&M (11/27/21)
SEC Games: 296 vs. Texas A&M (11/27/21)

Rushing Defense

Allowed fewer than 0 yards

All Games: -5 vs. BYU (09/02/17)
SEC Games: 0 at South Carolina (10/18/03)

Allowed fewer than 10 yards

All Games: 6 at Alabama (11/6/21)
SEC Games: 6 at Alabama (11/6/21)

Allowed fewer than 20 yards

All Games: 6 at Alabama (11/6/21)
SEC Games: 6 at Alabama (11/6/21)

Allowed fewer than 30 yards

All Games: 6 at Alabama (11/6/21)
SEC Games: 6 at Alabama (11/6/21)

Allowed fewer than 40 yards

All Games: 6 at Alabama (11/6/21)
SEC Games: 6 at Alabama (11/6/21)

Allowed fewer than 50 yards

All Games: 6 at Alabama (11/6/21)
SEC Games: 6 at Alabama (11/6/21)

Allowed fewer than 60 yards

All Games: 54 vs. Texas A&M (11/27/21)
SEC Games: 54 vs. Texas A&M (11/27/21)

Allowed fewer than 70 yards

All Games: 54 vs. Texas A&M (11/27/21)
SEC Games: 54 vs. Texas A&M (11/27/21)

Allowed fewer than 80 yards

All Games: 54 vs. Texas A&M (11/27/21)
SEC Games: 54 vs. Texas A&M (11/27/21)

Allowed fewer than 90 yards

All Games: 54 vs. Texas A&M (11/27/21)
SEC Games: 54 vs. Texas A&M (11/27/21)

Allowed fewer than 100 yards

All Games: 54 vs. Texas A&M (11/27/21)
SEC Games: 54 vs. Texas A&M (11/27/21)

Passing Defense

Allowed 0 passing yards

All Games: 0 vs. Alabama (11/06/71)
SEC Games: 0 vs. Alabama (11/06/71)

Allowed 25 or fewer passing yards

All Games: 24 vs. Georgia Southern (08/31/19)
SEC Games: 23 vs. Arkansas (11/27/93)

Allowed 50 or fewer passing yards

All Games: 24 vs. Georgia Southern (08/31/19)
SEC Games: 47 at Ole Miss (11/19/11)

Allowed 75 or fewer passing yards

All Games: 24 vs. Georgia Southern (08/31/19)
SEC Games: 59 vs. Mississippi State (10/20/18)

Allowed 100 or fewer passing yards

All Games: 91 vs. McNeese (9/11/21)
SEC Games: 97 vs. Texas A&M, (11/30/19)

Allowed 125 or fewer passing yards

All Games: 105 at Texas A&M (11/28/20)
SEC Games: 105 at Texas A&M (11/28/20)

Allowed 150 or fewer passing yards

All Games: 142 vs. Arkansas (11/13/21)
SEC Games: 142 vs. Arkansas (11/13/21)

Allowed 175 or fewer passing yards

All Games: 142 vs. Arkansas (11/13/21)
SEC Games: 142 vs. Arkansas (11/13/21)

Allowed 200 or fewer passing yards

All Games: 193 vs. ULM (11/20/21)
SEC Games: 142 vs. Arkansas (11/13/21)

Individual Rushing

Had a player rush for 100 or more yards

All Games: 119 by Tyrion Davis-Price vs. Arkansas (11/13/12)
SEC Games: 119 by Tyrion Davis-Price vs. Arkansas (11/13/12)

Had a player rush for 150 or more yards

All Games: 287 by Tyrion Davis-Price vs. Florida (10/16/21)
SEC Games: 287 by Tyrion Davis-Price vs. Florida (10/16/21)

Had a player rush for 200 or more yards

All Games: 287 by Tyrion Davis-Price vs. Florida (10/16/21)
SEC Games: 287 by Tyrion Davis-Price vs. Florida (10/16/21)

Had a player rush for 225 or more yards

All Games: 287 by Tyrion Davis-Price vs. Florida (10/16/21)
SEC Games: 287 by Tyrion Davis-Price vs. Florida (10/16/21)

Had a player rush for 2 or more TDs

All Games: 3 by Tyrion Davis-Price vs. Florida (10/16/21)
SEC Games: 3 by Tyrion Davis-Price vs. Florida (10/16/21)

Had a player rush for 3 or more TDs

All Games: 3 by Tyrion Davis-Price vs. Florida (10/16/21)
SEC Games: 3 by Tyrion Davis-Price vs. Florida (10/16/21)

Had a player rush for 4 or more TDs

All Games: 4 by Derrius Guice at Texas A&M (11/24/16)
SEC Games: 4 by Derrius Guice at Texas A&M (11/24/16)

Had a player rush for 5 or more TDs

All Games: 5 by Kevin Faulk at Kentucky (11/01/97)
SEC Games: 5 by Kevin Faulk at Kentucky (11/01/97)

Individual Passing

Had a player pass for 200 or more yards

All Games: 306 by Max Johnson vs. Texas A&M (11/27/21)
SEC Games: 306 by Max Johnson vs. Texas A&M (11/27/21)

Had a player pass for 250 or more yards

All Games: 306 by Max Johnson vs. Texas A&M (11/27/21)
SEC Games: 306 by Max Johnson vs. Texas A&M (11/27/21)

Had a player pass for 300 or more yards.

All Games: 306 by Max Johnson vs. Alabama (11/27/21)
SEC Games: 306 by Max Johnson vs. Texas A&M (11/27/21)

Had a player pass for 350 or more yards

All Games: 372 by Max Johnson vs. Central Michigan (9/18/21)
SEC Games: 435 by Max Johnson vs. Ole Miss (12/19/20)

Had a player pass for 400 or more yards

All Games: 435 by Max Johnson vs. Ole Miss (12/19/20)
SEC Games: 435 by Max Johnson vs. Ole Miss (12/19/20)

Had a player pass for 450 or more yards

All Games: 463 by Joe Burrow vs. Clemson (01/13/20)
SEC Games: 489 by Joe Burrow at Ole Miss (11/16/19)

Had a player pass for 500 or more yards

All Games: 528 by Rohan Davey at Alabama (11/03/01)
SEC Games: 528 by Rohan Davey at Alabama (11/03/01)

Had a player pass for 2 or more TDs

All Games: 3 by Max Johnson vs. Texas A&M (11/27/21)
SEC Games: 3 by Max Johnson vs. Texas A&M (11/27/21)

Had a player pass for 3 or more TDs

All Games: 3 by Max Johnson vs. Texas A&M (11/27/21)
SEC Games: 3 by Max Johnson vs. Texas A&M (11/27/21)

Had a player pass for 4 or more TDs

All Games: 4 by Max Johnson at Mississippi State (9/25/21)
SEC Games: 4 by Max Johnson at Mississippi State (9/25/21)

Had a player complete 20 or more passes

All Games: 22 by Max Johnson vs. Texas A&M (11/27/21)
SEC Games: 22 by Max Johnson vs. Texas A&M (11/27/21)

Had a player complete 25 or more passes

All Games: 26 by Max Johnson vs. Auburn (10/2/21)
SEC Games: 26 by Max Johnson vs. Auburn (10/2/21)

Had a player complete 30 or more passes

All Games: 31 by Joe Burrow vs. Clemson (01/13/20)
SEC Games: 32 by Joe Burrow at Ole Miss (11/17/19)

Had a player complete 35 or more passes

All Games: 35 by Rohan Davey at Alabama (11/03/01)
SEC Games: 35 by Rohan Davey at Alabama (11/03/01)

Had a player complete 15 straight passes

All Games: 17 by Rohan Davey vs. Arkansas-6 (11/26/99), vs. Western Carolina-11 (09/02/00) and 17 by Matt Mauck vs. Arizona-11 (09/06/03), vs. Western Illinois-6 (09/13/03) and 17 by Joe Burrow at Ole Miss (11/16/19)

Had a player throw 30 or more passes

All Games: 38 by Max Johnson vs. Texas A&M (11/27/21)
SEC Games: 38 by Max Johnson vs. Texas A&M (11/27/21)

Had a player throw 35 or more passes

All Games: 38 by Max Johnson vs. Texas A&M (11/27/21)
SEC Games: 38 by Max Johnson vs. Texas A&M (11/27/21)

Had a player throw 40 or more passes

All Games: 46 by Max Johnson vs. Auburn (10/2/21)
SEC Games: 46 by Max Johnson vs. Auburn (10/2/21)

Had a player throw 45 or more passes

All Games: 46 by Max Johnson vs. Auburn (10/2/21)
SEC Games: 46 by Max Johnson vs. Auburn (10/2/21)

Had a player throw 50 or more passes

All Games: 51 by Max Johnson vs. Ole Miss (12/19/20)
SEC Games: 51 by Max Johnson vs. Ole Miss (12/19/20)

Individual Receiving

Had a player with 9 or more receptions in a game

All Games: 9 by Kayshon Boutte at UCLA (9/4/21)
SEC Games: 14 by Kayshon Boutte vs. Ole Miss (12/19/20)

Had a player with 10 or more receptions in a game

All Games: 14 by Kayshon Boutte vs. Ole Miss (12/19/20)
SEC Games: 14 by Kayshon Boutte vs. Ole Miss (12/19/20)

Had a player with 11 or more receptions in a game

All Games: 14 by Kayshon Boutte vs. Ole Miss (12/19/20)
SEC Games: 14 by Kayshon Boutte vs. Ole Miss (12/19/20)

Had a player with 12 or more receptions in a game

All Games: 14 by Kayshon Boutte vs. Ole Miss (12/19/20)
SEC Games: 14 by Kayshon Boutte vs. Ole Miss (12/19/20)

Had a player with 13 or more receptions in a game

All Games: 14 by Kayshon Boutte vs. Ole Miss (12/19/20)
SEC Games: 14 by Kayshon Boutte vs. Ole Miss (12/19/20)

Had a player with 14 or more receptions in a game

All Games: 14 by Kayshon Boutte vs. Ole Miss (12/19/20)
SEC Games: 14 by Kayshon Boutte vs. Ole Miss (12/19/20)

Had a player with 15 or more receptions in a game

All Games: 19 by Josh Reed at Alabama (11/03/01)
SEC Games: 19 by Josh Reed at Alabama (11/03/01)

Had a player receive 100 or more yards

All Games: 189 by Jaray Jenkins vs. Texas A&M (11/27/21)
SEC Games: 189 by Jaray Jenkins vs. Texas A&M (11/27/21)

Had a player receive 150 or more yards

All Games: 189 by Jaray Jenkins vs. Texas A&M (11/27/21)
SEC Games: 189 by Jaray Jenkins vs. Texas A&M (11/27/21)

Had a player receive 200 or more yards

All Games: 235 by Terrace Marshall Jr. at Missouri (10/10/20)
SEC Games: 235 by Terrace Marshall Jr. at Missouri (10/10/20)

Had a player receive 250 or more yards

All Games: 293 by Josh Reed at Alabama (11/03/01) - school record
SEC Games: 293 by Josh Reed at Alabama (11/03/01) - school record

Had a player receive for 2 or more TDs

All Games: 2 by Jaray Jenkins vs. Texas A&M (11/27/21)
SEC Games: 2 by Jaray Jenkins vs. Texas A&M (11/27/21)

Had a player receive for 3 or more TDs

All Games: 3 by Jaray Jenkins vs. Florida (10/16/21)
SEC Games: 3 by Jaray Jenkins vs. Florida (10/16/21)

Had a player receive for 4 or more TDs

All Games: 4 by Justin Jefferson vs Oklahoma (12/28/19)
SEC Games: 4 by Ja'Marr Chase at Vanderbilt (09/21/19)

Had a player receive for 5 or more TDs

All Games: 5 by Carlos Carson vs. Rice (09/24/77)
SEC Games: Never

Game 1

#16 LSU
UCLA

27 September 4, 2021
38 Rose Bowl
Pasadena, CA
68,123

LSU								
RUSHING		Att.	Gain	Lost	Net	TD	Long	Avg.
Tyrion Davis-Price		13	33	2	31	0	8	2.4
Max Johnson		11	31	15	16	0	12	1.5
Josh Williams		1	2	0	2	0	2	2.0
Charles Turner		0	0	0	0	0	0	0.0
PASSING		Att.	Comp		Int	Yds	TD	Long
Max Johnson		46	26		1	330	3	45
Sacks								2
RECEIVING		No.	Yds.	TD	Long			
Kayshon Boutte		9	148	3	45			
Trey Palmer		7	47	0	20			
Jaray Jenkins		3	46	0	17			
Koy Moore		3	32	0	14			
Biran Thomas		1	18	0	18			
Jack Bech		1	17	0	17			
Josh Williams		1	17	0	17			
Tyrion Davis-Price		1	5	0	5			
Devonta Lee		0	0	0	0			
Kole Taylor		0	0	0	0			
Chris Hilton		0	0	0	0			
PUNTING		No.	Yds.	Avg.	Long	I20	TB	
Avery Atkins		6	240	40.0	47	4	0	
FIELD GOALS		Att.	Made	Long	KICKS			
Cade York		2	2	33	Made: 26, 33			
		Punts			Kickoffs		Interceptions	
ALL RETURNS		No.	Yds.	Lg.	No.	Yds.	Lg.	No.
Trey Palmer		3	18	12	1	23	23	0
Eli Ricks		0	0	0	0	0	0	1
								0
								0
UCLA								
RUSHING		Att.	Gain	Lost	Net	TD	Long	Avg.
Zach Charbonnet		11	120	3	117	1	43	10.6
Brittain Brown		17	97	1	96	1	19	5.6
Kazmeir Allen		2	5	0	5	0	4	2.5
Dorian		13	42	37	5	0	11	0.4
Thompson-Robinson								
TEAM		4	0	13	-13	0	0	-3.2
Totals...		47	264	54	210	2	43	4.5
PASSING		Att.	Comp		Int.	Yds.	TD	Long
Dorian		16	9		1	260	3	75
Thompson-Robinson								4
RECEIVING		No.	Yds.	TD	Long			
Greg Dulcich		3	117	1	75			
Kyle Philips		2	49	1	45			
Kazmeir Allen		2	45	0	36			
Zach Charbonnet		1	35	0	35			
Chase Cota		1	14	1	14			
PUNTING		No.	Yds.	Avg.	Long	I20	TB	
Luke Akers		4	177	44.2	53	1	0	
FIELD GOALS		Att.	Made	Long	KICKS			
Nicholas Barr-Mira		1	1	43	Made: 43			
		Punts			Kickoffs		Interceptions	
ALL RETURNS		No.	Yds.	Lg.	No.	Yds.	Lg.	No.
Kazmeir Allen		0	0	0	2	52	27	0
Caleb Johnson		0	0	0	0	0	0	1
								34
								34

UCLA Pulls Away from LSU, 38-27

Quarterback **Max Johnson** connected with wide receiver **Kayshon Boutte** for three touchdowns, but it wasn't enough for No. 16-ranked LSU on Saturday at the Rose Bowl. UCLA won the first meeting between the teams, 38-27. UCLA senior quarterback Dorian Thompson-Robinson threw for three touchdowns, as the Bruins pulled away from LSU with a pair of fourth-quarter touchdowns. LSU (0-1) pulled within four points, 24-20, following a **Cade York** field goal with 1:07 left in the third quarter. UCLA (2-0) then used a pair of eight-play drives that spanned 73 and 81 yards in the fourth quarter to earn a victory in the first meeting between the programs on the gridiron. Johnson, who started for the third time in his LSU career, completed 26-of-46 passes for 330 yards and three touchdowns. He was intercepted once and sacked twice. LSU struggled to find momentum in its running game, finishing with 48 net yards on 25 carries. Bruins' quarterback Thompson-Robinson was 9-of-16 passing for 260 yards with touchdown passes of 75, 14 and 45 yards. Tight end Greg Dulcich caught three passes for 117 yards including a 75-yard touchdown pass. UCLA's Zach Charbonnet had 117 rushing yards on 11 carries with a touchdown.

Scoring		1	2	3	4	F
LSU		0	10	10	7	27
UCLA		0	14	10	14	38

LSU	2Q	12:34	Boutte 3 yd pass from Johnson (York kick)
UCLA	2Q	12:20	Dulcich 75 yd pass from Thompson-Robinson (Barr-Mira kick)
UCLA	2Q	9:49	Charbonnet 12 yd rush (Barr-Mira kick)
LSU	2Q	3:53	York 26 yd field goal
UCLA	3Q	10:52	Cota 14 yd pass from Thompson-Robinson (N.Barr-Mira kick)
LSU	3Q	8:56	Boutte 44 yd pass from Johnson (York kick)
UCLA	3Q	6:38	Barr-Mira 43 yd field goal
LSU	3Q	1:07	York 43 yd field goal
UCLA	4Q	12:08	Brown 1 yd rush (Barr-Mira kick)
UCLA	4Q	6:31	Philips 45 yd pass from Thompson-Robinson (Barr-Mira kick)
LSU	4Q	4:08	Boutte 45 yd pass from Max Johnson (York kick)

Team Stats	LSU	UCLA
FIRST DOWNS	24	19
Rushing	4	12
Passing	17	7
Penalty	3	0
NET YARDS RUSHING	49	210
Rushing Attempts	25	47
Average Per Rush	2.0	4.5
Rushing Touchdowns	0	2
Yards Gained Rushing	66	264
Yards Lost Rushing	17	54
NET YARDS PASSING	330	260
Completions-Attempts-Int	26-46-1	9-16-1
Avg. Per Attempt	7.2	16.2
Avg. Per Completion	12.7	28.9
Passing Touchdowns	3	3
TOTAL OFFENSE YARDS	w	470
Total offense plays	71	63
Avg. Game Per Play	5.3	7.5
Fumbles: Number-Lost	3-0	0-0
Penalties: Number-Yards	2-10	8-73
PUNTS-YARDS	6-240	4-177
Avg. Yard Per Punt	40.0	44.2
Net Yards Per Punt	40	39.8
Inside 20	4	1
50+ Yards	0	1
Touchbacks	0	0
Fair Catch	4	1
KICKOFF-YARDS	5-324	7-451
Avg. Yard Per Kickoff	64.8	64.4
Net Yards Per Kickoff	39.4	39.7
Touchbacks	3	6
Fair Catch Yards	0	0
Punt Returns: Number-Yds-TD	3-18-0	0-0-0
Avg. Punt Return	6.0	0.0
Kick Returns: Number-Yds-TD	1-23-0	2-52-0
Avg. Per Return	23.0	26.0
Interception: Number-Yds-TD	1-0-0	1-34-0
Fumble Returns: Number-Yds-TD	0-0-0	0-0-0
Miscellaneous Yards	0	0
Possession Time	29:54	30:06
1st Quarter	07:35	07:25
2nd Quarter	08:01	06:59
3rd Quarter	10:52	04:08
4th Quarter	03:26	11:34
Third Down Conversions	6-15	7-13
Fourth Down Conversions	1-1	0-0
Red-Zone: Scores-Chances	3-3	3-4
Touchdowns	1-3	3-4
Field Goals	2-3	0-4
Sacks By: Number-Yds	4-36	2-15
PAT Kicks	3-3	5-5
Field Goals	2-2	1-1
Points off Turnover	3	7

Game 2

McNeese 7 September 11, 2021
LSU 34 Tiger Stadium
Baton Rouge, LA
94,220

LSU							
RUSHING	Att.	Gain	Lost	Net	TD	Long	Avg.
Corey Kiner	11	57	1	56	1	23	5.1
Tyrion Davis-Price	8	37	0	37	0	21	4.6
Armoni Goodwin	2	23	0	23	0	21	11.5
Josh Williams	4	17	0	17	0	6	4.2
Trey Palmer	1	3	0	3	0	3	3.0
Max Johnson	8	12	11	1	0	10	0.1
Garrett Nussmeier	1	0	5	-5	0	0	-5.0
TEAM	1	0	6	-6	0	0	-6.0

PASSING	Att.	Comp	Int	Yds	TD	Long	Sacks
Max Johnson	27	18	0	161	3	24	2
Garrett Nussmeier	10	3	0	19	0	9	1

RECEIVING	No.	Yds.	TD	Long
Kayshon Boutte	5	31	2	11
Jack Bech	4	57	0	24
Kole Taylor	4	22	0	9
Trey Palmer	3	30	1	19
Deion Smith	2	13	0	9
Tyrion Davis-Price	1	21	0	21
Alex Adams	1	5	0	5
Josh Williams	1	1	0	1
Jaray Jenkins	0	0	0	0
Koy Moore	0	0	0	0
Jack Mashburn	0	0	0	0
Brian Thomas Jr.	0	0	0	0

PUNTING	No.	Yds.	Avg.	Long	I20	TB
Avery Atkins	7	274	39.1	47	3	0

FIELD GOALS	Att.	Made	Long	KICKS
Cade York	2	2	56	Made: 55,56

ALL RETURNS	Punts			Kickoffs			Interceptions		
	No.	Yds.	Lg.	No.	Yds.	Lg.	No.	Yds.	Lg.
Trey Palmer	1	3	3	1	16	16	0	0	0
Koy Moore	1	1	1	0	0	0	0	0	0
Deion Smith	1	0	0	0	0	0	0	0	0

MCNEESE							
RUSHING	Att.	Gain	Lost	Net	TD	Long	Avg.
Stephon Huderson	16	73	6	67	0	30	4.2
Deonta McMahon	11	48	4	44	0	32	4.0
Cody Orgeron	15	11	71	-60	0	6	-4.0

PASSING	Att.	Comp	Int.	Yds.	TD	Long	Sacks
Cody Orgeron	20	10	0	91	1	44	8

RECEIVING	No.	Yds.	TD	Long
Joshua Matthews	2	23	0	12
Deonta McMahon	2	15	0	11
Stephon Huderson	2	4	0	7
Carlo Williams	1	44	1	44
Mason Pierce	1	4	0	4
Jalen Johnson	1	2	0	2
Dontay Hargrove	1	-1	0	0
Walker Wood	0	0	0	0
Markel Cotten	0	0	0	0
Brendan Sirls	0	0	0	0

PUNTING	No.	Yds.	Avg.	Long	I20	TB
Callum Eddings	10	310	31.0	40	2	0
Eemil Herranen	2	61	30.5	31	0	0

FIELD GOALS	Att.	Made	Long	KICKS
N/A				

ALL RETURNS	Punts			Kickoffs			Interceptions		
	No.	Yds.	Lg.	No.	Yds.	Lg.	No.	Yds.	Lg.
Mason Pierce	1	20	20	2	36	22	0	0	0

Defense Powers LSU Past McNeese, 34-7

LSU's defense pitched a shutout until the waning minutes and **Cade York** twice set Tiger Stadium records, as the Tigers bounced back with a 34-7 victory over McNeese on Saturday night in Tiger Stadium. York, a preseason all-American, made field goals of 55 and 56 yards to twice break the Tiger Stadium record for longest field goal. The previous mark was 54 yards setup by Wade Richey against Kentucky in 1996. York's personal best is 57 yards made in 2020 at Florida. He improved to 12-of-14 in his LSU career on field goal attempts of 50-plus yards. Meanwhile, the Tigers' defense allowed only 67 yards midway through the fourth quarter when McNeese (0-2) put together its only scoring drive of the contest – 79 yards in five plays – to finish the game with 142 yards of total offense. LSU was suffocating on the defensive side, recording 16 tackles behind the line of scrimmage including eight sacks while forcing 12 punts. The sacks mark was one shy of the school record (9 in 1994 vs. Tulane) and the most since head coach **Ed Orgeron's** squad had eight against Lamar Jackson and Louisville in the 2016 Citrus Bowl. Freshman defensive tackle **Maason Smith** led the charge with 3.5 sacks, while senior end **Andre Anthony** added 2.5 and reserve end **Desmond Little** had 1.5. Tigers starting quarterback sophomore **Max Johnson** finished 18-of-27 passing for 161 yards with three touchdowns, while freshman **Garrett Nussmeier** saw his first action at LSU late in the third quarter. He finished 3-of-10 passing for 19 yards. Also seeing action for the first time was freshman running back **Corey Kiner**, who led LSU with 11 carries and 56 yards with a 23-yard touchdown in the fourth quarter. LSU ran for 126 yards. Wide receiver **Kayshon Boutte** added two touchdown receptions to his tally and finished with five catches for 31 yards on eight targets. Freshman receiver **Jack Bech** had a game-high 57 receiving yards on four receptions. Orgeron's son, Cody, was the starting quarterback for McNeese (0-2). The younger Orgeron completed 10-of-20 passes for 91 yards including the 44-yard screen pass for a touchdown with 4:30 remaining in the contest. Stephon Huderson led McNeese with 67 net rushing yards, while Deonta McMahon added 44.

Scoring	1	2	3	4	F
LSU	0	0	0	7	7
MCNEESE	7	10	7	10	34

LSU	1Q	08:16	Palmer 19 yd pass from Johnson (York kick)
LSU	2Q	06:58	Boutte 3 yd pass from Johnson (York kick)
LSU	2Q	01:41	York 55 yd field goal
LSU	3Q	02:47	Boutte 6 yd pass from Johnson (York kick)
LSU	4Q	14:55	York 56 yd field goal
LSU	4Q	07:37	Kiner 23 yd rush (York kick)
MCN	4Q	1:07	Williams 44 yd pass from C. Orgeron (Heitmeier kick)

Team Stats	LSU	MCNEESE
FIRST DOWNS	17	10
Rushing	7	3
Passing	9	5
Penalty	1	2
NET YARDS RUSHING	126	51
Rushing Attempts	36	42
Average Per Rush	3.5	1.2
Rushing Touchdowns	1	0
Yards Gained Rushing	149	132
Yards Lost Rushing	23	81
NET YARDS PASSING	180	91
Completions-Attempts-Int	21-37-0	10-20-0
Avg. Per Attempt	4.9	4.6
Avg. Per Completion	8.6	9.1
Passing Touchdowns	3	1
TOTAL OFFENSE YARDS	306	142
Total offense plays	73	62
Avg. Gain Per Play	4.2	2.3
Fumbles: Number-Lost	1-0	1-1
Penalties: Number-Yards	2-25	3-25
PUNTS-YARDS	7-274	12-371
Avg. Yard Per Punt	39.1	30.9
Net Yards Per Punt	36.3	30.6
Inside 20	3	2
50+ Yards	0	0
Touchbacks	0	0
Fair Catch	6	4
KICKOFF-YARDS	7-448	2-111
Avg. Yard Per Kickoff	64.0	55.5
Net Yards Per Kickoff	41	39.5
Touchbacks	5	0
Fair Catch Yards	0	16
Punt Returns: Number-Yds-TD	3-4-0	1-20-0
Avg. Per Return	1.3	20.0
Kick Returns: Number-Yds-TD	1-16-0	2-36-0
Avg. Per Return	16.0	18.0
Interception: Number-Yds-TD	0-0-0	0-0-0
Fumble Returns: Number-Yds-TD	0-0-0	0-0-0
Miscellaneous Yards	0	0
Possession Time	28:30	31:30
1st Quarter	07:55	07:05
2nd Quarter	08:30	06:30
3rd Quarter	06:04	08:56
4th Quarter	06:01	08:59
Third Down Conversions	4-16	3-16
Fourth Down Conversions	2-3	0-0
Red-Zone: Scores-Chances	3-3	0-0
Touchdowns	3-3	0-0
Field Goals	0-3	0-0
Sacks By: Number-Yds	8-64	3-14
PAT Kicks	4-4	1-1
Field Goals	2-2	0-0
Points off Turnover	7	0

Game 3

Central Michigan

LSU
LSU

RUSHING	Att.	Gain	Lost	Net	TD	Long	Avg.
Corey Kiner	12	80	6	74	1	26	6.2
Josh Williams	2	15	0	15	0	10	7.5
Tyrion Davis-Price	6	15	11	4	0	5	0.7
Max Johnson	1	4	0	4	0	4	4.0
TEAM	2	0	3	-3	0	0	-1.5
Garrett Nussmeier	1	0	10	-10	0	0	-10.0
Totals...	24	114	30	84	1	26	3.5

PASSING	Att.	Comp	Int	Yds	TD	Long	Sacks
Max Johnson	35	26	1	372	5	41	0
Garrett Nussmeier	4	1	0	28	0	28	1

RECEIVING	No.	Yds.	TD	Long
Kayshon Boutte	6	44	1	15
DeionSmith	5	135	2	40
Jack Bech	5	81	1	31
Devonta Lee	5	47	1	21
Brian Thomas Jr.	2	50	0	41
Koy Moore	2	39	0	28
Malik Nabers	1	6	0	6
Josh Williams	1	-2	0	0
Jaray Jenkins	0	0	0	0
Totals...	27	400	5	41

PUNTING	No.	Yds.	Avg.	Long	I20	TB
Avery Atkins	4	181	45.2	55	1	1

FIELD GOALS	Att.	Made	Long	KICKS
N/A				

Punts				Kickoffs			Interceptions		
No.	Yds.	Lg.	No.	Yds.	Lg.	No.	Yds.	Lg.	
Koy Moore	2	-1	0	0	0	0	0	0	0
Kayshon Boutte	0	0	0	1	20	20	0	0	0
Major Burns	0	0	0	0	0	0	1	18	18

CENTRAL MICHIGAN

RUSHING	Att.	Gain	Lost	Net	TD	Long	Avg.
Myles Bailey	7	29	0	29	0	11	4.1
De'Javion Stepney	3	22	0	22	0	17	7.3
Lew Nichols	12	28	10	18	0	17	1.5
Darius Bracy	1	2	0	2	0	2	2.0
Marion Lukes	2	0	2	-2	0	0	-1.0
Jacob Sirmon	6	5	1	4	0	5	-2.2
Totals...	31	86	30	56	0	17	1.8

PASSING	Att.	Comp	Int.	Yds.	TD	Long	Sacks
Jacob Sirmon	24	17	1	156	1	78	5
Daniel Richardson	15	8	0	72	1	19	0

RECEIVING	No.	Yds.	TD	Long
JaCorey Sullivan	5	114	1	78
Lew Nichols	5	19	0	12
Joel Wilson	4	31	1	18
Kalil Pimbleton	3	35	0	19
Dallas Dixon	3	14	0	6
Myles Bailey	2	14	0	10
Remi Simmons	1	2	0	2
De'Javion Stepney	1	1	0	1
Darius Bracy	1	-2	0	0
Alec Ward	0	0	0	0
Totals...	25	228	2	78

PUNTING	No.	Yds.	Avg.	Long	I20	TB
Luke Elzinga	6	294	49.0	60	4	0
Totals...	6	294	49.0	60	4	0

FIELD GOALS	Att.	Made	Long	KICKS
N/A				

Punts				Kickoffs			Interceptions		
No.	Yds.	Lg.	No.	Yds.	Lg.	No.	Yds.	Lg.	
Mason Pierce	1	20	20	2	36	22	0	0	0

LSU Dominates Central Michigan, 49-21

Max Johnson tossed five touchdown passes and the Tigers defense continued to show improvement, as LSU defeated Central Michigan, 49-21, on Saturday night in Tiger Stadium. Johnson, who played only 2 1/2 quarters, finished 26-of-35 passing for 372 yards with five touchdowns and an interception. The sophomore has thrown for at least three TD's in the first five starts in his career, a first by an LSU player. LSU, which started three true freshman receivers, spread the ball around to eight different players including freshman **Deion Smith** whose coming-out party included five catches for 135 yards and LSU's first two offensive touchdowns. Freshman end **Jack Bech** added career-bests of five catches for 81 yards with a one-handed 20-yard TD reception, while sophomore wide receiver **Kayshon Boutte** had a game-high six grabs for 44 yards including a 2-yard TD. Freshman **Corey Kiner** paved the way on the ground for the Tigers, rushing 12 times for 74 yards with a 5-yard touchdown run. Defensively, LSU defensive end **Andre Anthony** picked up a fumble and scored with a 33-yard return in for LSU's second touchdown of the contest with 10:05 left in the first quarter. The Tigers had 15 tackles for loss including five sacks and an interception by safety **Major Burns**. Central Michigan's scores came on 78-yard touchdown reception with 25 seconds left in the first quarter on a busted coverage, a 20-yard interception return and an 18-yard pass with 10:47 left in the contest. LSU outgained Central Michigan, 484-284 – 117 of CMU's yards were gained in the fourth quarter when most Tigers starters gave way to reserves.

Scoring	1	2	3	4	F
CMU	7	0	7	7	21
LSU	21	14	7	7	49

LSU	1Q	11:48	Smith 28 yd pass from Johnson (York kick)
LSU	1Q	10:05	Anthony 33 yd fumble return (York kick)
LSU	1Q	01:52	Smith 40 yd pass from Johnson (York kick)
CMU	1Q	00:25	Sullivan 78 yd pass from Sirmon (Meeder kick)
LSU	2Q	06:54	Boutte 2 yd pass from Johnson (York kick)
LSU	2Q	02:15	Bech 20 yd pass from Johnson (York kick)
LSU	3Q	09:34	Lee 21 yd pass from Johnson (York kick)
CMU	3Q	05:41	Reed 20 yd interception return (Meeder kick)
CMU	4Q	10:47	Wilson 18 yd pass from Richardson (Meeder kick)
LSU	4Q	07:19	Kiner 5 yd rush (Stafford kick)

Team Stats	CMU	LSU
FIRST DOWNS	17	23
Rushing	5	5
Passing	11	18
Penalty	1	0
NET YARDS RUSHING	56	84
Rushing Attempts	31	24
Average Per Rush	1.8	3.5
Rushing Touchdowns	0	1
Yards Gained Rushing	86	114
Yards Lost Rushing	30	30
NET YARDS PASSING	228	400
Completions-Attempts-Int	25-39-1	27-39-1
Avg. Per Attempt	5.8	10.3
Avg. Per Completion	9.1	14.8
Passing Touchdowns	2	5
TOTAL OFFENSE YARDS	284	484
Total offense plays	70	63
Avg. Gain Per Play	4.1	7.7
Fumbles: Number-Lost	1-1	1-0
Penalties: Number-Yards	2-20	6-57
PUNTS-YARDS	6-294	4-181
Avg. Yard Per Punt	49.0	45.2
Net Yards Per Punt	49.2	40.2
Inside 20	4	1
50+ Yards	3	2
Touchbacks	0	1
Fair Catch	1	3
KICKOFF-YARDS	4-245	8-520
Avg. Yard Per Kickoff	61.2	65.0
Net Yards Per Kickoff	36.2	40
Touchbacks	1	8
Fair Catch Yards	0	0
Punt Returns: Number-Yds-TD	0-0-0	2-1-0
Avg. Per Return	0.0	-0.5
Kick Returns: Number-Yds-TD	0-0-0	1-20-0
Avg. Per Return	0.0	20.0
Interception: Number-Yds-TD	1-20-1	1-18-0
Fumble Returns: Number-Yds-TD	0-0-0	1-33-1
Miscellaneous Yards	0	0
Possession Time	33:02	26:58
1st Quarter	08:06	06:54
2nd Quarter	07:01	07:59
3rd Quarter	08:11	06:49
4th Quarter	09:44	05:16
Third Down Conversions	9-19	6-11
Fourth Down Conversions	1-3	0-0
Red-Zone: Scores-Chances	1-1	3-3
Touchdowns	1-1	3-3
Field Goals	0-1	0-3
Sacks By: Number-Yds	1-10	5-18
PAT Kicks	3-3	7-7
Field Goals	0-0	0-0
Points off Turnover	7	7

Game 4

LSU 28 September 25, 2021
MSU 25 Davis Wade Stadium
Starkville, Miss.
50,298

LSU									
RUSHING									
Tyrion Davis-Price	Att.	Gain	Lost	Net	TD	Long	Avg.		
Corey Kiner	4	15	1	14	0	7	3.5		
Armoni Goodwin	3	11	0	11	0	9	3.7		
TEAM	3	0	3	-3	0	0	-1.0		
Max Johnson	4	5	15	-10	0	5	-2.5		
Totals...	27	85	22	63	0	18	2.3		
PASSING									
Max Johnson	Att.	Comp		Int	Yds	TD	Long	Sacks	
	27	17		1	280	4	64	2	
RECEIVING									
Kayson Boutte	No.	Yds.	TD	Long					
Brian Thomas Jr.	3	43	0	20					
Deion Smith	2	19	0	12					
Jaray Jenkins	2	15	0	10					
Jack Bech	2	13	0	9					
Trey Palmer	1	58	1	58					
Kole Taylor	1	41	1	41					
Malik Nabers	1	4	0	4					
Armani Goodwin	1	2	0	2					
Totals...	17	280	4	64					
PUNTING									
Avery Atkins	No.	Yds.	Avg.	Long	I20	TB			
	5	197	39.4	52	2	1			
FIELD GOALS									
N/A	Att.	Made	Long	KICKS					
ALL RETURNS									
	Punts			Kickoffs			Interceptions		
	No.	Yds.	Lg.	No.	Yds.	Lg.	No.	Yds.	Lg.
Trey Palmer	2	26	24	0	0	0	0	0	0
Cordale Flott	0	0	0	0	0	0	1	0	0
MISSISSIPPI STATE									
RUSHING									
Dillon Johnson	Att.	Gain	Lost	Net	TD	Long	Avg.		
Jo'quavious Marks	13	49	3	46	0	14	3.5		
Will Rogers	5	20	2	18	0	10	3.6		
Totals...	26	120	5	115	0	14	4.4		
PASSING									
Will Rogers	Att.	Comp		Int.	Yds.	TD	Long	Sacks	
	62	47		1	371	3	29	1	
RECEIVING									
Jo'quavious Marks	No.	Yds.	TD	Long					
Dillon Johnson	9	58	0	15					
Makai Polk	8	78	1	29					
Austin Williams	6	62	1	22					
Malik Heath	5	48	0	22					
Lideatrick Griffen	3	18	0	10					
Jamire Calvin	2	21	0	13					
Christian Ford	2	14	0	9					
Jaden Walley	2	9	0	7					
Will Rogers	1	-4	0	0					
Rara Thomas	1	0	0	0					
Totals...	47	371	3	29					
PUNTING									
Archer Trafford	No.	Yds.	Avg.	Long	I20	TB			
	3	131	43.7	53	1	1			
FIELD GOALS									
Nolan Mccord	Att.	Made	Long	KICKS					
	2	1	23	23,33					
ALL RETURNS									
	Punts			Kickoffs			Interceptions		
	No.	Yds.	Lg.	No.	Yds.	Lg.	No.	Yds.	Lg.
Jaden Walley	2	7	5	0	0	0	0	0	0
Emmanuel Forbes	0	0	0	0	0	0	1	-10	0

LSU Contains Mississippi St. for 28-25 Victory
Max Johnson passed for 280 yards and four touchdowns, as the LSU Football team earned a 28-25 victory in the SEC opener on Saturday at Davis Wade Stadium. Johnson, a sophomore, became the first Tiger since Rohan Davey in 1999 to throw three touchdown passes of 40-plus yards in a single game. He finished 17-of-27 passing with touchdowns of 11 and 64 yards to wide receiver Kayshon Boutte, 58 to wide receiver Trey Palmer and 41 to tight end Kole Taylor that put his Tigers ahead 28-10 with 11:32 to play. Boutte led LSU with four catches and 85 yards, while Brian Thomas Jr. added four receptions for 43 yards. Tyrion Davis-Price had a team-high 51 rushing yards on 13 carries. Meanwhile, LSU's defense executed its dime package – six defensive backs – and kept the ball in front of itself for a vast majority of the contest. The Tigers "bend don't break" exercise resulted in a pair of first-quarter turnovers forced by nickelback Cordale Flott on the LSU side of the field and later a three-score lead in the fourth quarter when State rallied for a pair of touchdowns to make the game interesting. State quarterback Will Rogers finished 47-of-62 passing for 371 yards with three touchdowns and an interception. His 62 pass attempts were the fourth-most by an LSU opposing quarterback in program history (record: 72 by Troy's Levi Brown in 2008).

Scoring		1	2	3	4	F
LSU		7	0	14	7	28
MSU		7	3	7	15	25
LSU	1Q	09:04	Boutte 11 yd pass from Johnson (York kick)			
MSU	2Q	08:19	Mccord 23 yd FG			
LSU	3Q	14:22	Boutte 64 yd pass from Johnson (York kick)			
LSU	3Q	03:35	Palmer 58 yd pass from Johnson (York kick)			
MSU	3Q	00:26	Polk 29 yd pass from Rogers (Mccord kick)			
LSU	4Q	11:32	Taylor 41 yd pass from Johnson (York kick)			
MSU	4Q	06:48	Williams 2 yd pass from Rogers (Mccord kick)			
MSU	4Q	01:53	Marks 16 yd pass from Rogers (Heath pass from Rogers)			
Team Stats		LSU		MSU		
FIRST DOWNS		15		29		
Rushing		6		10		
Passing		8		18		
Penalty		1		1		
NET YARDS RUSHING		63		115		
Rushing Attempts		27		26		
Average Per Rush		2.3		4.4		
Rushing Touchdowns		0		0		
Yards Gained Rushing		85		120		
Yards Lost Rushing		22		5		
NET YARDS PASSING		280		371		
Completions-Attempts-Int		17-27-1		47-62-1		
Average Per Attempt		10.4		6.0		
Average Per Completion		16.5		7.9		
Passing Touchdowns		4		3		
TOTAL OFFENSE YARDS		343		486		
Total offense plays		54		88		
Average Gain Per Play		6.4		5.5		
Fumbles: Number-Lost		0-0		1-1		
Penalties: Number-Yards		5-32		6-36		
PUNTS-YARDS		5-197		3-131		
Average Yards Per Punt		39.4		43.7		
Net Yards Per Punt		34		35		
Inside 20		2		1		
50+ Yards		1		1		
Touchbacks		1		0		
Fair catch		1		0		
KICKOFF-YARDS		5-325		4-255		
Average Yards Per Kickoff		65.0		63.8		
Net Yards Per Kickoff		40		41.2		
Touchbacks		5		2		
Fair Catch Yards		0		40		
Punt returns: Number-Yards-TD		2-26-0		2-7-0		
Average Per Return		13.0		3.5		
Kickoff returns: Number-Yds-TD		0-0-0		0-0-0		
Average Per Return		0.0		0.0		
Interceptions: Number-Yds-TD		1-0-0		1--10-0		
Fumble Returns: Number-Yds-TD		1-35-0		0-0-0		
Miscellaneous Yards		0		0		
Possession Time		24:52		35:08		
1st Quarter		06:51		08:09		
2nd Quarter		05:51		09:09		
3rd Quarter		05:37		09:23		
4th Quarter		06:33		08:27		
Third-Down Conversions		5-13		12-18		
Fourth-Down Conversions		1-1		0-0		
Red-Zone Scores-Chances		1-1		3-4		
Touchdowns		1-1		2-4		
Field goals		0-1		1-4		
Sacks By: Number-Yards		1-2		2-15		
PAT Kicks		4-4		2-2		
Field Goals		0-0		1-2		
Points off Turnover		7		0		

Game 5

Auburn
LSU

24
19
October 2, 2021
Tiger Stadium
Baton Rouge, La.
97,717

LSU							
RUSHING	Att.	Gain	Lost	Net	TD	Long	Avg.
Corey Kiner	5	22	0	22	0	11	4.4
Tyrion Davis-Price	5	18	0	18	0	8	3.6
Max Johnson	10	29	19	10	0	11	1.0
Armoni Goodwin	2	4	0	4	0	3	2.0
Josh Williams	1	2	0	2	0	2	2.0
Austin Deculus	0	0	0	0	0	0	0.0
TEAM	2	0	23	-23	0	0	-11.5
Totals...	25	75	42	33	0	11	1.3
PASSING	Att.	Comp		Int.	Yds.	TD	Long Sacks
Max Johnson	46	26		1	325	1	55 3
RECEIVING	No.	Yds.	TD	Long			
Jack Bech	7	84	0	40			
Kayshon Boutte	6	127	1	55			
Brian Thomas Jr.	5	32	0	12			
Malik Nabers	2	30	0	25			
Jaray Jenkins	2	20	0	12			
Deion Smith	1	10	0	10			
Tyrion Davis-Price	1	9	0	9			
Trey Palmer	1	7	0	7			
Corey Kiner	1	6	0	6			
Totals...	26	325	1	55			
PUNTING	No.	Yds.	Avg.	Long	I20	TB	
Avery Atkins	4	163	40.8	45	3	0	
FIELD GOALS	Att.	Made	Long	KICKS			
Cade York	4	4	51	33,26,22,51			
	Punts			Kickoffs			Interceptions
ALL RETURNS	No.	Yds.	Lg.	No.	Yds.	Lg.	No. Yds.Lg.
Trey Palmer	0	0	0	1	17	17	0 0 0
AUBURN							
RUSHING	Att.	Gain	Lost	Net	TD	Long	Avg.
Bo Nix	12	74	0	74	1	12	6.2
Jarquez Hunter	6	65	0	65	1	44	10.8
Tank Bigsby	9	35	8	27	0	11	3.0
TEAM	2	0	3	-3	0	0	-1.5
Totals...	29	174	11	163	2	44	5.6
PASSING	Att.	Comp		Int	Yds	TD	Long Sacks
Bo Nix	44	23		0	255	1	33 0
TJ Finley	4	1		0	35	0	36 0
RECEIVING	No.	Yds.	TD	Long			
Demetris Robertson	6	60	0	19			
John Samuel Shenker	5	102	0	35			
Shaun Shivers	5	38	0	17			
Tyler Fromm	3	40	1	24			
Kobe Hudson	1	20	0	20			
Jarquez Hunter	1	10	0	10			
Shedrick Jackson	1	7	0	7			
Ze'Vian Capers	1	7	0	7			
Tank Bigsby	1	6	0	6			
Ja'Varrius Johnson	0	0	0	0			
Totals...	24	290	1	35			
PUNTING	No.	Yds.	Avg.	Long	I20	TB	
Oscar Chapman	3	119	39.7	44	1	0	
FIELD GOALS	Att.	Made	Long	KICKS			
Anders Carlson	3	1	49	51, 49, 52			
	Punts			Kickoffs			Interceptions
ALL RETURNS	No.	Yds.	Lg.	No.	Yds.	Lg.	No. Yds. Lg.
Nehemiah Pritchett	0	0	0	1	19	19	0 0 0
Bydarrius Knighten	0	0	0	0	0	0	1 7 7

Auburn Comes Back to Defeat LSU, 24-19
Auburn scored 14 fourth-quarter points to defeat LSU in Tiger Stadium for the first time since 1999, 24-19, on Saturday night in Tiger Stadium. Auburn (4-1, 1-0 SEC) used an 11-play, 92-yard fourth-quarter drive to take its first lead of the game with 3:11 to play. Running back Jarquez Hunter, who had a 44-yard run on the drive, scored from 1 yard to give Auburn the final margin. LSU (3-2, 1-1 SEC) led 13-0 in the second quarter and 19-10 entering the fourth quarter before Auburn senior quarterback Bo Nix and Hunter scored in the final stanza. LSU quarterback **Max Johnson** completed 26-of-46 passes for LSU for 325 yards and a touchdown, while the Tigers continued to struggle running the ball. LSU managed only 33 net yards on 25 attempts including three sacks. Wide receiver **Kayshon Boutte** had a game-high 127 receiving yards on six catches, while tight end **Jack Bech** added seven catches for 84 yards. LSU's **Cade York** made field goals of 33, 26, 22 and 51 yards to remain perfect on the 2021 season (8 for 8). Nix finished 23-of-44 passing for 255 yards with a touchdown passing and another rushing for Auburn. He also led his Tigers with 74 rushing yards on 12 carries. John Samuel Shenker led Auburn with 102 receiving yards on five catches.

Scoring			1	2	3	4	F
AUB			0	10	0	14	24
LSU			7	6	6	0	19
LSU	1Q	06:33	Boutte 31 yd pass from Johnson (York kick)				
LSU	2Q	13:35	York 33 yd FG				
LSU	2Q	08:38	York 26 yd FG				
AUB	2Q	04:53	Fromm 24 yd pass from Nix (Carlson kick)				
AUB	2Q	00:14	Carlson 49 yd FG				
LSU	3Q	11:00	York 22 yd FG				
LSU	3Q	03:26	York 51 yd FG				
AUB	4Q	14:16	Nix 5 yd rush (Carlson kick)				
AUB	4Q	03:11	Hunter 1 yd rush (Carlson kick)				
Team Stats			AUB		LSU		
FIRST DOWNS			23		19		
Rushing			6		3		
Passing			16		13		
Penalty			1		3		
NET YARDS RUSHING			163		33		
Rushing Attempts			29		25		
Average Per Rush			5.6		1.3		
Rushing Touchdowns			2		0		
Yards Gained Rushing			174		75		
Yards Lost Rushing			11		42		
NET YARDS PASSING			290		325		
Completions-Attempts-Int			24-48-0		26-46-1		
Average Per Attempt			6.0		7.1		
Average Per Completion			12.1		12.5		
Passing Touchdowns			1		1		
TOTAL OFFENSE YARDS			453		358		
Total offense plays			77		71		
Average Gain Per Play			5.9		5.0		
Fumbles: Number-Lost			0-0		2-0		
Penalties: Number-Yards			5-45		6-50		
PUNTS-YARDS			3-119		4-163		
Average Yards Per Punt			39.7		40.8		
Net Yards Per Punt			39.7		40.8		
Inside 20			1		3		
50+ Yards			0		0		
Touchbacks			0		0		
Fair catch			3		3		
KICKOFF-YARDS			5-269		6-390		
Average Yards Per Kickoff			53.8		65.0		
Net Yards Per Kickoff			35.6		41		
Touchbacks			1		5		
Fair Catch Yards			44		0		
Punt returns: Number-Yards-TD			0-0-0		0-0-0		
Average Per Return			0.0		0.0		
Kickoff returns: Number-Yds-TD			1-19-0		1-17-0		
Average Per Return			19.0		17.0		
Interceptions: Number-Yds-TD			1-7-0		0-0-0		
Fumble Returns: Number-Yds-TD			0-0-0		0-0-0		
Miscellaneous Yards			0		0		
Possession Time			28:46		31:14		
1st Quarter			07:23		07:37		
2nd Quarter			08:21		06:39		
3rd Quarter			05:18		09:42		
4th Quarter			07:44		07:16		
Third-Down Conversions			7-16		6-17		
Fourth-Down Conversions			2-3		1-2		
Red-Zone Scores-Chances			2-2		4-4		
Touchdowns			2-2		1-4		
Field goals			0-2		3-4		
Sacks By: Number-Yards			3-19		0-0		
PAT Kicks			3-3		1-1		
Field Goals			1-3		4-4		
Points off Turnover			0		0		

Game 6

LSU
Kentucky

21
42
October 9, 2021
Kroger Field
Lexington, KY
61,690

LSU								
RUSHING								
Tyrion Davis-Price	Att.	Gain	Lost	Net	TD	Long	Avg.	
Armoni Goodwin	4	18	0	18	0	7	4.5	
Corey Kiner	4	7	2	5	0	4	1.2	
Max Johnson	5	5	28	-23	0	5	-4.6	
Totals...	35	178	31	147	2	30	4.2	
PASSING								
Max Johnson	Att.	Comp		Int	Yds	TD	Long	Sacks
	38	22		0	261	1	41	4
RECEIVING								
Kayshon Boutte	No.	Yds.	TD	Long				
Malik Nabers	3	66	1	41				
Brian Thomas Jr.	3	45	0	25				
Jaray Jenkins	3	39	0	16				
Jack Bech	3	20	0	11				
Deion Smith	1	9	0	9				
Devonta Lee	1	9	0	9				
Trey Palmer	0	0	0	0				
Corey Kiner	0	0	0	0				
Totals...	22	261	1	41				
PUNTING								
Avery Atkins	No.	Yds.	Avg.	Long	I20	TB		
	3	160	53.3	55	2	0		
FIELD GOALS								
N/A	Att.	Made Long KICKS						
Punts								
Kickoffs								
Interceptions								
ALL RETURNS								
N/A	No.	Yds.	Lg.	No.	Yds.	Lg.	No.	Yds.
Kentucky								
RUSHING								
Christopher Rodriguez	Att.	Gain	Lost	Net	TD	Long	Avg.	
Kavosiey Smoke	12	104	0	104	0	32	8.7	
Will Levis	11	81	6	75	2	33	6.8	
JuTahn McClain	1	5	0	5	0	5	5.0	
Mike Drennen	3	4	4	0	0	2	0.0	
TEAM	2	0	1	-1	0	0	-0.5	
Totals...	45	341	11	330	3	33	7.3	
PASSING								
Will Levi	Att.	Comp		Int.	Yds.	TD	Long	Sacks
	17	14		0	145	3	34	1
RECEIVING								
Wan'Dale Robinson	No.	Yds.	TD	Long				
Isaiah Epps	2	28	0	20				
Justin Rigg	1	34	0	34				
JuTahn McClain	1	25	1	25				
Christopher Rodriguez	1	3	1	3				
Mike Drennen	1	-5	0	0				
Izayah Cummings	0	0	0	0				
Totals...	14	145	3	34				
PUNTING								
Colin Goodfellow	No.	Yds.	Avg.	Long	I20	TB		
	3	137	45.7	48	2	0		
FIELD GOALS								
N/A	Att.	Made Long KICKS						
Punts								
Kickoffs								
Interceptions								
ALL RETURNS								
Wan'Dale Robinson	No.	Yds.	Lg.	No.	Yds.	Lg.	No.	Yds.
Justin Rigg	0	0	0	1	0	0	0	0

No. 16 Kentucky Runs Past LSU, 42-21

No. 16 Kentucky (6-0, 4-0 SEC) remained perfect on the season with a 42-21 victory over LSU on Saturday night at Kroger Field. Kentucky junior quarterback Will Levis was responsible for five touchdowns, leading the Wildcats to victory. He was 14-of-17 passing for 145 yards with three touchdown passes, while rushing 10 times for 64 yards with two scores. LSU running back **Tyrion Davis-Price** set a career high with 147 rushing yards and two touchdowns on 22 carries, becoming the 51st Tiger to surpass 1,000 in his career. Tigers quarterback **Max Johnson** was 22-of-38 passing for 261 yards with a touchdown. **Kayshon Boutte** led LSU with eight catches and 73 yards, while **Malik Nabers** scored his first touchdown as a Tiger and had three catches for 66 yards. The Wildcats rushed for 330 yards on 45 carries, averaging 7.3 yards per carry. LSU amassed 408 yards of total offense to Kentucky's 475.

Scoring		1	2	3	4	F
LSU		0	0	7	14	21
UKY		7	7	14	14	42
UKY	1Q	06:17	Rodriguez Jr. 3 yd pass from Levis (Ruffolo kick)			
UKY	2Q	14:15	Robinson 11 yd pass from Levis (Ruffolo kick)			
UKY	3Q	10:57	Levis 1 yd rush (Ruffolo kick)			
LSU	3Q	06:43	Davis-Price 1 yd rush (York kick)			
UKY	3Q	01:06	Levis 5 yd rush (Ruffolo kick)			
UKY	4Q	12:07	McClain 25 yd pass from Levis (Ruffolo kick)			
LSU	4Q	11:03	Nabers 41 yd pass from Johnson (York kick)			
LSU	4Q	05:29	Davis-Price 2 yd rush (York kick)			
UKY	4Q	04:23	Rodriguez Jr. 18 yd rush (Ruffolo kick)			

Team Stats	LSU	UKY
FIRST DOWNS	22	24
Rushing	10	16
Passing	11	7
Penalty	1	1
NET YARDS RUSHING	147	330
Rushing Attempts	35	45
Average Per Rush	4.2	7.3
Rushing Touchdowns	2	3
Yards Gained Rushing	178	341
Yards Lost Rushing	31	11
NET YARDS PASSING	261	145
Completions-Attempts-Int	22-38-0	14-17-0
Average Per Attempt	6.9	8.5
Average Per Completion	11.9	10.4
Passing Touchdowns	1	3
TOTAL OFFENSE YARDS	408	475
Total offense plays	73	62
Average Gain Per Play	5.6	7.7
Fumbles: Number-Lost	1-1	0-0
Penalties: Number-Yards	4-18	3-25
PUNTS-YARDS	3-160	3-137
Average Yards Per Punt	53.3	45.7
Net Yards Per Punt	52	45.7
Inside 20	2	2
50+ Yards	3	0
Touchbacks	0	0
Fair catch	1	2
KICKOFF-YARDS	3-195	7-455
Average Yards Per Kickoff	65.0	65.0
Net Yards Per Kickoff	40	40
Touchbacks	3	7
Fair Catch Yards	0	0
Punt returns: Number-Yards-TD	0-0-0	1-4-0
Average Per Return	0.0	4.0
Kickoff returns: Number-Yds-TD	0-0-0	1-0-0
Average Per Return	0.0	0.0
Interceptions: Number-Yds-TD	0-0-0	0-0-0
Fumble Returns: Number-Yds-TD	0-0-0	0-0-0
Miscellaneous Yards	0	0
Possession Time	27:48	32:12
1st Quarter	07:40	07:20
2nd Quarter	07:24	07:36
3rd Quarter	05:20	09:40
4th Quarter	07:24	07:36
Third-Down Conversions	7-15	2-7
Fourth-Down Conversions	2-5	1-1
Red-Zone Scores-Chances	2-2	5-5
Touchdowns	2-2	5-5
Field goals	0-2	0-5
Sacks By: Number-Yards	1-6	4-28
PAT Kicks	3-3	6-6
Field Goals	0-0	0-0
Points off Turnover	0	7

Game 7

Florida	42	October 16, 2021
LSU	49	Tiger Stadium
		Baton Rouge, La.
		96,012

FLORIDA

RUSHING	Att.	Gain	Lost	Net	TD	Long	Avg.
Anthony Richardson	7	42	5	37	1	25	5.3
Nay’Quan Wright	8	34	0	34	0	11	4.2
Dameon Pierce	5	24	0	24	1	9	4.8
Jacob Copeland	1	19	0	19	0	19	19.0
Emory Jones	10	27	11	16	0	8	1.6
Malik Davis	4	10	2	8	0	7	2.0
Totals...	35	156	18	138	2	25	3.9

PASSING	Att.	Comp	Int	Yds	TD	Long	Sacks
Emory Jones	19	12		2	161	1	42 2
Anthony Richardson	19	10		2	167	3	38 0
Trent Whittemore	1	1		0	22	0	22 0

RECEIVING	No.	Yds.	TD	Long
Justin Shorter	6	113	2	42
Kemore Gamble	4	64	0	38
Dameon Pierce	4	55	1	27
Rick Wells	3	32	0	13
Jacob Copeland	2	53	1	33
Malik Davis	2	9	0	7
Emory Jones	1	22	0	22
Ja’Quavion Fraziers	1	2	0	2
Xzavier Henderson	0	0	0	0
Trent Whittemore	0	0	0	0
Nay’Quan Wright	0	0	0	0
Totals...	23	350	4	42

PUNTING	No.	Yds.	Avg.	Long	I20	TB
Jeremy Crawshaw	4	174	43.5	57	2	1

FIELD GOALS	Att.	Made	Long	KICKS
N/A				

ALL RETURNS	Punts			Kickoffs			Interceptions		
	No.	Yds.	Lg.	No.	Yds.	Lg.	No.	Yds.	Lg.
Xzavier Henderson	3	18	10	0	0	0	0	0	0

LSU

RUSHING	Att.	Gain	Lost	Net	TD	Long	Avg.
Tyrion Davis-Price	36	287	0	287	3	40 8.	0
Josh Williams	2	28	0	28	0	24	14.0
Max Johnson	5	13	5	8	0	6	1.6
TEAM	2	0	2	-2	0	0	-1.0
Totals...	45	328	7	321	3	40	7.1

PASSING	Att.	Comp	Int.	Yds.	TD	Long	Sacks
Max Johnson	24	14		0	133	3	28 1

RECEIVING	No.	Yds.	TD	Long
Jaray Jenkins	4	50	3	28
Malik Nabers	3	36	0	24
Brian Thomas Jr.	2	24	0	13
Jack Bech	2	20	0	10
Jack Mashburn	1	7	0	7
Trey Palmer	1	1	0	1
Josh Williams	1	-5	0	0
Jontre Kirklin	0	0	0	0
Koy Moore	0	0	0	0
Totals...	14	133	3	28

PUNTING	No.	Yds.	Avg.	Long	I20	TB
Avery Atkins	5	216	43.2	56	0	0
TEAM	1	16	16.0	16	0	0

FIELD GOALS	Att.	Made	Long	KICKS
N/A				

ALL RETURNS	Punts			Kickoffs			Interceptions		
	No.	Yds.	Lg.	No.	Yds.	Lg.	No.	Yds.	Lg.
Trey Palmer	0	0	0	2	47	28	0	0	0
Micah Baskerville	0	0	0	0	0	0	1	54	54
Jay Ward	0	0	0	0	0	0	1	26	26
Dwight McGlothern	0	0	0	0	0	0	1	37	37
Damone Clark	0	0	0	0	0	0	1	0	0

Davis-Price Sets Record in 49-42 Win Over Florida

Tyrion Davis-Price set a single-game LSU Football rushing record with 287 yards, as the Tigers outscored No. 20 Florida, 49-42, on a Homecoming Saturday afternoon in Tiger Stadium. Davis-Price, a junior from Baton Rouge, thrilled the home crowd with 36 carries including touchdown runs of 18, 40 and 25 yards. The previous LSU single-game rushing record was 285 yards, set in 2016 against Texas A&M. On a blue-sky but windy fall morning kickoff, LSU (4-3, 2-2 SEC) leaned on Davis-Price and the Tigers’ offensive line down the stretch, running the ball on 23 of its final 25 offensive snaps. LSU quarterback **Max Johnson** battled the wind to connect with junior wide receiver **Jaray Jenkins** for three more touchdowns including a 1-yard score on fourth-and-goal with 3:30 remaining in the contest that gave LSU its final margin. The TD was Johnson’s only pass attempt in the fourth quarter. The sophomore signal caller finished 14-of-24 passing for 133 yards with three touchdowns. He was sacked only once. In a final defensive stand, LSU senior linebacker **Damone Clark** intercepted Florida’s Anthony Richardson at the LSU 30-yard line, allowing Davis-Price and the Tigers offense to run out the clock. Earlier in the contest, sophomore cornerback **Dwight McGlothern** – who started for the second time in his LSU career – returned an interception 37 yards for a touchdown to put LSU ahead 28-13 only 48 seconds in the second half. Clark led LSU with 11 tackles, while linebacker **Micah Baskerville** , safety **Cameron Lewis** and defensive end **BJ Ojulari** each had nine. Baskerville earned his first career interception off a pass breakup by cornerback **Cordale Flott** , while cornerback **Jay Ward** had a 26-yard interception return to go with six tackles. LSU finished with 321 net rushing yards, while holding Florida to 138. The Tigers scored 21 points off four turnovers. The Gators used two quarterbacks – starter Emory Jones and backup Anthony Richardson. Jones was 12-of-19 for 161 yards with a touchdown and two interceptions, while Richardson was 10-of-19 passing for 167 yards with three touchdowns and two interceptions.

Scoring	1	2	3	4	F
FLA	6	7	22	7	42
LSU	0	21	14	14	49

FLA	1Q	07:55	Pierce 7 yd rush (Christmann kick blocked)
LSU	2Q	14:29	Davis-Price 18 yd rush (York kick)
LSU	2Q	08:31	Jenkins 28 yd pass from Johnson (York kick)
LSU	2Q	06:51	Jenkins 5 yd pass from Johnson (York kick)
FLA	2Q	00:00	Shorter 42 yd pass from Jones (Christmann kick)
LSU	3Q	14:12	McGlothern 37 yd interception return (York kick)
FLA	3Q	11:01	Richardson 5 yd rush (Richardson rush)
LSU	3Q	10:08	Davis-Price 40 yd rush (York kick)
FLA	3Q	07:59	Shorter 5 yd pass from Richardson (Christmann kick)
FLA	3Q	03:45	Pierce 11 yd pass from Richardson (Christmann kick)
LSU	4Q	14:27	Davis-Price 25 yd rush (York kick)
FLA	4Q	09:14	Copeland 33 yd pass from Richardson (Christmann kick)
LSU	4Q	03:30	Jenkins 1 yd pass from Johnson (York kick)

Team Stats	FLA	LSU
FIRST DOWNS	26	22
Rushing	8	14
Passing	17	8
Penalty	1	0
NET YARDS RUSHING	138	321
Rushing Attempts	35	45
Average Per Rush	3.9	7.1
Rushing Touchdowns	2	3
Yards Gained Rushing	156	328
Yards Lost Rushing	18	7
NET YARDS PASSING	350	133
Completions-Attempts-Int	23-40-4	14-24-0
Average Per Attempt	8.8	5.5
Average Per Completion	15.2	9.5
Passing Touchdowns	4	3
TOTAL OFFENSE YARDS	488	454
Total offense plays	75	69
Average Gain Per Play	6.5	6.6
Fumbles: Number-Lost	2-0	0-0
Penalties: Number-Yards	0-0	5-45
PUNTS-YARDS	4-174	6-232
Average Yards Per Punt	43.5	38.7
Net Yards Per Punt	38.5	35.7
Inside 20	2	0
50+ Yards	1	2
Touchbacks	1	0
Fair catch	2	0
KICKOFF-YARDS	6-372	8-520
Average Yards Per Kickoff	62.0	65.0
Net Yards Per Kickoff	39.8	40
Touchbacks	3	8
Fair Catch Yards	11	0
Punt returns: Number-Yards-TD	3-18-0	0-0-0
Average Per Return	6.0	0.0
Kickoff returns: Number-Yds-TD	0-0-0	2-47-0
Average Per Return	0.0	23.5
Interceptions: Number-Yds-TD	0-0-0	4-117-1
Fumble Returns: Number-Yds-TD	0-0-0	0-0-0
Miscellaneous Yards	0	0
Possession Time	30:04	29:56
1st Quarter	05:30	09:30
2nd Quarter	08:54	06:06
3rd Quarter	08:56	06:04
4th Quarter	06:44	08:16
Third-Down Conversions	7-14	5-12
Fourth-Down Conversions	1-1	1-1
Red-Zone Scores-Chances	4-4	3-3
Touchdowns	4-4	3-3
Field goals	0-4	0-3
Sacks By: Number-Yards	1-5	2-11
PAT Kicks	4-5	7-7
Field Goals	0-0	0-0
Points off Turnover	0	21

Game 8

LSU

Ole Miss

17 October 23, 2021

31 Vaught-Hemingway Stadium

Oxford, Miss.

64,523

LSU							
RUSHING	Att.	Gain	Lost	Net	TD	Long	Avg.
Tyrion Davis-Price	17	54	1	53	1	8	3.1
Corey Kiner	10	50	1	49	0	12	4.9
TEAM	1	0	1	-1	0	0	-1.0
Max Johnson	6	12	20	-8	0	9	-1.3
Garrett Nussmeier	1	0	16	-16	0	0	-16.0
Totals...	35	116	39	77	1	12	2.2

PASSING	Att.	Comp	Int	Yds	TD	Long	Sacks
Max Johnson	21	13	0	146	0	44	4
Garrett Nussmeier	12	7	0	103	1	33	1

RECEIVING	No.	Yds.	TD	Long			
Jaray Jenkins	4	52	0	19			
Jack Bech	4	41	0	14			
Malik Nabers	4	30	1	9			
Trey Palmer	3	49	0	44			
Brian Thomas Jr.	2	37	0	33			
Jontre Kirklin	2	28	0	23			
Devonta Lee	1	12	0	12			
Totals...	20	249	1	44			

PUNTING	No.	Yds.	Avg.	Long	I20	TB
Avery Atkins	3	153	51.0	55	0	0

FIELD GOALS	Att.	Made	Long	KICKS			
Cade York	2	1	47	55, 47			

ALL RETURNS	Punts			Kickoffs			Interceptions		
	No.	Yds.	Lg.	No.	Yds.	Lg.	No.	Yds.	Lg.
Trey Palmer	1	-1	0	1	14	14	0	0	0

OLE MISS							
RUSHING	Att.	Gain	Lost	Net	TD	Long	Avg.
Snoop Conner	14	123	6	117	0	23	8.4
Jerrion Ealy	12	100	3	97	1	36	8.1
Henry Parrish Jr.	10	35	3	32	1	8	3.2
Matt Corral	12	44	20	24	1	8	2.0
John Rhys Plumlee	1	1	0	1	0	1	1.0
TEAM	1	0	5	-5	0	0	-5.0
Totals...	50	303	37	266	3	36	5.3

PASSING	Att.	Comp	Int.	Yds.	TD	Long	Sacks
Matt Corral	22	18	0	185	1	34	3
Dontario Drummond	1	1	0	19	0	19	0

RECEIVING	No.	Yds.	TD	Long			
Dontario Drummond	8	93	0	27			
Henry Parrish Jr.	2	38	0	34			
Jahcour Pearson	2	12	0	11			
Casey Kelly	2	8	1	6			
Matt Corral	1	19	0	19			
Miles Battle	1	18	0	18			
Jadon Jackson	1	12	0	12			
John Rhys Plumlee	1	5	0	5			
Jerrion Ealy	1	-1	0	0			
JJ Henry	0	0	0	0			
Snoop Conner	0	0	0	0			
Totals...	19	204	1	34			

PUNTING	No.	Yds.	Avg.	Long	I20	TB
Mac Brown	4	178	44.5	53	2	1

FIELD GOALS	Att.	Made	Long	KICKS			
Caden Costa	1	1	43	43			

ALL RETURNS	Punts			Kickoffs			Interceptions		
	No.	Yds.	Lg.	No.	Yds.	Lg.	No.	Yds.	Lg.
Dontario Drummond	1	11	11	0	0	0	0	0	0
Tysheem Johnson	0	0	0	0	0	0	1	0	0

No. 12 Ole Miss Seizes Momentum Early to Beat LSU

A goal-line stand at the end of the first quarter flipped the momentum of the contest, as No. 12 Ole Miss defeated LSU, 31-17, on Saturday afternoon at Vaught-Hemingway Stadium. After taking a 7-0 lead midway through the first quarter on a 90-yard drive, LSU (4-4, 2-3 SEC) looked to silence the home crowd with a second TD. However, the Tigers turned the ball over on downs with an interception at the Ole Miss 1. Ole Miss (6-1, 3-1 SEC) scored 31 unanswered points to take control, as LSU lost two fumbles, recorded one first down, and missed a 55-yard field goal during the second and third quarters. LSU linebacker **Damone Clark** had a career day, recording 20 tackles including a sack and a forced fumble that wiped an Ole Miss touchdown off the board in place of a touchback. His tackles total was one shy of the LSU record (21) set by Al Richardson against South Carolina in 1982, and was the most by a Tiger since Kevin Minter 's 20 at Florida in 2012. LSU starting quarterback **Max Johnson** played three quarters, completing 13-of-21 passes with an interception and a pair of fumbles as a result of sacks. Freshman **Garrett Nussmeier** entered in the fourth quarter and led the Tigers to a pair of scoring drives. He completed 7-of-12 passes for 103 yards with a touchdown pass to wide receiver **Malik Nabers**. Running back **Tyrion Davis-Price** led LSU with 17 carries for 53 yards including a 1-yard touchdown run in the first quarter, while freshman running back **Corey Kiner** added 49 yards on 10 carries. **Jaray Jenkins** (52 yards), **Jack Bech** (41 yards) and Nabers (30 yards) each had four receptions for LSU, while Trey Palmer added 49 yards including a 44-yard catch. Rebels Quarterback Matt Corral completed 17-of-22 passes for 180 yard with a touchdown, while adding a rushing touchdown. Snoop Conner led Ole Miss with 117 yards on 14 carries, while Jerrion Ealy added 82 yards on nine attempts including a 36-yard touchdown run in the third quarter.

Scoring	1	2	3	4	F
LSU	7	0	0	10	17
Ole Miss	0	17	14	0	31

LSU	1Q	08:29	Davis-Price 1 yd rush (York kick)
OLE	2Q	10:44	Costa 43 yd FG
OLE	2Q	03:12	Kelly 2 yd pass from Corral (Costa kick)
OLE	2Q	00:15	Corral 3 yd rush (Costa kick)
OLE	3Q	08:59	Parrish Jr. 5 yd rush (Costa kick)
OLE	3Q	02:27	Ealy 36 yd rush (Costa kick)
LSU	4Q	07:28	York 47 yd FG
LSU	4Q	03:55	Nabers 9 yd pass from Nussmeier (York kick)

Team Stats	LSU	OLE
FIRST DOWNS	20	25
Rushing	5	14
Passing	11	10
Penalty	4	1
NET YARDS RUSHING	77	266
Rushing Attempts	35	50
Average Per Rush	2.2	5.3
Rushing Touchdowns	1	3
Yards Gained Rushing	116	303
Yards Lost Rushing	39	37
NET YARDS PASSING	249	204
Completions-Attempts-Int	20-33-1	19-24-0
Average Per Attempt	7.5	8.5
Average Per Completion	12.4	10.7
Passing Touchdowns	1	1
TOTAL OFFENSE YARDS	326	470
Total offense plays	68	74
Average Gain Per Play	4.8	6.4
Fumbles: Number-Lost	4-2	2-1
Penalties: Number-Yards	2-16	12-106
PUNTS-YARDS	3-153	4-178
Average Yards Per Punt	51.0	44.5
Net Yards Per Punt	47.3	39.8
Inside 20	0	2
50+ Yards	2	1
Touchbacks	0	1
Fair catch	2	2
KICKOFF-YARDS	2-130	6-388
Average Yards Per Kickoff	65.0	64.7
Net Yards Per Kickoff	40	41.5
Touchbacks	2	5
Fair Catch Yards	0	0
Punt returns: Number-Yards-TD	1-1-0	1-11-0
Average Per Return	-1.0	11.0
Kickoff returns: Number-Yds-TD	1-14-0	0-0-0
Average Per Return	14.0	0.0
Interceptions: Number-Yds-TD	0-0-0	1-0-0
Fumble Returns: Number-Yds-TD	0-0-0	0-0-0
Miscellaneous Yards	0	0
Possession Time	29:08	30:52
1st Quarter	11:02	03:58
2nd Quarter	05:28	09:32
3rd Quarter	06:01	08:59
4th Quarter	06:37	08:23
Third-Down Conversions	4-12	5-13
Fourth-Down Conversions	0-1	3-3
Red-Zone Scores-Chances	3-4	4-5
Touchdowns	2-4	3-5
Field goals	1-4	1-5
Sacks By: Number-Yards	3-19	5-36
PAT Kicks	2-2	4-4
Field Goals	1-2	1-1
Points off Turnover	0	3

Game 9

LSU 14 November 6, 2021
Alabama 20 Bryant Denny Stadium
Tuscaloosa, Ala.
100,007

LSU							
RUSHING	Att.	Gain	Lost	Net	TD	Long	Avg.
Tyrion Davis-Price	23	109	5	104	0	37	4.5
Armoni Goodwin	3	8	0	8	0	3	2.7
Corey Kiner	5	8	1	7	0	4	1.4
Brian Thomas Jr.	1	5	0	5	0	5	5.0
Max Johnson	8	14	29	-15	0	6	-1.9
Totals...	40	144	35	109	0	37	2.7
PASSING	Att.	Comp			Int	Yds	TD
Sacks							L o n g
Max Johnson	32	16		1	160	2	34
Avery Atkins	1	10		0	26	0	26
RECEIVING	No.	Yds.	TD	Long			
Jack Bech	5	33	1	11			
Jaray Jenkins	4	54	0	16			
Brian Thomas Jr.	3	28	1	16			
Trey Palmer	2	36	0	34			
Jack Mashburn	1	26	0	26			
Jontre Kirklin	1	6	0	6			
Armoni Goodwin	1	3	0	3			
Tyrion Davis-Price	0	0	0	0			
Malik Nabers	0	0	0	0			
Totals...	17	186	2	34			

PUNTING	No.	Yds.	Avg.	Long	I20	TB
Avery Atkins	5	201	40.2	53	0	0

FIELD GOALS	Att.	Made	Long	KICKS
N/A				

ALL RETURNS	No.	Yds.	Lg.	No.	Yds.	Lg.	No.	Yds.	Lg.
Trey Palmer	1	5	5	0	0	0	0	0	0
Jontre Kirklin	0	0	0	2	18	10	0	0	0

ALABAMA							
RUSHING	Att.	Gain	Lost	Net	TD	Long	Avg.
Brian Robinson Jr.	13	23	5	18	1	5	1.4
Roydell Williams	2	9	0	9	0	7	4.5
Jameson Williams	1	1	0	1	0	1	1.0
Slade Bolden	1	0	0	0	0	0	0.0
Bryce Young	9	28	50	-22	0	15	-2.4
Totals...	26	61	55	6	1	15	0.2

PASSING	Att.	Comp			Int.	Yds.	TD
Sacks							L o n g
Bryce Young	37	24		0	302	2	58

RECEIVING	No.	Yds.	TD	Long			
Jameson Williams	10	62	1	58			
John Metchie	9	73	1	22			
Slade Bolden	2	22	0	15			
Roydell Williams	1	24	0	24			
Cameron Latu	1	15	0	15			
Brian Robinson Jr.	1	8	0	8			
Totals...	24	302	3	58			

PUNTING	No.	Yds.	Avg.	Long	I20	TB
James Burnip	6	238	39.7	47	3	0

FIELD GOALS	Att.	Made	Long	KICKS
Will Reichard	1	0		49, MISSED

ALL RETURNS	No.	Yds.	Lg.	No.	Yds.	Lg.	No.	Yds.	Lg.
JoJo Earle	3	31	17	0	0	0	0	0	0
Jameson Williams	0	0	0	1	22	22	0	0	0
Jalyn Armour-Davis	0	0	0	0	0	0	1	0	0

No. 3 Alabama Holds On Late to Beat LSU, 20-14

With one final opportunity to win the game, quarterback Max Johnson's pass to Brian Thomas Jr. was broken up in the end zone as time expired, as No. 3 Alabama defeated LSU, 20-14, on Saturday night at Bryant-Denny Stadium. After jumping out to a 7-0 lead, the Tigers' defense posted four consecutive stops consisting of two turnover of downs and two three-and-outs. LSU's opening drive was sparked by a fake punt/jump pass from senior punter Avery Atkins to sophomore Jack Mashburn, leading to Thomas touchdown. The Tigers' defense held the Crimson Tide to just 6 rushing yards, tied for the fewest rushing yards in Alabama football history (1990 vs. Penn State). Damone Clark led the Tigers again in tackles with eight, also recording a sack and a pass breakup. LSU starting quarterback Max Johnson played all four quarters, completing 16-of-32 passes for 119 yards, two touchdowns and an interception. Running back Tyrion Davis-Price led LSU with 23 carries for 104 yards, including a 37-yard run in the fourth quarter. Jack Bech (33 yards and a touchdown), Trey Palmer (36 yards), Jaray Jenkins (29 yards) and Thomas (12 yards and a touchdown) all recorded receptions for the Tigers. Alabama quarterback Bryce Young completed 24-of-37 passes for 302 yards with two touchdowns and a fumble. Receiver Jameson Williams tallied 10 catches for 160 yards and a touchdown and John Metchie posted nine catches for 73 yards and a score himself.

Scoring		1	2	3	4	F
LSU		7	0	7	0	14
ALA		0	14	6	0	20

LSU	1Q	08:33	Thomas Jr. 8 yd pass from Johnson (York kick)
ALA	2Q	02:52	Robinson Jr. 2 yd rush (Reichard kick)
ALA	2Q	00:48	Metchie 8 yd pass from Young (Reichard kick)
ALA	3Q	12:51	Williams 58 yd pass from Young (Reichard kick)
LSU	3Q	02:27	Bech 8 yd pass from Johnson (York kick)

Team Stats	LSU	ALA
FIRST DOWNS	16	16
Rushing	5	4
Passing	8	12
Penalty	3	0
NET YARDS RUSHING	109	6
Rushing Attempts	40	26
Average Per Rush	2.7	0.2
Rushing Touchdowns	0	1
Yards Gained Rushing	144	61
Yards Lost Rushing	35	55
NET YARDS PASSING	186	302
Completions-Attempts-Int	17-33-1	24-37-0
Average Per Attempt	5.6	8.2
Average Per Completion	10.9	12.6
Passing Touchdowns	2	2
TOTAL OFFENSE YARDS	295	308
Total offense plays	73	63
Average Gain Per Play	4.0	4.9
Fumbles: Number-Lost	1-1	3-1
Penalties: Number-Yards	6-30	9-64
PUNTS-YARDS	5-201	6-238
Average Yards Per Punt	40.2	39.7
Net Yards Per Punt	34	38.8
Inside 20	0	3
50+ Yards	1	0
Touchbacks	0	0
Fair catch	1	3
KICKOFF-YARDS	3-189	4-218
Average Yards Per Kickoff	63.0	54.5
Net Yards Per Kickoff	39	39
Touchbacks	2	0
Fair Catch Yards	0	44
Punt returns: Number-Yards-TD	1-5-0	3-31-0
Average Per Return	5.0	10.3
Kickoff returns: Number-Yds-TD	2-18-0	1-22-0
Average Per Return	9.0	22.0
Interceptions: Number-Yds-TD	0-0-0	1-0-0
Fumble Returns: Number-Yds-TD	0-0-0	0-0-0
Miscellaneous Yards	0	0
Possession Time	31:16	28:44
1st Quarter	07:03	07:57
2nd Quarter	05:16	09:44
3rd Quarter	10:27	04:33
4th Quarter	08:30	06:30
Third-Down Conversions	5-18	4-13
Fourth-Down Conversions	5-7	0-1
Red-Zone Scores-Chances	2-3	2-2
Touchdowns	2-3	2-2
Field goals	0-3	0-2
Sacks By: Number-Yards	4-45	5-29
PAT Kicks	2-2	2-3
Field Goals	0-0	0-1
Points off Turnover	0	13

Game 10

Arkansas
LSU

16
13

November 14, 2021
Tiger Stadium
Baton Rouge, La.
98,772

ARK							
RUSHING	Att.	Gain	Lost	Net	TD	Long	Avg.
K.J. Jefferson	15	63	22	41	0	15	2.7
Dominique Johnson	15	41	1	40	0	13	2.7
Trelon Smith	6	39	2	37	0	28	6.2
Reid Bauer	1	23	0	23	0	23	23.0
Treyton Burks	1	5	0	5	0	5	5.0
TEAM	2	0	5	-5	0	0	-2.5
Totals...	40	171	30	141	0	28	3.5

PASSING	Att.	Comp	Int	Yds	TD	Long	Sacks
K.J. Jefferson	25	18		0	142	1	43 3
Treyton Burks	1	0		0	0	0	0 0

RECEIVING	No.	Yds.	TD	Long
Treyton Burks	4	16	0	11
Tyson Morris	3	31	0	15
Trey Knox	3	10	0	5
Dominique Johnson	2	40	1	43
Blake Kern	2	20	0	18
Warren Thompson	1	23	0	23
De'Vion Warren	1	4	0	4
Hudson Henry	1	1	0	1
Raheim Sanders	1	-3	0	0
AJ Green	0	0	0	0
Totals...	18	142	1	43

PUNTING	No.	Yds.	Avg.	Long	I20	TB
Reid Bauer	7	306	43.7	57	2	1
Sam Loy	1	37	37.0	37	0	0

FIELD GOALS	Att.	Made	Long	KICKS
Cam Little	3	3	48	48,27,37

ALL RETURNS	Punts			Kickoffs			Interceptions		
	No.	Yds.	Lg.	No.	Yds.	Lg.	No.	Yds.	Lg.
Bryce Stephens	2	26	26	0	0	0	0	0	0
AJ Green	0	0	0	2	44	29	0	0	0
Myles Slusher	0	0	0	0	0	0	1	0	0
Montaric Brown	0	0	0	0	0	0	1	0	0

LSU							
RUSHING	Att.	Gain	Lost	Net	TD	Long	Avg.
Tyrion Davis-Price	28	119	13	106	0	13	3.8
Corey Kiner	5	12	0	12	0	3	2.4
Josh Williams	2	6	0	6	0	5	3.0
Max Johnson	2	3	2	1	0	3	0.5
Armoni Goodwin	2	3	2	1	0	3	0.5
Trey Palmer	1	0	3	-3	0	0	-3.0
Garrett Nussmeier	2	0	15	-15	0	0	-7.5
Totals...	42	143	35	108	0	13	2.6

PASSING	Att.	Comp	Int.	Yds.	TD	Long	Sacks
Garrett Nussmeier	31	18		2	179	1	29 2
Max Johnson	6	3		0	21	0	11 1

RECEIVING	No.	Yds.	TD	Long
Trey Palmer	6	45	0	11
Jack Bech	4	66	1	29
Tyrion Davis-Price	3	4	0	4
Malik Nabers	2	34	0	24
Jack Mashburn	1	18	0	18
Devonta Lee	1	12	0	12
Jaray Jenkins	1	10	0	10
Brian Thomas Jr.	1	6	0	6
Kole Taylor	1	5	0	5
Josh Williams	1	0	0	0
Totals...	21	200	1	29

PUNTING	No.	Yds.	Avg.	Long	I20	TB
Avery Atkins	6	267	44.5	52	1	1

FIELD GOALS	Att.	Made	Long	KICKS
Cade York	3	2	45	34,55(MISSED),45

ALL RETURNS	Punts			Kickoffs			Interceptions		
	No.	Yds.	Lg.	No.	Yds.	Lg.	No.	Yds.	Lg.
Trey Palmer	4	48	21	0	0	0	0	0	0

Arkansas Posts 16-13 Overtime Win Over LSU

Cam Little's 37-yard field goal in the first overtime period Saturday night lifted No. 25 Arkansas to a 16-13 win over LSU in Tiger Stadium. Arkansas ended a five-game losing streak to the Tigers and claimed the Golden Boot for the first time since 2015. The Razorbacks improved to 7-3 overall and 3-3 in the SEC, while LSU dropped to 4-6 overall and 2-5 in conference play. Arkansas defensive back Montaric Brown intercepted a pass from LSU quarterback **Garrett Nussmeier** in the end zone on the Tigers' first overtime possession. Taking over at the LSU 25-yard line for its OT possession, quarterback KJ Jefferson ran the football three straight times, setting the stage for Little's game-winning kick. LSU is now 8-8 all-time in overtime games, including a 6-5 record in Tiger Stadium. The overtime game was LSU's first since November 24, 2018, when the Tigers lost a 74-72 seven-OT marathon at Texas A&M. Saturday's contest was the first overtime game in Tiger Stadium since November 8, 2014, when Alabama defeated LSU, 20-13. Nussmeier, who replaced starting quarterback **Max Johnson** in the first quarter, finished 18-of-31 for 179 yards, one touchdown and two interceptions. LSU running back **Tyrion Davis-Price** rushed 28 times for 106 yards, and the Tigers outgained Arkansas in total offensive yards, 308-281. LSU linebackers **Micah Baskerville** and **Damone Clark** performed brilliantly, as the Tigers employed aggressive, blitzing schemes for the second straight game. Baskerville recorded 12 tackles, two sacks and 3.5 tackles for loss, while Clark posted 11 total stops with one sack and 1.5 tackles for loss. Jefferson completed 18-of-25 passes for 142 yards and one touchdown, and he was Arkansas' leading rusher with 15 carries for 41 yards.

Scoring	1	2	3	4	OT	F
ARK	3	0	10	0	3	16
LSU	3	7	0	3	0	13

ARK	1Q	11:59	Little 48 yd FG
LSU	1Q	01:47	York 34 yd FG
LSU	2Q	14:52	Bech 29 yd pass from Nussmeier (York kick)
ARK	3Q	06:01	Johnson 43 yd pass from Jefferson (Little kick)
ARK	3Q	00:37	Little 27 yd FG
LSU	4Q	10:53	York 45 yd FG
ARK	OT1	00:00	Little 37 yd FG

Team Stats	ARK	LSU
FIRST DOWNS	13	20
Rushing	8	9
Passing	4	9
Penalty	1	2
NET YARDS RUSHING	141	108
Rushing Attempts	40	42
Average Per Rush	3.5	2.6
Rushing Touchdowns	0	0
Yards Gained Rushing	171	143
Yards Lost Rushing	30	35
NET YARDS PASSING	142	200
Completions-Attempts-Int	18-26-0	21-37-2
Average Per Attempt	5.5	5.4
Average Per Completion	7.9	9.5
Passing Touchdowns	1	1
TOTAL OFFENSE YARDS	283	308
Total offense plays	66	79
Average Gain Per Play	4.3	3.9
Fumbles: Number-Lost	2-0	3-1
Penalties: Number-Yards	9-63	5-34
PUNTS-YARDS	8-343	6-267
Average Yards Per Punt	42.9	44.5
Net Yards Per Punt	35	36.8
Inside 20	2	1
50+ Yards	3	1
Touchbacks	1	1
Fair catch	2	2
KICKOFF-YARDS	4-260	4-257
Average Yards Per Kickoff	65.0	64.2
Net Yards Per Kickoff	40	40.8
Touchbacks	4	2
Fair Catch Yards	0	0
Punt returns: Number-Yards-TD	2-26-0	4-48-0
Average Per Return	13.0	12.0
Kickoff returns: Number-Yds-TD	2-44-0	0-0-0
Average Per Return	22.0	0.0
Interceptions: Number-Yds-TD	2-0-0	0-0-0
Fumble Returns: Number-Yds-TD	0-0-0	0-0-0
Miscellaneous Yards	0	0
Possession Time	27:20	32:40
1st Quarter	04:34	10:26
2nd Quarter	08:21	06:39
3rd Quarter	10:20	04:40
4th Quarter	04:05	10:55
Third-Down Conversions	3-16	6-18
Fourth-Down Conversions	1-2	2-3
Red-Zone Scores-Chances	2-2	1-3
Touchdowns	0-2	0-3
Field goals	2-2	1-3
Sacks By: Number-Yards	3-17	3-21
PAT Kicks	1-1	1-1
Field Goals	3-3	2-3
Points off Turnover	6	0

Game 11

ULM	14	November 20, 2021							
LSU	27	Tiger Stadium Baton Rouge, La. 92,790							
ULM									
RUSHING	Att.	Gain	Lost	Net	TD	Long	Avg.		
Malik Jackson	21	79	1	78	0	13	3.7		
Chandler Rogers	6	30	6	24	0	13	4.0		
Andrew Henry	5	11	0	11	0	5	2.2		
Rhett Rodriguez	3	9	0	9	0	5	3.0		
Abraham Alce	1	0	1	-1	0	0	-1.0		
Jevin Frett	1	0	3	-3	0	0	-3.0		
Totals...	37	129	11	118	0	13	3.2		
PASSING	Att.	Comp		Int	Yds	TD	Long	Sacks	
Rhett Rodriguez	22	12		1	157	1	33	0	
Chandler Rogers	6	4		0	36	1	27	1	
Jared Sparks	1	0		0	0	0	0	0	
RECEIVING	No.	Yds.	TD	Long					
Boogie Knight	5	57	1	28					
Will Derrick	3	37	0	20					
Zach Jackson	3	13	0	9					
Fred Lloyd Jr.	2	42	0	33					
Zach Rasmussen	1	27	1	27					
Jared Sparks	1	16	0	16					
Malik Jackson	1	1	0	1					
Jevin Frett	0	0	0	0					
Rhett Rodriguez	0	0	0	0					
Totals:	16	193	2	33					
PUNTING	No.	Yds.	Avg.	Long	I20	TB			
Devyn McCormick	5	207	41.4	47	2	0			
FIELD GOALS	Att.	Made	Long	KICKS					
N/A									
ALL RETURNS	Punts No.	Yds.	Lg.	Kickoffs No.	Yds.	Lg.	Interceptions No.	Yds.	Lg.
Josh Newton	0	0	0	0	0	0	1	22	22
LSU									
RUSHING	Att.	Gain	Lost	Net	TD	Long	Avg.		
Tyrion Davis-Price	21	82	0	82	0	13	3.9		
Corey Kiner	6	16	0	16	0	5	2.7		
Corren Norman	1	7	0	7	0	7	7.0		
Josh Williams	3	5	3	2	0	3	0.7		
Max Johnson	7	15	30	-15	1	7	-2.1		
Totals...	38	125	33	92	1	13	2.4		
PASSING	Att.	Comp		Int.	Yds.	TD	Long	Sacks	
Max Johnson	33	22		0	319	2	67	3	
Avery Atkins	1	0		1	0	0	0	0	
RECEIVING	No.	Yds.	TD	Long					
Jack Bech	5	46	0	16					
Malik Nabers	4	143	1	67					
Brian Thomas Jr.	4	61	1	42					
Jaray Jenkins	2	24	0	17					
Tyrion Davis-Price	2	14	0	9					
Jontre Kirklin	1	15	0	15					
Trey Palmer	1	7	0	7					
Devonta Lee	1	5	0	5					
Corey Kiner	1	4	0	4					
Chris Hilton	1	0	0	0					
Kole Taylor	0	0	0	0					
Totals...	22	319	2	67					
PUNTING	No.	Yds.	Avg.	Long	I20	TB			
Avery Atkins	3	146	48.7	54	1	0			
FIELD GOALS	Att.	Made	Long	KICKS					
Cade York	3	2	50	44 (MISSED), 27, 50					
ALL RETURNS	Punts No.	Yds.	Lg.	Kickoffs No.	Yds.	Lg.	Interceptions No.	Yds.	Lg.
Trey Palmer	3	16	9	1	25	25	0	0	0
Jay Ward	0	0	0	0	0	0	1	7	7

Tigers Earn 27-14 Win Over UL Monroe Saturday Night

LSU quarterback **Max Johnson** threw for 319 yards and two touchdowns Saturday night to lead the Tigers to a 27-14 win over UL Monroe in Tiger Stadium. Freshman wide receiver **Malik Nabers** caught four passes for 143 yards as the Tigers recorded 411 yards of total offense, while the LSU defense limited the Warhawks to 311 yards from scrimmage. Butkus Award candidate **Damone Clark** led the Tigers' defense with seven tackles, 1.5 tackles for loss, one pass break-up and one quarterback hurry. **Tyrion Davis-Price** rushed for 82 yards on 21 carries to pace LSU's ground attack. The Tigers' defense forced a three-and-out on ULM's first possession, and after a punt, LSU moved 64 yards in five plays as quarterback Max Johnson capped the march with a three-yard touchdown run, his first rushing TD of the season. On its next possession, ULM moved 74 yards to the LSU two-yard line, but on fourth-and-goal running back Malik Jackson was stopped at the one-yard line after catching a pass from quarterback Rhett Rodriguez. The Tigers drove 73 yards in 12 plays on their next possession; however, the march ended on a missed 44-yard field goal by **Cade York**. After safety **Jay Ward** intercepted a Rodriguez pass and returned it to the ULM 33-yard line, York connected on a 27-yard field goal to give LSU a 10-0 lead with 12:05 remaining in the second quarter. The Tigers extended the advantage to 17-0 at the 9:19 mark of the second period when Johnson fired a 67-yard scoring strike to Nabers. Facing a fourth-and-four at its own 39 with 4:14 left before halftime, LSU attempted a fake punt, but punter **Avery Atkins**' pass was intercepted by Josh Newton and returned to the LSU 28-yard line. The Warhawks took advantage of the opportunity when Rodriguez threw a 28-yard TD pass to wide receiver Boogie Knight, reducing the deficit to 17-7 with 3:45 remaining before intermission. The teams exchanged scoreless possessions to start the second half before LSU executed an eight-play, 82-yard march that was culminated by a 42-yard touchdown pass from Johnson to wide receiver **Brian Thomas Jr.**, giving the Tigers a 24-7 lead with 1:29 remaining in the third quarter. The Warhawks narrowed the gap to 24-14 with 3:20 left in the game when quarterback Chandler Rogers fired a 27-yard scoring pass to tight end Zach Rasmussen to complete a 10-play, 58-yard drive. ULM attempted an onside kick, but the Tigers' **Chris Hilton Jr.** covered the football at the Warhawks' 45-yard line. From there, LSU advanced to the ULM 32, and York drilled a 50-yard field goal to account for the final margin.

Scoring	1	2	3	4	F
ULM	0	7	0	7	14
LSU	0	10	14	14	27

LSU	1Q	11:49	Johnson 3 yd rush (York kick)
LSU	2Q	12:05	York 27 yd FG
LSU	2Q	09:19	Nabers 67 yd pass from Johnson (York kick)
ULM	2Q	03:34	Knight 28 yd pass from Rodriguez (Sutherland kick)
LSU	3Q	01:29	Thomas Jr. 42 yd pass from Johnson (York kick)
ULM	4Q	03:20	Rasmussen 27 yd pass from Rogers (Sutherland kick)
LSU	4Q	00:46	York 50 yd FG

Team Stats	ULM	LSU
FIRST DOWNS	18	17
Rushing	6	6
Passing	9	11
Penalty	3	0
NET YARDS RUSHING	118	92
Rushing Attempts	37	38
Average Per Rush	3.2	2.4
Rushing Touchdowns	0	1
Yards Gained Rushing	129	125
Yards Lost Rushing	11	33
NET YARDS PASSING	193	319
Completions-Attempts-Int	16-29-1	22-34-1
Average Per Attempt	6.7	9.4
Average Per Completion	12.1	14.5
Passing Touchdowns	2	2
TOTAL OFFENSE YARDS	311	411
Total offense plays	66	72
Average Gain Per Play	4.7	5.7
Fumbles: Number-Lost	0-0	2-0
Penalties: Number-Yards	4-30	4-38
PUNTS-YARDS	5-207	3-146
Average Yards Per Punt	41.4	48.7
Net Yards Per Punt	40.2	48.7
Inside 20	2	1
50+ Yards	0	1
Touchbacks	0	0
Fair catch	0	2
KICKOFF-YARDS	2-130	6-390
Average Yards Per Kickoff	65.0	65.0
Net Yards Per Kickoff	40	40
Touchbacks	1	6
Fair Catch Yards	0	0
Punt returns: Number-Yards-TD	0-0-0	3-16-0
Average Per Return	0.0	5.3
Kickoff returns: Number-Yds-TD	0-0-0	1-25-0
Average Per Return	0.0	25.0
Interceptions: Number-Yds-TD	1-22-0	1-7-0
Fumble Returns: Number-Yds-TD	0-0-0	0-0-0
Miscellaneous Yards	0	0
Possession Time	27:15	32:45
1st Quarter	07:54	07:06
2nd Quarter	06:25	08:35
3rd Quarter	03:28	11:32
4th Quarter	09:28	05:32
Third-Down Conversions	4-14	9-18
Fourth-Down Conversions	2-4	1-3
Red-Zone Scores-Chances	1-3	2-4
Touchdowns	1-3	1-4
Field goals	0-3	1-4
Sacks By: Number-Yards	3-24	1-5
PAT Kicks	2-2	3-3
Field Goals	0-0	2-3
Points off Turnover	7	3

Game 12

Texas A&M	24	November 27, 2021
LSU	27	Tiger Stadium Baton Rouge, La. 91,595

TEXAS A&M

RUSHING	Att.	Gain	Lost	Net	TD	Long	Avg.
Devon Achane	12	54	5	49	0	21	4.1
Isaiah Spiller	11	32	5	27	0	9	2.5
Ainias Smith	1	1	0	1	0	1	1.0
Zach Calzada	4	0	23	-23	0	0	-5.8
Totals...	28	87	33	54	0	21	1.9
PASSING	Att.	Comp	Int	Yds	TD	Long	Sacks
Zach Calzada	35	20	0	242	3	39	4
RECEIVING	No.	Yds.	TD	Long			
Ainias Smith	6	37	0	10			
Devon Achane	5	72	0	23			
Jalen Wydermyer	4	24	0	14			
Jalen Preston	3	57	2	32			
Moose Muhammad III	2	52	1	39			
Isaiah Spiller	0	0	0	0			
Totals...	20	242	3	39			
PUNTING	No.	Yds.	Avg.	Long	I20	TB	
Nik Constantinou	8	356	44.5	58	3	0	
FIELD GOALS	Att.	Made	Long	KICKS			
Seth Small	1	1	33	33			

ALL RETURNS	Punts			Kickoffs			Interceptions		
	No.	Yds.	Lg.	No.	Yds.	Lg.	No.	Yds.	Lg.
Moose Muhammad III	3	21	15	0	0	0	0	0	0
Devon Achane	0	0	0	1	23	23	0	0	0

LSU

RUSHING	Att.	Gain	Lost	Net	TD	Long	Avg.
Tyrion Davis-Price	19	84	0	84	0	29	4.4
Corey Kiner	3	16	0	16	0	13	5.3
Tre Bradford	2	11	0	11	0	6	5.5
Josh Williams	1	4	0	4	0	4	4.0
Max Johnson	11	31	40	-9	0	12	-0.8
Totals...	36	146	40	106	0	29	2.9
PASSING	Att.	Comp	Int.	Yds.	TD	Long	Sacks
Max Johnson	38	22	0	306	3	61	6
RECEIVING	No.	Yds.	TD	Long			
Jaray Jenkins	8	169	2	45			
Malik Nabers	6	51	0	12			
Trey Palmer	5	64	1	61			
Tyrion Davis-Price	2	11	0	7			
Jack Bech	1	11	0	11			
Josh Williams	0	0	0	0			
Devonta Lee	0	0	0	0			
Totals...	22	306	3	61			
PUNTING	No.	Yds.	Avg.	Long	I20	TB	
Avery Atkins	8	306	38.2	45	2	0	
FIELD GOALS	Att.	Made	Long	KICKS			
Cade York	2	2	50	50,47			

ALL RETURNS	Punts			Kickoffs			Interceptions		
	No.	Yds.	Lg.	No.	Yds.	Lg.	No.	Yds.	Lg.
Trey Palmer	3	0	3	0	0	0	0	0	0

LSU Stuns No. 14 Texas A&M with Last-Minute TD, 27-24

Max Johnson connected with Jaray Jenkins for a 28-yard touchdown with 20 seconds to play, as the LSU Football team stunned No. 14 Texas A&M, 27-24, with an 85-yard game-winning drive on the final Saturday night in Tiger Stadium of the 2021 season. LSU (6-6, 3-5 SEC) led for the entire evening until Texas A&M (8-4, 4-4 SEC) scored a touchdown on a 32-yard catch-and-run that put the Aggies ahead 24-20 with 7:33 remaining. Johnson's final-minute drive ensured Orgeron would go out a winner. The sophomore quarterback completed 5-of-7 passes for 86 yards on the game-winning drive that took 1 minute, 38 seconds. On third-and-10 from the Aggies 28, Johnson stood in the pocket and took a hit just as he released a pass toward the right sideline and into the path of a streaking Jenkins, who caught it at the 5 and touched down just past the goal line. The crowd erupted as the Tigers took a 26-24 lead, and Cade York tacked on his 118th-consecutive PAT for the final margin. Johnson completed 22-of-38 passes for 306 yards with three touchdowns, while Jenkins caught eight passes for 169 yards with touchdowns of 45 and 28 yards. Wide receiver Trey Palmer had a 61-yard touchdown catch-and-run and finished with five receptions for 64 yards. Freshman receiver Malik Nabers added six catches for 51 yards. Tyrion Davis-Price led LSU with 84 rushing yards on 19 carries, becoming the 15th Tiger to eclipse 1,000 rushing yards in a single season. York continued his all-America campaign with field goals of 50 and 47 yards. York has made 15-of-18 field goals in 2021 including 5-of-7 from at least 50 yards. LSU's defense kept the Aggies at bay for much of the contest, helping the Tigers take a 17-7 halftime lead after allowing 6 net rushing yards. The Tigers recorded nine tackles for loss including four sacks of quarterback Zach Calzada. Butkus Award finalist linebacker Damone Clark led the Tigers with 10 tackles including 2.5 sacks and a quarterback hurry. LSU outgained Texas A&M, 412-296.

Scoring	1	2	3	4	F
TAM	0	7	3	14	24
LSU	3	14	3	7	27
LSU	1Q	08:38	York 50 yd FG		
LSU	2Q	14:12	Jenkins 45 yd pass from Johnson (York kick)		
TAM	2Q	04:31	Muhammad III 13 yd pass from Calzada (Small kick)		
LSU	2Q	00:32	Palmer 61 yd pass from Johnson (York kick)		
TAM	3Q	08:09	Small 33 yd FG		
LSU	3Q	02:29	York 47 yd FG		
TAM	4Q	14:22	Preston 15 yd pass from Calzada (Small kick)		
TAM	4Q	07:33	Preston 32 yd pass from Calzada (Small kick)		
LSU	4Q	00:20	Jenkins 28 yd pass from Johnson (York kick)		

Team Stats	TAM	LSU
FIRST DOWNS	16	22
Rushing	3	8
Passing	13	13
Penalty	0	1
NET YARDS RUSHING	54	106
Rushing Attempts	28	36
Average Per Rush	1.9	2.9
Rushing Touchdowns	0	0
Yards Gained Rushing	87	146
Yards Lost Rushing	33	40
NET YARDS PASSING	242	306
Completions-Attempts-Int	20-35-0	22-38-0
Average Per Attempt	6.9	8.1
Average Per Completion	12.1	13.9
Passing Touchdowns	3	3
TOTAL OFFENSE YARDS	296	412
Total offense plays	63	74
Average Gain Per Play	4.7	5.6
Fumbles: Number-Lost	0-0	0-0
Penalties: Number-Yards	4-28	3-30
PUNTS-YARDS	8-356	8-306
Average Yards Per Punt	44.5	38.2
Net Yards Per Punt	44.5	35.6
Inside 20	3	2
50+ Yards	3	0
Touchbacks	0	0
Fair catch	4	3
KICKOFF-YARDS	5-325	6-390
Average Yards Per Kickoff	65.0	65.0
Net Yards Per Kickoff	40	40.3
Touchbacks	5	5
Fair Catch Yards	0	0
Punt returns: Number-Yards-TD	3-21-0	3-0-0
Average Per Return	7.0	0.0
Kickoff returns: Number-Yds-TD	1-23-0	0-0-0
Average Per Return	23.0	0.0
Interceptions: Number-Yds-TD	0-0-0	0-0-0
Fumble Returns: Number-Yds-TD	0-0-0	0-0-0
Miscellaneous Yards	0	0
Possession Time	27:40	32:20
1st Quarter	03:58	11:02
2nd Quarter	09:32	05:28
3rd Quarter	08:02	06:58
4th Quarter	06:08	08:52
Third-Down Conversions	3-14	5-17
Fourth-Down Conversions	1-1	2-2
Red-Zone Scores-Chances	3-3	0-0
Touchdowns	2-3	0-0
Field goals	1-3	0-0
Sacks By: Number-Yards	6-40	4-23
PAT Kicks	3-3	3-3
Field Goals	1-1	2-2
Points off Turnover	0	0