

#LSU

@LSUsoftball

@BethTorina

/LSUsoftball

@LSUsoftball

LSU

2022 SOFTBALL

SEC CHAMPIONS

1999 • 2000 • 2001 • 2002 • 2004

SEC TOURNAMENT CHAMPIONS

1999 • 2001 • 2002 • 2004 • 2007

WCWS APPEARANCES

2001 • 2004 • 2012

2015 • 2016 • 2017

2022 SCHEDULE/RESULTS

Date Opponent TV/StreamTime (CT)/Result

FEBRUARY (4-2)

| | | | |
|----|----------------------|-------|------------|
| 11 | South Alabama! | SECN+ | W, 3-0 |
| 11 | Illinois! | SECN+ | W, 4-2 |
| 12 | South Alabama! | SECN+ | W, 8-1 |
| 12 | Central Arkansas! | SECN+ | L, 2-3 |
| 13 | Illinois! | SECN+ | L, 2-5 |
| 13 | Central Arkansas! | SECN+ | W, 2-1 |
| 18 | vs. Oklahoma State\$ | ESPN | 3 p.m. |
| 18 | vs. Washington\$ | ESPN+ | 6 p.m. |
| 19 | vs. Notre Dame\$ | SECN | 9:30 a.m. |
| 19 | vs. Michigan\$ | ESPN+ | 4 p.m. |
| 20 | vs. Texas Tech\$ | SECN | 8 a.m. |
| 25 | Stephen F. Austin% | SECN+ | 3 p.m. |
| 25 | Drake% | SECN+ | 5:30 p.m. |
| 26 | Purdue% | SECN+ | 3 p.m. |
| 26 | Drake% | SECN+ | 5:30 p.m. |
| 27 | Purdue% | SECN+ | 11:30 a.m. |
| 27 | Stephen F. Austin% | SECN+ | 2 p.m. |

MARCH (0-0)

| | | | |
|----|--------------------------|-------|-----------|
| 3 | at ULL | ESPN+ | 6 p.m. |
| 4 | Troy^ | SECN+ | 4 p.m. |
| 4 | Troy^ | SECN+ | 6:30 p.m. |
| 5 | ULL^ | SECN+ | 5 p.m. |
| 6 | LA Tech^ | SECN | Noon |
| 6 | Central Connecticut St.@ | SECN+ | 2:30 p.m. |
| 11 | Alabama* | SECN+ | 6 p.m. |
| 12 | Alabama* | SECN | 6 p.m. |
| 13 | Alabama* | SECN+ | Noon |
| 15 | Southeastern La. | SECN+ | 6 p.m. |
| 18 | at Texas | LHN | 6 p.m. |
| 19 | at Texas | LHN | 2 p.m. |
| 19 | at Texas | LHN | 4:30 p.m. |
| 22 | Nicholls St. | SEC+ | 6 p.m. |
| 26 | at Arkansas* | ESPN2 | 7:30 p.m. |
| 27 | at Arkansas* | ESPN | Noon |
| 28 | at Arkansas* | SECN | 6 p.m. |
| 30 | McNeese St. | SECN+ | 6 p.m. |

APRIL (0-0)

| | | | |
|----|-----------------|-------|-----------|
| 1 | Kentucky* | SECN+ | 6 p.m. |
| 2 | Kentucky* | ESPN | 5 p.m. |
| 3 | Kentucky* | SECN+ | Noon |
| 8 | at Texas A&M* | SECN+ | 6 p.m. |
| 9 | at Texas A&M* | SECN+ | 2 p.m. |
| 10 | at Texas A&M* | SECN+ | Noon |
| 14 | South Carolina* | SECN+ | 6 p.m. |
| 15 | South Carolina* | SECN+ | 6 p.m. |
| 16 | South Carolina* | SECN | 11 a.m. |
| 19 | at McNeese St. | | 6:30 p.m. |
| 22 | at Georgia* | SECN+ | 5 p.m. |
| 23 | at Georgia* | ESPN | 1 p.m. |
| 24 | at Georgia* | ESPN | 11 a.m. |
| 29 | Florida* | SECN+ | 6 p.m. |
| 30 | Florida* | ESPN2 | 11 a.m. |

MAY (0-0)

| | | | |
|-------|---------------------|-------|---------|
| 1 | Florida* | ESPN2 | 11 a.m. |
| 6 | at Mississippi St.* | SECN+ | 6 p.m. |
| 7 | at Mississippi St.* | SECN+ | 2 p.m. |
| 8 | at Mississippi St.* | SECN+ | Noon |
| 10-14 | SEC Tournament | SECN | TBA |
| 20-22 | NCAA Regionals | | TBA |
| 26-29 | NCAA Super Regional | | TBA |

JUNE (0-0)

| | | | |
|------|------------------------------|--|-----|
| 2-10 | Women's College World Series | | TBA |
|------|------------------------------|--|-----|

All times are central and subject to change. Home games are bolded and played at Tiger Park. 1 - Tiger Classic (Baton Rouge, La.); \$ - St. Pete/Clearwater Invitational (Clearwater, Fla.); % - Purple & Gold Challenge (Baton Rouge, La.); ^ - LSU Invitational (Baton Rouge, La.); * - SEC Contest; SECN - SEC Network; SECN+ - SEC Network+; LHN - Longhorn Network



NO. 21/22 LSU (4-2) IN SPC INVITATIONAL

BREAKDOWN

LSU

| | |
|----------------------|-----------------------|
| 2022 Record | 4-2, 0-0 SEC |
| Head Coach | Beth Torina |
| LSU Record | 420-182 (11th Season) |
| Overall Record/Years | 549-293 (15th Season) |

No. 7 Oklahoma St.



| | |
|--------------------------------|----------------------|
| 2022 Record | 4-1 |
| Head Coach | Kenny Gajewski |
| OSU Record/Years | 225-108 (7th Season) |
| LSU leads all-time series 10-4 | |

No. 5/6 Washington



| | |
|--------------------------------|-------------------------|
| 2022 Record | 5-0 |
| Head Coach | Heather Tarr |
| UW Record/Years | 711-266-1 (18th Season) |
| LSU trails all-time series 8-9 | |

Notre Dame



| | |
|-------------------------------|-------------------------|
| 2022 Record | 5-0 |
| Head Coach | Deanna Gumpf |
| ND Record/Years | 790-336-1 (21st Season) |
| LSU leads all-time series 3-0 | |

No. 16/19 Michigan



| | |
|--------------------------------|--------------------------|
| 2022 Record | 3-2 |
| Head Coach | Carol Hutchins |
| MICH Record/Years | 1652-523-5 (38th Season) |
| LSU trails all-time series 4-7 | |

Texas Tech



| | |
|-------------------------------|--------------------|
| 2022 Record | 3-1 |
| Head Coach | Sami Strinz-Ward |
| TTU Record/Years | 24-27 (2nd Season) |
| LSU leads all-time series 9-1 | |

Next Up

Purple & Gold Challenge (Baton Rouge, La.)

Feb. 25 - vs. SFA, Drake
Feb. 26 - vs. Purdue, Drake
Feb. 27 - vs. Purdue, SFA

FAST FACTS

- LSU is nationally ranked for the 110th consecutive week dating back to 2014. The Tigers are No. 21 in the USA Today/ NFCA Division I Softball Preseason Poll and No. 22 in the ESPN/USA Softball Preseason Poll.
- No. 21/22 LSU will three teams in the Top 25 this weekend, including two in the Top 10 at the SPC Invitational. They will also play Notre Dame who are receiving votes in both polls.
- The Tigers are coming off a 4-2 weekend at the Tiger Classic in Baton Rouge, La.
- Georgia Clark and Ciara Briggs led the team with eight hits each and a .421 batting average. Clark had three homers in the weekend.
- Shelbi Sunseri went 2-0 in the circle, including a shutout in the season opener. She also got it done at the plate with a team-high nine RBI to go along with a .313 batting average.
- Head coach Beth Torina is in her 11th season at the helm of LSU softball and has coached the Tigers to four Women's College World Series appearances, including three-straight, one of two teams (UCLA) in the nation to accomplish that feat from 2015-17.
- Under Torina, the Tigers are averaging 42 wins per season. Torina currently has a total of 420 wins at LSU and 549 total wins as a NCAA D1 head coach. She earned her 500th career victory February 21, 2020 with a no-hitter against Sam Houston State, thrown by Shelby Wickersham. Torina picked up win No. 400 at LSU on March 30, 2021 against ULM.
- The No. 21/22 Tigers return 19 players from last year's squad who went 35-22 in what was the toughest strength of schedule among teams who completed a full season.
- The Tigers return five players on the pitching staff, highlighted by 2019 All-American Shelby Sunseri and Ali Kilponen. Shelby Wickersham, Morgan Smith, Taylor Edwards and Redshirt freshman Emilee Casanova is on the staff joined by true freshman Raelin Chaffin.
- Ali Kilponen and Taylor Pleasants earned a spot on the Preseason All-SEC Team. Pleasants was also named to the Top 50 USA Softball Watch List and was named to the USA Softball National Team in early January.
- The Tigers were picked to finish sixth in the Southeastern Conference by the coaches. The Tigers are behind preseason favorite Alabama followed by Florida, Arkansas, Tennessee and Missouri to round out the top five.
- Eight states are represented on the roster this season: Louisiana (7), Texas (7), California (6), Georgia (3), Arizona (1), Colorado (1), Florida (1) and North Carolina (1).
- In Tiger Park, LSU has won 30 games in four of the last seven seasons. In 2018, the Tigers put together 35 victories in Tiger Park, which was the second-most home wins in a season in program history.

2022 Quick Facts

SOFTBALL STAFF

| | |
|-------------------------|--------------------------|
| Head Coach | Beth Torina |
| Alma Mater, Year | Florida, 2000 |
| Record at LSU (Seasons) | 416-180 (10) |
| Career Record (Seasons) | 545-291 (14) |
| Year at LSU | 11th Season |
| Year in Career | 15th Season |
| Assistant Coach | Howard Dobson |
| Alma Mater, Year | McNeese State, 1997 |
| Year at LSU | 11th Season |
| Assistant Coach | Lindsay Leftwich |
| Alma Mater, Year | Northwestern State, 2005 |
| Year at LSU | 11th Season |
| Video Coordinator | Matt Karin |
| Alma Mater, Year | Alabama, 2016 |
| Year at LSU | 6th Season |
| Volunteer Coach | Sandra Simmons |
| Alma Mater, Year | LSU, 2016 |
| Year at LSU | 4th Season |
| Assistant Coach | Amanda Doyle |
| Alma Mater, Year | LSU, 2020 |
| Year at LSU | 1st Season |
| Director of Operations | Quinlan Duhon |
| Alma Mater, Year | LSU, 2008 |
| Year at LSU | 13th Season |

TEAM INFORMATION

| | |
|--|-----------------|
| 2021 Overall Record | 35-22 |
| 2021 SEC Record (Finish) | 13-11 (T5th) |
| 2021 SEC Tournament Finish | Second Round |
| 2021 Postseason | Super Regionals |
| 2021 Final Ranking (NFCA/USA Softball) | 15/T-15 |
| Starters Returning/Lost | 7/2 |
| Pitchers Returning/Lost | 5/2 |
| Newcomers | 6 |

PROGRAM HISTORY

| | |
|--|------------------------------------|
| All-Time Record | 1204-430-1 (.737) |
| All-Time SEC Record | 437-207-1 (.678) |
| SEC Western Division Titles | 9 |
| Seasons | 1997-2002, 2004, 2007, 2013 |
| SEC Regular Season Titles | 5 |
| Seasons | 1999, 2000, 2001, 2002, 2004 |
| All-Time SEC Tournament Record | 45-24 (.652) |
| SEC Tournament Titles | 5 |
| Seasons | 1999, 2001, 2002, 2004, 2007 |
| NCAA Tournament Record | 80-52 (.606) |
| NCAA Tournament Appearances | 22 |
| Seasons | 1998-2004, 2006-2019, 2021 |
| Women's College World Series Appearances | 6 |
| Seasons | 2001, 2004, 2012, 2015, 2016, 2017 |

UNIVERSITY

| | |
|-----------------------------|-----------------------------------|
| Location | Baton Rouge, La. |
| Founded | 1860 |
| Enrollment | 35,914 |
| Nickname | Tigers or Fighting Tigers |
| Colors | Purple (PMS 268) & Gold (PMS 123) |
| Mascot | Mike (Bengal tiger) |
| Conference | Southeastern |
| President | William F. Tate IV |
| NCAA Faculty Representative | Dr. Lori Martin |

ATHLETICS DEPARTMENT

| | |
|--|--------------------------------|
| Director of Athletics | Scott Woodward |
| Executive Deputy AD/Executive Director of External Relations | Verge Ausberry |
| Executive Deputy AD/COO | Stephanie Rempe |
| Deputy AD for Leadership & Strategy | Lori Williams |
| Sr. Assoc. AD/Athletics Facility Management | Dan Gaston |
| Sr. Assoc. AD/Health and Wellness | Shelly Mullenix |
| Sr. Assoc. AD/Student Services & SWA | Miriam Segar |
| Chief of Staff | Andrea Tepe |
| Associate AD/Communications | Michael Bonnette |
| Associate AD/Ticket Sales & Operations | Brian Broussard |
| Associate AD/Diversity, Equity and Inclusion | Ashleigh Clare-Kearney-Thigpen |
| Assoc. AD/Administration | John Daniel |
| Associate AD/Compliance | Matt Jakoubek |
| Associate AD/Chief Financial Officer | Matthew LaBorde |
| Associate AD/Business and Finance | Neal Lamonica |
| Associate AD/Human Resources | Wendy Nall |
| Assistant AD/Marketing | Dave Haskins |
| Assistant AD/Compliance | Blair Napolitano |
| Assistant AD/Athletics Equipment | Greg Stringfellow |
| Associate AD/Ticket Sales & Operations | Brian Broussard |

COMMUNICATIONS

| | |
|---|------------------|
| Associate AD/Communications | Michael Bonnette |
| Sr. Assoc. Comm. Director | Bill Franques |
| Sr. Assoc. Comm. Director | Kent Lowe |
| Assoc. Director of Creative & Digital Content | Brandon Berrio |
| Asst. Comm. Director | Aaron Hyder |
| Asst. Comm. Director | Keonte' Herrera |
| Asst. Comm. Director | Grant Kauvar |
| Digital Media Writer | Cody Worsham |
| Herrera's Email Address | kkh@lsu.edu |
| Herrera's Office Phone | (225) 578-8204 |
| Herrera's Cell Phone | (254) 338-7609 |
| Administrative Specialist | Pam LeBlanc |

CREATIVE CONTENT

| | |
|--|----------------|
| Executive Director of Creative Content | Emily Dixon |
| Director of Post-Production | Matt Tornquist |
| Video Production Specialist | Garrison Floyd |

CREATIVE SERVICES

| | |
|----------------------------|------------------|
| Executive Director | Jason Feirman |
| Graphic Design Coordinator | Lindsey Thompson |
| Graphic Design Coordinator | Stephanie Lyles |
| Graphic Design Coordinator | Madison Leavelle |
| Photography Manager | Chris Parent |
| Photographer Coordinator | Gus Stark |

LSU SPORTS PRODUCTIONS

| | |
|---------------------------------------|----------------|
| Director of Media Productions | David Landry |
| Director of SEC Network TV Operations | John Schiebe |
| Director of Video Boards/Live Events | Lee Scioneaux |
| Director of Broadcasting | Chris Blair |
| Director of Digital Media | Todd Politz |
| Softball Radio Play-by-Play | Patrick Wright |
| Network Phone Number | (225) 578-1882 |
| Website | LSUsports.net |

LSU Athletics Communications Mailing Address

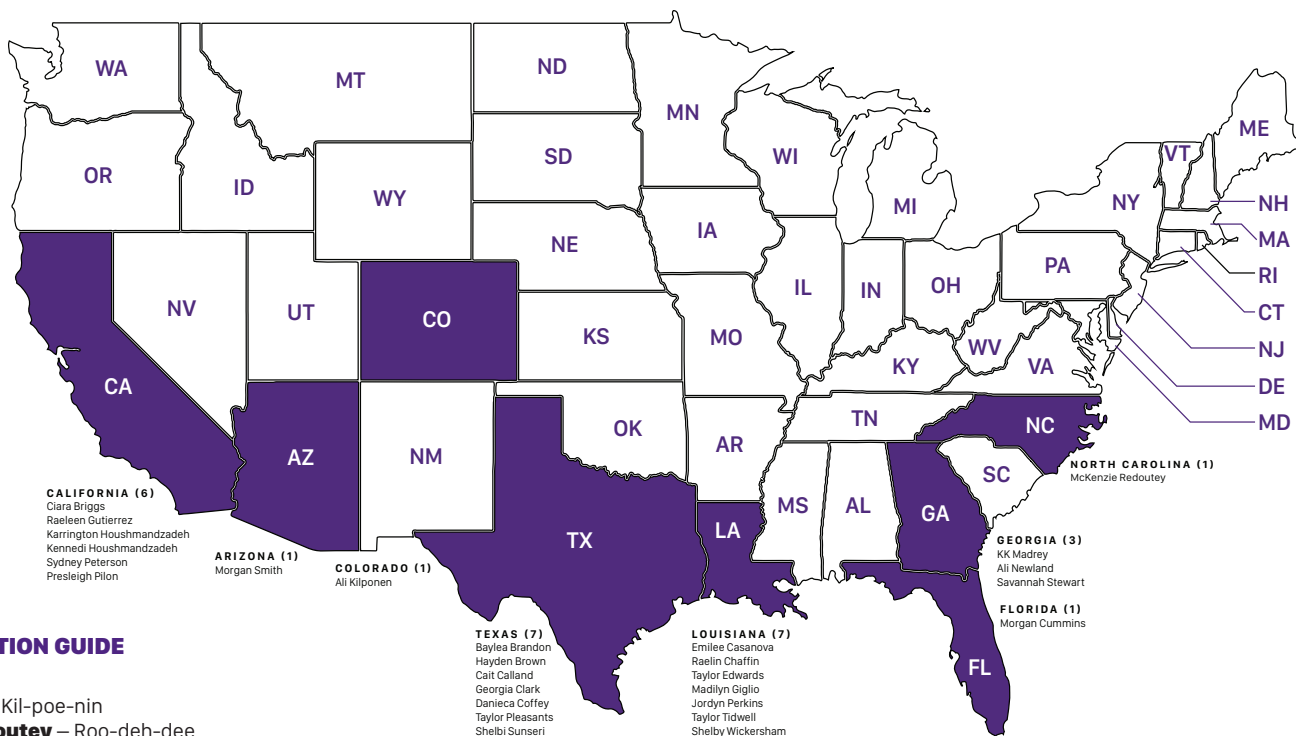
Fifth Floor, Athletics Administration Building
Baton Rouge, LA 70803

2022 Roster

NUMERICAL

| NO. | NAME | POS. | H-T | B-T | CL-EXP.-LETTERS | HOMETOWN (PREVIOUS SCHOOL) |
|-----|---------------------------|-------|------|-----|-----------------|---|
| 1 | Sydney Peterson | INF | 5-5 | R-R | Fr.-HS | Stockton, Calif. (Franklin HS) |
| 2 | Ali Kilponen | P | 6-0 | R-R | R-Jr.-3L | Highlands Ranch, Colo. (Valor Christian HS) |
| 3 | Taylor Tidwell | INF | 5-11 | R-R | R-Jr.-3L | Gonzales, La. (St. Amant HS) |
| 4 | McKenzie Redoutey | OF | 5-6 | L-L | Fr.-HS | Franklin, N.C. (Franklin HS) |
| 8 | Savannah Stewart | OF | 5-8 | L-R | R-Jr.-3L | Marietta, Ga. (Hillgrove HS) |
| 9 | Madilyn Giglio | OF | 5-3 | L-R | Fr.-HS | Metairie, La. (Mount Carmel Academy) |
| 10 | Emilee Casanova | P | 6-2 | R-R | R-Fr.-RS | Amite, La. (Oak Forest Academy) |
| 11 | Shelby Wickersham | P | 5-10 | R-R | R-Jr.-3L | Metairie, La. (Mount Carmel Academy) |
| 13 | Danieca Coffey | INF | 5-6 | L-R | So.-1L | Richwood, Texas (Angelton HS) |
| 17 | Taylor Pleasants | INF | 6-0 | L-R | R-So.-2L | Houston, Texas (J. Frank Dobie HS) |
| 18 | Kennedi Houshmandzadeh | INF | 5-4 | R-R | So.-1L | Cerritos, Calif. (Los Alamitos HS) |
| 20 | Jordyn Perkins | UTL | 5-3 | R-R | R-Jr.-3L | Metairie, La. (Mount Carmel Academy) |
| 21 | Taylor Edwards | P | 5-8 | R-R | R-So.-2L | Marrero, La. (De La Salle HS) |
| 23 | Baylea Brandon | UTL | 5-6 | L-L | Fr.-HS | Leander, Texas (Leander HS) |
| 24 | Hayden Brown | C | 5-10 | R-R | So.-1L | Colleyville, Texas (Keller HS) |
| 25 | Georgia Clark | INF | 5-9 | R-R | R-Jr.-3L | Houston, Texas (Stratford HS) |
| 26 | Morgan Cummins | C | 5-8 | R-R | R-Jr.-3L | Sarasota, Fla. (Lakewood Ranch HS) |
| 27 | Shelbi Sunseri | P/UTL | 5-10 | R-R | Sr.-3L | Santa Fe, Texas (Santa Fe HS) |
| 34 | Raelin Chaffin | P | 5-6 | R-R | Fr.-HS | Bossier City, La. (Airline HS) |
| 37 | Morgan Smith | P | 5-10 | R-R | So.-1L | Phoenix, Ariz. (Pinnacle HS) |
| 42 | Kaylen Madrey | UTL | 5-7 | L-R | Fr.-HS | Newnan, Ga. (Newnan HS) |
| 44 | Ali Newland | OF/C | 5-4 | L-R | So.-1L | Bremen, Ga. (Bremen HS) |
| 47 | Cait Calland | C | 5-3 | L-R | R-So.-2L | Katy, Texas (Katy HS) |
| 55 | Raeleen Gutierrez | UTL | 5-10 | L-L | R-So.-2L | Upland, Calif. (St. Lucy's Priory HS) |
| 84 | Karrington Houshmandzadeh | OF | 5-9 | L-R | R-Jr.-3L | Cerritos, Calif. (Los Alamitos HS) |
| 88 | Ciara Briggs | OF | 5-5 | L-R | R-So.-2L | Yorba Linda, Calif. (Orange Lutheran HS) |
| 99 | Presleigh Pilon | INF | 5-8 | L-R | R-Fr.-RS | Murrieta, Calif. (Murrieta Mesa HS) |

TIGERS BY STATE




PRONUNCIATION GUIDE

Players

Ali **Kilponen** – Kil-poe-nin
 McKenzie **Redoutey** – Roo-deh-dee
 Madilyn **Giglio** – Jih-leo
 Shelby **Wickersham** – Wik-err-sham
Danieca Coffey – Dan-eh-kuh
 Kennedi **Houshmandzadeh** – who-sh-man-zah-duh
 Shelbi **Sunseri** – Sun-ser-ree
 Raelin **Chaffin** – Chay-fin
 Kaylen **Madrey** – Maa-dree
 Cait **Calland** – Cah-land
 Raeleen **Gutierrez** – Goo-tee-eh-rez
 Karrington **Houshmandzadeh** – who-sh-man-zah-duh
 Presleigh **Pilon** – Pie-lawn

Coaching Staff

Beth **Torina** – tohr-REE-na



Career Record: **549-293**
Record at LSU: **420-182**
Record at FIU: **129-111**

Head Coach – LSU

| Year | Record |
|------|--------|
| 2012 | 40-25 |
| 2013 | 42-16 |
| 2014 | 38-24 |
| 2015 | 52-14 |
| 2016 | 52-18 |
| 2017 | 48-22 |
| 2018 | 45-17 |

| Year | Record |
|------|--------|
| 2019 | 43-19 |
| 2020 | 21-3 |
| 2021 | 35-22 |
| 2022 | 4-2 |

Head Coach – FIU

| Year | Record |
|------|--------|
| 2011 | 31-27 |
| 2010 | 38-21 |
| 2009 | 31-29 |
| 2008 | 29-34 |

| YEARS | SCHOOL | NOTES |
|--------------|---|--|
| 2012-Present | LSU Head Coach | Nine NCAA Regionals, 2012, 2015, 2016, 2017 Women's College World Series |
| 2008-11 | Florida International University Head Coach | 2010 NCAA Regionals |
| 2003-07 | University of Houston Assistant Coach | Two NCAA Regionals, 2007 Conference USA Champions |
| 2000-02 | Stetson University Assistant Coach | 2001 Atlantic Sun Regular Season Champions |
| 1997-2000 | University of Florida pitcher | 1998 SEC Championship Team |

TORINA VS. OPPONENTS

| Opponent | LSU | FIU | Totals |
|---------------------------|------|------|--------|
| Alabama | 9-13 | 0-2 | 9-15 |
| Alcorn State | 1-0 | 0-0 | 1-0 |
| Arizona | 4-3 | 0-0 | 4-3 |
| Arizona State | 3-2 | 0-1 | 3-3 |
| Arkansas | 16-5 | 1-1 | 17-6 |
| Auburn | 11-9 | 0-1 | 11-10 |
| Ball State | 1-0 | 0-1 | 1-1 |
| Baylor | 3-1 | 0-2 | 3-3 |
| Belmont | 2-0 | 0-0 | 2-0 |
| Bethune-Cookman | 2-0 | 3-0 | 5-0 |
| Bradley | 0-0 | 0-1 | 0-1 |
| Boston College | 0-0 | 1-0 | 1-0 |
| Boston University | 1-0 | 1-1 | 2-1 |
| Bucknell | 2-0 | 0-0 | 2-0 |
| Buffalo | 1-0 | 0-0 | 1-0 |
| BYU | 3-0 | 0-0 | 3-0 |
| Campbell | 2-0 | 0-0 | 2-0 |
| California | 1-2 | 0-0 | 1-2 |
| Cal State Fullerton | 2-0 | 0-1 | 2-1 |
| Cal State Northridge | 2-0 | 0-0 | 2-0 |
| Central Arkansas | 9-1 | 0-0 | 9-1 |
| Central Connecticut State | 2-0 | 0-0 | 2-0 |
| Colorado State | 1-0 | 0-0 | 1-0 |
| Columbia | 0-0 | 1-0 | 1-0 |
| Connecticut | 1-0 | 2-0 | 3-0 |
| Creighton | 0-0 | 0-1 | 0-1 |
| DePaul | 0-1 | 0-1 | 0-2 |
| Drake | 0-0 | 0-1 | 0-1 |
| Duke | 0-1 | 0-0 | 0-1 |
| East Tennessee State | 0-0 | 0-1 | 0-1 |
| Eastern Illinois | 1-0 | 2-0 | 3-0 |
| Eastern Michigan | 0-0 | 1-0 | 1-0 |
| Fairfield | 1-0 | 0-0 | 1-0 |
| Florida | 7-17 | 1-4 | 8-21 |
| Florida A&M | 2-0 | 0-0 | 2-0 |
| Florida Atlantic | 5-0 | 7-5 | 12-5 |
| Florida Gulf Coast | 0-0 | 7-3 | 7-3 |
| Florida State | 5-6 | 0-2 | 5-8 |
| Fordham | 1-0 | 0-2 | 1-2 |
| Fresno State | 1-0 | 0-0 | 1-0 |
| George Washington | 2-0 | 3-0 | 5-0 |
| Georgetown | 0-0 | 1-0 | 1-0 |
| Georgia | 12-7 | 0-1 | 12-8 |
| Georgia Southern | 4-0 | 0-0 | 4-0 |
| Georgia Tech | 1-0 | 2-0 | 3-0 |
| Hampton | 1-0 | 0-0 | 1-0 |
| Harvard | 0-1 | 1-2 | 1-3 |
| Hofstra | 3-1 | 0-0 | 3-1 |
| Houston | 1-0 | 0-0 | 1-0 |
| Illinois | 2-1 | 0-3 | 2-4 |
| Illinois-Chicago | 1-0 | 1-0 | 2-0 |
| Illinois State | 7-0 | 1-1 | 8-1 |
| Indiana | 0-1 | 2-0 | 2-1 |
| Iowa | 2-0 | 0-1 | 2-1 |
| Iowa State | 1-0 | 0-0 | 1-0 |
| Jacksonville | 0-0 | 1-0 | 1-0 |
| Jackson State | 1-0 | 0-0 | 1-0 |
| James Madison | 2-1 | 0-0 | 2-1 |
| Kansas | 2-0 | 0-0 | 2-0 |
| Kentucky | 9-13 | 0-1 | 9-14 |
| Kent St. | 1-0 | 0-0 | 1-0 |
| Lamar | 2-0 | 0-0 | 2-0 |
| Liberty | 2-0 | 0-0 | 2-0 |
| Longwood | 2-0 | 0-0 | 2-0 |
| Long Beach State | 2-0 | 1-0 | 3-0 |
| Long Island | 1-0 | 3-0 | 4-0 |
| Louisiana-Lafayette | 8-6 | 4-11 | 12-17 |
| Louisiana-Monroe | 7-0 | 10-4 | 17-4 |
| Louisiana Tech | 8-0 | 0-0 | 8-0 |
| Louisville | 1-1 | 0-1 | 1-2 |
| Loyola Marymount | 0-1 | 1-0 | 1-1 |
| Massachusetts | 1-0 | 0-2 | 1-2 |
| McNeese State | 14-1 | 0-0 | 14-1 |
| Memphis | 4-0 | 1-0 | 5-0 |
| Michigan | 3-3 | 0-0 | 3-3 |
| Michigan State | 0-0 | 2-1 | 2-1 |
| Middle Tennessee | 0-0 | 12-2 | 12-2 |
| Minnesota | 0-4 | 0-0 | 0-4 |
| Mississippi State | 14-5 | 0-0 | 14-5 |
| Mississippi Valley State | 2-0 | 0-0 | 2-0 |
| Missouri | 12-9 | 0-3 | 12-12 |
| Monmouth | 1-0 | 0-0 | 1-0 |
| Murray State | 1-0 | 0-0 | 1-0 |
| Nebraska | 2-0 | 0-0 | 2-0 |
| Nevada | 1-0 | 0-1 | 1-1 |
| New Mexico | 0-0 | 0-2 | 0-2 |
| New Mexico State | 1-0 | 0-0 | 1-0 |
| Nicholls | 9-0 | 0-0 | 9-0 |
| Northwestern | 2-0 | 0-0 | 2-0 |
| Northwestern State | 7-0 | 0-0 | 7-0 |
| North Carolina | 1-1 | 0-2 | 1-3 |
| North Carolina State | 4-0 | 1-0 | 5-0 |
| North Dakota | 2-0 | 0-0 | 2-0 |
| North Dakota State | 1-1 | 0-0 | 1-1 |
| North Florida | 1-0 | 4-0 | 5-0 |
| North Texas | 0-0 | 8-6 | 8-6 |
| Notre Dame | 2-0 | 0-0 | 2-0 |
| Ohio State | 3-0 | 1-2 | 4-2 |
| Oklahoma | 2-5 | 0-0 | 2-5 |
| Oklahoma State | 7-3 | 0-0 | 7-3 |
| Ole Miss | 14-7 | 0-0 | 14-7 |
| Omaha | 1-0 | 0-0 | 1-0 |
| Oregon | 0-5 | 0-0 | 0-5 |
| Oregon State | 2-0 | 1-1 | 3-1 |
| Pacific | 2-1 | 0-0 | 2-1 |
| Pittsburgh | 0-0 | 0-3 | 0-3 |
| Penn State | 4-3 | 2-1 | 6-4 |
| Purdue | 2-0 | 0-0 | 2-0 |
| Providence | 0-0 | 3-0 | 3-0 |
| Quinnipiac | 0-0 | 2-1 | 2-1 |
| Radford | 0-0 | 1-0 | 1-0 |
| Robert Morris | 0-0 | 1-0 | 1-0 |
| Rutgers | 0-0 | 0-1 | 0-1 |
| Samford | 3-0 | 0-0 | 3-0 |
| Sam Houston State | 2-0 | 0-0 | 2-0 |
| San Diego State | 1-0 | 0-0 | 1-0 |
| San Jose State | 1-0 | 0-1 | 1-1 |
| Stephen F. Austin | 4-0 | 0-0 | 4-0 |
| St. John's | 0-0 | 0-1 | 0-1 |
| St. Joseph's | 0-0 | 0-1 | 0-1 |
| South Alabama | 10-2 | 6-7 | 16-9 |
| South Carolina | 14-5 | 0-0 | 14-5 |
| South Florida | 1-0 | 0-0 | 1-0 |
| Southeast Missouri | 1-0 | 0-0 | 1-0 |
| Southeastern Louisiana | 6-0 | 0-0 | 6-0 |
| Southern Illinois | 0-0 | 1-0 | 1-0 |
| Southern Utah | 1-0 | 0-0 | 1-0 |
| SIUE | 1-0 | 0-0 | 1-0 |
| Southern Miss | 5-0 | 0-0 | 5-0 |
| Stanford | 1-1 | 0-0 | 1-1 |
| Stetson | 0-0 | 4-1 | 4-1 |
| Syracuse | 1-0 | 1-0 | 2-0 |
| Temple | 0-0 | 1-0 | 1-0 |
| Tennessee | 9-13 | 0-0 | 9-13 |
| Tennessee State | 1-0 | 0-0 | 1-0 |
| Tennessee Tech | 2-0 | 2-0 | 2-0 |
| Texas | 3-2 | 0-0 | 3-2 |
| Texas-Arlington | 1-0 | 1-1 | 2-1 |
| Texas A&M-CC | 0-0 | 1-0 | 1-0 |
| Texas A&M | 14-7 | 0-0 | 14-7 |
| Texas State | 1-0 | 0-0 | 1-0 |
| Texas Southern | 1-0 | 0-0 | 1-0 |
| Texas Tech | 5-1 | 0-0 | 5-1 |
| Troy | 4-0 | 6-7 | 10-7 |
| Tulsa | 3-1 | 0-0 | 3-1 |
| UCF | 1-0 | 2-2 | 3-2 |
| UCLA | 2-3 | 0-1 | 2-4 |
| UC Santa Barbara | 1-0 | 0-0 | 1-0 |
| UNLV | 1-0 | 0-0 | 1-0 |
| USC Upstate | 1-0 | 0-0 | 1-0 |
| Utah | 0-1 | 0-0 | 0-1 |
| Utah State | 1-0 | 0-0 | 1-0 |
| Virginia | 2-0 | 0-0 | 2-0 |
| Virginia Tech | 0-0 | 0-1 | 0-1 |
| Washington | 3-2 | 0-0 | 3-2 |
| Western Kentucky | 1-0 | 7-5 | 8-5 |
| Western Michigan | 0-0 | 1-0 | 1-0 |
| Wichita State | 1-0 | 0-0 | 1-0 |
| Wisconsin | 0-0 | 0-1 | 0-1 |

LSU's Record When....

| WIN-LOSS SUMMARY | 2022 | OVERALL |
|----------------------------------|------|-------------|
| Overall | 4-2 | 1,208-432-1 |
| Non-Conference | 4-2 | 715-186 |
| SEC | 0-0 | 437-207-1 |
| SEC Tournament | 0-0 | 45-24 |
| NCAA Tournament | 0-0 | 81-50 |
| Home | 4-2 | 707-138-1 |
| Away | 0-0 | 286-172 |
| Neutral | 0-0 | 191-93 |
| vs. Top 10 | 0-0 | 102-165 |
| vs. Top 25 | 0-0 | 265-278-1 |
| Louisiana Teams | 0-0 | 194-17 |
| Day Games | 3-1 | 811-295-1 |
| Night Games | 1-1 | 335-108 |
| February | 4-2 | 326-79 |
| March | 0-0 | 352-105 |
| April | 0-0 | 312-104-1 |
| May | 0-0 | 167-110 |
| Sunday | 1-1 | 233-100-1 |
| Monday | 0-0 | 11-4 |
| Tuesday | 0-0 | 88-8 |
| Wednesday | 0-0 | 134-20 |
| Thursday | 0-0 | 64-16 |
| Friday | 2-0 | 242-102 |
| Saturday | 1-1 | 393-152 |
| RHP Starter | 4-2 | 1051-105-1 |
| LHP Starter | 0-0 | 112-48 |
| Shutouts | 1-0 | 487-134 |
| Run-rule Games | 0-0 | 291-30 |
| Extra-inning Games | 0-1 | 83-49 |
| One-run Games | 1-1 | 253-137 |
| Two-run Games | 1-0 | 140-75 |
| Five-run + Games | 1-0 | 714-167 |
| Scored 0-2 Runs | 1-2 | 176-295 |
| Scored 3-5 Runs | 2-0 | 404-101-1 |
| Scored 6-9 Runs | 1-0 | 394-9 |
| Scored 10 + Runs | 0-0 | 191-1 |
| Opp. Scored 0-2 Runs | 4-0 | 953-91 |
| Opp. Scored 3-5 Runs | 0-2 | 186-163-1 |
| Opp. Scored 6-9 Runs | 0-0 | 24-126 |
| Opp. Scored 10 + Runs | 0-0 | 3-24 |
| Scored in 1st Inning | 1-1 | 539-50-1 |
| Opp. Scored in 1st Inning | 0-1 | 170-145 |
| Scored First | 2-1 | 937-109-1 |
| Opp. Scored First | 1-1 | 228-296 |
| Leading after 6 Innings | 4-0 | 739-27 |
| Trailing after 6 Innings | 0-0 | 35-293-1 |
| Tied after 6 Innings | 0-2 | 96-49 |
| Out-hit Opp. | 3-0 | 937-92-1 |
| Out-hit by Opp. | 1-1 | 109-266 |
| Hits are Tied | 0-1 | 79-45 |

NEWS AND NOTES

The Series

LSU has an overall record of 34-21 against this weekend's opponents.

The Tigers are 10-4 all-time against Oklahoma State. The two teams have played each other in four consecutive seasons. In 2021, the Cowgirls went 2-0 against the Tigers. In 2020, Pleasnats hit a walk-off HR in regulation (Feb. 8, 2020)

LSU trails Washington in the all-time series 8-9. The last time the two teams met, the Tigers fell 3-1 in 2020.

The Tigers are 3-0 against Notre Dame with the last meeting coming in 2015 in the Tiger Invitational (two games).

The Fighting Tigers are 4-7 overall against Michigan, but LSU won the last meeting 2-0 in 2019. LSU is 9-1 all-time against Texas Tech, including a 6-5 victory in 2020 which is the last time the two clubs met. LSU and Texas Tech also played in the 2019 NCAA Regionals three times with LSU winning the series 2-1.

Opening Weekend Recap

The Tigers are coming off a 4-2 weekend at the Tiger Classic after picking up wins over South Alabama (twice), Central Arkansas and Illinois. LSU's two losses came against Central Arkansas and Illinois. The team batted .252, outscored their opponents 21-12 and out-hit their opponents 38-32. Defensively, LSU had a 1.14 ERA, had one shutout and turned three double plays.

Georgia Clark and Shelbi Sunseri highlighted the weekend with three home runs each, including two HRs each in a single game. Clark matched Ciara Briggs with a .421 batting average and eight hits. Clark also had six RBI.

Danieca Coffey also had a solid day at the plate, batting .353 with six hits, including one triple, and scored three runs.

Sunseri led the way with nine RBI, including a four-RBI game against South Alabama. Sunseri also went 2-0 in the circle with one complete game shut out. Overall on the weekend Sunseri tossed 14.0 innings, striking out 12 batters and giving up just one walk. She held the opposing batters to a .167 batting average.

Ali Kilponen went 2-1 on the weekend and also had a complete game victory. Kilponen struck out 12 batters in 16.2 innings pitched and walked two batters.

Tigers in the Polls

LSU is currently ranked No. 21 in the USA Today/ NFCA Division I Softball Poll and No. 22 in the ESPN.com/USA Softball Top 25 Poll.

The Tigers have been ranked since the end of the 2014 season, marking 110 consecutive weeks in the Top 25 Poll.

The Tigers are coming off the toughest strength of schedule among teams who played a full schedule in 2021 and will continue that trend in 2022.

The Tigers opened the season ranked No. 14 in the USA Today/ NFCA Division I Softball Preseason Poll, and No. 15 in the ESPN.com/USA Softball Preseason Top 25 Poll.

LSU has 10 opponents on its 2022 schedule who ranked in both Preseason Polls, including six in the top 10.

The One-Two Punch

Georgia Clark and Shelbi Sunseri account for all six of the Tigers home runs this season evenly. Both logged eight total bases against South Alabama (Feb. 12) with two home runs each, highlighted by back-to-back dingers in the bottom of the fourth inning.

All three of Clark's HR came against South Alabama, including the two-run HR in the season opener.

Sunseri paced the team after the opening weekend with nine RBI. Sunseri totled four RBI vs. South Alabama, marking her fifth career game with four ribbies and 36th career multiple RBI game.

Two Out Shots

Five of the six LSU home runs this season have come with two outs in the inning.

The Tigers are Deep

LSU has in impressive and deep defensive roster. Three different quality players received playing time at catcher, second base, and right field on opening weekend as the Tigers look to tighten up its lineup.

The Tigers are 4-0 this season when limiting their opponents to two runs or less.

Hit Streaks and Miscellaneous Numbers

Georgia Clark leads the team with a seven-game hitting streak dating back to last season. Ciara Briggs follows with a five-game hitting streak. Briggs, Clark and Sunseri has reached base in all six games to open the 2022 season.

Ciara Briggs had the longest hitting streak last season among 2021 returners at nine consecutive games. Briggs also had the longest reached base streak overall at 17 last season.

The Tigers have won 169 consecutive games when scoring six or more runs dating back to 2014. In 2021, the Tigers posted a 19-0 record when scoring 6 or more runs. They were 9-0 when scoring 6-9 runs and 10-0 when scoring 10 or more.

Pleasants Named to USA Softball Top 50 Watch List

LSU infielder Taylor Pleasants was named to the 2022 USA Softball Collegiate Player of the Year Top 50 "Watch List" announced by USA Softball.

Pleasants garnered several postseason awards in 2021 including being named a NFCA All-American, All-SEC First Team selection and SEC Newcomer of the Year after finishing the season with a .316 batting average, 56 hits, 49 RBI, 37 runs and 13 home runs. Earlier this month, Pleasants was selected to the 2022 USA Softball Women's National Team.

Represented on the Top 50 Watch List is 27 different universities across seven conferences. The SEC has the highest total of nine member-schools recognized.

The Top 25 Finalists for the 2022 USA Softball Collegiate Player of the Year award will be announced April 20. While an athlete does not have to be on the "Watch List" to be considered for the Top 25, the eventual USA Softball Collegiate Player of the Year will come from the Top 25 Finalists. The Top 10 Finalists will be revealed May 4 with the Top 3 released May 18. The 2022 USA Softball Collegiate Player of the Year will be announced prior to the NCAA Women's College World Series.

Two Tigers Named to Preseason All-SEC Softball Team

The Southeastern Conference announced the 2021 Preseason All-SEC Softball Team that featured two LSU softball players on the list. Ali Kilponen and Taylor Pleasants represented the Tigers.

The Tigers are one of eight SEC schools with multiple student-athletes listed. After Florida and Missouri with three players each, LSU along with Alabama, Arkansas, Kentucky, Tennessee, and Texas A&M each have two student-athletes mentioned. Auburn, Georgia, and Mississippi State each have one student-athlete selected.

TIGERS IN THE POLLS

USA Today/NFCA Coaches Poll (2/15/22)

| RK | TEAM (1ST VOTES) | PTS | '22 Record | Previous |
|----|------------------|-----|------------|----------|
| 1 | Oklahoma (32) | 800 | 5-0 | 1 |
| 2 | Alabama | 765 | 4-0 | 2 |
| 3 | UCLA | 728 | 4-1 | 3 |
| 4 | Florida | 669 | 4-0 | 6 |
| 5 | Florida State | 665 | 4-0 | 4 |
| 6 | Washington | 639 | 5-0 | 7 |
| 7 | Oklahoma State | 604 | 4-1 | 5 |
| 8 | Virginia Tech | 540 | 5-0 | 13 |
| 9 | Arizona | 522 | 3-1 | 9 |
| 10 | Arkansas | 485 | 3-2 | 8 |
| 11 | Texas | 455 | 4-1 | 10 |
| 12 | Oregon | 379 | 5-0 | 18 |
| 13 | Georgia | 374 | 5-1 | 12 |
| 14 | Duke | 356 | 4-1 | 20 |
| 15 | Clemson | 345 | 3-1 | 15 |
| 16 | Kentucky | 294 | 4-1 | 19 |
| 17 | Missouri | 264 | 3-2 | 11 |
| 18 | Tennessee | 249 | 4-0 | 22 |
| 19 | Michigan | 226 | 3-2 | 16 |
| 20 | Louisiana | 208 | 5-0 | 23 |
| 21 | LSU | 207 | 4-2 | 14 |
| 22 | James Madison | 176 | 0-0 | 17 |
| 23 | Arizona State | 161 | 3-2 | 21 |
| 24 | UCF | 93 | 3-1 | RV |
| 25 | Wichita State | 45 | 4-1 | 25 |

Receiving Votes: Northwestern (42), Auburn (30), Minnesota (22), Notre Dame (15), Illinois (12), USF (8), Liberty (6), Iowa State (5), Stanford (5), Tarleton State (3), Austin Peay (2), Alabama State (1).

ESPN.com/USA Softball Poll (2/15/22)

| RK | TEAM (1ST VOTES) | '22 Record | PTS | Previous |
|-----|------------------|------------|-----|----------|
| 1. | Oklahoma (25) | 5-0 | 625 | 1 |
| 2. | Alabama | 4-0 | 600 | 2 |
| 3. | UCLA | 4-1 | 557 | 3 |
| 4. | Florida | 4-0 | 551 | 5 |
| 5. | Washington | 5-0 | 512 | 7 |
| 6. | Florida State | 4-0 | 511 | 6 |
| 7. | Oklahoma State | 4-1 | 480 | 4 |
| 8. | Virginia Tech | 5-0 | 455 | 10 |
| 9. | Texas | 4-1 | 399 | 8 |
| 10. | Arkansas | 3-2 | 360 | 9 |
| 11. | Arizona | 3-1 | 331 | 11 |
| 12. | Clemson | 3-1 | 328 | 14 |
| 13. | Oregon | 5-0 | 327 | 17 |
| 14. | Duke | 4-1 | 303 | 18 |
| 15. | Tennessee | 4-0 | 289 | 16 |
| 16. | Michigan | 3-2 | 218 | 13 |
| 17. | Missouri | 3-2 | 216 | 12 |
| 18. | Georgia | 5-1 | 201 | 19 |
| 19. | Kentucky | 4-1 | 181 | 20 |
| 20. | Louisiana | 5-0 | 144 | 23 |
| 21. | Arizona State | 3-2 | 128 | 21 |
| 22. | LSU | 4-2 | 124 | 15 |
| 23. | Northwestern | 4-1 | 71 | 24 |
| 24. | UCF | 3-1 | 64 | RV |
| 25. | Auburn | 5-0 | 35 | RV |

Others receiving votes: James Madison (34), Notre Dame (24), Wichita State (19), Minnesota (13), South Florida (9), Texas A&M (8), Stanford (5), Illinois (1), Iowa State (1), Oregon State (1).

***The Tigers have been ranked every week since the end of the 2014 season.**

NEWS AND NOTES

The Preseason All-SEC Softball Team is voted on by the league's head coaches and consists of a minimum of 21 players. No ties were broken.

LSU Picked Sixth in Preseason SEC Poll

The 2022 SEC Softball Preseason Coaches' Poll was released January 31 and the league's coaches have predicted the LSU softball team to finish sixth in the conference. Alabama, Florida, Arkansas, Tennessee and Missouri make up the top five of the SEC Poll. Points for the poll were awarded on a 1-2-3-4-5-6-7-8-9-10-11-12 basis. Coaches were not allowed to vote for their own team.

2022 SEC Softball Preseason Coaches' Poll

(First-Place Votes in Parentheses)

Place, School, Points

- Alabama (7), 138
- Florida (3), 131
- Arkansas (2), 124
- Tennessee (1), 103
- Missouri, 97
- LSU, 93
- Georgia, 78
- Kentucky, 78
- Ole Miss, 47
- Texas A&M, 41
- Auburn, 36
- Mississippi State, 35
- South Carolina, 13

A Look at the 2022 Schedule

LSU ended the Tiger Classic with a 4-2 record with a pair of victories over South Alabama and one win each against Central Arkansas and Illinois. LSU will compete in the St. Pete/Clearwater Elite Invitational Feb. 18-20 where they will face Oklahoma State, Washington, Notre Dame, Michigan and Teas Tech.

The second home tournament of the season will be the Purple and Gold Challenge (Feb. 25-27), hosting Stephen F. Austin, Drake and Purdue. The final tournament before SEC play will be the LSU Invitational/ULL Crossover (March 3-6). The first game of that tournament for LSU will be at ULL on March 3 and the remainder of the tournament will be at Tiger Park with duels against Troy, ULL, Louisiana Tech and Central Connecticut State.

The Tigers will open SEC Play at home against Alabama March 11-13 and will host a midweek game on March 15 against Southeastern Louisiana.

The Tigers will jump out of the SEC for a three-game series at Texas March 18-19, and will take on Nicholls State at Tiger Park in a midweek game on March 22.

Arkansas will be the first conference road series for LSU in 2022 on March 26-28 before returning home for the first installment of midweek competition against McNeese State March 30.

LSU will challenge Kentucky in a three-game series in Baton Rouge April 1-3. April 2 contest will be the annual Strikeout Ovarian Cancer teal game and SEC's All in for Alex campaign.

The Fighting Tigers will make another trip to Texas for a series against Texas A&M April 8-10, and will then host South Carolina for a trio of games April 14-16.

The final midweek of the season at McNeese State on April 19 begins a stretch of four consecutive road games as the Tigers will travel to Athens, Ga. for a series at Georgia April 22-24.

The final home series of the season will be against Florida April 29-May 1, and the regular season concludes at Mississippi State May 6-8.

The 2022 SEC Softball Tournament is set for May 10-14 at Katie Seashole Stadium in Gainesville, Fla.

NCAA Regional dates are set for May 20-22 with Super Regionals following May 26-29. The Women's College World Series, held in Oklahoma City, will be held June 2-10.

Four Trips in Nine Years Under Torina

The LSU softball program has advanced to the Women's College World Series four times under Torina and three out of the last six seasons. LSU and UCLA were the only programs that advanced to Oklahoma for three-straight years (2015-2017).

Softball Inks Six for 2023 Season

Head coach Beth Torina announced in the fall the signing of six during 2021 Signing Day. All will be freshman and eligible for the 2022-23 academic year.

Extra Inning Softball ranked the Tigers' class as No. 6 in the country for the second consecutive year as all signees are ranked in the Top 100 Prospect rankings.

The Tigers signed Maci Bergeron (Rayne, La.), Sydney Berzon (Buffalo, N.Y.), Alea Johnson (Fairhope, Ala.), Abigail Savoy (Branch, La.), Emma Strood (League City, Texas) and Maia Townsend (Morris, Ala.).

"This class is truly special, and we have been awaiting their arrival for a long time," said coach Torina. "They are the best of the best at their respective positions and will help us continue to compete at the absolute highest level. I fully expect that we will see an immediate impact on our program from this group. We are proud of all they have accomplished up to this point in their careers and we cannot wait to see what lies ahead for them as a part of our program."

Cummins, Stewart Earn Degrees in Fall 2021

Morgan Cummins and Savannah Stewart earned their degree this fall. Cummins graduated with a bachelor's degree in Interdisciplinary Studies, while Stewart received her bachelor's degree in Sports Administration.



Mike Moore Performance Center

THE FIRST OF ITS KIND & A SOFTBALL PLAYER'S DREAM

"The Mike"

- The Mike Moore Performance Center, one of the top indoors facilities among college softball and the biggest indoor facility in the SEC, was added to the facility in 2020.

- The facility was named after the late Mike Moore, a longtime supporter of LSU softball. During his life, Mr. Moore was an avid and very active fan of LSU Athletics. Mr. Moore and his family were season ticket holders for multiple sports and often traveled across the country to watch the Tigers play.

- Mr. Moore tragically passed away while traveling with his wife supporting the LSU Softball team in Palm Springs, California in February of 2015. Before his passing, Mr. Moore and his family made a financial commitment to the LSU softball program for the performance center.


- This state-of-the-art facility features a full-sized infield, multiple hitting lanes and a team weight room, believed to be the first-ever exclusive weight room for a softball team in the nation.

- With a space of 14,500 square feet, 1,279 square feet is dedicated to the weight room to go along with 770 square feet on the second floor specifically for cardio equipment.

- Each hitting lane will have wired electricity which provides the staff and student-athletes the capability to set up multiple hitting machines throughout the facility. The facility is wired with a custom multi-camera system that provides a chance to immediately review film during practice.

- The building is also equipped with 517 square feet of storage space and a 240 square foot locker room area. Lighting is energy efficient with impact-resistant LED fixtures.

- A custom turf, that mirrors real grass in terms of playability and performance, was installed with LSU branding throughout the entire indoor. Graphics are placed throughout the interior of the facility that honors the history of LSU softball.



FIRST-CLASS FACILITY

(Top left) Entrance into weight room & stairs to cardio equipment. (Top right) Cardio Room. (Bottom left) Five hitting lanes. (Bottom right) Weight & Cardio Room.

LAST TIME A TIGER....

| | |
|---|---|
| Scored three runs in a game: | Aliyah Andrews, vs. UL-Lafayette, 05/23/21 |
| Scored four runs in a game: | Aliyah Andrews & Morgan Smith, North Dakota 02/17/21 |
| Had four hits in a game: | Aliyah Andrews, Missouri, 04/11/21 |
| Had five hits in a game: | Sahvanna Jaquish, at South Carolina, 04/19/14 |
| Had five RBIs in a game: | Georgia Clark, vs. UL-Lafayette, 05/23/21 |
| Had six RBIs in a game: | Taylor Pleasants, vs. Liberty, 02/21/21 |
| Had seven RBIs in a game: | Amanda Doyle, North Dakota, 02/17/21 |
| Had nine RBIs in a game: | Bianka Bell, at Louisiana Tech, 03/15/16 |
| Had two doubles in a game: | Taylor Pleasants, Auburn, 05/08/21 |
| Had three doubles in a game: | Raeleen Gutierrez, Ole Miss, 04/03/21 |
| Had two triples in a game: | Constance Quinn, vs. Bethune-Cookman, 02/23/17 |
| Had two home runs in a game: | Georgia Clark, Shelbi Sunseri, South Alabama, 02/12/22 |
| Had three home runs in a game: | Bianka Bell, Kellsie Kloss, at Louisiana Tech, 03/15/16 |
| Hit a grand slam: | Taylor Pleasants, Auburn, 03/09/21 |
| Lead off game with home run: | Kirsten Shortridge, at Hawai`i, 02/07/09 |
| Lead off inning with home run: | Amanda Doyle, at Kentucky, 04/25/21 |
| Hit an inside-the-park home run: | Raeleen Gutierrez, at Southeastern La., 03/16/21 |
| Hit a walk-off home run to win regulation game: | Taylor Pleasants, No. 13 Oklahoma State, 02/08/20 |
| Hit a walk-off home run to win an extra inning game: | Amanda Doyle, No. 13 Baylor, 03/24/18 |
| Had eight total bases in a game: | Georgia Clark, Shelbi Sunseri, South Alabama, 02/12/22 |
| Had nine total bases in a game: | Amanda Doyle, North Dakota, 02/17/21 |
| Had 10 total bases in a game: | Taylor Pleasants, Liberty, 02/21/21 |
| Had 13 total bases in a game: | Bianka Bell, at Louisiana Tech, 03/15/16 |
| Had 14 total bases in a game: | Kellsie Kloss, at Louisiana Tech, 03/15/16 |
| Drew three walks in a game: | Shelbi Sunseri, at Kentucky, 04/23/21 |
| Drew four walks in a game: | Sahvanna Jaquish, Missouri, 04/29/17 |
| Drew five walks in a game: | Taylor Pleasants, Sam Houston St., 02/22/20 |
| Drew two intentional walks in a game: | Amanda Doyle, Auburn, 03/11/18 |
| Drew three intentional walks in a game: | Shelbi Sunseri, USC Upstate, 03/01/19 |
| Hit by pitch twice in a game: | Sydney Peterson, South Alabama, 02/12/22 |
| Hit by pitch three times in a game: | Taylor Pleasants, vs. UL-Lafayette, 05/22/21 |
| Struck out three times in a game: | Shelbi Sunseri, at Baylor, 04/27/19 |
| Struck out four times in a game: | Taryn Antoine, Ole Miss, 04/06/18 |
| Struck out five times in a game: | Ashley Lewis, Southern Miss, 05/20/00 |
| Had two sacrifice hits in a game: | Emily Griggs, Auburn, 03/10/18 |
| Had three sacrifice hits in a game: | Tara Asbill, at Alabama [Gm 1], 05/05/00 |
| Had two sacrifice flies in a game: | Morgan Cummins, Sam Houston St., 02/22/20 |
| Had two stolen bases in a game: | Aliyah Andrews, Louisiana Tech, 04/06/21 |
| Had three stolen bases in a game: | Ciara Briggs, Illinois State, 03/08/20 |
| Had four stolen bases in a game: | Aliyah Andrews, Oregon State, 02/17/18 |
| Seven-inning complete-game shutout: | Shelbi Sunseri, South Alabama, 02/12/22 |
| Extra-inning complete-game shutout: | Shelbi Sunseri, Ole Miss [8 IP], 04/01/21 |
| Tossed a perfect game: | Maribeth Gorsuch, Belmont [7 IP], 02/22/20 |
| Tossed a no-hitter: | Maribeth Gorsuch, Belmont [7 IP], 02/22/20 |
| Tossed a combined no-hitter: | Kilponen, Edwards, Abrams, Florida A&M, 02/09/20 |
| Seven-inning no-hitter: | Maribeth Gorsuch, Belmont, 02/22/20 |
| Seven-inning complete-game one-hitter: | Allie Walljasper, vs. Florida State, 5/27/17 |
| Recorded 13 strikeouts in a game: | Carley Hoover, at Tennessee, 04/14/18 |
| Recorded 14 strikeouts in a game: | Ali Kilponen, Central Arkansas, 02/23/21 |
| Recorded 15 strikeouts in a game: | Ali Kilponen, Campbell, 03/07/20 |
| Recorded 16 strikeouts in a game: | Maribeth Gorsuch, Belmont, 02/22/20 |
| Recorded 17 strikeouts in a game: | Brittany Mack, at No. 10 Missouri [Gm 1], 05/27/11 |
| Recorded 18 strikeouts in a game: | Rachele Fico, vs. Syracuse, 05/20/11 |
| Recorded 19 strikeouts in a game: | Britni Sneed, vs. Oklahoma, 05/26/01 |
| Recorded 22 strikeouts in a game: | Rachele Fico, at Mississippi State, 03/08/13 |
| Pitched 10+ innings: | Shelbi Sunseri, vs. Texas Tech, 05/18/19 |
| Pitched 11+ innings: | Ashley Czechner, vs. Harvard, 02/28/14 |
| Pitched 13+ innings: | Rachele Fico, at Mississippi State [14 IP], 03/08/13 |
| Pitched 19+ innings: | Allie Walljasper, Ole Miss, 04/06/18 |
| Had 18 putouts: | Morgan Russell, vs. Syracuse, 05/20/11 |
| Had 19 putouts: | Jennifer Schuelke, vs. Oklahoma, 05/26/01 |
| Had 23 putouts: | Lauren Houston, at Mississippi State, 03/08/13 |
| Had 26 putouts: | Amanda Doyle, Ole Miss, 04/11/18 |
| Had six assists: | Taylor Pleasants, at Florida 03/27/21 |
| Had seven assists: | Taylor Pleasants, vs. Kansas, 02/13/21 |
| Had eight assists: | Taylor Tidwell, vs. UL-Lafayette, 05/23/21 |
| Had 10 assists: | Becca Schulte, Ole Miss, 04/06/18 |
| Had two errors: | Taylor Tidwell, vs. McNeese State, 05/21/21 |
| Had three errors: | Amber Serrett, Missouri, 04/29/17 |
| Had four errors: | Andrea Smith, vs. Arizona, 05/26/06 |

Inning-by-Inning

| SCORE BY INNINGS | 1 | 2 | 3 | 4 | 5 | 6 | 7 | 8 | 9 | 10 + | TOTALS |
|------------------|---|---|---|---|---|---|---|---|---|------|--------|
| LSU | 5 | 1 | 5 | 6 | 0 | 4 | 0 | 0 | 0 | 0 | 21 |
| Opponents | 1 | 0 | 2 | 2 | 2 | 1 | 1 | 3 | 0 | 0 | 12 |

HONORS & AWARDS

Taylor Pleasants

- USA Softball Collegiate Player of the Year Top 50 Watch List
- Preseason All-SEC
- D1 Softball Preseason All-American (2nd Team)

Ali Kilponen

- Preseason All-SEC

2022 Overall Stats

Record: 4-2 Home: 4-2 Away: 0-0 SEC: 0-0

| Player | avg | gp-gs | ab | r | h | 2b | 3b | hr | rbi | tb | slg% | bb | hp | so | gdp | ob% | sf | sh | sb-att | po | a | e | fld% |
|-----------------------|------|-------|-----|----|----|----|----|----|-----|----|------|----|----|----|-----|------|----|----|--------|-----|----|---|-------|
| 88 Ciara Briggs | .421 | 6-6 | 19 | 5 | 8 | 0 | 0 | 0 | 2 | 8 | .421 | 2 | 0 | 3 | 0 | .476 | 0 | 1 | 2-2 | 4 | 0 | 0 | 1.000 |
| 25 Georgia Clark | .421 | 6-6 | 19 | 3 | 8 | 1 | 0 | 3 | 6 | 18 | .947 | 2 | 0 | 3 | 0 | .476 | 0 | 0 | 0-0 | 48 | 4 | 1 | .981 |
| 13 Danieca Coffey | .353 | 6-6 | 17 | 3 | 6 | 0 | 1 | 0 | 0 | 8 | .471 | 2 | 0 | 1 | 0 | .421 | 0 | 0 | 2-2 | 3 | 12 | 3 | .833 |
| 27 Shelbi Sunseri | .313 | 6-6 | 16 | 5 | 5 | 1 | 0 | 3 | 9 | 15 | .938 | 4 | 0 | 3 | 0 | .450 | 0 | 1 | 0-0 | 0 | 1 | 0 | 1.000 |
| 8 Savannah Stewart | .286 | 3-3 | 7 | 0 | 2 | 1 | 0 | 0 | 0 | 3 | .429 | 1 | 0 | 2 | 0 | .375 | 0 | 0 | 0-0 | 4 | 0 | 0 | 1.000 |
| 44 Ali Newland | .250 | 6-6 | 20 | 0 | 5 | 2 | 0 | 0 | 1 | 7 | .350 | 0 | 0 | 1 | 0 | .250 | 0 | 0 | 1-2 | 14 | 3 | 0 | 1.000 |
| 26 Morgan Cummins | .250 | 2-2 | 4 | 0 | 1 | 0 | 0 | 0 | 0 | 1 | .250 | 1 | 0 | 1 | 0 | .400 | 0 | 0 | 0-0 | 12 | 2 | 0 | 1.000 |
| 4 McKenzie Redoutey | .167 | 3-3 | 6 | 0 | 1 | 0 | 0 | 0 | 0 | 1 | .167 | 3 | 0 | 2 | 0 | .444 | 0 | 0 | 1-1 | 1 | 0 | 1 | .500 |
| 17 Taylor Pleasants | .111 | 6-6 | 18 | 1 | 2 | 1 | 0 | 0 | 2 | 3 | .167 | 1 | 1 | 3 | 0 | .200 | 0 | 1 | 1-1 | 10 | 17 | 1 | .964 |
| 99 Presleigh Pilon | .000 | 4-2 | 5 | 1 | 0 | 0 | 0 | 0 | 0 | 0 | .000 | 0 | 0 | 0 | 0 | .000 | 0 | 0 | 0-0 | 3 | 2 | 0 | 1.000 |
| 55 Raeleen Gutierrez | .000 | 2-2 | 5 | 0 | 0 | 0 | 0 | 0 | 0 | 0 | .000 | 0 | 1 | 3 | 0 | .167 | 0 | 0 | 0-0 | 1 | 0 | 0 | 1.000 |
| 47 Cait Calland | .000 | 3-2 | 3 | 0 | 0 | 0 | 0 | 0 | 0 | 0 | .000 | 0 | 0 | 1 | 0 | .000 | 0 | 0 | 0-0 | 13 | 4 | 0 | 1.000 |
| 37 Morgan Smith | .000 | 4-1 | 3 | 0 | 0 | 0 | 0 | 0 | 0 | 0 | .000 | 0 | 0 | 1 | 0 | .000 | 0 | 0 | 0-0 | 2 | 0 | 0 | 1.000 |
| 20 Jordyn Perkins | .000 | 2-1 | 3 | 0 | 0 | 0 | 0 | 0 | 0 | 0 | .000 | 0 | 0 | 1 | 0 | .000 | 0 | 0 | 0-0 | 0 | 0 | 0 | .000 |
| 18 Ke. Houshmandzadeh | .000 | 1-1 | 2 | 0 | 0 | 0 | 0 | 0 | 0 | 0 | .000 | 0 | 0 | 1 | 0 | .000 | 0 | 0 | 0-0 | 3 | 0 | 0 | 1.000 |
| 23 Baylea Brandon | .000 | 2-0 | 2 | 0 | 0 | 0 | 0 | 0 | 0 | 0 | .000 | 0 | 0 | 1 | 0 | .000 | 0 | 0 | 0-0 | 0 | 0 | 0 | .000 |
| 24 Hayden Brown | .000 | 1-0 | 1 | 0 | 0 | 0 | 0 | 0 | 0 | 0 | .000 | 0 | 0 | 0 | 0 | .000 | 0 | 0 | 0-0 | 0 | 0 | 0 | .000 |
| 1 Sydney Peterson | .000 | 6-3 | 1 | 1 | 0 | 0 | 0 | 0 | 0 | 0 | .000 | 0 | 2 | 0 | 0 | .667 | 0 | 0 | 1-1 | 11 | 7 | 0 | 1.000 |
| 84 Ka. Houshmandzadeh | .000 | 2-0 | 0 | 0 | 0 | 0 | 0 | 0 | 0 | 0 | .000 | 0 | 0 | 0 | 0 | .000 | 0 | 0 | 0-0 | 0 | 0 | 0 | .000 |
| 9 Madilyn Giglio | .000 | 4-0 | 0 | 0 | 0 | 0 | 0 | 0 | 0 | 0 | .000 | 0 | 0 | 0 | 0 | .000 | 0 | 0 | 0-0 | 0 | 0 | 0 | .000 |
| 42 KK Madrey | .000 | 5-0 | 0 | 2 | 0 | 0 | 0 | 0 | 0 | 0 | .000 | 0 | 0 | 0 | 0 | .000 | 0 | 0 | 2-2 | 0 | 0 | 0 | .000 |
| Totals | .252 | 6 | 151 | 21 | 38 | 6 | 1 | 6 | 20 | 64 | .424 | 16 | 4 | 27 | 0 | .339 | 0 | 3 | 10-11 | 129 | 56 | 6 | .969 |
| Opponents | .205 | 6 | 156 | 12 | 32 | 5 | 0 | 1 | 10 | 40 | .256 | 8 | 0 | 39 | 2 | .244 | 0 | 3 | 4-7 | 117 | 39 | 5 | .969 |

LOB - Team (36), Opp (26). DPs turned - Team (3), Opp (1). Picked off - Redoutey 1.

(All games Sorted by Earned run avg)

| Player | era | w-l | app | gs | cg | sho | sv | ip | h | r | er | bb | so | 2b | 3b | hr | b/avg | wp | hp | bk | sfa | sha |
|----------------------|------|-----|-----|----|----|-----|----|------|----|----|----|----|----|----|----|----|-------|----|----|----|-----|-----|
| 11 Shelby Wickersham | 0.00 | 0-1 | 2 | 1 | 0 | 0/0 | 0 | 8.1 | 5 | 2 | 0 | 3 | 10 | 1 | 0 | 0 | .167 | 1 | 0 | 0 | 0 | 0 |
| 27 Shelbi Sunseri | 1.00 | 2-0 | 4 | 2 | 1 | 1/0 | 0 | 14.0 | 8 | 2 | 2 | 1 | 12 | 3 | 0 | 0 | .167 | 0 | 0 | 0 | 0 | 1 |
| 2 Ali Kilponen | 1.68 | 2-1 | 3 | 2 | 2 | 0/0 | 0 | 16.2 | 14 | 6 | 4 | 2 | 12 | 1 | 0 | 0 | .233 | 1 | 0 | 0 | 0 | 2 |
| 34 Raelin Chaffin | 1.75 | 0-0 | 1 | 1 | 0 | 0/0 | 0 | 4.0 | 5 | 2 | 1 | 2 | 5 | 0 | 0 | 1 | .278 | 0 | 0 | 0 | 0 | 0 |
| Totals | 1.14 | 4-2 | 6 | 6 | 3 | 1/0 | 0 | 43.0 | 32 | 12 | 7 | 8 | 39 | 5 | 0 | 1 | .205 | 2 | 0 | 0 | 0 | 3 |
| Opponents | 3.05 | 2-4 | 6 | 6 | 3 | 0/0 | 0 | 39.0 | 38 | 21 | 17 | 16 | 27 | 6 | 1 | 6 | .252 | 3 | 4 | 0 | 0 | 3 |

PB - Team (6), Cummins 2, Newland 2, Calland 2, Opp (2). Pickoffs - Team (0), Opp (1). SBA/ATT - Calland (1-3), Cummins (2-3), Sunseri (1-2), Kilponen (2-2), Wickersham (0-2), Chaffin (1-1), Newland (1-1).

Starting Lineups

| DATE | OPPONENT | 1 | 2 | 3 | 4 | 5 | 6 | 7 | 8 | 9 | # (RECORD) |
|---------|------------------|--------|-----------|-----------|---------|-----------|---------|-----------|----------|------------|------------|
| FEB. 11 | SOUTH ALABAMA | BRIGGS | PLEASANTS | SUNSERI | CLARK | NEWLAND | COFFEY | REDOUTEY | CUMMINS | STEWART | 1-0 |
| FEB. 11 | ILLINOIS | BRIGGS | PLEASANTS | SUNSERI | CLARK | NEWLAND | COFFEY | M. SMITH | PILON | CALLAND | 2-0 |
| FEB. 12 | SOUTH ALABAMA | BRIGGS | PLEASANTS | SUNSERI | CLARK | NEWLAND | COFFEY | GUTIERREZ | PETERSON | STEWART | 3-0 |
| FEB. 12 | CENTRAL ARKANSAS | BRIGGS | PLEASANTS | SUNSERI | CLARK | NEWLAND | COFFEY | CUMMINS | REDOUTEY | KE. HOUSH. | 3-1 |
| FEB. 13 | ILLINOIS | COFFEY | BRIGGS | PLEASANTS | SUNSERI | CLARK | NEWLAND | GUTIERREZ | PERKINS | STEWART | 3-2 |
| FEB. 13 | CENTRAL ARKANSAS | COFFEY | BRIGGS | SUNSERI | CLARK | PLEASANTS | NEWLAND | REDOUTEY | CALLAND | PILON | 4-2 |

Starters By Position

| DATE | OPPONENT | C | 1B | 2B | 3B | SS | LF | CF | RF | DP | SP |
|---------|------------------|---------|-------|------------|--------|-----------|---------|--------|-----------|---------|------------|
| FEB. 11 | SOUTH ALABAMA | CUMMINS | CLARK | PETERSON | COFFEY | PLEASANTS | NEWLAND | BRIGGS | REDOUTEY | STEWART | SUNSERI |
| FEB. 11 | ILLINOIS | CALLAND | CLARK | PILON | COFFEY | PLEASANTS | NEWLAND | BRIGGS | M. SMITH | SUNSERI | KILPONEN |
| FEB. 12 | SOUTH ALABAMA | NEWLAND | CLARK | PETERSON | COFFEY | PLEASANTS | STEWART | BRIGGS | GUTIERREZ | SUNSERI | KILPONEN |
| FEB. 12 | CENTRAL ARKANSAS | CUMMINS | CLARK | KE. HOUSH. | COFFEY | PLEASANTS | NEWLAND | BRIGGS | REDOUTEY | SUNSERI | CHAFFIN |
| FEB. 13 | ILLINOIS | NEWLAND | CLARK | PETERSON | COFFEY | PLEASANTS | STEWART | BRIGGS | GUTIERREZ | PERKINS | SUNSERI |
| FEB. 13 | CENTRAL ARKANSAS | CALLAND | CLARK | PILON | COFFEY | PLEASANTS | NEWLAND | BRIGGS | REDOUTEY | SUNSERI | WICKERSHAM |

Results

| DATE | OPPONENT | RESULT | INN | LSU R-H-E | OPP. R-H-E | RECORD [SEC] | PITCHER OF RECORD | ATT | TIME |
|---------------|------------------|--------|-----|-----------|------------|--------------|-------------------|------|------|
| Feb. 11, 2022 | South Alabama | W, 3-0 | 7 | 3-5-1 | 0-2-1 | 1-0 [0-0] | Sunseri [1-0] | 995 | 1:49 |
| Feb. 11, 2022 | Illinois | W, 4-2 | 7 | 4-4-0 | 2-6-2 | 2-0 [0-0] | Kilponen [1-0] | 995 | 1:48 |
| Feb. 12, 2022 | South Alabama | W, 8-1 | 7 | 8-8-0 | 1-4-1 | 3-0 [0-0] | Kilponen [2-0] | 1277 | 2:04 |
| Feb. 12, 2022 | Central Arkansas | L, 2-3 | 7 | 2-7-2 | 3-7-1 | 3-1 [0-0] | Wickersham [0-1] | 1277 | 2:21 |
| Feb. 13, 2022 | Illinois | L, 2-5 | 8 | 2-8-1 | 5-9-0 | 3-2 [0-0] | Kilponen [2-1] | 472 | 2:48 |
| Feb. 13, 2022 | Central Arkansas | W, 2-1 | 7 | 2-6-2 | 1-4-0 | 4-2 [0-0] | Sunseri [2-0] | 472 | 2:04 |

Rankings reflect NFCA and USA Softball Top 25 on day of competition; Home games are bolded and played at Tiger Park; !-Tiger Classic; @-Purple and Gold Challenge; #-Judi Garman Classic; \$-LSU Invitational; &-LSU Round Robin; [SEC]-SEC contest; ^-SEC Tournament

HR Tracker

HOME RUN TRACKER

| NO. | PLAYER | OPPONENT (DATE) | PITCHER | ON-BASE | INNING | OUTS | COUNT | SCORE | FINAL |
|-----|---------------------|-------------------------|---------|---------|--------|------|-------|-------|--------|
| 1 | Georgia Clark [1] | South Alabama (Feb. 11) | Hughen | 1 | 1 | 2 | 1-1 | 0-0 | W, 3-0 |
| 2 | Shelbi Sunseri [1] | Illinois (Feb. 11) | Wiles | 1 | 3 | 2 | 0-0 | 1-0 | W, 4-2 |
| 3 | Shelbi Sunseri [2] | South Alabama (Feb. 12) | Lackie | 0 | 3 | 1 | 3-2 | 0-1 | W, 8-1 |
| 4 | Shelbi Sunseri [3]* | South Alabama (Feb. 12) | Lackie | 2 | 4 | 2 | 2-1 | 3-1 | W, 8-1 |
| 5 | Georgia Clark [2]* | South Alabama (Feb. 12) | Lackie | 0 | 4 | 2 | 3-2 | 6-1 | W, 8-1 |
| 6 | Georgia Clark [3] | South Alabama (Feb. 12) | Hardy | 0 | 6 | 2 | 2-0 | 7-1 | W, 8-1 |

Bold represents game tying or go-ahead home run
*Back-to-Back Home Runs
& Leadoff Home Run

Multi Hit Games, Multi RBI Games, Streaks

Multiple-Hit Games

(Career # in parentheses)

| | 2 | 3 | 4 | 5+ | Total |
|-----------|--------|-------|---|----|--------|
| Briggs | 1 (12) | 1 (6) | - | - | 2 (18) |
| Clark | 2 (14) | 0 (2) | - | - | 2 (16) |
| Sunseri | 1 (30) | 0 (2) | - | - | 1 (32) |
| Coffey | 1 (6) | - | - | - | 1 (6) |
| Newland | 1 (1) | - | - | - | 1 (1) |
| Pleasants | 0 (12) | 0 (8) | - | - | 0 (20) |
| Stewart | 0 (8) | 0 (1) | - | - | 0 (9) |
| Cummins | 0 (7) | 0 (1) | - | - | 0 (8) |
| Gutierrez | 0 (5) | 0 (2) | - | - | 0 (7) |
| Tidwell | 0 (6) | - | - | - | 0 (6) |
| Calland | 0 (1) | - | - | - | 0 (1) |

Multiple-RBI Games

(Career # in parentheses)

| | 2 | 3 | 4 | 5+ | Total |
|------------|--------|--------|-------|-------|--------|
| Sunseri | 2 (20) | 0 (11) | 1 (5) | - | 3 (36) |
| Clark | 3 (13) | 0 (3) | 0 (1) | 0 (1) | 3 (18) |
| Pleasants | 1 (12) | 0 (4) | 0 (3) | 0 (1) | 1 (20) |
| Cummins | 0 (4) | 0 (3) | 0 (1) | 0 (1) | 0 (9) |
| Tidwell | 0 (5) | 0 (2) | - | - | 0 (7) |
| Gutierrez | 0 (2) | 0 (2) | 0 (1) | - | 0 (5) |
| Stewart | 0 (4) | - | - | - | 0 (4) |
| Briggs | 0 (2) | 0 (1) | - | - | 0 (3) |
| Perkins | 0 (1) | 0 (2) | - | - | 0 (3) |
| Newland | 0 (1) | - | 0 (1) | - | 0 (2) |
| Calland | 0 (1) | - | - | - | 0 (1) |
| Coffey | 0 (1) | - | - | - | 0 (1) |
| Ka. Housh. | - | 0 (1) | - | - | 0 (1) |
| M. Smith | 0 (1) | - | - | - | 0 (1) |

Longest Hitting Streak

| | Current | 2022 | Career |
|------------|---------|------|----------------|
| Clark | 7 | 6 | 10 (2020) |
| Briggs | 5 | 5 | 9 (2021) |
| Coffey | 4 | 4 | 6 (2021) |
| Sunseri | - | 4 | 12 (2019) |
| Newland | 3 | 3 | 3 (2022) |
| Pleasants | 1 | 1 | 6 (2020) |
| Stewart | 1 | 1 | 11 (2019) |
| Cummins | - | 1 | 8 (2020) |
| Redoutey | - | 1 | 1 (2022) |
| Ke. Housh. | - | - | 1 (2021) |
| Perkins | - | - | 1 (2019, 2021) |
| Gutierrez | - | - | 5 (2021) |
| Tidwell | - | - | 2 (2020, 2021) |
| Brown | - | - | 1 (2021) |
| Calland | - | - | 1 (2021) |
| Edwards | - | - | 1 (2021) |
| Ka. Housh | - | - | 1 (2019, 2020) |
| M. Smith | - | - | 1 (2021) |

Longest Reached Based Streak

| | Current | 2022 | Career |
|------------|---------|------|----------------|
| Sunseri | 9 | 6 | 30 (2019) |
| Clark | 7 | 6 | 15 (2021) |
| Briggs | 6 | 6 | 17 (2021) |
| Coffey | 4 | 4 | 6 (2021) |
| Redoutey | 3 | 3 | 3 (2022) |
| Newland | 3 | 3 | 4 (2021) |
| Pleasants | 2 | 2 | 7 (2020, 2021) |
| Cummins | - | 1 | 9 (2020) |
| Peterson | 1 | 1 | 1 (2022) |
| Stewart | 1 | 1 | 13 (2019) |
| Gutierrez | - | 1 | 12 (2021) |
| Tidwell | - | - | 8 (2020) |
| Calland | - | - | 6 (2021) |
| Perkins | - | - | 2 (2020, 2021) |
| Ke. Housh. | - | - | 1 (2021) |
| M. Smith | - | - | 1 (2021) |
| Brown | - | - | 1 (2021) |
| Edwards | - | - | 1 (2020) |
| Ka. Housh | - | - | 1 (2019, 2021) |

Career Stats

| #1 SYDNEY PETERSON'S CAREER STATISTICS | | | | | | | | | | | | | | | | | | | | | | | | |
|--|------|-------|--------|----|---------|----|-------|-----|-----|-----|------|-----|-----|----|-----|------|--------|----|--------|-----|-----|-----|-------|--|
| YEAR | AVG | GP-GS | AB | R | H | 2B | 3B | HR | RBI | TB | SLG% | BB | HBP | SO | GDP | OB% | SF | SH | SB-ATT | PO | A | E | FLD% | |
| 2022 | .000 | 6-3 | 1 | 1 | 0 | 0 | 0 | 0 | 0 | 0 | .000 | 0 | 2 | 0 | 0 | .667 | 0 | 0 | 1-1 | 11 | 7 | 0 | 1.000 | |
| TOTAL | .000 | 6-3 | 1 | 1 | 0 | 0 | 0 | 0 | 0 | 0 | .000 | 0 | 2 | 0 | 0 | .667 | 0 | 0 | 1-1 | 11 | 7 | 0 | 1.000 | |
| #2 ALI KILPONEN'S CAREER STATISTICS | | | | | | | | | | | | | | | | | | | | | | | | |
| YEAR | AVG | GP-GS | AB | R | H | 2B | 3B | HR | RBI | TB | SLG% | BB | HBP | SO | GDP | OB% | SF | SH | SB-ATT | PO | A | E | FLD% | |
| 2019 | .000 | 0-0 | 0 | 0 | 0 | 0 | 0 | 0 | 0 | 0 | .000 | 0 | 0 | 0 | 0 | .000 | 0 | 0 | 0-0 | 0 | 5 | 0 | 1.000 | |
| 2020 | .000 | 0-0 | 0 | 0 | 0 | 0 | 0 | 0 | 0 | 0 | .000 | 0 | 0 | 0 | 0 | .000 | 0 | 0 | 0-0 | 0 | 3 | 0 | 1.000 | |
| 2021 | .000 | 0-0 | 0 | 0 | 0 | 0 | 0 | 0 | 0 | 0 | .000 | 0 | 0 | 0 | 0 | .000 | 0 | 0 | 0-0 | 3 | 33 | 5 | .878 | |
| 2022 | .000 | 0-0 | 0 | 0 | 0 | 0 | 0 | 0 | 0 | 0 | .000 | 0 | 0 | 0 | 0 | .000 | 0 | 0 | 0-0 | 0 | 2 | 0 | 1.000 | |
| TOTAL | .000 | 0-0 | 0 | 0 | 0 | 0 | 0 | 0 | 0 | 0 | .000 | 0 | 0 | 0 | 0 | .000 | 0 | 0 | 0-0 | 3 | 43 | 5 | .902 | |
| #3 SYDNEY PETERSON'S CAREER STATISTICS | | | | | | | | | | | | | | | | | | | | | | | | |
| YEAR | ERA | W-L | APP-GS | CG | SHO/CBO | SV | IP | H | R | ER | BB | SO | 2B | 3B | HR | BF | B/AVG. | WP | HBP | BK | SFA | SHA | | |
| 2019 | 3.55 | 5-3 | 15-7 | 3 | 2/0 | 0 | 471 | 41 | 26 | 24 | 20 | 44 | 9 | 1 | 9 | 209 | .228 | 2 | 5 | 0 | 3 | 1 | | |
| 2020 | 0.58 | 6-1 | 9-6 | 4 | 2/2 | 2 | 36.0 | 15 | 3 | 3 | 15 | 49 | 5 | 0 | 0 | 138 | .125 | 4 | 1 | 0 | 0 | 2 | | |
| 2021 | 2.00 | 15-9 | 33-16 | 10 | 1/0 | 2 | 139.2 | 100 | 62 | 40 | 46 | 124 | 13 | 2 | 13 | 580 | .195 | 5 | 8 | 0 | 5 | 9 | | |
| 2022 | 1.68 | 2-1 | 3-2 | 2 | 0/0 | 0 | 16.2 | 14 | 6 | 4 | 2 | 12 | 1 | 0 | 0 | 64 | .233 | 1 | 0 | 0 | 0 | 2 | | |
| TOTAL | 2.07 | 28-14 | 60-31 | 19 | 5/2 | 4 | 239.2 | 170 | 97 | 71 | 83 | 229 | 28 | 3 | 22 | 991 | .195 | 12 | 14 | 0 | 8 | 14 | | |
| #4 TAYLOR TIDWELL'S CAREER STATISTICS | | | | | | | | | | | | | | | | | | | | | | | | |
| YEAR | AVG | GP-GS | AB | R | H | 2B | 3B | HR | RBI | TB | SLG% | BB | HBP | SO | GDP | OB% | SF | SH | SB-ATT | PO | A | E | FLD% | |
| 2019 | .167 | 6-0 | 6 | 0 | 1 | 0 | 0 | 0 | 2 | 1 | .167 | 2 | 0 | 4 | 0 | .333 | 1 | 0 | 0-0 | 3 | 2 | 0 | 1.000 | |
| 2020 | .351 | 17-17 | 37 | 13 | 13 | 4 | 1 | 3 | 14 | 28 | .757 | 9 | 1 | 12 | 0 | .489 | 0 | 0 | 1-1 | 30 | 14 | 2 | .957 | |
| 2021 | .154 | 49-36 | 65 | 14 | 10 | 1 | 0 | 5 | 10 | 26 | .400 | 14 | 5 | 19 | 1 | .341 | 1 | 1 | 3-3 | 85 | 63 | 10 | .937 | |
| TOTAL | .222 | 72-53 | 108 | 27 | 24 | 5 | 1 | 8 | 26 | 55 | .509 | 25 | 6 | 35 | 1 | .390 | 2 | 1 | 4-4 | 118 | 79 | 12 | .943 | |
| #5 MCKENZIE REDOUTEY'S CAREER STATISTICS | | | | | | | | | | | | | | | | | | | | | | | | |
| YEAR | AVG | GP-GS | AB | R | H | 2B | 3B | HR | RBI | TB | SLG% | BB | HBP | SO | GDP | OB% | SF | SH | SB-ATT | PO | A | E | FLD% | |
| 2022 | .167 | 3-3 | 6 | 0 | 1 | 0 | 0 | 0 | 0 | 1 | .167 | 3 | 0 | 2 | 0 | .444 | 0 | 0 | 1-1 | 1 | 0 | 1 | .500 | |
| TOTAL | .167 | 3-3 | 6 | 0 | 1 | 0 | 0 | 0 | 0 | 1 | .167 | 3 | 0 | 2 | 0 | .444 | 0 | 0 | 1-1 | 1 | 0 | 1 | .500 | |
| #6 SAVANNAH STEWART'S CAREER STATISTICS | | | | | | | | | | | | | | | | | | | | | | | | |
| YEAR | AVG | GP-GS | AB | R | H | 2B | 3B | HR | RBI | TB | SLG% | BB | HBP | SO | GDP | OB% | SF | SH | SB-ATT | PO | A | E | FLD% | |
| 2019 | .362 | 44-40 | 105 | 21 | 38 | 6 | 3 | 0 | 8 | 50 | .476 | 11 | 0 | 18 | 0 | .419 | 1 | 3 | 6-6 | 60 | 2 | 4 | .939 | |
| 2020 | .250 | 18-17 | 40 | 8 | 10 | 2 | 1 | 0 | 5 | 14 | .350 | 3 | 0 | 10 | 0 | .295 | 1 | 0 | 1-2 | 12 | 1 | 0 | 1.000 | |
| 2021 | .192 | 30-4 | 26 | 9 | 5 | 1 | 0 | 0 | 3 | 6 | .231 | 3 | 0 | 7 | 0 | .276 | 0 | 0 | 0-1 | 17 | 1 | 0 | 1.000 | |
| 2022 | .286 | 3-3 | 7 | 0 | 2 | 1 | 0 | 0 | 0 | 3 | .429 | 1 | 0 | 2 | 0 | .375 | 0 | 0 | 0-0 | 4 | 0 | 0 | 1.000 | |
| TOTAL | .309 | 95-64 | 178 | 38 | 55 | 10 | 4 | 0 | 16 | 73 | .410 | 18 | 0 | 37 | 0 | .369 | 2 | 3 | 7-9 | 93 | 4 | 4 | .960 | |
| #7 MADILYN GIGLIO'S CAREER STATISTICS | | | | | | | | | | | | | | | | | | | | | | | | |
| YEAR | AVG | GP-GS | AB | R | H | 2B | 3B | HR | RBI | TB | SLG% | BB | HBP | SO | GDP | OB% | SF | SH | SB-ATT | PO | A | E | FLD% | |
| 2022 | .000 | 4-0 | 0 | 0 | 0 | 0 | 0 | 0 | 0 | 0 | .000 | 0 | 0 | 0 | 0 | .000 | 0 | 0 | 0-0 | 0 | 0 | 0 | .000 | |
| TOTAL | .000 | 4-0` | 0 | 0 | 0 | 0 | 0 | 0 | 0 | 0 | .000 | 0 | 0 | 0 | 0 | .000 | 0 | 0 | 0-0 | 0 | 0 | 0 | .000 | |
| #8 SHELBY WICKERSHAM'S CAREER STATISTICS | | | | | | | | | | | | | | | | | | | | | | | | |
| YEAR | AVG | GP-GS | AB | R | H | 2B | 3B | HR | RBI | TB | SLG% | BB | HBP | SO | GDP | OB% | SF | SH | SB-ATT | PO | A | E | FLD% | |
| 2019 | .000 | 0-0 | 0 | 0 | 0 | 0 | 0 | 0 | 0 | 0 | .000 | 0 | 0 | 0 | 0 | .000 | 0 | 0 | 0-0 | 2 | 21 | 0 | 1.000 | |
| 2020 | .000 | 0-0 | 0 | 0 | 0 | 0 | 0 | 0 | 0 | 0 | .000 | 0 | 0 | 0 | 0 | .000 | 0 | 0 | 0-0 | 1 | 4 | 1 | .833 | |
| 2021 | .000 | 0-0 | 0 | 0 | 0 | 0 | 0 | 0 | 0 | 0 | .000 | 0 | 0 | 0 | 0 | .000 | 0 | 0 | 0-0 | 1 | 9 | 1 | .909 | |
| 2022 | .000 | 0-0 | 0 | 0 | 0 | 0 | 0 | 0 | 0 | 0 | .000 | 0 | 0 | 0 | 0 | .000 | 0 | 0 | 0-0 | 0 | 2 | 0 | 1.000 | |
| TOTAL | .000 | 0-0` | 0 | 0 | 0 | 0 | 0 | 0 | 0 | 0 | .000 | 0 | 0 | 0 | 0 | .000 | 0 | 0 | 0-0 | 4 | 36 | 2 | .952 | |
| YEAR | ERA | W-L | APP-GS | CG | SHO/CBO | SV | IP | H | R | ER | BB | SO | 2B | 3B | HR | BF | B/AVG. | WP | HBP | BK | SFA | SHA | | |
| 2019 | 2.29 | 10-2 | 24-15 | 7 | 4/0 | 1 | 98.0 | 79 | 44 | 32 | 36 | 48 | 12 | 0 | 9 | 419 | .221 | 5 | 11 | 0 | 3 | 12 | | |
| 2020 | 0.40 | 5-1 | 6-6 | 4 | 2/1 | 0 | 35.1 | 18 | 5 | 2 | 10 | 31 | 0 | 0 | 2 | 132 | .149 | 2 | 1 | 0 | 0 | 0 | | |
| 2021 | 3.68 | 5-3 | 16-10 | 2 | 1/0 | 0 | 53.1 | 60 | 39 | 28 | 37 | 43 | 8 | 0 | 3 | 269 | .275 | 7 | 10 | 0 | 1 | 3 | | |
| 2022 | 0.00 | 0-1 | 2-1 | 0 | 0/0 | 0 | 8.1 | 5 | 2 | 0 | 3 | 10 | 1 | 0 | 0 | 33 | .167 | 1 | 0 | 0 | 0 | 0 | | |
| TOTAL | 2.23 | 20-7 | 48-32 | 13 | 7/1 | 1 | 195.0 | 162 | 90 | 62 | 86 | 132 | 21 | 0 | 14 | 853 | .223 | 15 | 22 | 0 | 4 | 15 | | |
| #10 DANIECA COFFEY'S CAREER STATISTICS | | | | | | | | | | | | | | | | | | | | | | | | |
| YEAR | AVG | GP-GS | AB | R | H | 2B | 3B | HR | RBI | TB | SLG% | BB | HBP | SO | GDP | OB% | SF | SH | SB-ATT | PO | A | E | FLD% | |
| 2021 | .226 | 41-31 | 93 | 11 | 21 | 3 | 1 | 0 | 6 | 26 | .280 | 3 | 0 | 13 | 0 | .247 | 1 | 0 | 6-6 | 29 | 34 | 8 | .887 | |
| 2022 | .353 | 6-6 | 17 | 3 | 6 | 0 | 1 | 0 | 0 | 8 | .471 | 2 | 0 | 1 | 0 | .421 | 0 | 0 | 2-2 | 3 | 12 | 3 | .833 | |
| TOTAL | .245 | 47-37 | 110 | 14 | 27 | 3 | 2 | 0 | 6 | 34 | .309 | 5 | 0 | 14 | 0 | .276 | 1 | 0 | 8-8 | 32 | 46 | 11 | .876 | |
| #11 TAYLOR PLEASANTS' CAREER STATISTICS | | | | | | | | | | | | | | | | | | | | | | | | |
| YEAR | AVG | GP-GS | AB | R | H | 2B | 3B | HR | RBI | TB | SLG% | BB | HBP | SO | GDP | OB% | SF | SH | SB-ATT | PO | A | E | FLD% | |
| 2020 | .383 | 24-24 | 60 | 23 | 23 | 3 | 1 | 4 | 21 | 40 | .667 | 19 | 2 | 9 | 0 | .530 | 2 | 0 | 0-0 | 21 | 45 | 6 | .917 | |
| 2021 | .316 | 57-57 | 177 | 37 | 56 | 12 | 0 | 13 | 49 | 107 | .605 | 27 | 4 | 14 | 0 | .416 | 1 | 2 | 3-3 | 88 | 120 | 14 | .937 | |
| 2022 | .111 | 6-6 | 18 | 1 | 2 | 1 | 0 | 0 | 2 | 3 | .167 | 1 | 1 | 3 | 0 | .200 | 0 | 1 | 1-1 | 10 | 17 | 1 | .964 | |
| TOTAL | .318 | 87-87 | 255 | 61 | 81 | 16 | 1 | 17 | 72 | 150 | .588 | 47 | 7 | 26 | 0 | .433 | 3 | 3 | 4-4 | 119 | 182 | 21 | .935 | |

Career Stats

#18 KENNEDI HOUSHMANDZADEH'S CAREER STATISTICS

| YEAR | AVG | GP-GS | AB | R | H | 2B | 3B | HR | RBI | TB | SLG% | BB | HBP | SO | GDP | OB% | SF | SH | SB-ATT | PO | A | E | FLD% |
|-------|------|-------|----|---|---|----|----|----|-----|----|------|----|-----|----|-----|------|----|----|--------|----|---|---|-------|
| 2021 | .500 | 7-0 | 2 | 3 | 1 | 0 | 0 | 0 | 0 | 1 | .500 | 0 | 0 | 1 | 0 | .500 | 0 | 0 | 1-1 | 1 | 0 | 0 | 1.000 |
| 2022 | .000 | 1-1 | 2 | 0 | 0 | 0 | 0 | 0 | 0 | 0 | .000 | 0 | 0 | 1 | 0 | .000 | 0 | 0 | 0-0 | 3 | 0 | 0 | 1.000 |
| TOTAL | .250 | 8-1 | 4 | 3 | 1 | 0 | 0 | 0 | 0 | 1 | .250 | 0 | 0 | 2 | 0 | .250 | 0 | 0 | 1-1 | 4 | 0 | 0 | 1.000 |

#20 JORDYN PERKINS' CAREER STATISTICS

| YEAR | AVG | GP-GS | AB | R | H | 2B | 3B | HR | RBI | TB | SLG% | BB | HBP | SO | GDP | OB% | SF | SH | SB-ATT | PO | A | E | FLD% |
|-------|------|-------|----|---|---|----|----|----|-----|----|------|----|-----|----|-----|------|----|----|--------|----|---|---|-------|
| 2019 | .222 | 11-0 | 9 | 2 | 2 | 0 | 0 | 1 | 4 | 5 | .556 | 2 | 0 | 3 | 0 | .364 | 0 | 0 | 0-0 | 0 | 0 | 0 | .000 |
| 2020 | .375 | 10-0 | 8 | 3 | 3 | 1 | 0 | 1 | 5 | 7 | .875 | 2 | 0 | 2 | 0 | .500 | 0 | 0 | 0-0 | 2 | 3 | 0 | 1.000 |
| 2021 | .250 | 9-0 | 8 | 0 | 2 | 1 | 0 | 0 | 3 | 3 | .375 | 2 | 0 | 3 | 0 | .400 | 0 | 0 | 0-0 | 0 | 1 | 0 | 1.000 |
| 2022 | .000 | 2-1 | 3 | 0 | 0 | 0 | 0 | 0 | 0 | 0 | .000 | 0 | 0 | 1 | 0 | .000 | 0 | 0 | 0-0 | 0 | 0 | 0 | 1.000 |
| TOTAL | .250 | 32-1 | 28 | 5 | 7 | 2 | 0 | 2 | 12 | 15 | .536 | 6 | 0 | 9 | 0 | .382 | 0 | 0 | 0-0 | 2 | 4 | 0 | 1.000 |

#21 TAYLOR EDWARDS' CAREER STATISTICS

| YEAR | AVG | GP-GS | AB | R | H | 2B | 3B | HR | RBI | TB | SLG% | BB | HBP | SO | GDP | OB% | SF | SH | SB-ATT | PO | A | E | FLD% |
|-------|------|-------|----|---|---|----|----|----|-----|----|------|----|-----|----|-----|------|----|----|--------|----|---|---|-------|
| 2020 | .333 | 4-0 | 3 | 1 | 1 | 1 | 0 | 0 | 0 | 2 | .667 | 1 | 0 | 0 | 0 | .500 | 0 | 0 | 0-0 | 0 | 1 | 0 | 1.000 |
| 2021 | .000 | 1-0 | 0 | 0 | 0 | 0 | 0 | 0 | 0 | 0 | .000 | 0 | 0 | 0 | 0 | .000 | 0 | 0 | 0-0 | 0 | 0 | 0 | .000 |
| TOTAL | .500 | 5-0 | 3 | 1 | 1 | 1 | 0 | 0 | 0 | 2 | .667 | 1 | 0 | 0 | 0 | .500 | 0 | 0 | 0-0 | 0 | 1 | 0 | 1.000 |

| YEAR | ERA | W-L | APP-GS | CG | SHO/CBO | SV | IP | H | R | ER | BB | SO | 2B | 3B | HR | BF | B/AVG. | WP | HBP | BK | SFA | SHA |
|-------|------|-----|--------|----|---------|----|-----|---|---|----|----|----|----|----|----|----|--------|----|-----|----|-----|-----|
| 2020 | 7.00 | 0-0 | 3-0 | 0 | 0/2 | 0 | 3.0 | 2 | 3 | 3 | 3 | 2 | 0 | 0 | 0 | 14 | .200 | 3 | 1 | 0 | 0 | 0 |
| 2021 | 0.00 | 0-0 | 1-0 | 0 | 0/0 | 0 | 1.0 | 0 | 0 | 0 | 1 | 1 | 0 | 0 | 0 | 4 | .000 | 0 | 0 | 0 | 0 | 0 |
| TOTAL | 5.25 | 0-0 | 4-0 | 0 | 0/2 | 0 | 4.0 | 2 | 3 | 3 | 4 | 3 | 0 | 0 | 0 | 18 | .154 | 3 | 1 | 0 | 0 | 0 |

#23 BAYLEA BRANDON'S CAREER STATISTICS

| YEAR | AVG | GP-GS | AB | R | H | 2B | 3B | HR | RBI | TB | SLG% | BB | HBP | SO | GDP | OB% | SF | SH | SB-ATT | PO | A | E | FLD% |
|-------|------|-------|----|---|---|----|----|----|-----|----|------|----|-----|----|-----|------|----|----|--------|----|---|---|------|
| 2022 | .000 | 2-0 | 2 | 0 | 0 | 0 | 0 | 0 | 0 | 0 | .000 | 0 | 0 | 1 | 0 | .000 | 0 | 0 | 0-0 | 0 | 0 | 0 | .000 |
| TOTAL | .000 | 2-0 | 2 | 0 | 0 | 0 | 0 | 0 | 0 | 0 | .000 | 0 | 0 | 1 | 0 | .000 | 0 | 0 | 0-0 | 0 | 0 | 0 | .000 |

#24 HAYDEN BROWN'S CAREER STATISTICS

| YEAR | AVG | GP-GS | AB | R | H | 2B | 3B | HR | RBI | TB | SLG% | BB | HBP | SO | GDP | OB% | SF | SH | SB-ATT | PO | A | E | FLD% |
|-------|------|-------|----|---|---|----|----|----|-----|----|------|----|-----|----|-----|------|----|----|--------|----|---|---|-------|
| 2021 | .143 | 5-2 | 7 | 1 | 1 | 0 | 0 | 0 | 0 | 1 | .143 | 0 | 0 | 2 | 0 | .143 | 0 | 0 | 0-0 | 4 | 1 | 0 | 1.000 |
| 2022 | .000 | 1-0 | 1 | 0 | 0 | 0 | 0 | 0 | 0 | 0 | .000 | 0 | 0 | 0 | 0 | .000 | 0 | 0 | 0-0 | 0 | 0 | 0 | .000 |
| TOTAL | .125 | 6-2 | 8 | 1 | 1 | 0 | 0 | 0 | 0 | 1 | .125 | 0 | 0 | 2 | 0 | .125 | 0 | 0 | 0-0 | 4 | 1 | 0 | 1.000 |

#25 GEORGIA CLARK'S CAREER STATISTICS

| YEAR | AVG | GP-GS | AB | R | H | 2B | 3B | HR | RBI | TB | SLG% | BB | HBP | SO | GDP | OB% | SF | SH | SB-ATT | PO | A | E | FLD% |
|-------|------|--------|-----|----|----|----|----|----|-----|-----|------|----|-----|----|-----|------|----|----|--------|-----|----|---|-------|
| 2019 | .240 | 22-8 | 25 | 2 | 6 | 3 | 0 | 0 | 7 | 9 | .360 | 7 | 0 | 9 | 0 | .406 | 0 | 0 | 0-0 | 1 | 0 | 0 | 1.000 |
| 2020 | .429 | 24-24 | 56 | 18 | 24 | 5 | 0 | 4 | 19 | 41 | .732 | 16 | 0 | 4 | 1 | .548 | 1 | 0 | 0-0 | 82 | 1 | 1 | .988 |
| 2021 | .252 | 56-56 | 151 | 15 | 38 | 4 | 0 | 10 | 32 | 72 | .477 | 24 | 2 | 20 | 2 | .356 | 3 | 1 | 0-0 | 181 | 6 | 1 | .995 |
| 2022 | .421 | 6-6 | 19 | 3 | 8 | 1 | 0 | 3 | 6 | 18 | .947 | 2 | 0 | 3 | 0 | .476 | 0 | 0 | 0-0 | 48 | 4 | 1 | .981 |
| TOTAL | .303 | 108-94 | 251 | 38 | 76 | 13 | 0 | 17 | 64 | 140 | .558 | 49 | 2 | 36 | 3 | .415 | 4 | 1 | 0-0 | 312 | 11 | 3 | .991 |

#26 MORGAN CUMMINS' CAREER STATISTICS

| YEAR | AVG | GP-GS | AB | R | H | 2B | 3B | HR | RBI | TB | SLG% | BB | HBP | SO | GDP | OB% | SF | SH | SB-ATT | PO | A | E | FLD% |
|-------|------|--------|-----|----|----|----|----|----|-----|----|------|----|-----|----|-----|------|----|----|--------|-----|----|---|-------|
| 2019 | .267 | 47-25 | 15 | 3 | 4 | 0 | 0 | 0 | 2 | 4 | .267 | 1 | 0 | 3 | 0 | .313 | 0 | 0 | 0-0 | 122 | 5 | 3 | .977 |
| 2020 | .400 | 19-17 | 45 | 9 | 18 | 7 | 0 | 4 | 21 | 37 | .822 | 5 | 1 | 8 | 0 | .436 | 4 | 0 | 0-0 | 98 | 7 | 0 | 1.000 |
| 2021 | .186 | 46-41 | 97 | 9 | 18 | 1 | 0 | 5 | 15 | 34 | .351 | 6 | 7 | 18 | 0 | .277 | 2 | 2 | 0-0 | 210 | 13 | 4 | .982 |
| 2022 | .250 | 2-2 | 4 | 0 | 1 | 0 | 0 | 0 | 0 | 1 | .250 | 1 | 0 | 1 | 0 | .400 | 0 | 0 | 0-0 | 12 | 2 | 0 | 1.000 |
| TOTAL | .255 | 114-85 | 161 | 21 | 41 | 8 | 0 | 9 | 38 | 76 | .472 | 13 | 8 | 30 | 0 | .330 | 6 | 2 | 0-0 | 442 | 27 | 7 | .985 |

#27 SHELBI SUNSERI'S CAREER STATISTICS

| YEAR | AVG | GP-GS | AB | R | H | 2B | 3B | HR | RBI | TB | SLG% | BB | HBP | SO | GDP | OB% | SF | SH | SB-ATT | PO | A | E | FLD% |
|-------|------|---------|-----|----|-----|----|----|----|-----|-----|------|----|-----|----|-----|------|----|----|--------|----|----|---|-------|
| 2018 | .261 | 36-34 | 92 | 12 | 24 | 6 | 1 | 7 | 14 | 53 | .576 | 14 | 0 | 21 | 0 | .358 | 0 | 2 | 0-0 | 0 | 3 | 0 | 1.000 |
| 2019 | .340 | 60-60 | 159 | 30 | 54 | 14 | 0 | 17 | 60 | 119 | .748 | 37 | 5 | 33 | 0 | .468 | 4 | 0 | 0-0 | 2 | 27 | 3 | .906 |
| 2020 | .328 | 24-24 | 58 | 8 | 19 | 5 | 1 | 1 | 18 | 29 | .500 | 4 | 4 | 5 | 1 | .386 | 4 | 1 | 0-1 | 1 | 6 | 0 | 1.000 |
| 2021 | .234 | 56-56 | 128 | 14 | 30 | 6 | 2 | 8 | 26 | 64 | .500 | 32 | 5 | 27 | 0 | .404 | 1 | 0 | 0-0 | 3 | 24 | 2 | .931 |
| 2022 | .313 | 6-6 | 16 | 5 | 5 | 1 | 0 | 3 | 9 | 15 | .938 | 4 | 0 | 3 | 0 | .450 | 0 | 1 | 0-0 | 0 | 1 | 0 | 1.000 |
| TOTAL | .291 | 182-180 | 453 | 69 | 132 | 32 | 4 | 36 | 127 | 280 | .618 | 91 | 14 | 89 | 1 | .418 | 9 | 4 | 0-1 | 6 | 61 | 5 | .931 |

| YEAR | ERA | W-L | APP-GS | CG | SHO/CBO | SV | IP | H | R | ER | BB | SO | 2B | 3B | HR | BF | B/AVG. | WP | HBP | BK | SFA | SHA |
|-------|------|-------|--------|----|---------|----|-------|-----|-----|----|-----|-----|----|----|----|------|--------|----|-----|----|-----|-----|
| 2018 | 3.68 | 1-0 | 5-2 | 1 | 0/2 | 0 | 13.1 | 11 | 7 | 7 | 9 | 6 | 0 | 0 | 0 | 63 | .224 | 0 | 1 | 0 | 1 | 3 |
| 2019 | 2.34 | 13-10 | 32-19 | 12 | 5/0 | 5 | 137.2 | 112 | 59 | 46 | 60 | 86 | 12 | 0 | 9 | 596 | .218 | 9 | 4 | 0 | 2 | 16 |
| 2020 | 1.20 | 6-0 | 8-6 | 2 | 1/1 | 0 | 35.0 | 26 | 10 | 6 | 8 | 26 | 4 | 0 | 1 | 144 | .202 | 0 | 3 | 0 | 2 | 2 |
| 2021 | 2.04 | 11-7 | 26-18 | 11 | 2/0 | 0 | 126.2 | 114 | 55 | 37 | 32 | 84 | 16 | 0 | 14 | 544 | .232 | 4 | 9 | 0 | 5 | 7 |
| 2022 | 1.00 | 2-0 | 4-2 | 1 | 1/0 | 0 | 14.0 | 8 | 2 | 2 | 1 | 12 | 3 | 0 | 0 | 50 | .167 | 0 | 0 | 0 | 0 | 1 |
| TOTAL | 2.10 | 33-17 | 75-47 | 27 | 9/3 | 5 | 326.2 | 271 | 133 | 98 | 110 | 214 | 35 | 0 | 24 | 1397 | .220 | 13 | 17 | 0 | 10 | 29 |

#34 RAELEN CHAFFIN'S CAREER STATISTICS

| YEAR | AVG | GP-GS | AB | R | H | 2B | 3B | HR | RBI | TB | SLG% | BB | HBP | SO | GDP | OB% | SF | SH | SB-ATT | PO | A | E | FLD% |
|------|-----|-------|----|---|---|----|----|----|-----|----|------|----|-----|----|-----|-----|----|----|--------|----|---|---|------|
| N/A | | | | | | | | | | | | | | | | | | | | | | | |

| YEAR | ERA | W-L | APP-GS | CG | SHO/CBO | SV | IP | H | R | ER | BB | SO | 2B | 3B | HR | BF | B/AVG. | WP | HBP | BK | SFA | SHA |
|-------|------|-----|--------|----|---------|----|-----|---|---|----|----|----|----|----|----|----|--------|----|-----|----|-----|-----|
| 2022 | 1.75 | 0-0 | 1-1 | 0 | 0/0 | 0 | 4.0 | 5 | 2 | 1 | 2 | 5 | 0 | 0 | 1 | 20 | .278 | 0 | 0 | 0 | 0 | 0 |
| TOTAL | 1.75 | 0-0 | 1-1 | 0 | 0/0 | 0 | 4.0 | 5 | 2 | 1 | 2 | 5 | 0 | 0 | 1 | 20 | .278 | 0 | 0 | 0 | 0 | 0 |

Career Stats

| #37 MORGAN SMITH'S CAREER STATISTICS | | | | | | | | | | | | | | | | | | | | | | | | | |
|--------------------------------------|------|-------|--------|----|---------|----|------|----|-----|----|------|----|-----|----|-----|------|----|--------|--------|-----|----|-----|-------|--|--|
| YEAR | AVG | GP-GS | AB | R | H | 2B | 3B | HR | RBI | TB | SLG% | BB | HBP | SO | GDP | OB% | SF | SH | SB-ATT | PO | A | E | FLD% | | |
| 2021 | .111 | 10-4 | 9 | 5 | 1 | 0 | 0 | 0 | 2 | 1 | .111 | 5 | 1 | 2 | 0 | .467 | 0 | 0 | 0-0 | 0 | 6 | 0 | 1.000 | | |
| 2022 | .000 | 4-1 | 3 | 0 | 0 | 0 | 0 | 0 | 0 | 0 | .000 | 0 | 0 | 1 | 0 | .000 | 0 | 0 | 0-0 | 2 | 0 | 0 | 1.000 | | |
| TOTAL | .083 | 15-5 | 12 | 5 | 1 | 0 | 0 | 0 | 2 | 1 | .083 | 5 | 1 | 3 | 0 | .389 | 0 | 0 | 0-0 | 2 | 6 | 0 | 1.000 | | |
| YEAR | ERA | W-L | APP-GS | CG | SHO/CBO | SV | IP | | H | R | ER | BB | SO | 2B | 3B | HR | BF | B/AVG. | WP | HBP | BK | SFA | SHA | | |
| 2021 | 3.11 | 2-0 | 6-3 | 2 | 0/0 | 0 | 18.0 | | 18 | 10 | 8 | 2 | 7 | 3 | 0 | 2 | 82 | .254 | 1 | 7 | 0 | 0 | 2 | | |
| TOTAL | 3.11 | 2-0 | 6-3 | 2 | 0/0 | 0 | 18.0 | | 18 | 10 | 8 | 2 | 7 | 3 | 0 | 2 | 82 | .254 | 1 | 7 | 0 | 0 | 2 | | |

| #42 KK MADREY'S CAREER STATISTICS | | | | | | | | | | | | | | | | | | | | | | | | | |
|-----------------------------------|------|-------|----|---|---|----|----|----|-----|----|------|----|-----|----|-----|------|----|----|--------|----|---|---|------|--|--|
| YEAR | AVG | GP-GS | AB | R | H | 2B | 3B | HR | RBI | TB | SLG% | BB | HBP | SO | GDP | OB% | SF | SH | SB-ATT | PO | A | E | FLD% | | |
| 2022 | .000 | 5-0 | 0 | 2 | 0 | 0 | 0 | 0 | 0 | 0 | .000 | 0 | 0 | 0 | 0 | .000 | 0 | 0 | 2-2 | 0 | 0 | 0 | .000 | | |
| TOTAL | .000 | 5-0 | 0 | 2 | 0 | 0 | 0 | 0 | 0 | 0 | .000 | 0 | 0 | 0 | 0 | .000 | 0 | 0 | 2-2 | 0 | 0 | 0 | .000 | | |

| #44 ALI NEWLAND'S CAREER STATISTICS | | | | | | | | | | | | | | | | | | | | | | | | | |
|-------------------------------------|------|-------|----|---|----|----|----|----|-----|----|------|----|-----|----|-----|------|----|----|--------|----|---|---|-------|--|--|
| YEAR | AVG | GP-GS | AB | R | H | 2B | 3B | HR | RBI | TB | SLG% | BB | HBP | SO | GDP | OB% | SF | SH | SB-ATT | PO | A | E | FLD% | | |
| 2021 | .200 | 25-14 | 40 | 6 | 8 | 1 | 1 | 3 | 8 | 20 | .500 | 7 | 1 | 10 | 0 | .333 | 0 | 0 | 0-0 | 9 | 0 | 0 | 1.000 | | |
| 2022 | .250 | 6-6 | 20 | 0 | 5 | 2 | 0 | 0 | 1 | 7 | .350 | 0 | 0 | 1 | 0 | .250 | 0 | 0 | 1-2 | 14 | 3 | 0 | 1.000 | | |
| TOTAL | .217 | 31-20 | 60 | 6 | 13 | 3 | 1 | 3 | 9 | 27 | .450 | 7 | 1 | 11 | 0 | .309 | 0 | 0 | 1-2 | 23 | 3 | 0 | 1.000 | | |

| #47 CAIT CALLAND'S CAREER STATISTICS | | | | | | | | | | | | | | | | | | | | | | | | | |
|--------------------------------------|------|-------|----|----|---|----|----|----|-----|----|------|----|-----|----|-----|------|----|----|--------|-----|---|---|-------|--|--|
| YEAR | AVG | GP-GS | AB | R | H | 2B | 3B | HR | RBI | TB | SLG% | BB | HBP | SO | GDP | OB% | SF | SH | SB-ATT | PO | A | E | FLD% | | |
| 2020 | .364 | 8-7 | 11 | 5 | 4 | 0 | 1 | 0 | 3 | 6 | .545 | 4 | 1 | 3 | 0 | .563 | 0 | 0 | 2-2 | 64 | 1 | 0 | 1.000 | | |
| 2021 | .125 | 15-15 | 16 | 5 | 2 | 0 | 0 | 1 | 2 | 5 | .313 | 8 | 0 | 8 | 0 | .417 | 0 | 0 | 0-0 | 81 | 3 | 1 | .988 | | |
| 2022 | .000 | 3-2 | 3 | 0 | 0 | 0 | 0 | 0 | 0 | 0 | .000 | 0 | 0 | 1 | 0 | .000 | 0 | 0 | 0-0 | 13 | 4 | 0 | 1.000 | | |
| TOTAL | .200 | 26-24 | 30 | 10 | 6 | 0 | 1 | 1 | 5 | 11 | .367 | 12 | 1 | 12 | 0 | .442 | 0 | 0 | 2-2 | 158 | 8 | 1 | .994 | | |

| #55 RAELEEN GUTIERREZ CAREER STATISTICS | | | | | | | | | | | | | | | | | | | | | | | | | |
|---|------|-------|-----|----|----|----|----|----|-----|----|------|----|-----|----|-----|------|----|----|--------|-----|----|---|-------|--|--|
| YEAR | AVG | GP-GS | AB | R | H | 2B | 3B | HR | RBI | TB | SLG% | BB | HBP | SO | GDP | OB% | SF | SH | SB-ATT | PO | A | E | FLD% | | |
| 2020 | .400 | 22-5 | 15 | 8 | 6 | 2 | 0 | 0 | 4 | 8 | .533 | 1 | 0 | 1 | 0 | .438 | 0 | 0 | 0-1 | 49 | 0 | 0 | 1.000 | | |
| 2021 | .250 | 52-37 | 104 | 16 | 26 | 7 | 0 | 3 | 18 | 42 | .404 | 15 | 1 | 12 | 1 | .341 | 3 | 0 | 4-4 | 195 | 10 | 3 | .986 | | |
| 2022 | .000 | 2-2 | 5 | 0 | 0 | 0 | 0 | 0 | 0 | 0 | .000 | 0 | 1 | 3 | 0 | .167 | 0 | 0 | 0-0 | 1 | 0 | 0 | 1.000 | | |
| TOTAL | .258 | 76-44 | 124 | 24 | 32 | 9 | 0 | 3 | 22 | 50 | .403 | 16 | 2 | 16 | 1 | .345 | 3 | 0 | 4-5 | 245 | 10 | 3 | .988 | | |

| #84 KARRINGTON HOUSHMANDZADEH'S CAREER STATISTICS | | | | | | | | | | | | | | | | | | | | | | | | | |
|---|------|-------|----|----|---|----|----|----|-----|----|------|----|-----|----|-----|------|----|----|--------|----|---|---|-------|--|--|
| YEAR | AVG | GP-GS | AB | R | H | 2B | 3B | HR | RBI | TB | SLG% | BB | HBP | SO | GDP | OB% | SF | SH | SB-ATT | PO | A | E | FLD% | | |
| 2019 | .167 | 25-0 | 6 | 12 | 1 | 0 | 0 | 0 | 1 | 1 | .167 | 0 | 0 | 1 | 0 | .167 | 0 | 0 | 3-3 | 0 | 0 | 0 | .000 | | |
| 2020 | .222 | 10-2 | 9 | 2 | 2 | 0 | 1 | 0 | 4 | 4 | .444 | 0 | 0 | 0 | 0 | .222 | 0 | 0 | 0-0 | 3 | 0 | 0 | 1.000 | | |
| 2021 | .200 | 19-0 | 5 | 4 | 1 | 0 | 0 | 0 | 0 | 1 | .200 | 0 | 0 | 1 | 0 | .200 | 0 | 0 | 1-1 | 5 | 2 | 1 | .875 | | |
| 2022 | .000 | 2-0 | 0 | 0 | 0 | 0 | 0 | 0 | 0 | 0 | .000 | 0 | 0 | 0 | 0 | .000 | 0 | 0 | 0-0 | 0 | 0 | 0 | .000 | | |
| TOTAL | .200 | 56-2 | 20 | 18 | 4 | 0 | 1 | 0 | 5 | 6 | .300 | 0 | 0 | 2 | 0 | .200 | 0 | 0 | 4-4 | 8 | 2 | 1 | .909 | | |

| #88 CIARA BRIGGS' CAREER STATISTICS | | | | | | | | | | | | | | | | | | | | | | | | | |
|-------------------------------------|------|-------|-----|----|----|----|----|----|-----|-----|------|----|-----|----|-----|------|----|----|--------|-----|---|---|-------|--|--|
| YEAR | AVG | GP-GS | AB | R | H | 2B | 3B | HR | RBI | TB | SLG% | BB | HBP | SO | GDP | OB% | SF | SH | SB-ATT | PO | A | E | FLD% | | |
| 2020 | .393 | 24-22 | 56 | 19 | 22 | 2 | 1 | 0 | 8 | 26 | .464 | 9 | 1 | 6 | 0 | .485 | 0 | 5 | 9-9 | 19 | 0 | 1 | .950 | | |
| 2021 | .339 | 57-57 | 171 | 32 | 58 | 7 | 3 | 4 | 17 | 83 | .485 | 15 | 0 | 23 | 0 | .392 | 0 | 1 | 11-12 | 89 | 4 | 2 | .979 | | |
| 2022 | .421 | 6-6 | 19 | 5 | 8 | 0 | 0 | 0 | 2 | 8 | .421 | 2 | 0 | 3 | 0 | .476 | 0 | 1 | 2-2 | 4 | 0 | 0 | 1.000 | | |
| TOTAL | .358 | 87-85 | 246 | 56 | 88 | 9 | 4 | 4 | 27 | 117 | .476 | 26 | 1 | 32 | 0 | .421 | 0 | 7 | 22-23 | 112 | 4 | 3 | .975 | | |

| #99 PRESLEIGH PILON'S CAREER STATISTICS | | | | | | | | | | | | | | | | | | | | | | | | | |
|---|------|-------|----|---|---|----|----|----|-----|----|------|----|-----|----|-----|------|----|----|--------|----|---|---|-------|--|--|
| YEAR | AVG | GP-GS | AB | R | H | 2B | 3B | HR | RBI | TB | SLG% | BB | HBP | SO | GDP | OB% | SF | SH | SB-ATT | PO | A | E | FLD% | | |
| 2022 | .000 | 4-2 | 5 | 1 | 0 | 0 | 0 | 0 | 0 | 0 | .000 | 0 | 0 | 0 | 0 | .000 | 0 | 0 | 0-0 | 3 | 2 | 0 | 1.000 | | |
| TOTAL | .000 | 4-2 | 5 | 1 | 0 | 0 | 0 | 0 | 0 | 0 | .000 | 0 | 0 | 0 | 0 | .000 | 0 | 0 | 0-0 | 3 | 2 | 0 | 1.000 | | |

Single-Game Highs

#1 SYDNEY PETERSON’S CAREER HIGHS

Runs scored: 1, South Alabama, Feb. 12, 2022
Hit by pitch: 2, South Alabama, Feb. 12, 2022
At bats: 1, South Alabama, Feb. 12, 2022
Stolen bases: 1, South Alabama, Feb. 12, 2022
Field Chances: 6, South Alabama, Feb. 11, 2022
Putouts: 4, Illinois, Feb. 13, 2022
Assists: 4, South Alabama, Feb. 11, 2022

#2 ALI KILPONEN’S CAREER HIGHS

Innings pitched: 8.1, at Florida State, May 28, 2021
Walks allowed: 5, 4 times
Strikeouts: 15, Campbell, March 7, 2020
Batters faced: 36, at Florida State, May 28, 2021
Field chances: 4, vs. Liberty, Feb. 21, 2021
Putouts: 1, 3 times
Assists: 3, vs. Arkansas, May 3, 2021; vs. Liberty, Feb. 21, 2021
Runners CS: 1, UL-Lafayette, May 23, 2021

#3 TAYLOR TIDWELL’S CAREER HIGHS

Hits: 2, 6 times
Doubles: 2, Florida A&M, Feb. 9, 2020
Triples: 1, Florida A&M, Feb. 8, 2020
Home runs: 1, 8 times
Total bases: 5, 3 times
RBI: 3, 2 times
Runs scored: 2, 4 times
Walks: 2, 5 times
Hit by pitch: 1, 5 times
Struck out: 2, 5 times
Sac flies: 1, 2 times
At bats: 4, at Kentucky, April 23, 2021
Stolen bases: 1, 4 times
Field chances: 9, 2 times
Putouts: 6, 2 times
Assists: 8, UL-Lafayette, May 23, 2021

#4 MCKENZIE REDOUTEY’S CAREER HIGHS

Hits: 1, South Alabama, Feb. 11, 2022
Total bases: 1, South Alabama, Feb. 11, 2022
Walks: 2, Central Arkansas, Feb. 12, 2022
Struck out: 1, 2 times
At bats: 3, South Alabama, Feb. 11, 2022
Stolen bases: 1, Central Arkansas, Feb. 12, 2022
Field chances: 1, 2 times
Putouts: 1, South Alabama, Feb. 11, 2022

#8 SAVANNAH STEWART’S CAREER HIGHS

Hits: 3, at Northwestern State, March 5, 2019
Doubles: 2, Alabama, May 3, 2019
Triples: 1, 4 times
Total bases: 5, South Alabama, March 10, 2020
RBI: 2, 4 times
Runs scored: 2, 8 times
Walks: 2, Iowa, Feb 8, 2019
Struck out: 2, 5 times
Sac flies: 1, 2 times
Sac bunts: 1, 3 times
At bats: 6, Texas Tech, May 18, 2019
Stolen bases: 1, 7 times
Caught stealing: 1, 2 times
Field chances: 8, at Northwestern State, March 5, 2019
Putouts: 7, Texas Tech, May 18, 2019
Assists: 1, 4 times

#11 SHELBY WICKERSHAM’S CAREER HIGHS

Innings pitched: 7.0, 7 times
Walks allowed: 4, 4 times
Strikeouts: 8, vs Colorado State, Feb. 29, 2020
Batters faced: 29, Florida, March 18, 2019
Field chances: 4, USC Upstate, March 1, 2019
Putouts: 1, 4 times
Assists: 4, USC Upstate, March 1, 2019
Runners CS: 2, Central Arkansas, Feb. 13, 2022

#13 DANIECA COFFEY’S CAREER HIGHS

Hits: 2, 6 times
Doubles: 1, 3 times
Triples: 1, 2 times
Total Bases: 4, vs. Liberty, Feb. 21, 2021
RBI: 2, Louisiana Tech, April 6, 2021
Run scored: 2, Texas A&M, March 21, 2021; vs. Liberty, Feb. 21, 2021
Walks: 1, 5 times
Struck out: 2, Texas A&M, March 20,2021; Southern Miss., March 2, 2021
Sac flies: 1, at NC State, April 17, 2021
At bats: 4, 5 times
Stolen bases: 1, 8 times
Field chances: 7, Louisiana Tech, April 6, 2021
Putouts: 5, Louisiana Tech, April 6, 2021
Assists: 4, Southern Miss., March 2, 2021

#17 TAYLOR PLEASANTS’ CAREER HIGHS

Hits: 3, 9 times
Doubles: 2, Auburn, May 8, 2021
Triples: 1, vs. Cal., Feb. 28, 2020
Home runs: 2, vs. Liberty, Feb. 21, 2021
Total bases: 10, vs. Liberty, Feb. 21, 2021
RBI: 6, vs. Liberty, Feb. 21, 2021
Runs scored: 4, Sam Houston State, Feb. 22, 2020
Walks: 5, Sam Houston State, Feb. 22, 2020
Hit by pitch: 3, UL-Lafayette, May 22, 2021
Struck out: 2, 3 times
Sac flies: 2, Illinois State, March 8, 2020
Sac bunts: 1, 3 times
At bats: 5, 3 times
Stolen bases: 1, 4 times
Field chances: 11, UL-Lafayette, Feb. 27, 2021
Putouts: 5, 2 times
Assists: 7, 2 times

#18 KENNEDI HOUSHMANDZADEH’S CAREER HIGHS

Hits: 1, at Southeastern La., March 16, 2021
Total bases: 1, at Southeastern La., March 16, 2021
Runs scored: 1, 3 times
Struck out: 1, 2 times
At bats: 2, Central Arkansas, Feb. 12, 2022
Stolen bases: 1, at Southeastern La., March 16, 2021
Field chances: 3, Central Arkansas, Feb. 12, 2022
Putouts: 3, Central Arkansas, Feb. 12, 2022

#20 JORDYN PERKINS’ CAREER HIGHS

Hits: 1, 7 times
Doubles: 1, McNeese St., May 21, 2021; Sam Houston State, Feb 22, 2020
Home runs: 1, 2 times
Total bases: 4, 2 times
RBI: 3, 2 times
Runs scored: 1, 5 times
Walks: 1, 6 times
Struck out: 2, at NC State, April 16, 2021
At bats: 2, 2 times
Field chances: 3, Campbell, March 6, 2020
Putouts: 2, Campbell, March 6, 2020
Assists: 1, 4 times

#21 TAYLOR EDWARDS’ CAREER HIGHS

Hits: 1, Florida A&M, Feb. 9, 2020
Doubles: 1, Florida A&M, Feb. 9, 2020
Total bases: 2, Florida A&M, Feb. 9, 2020
Runs scored: 1, Sam Houston State, Feb. 22, 2020
Walks: 1, Sam Houston State, Feb. 22, 2020
At bats: 1, 3 times
Innings pitched: 1.0, 4 times
Walks allowed: 2, Sam Houston State, Feb. 22, 2020
Strikeouts: 1, 3 times
Batters faced: 6, Sam Houston State, Feb. 22, 2020
Field chances: 1, Florida A&M, Feb. 9, 2020
Assists: 1, Florida A&M, Feb. 9, 2020

#23 BAYLEA BRANDON’S CAREER HIGHS

Struck out: 1, South Alabama, Feb. 12, 2022
At bats: 1, South Alabama, Feb. 12, 20202; Central Arkansas, Feb. 13, 2022

#24 HAYDEN BROWN’S CAREER HIGHS

Hits: 1, ULM, March 30, 2021
Total bases: 1, ULM, March 30, 2021
Runs scored: 1, ULM, March 30, 2021
Struck out: 1, Ole Miss, April 1, 2021; Southern Miss., March 2, 2021
At bats: 3, Ole Miss, April 1, 2021
Field chances: 3, ULM, March 30, 2021
Putouts: 3, ULM, March 30, 2021
Assists: 1, Louisiana Tech, April 6, 2021

#25 GEORGIA CLARK’S CAREER HIGHS

Hits: 3, at Florida State, May 28, 2021; Auburn, May 8, 2021
Doubles: 2, Sam Houston State, Feb. 22, 2020
Home runs: 2, South Alabama, Feb. 12, 2022
Total bases: 8, South Alabama, Feb. 12, 2022
RBI: 5, UL-Lafayette, May 23, 2021
Runs scored: 2, 7 times
Walks: 3, Florida A&M, Feb. 9, 2020
Hit by pitch: 1, at Southeastern La., March 16, 2021; vs. Liberty, Feb. 20, 2021
Struck out: 2, 4 times
Sac flies: 1, 5 times
Sac bunts: 1, Auburn May 7, 2021
At bats: 4, 14 times
Field chances: 12, Illinois, Feb. 13, 2022
Putouts: 10, 2 times
Assists: 2, Illinois, Feb. 13, 2022

#26 MORGAN CUMMINS’ CAREER HIGHS

Hits: 3, Iowa, Feb. 9, 2019
Doubles: 1, 8 times
Home runs: 1, 8 times
Total bases: 6, 2 times
RBI: 6, Sam Houston State, Feb. 21, 2020
Runs scored: 2, 3 times
Walks: 2, at Southeastern La., March 16, 2021
Hit by pitch: 2, at Tennessee, March 13, 2021
Struck out: 2, 3 times
Sac flies: 2, Sam Houston State, Feb. 22, 2020
Sac bunt: 1, 2 times
At bats: 4, 3 times
Field chances: 14, Lamar, March 20, 2019
Putouts: 14, Lamar, Mar 20, 2019
Assists: 3, at Florida State, May 28, 2021
Runners CS: 1, 11 times

Single-Game Highs

#27 SHELBI SUNSERI'S CAREER HIGHS

Hits: 3, UL-Lafayette, May 22, 2021; at Georgia, March 23, 2019
Doubles: 2, at Kentucky, April 25, 2021
Triples: 1, 5 times
Home runs: 2, South Alabama, Feb. 12, 2022; Tulsa, Feb. 8, 2019
Total bases: 8, South Alabama, Feb. 12, 2022; Tulsa, Feb. 8, 2019
RBI: 4, 5 times
Runs scored: 2, 11 times
Walks: 3, 6 times
Hit by pitch: 1, 14 times
Struck out: 3, 3 times
Sac flies: 1, 9 times
Sac bunts: 1, 4 times
At bats: 6, Ole Miss, April 6, 2018
Caught Stealing: 1, vs. Colorado State Feb. 29, 2020
Innings pitched: 13.0, Texas Tech, May 18, 2019
Walks allowed: 6, 2 times
Strikeouts: 10, Memphis, Feb. 22, 2019
Batters faced: 53, Texas Tech, May 18, 2019
Field chances: 4, Kentucky, April 14, 2019
Putouts: 1, 6 times
Assists: 4, Kentucky, April 14, 2019
Runners CS: 1, 5 times

#34 RAE LIN CHAFFIN'S CAREER HIGHS

Innings pitched: 4.0, Central Arkansas, Feb. 12, 2022
Walks allowed: 2, Central Arkansas, Feb. 12, 2022
Strikeouts: 5, Central Arkansas, Feb. 12, 2022
Batters faced: 20, Central Arkansas, Feb. 12, 2022

#37 MORGAN SMITH'S CAREER HIGHS

Hits: 1, North Dakota, Feb. 17, 2021
Total bases: 1, North Dakota, Feb. 17, 2021
RBI: 2, 1, North Dakota, Feb. 17, 2021
Runs scored: 3, North Dakota, Feb. 17, 2021
Walks: 2, 2 times
Hit by pitch: 1, North Dakota, Feb. 17, 2021
Struck out: 1, 3 times
At bats: 3, 2 times
Innings pitched: 7.0, Buffalo, Feb. 27, 2021
Walks allowed: 1, 2 times
Strikeouts: 3, Buffalo, Feb. 27, 2021, North Dakota, Feb. 17, 2021
Batters faced: 24, Buffalo, Feb. 27, 2021
Field chances: 4, Buffalo, Feb. 27, 2021
Putouts: 1, 2 times
Assists: 4, Buffalo, Feb. 27, 2021

#42 KK MADREY'S CAREER HIGHS

Runs scored: 1, 2 times
Stolen bases: 1, 2 times

#44 ALI NEWLAND'S CAREER HIGHS

Hits: 2, Illinois, Feb. 13, 2022
Doubles: 1, 3 times
Triples: 1, vs. Missouri, May 13, 2021
Home runs: 1, Texas, March 5, 2021; Southern Miss, March 2, 2021; North Dakota, Feb. 17, 2021
Total bases: 4, 3 times
RBI: 4, North Dakota, Feb. 17, 2021
Runs scored: 2, at Southeastern La., March 16, 2021
Walks: 1, 7 times
Hit by pitch: 1, Southern Miss, March 2, 2021
Struck out: 2, UL-Lafayette, May 22, 2021
At bats: 4, 2 times
Stolen bases: 1, Illinois, Feb. 13, 2022
Caught stealing: 1, Central Arkansas, Feb. 13, 2022
Field chances: 7, 2 times
Putouts: 7, South Alabama, Feb. 12, 2022
Assists: 3, Illinois, Feb. 13, 2022

#47 CAIT CALLAND'S CAREER HIGHS

Hits: 2, Florida A&M, Feb. 9, 2020
Triples: 1, Florida A&M, Feb. 9, 2020
Home Runs: 1, Texas, March 6, 2021
Total bases: 4, Texas, March 6, 2021; Florida A&M, Feb. 9, 2020
RBI: 2, Campbell, March 6, 2020
Runs scored: 3, Florida A&M, Feb. 9, 2020
Walks: 2, 3 times
Hit by pitch: 1, Belmont, Feb. 22, 2020
Struck out: 2, Ole Miss, April 3, 2021
At bats: 3, 4 times
Stolen bases: 1, 2 times
Field chances: 16, 2 times
Putouts: 16, 2 times
Assists: 1, 4 times
Runners CS: 2, Central Arkansas, Feb. 13, 2022

#55 RAELEEN GUTIERREZ'S CAREER HIGHS

Hits: 3, UL-Lafayette, May 22, 2021; Ole Miss, April 3, 2021
Doubles: 3, Ole Miss, April 3, 2021
Home runs: 1, UL-Lafayette, May 22, 2021; at NC State, April 17, 2021; at Southeastern La, March 16, 2021
Total bases: 7, UL-Lafayette, May 22, 2021
RBI: 4, at Southeastern La, March 16, 2021
Runs scored: 3, UL-Lafayette, May 22, 2021
Walks: 2, at Kentucky, April 25, 2021
Hit by pitch: 1, 2 times
Struck out: 2, 2 times
Sac flies: 1, 3 times
At bats: 5, at Missouri
Stolen bases: 1, 4 times
Caught stealing: 1, North Dakota, Feb. 16, 2020
Field chances: 10, Auburn, May 9, 2021
Putouts: 9, 4 times
Assists: 1, 10 times

#84 KARRINGTON HOUSHMANDZADEH'S CAREER HIGHS

Hits: 1, 4 times
Triples: 1, Florida A&M, Feb. 9, 2020
Total bases: 3, Florida A&M, Feb. 9, 2020
RBI: 3, Florida A&M, Feb. 9, 2020
Runs scored: 1, 18 times
Struck out: 1, at Southeastern La., March 16, 2021; at Georgia, March 23, 2019
At bats: 3, Belmont, Feb. 22, 2020
Stolen bases: 1, 4 times
Field chances: 2, ULM, March 30, 2021; North Dakota, Feb. 17, 2021
Putouts: 1, 8 times
Assists: 1, ULM, March 30, 2021; at Florida, March 27, 2021

#88 CIARA BRIGGS' CAREER HIGHS

Hits: 3, 6 times
Doubles: 1, 10 times
Triples: 1, 4 times
Total bases: 5, at NC State, April 17, 2021; Kansas, Feb. 13, 2021; McNeese St., Feb. 11, 2021
RBI: 3, McNeese St. Feb. 11, 2021
Runs scored: 3, at Missouri, April 11, 2021; Illinois State, March 8, 2020
Walks: 3, Oklahoma St. Feb. 26, 2021
Hit by pitch: 1, Belmont, Feb. 22, 2020
Struck out: 2, 8 times
Sac bunts: 1, 7 times
At bats: 5, UL-Lafayette, May 22, 2021; at Kentucky, April 25, 2021
Stolen bases: 3, Illinois State, March 8, 2020
Caught stealing: 1, Auburn, May 9, 2021
Field chances: 4, 5 times
Putouts: 4, 4 times
Assists: 2, at Alabama, Feb. 20, 2021

#99 PRESLEIGH PILON'S CAREER HIGHS

Runs scored: 1, Illinois, Feb. 11, 2022
At bats: 2, 2 times
Field chances: 2, 2 times
Putouts: 2, Central Arkansas, Feb. 13, 2022
Assists: 1, 2 times

Team Game Records

BATTING

AT-BATS

| | | |
|----|----------------------|----------|
| 61 | Ole Miss | 04/06/18 |
| 48 | Texas Tech | 05/18/19 |
| 48 | at Mississippi State | 04/16/16 |
| 48 | at Louisiana Tech | 03/15/16 |
| 48 | ULL | 05/20/06 |
| 48 | Michigan | 05/27/04 |

RUNS SCORED

| | | |
|----|-------------------|----------|
| 30 | at Louisiana Tech | 03/15/16 |
| 21 | Campbell | 03/06/20 |
| 20 | Sam Houston State | 02/22/20 |
| 20 | Grambling State | 02/15/06 |
| 20 | Nicholls State | 04/01/04 |
| 20 | Alcorn State | 02/20/04 |
| 19 | Four times | |

HITS

| | | |
|----|-------------------|----------|
| 27 | at Louisiana Tech | 03/15/16 |
| 21 | Alcorn State | 02/20/04 |
| 21 | Jackson State | 02/28/03 |
| 21 | Boston College | 03/03/00 |
| 19 | Three times | |

DOUBLES

| | | |
|---|-------------------|----------|
| 8 | Grambling State | 02/15/06 |
| 7 | Tulsa | 02/08/19 |
| 7 | Jackson State | 02/28/03 |
| 7 | Mississippi State | 04/04/98 |
| 6 | Three times | |

TRIPLES

| | | |
|---|------------------|----------|
| 3 | Eastern Illinois | 02/06/15 |
| 3 | Penn State | 02/17/14 |
| 3 | Alcorn State | 02/20/04 |
| 3 | Arkansas | 04/22/03 |
| 2 | 36 times | |

HOME RUNS

| | | |
|---|-------------------|----------|
| 7 | at Louisiana Tech | 03/15/16 |
| 5 | at Texas A&M | 03/08/19 |
| 5 | at McNeese State | 04/03/18 |
| 5 | Stanford | 05/19/07 |
| 5 | Hawai`i | 05/15/03 |
| 5 | Auburn | 04/27/03 |
| 5 | Cal Poly | 02/15/03 |
| 4 | 10 times | |

RUNS BATTED IN

| | | |
|----|-------------------|----------|
| 27 | at Louisiana Tech | 03/15/16 |
| 20 | Nicholls State | 04/01/04 |
| 20 | Sam Houston State | 02/22/20 |
| 20 | Campbell | 03/06/20 |
| 19 | Tulsa | 02/07/19 |
| 19 | Texas Southern | 02/20/06 |
| 19 | Alcorn State | 02/20/04 |
| 18 | North Dakota | 02/17/21 |
| 18 | Grambling State | 02/15/06 |

WALKS

| | | |
|----|----------------------|----------|
| 14 | Sam Houston State | 02/22/20 |
| 12 | North Dakota | 02/17/21 |
| 12 | at Mississippi State | 04/16/16 |
| 12 | SIU Edwardsville | 02/07/14 |
| 11 | Kentucky | 04/13/19 |
| 11 | Mississippi State | 03/26/03 |

TOTAL BASES

| | | |
|----|------------------|----------|
| 52 | at Louisina Tech | 03/15/16 |
| 36 | Alcorn State | 02/20/04 |
| 32 | Campbell | 03/06/20 |
| 32 | Southern Miss | 02/22/04 |
| 31 | at Texas A&M | 03/08/19 |

HIT-BY-PITCHES

| | | |
|---|-------------------|----------|
| 7 | South Alabama | 03/05/10 |
| 6 | Mississippi State | 04/11/10 |
| 5 | South Alabama | 04/23/14 |
| 5 | Ole Miss | 04/22/11 |
| 4 | 15 times | |

STOLEN BASES

| | | |
|----|----------------|----------|
| 10 | Nicholls State | 02/16/08 |
| 9 | Bucknell | 03/21/98 |
| 8 | Seven times | |

SACRIFICE FLIES

| | | |
|---|------------------------|----------|
| 3 | Sam Houston State | 02/22/20 |
| 3 | Cal State Northridge | 02/18/12 |
| 3 | Texas Southern | 02/22/06 |
| 3 | Southeastern Louisiana | 02/07/04 |

SACRIFICE HITS

| | | |
|---|--|----------|
| 4 | Eight times, most recently against ... | |
| 4 | Central Connecticut State | 05/17/13 |
| 4 | Troy | 02/25/07 |
| 4 | Ole Miss | 04/17/04 |
| 4 | Georgia | 04/16/99 |
| 4 | ULL | 03/16/99 |

STRIKEOUTS

| | | |
|----|---------------|----------|
| 21 | Southern Miss | 05/20/00 |
| 20 | Washington | 03/03/07 |
| 15 | Georgia | 04/27/12 |
| 15 | Arizona State | 05/25/07 |
| 15 | California | 02/24/01 |

RUNNERS LEFT ON-BASE

| | | |
|----|----------------------|----------|
| 20 | Texas Tech | 05/18/19 |
| 20 | at Mississippi State | 04/16/16 |
| 17 | Auburn | 03/09/18 |
| 16 | Ole Miss | 04/17/04 |

PITCHING

INNINGS PITCHED

| | | |
|------|-------------------|----------|
| 19.0 | Ole Miss | 04/06/18 |
| 15.0 | Georgia | 04/27/12 |
| 14.0 | Mississippi State | 03/08/13 |
| 14.0 | Alabama | 04/08/11 |

BATTERS FACED

| | | |
|----|---------------|----------|
| 68 | Ole Miss | 04/06/18 |
| 62 | Georgia | 04/27/12 |
| 59 | Alabama | 04/08/11 |
| 54 | Southern Miss | 05/20/00 |
| 53 | Texas Tech | 05/18/19 |
| 53 | Missouri | 05/27/12 |

STRIKEOUTS

| | | |
|----|--------------------|----------|
| 22 | Mississippi State | 03/08/13 |
| 19 | Oklahoma | 05/26/01 |
| 18 | Syracuse | 05/20/11 |
| 17 | Missouri | 05/27/12 |
| 17 | Ole Miss | 04/18/03 |
| 17 | Alabama | 04/06/02 |
| 17 | Florida | 03/09/02 |
| 17 | Northwestern State | 05/16/02 |
| 17 | Texas-San Antonio | 03/12/00 |

STRIKEOUTS LOOKING

| | | |
|----|-------------------|----------|
| 10 | Ole Miss | 04/18/03 |
| 9 | Mississippi State | 03/08/13 |
| 8 | Syracuse | 05/20/11 |
| 8 | Southern Miss | 02/24/07 |
| 8 | Oklahoma | 05/26/01 |

RUNS ALLOWED

| | | |
|----|------------|----------|
| 14 | California | 02/19/12 |
| 14 | Arizona | 02/27/06 |
| 13 | Six times | |

EARNED RUNS ALLOWED

| | | |
|----|------------------|----------|
| 14 | California | 02/19/12 |
| 13 | at No. 5 Alabama | 02/21/21 |
| 13 | Arizona | 05/18/14 |
| 11 | Four times | |
| 10 | Five times | |

HITS ALLOWED

| | | |
|----|-------------------|----------|
| 18 | California | 02/26/11 |
| 18 | Arizona | 02/27/06 |
| 17 | Mississippi State | 03/26/03 |
| 15 | South Alabama | 03/27/13 |
| 14 | Arizona | 05/18/14 |
| 14 | UCLA | 02/17/02 |

WALKS ALLOWED

| | | |
|----|-------------------|----------|
| 11 | Florida | 03/14/14 |
| 10 | ULL | 05/18/08 |
| 9 | at Missouri | 04/25/15 |
| 9 | Mississippi State | 04/30/11 |
| 9 | Alabama | 03/26/05 |

DOUBLES ALLOWED

| | | |
|---|----------|----------|
| 6 | Florida | 03/29/08 |
| 5 | Alabama | 04/06/08 |
| 5 | Ole Miss | 03/29/97 |
| 4 | 12 times | |

TRIPLES ALLOWED

| | | |
|---|-------------------------------------|----------|
| 2 | Five times most recently against... | |
| 2 | Florida State | 04/03/13 |
| 2 | Auburn | 04/23/05 |
| 2 | Louisville | 02/12/05 |

HOME RUNS ALLOWED

| | | |
|---|-------------|----------|
| 5 | Florida | 03/09/11 |
| 5 | Arizona | 02/10/01 |
| 4 | Eight times | |

FIELDING

PUTOUTS

| | | |
|----|-------------------|----------|
| 57 | Ole Miss | 04/06/18 |
| 45 | Georgia | 04/27/12 |
| 42 | Mississippi State | 03/08/13 |
| 42 | Alabama | 04/08/11 |
| 39 | Four Times | |

ASSISTS

| | | |
|----|----------------------|----------|
| 27 | Ole Miss | 04/06/18 |
| 19 | Alabama | 04/08/11 |
| 19 | Stetson | 03/22/97 |
| 18 | at Mississippi State | 04/16/16 |
| 18 | Iowa | 05/26/01 |

ERRORS

| | | |
|---|------------------------------------|----------|
| 6 | Alabama | 03/12/16 |
| 5 | Six times most recently against... | |
| 5 | Florida Atlantic | 02/28/15 |
| 5 | Oregon | 03/01/13 |
| 5 | Troy | 03/09/12 |

DOUBLE PLAYS

| | | |
|---|-------------------|----------|
| 3 | ULL | 05/22/17 |
| 3 | Mississippi State | 04/11/10 |
| 3 | South Carolina | 05/10/03 |
| 3 | Ole Miss | 04/01/00 |
| 2 | 33 times | |

Individual Game Records

BATTING

AT-BATS

| | | | |
|---|----------------|----------|----------|
| 8 | Aliyah Andrews | Ole Miss | 04/06/18 |
| 8 | Amanda Doyle | Ole Miss | 04/06/18 |

RUNS SCORED

| | | | |
|---|-------------------------|-------------------|----------|
| 4 | 19, most recently by... | | |
| 4 | Taylor Pleasants | Sam Houston State | 02/22/20 |
| 4 | Bailey Landry | at Louisiana Tech | 03/15/16 |
| 4 | Bianka Bell | at Louisiana Tech | 03/15/16 |
| 4 | Kellsie Kloss | at Louisiana Tech | 03/15/16 |
| 4 | Jenna Kreamer | at Louisiana Tech | 03/15/16 |
| 4 | Amber Serrett | at Louisiana Tech | 03/15/16 |

RUNS BATTED IN

| | | | |
|---|---------------|---------------------|----------|
| 9 | Bianka Bell | at Louisiana Tech | 03/15/16 |
| 9 | Kellsie Kloss | vs. Bethune-Cookman | 02/19/16 |

HITS

| | | | |
|---|------------------|-------------------|----------|
| 5 | Sahvanna Jaquish | South Carolina | 04/19/14 |
| 5 | Juliana Santos | Arkansas | 04/01/11 |
| 5 | Lauren Castle | Mississippi State | 03/31/05 |

DOUBLES

| | | | |
|---|-------------------|---------------|----------|
| 3 | Raeleen Gutierrez | Ole Miss | 04/03/21 |
| 3 | Amanda Sanchez | Tulsa | 02/08/19 |
| 3 | Allison Falcon | Louisville | 05/16/14 |
| 3 | Tessa Lynam | Jackson State | 02/28/03 |
| 3 | Tyra Perry | Butler | 03/11/98 |

TRIPLES

| | | | |
|---|-------------------------------|-------------------|----------|
| 2 | 13 times, most recently by... | | |
| 2 | Constance Quinn | Bethune-Cookman | 02/23/17 |
| 2 | A.J. Andrews | Stephen F. Austin | 03/06/15 |
| 2 | A.J. Andrews | Eastern Illinois | 02/06/15 |
| 2 | Allison Falcon | Penn State | 02/17/14 |
| 2 | Leslie Klein | Alcorn State | 02/20/04 |

HOME RUNS

| | | | |
|---|---------------|-------------------|----------|
| 3 | Bianka Bell | at Louisiana Tech | 03/15/16 |
| 3 | Kellsie Kloss | at Louisiana Tech | 03/15/16 |

TOTAL BASES

| | | | |
|----|---------------|-------------------|----------|
| 14 | Kellsie Kloss | at Louisiana Tech | 03/15/16 |
| 13 | Ashlee Ducote | South Carolina | 04/14/00 |

WALKS

| | | | |
|---|------------------|-------------------|----------|
| 5 | Taylor Pleasants | Sam Houston State | 02/22/20 |
|---|------------------|-------------------|----------|

INTENTIONAL WALKS

| | | | |
|---|----------------|-------------|----------|
| 3 | Shelbi Sunseri | USC Upstate | 03/01/19 |
| 3 | Stephanie Hill | Ole Miss | 04/17/04 |

HIT-BY-PITCHES

| | | | |
|---|------------------|------------------------|----------|
| 3 | Taylor Pleasants | ULL | 05/22/21 |
| 3 | Lauren Houston | Mississippi Valley St. | 03/10/12 |
| 3 | Anissa Young | Arizona | 02/25/11 |

STOLEN BASES

| | | | |
|---|-------------------|-------------------|----------|
| 4 | Aliyah Andrews | Oregon State | 02/17/18 |
| 4 | Cassie Trosclair | Sacred Heart | 05/21/11 |
| 4 | Dee Dee Henderson | Texas-San Antonio | 03/13/07 |

SACRIFICE FLIES

| | | | |
|---|-------------------------------|-------------------|----------|
| 2 | 9 times, most recently by ... | | |
| 2 | Taylor Pleasants | Illinois State | 03/08/20 |
| 2 | Morgan Cummins | Sam Houston State | 02/22/20 |
| 2 | Sahvanna Jaquish | vs. Arizona | 02/20/15 |
| 2 | Sandra Simmons | Penn State | 02/17/14 |
| 2 | Juliana Santos | Mississippi State | 04/29/11 |
| 2 | Anissa Young | South Carolina | 03/14/10 |

SACRIFICE HITS

| | | | |
|---|-------------|---------|----------|
| 3 | Tara Asbill | Alabama | 05/05/00 |
|---|-------------|---------|----------|

STRIKEOUTS

| | | | |
|---|--------------|---------------|----------|
| 5 | Ashley Lewis | Southern Miss | 05/20/00 |
|---|--------------|---------------|----------|

PITCHING

INNINGS PITCHED

| | | | |
|------|------------------|----------|----------|
| 19.0 | Allie Walljasper | Ole Miss | 04/06/18 |
|------|------------------|----------|----------|

BATTERS FACED

| | | | |
|----|------------------|----------|----------|
| 68 | Allie Walljasper | Ole Miss | 04/06/18 |
|----|------------------|----------|----------|

STRIKEOUTS

| | | | |
|----|--------------|-------------------|----------|
| 22 | Rachele Fico | Mississippi State | 03/08/13 |
|----|--------------|-------------------|----------|

STRIKEOUTS LOOKING

| | | | |
|----|-----------------|----------|----------|
| 10 | Kristin Schmidt | Ole Miss | 04/18/03 |
|----|-----------------|----------|----------|

STRIKEOUTS (SEVEN-INNING GAME)

| | | | |
|----|--------------|---------|----------|
| 17 | Britni Sneed | Florida | 03/09/02 |
|----|--------------|---------|----------|

MOST RUNS ALLOWED

| | | | |
|----|-------------|-------------------|----------|
| 12 | Tessa Lynam | Mississippi State | 03/26/03 |
|----|-------------|-------------------|----------|

MOST EARNED RUNS ALLOWED

| | | | |
|----|-----------------|---------|----------|
| 10 | Baylee Corbello | Arizona | 05/18/14 |
|----|-----------------|---------|----------|

MOST HITS ALLOWED

| | | | |
|----|-------------|-------------------|----------|
| 15 | Tessa Lynam | Mississippi State | 03/26/03 |
|----|-------------|-------------------|----------|

MOST WALKS ALLOWED

| | | | |
|---|-----------------|---------|----------|
| 9 | Baylee Corbello | Florida | 03/14/14 |
| 9 | Baylee Corbello | Arizona | 05/18/14 |
| 9 | Dani Hofer | ULL | 05/18/08 |

MOST DOUBLES ALLOWED

| | | | |
|---|------------|---------|----------|
| 6 | Dani Hofer | Florida | 03/29/08 |
|---|------------|---------|----------|

MOST TRIPLES ALLOWED

| | | | |
|---|---------------|---------------|----------|
| 2 | Rachele Fico | Florida State | 04/03/13 |
| 2 | Megan Jolly | Louisville | 02/12/05 |
| 2 | Brandi Landry | Alabama | 03/09/97 |
| 2 | Brandi Landry | Alabama | 05/09/98 |

MOST HOME RUNS ALLOWED

| | | | |
|---|--------------|--------------|----------|
| 4 | Emily Turner | Fresno State | 02/26/05 |
|---|--------------|--------------|----------|

MOST WILD PITCHES

| | | | |
|---|---------------|-------------------|----------|
| 4 | Carley Hoover | vs. Florida State | 05/26/18 |
|---|---------------|-------------------|----------|

FIELDING

PUTOUTS

| | | | |
|----|--------------|----------|----------|
| 26 | Amanda Doyle | Ole Miss | 04/06/18 |
|----|--------------|----------|----------|

ASSISTS

| | | | |
|----|---------------|----------|----------|
| 10 | Becca Schulte | Ole Miss | 04/06/18 |
|----|---------------|----------|----------|

ERRORS

| | | | |
|---|--------------|---------|----------|
| 4 | Andrea Smith | Arizona | 05/26/06 |
| 4 | Andrea Smith | ULL | 05/20/06 |
| 4 | Tara Asbill | Alabama | 05/03/97 |

Team Season Records

BATTING

GAMES PLAYED

| | |
|----|------|
| 72 | 2000 |
| 72 | 1998 |
| 70 | 2017 |
| 70 | 2016 |
| 70 | 2001 |
| 69 | 2006 |
| 69 | 2004 |

BATTING AVERAGE

| | |
|------|-------|
| .344 | 2020* |
| .335 | 2015 |
| .334 | 1998 |
| .316 | 2016 |
| .314 | 2014 |
| .310 | 2004 |
| .310 | 2000 |

SLUGGING PERCENTAGE

| | |
|------|-------|
| .543 | 2020* |
| .523 | 2015 |
| .507 | 2019 |
| .498 | 2014 |
| .475 | 2016 |
| .475 | 1998 |

ON-BASE PERCENTAGE

| | |
|------|-------|
| .440 | 2020* |
| .425 | 2015 |
| .423 | 2016 |
| .412 | 2014 |
| .406 | 2019 |

AT-BATS

| | |
|------|------|
| 1951 | 2000 |
| 1879 | 2004 |
| 1837 | 1998 |
| 1828 | 2016 |
| 1799 | 2001 |

RUNS SCORED

| | |
|-----|------|
| 428 | 2015 |
| 405 | 2016 |
| 385 | 2004 |
| 377 | 1998 |
| 365 | 2000 |

HITS

| | |
|-----|------|
| 613 | 1998 |
| 605 | 2000 |
| 583 | 2004 |
| 577 | 2016 |
| 565 | 2015 |

DOUBLES

| | |
|-----|------|
| 113 | 1998 |
| 102 | 2007 |
| 102 | 2006 |
| 99 | 2003 |
| 94 | 2016 |

TRIPLES

| | |
|----|------|
| 33 | 1998 |
| 24 | 2002 |
| 22 | 2015 |
| 22 | 2000 |
| 22 | 1999 |
| 21 | 1997 |

HOME RUNS

| | |
|----|------|
| 74 | 2019 |
| 65 | 2014 |
| 64 | 2021 |
| 62 | 2015 |
| 60 | 2004 |
| 58 | 2007 |
| 57 | 2008 |

RUNS BATTED IN

| | |
|-----|------|
| 392 | 2015 |
| 363 | 2016 |
| 336 | 2004 |
| 331 | 2019 |
| 323 | 2014 |

TOTAL BASES

| | |
|-----|------|
| 884 | 2015 |
| 875 | 2004 |
| 873 | 1998 |
| 868 | 2016 |
| 842 | 2007 |

WALKS

| | |
|-----|------|
| 315 | 2016 |
| 258 | 2015 |
| 238 | 2014 |
| 234 | 2019 |
| 222 | 2003 |

INTENTIONAL WALKS

| | |
|----|------|
| 13 | 2000 |
| 11 | 2002 |
| 9 | 2004 |
| 9 | 2003 |
| 9 | 1999 |

HIT-BY-PITCHES

| | |
|----|------|
| 86 | 2011 |
| 80 | 2010 |
| 60 | 2012 |
| 57 | 2019 |
| 57 | 2013 |
| 47 | 2001 |

SACRIFICE HITS

| | |
|----|------|
| 64 | 1997 |
| 61 | 1999 |
| 56 | 2000 |
| 55 | 1998 |
| 52 | 2006 |

SACRIFICE FLIES

| | |
|----|------|
| 30 | 2006 |
| 27 | 1998 |
| 25 | 2015 |
| 21 | 2019 |
| 19 | 2000 |

STOLEN BASES

| | |
|-----|------|
| 142 | 2000 |
| 129 | 1998 |
| 125 | 2010 |
| 104 | 2001 |
| 102 | 1999 |

STOLEN BASE PERCENTAGE

| | |
|----------------|-------|
| .926 (75-81) | 2019 |
| .924 (61-66) | 2021 |
| .916 (77-84) | 2018 |
| .912 (125-137) | 2010 |
| .897 (35-39) | 2020* |
| .892 (99-111) | 2008 |

STRIKEOUTS

| | |
|-----|------|
| 311 | 2007 |
| 299 | 2012 |
| 284 | 2011 |
| 281 | 2003 |
| 280 | 2004 |
| 280 | 2001 |

STRIKEOUTS LOOKING

| | |
|-----|------|
| 101 | 2011 |
| 100 | 2012 |
| 94 | 2004 |
| 92 | 2003 |
| 88 | 2001 |

PITCHING

MOST INNINGS PITCHED

| | |
|-------|------|
| 497.1 | 2000 |
| 472.0 | 2004 |
| 469.0 | 2001 |
| 466.0 | 2002 |
| 464.2 | 1998 |

MOST AT-BATS AGAINST

| | |
|------|------|
| 1761 | 2004 |
| 1759 | 2016 |
| 1715 | 2000 |
| 1705 | 1998 |
| 1697 | 2017 |

LOWEST EARNED RUN AVERAGE

| | |
|------|-------|
| 0.85 | 2001 |
| 0.87 | 2002 |
| 0.95 | 2020* |
| 1.11 | 2000 |
| 1.20 | 1999 |
| 1.22 | 2007 |

LOWEST OPPONENT AVERAGE

| | |
|------|-------|
| .140 | 2001 |
| .156 | 2020* |
| .159 | 2002 |
| .159 | 2000 |
| .176 | 2007 |
| .184 | 2018 |

MOST STRIKEOUTS

| | |
|-----|------|
| 696 | 2002 |
| 602 | 2001 |
| 552 | 2007 |
| 491 | 2006 |
| 490 | 2003 |

MOST STRIKEOUTS LOOKING

| | |
|-----|------|
| 204 | 2002 |
| 197 | 2007 |
| 184 | 2004 |
| 179 | 2001 |
| 177 | 2003 |

MOST STRIKEOUTS PER 7 INNINGS

| | |
|-------|------|
| 10.45 | 2002 |
| 8.99 | 2001 |
| 8.47 | 2011 |
| 8.42 | 2007 |
| 7.64 | 2008 |

FEWEST WALKS ALLOWED

| | |
|-----|-------|
| 43 | 2020* |
| 54 | 1997 |
| 70 | 2002 |
| 76 | 1998 |
| 78 | 2004 |
| 103 | 1999 |

FEWEST WALKS PER 7 INNINGS

| | |
|------|------|
| 0.95 | 1997 |
| 1.05 | 2002 |
| 1.14 | 1998 |
| 1.16 | 2004 |
| 1.61 | 1999 |

FEWEST INTENTIONAL WALKS

| | |
|---|------|
| 0 | 2021 |
| 0 | 1998 |
| 0 | 1997 |
| 0 | 2015 |
| 1 | 2012 |
| 1 | 2011 |
| 1 | 2005 |
| 1 | 2014 |

MOST COMPLETE GAMES

| | |
|----|------|
| 59 | 2004 |
| 56 | 2006 |
| 54 | 2003 |
| 51 | 2012 |
| 51 | 2002 |

MOST SHUTOUTS

| | |
|----|------|
| 35 | 2002 |
| 34 | 2001 |
| 31 | 2006 |
| 29 | 2000 |

MOST SAVED

| | |
|---|------|
| 7 | 2019 |
| 6 | 2015 |
| 6 | 1999 |
| 5 | 2010 |
| 5 | 2000 |
| 5 | 1998 |

FEWEST RUNS ALLOWED

| | |
|-----|-------|
| 29 | 2020* |
| 79 | 2002 |
| 84 | 2001 |
| 103 | 2007 |
| 104 | 2010 |
| 106 | 1999 |

FEWEST EARNED RUNS ALLOWED

| | |
|----|-------|
| 20 | 2020* |
| 57 | 2001 |
| 58 | 2002 |
| 76 | 1997 |
| 77 | 1999 |
| 79 | 2000 |

FEWEST HITS ALLOWED

| | |
|-----|-------|
| 80 | 2020* |
| 225 | 2001 |
| 259 | 2002 |
| 272 | 2000 |
| 283 | 2005 |
| 285 | 2007 |

FEWEST DOUBLES ALLOWED

| | |
|----|-------|
| 10 | 2020* |
| 25 | 2015 |
| 29 | 2001 |
| 33 | 2002 |
| 34 | 2007 |

FEWEST TRIPLES ALLOWED

| | |
|---|-------|
| 0 | 2020* |
| 0 | 2014 |
| 0 | 2007 |
| 0 | 2001 |
| 1 | 2010 |
| 2 | 2019 |
| 2 | 2017 |

FEWEST HOME RUNS ALLOWED

| | |
|----|-------|
| 4 | 1997 |
| 6 | 2020* |
| 7 | 1999 |
| 12 | 1998 |
| 14 | 1999 |
| 18 | 2000 |

FEWEST WILD PITCHES

| | |
|----|-------|
| 8 | 2013 |
| 9 | 2007 |
| 10 | 2020* |
| 10 | 2004 |
| 11 | 1997 |
| 12 | 2006 |

FEWEST HIT BATTERS

| | |
|----|-------|
| 6 | 2020* |
| 14 | 1998 |
| 14 | 1997 |
| 17 | 2004 |
| 17 | 2002 |
| 18 | 1999 |

MOST NO-HITTERS

| | |
|---|-------|
| 6 | 2002 |
| 6 | 2001 |
| 5 | 2003 |
| 4 | 2007 |
| 3 | 2020* |
| 3 | 2006 |
| 3 | 1998 |

FIELDING

HIGHEST FIELDING PERCENTAGE

| | |
|------|------|
| .976 | 2010 |
| .975 | 2018 |
| .974 | 2008 |
| .973 | 2011 |
| .971 | 2002 |

MOST CHANCES

| | |
|------|------|
| 2136 | 2000 |
| 2087 | 1998 |
| 2015 | 2017 |
| 2001 | 2016 |
| 1972 | 2004 |

MOST PUTOUTS

| | |
|------|------|
| 1492 | 2000 |
| 1415 | 2004 |
| 1407 | 2001 |
| 1398 | 2002 |
| 1394 | 1998 |

MOST ASSISTS

| | |
|-----|------|
| 619 | 1998 |
| 583 | 1997 |
| 573 | 2017 |
| 573 | 2000 |
| 551 | 1999 |

FEWEST ERRORS

| | |
|----|-------|
| 19 | 2020* |
| 41 | 2010 |
| 42 | 2008 |
| 45 | 2011 |
| 48 | 2018 |
| 50 | 2014 |

MOST DOUBLE PLAYS

| | |
|----|------|
| 31 | 1998 |
| 27 | 2000 |
| 23 | 2004 |
| 22 | 2021 |
| 22 | 2010 |
| 22 | 2017 |

FEWEST STOLEN BASES AGAINST

| | |
|----|-------|
| 12 | 2020* |
| 25 | 1998 |
| 27 | 2005 |
| 27 | 2006 |
| 28 | 2021 |
| 28 | 1999 |
| 29 | 2017 |

MOST CAUGHT STEALING

| | |
|----|------|
| 22 | 1998 |
| 21 | 2012 |
| 21 | 2004 |
| 20 | 2007 |
| 19 | 1999 |
| 18 | 2002 |

MOST RUNNERS PICKED OFF


| | |
|---|------|
| 6 | 1999 |
| 5 | 2007 |
| 5 | 2004 |
| 5 | 2002 |
| 5 | 2001 |
| 5 | 1998 |

FEWEST PASSED BALLS

| | |
|---|-------|
| 1 | 2006 |
| 2 | 2007 |
| 2 | 2003 |
| 3 | 2008 |
| 3 | 2020* |
| 6 | 2015 |
| 6 | 2010 |

*2020 season cut short due to the pandemic (24 games)

Team Season Records



BATTING LOWS

| | | |
|-------------------------------|------|-------------------|
| Fewest Games Played | 24 | 2020 |
| Lowest Batting Average | .220 | 2012 |
| Lowest Slugging Percentage | .285 | 2012 |
| Lowest On-Base Percentage | .329 | 1997 |
| Fewest At-Bats | 582 | 2020 |
| Fewest Runs Scored | 172 | 2020 |
| Fewest Hits | 200 | 2020 |
| Fewest Doubles | 40 | 2011 |
| Fewest Triples | 5 | 2010, 2013 |
| Fewest Home Runs | 13 | 2012 |
| Fewest Runs Batted In | 155 | 2020 |
| Fewest Total Bases | 316 | 2020 |
| Fewest Walks | 74 | 1997 |
| Fewest Hit-by-Pitch | 14 | 2020 |
| Fewest Sacrifice Hits | 9 | 2020 |
| Fewest Sacrifice Flies | 9 | 2001, 2009 & 2011 |
| Fewest Stolen Bases | 35 | 2020 |
| Lowest Stolen Base Percentage | .765 | 2011 |
| Fewest Strikeouts | 80 | 2020 |
| Fewest Strikeouts Looking | 19 | 2020 |

PITCHING HIGHS

| | | |
|----------------------------------|-------|------|
| Fewest Innings Pitched | 148.0 | 2020 |
| Fewest At-Bats Against | 513 | 2020 |
| Highest ERA | 3.23 | 2014 |
| Highest Opponent Batting Average | .269 | 2021 |
| Fewest Strikeouts | 151 | 2020 |
| Fewest Strikeouts Per 7 Innings | 3.12 | 1997 |
| Fewest Strikeouts Looking | 38 | 2020 |

| | | |
|--------------------------|------|---|
| Most Walks | 261 | 2014 |
| Most Walks Per 7 Innings | 4.56 | 2014 |
| Most Intentional Walks | 15 | 2008 |
| Fewest Complete Games | 15 | 2020 |
| Fewest Shutouts | 5 | 2021 |
| Fewest Saves | 1 | 2005 & 2014 |
| Most Runs Allowed | 220 | 2014 |
| Most Earned Runs Allowed | 185 | 2014 |
| Most Hits Allowed | 386 | 2016 |
| Most Doubles Allowed | 59 | 1997 |
| Most Triples Allowed | 11 | 1998 |
| Most Home Runs Allowed | 43 | 2008 |
| Most Wild Pitches | 42 | 1999 |
| Most Hit Batters | 59 | 2014 |
| Fewest No-Hitters | 0 | 1997, 2004, 2005, 2008 2010, 2012 & 2021 |

FIELDING LOWS

| | | |
|----------------------------|------|------------|
| Lowest Fielding Percentage | .958 | 2016 |
| Fewest Chances | 601 | 2020 |
| Fewest Putouts | 444 | 2020 |
| Fewest Assists | 138 | 2020 |
| Most Errors | 84 | 2016 |
| Fewest Double Plays Turned | 7 | 2006, 2020 |
| Most Stolen Bases Against | 65 | 2012, 2018 |
| Fewest Caught Stealing | 3 | 2020 |
| Most Passed Balls | 22 | 2000, 2021 |

Individual Season Records

BATTING

GAMES PLAYED

| | | |
|----|--------------------|------|
| 72 | Stephanie Hastings | 2000 |
| 72 | Stacey Newton | 2000 |
| 72 | Tara Asbill | 1998 |
| 72 | Jodi Otten | 1998 |
| 72 | Stacey Newton | 1998 |

GAMES STARTED

| | | |
|----|--------------------|------|
| 72 | Stephanie Hastings | 2000 |
| 72 | Tara Asbill | 1998 |
| 71 | Four with | |

BATTING AVERAGE (MIN. 100 AT-BATS)

| | | |
|------|--------------------|------|
| .431 | Ashlee Ducote | 2000 |
| .426 | Bailey Landry | 2015 |
| .426 | Kirsten Shortridge | 2009 |
| .415 | Bianka Bell | 2015 |
| .410 | Kirsten Shortridge | 2010 |

SLUGGING PERCENTAGE (MIN. 100 AT-BATS)

| | | |
|------|------------------|------|
| .790 | Bianka Bell | 2015 |
| .748 | Shelbi Sunseri | 2019 |
| .716 | Ashlee Ducote | 2000 |
| .699 | Sahvanna Jaquish | 2014 |
| .667 | Bianka Bell | 2016 |

ON-BASE PCT. (MIN. 100 AT-BATS)

| | | |
|------|------------------|------|
| .541 | Bianka Bell | 2016 |
| .529 | Amanda Sanchez | 2019 |
| .526 | Ashlee Ducote | 2000 |
| .500 | Bianka Bell | 2015 |
| .514 | Sahvanna Jaquish | 2017 |

AT-BATS

| | | |
|-----|-----------------|------|
| 240 | LaDonia Hughes | 2004 |
| 231 | Leslie Klein | 2004 |
| 230 | Emily Griggs | 2017 |
| 229 | Bailey Landry | 2017 |
| 228 | Sara Fitzgerald | 2003 |

RUNS SCORED

| | | |
|----|--------------------|------|
| 70 | Bianka Bell | 2015 |
| 65 | A.J. Andrews | 2015 |
| 65 | Dee Douglas | 1999 |
| 61 | Aliyah Andrews | 2019 |
| 61 | Stephanie Hastings | 2001 |
| 60 | Bianka Bell | 2016 |

HITS

| | | |
|----|--------------------|------|
| 92 | Bailey Landry | 2017 |
| 91 | Ashlee Ducote | 2000 |
| 89 | Bailey Landry | 2015 |
| 89 | Kirsten Shortridge | 2010 |
| 85 | Tara Asbill | 1998 |

DOUBLES

| | | |
|----|------------------|------|
| 22 | Leslie Klein | 2007 |
| 20 | Ashlee Ducote | 1999 |
| 19 | Sahvanna Jaquish | 2016 |
| 19 | Leslie Klein | 2004 |
| 19 | Tara Asbill | 1998 |
| 19 | Bianka Bell | 2015 |

TRIPLES

| | | |
|----|---------------|------|
| 14 | Trena Peel | 2002 |
| 9 | Bailey Landry | 2017 |
| 9 | Jodi Otten | 1998 |
| 8 | A.J. Andrews | 2015 |
| 8 | Ashlee Ducote | 2000 |
| 8 | Tara Asbill | 1998 |

HOME RUNS

| | | |
|----|------------------|------|
| 18 | Bianka Bell | 2015 |
| 17 | Shemiah Sanchez | 2019 |
| 17 | Shelbi Sunseri | 2019 |
| 17 | Sahvanna Jaquish | 2015 |
| 17 | Sahvanna Jaquish | 2014 |
| 14 | Bianka Bell | 2016 |
| 14 | Leslie Klein | 2004 |
| 14 | Bianka Bell | 2014 |
| 13 | Taylor Pleasants | 2021 |

RUNS BATTED IN

| | | |
|----|------------------|------|
| 76 | Sahvanna Jaquish | 2016 |
| 76 | Sahvanna Jaquish | 2015 |
| 73 | Bianka Bell | 2015 |
| 63 | Ashlee Ducote | 2000 |
| 62 | Bianka Bell | 2016 |

TOTAL BASES

| | | |
|-----|---------------|------|
| 162 | Bianka Bell | 2015 |
| 153 | Leslie Klein | 2004 |
| 151 | Ashlee Ducote | 2000 |
| 132 | Leslie Klein | 2007 |
| 132 | Tara Asbill | 1998 |

WALKS

| | | |
|----|------------------|------|
| 62 | Sahvanna Jaquish | 2017 |
| 56 | Bianka Bell | 2016 |
| 47 | A.J. Andrews | 2015 |
| 44 | Sahvanna Jaquish | 2016 |
| 43 | Amanda Sanchez | 2019 |
| 43 | Ashley Langoni | 2012 |

HIT-BY-PITCHES

| | | |
|----|----------------|------|
| 26 | Anissa Young | 2011 |
| 21 | Anissa Young | 2010 |
| 20 | Lauren Houston | 2011 |
| 18 | Amanda Sanchez | 2019 |
| 16 | Camille Harris | 2006 |

STOLEN BASES

| | | |
|----|--------------------|------|
| 47 | Aliyah Andrews | 2019 |
| 45 | Kirsten Shortridge | 2010 |
| 45 | Dee Douglas | 1999 |
| 42 | Aliyah Andrews | 2018 |
| 41 | Dee Douglas | 2000 |

SACRIFICE HITS

| | | |
|----|--------------------|------|
| 18 | Stephanie Hastings | 2000 |
| 16 | Aleshia Perry | 2001 |
| 15 | Stephanie Hastings | 1998 |
| 12 | Stephanie Hastings | 1999 |
| 11 | Three with | |

SACRIFICE FLIES

| | | |
|---|-----------------------------|------|
| 8 | Sahvanna Jaquish | 2015 |
| 7 | Vanessa Soto | 2006 |
| 7 | AJ Andrews | 2015 |
| 6 | Tara Asbill | 1998 |
| 5 | Eight, most recently by ... | |
| 5 | Amanda Doyle | 2019 |

STRIKEOUTS

| | | |
|----|---------------|------|
| 55 | Julie Wiese | 2001 |
| 52 | Tammy Wray | 2011 |
| 49 | Bailey Landry | 2016 |
| 49 | Tammy Wray | 2013 |
| 44 | Lauren Castle | 2004 |

PITCHING

APPEARANCES

| | | |
|----|-----------------|------|
| 53 | Kristin Schmidt | 2003 |
| 50 | Kristin Schmidt | 2004 |
| 49 | Britni Sneed | 2001 |
| 46 | Britni Sneed | 2002 |
| 42 | Britni Sneed | 2000 |

GAMES STARTED

| | | |
|----|-----------------|------|
| 45 | Kristin Schmidt | 2004 |
| 45 | Kristin Schmidt | 2003 |
| 41 | Britni Sneed | 2002 |
| 41 | Britni Sneed | 2001 |
| 36 | Emily Turner | 2006 |

COMPLETE GAMES

| | | |
|----|-----------------|------|
| 41 | Kristin Schmidt | 2004 |
| 39 | Kristin Schmidt | 2003 |
| 35 | Britni Sneed | 2002 |
| 32 | Emily Turner | 2006 |
| 31 | Britni Sneed | 2001 |

INNINGS PITCHED

| | | |
|-------|-----------------|------|
| 317.2 | Kristin Schmidt | 2004 |
| 306.1 | Kristin Schmidt | 2003 |
| 281.0 | Britni Sneed | 2002 |
| 275.2 | Britni Sneed | 2001 |
| 239.1 | Britni Sneed | 2000 |

WINS

| | | |
|----|-----------------|------|
| 38 | Kristin Schmidt | 2004 |
| 36 | Britni Sneed | 2001 |
| 34 | Kristin Schmidt | 2003 |
| 34 | Britni Sneed | 2002 |
| 28 | Emily Turner | 2006 |

WIN-LOSS PERCENTAGE (MIN. 25 DECISIONS)

| | | |
|------|-------------------------|------|
| .888 | Dani Hofer (24-3) | 2007 |
| .862 | Ashley Lewis (25-4) | 1999 |
| .857 | Britni Sneed (36-6) | 2001 |
| .844 | Kristin Schmidt (38-7) | 2004 |
| .840 | Sarah KnifeChief (21-4) | 1997 |

SAVES

| | | |
|---|------------------|------|
| 5 | Shelbi Sunseri | 2019 |
| 5 | Carley Hoover | 2015 |
| 5 | Rachele Fico | 2010 |
| 4 | Britni Sneed | 2000 |
| 4 | Britni Sneed | 1999 |
| 4 | Sarah KnifeChief | 1998 |

EARNED RUN AVERAGE (MIN. 100 IP)

| | | |
|------|--------------|------|
| 0.66 | Britni Sneed | 2001 |
| 0.75 | Britni Sneed | 2002 |
| 0.84 | Ashley Lewis | 2000 |
| 0.93 | Emily Turner | 2006 |
| 0.99 | Ashley Lewis | 1999 |

OPPONENT BATTING AVG. (MIN. 100 IP)

| | | |
|------|--------------|------|
| .119 | Britni Sneed | 2001 |
| .143 | Britni Sneed | 2002 |
| .143 | Ashley Lewis | 2000 |
| .152 | Britni Sneed | 2000 |
| .160 | Ashley Lewis | 2001 |

SHUTOUTS

| | | |
|----|-----------------|------|
| 23 | Britni Sneed | 2002 |
| 16 | Emily Turner | 2006 |
| 16 | Britni Sneed | 2001 |
| 15 | Kristin Schmidt | 2003 |
| 14 | Kristin Schmidt | 2004 |

Individual Season Records

STRIKEOUTS

| | | |
|-----|-----------------|------|
| 478 | Britni Sneed | 2002 |
| 410 | Britni Sneed | 2001 |
| 362 | Kristin Schmidt | 2004 |
| 345 | Kristin Schmidt | 2003 |
| 278 | Britni Sneed | 2000 |

STRIKEOUTS PER 7 INNINGS

| | | |
|-------|--------------|------|
| 11.91 | Britni Sneed | 2002 |
| 10.41 | Britni Sneed | 2001 |
| 10.02 | Dani Hofer | 2008 |
| 9.52 | Ali Kilponen | 2020 |
| 9.45 | Dani Hofer | 2007 |

FEWEST RUNS ALLOWED (MIN. 100 IP)

| | | |
|----|-----------------|------|
| 31 | Rachele Fico | 2010 |
| 32 | Kristin Schmidt | 2002 |
| 32 | Britni Sneed | 2001 |
| 33 | Cody Trahan | 2010 |
| 37 | Ashley Lewis | 1999 |

FEWEST EARNED RUNS ALLOWED (MIN. 100 IP)

| | | |
|----|------------------|------|
| 21 | Ashley Lewis | 2000 |
| 23 | Kristin Schmidt | 2002 |
| 24 | Ashley Lewis | 2001 |
| 24 | Sarah KnifeChief | 1997 |
| 24 | Ashley Lewis | 1999 |

MOST RUNS ALLOWED

| | | |
|-----|-----------------|------|
| 105 | Baylee Corbello | 2014 |
| 95 | Ashley Czechner | 2014 |
| 93 | Rachele Fico | 2013 |
| 84 | Kristin Schmidt | 2003 |
| 83 | Carley Hoover | 2016 |

MOST EARNED RUNS ALLOWED

| | | |
|----|-----------------|------|
| 90 | Baylee Corbello | 2014 |
| 75 | Ashley Czechner | 2014 |
| 75 | Rachele Fico | 2013 |
| 64 | Emily Turner | 2005 |
| 63 | Carley Hoover | 2016 |

FEWEST HITS ALLOWED (MIN. 100 IP)

| | | |
|----|------------------|------|
| 73 | Brittany Mack | 2009 |
| 79 | Maribeth Gorsuch | 2019 |
| 82 | Sydney Smith | 2017 |
| 84 | Ashley Lewis | 2000 |
| 94 | Ashley Lewis | 2001 |

MOST HITS ALLOWED

| | | |
|-----|-----------------|------|
| 245 | Kristin Schmidt | 2004 |
| 203 | Kristin Schmidt | 2003 |
| 166 | Rachele Fico | 2013 |
| 164 | Ashley Czechner | 2014 |
| 162 | Emily Turner | 2006 |

FEWEST WALKS ALLOWED (MIN. 100 IP)

| | | |
|----|------------------|------|
| 10 | Ashley Lewis | 2000 |
| 15 | Brandi Landry | 1998 |
| 24 | Kristin Schmidt | 2002 |
| 26 | Cody Trahan | 2010 |
| 27 | Allie Walljasper | 2016 |

MOST WALKS ALLOWED

| | | |
|-----|-----------------|------|
| 153 | Baylee Corbello | 2014 |
| 98 | Rachele Fico | 2013 |
| 83 | Rachele Fico | 2012 |
| 82 | Dani Hofer | 2008 |
| 83 | Carley Hoover | 2016 |

WALKS ALLOWED PER 7 INNINGS (MIN. 100 IP)

| | | |
|------|-----------------|------|
| 0.51 | Brandi Landry | 1997 |
| 0.58 | Brandi Landry | 1998 |
| 1.01 | Kristin Schmidt | 2004 |
| 1.05 | Britni Sneed | 2002 |
| 1.06 | Kristin Schmidt | 2002 |

FEWEST DOUBLES ALLOWED (MIN. 100 IP)

| | | |
|----|------------------|------|
| 5 | Allie Walljasper | 2015 |
| 8 | Cody Trahan | 2010 |
| 9 | Maribeth Gorsuch | 2019 |
| 9 | Ashley Lewis | 2001 |
| 9 | Ashley Lewis | 2000 |
| 12 | Shelbi Sunseri | 2019 |
| 12 | Rachele Fico | 2011 |
| 13 | Ali Kilponen | 2021 |

MOST DOUBLES ALLOWED

| | | |
|----|------------------|------|
| 29 | Kristin Schmidt | 2003 |
| 28 | Brandi Landry | 1998 |
| 26 | Carley Hoover | 2016 |
| 25 | Sarah KnifeChief | 1997 |
| 24 | Britni Sneed | 1999 |

FEWEST TRIPLES ALLOWED (MIN. 100 IP)

| | | |
|---|-----------------|------|
| 0 | Shelbi Sunseri | 2021 |
| 0 | Shelbi Sunseri | 2019 |
| 0 | Carley Hoover | 2018 |
| 0 | Carley Hoover | 2017 |
| 0 | Baylee Corbello | 2014 |
| 0 | Ashley Czechner | 2014 |
| 0 | Cody Trahan | 2010 |
| 0 | Dani Hofer | 2007 |
| 0 | Emily Turner | 2007 |
| 0 | Ashley Lewis | 2001 |

MOST TRIPLES ALLOWED

| | | |
|---|------------------|------|
| 7 | Brandi Landry | 1998 |
| 5 | Rachele Fico | 2013 |
| 4 | Rachele Fico | 2012 |
| 4 | Cody Trahan | 2008 |
| 4 | Emily Turner | 2006 |
| 4 | Megan Jolly | 2005 |
| 4 | Kristin Schmidt | 2003 |
| 4 | Sarah KnifeChief | 1997 |

FEWEST HR ALLOWED (MIN. 100 IP)

| | | |
|---|------------------|------|
| 0 | Sarah KnifeChief | 1997 |
| 1 | Ashley Lewis | 1999 |
| 2 | Ashley Lewis | 2000 |
| 3 | Ashley Lewis | 2001 |

MOST HOME RUNS ALLOWED

| | | |
|----|-----------------|------|
| 20 | Baylee Corbello | 2014 |
| 18 | Emily Turner | 2005 |
| 17 | Kristin Schmidt | 2003 |
| 16 | Dani Hofer | 2008 |
| 16 | Rachele Fico | 2011 |
| 16 | Cody Trahan | 2008 |
| 16 | Kristin Schmidt | 2004 |

FIELDING

PUTOUTS

| | | |
|-----|------------------|------|
| 552 | Jennie Reeves | 2002 |
| 514 | Shaunte' Fremin | 1997 |
| 492 | Killian Roessner | 2006 |
| 461 | Killian Roessner | 2007 |
| 448 | Killian Roessner | 2008 |

ASSISTS

| | | |
|-----|-----------------|------|
| 156 | Tara Asbill | 1998 |
| 152 | Tara Asbill | 1997 |
| 138 | Shemiah Sanchez | 2017 |
| 137 | Amanda Sanchez | 2019 |
| 137 | Tara Asbill | 1999 |
| 133 | Ashlee Ducote | 1997 |

ERRORS

| | | |
|----|---------------------|------|
| 29 | Andrea Smith | 2006 |
| 26 | Lauren Delahoussaye | 2004 |
| 24 | Hailey Smith | 2003 |
| 21 | Bianka Bell | 2016 |
| 20 | Constance Quinn | 2016 |

FIELDING PERCENTAGE (MIN. 75 CHANCES)

| | | |
|-------|-----------------|------|
| 1.000 | Morgan Cummins | 2020 |
| 1.000 | Emily Griggs | 2017 |
| 1.000 | Jacee Blades | 2011 |
| 1.000 | Leslie Klein | 2006 |
| 1.000 | Leigh Ann Danos | 2002 |
| 1.000 | Jennie Reeves | 2001 |
| 1.000 | Shaunte' Fremin | 1999 |
| 1.000 | Kelly Mashburn | 1998 |

2022 TV/Radio Chart



Sydney Peterson
Infielder
5-5 · Fr.-HS · R/R
Stockton, Calif.



Ali Kiloponen
Pitcher
6-0 · R-Jr.-3Y · R/R
Highlands Ranch, Colo



Taylor Tidwell
Infielder
5-11 · R-Jr.-3Y · R/R
Gonzales, La.



McKenzie Redoutey
Outfielder
5-6 · Fr.-HS · L/L
Franklin, N.C.



Savannah Stewart
Outfielder
5-8 · R-Jr.-3Y · L/R
Marietta, Ga.



Madilyn Giglio
Outfielder
5-3 · Fr.-HS · L/R
Metairie, La.



Emilee Casanova
Pitcher
6-2 · R-Fr.-HS · R/R
Amite, La.



Shelby Wickersham
Pitcher
5-10 · R-Jr.-3Y · R/R
Metairie, La.




Danieca Coffey
Infielder
5-6 · So.-1Y · L/R
Richwood, Texas



Taylor Pleasants
Infielder
6-0 · R-So.-2Y · L/R
Houston, Texas.



Kennedi Houshmandzadeh
Infielder
5-4 · So.-1Y · R/R
Cerritos, Calif.



Jordyn Perkins
Utility
5-3 · So.-2Y · R/R
Metairie, La.



Taylor Edwards
Pitcher
5-8 · R-So.-2Y · R/R
Marrero, La.




Baylea Brandon
Utility
5-6 · Fr.-HS · L/L
Leander, Texas




Hayden Brown
Catcher
5-10 · So.-1Y · R/R
Colleyville, Texas



Georgia Clark
Infielder
5-9 · R-Jr.-3Y · R/R
Houston, Texas



Morgan Cummins
Catcher
5-8 · R-Jr.-3Y · R/R
Sarasota, Fla.



Shelbi Sunseri
Pitcher/Utility
5-10 · Sr.-5Y · R/R
Santa Fe, Texas



Raelin Chaffin
Pitcher
5-10 · Fr.-HS · R/R
Bossier City, La.



Morgan Smith
Pitcher
5-10 · So.-1Y · R/R
Phoenix, Ariz.



KK Madrey
Utility
5-7 · Fr.-HS · L/R
Newnan, Ga.



Ali Newland
Outfielder/Catcher
5-4 · So.-1L · L/R
Bremen, Ga.



Cait Calland
Catcher
5-3 · R-So.-2Y · L/R
Katy, Texas



Raeleen Gutierrez
Infielder
5-10 · R-So.-2Y · L/L
Upland, Calif.



Karrington Houshmandzadeh
Outfielder
5-9 · R-Jr.-3Y · L/R
Cerritos, Calif.



Ciara Briggs
Outfielder
5-5 · R-So.-2Y · L/R
Yorba Linda, Calif.



Presleigh Pilon
Infielder
5-8 · R-Fr.-HS · L/R
Murrieta, Calif.



Beth Torina
Head Coach
11th Season



Howard Dobson
Assistant Coach
11th Season



Lindsay Leftwich
Assistant Coach
11th Season