

#LSU

@LSUsoftball

@BethTorina

/LSUsoftball

@LSUsoftball

LSU

2022 SOFTBALL

SEC CHAMPIONS

1999 • 2000 • 2001 • 2002 • 2004

SEC TOURNAMENT CHAMPIONS

1999 • 2001 • 2002 • 2004 • 2007

WCWS APPEARANCES

2001 • 2004 • 2012

2015 • 2016 • 2017

2022 SCHEDULE/RESULTS

Date Opponent TV/StreamTime (CT)/Result

FEBRUARY (6-5)

11	South Alabama!	SECN+	W, 3-0
11	Illinois!	SECN+	W, 4-2
12	South Alabama!	SECN+	W, 8-1
12	Central Arkansas!	SECN+	L, 2-3
13	Illinois!	SECN+	L, 2-5
13	Central Arkansas!	SECN+	W, 2-1
18	vs. Oklahoma State\$	ESPNU	W, 10-2
18	vs. Washington\$	ESPN+	L, 4-9
19	vs. Notre Dame\$	SECN	L, 6-8
19	vs. Michigan\$	ESPN+	L, 1-6
20	vs. Texas Tech\$	SECN	W, 2-0
25	Stephen F. Austin%	SECN+	3 p.m.
25	Drake%	SECN+	5:30 p.m.
26	Purdue%	SECN+	3 p.m.
26	Drake%	SECN+	5:30 p.m.
27	Purdue%	SECN+	11:30 a.m.
27	Stephen F. Austin%	SECN+	2 p.m.

MARCH (0-0)

3	at ULL	ESPN+	6 p.m.
4	Troy^	SECN+	4 p.m.
4	Troy^	SECN+	6:30 p.m.
5	ULL^	SECN+	5 p.m.
6	LA Tech^	SECN	Noon
6	Central Connecticut St.@	SECN+	2:30 p.m.
11	Alabama*	SECN+	6 p.m.
12	Alabama*	SECN	6 p.m.
13	Alabama*	SECN+	2 p.m.
15	Southeastern La.	SECN+	6 p.m.
18	at Texas	LHN	6 p.m.
19	at Texas	LHN	2 p.m.
19	at Texas	LHN	4:30 p.m.
22	Nicholls St.	SECN+	6 p.m.
26	at Arkansas*	ESPN2	7:30 p.m.
27	at Arkansas*	ESPN	Noon
28	at Arkansas*	SECN	6 p.m.
30	McNeese St.	SECN+	6 p.m.

APRIL (0-0)

1	Kentucky*	SECN+	6 p.m.
2	Kentucky*	ESPNU	5 p.m.
3	Kentucky*	SECN+	Noon
8	at Texas A&M*	SECN+	6 p.m.
9	at Texas A&M*	SECN+	2 p.m.
10	at Texas A&M*	SECN+	Noon
14	South Carolina*	SECN+	6 p.m.
15	South Carolina*	SECN+	6 p.m.
16	South Carolina*	SECN	11 a.m.
19	at McNeese St.		6:30 p.m.
22	at Georgia*	SECN+	5 p.m.
23	at Georgia*	ESPNU	1 p.m.
24	at Georgia*	ESPNU	11 a.m.
29	Florida*	SECN+	6 p.m.
30	Florida*	ESPN2	11 a.m.

MAY (0-0)

1	Florida*	ESPN2	11 a.m.
6	at Mississippi St.*	SECN+	6 p.m.
7	at Mississippi St.*	SECN+	2 p.m.
8	at Mississippi St.*	SECN+	Noon
10-14	SEC Tournament	SECN	TBA
20-22	NCAA Regionals		TBA
26-29	NCAA Super Regional		TBA

JUNE (0-0)

2-10	Women's College World Series		TBA
------	------------------------------	--	-----

All times are central and subject to change. Home games are bolded and played at Tiger Park. 1 - Tiger Classic (Baton Rouge, La.); \$ - St. Pete/Clearwater Invitational (Clearwater, Fla.); % - Purple & Gold Challenge (Baton Rouge, La.); ^ - LSU Invitational (Baton Rouge, La.); * - SEC Contest; SECN - SEC Network; SECN+ - SEC Network+; LHN - Longhorn Network



NO. 23/24 LSU (6-5) IN SPC INVITATIONAL

BREAKDOWN

LSU

2022 Record	6-5, 0-0 SEC
Head Coach	Beth Torina
LSU Record	422-185 (11th Season)
Overall Record/Years	551-296 (15th Season)

Stephen F. Austin



2022 Record	2-9
Head Coach	Nicole Dickson
SFA Record/Years	109-105 (6th Season)
LSU leads all-time series 11-1	

Drake



2022 Record	3-2
Head Coach	Rich Calvert
Drake Record/Years	531-463-1 (20th Season)
First meeting	

Purdue



2022 Record	6-4
Head Coach	Boo De Oliveira
PU Record/Years	109-145 (6th Season)
LSU leads all-time series 5-0	

Next Up

LSU Invitational - Baton Rouge, La.

March 3 - at ULL (Lafayette, La.)
March 4 - vs. Troy (DH)
March 5 - vs. ULL
March 6 - vs. Central Connecticut State

FAST FACTS

- LSU is nationally ranked for the 111th consecutive week dating back to 2014. The Tigers are No. 24 in the USA Today/ NFCA Division I Softball Preseason Poll and No. 23 in the ESPN/USA Softball Preseason Poll.
- No. 23/24 LSU will host Stephen F. Austin, Drake, and Purdue in the Purple & Gold Challenge.
- The Tigers are coming off a 2-3 weekend at the St. Pete/Clearwater Elite Invitational in Clearwater, Fla.
- LSU picked up its first Top 10 victory and scored a season-high 10 runs in six innings against then-ranked No. 7 Oklahoma State to open the Clearwater Tournament (Feb. 18).
- Last weekend Danieca Coffey led the Tigers with a .421 batting average behind eight hits and three RBI.
- Ciara Briggs earned ESPN Sportscenter No. 1 play with her diving catch over the center field wall vs. Texas Tech to rob a home run. Briggs had a .333 batting average, five hits, an RBI, and a stolen base last weekend.
- Freshman outfielder McKenzie Redoutey had a breakout weekend as she led the team with six RBI highlighted by her three-run home run over then ranked No. 7 Oklahoma State. Redoutey hit .333 on the weekend and had nine putouts in the right field.
- Ali Kilponen is coming off a 0.43 ERA and 2-0 weekend that featured a pair of complete games and one shutout. Kilponen registered 14 strikeouts in 14.1 innings pitched.
- Head coach Beth Torina is in her 11th season at the helm of LSU softball and has coached the Tigers to four Women's College World Series appearances, including three-straight, one of two teams (UCLA) in the nation to accomplish that feat from 2015-17.
- Under Torina, the Tigers are averaging 42 wins per season. Torina currently has a total of 420 wins at LSU and 549 total wins as a NCAA D1 head coach. She earned her 500th career victory February 21, 2020 with a no-hitter against Sam Houston State, thrown by Shelby Wickersham. Torina picked up win No. 400 at LSU on March 30, 2021 against ULM.
- The No. 23/24 Tigers return 19 players from last year's squad who went 35-22 in what was the toughest strength of schedule among teams who completed a full season.
- The Tigers return five players on the pitching staff, highlighted by 2019 All-American Shelby Sunseri and Ali Kilponen. Shelby Wickersham, Morgan Smith, Taylor Edwards and Redshirt freshman Emilee Casanova is on the staff joined by true freshman Raelin Chaffin.
- Ali Kilponen and Taylor Pleasants earned a spot on the Preseason All-SEC Team. Pleasants was also named to the Top 50 USA Softball Watch List and was named to the USA Softball National Team in early January.
- The Tigers were picked to finish sixth in the Southeastern Conference by the coaches. The Tigers are behind preseason favorite Alabama followed by Florida, Arkansas, Tennessee and Missouri to round out the top five.
- Eight states are represented on the roster this season: Louisiana (7), Texas (7), California (6), Georgia (3), Arizona (1), Colorado (1), Florida (1) and North Carolina (1).
- In Tiger Park, LSU has won 30 games in four of the last seven seasons. In 2018, the Tigers put together 35 victories in Tiger Park, which was the second-most home wins in a season in program history.
- The pressbox and Coach Torina cast in votes for favorite Powerade color. What is yours?

2022 Quick Facts

SOFTBALL STAFF

Head Coach	Beth Torina
Alma Mater, Year	Florida, 2000
Record at LSU (Seasons)	416-180 (10)
Career Record (Seasons)	545-291 (14)
Year at LSU	11th Season
Year in Career	15th Season
Assistant Coach	Howard Dobson
Alma Mater, Year	McNeese State, 1997
Year at LSU	11th Season
Assistant Coach	Lindsay Leftwich
Alma Mater, Year	Northwestern State, 2005
Year at LSU	11th Season
Video Coordinator	Matt Karin
Alma Mater, Year	Alabama, 2016
Year at LSU	6th Season
Volunteer Coach	Sandra Simmons
Alma Mater, Year	LSU, 2016
Year at LSU	4th Season
Assistant Coach	Amanda Doyle
Alma Mater, Year	LSU, 2020
Year at LSU	1st Season
Director of Operations	Quinlan Duhon
Alma Mater, Year	LSU, 2008
Year at LSU	13th Season

TEAM INFORMATION

2021 Overall Record	35-22
2021 SEC Record (Finish)	13-11 (T5th)
2021 SEC Tournament Finish	Second Round
2021 Postseason	Super Regionals
2021 Final Ranking (NFCA/USA Softball)	15/T-15
Starters Returning/Lost	7/2
Pitchers Returning/Lost	5/2
Newcomers	6

PROGRAM HISTORY

All-Time Record	1204-430-1 (.737)
All-Time SEC Record	437-207-1 (.678)
SEC Western Division Titles	9
Seasons	1997-2002, 2004, 2007, 2013
SEC Regular Season Titles	5
Seasons	1999, 2000, 2001, 2002, 2004
All-Time SEC Tournament Record	45-24 (.652)
SEC Tournament Titles	5
Seasons	1999, 2001, 2002, 2004, 2007
NCAA Tournament Record	80-52 (.606)
NCAA Tournament Appearances	22
Seasons	1998-2004, 2006-2019, 2021
Women's College World Series Appearances	6
Seasons	2001, 2004, 2012, 2015, 2016, 2017

UNIVERSITY

Location	Baton Rouge, La.
Founded	1860
Enrollment	35,914
Nickname	Tigers or Fighting Tigers
Colors	Purple (PMS 268) & Gold (PMS 123)
Mascot	Mike (Bengal tiger)
Conference	Southeastern
President	William F. Tate IV
NCAA Faculty Representative	Dr. Lori Martin

ATHLETICS DEPARTMENT

Director of Athletics	Scott Woodward
Executive Deputy AD/Executive Director of External Relations	Verge Ausberry
Executive Deputy AD/COO	Stephanie Rempe
Deputy AD for Leadership & Strategy	Lori Williams
Sr. Assoc. AD/Athletics Facility Management	Dan Gaston
Sr. Assoc. AD/Health and Wellness	Shelly Mullenix
Sr. Assoc. AD/Student Services & SWA	Miriam Segar
Chief of Staff	Andrea Tepe
Associate AD/Communications	Michael Bonnette
Associate AD/Ticket Sales & Operations	Brian Broussard
Associate AD/Diversity, Equity and Inclusion	Ashleigh Clare-Kearney-Thigpen
Assoc. AD/Administration	John Daniel
Associate AD/Compliance	Matt Jakoubek
Associate AD/Chief Financial Officer	Matthew LaBorde
Associate AD/Business and Finance	Neal Lamonica
Associate AD/Human Resources	Wendy Nall
Assistant AD/Marketing	Dave Haskins
Assistant AD/Compliance	Blair Napolitano
Assistant AD/Athletics Equipment	Greg Stringfellow
Associate AD/Ticket Sales & Operations	Brian Broussard

COMMUNICATIONS

Associate AD/Communications	Michael Bonnette
Sr. Assoc. Comm. Director	Bill Franques
Sr. Assoc. Comm. Director	Kent Lowe
Assoc. Director of Creative & Digital Content	Brandon Berrio
Asst. Comm. Director	Aaron Hyder
Asst. Comm. Director	Keonte' Herrera
Asst. Comm. Director	Grant Kauvar
Digital Media Writer	Cody Worsham
Herrera's Email Address	kkh@lsu.edu
Herrera's Office Phone	(225) 578-8204
Herrera's Cell Phone	(254) 338-7609
Administrative Specialist	Pam LeBlanc

CREATIVE CONTENT

Executive Director of Creative Content	Emily Dixon
Director of Post-Production	Matt Tornquist
Video Production Specialist	Garrison Floyd

CREATIVE SERVICES

Executive Director	Jason Feirman
Graphic Design Coordinator	Lindsey Thompson
Graphic Design Coordinator	Stephanie Lyles
Graphic Design Coordinator	Madison Leavelle
Photography Manager	Chris Parent
Photographer Coordinator	Gus Stark

LSU SPORTS PRODUCTIONS

Director of Media Productions	David Landry
Director of SEC Network TV Operations	John Schiebe
Director of Video Boards/Live Events	Lee Scioneaux
Director of Broadcasting	Chris Blair
Director of Digital Media	Todd Politz
Softball Radio Play-by-Play	Patrick Wright
Network Phone Number	(225) 578-1882
Website	LSUsports.net

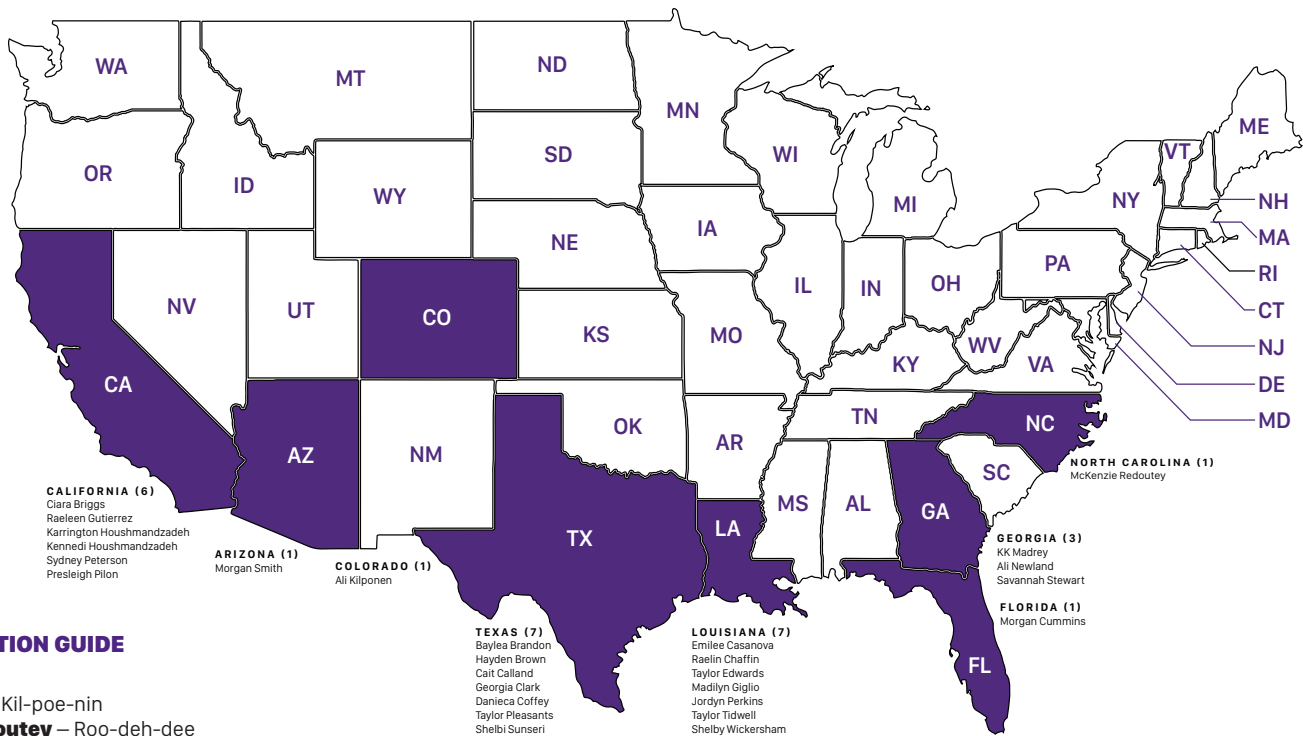
LSU Athletics Communications Mailing Address

Fifth Floor, Athletics Administration Building
Baton Rouge, LA 70803

2022 Roster

NUMERICAL						
NO.	NAME	POS.	H-T	B-T	CL-EXP.-LETTERS	HOMETOWN (PREVIOUS SCHOOL)
1	Sydney Peterson	INF	5-5	R-R	Fr.-HS	Stockton, Calif. (Franklin HS)
2	Ali Kilponen	P	6-0	R-R	R-Jr.-3L	Highlands Ranch, Colo. (Valor Christian HS)
3	Taylor Tidwell	INF	5-11	R-R	R-Jr.-3L	Gonzales, La. (St. Amant HS)
4	McKenzie Redoutey	OF	5-6	L-L	Fr.-HS	Franklin, N.C. (Franklin HS)
8	Savannah Stewart	OF	5-8	L-R	R-Jr.-3L	Marietta, Ga. (Hillgrove HS)
9	Madilyn Giglio	OF	5-3	L-R	Fr.-HS	Metairie, La (Mount Carmel Academy)
10	Emilee Casanova	P	6-2	R-R	R-Fr.-RS	Amite, La. (Oak Forest Academy)
11	Shelby Wickersham	P	5-10	R-R	R-Jr.-3L	Metairie, La. (Mount Carmel Academy)
13	Danieca Coffey	INF	5-6	L-R	So.-1L	Richwood, Texas (Angelton HS)
17	Taylor Pleasants	INF	6-0	L-R	R-So.-2L	Houston, Texas (J. Frank Dobie HS)
18	Kennedi Houshmandzadeh	INF	5-4	R-R	So.-1L	Cerritos, Calif. (Los Alamitos HS)
20	Jordyn Perkins	UTL	5-3	R-R	R-Jr.-3L	Metairie, La. (Mount Carmel Academy)
21	Taylor Edwards	P	5-8	R-R	R-So.-2L	Marrero, La. (De La Salle HS)
23	Baylea Brandon	UTL	5-6	L-L	Fr.-HS	Leander, Texas (Leander HS)
24	Hayden Brown	C	5-10	R-R	So.-1L	Colleyville, Texas (Keller HS)
25	Georgia Clark	INF	5-9	R-R	R-Jr.-3L	Houston, Texas (Stratford HS)
26	Morgan Cummins	C	5-8	R-R	R-Jr.-3L	Sarasota, Fla. (Lakewood Ranch HS)
27	Shelbi Sunseri	P/UTL	5-10	R-R	Sr.-3L	Santa Fe, Texas (Santa Fe HS)
34	Raelin Chaffin	P	5-6	R-R	Fr.-HS	Bossier City, La. (Airline HS)
37	Morgan Smith	P	5-10	R-R	So.-1L	Phoenix, Ariz. (Pinnacle HS)
42	Kaylen Madrey	UTL	5-7	L-R	Fr.-HS	Newnan, Ga. (Newnan HS)
44	Ali Newland	OF/C	5-4	L-R	So.-1L	Bremen, Ga. (Bremen HS)
47	Cait Calland	C	5-3	L-R	R-So.-2L	Katy, Texas (Katy HS)
55	Raeleen Gutierrez	UTL	5-10	L-L	R-So.-2L	Upland, Calif. (St. Lucy's Priory HS)
84	Karrington Houshmandzadeh	OF	5-9	L-R	R-Jr.-3L	Cerritos, Calif. (Los Alamitos HS)
88	Ciara Briggs	OF	5-5	L-R	R-So.-2L	Yorba Linda, Calif. (Orange Lutheran HS)
99	Presleigh Pilon	INF	5-8	L-R	R-Fr.-RS	Murrieta, Calif. (Murrieta Mesa HS)

TIGERS BY STATE




PRONUNCIATION GUIDE

Players

Ali **Kilponen** – Kil-poe-nin
McKenzie **Redoutey** – Roo-deh-dee
Madilyn **Giglio** – Jih-leo
Shelby **Wickersham** – Wik-err-sham
Danieca Coffey – Dan-eh-kuh
Kennedi **Houshmandzadeh** – who-sh-man-zah-duh
Shelbi **Sunseri** – Sun-ser-ree
Raelin **Chaffin** – Chay-fin
Kaylen **Madrey** – Maa-dree
Cait **Calland** – Cah-land
Raeleen **Gutierrez** – Goo-tee-eh-rez
Karrington **Houshmandzadeh** – who-sh-man-zah-duh
Presleigh **Pilon** – Pie-lawn

Coaching Staff

Beth **Torina** – tohr-REE-na



Career Record: 551-296
Record at LSU: 422-184
Record at FIU: 129-111

Head Coach – LSU

Year	Record
2012	40-25
2013	42-16
2014	38-24
2015	52-14
2016	52-18
2017	48-22
2018	45-17

Year	Record
2019	43-19
2020	21-3
2021	35-22
2022	6-5

Head Coach – FIU

Year	Record
2011	31-27
2010	38-21
2009	31-29
2008	29-34

YEARS	SCHOOL	NOTES
2012-Present	LSU Head Coach	Nine NCAA Regionals, 2012, 2015, 2016, 2017 Women's College World Series
2008-11	Florida International University Head Coach	2010 NCAA Regionals
2003-07	University of Houston Assistant Coach	Two NCAA Regionals, 2007 Conference USA Champions
2000-02	Stetson University Assistant Coach	2001 Atlantic Sun Regular Season Champions
1997-2000	University of Florida pitcher	1998 SEC Championship Team

TORINA VS. OPPONENTS

Opponent	LSU	FIU	Totals
Alabama	9-13	0-2	9-15
Alcorn State	1-0	0-0	1-0
Arizona	4-3	0-0	4-3
Arizona State	3-2	0-1	3-3
Arkansas	16-5	1-1	17-6
Auburn	11-9	0-1	11-10
Ball State	1-0	0-1	1-1
Baylor	3-1	0-2	3-3
Belmont	2-0	0-0	2-0
Bethune-Cookman	2-0	3-0	5-0
Bradley	0-0	0-1	0-1
Boston College	0-0	1-0	1-0
Boston University	1-0	1-1	2-1
Bucknell	2-0	0-0	2-0
Buffalo	1-0	0-0	1-0
BYU	3-0	0-0	3-0
Campbell	2-0	0-0	2-0
California	1-2	0-0	1-2
Cal State Fullerton	2-0	0-1	2-1
Cal State Northridge	2-0	0-0	2-0
Central Arkansas	9-1	0-0	9-1
Central Connecticut State	2-0	0-0	2-0
Colorado State	1-0	0-0	1-0
Columbia	0-0	1-0	1-0
Connecticut	1-0	2-0	3-0
Creighton	0-0	0-1	0-1
DePaul	0-1	0-1	0-2
Drake	0-0	0-1	0-1
Duke	0-1	0-0	0-1
East Tennessee State	0-0	0-1	0-1
Eastern Illinois	1-0	2-0	3-0
Eastern Michigan	0-0	1-0	1-0
Fairfield	1-0	0-0	1-0
Florida	7-17	1-4	8-21
Florida A&M	2-0	0-0	2-0
Florida Atlantic	5-0	7-5	12-5
Florida Gulf Coast	0-0	7-3	7-3
Florida State	5-6	0-2	5-8
Fordham	1-0	0-2	1-2
Fresno State	1-0	0-0	1-0
George Washington	2-0	3-0	5-0
Georgetown	0-0	1-0	1-0
Georgia	12-7	0-1	12-8
Georgia Southern	4-0	0-0	4-0
Georgia Tech	1-0	2-0	3-0
Hampton	1-0	0-0	1-0
Harvard	0-1	1-2	1-3
Hofstra	3-1	0-0	3-1
Houston	1-0	0-0	1-0
Illinois	2-1	0-3	2-4
Illinois-Chicago	1-0	1-0	2-0
Illinois State	7-0	1-1	8-1
Indiana	0-1	2-0	2-1
Iowa	2-0	0-1	2-1
Iowa State	1-0	0-0	1-0
Jacksonville	0-0	1-0	1-0
Jackson State	1-0	0-0	1-0
James Madison	2-1	0-0	2-1
Kansas	2-0	0-0	2-0
Kentucky	9-13	0-1	9-14
Kent St.	1-0	0-0	1-0
Lamar	2-0	0-0	2-0
Liberty	2-0	0-0	2-0
Longwood	2-0	0-0	2-0
Long Beach State	2-0	1-0	3-0
Long Island	1-0	3-0	4-0
Louisiana-Lafayette	8-6	4-11	12-17
Louisiana-Monroe	7-0	10-4	17-4
Louisiana Tech	8-0	0-0	8-0
Louisville	1-1	0-1	1-2
Loyola Marymount	0-1	1-0	1-1
Massachusetts	1-0	0-2	1-2
McNeese State	14-1	0-0	14-1
Memphis	4-0	1-0	5-0
Michigan	3-4	0-0	3-4
Michigan State	0-0	2-1	2-1
Middle Tennessee	0-0	12-2	12-2
Minnesota	0-4	0-0	0-4
Mississippi State	14-5	0-0	14-5
Mississippi Valley State	2-0	0-0	2-0
Missouri	12-9	0-3	12-12
Monmouth	1-0	0-0	1-0
Murray State	1-0	0-0	1-0
Nebraska	2-0	0-0	2-0
Nevada	1-0	0-1	1-1
New Mexico	0-0	0-2	0-2
New Mexico State	1-0	0-0	1-0
Nicholls	9-0	0-0	9-0
Northwestern	2-0	0-0	2-0
Northwestern State	7-0	0-0	7-0
North Carolina	1-1	0-2	1-3
North Carolina State	4-0	1-0	5-0
North Dakota	2-0	0-0	2-0
North Dakota State	1-1	0-0	1-1
North Florida	1-0	4-0	5-0
North Texas	0-0	8-6	8-6
Notre Dame	2-1	0-0	2-1
Ohio State	3-0	1-2	4-2
Oklahoma	2-5	0-0	2-5
Oklahoma State	8-3	0-0	8-3
Ole Miss	14-7	0-0	14-7
Omaha	1-0	0-0	1-0
Oregon	0-5	0-0	0-5
Oregon State	2-0	1-1	3-1
Pacific	2-1	0-0	2-1
Pittsburgh	0-0	0-3	0-3
Penn State	4-3	2-1	6-4
Purdue	2-0	0-0	2-0
Providence	0-0	3-0	3-0
Quinnipiac	0-0	2-1	2-1
Radford	0-0	1-0	1-0
Robert Morris	0-0	1-0	1-0
Rutgers	0-0	0-1	0-1
Samford	3-0	0-0	3-0
Sam Houston State	2-0	0-0	2-0
San Diego State	1-0	0-0	1-0
San Jose State	1-0	0-1	1-1
Stephen F. Austin	4-0	0-0	4-0
St. John's	0-0	0-1	0-1
St. Joseph's	0-0	0-1	0-1
South Alabama	10-2	6-7	16-9
South Carolina	14-5	0-0	14-5
South Florida	1-0	0-0	1-0
Southeast Missouri	1-0	0-0	1-0
Southeastern Louisiana	6-0	0-0	6-0
Southern Illinois	0-0	1-0	1-0
Southern Utah	1-0	0-0	1-0
SIU	1-0	0-0	1-0
Southern Miss	5-0	0-0	5-0
Stanford	1-1	0-0	1-1
Stetson	0-0	4-1	4-1
Syracuse	1-0	1-0	2-0
Temple	0-0	1-0	1-0
Tennessee	9-13	0-0	9-13
Tennessee State	1-0	0-0	1-0
Tennessee Tech	2-0	2-0	2-0
Texas	3-2	0-0	3-2
Texas-Arlington	1-0	1-1	2-1
Texas A&M-CC	0-0	1-0	1-0
Texas A&M	14-7	0-0	14-7
Texas State	1-0	0-0	1-0
Texas Southern	1-0	0-0	1-0
Texas Tech	6-1	0-0	6-1
Troy	4-0	6-7	10-7
Tulsa	3-1	0-0	3-1
UCF	1-0	2-2	3-2
UCLA	2-3	0-1	2-4
UC Santa Barbara	1-0	0-0	1-0
UNLV	1-0	0-0	1-0
USC Upstate	1-0	0-0	1-0
Utah	0-1	0-0	0-1
Utah State	1-0	0-0	1-0
Virginia	2-0	0-0	2-0
Virginia Tech	0-0	0-1	0-1
Washington	3-3	0-0	3-3
Western Kentucky	1-0	7-5	8-5
Western Michigan	0-0	1-0	1-0
Wichita State	1-0	0-0	1-0
Wisconsin	0-0	0-1	0-1

LSU's Record When....

WIN-LOSS SUMMARY	2022	OVERALL
Overall	6-5	1,210-435-1
Non-Conference	6-5	717-189
SEC	0-0	437-207-1
SEC Tournament	0-0	45-24
NCAA Tournament	0-0	81-50
Home	4-2	707-138-1
Away	0-0	286-172
Neutral	2-3	193-95
vs. Top 10	1-1	103-166
vs. Top 25	1-2	266-280-1
Louisiana Teams	0-0	194-17

Day Games	5-3	813-297-1
Night Games	1-2	335-109

February	6-5	328-82
March	0-0	352-105
April	0-0	312-104-1
May	0-0	167-110

Sunday	2-1	234-100-1
Monday	0-0	11-4
Tuesday	0-0	88-8
Wednesday	0-0	134-20
Thursday	0-0	64-16
Friday	3-1	243-103
Saturday	2-2	394-153

RHP Starter	6-5	1053-108-1
LHP Starter	0-0	112-48

Shutouts	2-0	488-134
Run-rule Games	1-0	292-30
Extra-inning Games	0-1	83-49

One-run Games	1-1	253-137
Two-run Games	2-1	141-76
Five-run + Games	2-2	715-169

Scored 0-2 Runs	2-3	177-296
Scored 3-5 Runs	2-1	404-102-1
Scored 6-9 Runs	1-1	394-10
Scored 10 + Runs	1-0	192-1

Opp. Scored 0-2 Runs	6-0	955-91
Opp. Scored 3-5 Runs	0-2	186-163-1
Opp. Scored 6-9 Runs	0-3	24-129
Opp. Scored 10 + Runs	0-0	3-24

Scored in 1st Inning	1-2	539-51-1
Opp. Scored in 1st Inning	1-2	171-146
Scored First	3-1	938-109-1
Opp. Scored First	2-4	229-299

Leading after 6 Innings	6-0	741-27
Trailing after 6 Innings	0-2	35-295-1
Tied after 6 Innings	0-3	96-50

Out-hit Opp.	4-0	938-92-1
Out-hit by Opp.	2-4	110-269
Hits are Tied	0-1	79-45

NEWS AND NOTES

The Series

LSU has an overall record of 16-1 against the Purple & Gold Challeng field.

The Tigers are 11-1 all-time against Stephen F. Austin. The last meeting between the two was a 6-0 and 13-3 (5 inning) pair of wins in the 2019 edition of the Purple & Gold Challenge. SFA's only win in the series was a 1-0 decision in 2003. SFA was LSU's first opponent in the 1997 re-boot of the program. SFA is 2-9 this season with wins over Jacksonville State (11-7) and most recently Missouri State (9-6).

LSU and Drake will meet for the first time this weekend. Drake opened the season 3-2, including a 7-6 win over Iowa State. Drake had last weekend off.

LSU is 5-0 all-time against Purdue. The Boilmakers and Tigers last met in 2018 (LSU W, 6-2) and their first meeting in 2008 (LSU W, 4-0). In 2022, Purdue opened the season 5-0 but went 1-4 last weekend at the Red and Black Showcase hosted by Georgia. They lost twice against Georgia.

Tigers in the Polls

LSU is currently ranked No. 23 in the ESPN.com/USA Softball Top 25 Poll and No. 24 in the USA Today/ NFCA Division I Softball Poll.

The Tigers have been ranked since the end of the 2014 season, marking 111 consecutive weeks in the Top 25 Poll.

The Tigers opened the season ranked No. 14 in the USA Today/ NFCA Division I Softball Preseason Poll, and No. 15 in the ESPN.com/USA Softball Preseason Top 25 Poll.

Last Time Out

LSU went 2-3 at the St. Pete Clearwater Elite Invitational. Although grabbing wins over then-ranked No. 7 Oklahoma State and Texas Tech, The Tigers fell to then-No. 5/6 Washington, No. 16/19 Michigan, and Notre Dame who is still receiving votes in the national polls.

Coffey led the team last weekend with a .421 batting average and had eight hits to go along with three RBI and two runs scored.

Clara Briggs followed with five hits and a .333 batting average with a stolen base and the No. 1 play on ESPN Sportcenter Top 10 which was a diving catch over the centerfield wall to rob a home run from Texas Tech.

Freshman outfielder McKenzie Redoutey had an impressive weekend as she led the team with six RBI, highlighted by a three-run home run against then-ranked No. 7 Oklahoma State. Redoutey hit .333 on the weekend.

Ali Kilponen went 2-0 in the circle in Florida and had a 0.43 ERA with two complete games, one shutout, 14 strikeouts and two walks in 16.1 innings pitched.

Cup of Coffey

Third baseman and leadoff hitter Danieca Coffey leads the team with a nine-game hitting streak which is the longest of her career. She has also tallied three multiple-hit games this season, including a career single-game high of three hits last weekend against Michigan. Coffey enters the weekend tied No. 5 with 36 at bats and ranks No. 11 in the SEC with 14 hits.

AK Leading in the Circle

Ali Kilponen has a 4-1 record in the circle this season in six appearances. Kilponen has a 1.06 ERA and has four complete games and one shutout, the 2-0 win over Texas Tech to conclude the Clearwater Tournament. She has won every game she has started this season.

Kilponen enters the weekend ranked No. 2 in the SEC with 33.0 innings pitched, tied No. 3 in the SEC with four wins, and tied for No. 11 in the SEC with 26 strikeouts.

The One-Two Punch

Georgia Clark and Shelbi Sunseri account for seven of the nine Tigers home runs this season. Sunseri leads the team with four home runs after hitting a three-run homer in the 10-2 win over Oklahoma State in the sixth inning.

All three of Clark's HR came against South Alabama, including the two-run HR in the season opener.

Two Out Shots

Eight of the nine LSU home runs this season have come with two outs in the inning. LSU is 4-1 this season in games where a Tiger hits a home run.

Hit Streaks and Miscellaneous Numbers

Clara Briggs and Coffey lead the team with an 11 and nine-game reached base streak. Briggs and Coffey also lead the team with three multiple-hit games this season with each recording as many as three hits in a single game.

Shelbi Sunseri leads the team with four multiple RBI games followed by three from Georgia Clark.

Pleasants Named to USA Softball Top 50 Watch List

LSU infielder Taylor Pleasants was named to the 2022 USA Softball Collegiate Player of the Year Top 50 "Watch List" announced by USA Softball.

Pleasants garnered several postseason awards in 2021 including being named a NFCA All-American, All-SEC First Team selection and SEC Newcomer of the Year after finishing the season with a .316 batting average, 56 hits, 49 RBI, 37 runs and 13 home runs. Earlier this month, Pleasants was selected to the 2022 USA Softball Women's National Team.

The Top 25 Finalists for the 2022 USA Softball Collegiate Player of the Year award will be announced April 20. While an athlete does not have to be on the "Watch List" to be considered for the Top 25, the eventual USA Softball Collegiate Player of the Year will come from the Top 25 Finalists. The Top 10 Finalists will be revealed May 4 with the Top 3 released May 18. The 2022 USA Softball Collegiate Player of the Year will be announced prior to the NCAA Women's College World Series.

Two Tigers Named to Preseason All-SEC Softball Team

The Southeastern Conference announced the 2021 Preseason All-SEC Softball Team that featured two LSU softball players on the list. Ali Kilponen and Taylor Pleasants represented the Tigers.

The Tigers are one of eight SEC schools with multiple student-athletes listed. After Florida and Missouri with three players each, LSU along with Alabama, Arkansas, Kentucky, Tennessee, and Texas A&M each have two student-athletes mentioned. Auburn, Georgia, and Mississippi State each have one student-athlete selected.

The Preseason All-SEC Softball Team is voted on by the league's head coaches and consists of a minimum of 21 players. No ties were broken.

TIGERS IN THE POLLS

USA Today/NFCA Coaches Poll (2/22/22)

RK	TEAM (1ST VOTES)	PTS	'22 Record	Previous
1	Oklahoma (32)	800	13-0	1
2	Alabama	765	9-0	2
3	Florida State	728	10-0	5
4	Florida	710	10-0	4
5	Washington	662	9-1	6
6	UCLA	638	7-3	3
7	Virginia Tech	591	8-2	8
8	Arizona	532	7-2	9
9	Oregon	470	8-1	12
10	Arkansas	462	7-3	10
11	Oklahoma State	449	6-4	7
12	Kentucky	448	9-1	16
13	Duke	427	8-2	14
14	Clemson	389	6-3	15
15	Georgia	380	9-2	13
16	Missouri	244	8-3	17
17	Tennessee	236	6-3	18
18	Northwestern	233	7-2	RV
19	Michigan	226	5-4	19
20	Louisiana	203	6-0	20
21	Auburn	167	9-1	RV
22	Arizona State	140	7-3	23
23	Texas	131	5-6	11
24	LSU	129	6-5	21
25	USF	70	6-2	RV

Receiving Votes: UCF (46), Notre Dame (37), Stanford (20), Wichita State (15), Minnesota (14), Iowa State (11), James Madison (11), Wisconsin (8), Illinois (5), Charlotte (2), Liberty (1).

ESPN.com/USA Softball Poll (2/22/22)

RK	TEAM (1ST VOTES)	'22 Record	PTS	Previous
1.	Oklahoma (25)	10-0	624	1
2.	Alabama	9-0	596	2
3.	Florida State (1)	10-0	570	6
4.	Florida	10-0	547	4
5.	Washington	9-1	527	5
6.	UCLA	7-3	505	3
7.	Virginia Tech	8-2	463	8
8.	Arkansas	7-3	382	10
9.	Clemson	6-3	370	12
10.	Arizona	7-2	367	11
11.	Oregon	8-1	354	13
12.	Oklahoma State	6-4	347	7
13.	Duke	8-2	339	14
14.	Kentucky	9-1	284	19
15.	Northwestern	7-2	276	23
16.	Michigan	5-4	203	16
17.	Tennessee	6-3	190	15
18.	Georgia	9-2	178	18
19.	Missouri	8-3	170	17
20.	Louisiana	6-0	169	20
21.	Auburn	9-1	137	25
22.	Arizona State	7-3	129	21
23.	LSU	6-5	89	22
24.	Texas	5-6	75	9
25.	USF	6-2	71	RV

Others receiving votes: Texas A&M (42), UCF (39), Notre Dame (30), Wisconsin (10), Illinois (8), Minnesota (8), BYU (7), James Madison (6), Baylor (3), San Diego State (3), Stanford (3), Oregon State (2), LMU (1).

***The Tigers have been ranked every week since the end of the 2014 season.**

NEWS AND NOTES

LSU Picked Sixth in Preseason SEC Poll

The 2022 SEC Softball Preseason Coaches' Poll was released January 31 and the league's coaches have predicted the LSU softball team to finish sixth in the conference. Alabama, Florida, Arkansas, Tennessee and Missouri make up the top five of the SEC Poll. Points for the poll were awarded on a 1-2-3-4-5-6-7-8-9-10-11-12 basis. Coaches were not allowed to vote for their own team.

2022 SEC Softball Preseason Coaches' Poll

(First-Place Votes in Parentheses)

Place, School, Points

- Alabama (7), 138
- Florida (3), 131
- Arkansas (2), 124
- Tennessee (1), 103
- Missouri, 97
- LSU, 93
- Georgia, 78
- Kentucky, 78
- Ole Miss, 47
- Texas A&M, 41
- Auburn, 36
- Mississippi State, 35
- South Carolina, 13

A Look at the 2022 Schedule

LSU ended the Tiger Classic with a 4-2 record with a pair of victories over South Alabama and one win each against Central Arkansas and Illinois. At the St. Pete/Clearwater Elite Invitational, LSU went 2-3 highlighted by a 10-2 six-inning win over No. 7 Oklahoma State. It was the Tigers first Top 10 victory of the season.

The second home tournament of the season will be the Purple and Gold Challenge (Feb. 25-27), hosting Stephen F. Austin, Drake and Purdue. The final tournament before SEC play will be the LSU Invitational/ULL Crossover (March 3-6). The first game of that tournament for LSU will be at ULL on March 3 and the remainder of the tournament will be at Tiger Park with duels against Troy, ULL, Louisiana Tech and Central Connecticut State.

The Tigers will open SEC Play at home against Alabama March 11-13 and will host a midweek game on March 15 against Southeastern Louisiana.

The Tigers will jump out of the SEC for a three-game series at Texas March 18-19, and will take on Nicholls State at Tiger Park in a midweek game on March 22.

Arkansas will be the first conference road series for LSU in 2022 on March 26-28 before returning home for the first installment of midweek competition against McNeese State March 30.

LSU will challenge Kentucky in a three-game series in Baton Rouge April 1-3. April 2 contest will be the annual Strikeout Ovarian Cancer teal game and SEC's All in for Alex campaign.

The Fighting Tigers will make another trip to Texas for a series against Texas A&M April 8-10, and will then host South Carolina for a trio of games April 14-16.

The final midweek of the season at McNeese State on April 19 begins a stretch of four consecutive road games as the Tigers will travel to Athens, Ga. for a series at Georgia April 22-24.

The final home series of the season will be against Florida April 29-May 1, and the regular season concludes at Mississippi State May 6-8.

The 2022 SEC Softball Tournament is set for May 10-14 at Katie Seashole Stadium in Gainesville, Fla.

NCAA Regional dates are set for May 20-22 with Super Regionals following May 26-29. The Women's College World Series, held in Oklahoma City, will be held June 2-10.

Four Trips in Nine Years Under Torina

The LSU softball program has advanced to the Women's College World Series four times under Torina and three out of the last six seasons. LSU and UCLA were the only programs that advanced to Oklahoma for three-straight years (2015-2017).

Softball Inks Six for 2023 Season

Head coach Beth Torina announced in the fall the signing of six during 2021 Signing Day. All will be freshman and eligible for the 2022-23 academic year.

Extra Inning Softball ranked the Tigers' class as No. 6 in the country for the second consecutive year as all signees are ranked in the Top 100 Prospect rankings.

The Tigers signed Maci Bergeron (Rayne, La.), Sydney Berzon (Buffalo, N.Y.), Alea Johnson (Fairhope, Ala.), Abigail Savoy (Branch, La.), Emma Strood (League City, Texas) and Maia Townsend (Morris, Ala.).

"This class is truly special, and we have been awaiting their arrival for a long time," said coach Torina. "They are the best of the best at their respective positions and will help us continue to compete at the absolute highest level. I fully expect that we will see an immediate impact on our program from this group. We are proud of all they have accomplished up to this point in their careers and we cannot wait to see what lies ahead for them as a part of our program."

Cummins, Stewart Earn Degrees in Fall 2021

Morgan Cummins and Savannah Stewart earned their degree this fall. Cummins graduated with a bachelor's degree in Interdisciplinary Studies, while Stewart received her bachelor's degree in Sports Administration.

Press Box Conversations

In the opening weekend at Tiger Park, working 10 games in three days, the great debate arose on what color drink is the best Powerade drink. Out of a pool of 10, the breakdown is: Blue-8, Orange-1, Purple-1.

Coach Torina has participated in this debate, citing that her favorite Powerade color is white. What is yours?



Mike Moore Performance Center

THE FIRST OF ITS KIND & A SOFTBALL PLAYER'S DREAM

"The Mike"

- The Mike Moore Performance Center, one of the top indoors facilities among college softball and the biggest indoor facility in the SEC, was added to the facility in 2020.

- The facility was named after the late Mike Moore, a longtime supporter of LSU softball. During his life, Mr. Moore was an avid and very active fan of LSU Athletics. Mr. Moore and his family were season ticket holders for multiple sports and often traveled across the country to watch the Tigers play.

- Mr. Moore tragically passed away while traveling with his wife supporting the LSU Softball team in Palm Springs, California in February of 2015. Before his passing, Mr. Moore and his family made a financial commitment to the LSU softball program for the performance center.


- This state-of-the-art facility features a full-sized infield, multiple hitting lanes and a team weight room, believed to be the first-ever exclusive weight room for a softball team in the nation.

- With a space of 14,500 square feet, 1,279 square feet is dedicated to the weight room to go along with 770 square feet on the second floor specifically for cardio equipment.

- Each hitting lane will have wired electricity which provides the staff and student-athletes the capability to set up multiple hitting machines throughout the facility. The facility is wired with a custom multi-camera system that provides a chance to immediately review film during practice.

- The building is also equipped with 517 square feet of storage space and a 240 square foot locker room area. Lighting is energy efficient with impact-resistant LED fixtures.

- A custom turf, that mirrors real grass in terms of playability and performance, was installed with LSU branding throughout the entire indoor. Graphics are placed throughout the interior of the facility that honors the history of LSU softball.



FIRST-CLASS FACILITY

(Top left) Entrance into weight room & stairs to cardio equipment. (Top right) Cardio Room. (Bottom left) Five hitting lanes. (Bottom right) Weight & Cardio Room.

LAST TIME A TIGER....	
Scored three runs in a game:	Aliyah Andrews, vs. UL-Lafayette, 05/23/21
Scored four runs in a game:	Aliyah Andrews & Morgan Smith, North Dakota 02/17/21
Had four hits in a game:	Aliyah Andrews, Missouri, 04/11/21
Had five hits in a game:	Sahvanna Jaquish, at South Carolina, 04/19/14
Had five RBIs in a game:	Georgia Clark, vs. UL-Lafayette, 05/23/21
Had six RBIs in a game:	Taylor Pleasants, vs. Liberty, 02/21/21
Had seven RBIs in a game:	Amanda Doyle, North Dakota, 02/17/21
Had nine RBIs in a game:	Bianka Bell, at Louisiana Tech, 03/15/16
Had two doubles in a game:	Taylor Pleasants, Auburn, 05/08/21
Had three doubles in a game:	Raeleen Gutierrez, Ole Miss, 04/03/21
Had two triples in a game:	Constance Quinn, vs. Bethune-Cookman, 02/23/17
Had two home runs in a game:	Georgia Clark, Shelbi Sunseri, South Alabama, 02/12/22
Had three home runs in a game:	Bianka Bell, Kellsie Kloss, at Louisiana Tech, 03/15/16
Hit a grand slam:	Ali Newland, vs. Notre Dame, 02/19/22
Lead off game with home run:	Kirsten Shortridge, at Hawai`i, 02/07/09
Lead off inning with home run:	Amanda Doyle, at Kentucky, 04/25/21
Hit an inside-the-park home run:	Raeleen Gutierrez, at Southeastern La., 03/16/21
Hit a walk-off home run to win regulation game:	Taylor Pleasants, No. 13 Oklahoma State, 02/08/20
Hit a walk-off home run to win an extra inning game:	Amanda Doyle, No. 13 Baylor, 03/24/18
Had eight total bases in a game:	Georgia Clark, Shelbi Sunseri, South Alabama, 02/12/22
Had nine total bases in a game:	Amanda Doyle, North Dakota, 02/17/21
Had 10 total bases in a game:	Taylor Pleasants, Liberty, 02/21/21
Had 13 total bases in a game:	Bianka Bell, at Louisiana Tech, 03/15/16
Had 14 total bases in a game:	Kellsie Kloss, at Louisiana Tech, 03/15/16
Drew three walks in a game:	Shelbi Sunseri, at Kentucky, 04/23/21
Drew four walks in a game:	Sahvanna Jaquish, Missouri, 04/29/17
Drew five walks in a game:	Taylor Pleasants, Sam Houston St., 02/22/20
Drew two intentional walks in a game:	Amanda Doyle, Auburn, 03/11/18
Drew three intentional walks in a game:	Shelbi Sunseri, USC Upstate, 03/01/19
Hit by pitch twice in a game:	Sydney Peterson, South Alabama, 02/12/22
Hit by pitch three times in a game:	Taylor Pleasants, vs. UL-Lafayette, 05/22/21
Struck out three times in a game:	Shelbi Sunseri, vs. No. 16/19 Michigan, 02/19/22
Struck out four times in a game:	Taryn Antoine, Ole Miss, 04/06/18
Struck out five times in a game:	Ashley Lewis, Southern Miss, 05/20/00
Had two sacrifice hits in a game:	Emily Griggs, Auburn, 03/10/18
Had three sacrifice hits in a game:	Tara Asbill, at Alabama [Gm 1], 05/05/00
Had two sacrifice flies in a game:	Morgan Cummins, Sam Houston St., 02/22/20
Had two stolen bases in a game:	Aliyah Andrews, Louisiana Tech, 04/06/21
Had three stolen bases in a game:	Ciara Briggs, Illinois State, 03/08/20
Had four stolen bases in a game:	Aliyah Andrews, Oregon State, 02/17/18
Seven-inning complete-game shutout:	Ali Kilponen, vs. Texas Tech, 02/20/22
Extra-inning complete-game shutout:	Shelbi Sunseri, Ole Miss [8 IP], 04/01/21
Tossed a perfect game:	Maribeth Gorsuch, Belmont [7 IP], 02/22/20
Tossed a no-hitter:	Maribeth Gorsuch, Belmont [7 IP], 02/22/20
Tossed a combined no-hitter:	Kilponen, Edwards, Abrams, Florida A&M, 02/09/20
Seven-inning no-hitter:	Maribeth Gorsuch, Belmont, 02/22/20
Seven-inning complete-game one-hitter:	Allie Walljasper, vs. Florida State, 5/27/17
Recorded 13 strikeouts in a game:	Carley Hoover, at Tennessee, 04/14/18
Recorded 14 strikeouts in a game:	Ali Kilponen, Central Arkansas, 02/23/21
Recorded 15 strikeouts in a game:	Ali Kilponen, Campbell, 03/07/20
Recorded 16 strikeouts in a game:	Maribeth Gorsuch, Belmont, 02/22/20
Recorded 17 strikeouts in a game:	Brittany Mack, at No. 10 Missouri [Gm 1], 05/27/11
Recorded 18 strikeouts in a game:	Rachele Fico, vs. Syracuse, 05/20/11
Recorded 19 strikeouts in a game:	Britni Sneed, vs. Oklahoma, 05/26/01
Recorded 22 strikeouts in a game:	Rachele Fico, at Mississippi State, 03/08/13
Pitched 10+ innings:	Shelbi Sunseri, vs. Texas Tech, 05/18/19
Pitched 11+ innings:	Ashley Czechner, vs. Harvard, 02/28/14
Pitched 13+ innings:	Rachele Fico, at Mississippi State [14 IP], 03/08/13
Pitched 19+ innings:	Allie Walljasper, Ole Miss, 04/06/18
Had 18 putouts:	Morgan Russell, vs. Syracuse, 05/20/11
Had 19 putouts:	Jennifer Schuelke, vs. Oklahoma, 05/26/01
Had 23 putouts:	Lauren Houston, at Mississippi State, 03/08/13
Had 26 putouts:	Amanda Doyle, Ole Miss, 04/11/18
Had six assists:	Taylor Pleasants, at Florida 03/27/21
Had seven assists:	Taylor Pleasants, vs. Kansas, 02/13/21
Had eight assists:	Taylor Tidwell, vs. UL-Lafayette, 05/23/21
Had 10 assists:	Becca Schulte, Ole Miss, 04/06/18
Had two errors:	Taylor Tidwell, vs. McNeese State, 05/21/21
Had three errors:	Amber Serrett, Missouri, 04/29/17
Had four errors:	Andrea Smith, vs. Arizona, 05/26/06

Inning-by-Inning											
SCORE BY INNINGS	1	2	3	4	5	6	7	8	9	10 +	TOTALS
LSU	10	3	7	10	6	7	1	0	0	0	44
Opponents	5	9	4	8	4	1	3	3	0	0	37

HONORS & AWARDS
Taylor Pleasants
• USA Softball Collegiate Player of the Year Top 50 Watch List
• Preseason All-SEC
• D1 Softball Preseason All-American (2nd Team)
Ali Kilponen
• Preseason All-SEC

2022 Overall Stats

Record: 6-5 Home: 4-2 Away: 0-0 Neutral: 2-3 SEC: 0-0

Player	avg	gp-gs	ab	r	h	2b	3b	hr	rbi	tb	slg%	bb	hp	so	gdp	ob%	sf	sh	sb-att	po	a	e	fld%
24 Hayden Brown	.500	2-0	2	0	1	0	0	0	1	1	.500	0	0	0	0	.500	0	0	0-0	0	0	0	.000
13 Danieca Coffey	.389	11-11	36	5	14	1	1	0	3	17	.472	3	0	6	0	.436	0	0	2-3	4	17	6	.778
88 Ciara Briggs	.382	11-11	34	8	13	1	0	0	3	14	.412	6	0	6	0	.475	0	2	3-3	11	0	0	1.000
26 Morgan Cummins	.300	5-4	10	0	3	0	0	0	0	3	.300	1	0	3	0	.364	0	0	0-0	31	4	0	1.000
25 Georgia Clark	.281	11-11	32	5	9	1	0	3	8	19	.594	5	0	4	0	.368	1	0	0-0	82	5	4	.956
4 McKenzie Redoutey	.278	8-8	18	4	5	1	0	1	6	9	.500	7	0	6	0	.480	0	0	1-1	10	0	2	.833
8 Savannah Stewart	.222	8-6	18	3	4	2	0	0	1	6	.333	2	0	4	0	.300	0	0	0-0	8	0	1	.889
27 Shelbi Sunseri	.214	11-11	28	7	6	1	0	4	12	19	.679	8	1	8	1	.405	0	1	0-0	0	3	0	1.000
44 Ali Newland	.214	9-9	28	1	6	2	0	1	5	11	.393	0	0	1	0	.214	0	0	1-2	19	4	0	1.000
23 Baylea Brandon	.200	3-1	5	0	1	0	0	0	0	1	.200	0	0	1	0	.200	0	0	0-1	0	0	0	.000
1 Sydney Peterson	.167	11-7	6	2	1	0	0	0	0	1	.167	3	3	2	0	.583	0	0	1-1	17	13	0	1.000
47 Cait Calland	.143	6-4	7	1	1	1	0	0	0	2	.286	1	0	1	0	.250	0	0	0-0	21	4	0	1.000
17 Taylor Pleasants	.121	11-11	33	2	4	1	0	0	2	5	.152	2	2	6	0	.216	0	1	1-1	19	25	3	.936
55 Raeleen Gutierrez	.000	3-2	6	0	0	0	0	0	0	0	.000	0	1	4	0	.143	0	0	0-0	1	0	0	1.000
99 Presleigh Pilon	.000	5-3	6	1	0	0	0	0	0	0	.000	0	0	0	0	.000	0	0	0-0	3	5	0	1.000
37 Morgan Smith	.000	5-1	3	0	0	0	0	0	0	0	.000	0	0	1	0	.000	0	0	0-0	2	0	0	1.000
20 Jordyn Perkins	.000	3-1	3	0	0	0	0	0	1	0	.000	0	0	1	0	.000	1	0	0-0	0	0	0	.000
18 Ke. Houshmandzadeh	.000	3-1	2	0	0	0	0	0	0	0	.000	0	0	1	0	.000	0	0	0-0	3	0	0	1.000
84 Ka. Houshmandzadeh	.000	3-0	1	0	0	0	0	0	0	0	.000	0	0	1	0	.000	0	0	0-0	0	0	0	.000
42 KK Madrey	.000	7-0	0	4	0	0	0	0	0	0	.000	0	0	0	0	.000	0	0	3-3	0	0	0	.000
9 Madilyn Giglio	.000	7-0	0	1	0	0	0	0	0	0	.000	0	0	0	0	.000	0	0	1-1	0	0	0	.000
Totals	.245	11	278	44	68	11	1	9	42	108	.388	38	7	56	1	.348	2	4	13-16	231	89	16	.952
Opponents	.221	11	298	37	66	12	1	5	34	95	.319	20	4	66	2	.280	0	3	11-14	216	67	8	.973

LOB - Team (69), Opp (57). DPs turned - Team (3), Opp (2). Picked off - Redoutey 1.

(All games Sorted by Earned run avg)

Player	era	w-l	app	gs	cg	sho	sv	ip	h	r	er	bb	so	2b	3b	hr	b/avg	wp	hp	bk	sfa	sha
2 Ali Kilponen	1.06	4-1	6	4	4	1/0	0	33.0	28	9	5	4	26	4	0	0	.222	3	2	0	0	2
27 Shelbi Sunseri	2.74	2-1	6	3	2	1/0	0	23.0	17	10	9	6	17	5	0	2	.198	1	1	0	0	1
21 Taylor Edwards	3.50	0-0	1	0	0	0/0	0	2.0	2	1	1	0	1	0	1	0	.286	0	0	0	0	0
11 Shelby Wickersham	3.68	0-3	4	3	0	0/0	0	13.1	11	12	7	7	14	3	0	0	.208	2	1	0	0	0
34 Raelin Chaffin	4.94	0-0	2	1	0	0/0	0	5.2	8	5	4	3	8	0	0	3	.308	0	0	0	0	0
Totals	2.36	6-5	11	11	6	2/0	0	77.0	66	37	26	20	66	12	1	5	.221	6	4	0	0	3
Opponents	3.79	5-6	11	11	6	0/0	0	72.0	68	44	39	38	56	11	1	9	.245	5	7	0	2	4

PB - Team (7), Calland 3, Newland 2, Cummins 2, Opp (3). Pickoffs - Team (0), Opp (1). SBA/ATT - Calland (3-5), Wickersham (3-5), Newland (5-5), Kilponen (4-4), Cummins (3-4), Sunseri (2-3), Chaffin (2-2).

Starting Lineups

DATE	OPPONENT	1	2	3	4	5	6	7	8	9	# (RECORD)
FEB. 11	SOUTH ALABAMA	BRIGGS	PLEASANTS	SUNSERI	CLARK	NEWLAND	COFFEY	REDOUTEY	CUMMINS	STEWART	1-0
FEB. 11	ILLINOIS	BRIGGS	PLEASANTS	SUNSERI	CLARK	NEWLAND	COFFEY	M. SMITH	PILON	CALLAND	2-0
FEB. 12	SOUTH ALABAMA	BRIGGS	PLEASANTS	SUNSERI	CLARK	NEWLAND	COFFEY	GUTIERREZ	PETERSON	STEWART	3-0
FEB. 12	CENTRAL ARKANSAS	BRIGGS	PLEASANTS	SUNSERI	CLARK	NEWLAND	COFFEY	CUMMINS	REDOUTEY	KE. HOUSH.	3-1
FEB. 13	ILLINOIS	COFFEY	BRIGGS	PLEASANTS	SUNSERI	CLARK	NEWLAND	GUTIERREZ	PERKINS	STEWART	3-2
FEB. 13	CENTRAL ARKANSAS	COFFEY	BRIGGS	SUNSERI	CLARK	PLEASANTS	NEWLAND	REDOUTEY	CALLAND	PILON	4-2
FEB. 18	VS. #7 OKLAHOMA ST.	COFFEY	BRIGGS	PLEASANTS	SUNSERI	CLARK	STEWART	REDOUTEY	CALLAND	PILON	5-2
FEB. 18	VS. #5/6 WASHINGTON	COFFEY	BRIGGS	PLEASANTS	SUNSERI	CLARK	STEWART	REDOUTEY	CUMMINS	PETERSON	5-3
FEB. 19	VS. NOTRE DAME	COFFEY	BRIGGS	PLEASANTS	SUNSERI	CLARK	REDOUTEY	NEWLAND	BRANDON	CALLAND	5-4
FEB. 19	VS. #16/19 MICHIGAN	COFFEY	BRIGGS	SUNSERI	CLARK	PLEASANTS	NEWLAND	REDOUTEY	PETERSON	STEWART	5-5
FEB. 20	VS. TEXAS TECH	COFFEY	BRIGGS	CLARK	PLEASANTS	SUNSERI	NEWLAND	REDOUTEY	CUMMINS	PETERSON	6-5

Starters By Position

DATE	OPPONENT	C	1B	2B	3B	SS	LF	CF	RF	DP	SP
FEB. 11	SOUTH ALABAMA	CUMMINS	CLARK	PETERSON	COFFEY	PLEASANTS	NEWLAND	BRIGGS	REDOUTEY	STEWART	SUNSERI
FEB. 11	ILLINOIS	CALLAND	CLARK	PILON	COFFEY	PLEASANTS	NEWLAND	BRIGGS	M. SMITH	SUNSERI	KILPONEN
FEB. 12	SOUTH ALABAMA	NEWLAND	CLARK	PETERSON	COFFEY	PLEASANTS	STEWART	BRIGGS	GUTIERREZ	SUNSERI	KILPONEN
FEB. 12	CENTRAL ARKANSAS	CUMMINS	CLARK	KE. HOUSH.	COFFEY	PLEASANTS	NEWLAND	BRIGGS	REDOUTEY	SUNSERI	CHAFFIN
FEB. 13	ILLINOIS	NEWLAND	CLARK	PETERSON	COFFEY	PLEASANTS	STEWART	BRIGGS	GUTIERREZ	PERKINS	SUNSERI
FEB. 13	CENTRAL ARKANSAS	CALLAND	CLARK	PILON	COFFEY	PLEASANTS	NEWLAND	BRIGGS	REDOUTEY	SUNSERI	WICKERSHAM
FEB. 18	VS. #7 OKLAHOMA ST.	CALLAND	CLARK	PILON	COFFEY	PLEASANTS	STEWART	BRIGGS	REDOUTEY	SUNSERI	KILPONEN
FEB. 18	VS. #5/6 WASHINGTON	CUMMINS	CLARK	PETERSON	COFFEY	PLEASANTS	STEWART	BRIGGS	REDOUTEY	SUNSERI	WICKERSHAM
FEB. 19	VS. NOTRE DAME	CALLAND	CLARK	PETERSON	COFFEY	PLEASANTS	NEWLAND	BRIGGS	REDOUTEY	BRAANDON	SUNSERI
FEB. 19	VS. #16/19 MICHIGAN	NEWLAND	CLARK	PETERSON	COFFEY	PLEASANTS	STEWART	BRIGGS	REDOUTEY	SUNSERI	WICKERSHAM
FEB. 20	VS. TEXAS TECH	CUMMINS	CLARK	PETERSON	COFFEY	PLEASANTS	NEWLAND	BRIGGS	REDOUTEY	SUNSERI	KILPONEN

Results

DATE	OPPONENT	RESULT	INN	LSU R-H-E	OPP. R-H-E	RECORD [SEC]	PITCHER OF RECORD	ATT	TIME
Feb. 11, 2022	South Alabama	W, 3-0	7	3-5-1	0-2-1	1-0 [0-0]	Sunseri [1-0]	995	1:49
Feb. 11, 2022	Illinois	W, 4-2	7	4-4-0	2-6-2	2-0 [0-0]	Kilponen [1-0]	995	1:48
Feb. 12, 2022	South Alabama	W, 8-1	7	8-8-0	1-4-1	3-0 [0-0]	Kilponen [2-0]	1277	2:04
Feb. 12, 2022	Central Arkansas	L, 2-3	7	2-7-2	3-7-1	3-1 [0-0]	Wickersham [0-1]	1277	2:21
Feb. 13, 2022	Illinois	L, 2-5	8	2-8-1	5-9-0	3-2 [0-0]	Kilponen [2-1]	472	2:48
Feb. 13, 2022	Central Arkansas	W, 2-1	7	2-6-2	1-4-0	4-2 [0-0]	Sunseri [2-0]	472	2:04
Feb. 18, 2022	vs. #7 Oklahoma St.	W, 10-2	6	10-7-1	2-8-0	5-2 [0-0]	Kilponen [3-1]	4864	2:20
Feb. 18, 2022	vs. #5/6 Washington	L, 4-9	7	4-9-1	9-10-0	5-3 [0-0]	Wickersham [0-2]	4864	3:29
Feb. 19, 2022	vs. Notre Dame	L, 6-8	7	6-3-2	8-8-1	5-4 [0-0]	Sunseri [2-1]	4853	1:30
Feb. 19, 2022	vs. #16/19 Michigan	L, 1-6	7	1-4-4	6-5-0	5-5 [0-0]	Wickersham [0-3]	4853	2:29
Feb. 20, 2022	vs. Texas Tech	W, 2-0	7	2-7-2	0-3-2	6-5 [0-0]	Kilponen [4-1]	4724	2:00

Rankings reflect NFCA and USA Softball Top 25 on day of competition; Home games are bolded and played at Tiger Park; !-Tiger Classic; @-Purple and Gold Challenge; #-Judi Garman Classic; \$-LSU Invitational; &-LSU Round Robin; [SEC]-SEC contest; ^-SEC Tournament

HR Tracker

HOME RUN TRACKER

NO.	PLAYER	OPPONENT (DATE)	PITCHER	ON-BASE	INNING	OUTS	COUNT	SCORE	FINAL
1	Georgia Clark [1]	South Alabama (Feb. 11)	Hughen	1	1	2	1-1	0-0	W, 3-0
2	Shelbi Sunseri [1]	Illinois (Feb. 11)	Wiles	1	3	2	0-0	1-0	W, 4-2
3	Shelbi Sunseri [2]	South Alabama (Feb. 12)	Lackie	0	3	1	3-2	0-1	W, 8-1
4	Shelbi Sunseri [3]*	South Alabama (Feb. 12)	Lackie	2	4	2	2-1	3-1	W, 8-1
5	Georgia Clark [2]*	South Alabama (Feb. 12)	Lackie	0	4	2	3-2	6-1	W, 8-1
6	Georgia Clark [3]	South Alabama (Feb. 12)	Hardy	0	6	2	2-0	7-1	W, 8-1
7	McKenzie Redoutey [1]	vs. No. 7 Oklahoma St. (Feb. 18)	Day	2	5	2	2-2	4-2	W, 10-2
8	Shelbi Sunseri [4]	vs. No. 7 Oklahoma St. (Feb. 18)	Clopton	2	6	2	0-0	7-2	W, 10-2
9	Ali Newland [1]	vs. Notre Dame (Feb. 20)	Tidd	3	1	2	2-0	1-3	L, 6-8

Bold represents game tying or go-ahead home run
*Back-to-Back Home Runs
& Leadoff Home Run

Multi Hit Games, Multi RBI Games, Streaks

Multiple-Hit Games

(Career # in parentheses)

	2	3	4	5+	Total
Coffey	2 (7)	1 (1)	-	-	3 (8)
Briggs	2 (13)	1 (6)	-	-	3 (19)
Clark	2 (14)	0 (2)	-	-	2 (16)
Cummins	1 (8)	0 (1)	-	-	1 (9)
Newland	1 (1)	-	-	-	1 (1)
Redoutey	1 (1)	-	-	-	1 (1)
Sunseri	1 (30)	0 (2)	-	-	1 (32)
Pleasants	0 (12)	0 (8)	-	-	0 (20)
Stewart	0 (8)	0 (1)	-	-	0 (9)
Gutierrez	0 (5)	0 (2)	-	-	0 (7)
Tidwell	0 (6)	-	-	-	0 (6)
Calland	0 (1)	-	-	-	0 (1)

Multiple-RBI Games

(Career # in parentheses)

	2	3	4	5+	Total
Sunseri	2 (20)	1 (12)	1 (5)	-	4 (37)
Clark	3 (13)	0 (3)	0 (1)	0 (1)	3 (18)
Redoutey	1 (1)	1 (1)	-	-	2 (2)
Newland	0 (1)	-	1 (2)	-	1 (3)
Pleasants	1 (12)	0 (4)	0 (3)	0 (1)	1 (20)
Cummins	0 (4)	0 (3)	0 (1)	0 (1)	0 (9)
Tidwell	0 (5)	0 (2)	-	-	0 (7)
Gutierrez	0 (2)	0 (2)	0 (1)	-	0 (5)
Stewart	0 (4)	-	-	-	0 (4)
Briggs	0 (2)	0 (1)	-	-	0 (3)
Perkins	0 (1)	0 (2)	-	-	0 (3)
Calland	0 (1)	-	-	-	0 (1)
Coffey	0 (1)	-	-	-	0 (1)
Ka. Housh.	-	0 (1)	-	-	0 (1)
M. Smith	0 (1)	-	-	-	0 (1)

Longest Hitting Streak

	Current	2022	Career
Coffey	9	9	9 (2022)
Briggs	2	7	9 (2021)
Clark	-	6	10 (2020)
Sunseri	-	4	12 (2019)
Newland	-	4	4 (2022)
Stewart	-	3	11 (2019)
Redoutey	1	2	2 (2022)
Brown	1	1	1 (2021, 2022)
Pleasants	1	1	6 (2020)
Peterson	-	1	1 (2022)
Brandon	1	1	1 (2022)
Cummins	-	1	8 (2020)
Calland	-	1	1 (2021, 2022)
Ke. Housh.	-	-	1 (2021)
Perkins	-	-	1 (2019, 2021)
Gutierrez	-	-	5 (2021)
Tidwell	-	-	2 (2020, 2021)
Edwards	-	-	1 (2021)
Ka. Housh	-	-	1 (2019, 2020)
M. Smith	-	-	1 (2021)

Longest Reached Based Streak

	Current	2022	Career
Briggs	11	11	17 (2021)
Coffey	9	9	9 (2022)
Sunseri	1	9	30 (2019)
Redoutey	1	6	6 (2022)
Clark	-	6	15 (2021)
Newland	-	4	4 (2021, 2022)
Stewart	-	3	13 (2019)
Pleasants	2	2	7 (2020, 2021)
Peterson	-	2	2 (2022)
Calland	-	1	6 (2021)
Cummins	-	1	9 (2020)
Brandon	1	1	1 (2022)
Brown	1	1	1 (2021, 2022)
Gutierrez	-	1	12 (2021)
Tidwell	-	-	8 (2020)
Perkins	-	-	2 (2020, 2021)
Ke. Housh.	-	-	1 (2021)
M. Smith	-	-	1 (2021)
Edwards	-	-	1 (2020)
Ka. Housh	-	-	1 (2019, 2021)

Career Stats

#1 SYDNEY PETERSON'S CAREER STATISTICS

YEAR	AVG	GP-GS	AB	R	H	2B	3B	HR	RBI	TB	SLG%	BB	HBP	SO	GDP	OB%	SF	SH	SB-ATT	PO	A	E	FLD%
2022	.167	11-7	6	2	1	0	0	0	0	1	.167	3	3	2	0	.583	0	0	1-1	17	13	0	1.000
TOTAL	.167	11-7	6	2	1	0	0	0	0	1	.167	3	3	2	0	.583	0	0	1-1	17	13	0	1.000

#2 ALI KILPONEN'S CAREER STATISTICS

YEAR	AVG	GP-GS	AB	R	H	2B	3B	HR	RBI	TB	SLG%	BB	HBP	SO	GDP	OB%	SF	SH	SB-ATT	PO	A	E	FLD%
2019	.000	2-2	0	0	0	0	0	0	0	0	.000	0	0	0	0	.000	0	0	0-0	0	5	0	1.000
2020	.000	0-0	0	0	0	0	0	0	0	0	.000	0	0	0	0	.000	0	0	0-0	0	3	0	1.000
2021	.000	33-16	0	0	0	0	0	0	0	0	.000	0	0	0	0	.000	0	0	0-0	3	33	5	.878
2022	.000	0-0	0	0	0	0	0	0	0	0	.000	0	0	0	0	.000	0	0	0-0	0	4	0	1.000
TOTAL	.000	35-18	0	0	0	0	0	0	0	0	.000	0	0	0	0	.000	0	0	0-0	3	45	5	.906

YEAR	ERA	W-L	APP-GS	CG	SHO/CBO	SV	IP	H	R	ER	BB	SO	2B	3B	HR	BF	B/AVG.	WP	HBP	BK	SFA	SHA
2019	3.55	5-3	15-7	3	2/0	0	47.1	41	26	24	20	44	9	1	9	209	.228	2	5	0	3	1
2020	0.58	6-1	9-6	4	2/2	2	36.0	15	3	3	15	49	5	0	0	138	.125	4	1	0	0	2
2021	2.00	15-9	33-16	10	1/0	2	139.2	100	62	40	46	124	13	2	13	580	.195	5	8	0	5	9
2022	1.06	4-1	6-4	4	1/0	0	33.0	28	9	5	4	26	4	0	0	134	.222	3	2	0	0	2
TOTAL	1.97	30-14	63-33	21	6/2	4	256.0	184	100	72	85	243	31	3	22	1061	.196	14	16	0	8	14

#3 TAYLOR TIDWELL'S CAREER STATISTICS

YEAR	AVG	GP-GS	AB	R	H	2B	3B	HR	RBI	TB	SLG%	BB	HBP	SO	GDP	OB%	SF	SH	SB-ATT	PO	A	E	FLD%
2019	.167	6-0	6	0	1	0	0	0	2	1	.167	2	0	4	0	.333	1	0	0-0	3	2	0	1.000
2020	.351	17-17	37	13	13	4	1	3	14	28	.757	9	1	12	0	.489	0	0	1-1	30	14	2	.957
2021	.154	49-36	65	14	10	1	0	5	10	26	.400	14	5	19	1	.341	1	1	3-3	85	63	10	.937
TOTAL	.222	72-53	108	27	24	5	1	8	26	55	.509	25	6	35	1	.390	2	1	4-4	118	79	12	.943

#4 MCKENZIE REDOUTEY'S CAREER STATISTICS

YEAR	AVG	GP-GS	AB	R	H	2B	3B	HR	RBI	TB	SLG%	BB	HBP	SO	GDP	OB%	SF	SH	SB-ATT	PO	A	E	FLD%
2022	.278	8-8	18	4	5	1	0	1	6	9	.500	7	0	6	0	.480	0	0	1-1	10	0	2	.833
TOTAL	.278	8-8	18	4	5	1	0	1	6	9	.500	7	0	6	0	.480	0	0	1-1	10	0	2	.833

#8 SAVANNAH STEWART'S CAREER STATISTICS

YEAR	AVG	GP-GS	AB	R	H	2B	3B	HR	RBI	TB	SLG%	BB	HBP	SO	GDP	OB%	SF	SH	SB-ATT	PO	A	E	FLD%
2019	.362	44-40	105	21	38	6	3	0	8	50	.476	11	0	18	0	.419	1	3	6-6	60	2	4	.939
2020	.250	18-17	40	8	10	2	1	0	5	14	.350	3	0	10	0	.295	1	0	1-2	12	1	0	1.000
2021	.192	30-4	26	9	5	1	0	0	3	6	.231	3	0	7	0	.276	0	0	0-1	17	1	0	1.000
2022	.222	8-6	18	3	4	2	0	0	1	6	.333	2	0	4	0	.300	0	0	0-0	8	0	1	.889
TOTAL	.302	100-67	189	41	57	11	4	0	17	76	.402	19	0	39	0	.362	2	3	7-9	97	4	5	.953

#9 MADILYN GIGLIO'S CAREER STATISTICS

YEAR	AVG	GP-GS	AB	R	H	2B	3B	HR	RBI	TB	SLG%	BB	HBP	SO	GDP	OB%	SF	SH	SB-ATT	PO	A	E	FLD%
2022	.000	7-0	0	1	0	0	0	0	0	0	.000	0	0	0	0	.000	0	0	1-1	0	0	0	.000
TOTAL	.000	7-0`	0	1	0	0	0	0	0	0	.000	0	0	0	0	.000	0	0	1-1	0	0	0	.000

#11 SHELBY WICKERSHAM'S CAREER STATISTICS

YEAR	AVG	GP-GS	AB	R	H	2B	3B	HR	RBI	TB	SLG%	BB	HBP	SO	GDP	OB%	SF	SH	SB-ATT	PO	A	E	FLD%
2019	.000	1-1	0	0	0	0	0	0	0	0	.000	0	0	0	0	.000	0	0	0-0	2	21	0	1.000
2020	.000	0-0	0	0	0	0	0	0	0	0	.000	0	0	0	0	.000	0	0	0-0	1	4	1	.833
2021	.000	17-10	0	0	0	0	0	0	0	0	.000	0	0	0	0	.000	0	0	0-0	1	9	1	.909
2022	.000	0-0	0	0	0	0	0	0	0	0	.000	0	0	0	0	.000	0	0	0-0	0	5	0	1.000
TOTAL	.000	18-11`	0	0	0	0	0	0	0	0	.000	0	0	0	0	.000	0	0	0-0	4	39	2	.956

YEAR	ERA	W-L	APP-GS	CG	SHO/CBO	SV	IP	H	R	ER	BB	SO	2B	3B	HR	BF	B/AVG.	WP	HBP	BK	SFA	SHA
2019	2.29	10-2	24-15	7	4/0	1	98.0	79	44	32	36	48	12	0	9	419	.221	5	11	0	3	12
2020	0.40	5-1	6-6	4	2/1	0	35.1	18	5	2	10	31	0	0	2	132	.149	2	1	0	0	0
2021	3.68	5-3	16-10	2	1/0	0	53.1	60	39	28	37	43	8	0	3	269	.275	7	10	0	1	3
2022	3.68	0-3	4-3	0	0/0	0	13.1	11	12	7	7	14	3	0	0	61	.208	2	1	0	0	0
TOTAL	2.41	20-9	50-34	13	7/1	1	200.0	168	100	69	90	136	23	0	14	881	.224	16	23	0	4	15

#13 DANIECA COFFEY'S CAREER STATISTICS

YEAR	AVG	GP-GS	AB	R	H	2B	3B	HR	RBI	TB	SLG%	BB	HBP	SO	GDP	OB%	SF	SH	SB-ATT	PO	A	E	FLD%
2021	.226	41-31	93	11	21	3	1	0	6	26	.280	3	0	13	0	.247	1	0	6-6	29	34	8	.887
2022	.389	11-11	36	5	14	1	1	0	3	17	.472	3	0	6	0	.436	0	0	2-3	4	17	6	.778
TOTAL	.271	52-42	129	16	35	4	2	0	9	43	.333	6	0	19	0	.301	1	0	8-9	33	51	14	.857

#17 TAYLOR PLEASANTS' CAREER STATISTICS

YEAR	AVG	GP-GS	AB	R	H	2B	3B	HR	RBI	TB	SLG%	BB	HBP	SO	GDP	OB%	SF	SH	SB-ATT	PO	A	E	FLD%
2020	.383	24-24	60	23	23	3	1	4	21	40	.667	19	2	9	0	.530	2	0	0-0	21	45	6	.917
2021	.316	57-57	177	37	56	12	0	13	49	107	.605	27	4	14	0	.416	1	2	3-3	88	120	14	.937
2022	.121	11-11	33	2	4	1	0	0	2	5	.152	2	2	6	0	.216	0	1	1-1	19	25	3	.936
TOTAL	.307	92-92	270	62	83	16	1	17	72	152	.563	48	8	29	0	.422	3	3	4-4	128	190	23	.933

Career Stats

#18 KENNEDI HOUSHMANDZADEH'S CAREER STATISTICS

YEAR	AVG	GP-GS	AB	R	H	2B	3B	HR	RBI	TB	SLG%	BB	HBP	SO	GDP	OB%	SF	SH	SB-ATT	PO	A	E	FLD%
2021	.500	7-0	2	3	1	0	0	0	0	1	.500	0	0	1	0	.500	0	0	1-1	1	0	0	1.000
2022	.000	3-1	2	0	0	0	0	0	0	0	.000	0	0	1	0	.000	0	0	0-0	3	0	0	1.000
TOTAL	.250	10-1	4	3	1	0	0	0	0	1	.250	0	0	2	0	.250	0	0	1-1	4	0	0	1.000

#20 JORDYN PERKINS' CAREER STATISTICS

YEAR	AVG	GP-GS	AB	R	H	2B	3B	HR	RBI	TB	SLG%	BB	HBP	SO	GDP	OB%	SF	SH	SB-ATT	PO	A	E	FLD%
2019	.222	11-0	9	2	2	0	0	1	4	5	.556	2	0	3	0	.364	0	0	0-0	0	0	0	.000
2020	.375	10-0	8	3	3	1	0	1	5	7	.875	2	0	2	0	.500	0	0	0-0	2	3	0	1.000
2021	.250	9-0	8	0	2	1	0	0	3	3	.375	2	0	3	0	.400	0	0	0-0	0	1	0	1.000
2022	.000	3-1	3	0	0	0	0	0	1	0	.000	0	0	1	0	.000	1	0	0-0	0	0	0	1.000
TOTAL	.250	33-1	28	5	7	2	0	2	13	15	.536	6	0	9	0	.371	1	0	0-0	2	4	0	1.000

#21 TAYLOR EDWARDS' CAREER STATISTICS

YEAR	AVG	GP-GS	AB	R	H	2B	3B	HR	RBI	TB	SLG%	BB	HBP	SO	GDP	OB%	SF	SH	SB-ATT	PO	A	E	FLD%
2020	.333	4-0	3	1	1	1	0	0	0	2	.667	1	0	0	0	.500	0	0	0-0	0	1	0	1.000
2021	.000	1-0	0	0	0	0	0	0	0	0	.000	0	0	0	0	.000	0	0	0-0	0	0	0	.000
TOTAL	.500	5-0	3	1	1	1	0	0	0	2	.667	1	0	0	0	.500	0	0	0-0	0	1	0	1.000

YEAR	ERA	W-L	APP-GS	CG	SHO/CBO	SV	IP	H	R	ER	BB	SO	2B	3B	HR	BF	B/AVG.	WP	HBP	BK	SFA	SHA
2020	7.00	0-0	3-0	0	0/2	0	3.0	2	3	3	3	2	0	0	0	14	.200	3	1	0	0	0
2021	0.00	0-0	1-0	0	0/0	0	1.0	0	0	0	1	1	0	0	0	4	.000	0	0	0	0	0
2022	3.50	0-0	1-0	0	0/0	0	2.0	2	1	1	0	1	0	1	0	7	.286	0	0	0	0	0
TOTAL	4.67	0-0	5-0	0	0/2	0	6.0	4	4	4	4	4	0	1	0	25	.200	3	1	0	0	0

#23 BAYLEA BRANDON'S CAREER STATISTICS

YEAR	AVG	GP-GS	AB	R	H	2B	3B	HR	RBI	TB	SLG%	BB	HBP	SO	GDP	OB%	SF	SH	SB-ATT	PO	A	E	FLD%
2022	.200	3-1	5	0	1	0	0	0	0	1	.200	0	0	1	0	.200	0	0	0-1	0	0	0	.000
TOTAL	.200	3-1	5	0	1	0	0	0	0	1	.200	0	0	1	0	.200	0	0	0-1	0	0	0	.000

#24 HAYDEN BROWN'S CAREER STATISTICS

YEAR	AVG	GP-GS	AB	R	H	2B	3B	HR	RBI	TB	SLG%	BB	HBP	SO	GDP	OB%	SF	SH	SB-ATT	PO	A	E	FLD%
2021	.143	5-2	7	1	1	0	0	0	0	1	.143	0	0	2	0	.143	0	0	0-0	4	1	0	1.000
2022	.500	2-0	2	0	1	0	0	0	1	1	.500	0	0	0	0	.500	0	0	0-0	0	0	0	.000
TOTAL	.222	7-2	9	1	2	0	0	0	1	2	.222	0	0	2	0	.222	0	0	0-0	4	1	0	1.000

#25 GEORGIA CLARK'S CAREER STATISTICS

YEAR	AVG	GP-GS	AB	R	H	2B	3B	HR	RBI	TB	SLG%	BB	HBP	SO	GDP	OB%	SF	SH	SB-ATT	PO	A	E	FLD%
2019	.240	22-8	25	2	6	3	0	0	7	9	.360	7	0	9	0	.406	0	0	0-0	1	0	0	1.000
2020	.429	24-24	56	18	24	5	0	4	19	41	.732	16	0	4	1	.548	1	0	0-0	82	1	1	.988
2021	.252	56-56	151	15	38	4	0	10	32	72	.477	24	2	20	2	.356	3	1	0-0	181	6	1	.995
2022	.281	11-11	32	5	9	1	0	3	8	19	.594	5	0	4	0	.368	1	0	0-0	82	5	4	.956
TOTAL	.292	113-99	264	40	77	13	0	17	66	141	.534	52	2	37	3	.406	5	1	0-0	346	12	6	.984

#26 MORGAN CUMMINS' CAREER STATISTICS

YEAR	AVG	GP-GS	AB	R	H	2B	3B	HR	RBI	TB	SLG%	BB	HBP	SO	GDP	OB%	SF	SH	SB-ATT	PO	A	E	FLD%
2019	.267	47-25	15	3	4	0	0	0	2	4	.267	1	0	3	0	.313	0	0	0-0	122	5	3	.977
2020	.400	19-17	45	9	18	7	0	4	21	37	.822	5	1	8	0	.436	4	0	0-0	98	7	0	1.000
2021	.186	46-41	97	9	18	1	0	5	15	34	.351	6	7	18	0	.277	2	2	0-0	210	13	4	.982
2022	.300	5-4	10	0	3	0	0	0	0	3	.300	1	0	3	0	.364	0	0	0-0	31	4	0	1.000
TOTAL	.257	117-87	167	21	43	8	0	9	38	78	.467	13	8	32	0	.330	6	2	0-0	461	29	7	.986

#27 SHELBI SUNSERI'S CAREER STATISTICS

YEAR	AVG	GP-GS	AB	R	H	2B	3B	HR	RBI	TB	SLG%	BB	HBP	SO	GDP	OB%	SF	SH	SB-ATT	PO	A	E	FLD%
2018	.261	36-34	92	12	24	6	1	7	14	53	.576	14	0	21	0	.358	0	2	0-0	0	3	0	1.000
2019	.340	60-60	159	30	54	14	0	17	60	119	.748	37	5	33	0	.468	4	0	0-0	2	27	3	.906
2020	.328	24-24	58	8	19	5	1	1	18	29	.500	4	4	5	1	.386	4	1	0-1	1	6	0	1.000
2021	.234	56-56	128	14	30	6	2	8	26	64	.500	32	5	27	0	.404	1	0	0-0	3	24	2	.931
2022	.214	11-11	28	7	6	1	0	4	12	19	.679	8	1	8	1	.405	0	1	0-0	0	3	0	1.000
TOTAL	.286	187-185	465	71	133	32	4	37	130	284	.611	95	15	94	2	.416	9	4	0-1	6	63	5	.932

YEAR	ERA	W-L	APP-GS	CG	SHO/CBO	SV	IP	H	R	ER	BB	SO	2B	3B	HR	BF	B/AVG.	WP	HBP	BK	SFA	SHA
2018	3.68	1-0	5-2	1	0/2	0	13.1	11	7	7	9	6	0	0	0	63	.224	0	1	0	1	3
2019	2.34	13-10	32-19	12	5/0	5	137.2	112	59	46	60	86	12	0	9	596	.218	9	4	0	2	16
2020	1.20	6-0	8-6	2	1/1	0	35.0	26	10	6	8	26	4	0	1	144	.202	0	3	0	2	2
2021	2.04	11-7	26-18	11	2/0	0	126.2	114	55	37	32	84	16	0	14	544	.232	4	9	0	5	7
2022	2.74	2-1	6-3	2	1/0	0	23.0	17	10	9	6	17	5	0	2	94	.198	1	1	0	0	1
TOTAL	2.19	33-18	77-48	28	9/3	5	335.2	280	141	105	115	219	37	0	26	1441	.221	14	18	0	10	29

#34 RAELEIN CHAFFIN'S CAREER STATISTICS

YEAR	AVG	GP-GS	AB	R	H	2B	3B	HR	RBI	TB	SLG%	BB	HBP	SO	GDP	OB%	SF	SH	SB-ATT	PO	A	E	FLD%
N/A																							

YEAR	ERA	W-L	APP-GS	CG	SHO/CBO	SV	IP	H	R	ER	BB	SO	2B	3B	HR	BF	B/AVG.	WP	HBP	BK	SFA	SHA
2022	4.94	0-0	2-1	0	0/0	0	5.2	8	5	4	3	8	0	0	3	29	.308	0	0	0	0	0
TOTAL	4.94	0-0	2-1	0	0/0	0	5.2	8	5	4	3	8	0	0	3	29	.308	0	0	0	0	0

Career Stats

#37 MORGAN SMITH'S CAREER STATISTICS																									
YEAR	AVG	GP-GS	AB	R	H	2B	3B	HR	RBI	TB	SLG%	BB	HBP	SO	GDP	OB%	SF	SH	SB-ATT	PO	A	E	FLD%		
2021	.111	10-4	9	5	1	0	0	0	2	1	.111	5	1	2	0	.467	0	0	0-0	0	6	0	1.000		
2022	.000	5-1	3	0	0	0	0	0	0	0	.000	0	0	1	0	.000	0	0	0-0	2	0	0	1.000		
TOTAL	.083	15-5	12	5	1	0	0	0	2	1	.083	5	1	3	0	.389	0	0	0-0	2	6	0	1.000		

YEAR	ERA	W-L	APP-GS	CG	SHO/CBO	SV	IP	H	R	ER	BB	SO	2B	3B	HR	BF	B/AVG.	WP	HBP	BK	SFA	SHA		
2021	3.11	2-0	6-3	2	0/0	0	18.0	18	10	8	2	7	3	0	2	82	.254	1	7	0	0	2		
TOTAL	3.11	2-0	6-3	2	0/0	0	18.0	18	10	8	2	7	3	0	2	82	.254	1	7	0	0	2		

#42 KK MADREY'S CAREER STATISTICS																									
YEAR	AVG	GP-GS	AB	R	H	2B	3B	HR	RBI	TB	SLG%	BB	HBP	SO	GDP	OB%	SF	SH	SB-ATT	PO	A	E	FLD%		
2022	.000	7-0	0	4	0	0	0	0	0	0	.000	0	0	0	0	.000	0	0	3-3	0	0	0	.000		
TOTAL	.000	7-0	0	4	0	0	0	0	0	0	.000	0	0	0	0	.000	0	0	3-3	0	0	0	.000		

#44 ALI NEWLAND'S CAREER STATISTICS																									
YEAR	AVG	GP-GS	AB	R	H	2B	3B	HR	RBI	TB	SLG%	BB	HBP	SO	GDP	OB%	SF	SH	SB-ATT	PO	A	E	FLD%		
2021	.200	25-14	40	6	8	1	1	3	8	20	.500	7	1	10	0	.333	0	0	0-0	9	0	0	1.000		
2022	.214	9-9	28	1	6	2	0	1	5	11	.393	0	0	1	0	.214	0	0	1-2	19	4	0	1.000		
TOTAL	.206	34-23	68	7	14	3	1	4	13	31	.456	7	1	11	0	.289	0	0	1-2	28	4	0	1.000		

#47 CAIT CALLAND'S CAREER STATISTICS																									
YEAR	AVG	GP-GS	AB	R	H	2B	3B	HR	RBI	TB	SLG%	BB	HBP	SO	GDP	OB%	SF	SH	SB-ATT	PO	A	E	FLD%		
2020	.364	8-7	11	5	4	0	1	0	3	6	.545	4	1	3	0	.563	0	0	2-2	64	1	0	1.000		
2021	.125	15-15	16	5	2	0	0	1	2	5	.313	8	0	8	0	.417	0	0	0-0	81	3	1	.988		
2022	.143	6-4	7	1	1	1	0	0	0	2	.286	1	0	1	0	.250	0	0	0-0	21	4	0	1.000		
TOTAL	.206	29-26	34	11	7	1	1	1	5	13	.382	13	1	12	0	.438	0	0	2-2	166	8	1	.994		

#55 RAELEEN GUTIERREZ CAREER STATISTICS																									
YEAR	AVG	GP-GS	AB	R	H	2B	3B	HR	RBI	TB	SLG%	BB	HBP	SO	GDP	OB%	SF	SH	SB-ATT	PO	A	E	FLD%		
2020	.400	22-5	15	8	6	2	0	0	4	8	.533	1	0	1	0	.438	0	0	0-1	49	0	0	1.000		
2021	.250	52-37	104	16	26	7	0	3	18	42	.404	15	1	12	1	.341	3	0	4-4	195	10	3	.986		
2022	.000	3-2	6	0	0	0	0	0	0	0	.000	0	1	4	0	.143	0	0	0-0	1	0	0	1.000		
TOTAL	.256	77-44	125	24	32	9	0	3	22	50	.400	16	2	17	1	.342	3	0	4-5	245	10	3	.988		

#84 KARRINGTON HOUSHMANDZADEH'S CAREER STATISTICS																									
YEAR	AVG	GP-GS	AB	R	H	2B	3B	HR	RBI	TB	SLG%	BB	HBP	SO	GDP	OB%	SF	SH	SB-ATT	PO	A	E	FLD%		
2019	.167	25-0	6	12	1	0	0	0	1	1	.167	0	0	1	0	.167	0	0	3-3	0	0	0	.000		
2020	.222	10-2	9	2	2	0	1	0	4	4	.444	0	0	0	0	.222	0	0	0-0	3	0	0	1.000		
2021	.200	19-0	5	4	1	0	0	0	0	1	.200	0	0	1	0	.200	0	0	1-1	5	2	1	.875		
2022	.000	3-0	1	0	0	0	0	0	0	0	.000	0	0	1	0	.000	0	0	0-0	0	0	0	.000		
TOTAL	.190	57-2	21	18	4	0	1	0	5	6	.286	0	0	3	0	.190	0	0	4-4	8	2	1	.909		

#88 CIARA BRIGGS' CAREER STATISTICS																									
YEAR	AVG	GP-GS	AB	R	H	2B	3B	HR	RBI	TB	SLG%	BB	HBP	SO	GDP	OB%	SF	SH	SB-ATT	PO	A	E	FLD%		
2020	.393	24-22	56	19	22	2	1	0	8	26	.464	9	1	6	0	.485	0	5	9-9	19	0	1	.950		
2021	.339	57-57	171	32	58	7	3	4	17	83	.485	15	0	23	0	.392	0	1	11-12	89	4	2	.979		
2022	.382	11-11	34	8	13	1	0	0	3	14	.412	6	0	6	0	.475	0	2	3-3	11	0	0	1.000		
TOTAL	.356	92-90	261	59	93	10	4	4	28	123	.471	30	1	35	0	.425	0	8	23-24	119	4	3	.976		

#99 PRESLEIGH PILON'S CAREER STATISTICS																									
YEAR	AVG	GP-GS	AB	R	H	2B	3B	HR	RBI	TB	SLG%	BB	HBP	SO	GDP	OB%	SF	SH	SB-ATT	PO	A	E	FLD%		
2022	.000	5-3	6	1	0	0	0	0	0	0	.000	0	0	0	0	.000	0	0	0-0	3	5	0	1.000		
TOTAL	.000	5-3	6	1	0	0	0	0	0	0	.000	0	0	0	0	.000	0	0	0-0	3	5	0	1.000		

Single-Game Highs

#1 SYDNEY PETERSON’S CAREER HIGHS

Hits: 1, vs. Washington, Feb. 19, 2022
Total bases: 1, vs. Washington, Feb. 19, 2022
Runs scored: 1, 2 times
Hit by pitch: 2, South Alabama, Feb. 12, 2022
At bats: 2, vs. Texas Tech, Feb. 20, 2022
Stolen bases: 1, South Alabama, Feb. 12, 2022
Field Chances: 6, South Alabama, Feb. 11, 2022
Putouts: 4, Illinois, Feb. 13, 2022
Assists: 4, South Alabama, Feb. 11, 2022

#2 ALI KILPONEN’S CAREER HIGHS

Innings pitched: 8.1, at Florida State, May 28, 2021
Walks allowed: 5, 4 times
Strikeouts: 15, Campbell, March 7, 2020
Batters faced: 36, at Florida State, May 28, 2021
Field chances: 4, vs. Liberty, Feb. 21, 2021
Putouts: 1, 3 times
Assists: 3, vs. Arkansas, May 3, 2021; vs. Liberty, Feb. 21, 2021
Runners CS: 1, UL-Lafayette, May 23, 2021

#3 TAYLOR TIDWELL’S CAREER HIGHS

Hits: 2, 6 times
Doubles: 2, Florida A&M, Feb. 9, 2020
Triples: 1, Florida A&M, Feb. 8, 2020
Home runs: 1, 8 times
Total bases: 5, 3 times
RBI: 3, 2 times
Runs scored: 2, 4 times
Walks: 2, 5 times
Hit by pitch: 1, 5 times
Struck out: 2, 5 times
Sac flies: 1, 2 times
At bats: 4, at Kentucky, April 23, 2021
Stolen bases: 1, 4 times
Field chances: 9, 2 times
Putouts: 6, 2 times
Assists: 8, UL-Lafayette, May 23, 2021

#4 MCKENZIE REDOUTEY’S CAREER HIGHS

Hits: 2, vs. Texas Tech, Feb. 20, 2022
Doubles: 1, vs. Texas Tech, Feb. 20, 2022
Home runs: 1, vs. Oklahoma State, Feb. 18, 2022
Total bases: 4, vs. Oklahoma State, Feb. 18, 2022
RBI: 3, vs. Oklahoma State, Feb. 18, 2022
Runs scored: 1, 4 times
Walks: 2, 2 times
Struck out: 2, vs. Notre Dame, Feb. 19, 2022
At bats: 3, 3 times
Stolen bases: 1, Central Arkansas, Feb. 12, 2022
Field chances: 6, vs. Oklahoma State, Feb. 18, 2022
Putouts: 6, vs. Oklahoma State, Feb. 18, 2022

#8 SAVANNAH STEWART’S CAREER HIGHS

Hits: 3, at Northwestern State, March 5, 2019
Doubles: 2, Alabama, May 3, 2019
Triples: 1, 4 times
Total bases: 5, South Alabama, March 10, 2020
RBI: 2, 4 times
Runs scored: 2, 9 times
Walks: 2, Iowa, Feb 8, 2019
Struck out: 2, 6 times
Sac flies: 1, 2 times
Sac bunts: 1, 3 times
At bats: 6, Texas Tech, May 18, 2019
Stolen bases: 1, 7 times
Caught stealing: 1, 2 times
Field chances: 8, at Northwestern State, March 5, 2019
Putouts: 7, Texas Tech, May 18, 2019
Assists: 1, 4 times

#9 MADILYN GIGLIO’S CAREER HIGHS

Runs scored: 1, vs. Washington, Feb. 18, 2022
Stolen bases: 1, vs. Notre Dame, Feb. 19, 2022

#11 SHELBY WICKERSHAM’S CAREER HIGHS

Innings pitched: 7.0, 7 times
Walks allowed: 4, 4 times
Strikeouts: 8, vs Colorado State, Feb. 29, 2020
Batters faced: 29, Florida, March 18, 2019
Field chances: 4, USC Upstate, March 1, 2019
Putouts: 1, 4 times
Assists: 4, USC Upstate, March 1, 2019
Runners CS: 2, Central Arkansas, Feb. 13, 2022

#13 DANIECA COFFEY’S CAREER HIGHS

Hits: 3, vs. Michigan, Feb. 19, 2022
Doubles: 1, 4 times
Triples: 1, 2 times
Total Bases: 4, 2 times
RBI: 2, Louisiana Tech, April 6, 2021
Run scored: 2, Texas A&M, March 21, 2021; vs. Liberty, Feb. 21, 2021
Walks: 1, 6 times
Struck out: 2, 3 times
Sac flies: 1, at NC State, April 17, 2021
At bats: 4, 9 times
Stolen bases: 1, 8 times
Caught stealing: 1, vs. Texas Tech, Feb.20, 2022
Field chances: 7, Louisiana Tech, April 6, 2021
Putouts: 5, Louisiana Tech, April 6, 2021
Assists: 4, Southern Miss., March 2, 2021

#17 TAYLOR PLEASANTS’ CAREER HIGHS

Hits: 3, 9 times
Doubles: 2, Auburn, May 8, 2021
Triples: 1, vs. Cal., Feb. 28, 2020
Home runs: 2, vs. Liberty, Feb. 21, 2021
Total bases: 10, vs. Liberty, Feb. 21, 2021
RBI: 6, vs. Liberty, Feb. 21, 2021
Runs scored: 4, Sam Houston State, Feb. 22, 2020
Walks: 5, Sam Houston State, Feb. 22, 2020
Hit by pitch: 3, UL-Lafayette, May 22, 2021
Struck out: 2, 4 times
Sac flies: 2, Illinois State, March 8, 2020
Sac bunts: 1, 3 times
At bats: 5, 3 times
Stolen bases: 1, 4 times
Field chances: 11, UL-Lafayette, Feb. 27, 2021
Putouts: 5, 2 times
Assists: 7, 2 times

#18 KENNEDI HOUSHMANDZADEH’S CAREER HIGHS

Hits: 1, at Southeastern La., March 16, 2021
Total bases: 1, at Southeastern La., March 16, 2021
Runs scored: 1, 3 times
Struck out: 1, 2 times
At bats: 2, Central Arkansas, Feb. 12, 2022
Stolen bases: 1, at Southeastern La., March 16, 2021
Field chances: 3, Central Arkansas, Feb. 12, 2022
Putouts: 3, Central Arkansas, Feb. 12, 2022

#20 JORDYN PERKINS’ CAREER HIGHS

Hits: 1, 7 times
Doubles: 1, McNeese St., May 21, 2021; Sam Houston State, Feb 22, 2020
Home runs: 1, 2 times
Total bases: 4, 2 times
RBI: 3, 2 times
Runs scored: 1, 5 times
Walks: 1, 6 times
Struck out: 2, at NC State, April 16, 2021
Sac flies: 1, vs. Oklahoma State, Feb. 18, 2022
At bats: 2, 2 times
Field chances: 3, Campbell, March 6, 2020
Putouts: 2, Campbell, March 6, 2020
Assists: 1, 4 times

#21 TAYLOR EDWARDS’ CAREER HIGHS

Hits: 1, Florida A&M, Feb. 9, 2020
Doubles: 1, Florida A&M, Feb. 9, 2020
Total bases: 2, Florida A&M, Feb. 9, 2020
Runs scored: 1, Sam Houston State, Feb. 22, 2020
Walks: 1, Sam Houston State, Feb. 22, 2020
At bats: 1, 3 times
Innings pitched: 2.0, vs. Washington, Feb. 18, 2022
Walks allowed: 2, Sam Houston State, Feb. 22, 2020
Strikeouts: 1, 4 times
Batters faced: 7, vs. Washington, Feb. 18, 2022
Field chances: 1, Florida A&M, Feb. 9, 2020
Assists: 1, Florida A&M, Feb. 9, 2020

#23 BAYLEA BRANDON’S CAREER HIGHS

Hits: 1, vs. Notre Dame, Feb. 19, 2022
Total bases: 1, vs. Notre Dame, Feb. 19, 2022
Struck out: 1, South Alabama, Feb. 12, 2022
At bats: 3, vs. Notre Dame, Feb. 19, 2022
Caught stealing: 1, vs. Notre Dame, Feb. 19, 2022

#24 HAYDEN BROWN’S CAREER HIGHS

Hits: 1, vs. Texas Tech, Feb. 20, 2022; ULM, March 30, 2021
Total bases: 1, vs. Texas Tech, Feb. 20, 2022; ULM, March 30, 2021
RBI: 1, vs. Texas Tech, Feb. 20, 2022;
Runs scored: 1, ULM, March 30, 2021
Struck out: 1, 2 times
At bats: 3, Ole Miss, April 1, 2021
Field chances: 3, ULM, March 30, 2021
Putouts: 3, ULM, March 30, 2021
Assists: 1, Louisiana Tech, April 6, 2021

#25 GEORGIA CLARK’S CAREER HIGHS

Hits: 3, at Florida State, May 28, 2021; Auburn, May 8, 2021
Doubles: 2, Sam Houston State, Feb. 22, 2020
Home runs: 2, South Alabama, Feb. 12, 2022
Total bases: 8, South Alabama, Feb. 12, 2022
RBI: 5, UL-Lafayette, May 23, 2021
Runs scored: 2, 7 times
Walks: 3, Florida A&M, Feb. 9, 2020
Hit by pitch: 1, at Southeastern La., March 16, 2021; vs. Liberty, Feb. 20, 2021
Struck out: 2, 4 times
Sac flies: 1, 6 times
Sac bunts: 1, Auburn May 7, 2021
At bats: 4, 15 times
Field chances: 12, Illinois, Feb. 13, 2022
Putouts: 11, vs. Notre Dame, Feb. 19, 2022
Assists: 2, Illinois, Feb. 13, 2022

Single-Game Highs

#26 MORGAN CUMMINS' CAREER HIGHS

Hits: 3, Iowa, Feb. 9, 2019
Doubles: 1, 8 times
Home runs: 1, 8 times
Total bases: 6, 2 times
RBI: 6, Sam Houston State, Feb. 21, 2020
Runs scored: 2, 3 times
Walks: 2, at Southeastern La., March 16, 2021
Hit by pitch: 2, at Tennessee, March 13, 2021
Struck out: 2, 3 times
Sac flies: 2, Sam Houston State, Feb. 22, 2020
Sac bunt: 1, 2 times
At bats: 4, 3 times
Field chances: 14, Lamar, March 20, 2019
Putouts: 14, Lamar, March 20, 2019
Assists: 3, at Florida State, May 28, 2021
Runners CS: 1, 11 times

#27 SHELBI SUNSERI'S CAREER HIGHS

Hits: 3, UL-Lafayette, May 22, 2021; at Georgia, March 23, 2019
Doubles: 2, at Kentucky, April 25, 2021
Triples: 1, 5 times
Home runs: 2, South Alabama, Feb. 12, 2022; Tulsa, Feb. 8, 2019
Total bases: 8, South Alabama, Feb. 12, 2022; Tulsa, Feb. 8, 2019
RBI: 4, 5 times
Runs scored: 2, 11 times
Walks: 3, 6 times
Hit by pitch: 1, 15 times
Struck out: 3, 4 times
Sac flies: 1, 9 times
Sac bunts: 1, 4 times
At bats: 6, Ole Miss, April 6, 2018
Caught Stealing: 1, vs. Colorado State Feb. 29, 2020
Innings pitched: 13.0, Texas Tech, May 18, 2019
Walks allowed: 6, 2 times
Strikeouts: 10, Memphis, Feb. 22, 2019
Batters faced: 53, Texas Tech, May 18, 2019
Field chances: 4, Kentucky, April 14, 2019
Putouts: 1, 6 times
Assists: 4, Kentucky, April 14, 2019
Runners CS: 1, 5 times

#34 RAE LIN CHAFFIN'S CAREER HIGHS

Innings pitched: 4.0, Central Arkansas, Feb. 12, 2022
Walks allowed: 2, Central Arkansas, Feb. 12, 2022
Strikeouts: 5, Central Arkansas, Feb. 12, 2022
Batters faced: 20, Central Arkansas, Feb. 12, 2022

#37 MORGAN SMITH'S CAREER HIGHS

Hits: 1, North Dakota, Feb. 17, 2021
Total bases: 1, North Dakota, Feb. 17, 2021
RBI: 2, 1, North Dakota, Feb. 17, 2021
Runs scored: 3, North Dakota, Feb. 17, 2021
Walks: 2, 2 times
Hit by pitch: 1, North Dakota, Feb. 17, 2021
Struck out: 1, 3 times
At bats: 3, 2 times
Innings pitched: 7.0, Buffalo, Feb. 27, 2021
Walks allowed: 1, 2 times
Strikeouts: 3, Buffalo, Feb. 27, 2021, North Dakota, Feb. 17, 2021
Batters faced: 24, Buffalo, Feb. 27, 2021
Field chances: 4, Buffalo, Feb. 27, 2021
Putouts: 1, 2 times
Assists: 4, Buffalo, Feb. 27, 2021

#42 KK MADREY'S CAREER HIGHS

Runs scored: 1, 4 times
Stolen bases: 1, 3 times

#44 ALI NEWLAND'S CAREER HIGHS

Hits: 2, Illinois, Feb. 13, 2022
Doubles: 1, 3 times
Triples: 1, vs. Missouri, May 13, 2021
Home runs: 1, 4 times
Total bases: 4, 4 times
RBI: 4, vs. Notre Dame, Feb. 19, 2022; North Dakota, Feb. 17, 2021
Runs scored: 2, at Southeastern La., March 16, 2021
Walks: 1, 7 times
Hit by pitch: 1, Southern Miss, March 2, 2021
Struck out: 2, UL-Lafayette, May 22, 2021
At bats: 4, 2 times
Stolen bases: 1, Illinois, Feb. 13, 2022
Caught stealing: 1, Central Arkansas, Feb. 13, 2022
Field chances: 7, 2 times
Putouts: 7, South Alabama, Feb. 12, 2022
Assists: 3, Illinois, Feb. 13, 2022

#47 CAIT CALLAND'S CAREER HIGHS

Hits: 2, Florida A&M, Feb. 9, 2020
Doubles: 1, vs. Oklahoma State, Feb. 18, 2022
Triples: 1, Florida A&M, Feb. 9, 2020
Home Runs: 1, Texas, March 6, 2021
Total bases: 4, Texas, March 6, 2021; Florida A&M, Feb. 9, 2020
RBI: 2, Campbell, March 6, 2020
Runs scored: 3, Florida A&M, Feb. 9, 2020
Walks: 2, 3 times
Hit by pitch: 1, Belmont, Feb. 22, 2020
Struck out: 2, Ole Miss, April 3, 2021
At bats: 3, 4 times
Stolen bases: 1, 2 times
Field chances: 16, 2 times
Putouts: 16, 2 times
Assists: 3, Central Arkansas, Feb. 13, 2022
Runners CS: 2, Central Arkansas, Feb. 13, 2022

#55 RAELEEN GUTIERREZ'S CAREER HIGHS

Hits: 3, UL-Lafayette, May 22, 2021; Ole Miss, April 3, 2021
Doubles: 3, Ole Miss, April 3, 2021
Home runs: 1, UL-Lafayette, May 22, 2021; at NC State, April 17, 2021; at Southeastern La, March 16, 2021
Total bases: 7, UL-Lafayette, May 22, 2021
RBI: 4, at Southeastern La, March 16, 2021
Runs scored: 3, UL-Lafayette, May 22, 2021
Walks: 2, at Kentucky, April 25, 2021
Hit by pitch: 1, 2 times
Struck out: 2, 2 times
Sac flies: 1, 3 times
At bats: 5, at Missouri
Stolen bases: 1, 4 times
Caught stealing: 1, North Dakota, Feb. 16, 2020
Field chances: 10, Auburn, May 9, 2021
Putouts: 9, 4 times
Assists: 1, 10 times

#84 KARRINGTON HOUSHMANDZADEH'S CAREER HIGHS

Hits: 1, 4 times
Triples: 1, Florida A&M, Feb. 9, 2020
Total bases: 3, Florida A&M, Feb. 9, 2020
RBI: 3, Florida A&M, Feb. 9, 2020
Runs scored: 1, 18 times
Struck out: 1, 3 times
At bats: 3, Belmont, Feb. 22, 2020
Stolen bases: 1, 4 times
Field chances: 2, ULM, March 30, 2021; North Dakota, Feb. 17, 2021
Putouts: 1, 8 times
Assists: 1, ULM, March 30, 2021; at Florida, March 27, 2021

#88 CIARA BRIGGS' CAREER HIGHS

Hits: 3, 6 times
Doubles: 1, 11 times
Triples: 1, 4 times
Home runs: 1, 4 times
Total bases: 5, 3 times
RBI: 3, McNeese St. Feb. 11, 2021
Runs scored: 3, at Missouri, April 11, 2021; Illinois State, March 8, 2020
Walks: 3, Oklahoma St. Feb. 26, 2021
Hit by pitch: 1, Belmont, Feb. 22, 2020
Struck out: 2, 8 times
Sac bunts: 1, 8 times
At bats: 5, UL-Lafayette, May 22, 2021; at Kentucky, April 25, 2021
Stolen bases: 3, Illinois State, March 8, 2020
Caught stealing: 1, Auburn, May 9, 2021
Field chances: 4, 5 times
Putouts: 4, 4 times
Assists: 2, at Alabama, Feb. 20, 2021

#99 PRESLEIGH PILON'S CAREER HIGHS

Runs scored: 1, Illinois, Feb. 11, 2022
At bats: 2, 2 times
Field chances: 3, vs. Oklahoma State, Feb. 18, 2022
Putouts: 2, Central Arkansas, Feb. 13, 2022
Assists: 3, vs. Oklahoma State, Feb. 18, 2022

Team Game Records

BATTING

AT-BATS

61	Ole Miss	04/06/18
48	Texas Tech	05/18/19
48	at Mississippi State	04/16/16
48	at Louisiana Tech	03/15/16
48	ULL	05/20/06
48	Michigan	05/27/04

RUNS SCORED

30	at Louisiana Tech	03/15/16
21	Campbell	03/06/20
20	Sam Houston State	02/22/20
20	Grambling State	02/15/06
20	Nicholls State	04/01/04
20	Alcorn State	02/20/04
19	Four times	

HITS

27	at Louisiana Tech	03/15/16
21	Alcorn State	02/20/04
21	Jackson State	02/28/03
21	Boston College	03/03/00
19	Three times	

DOUBLES

8	Grambling State	02/15/06
7	Tulsa	02/08/19
7	Jackson State	02/28/03
7	Mississippi State	04/04/98
6	Three times	

TRIPLES

3	Eastern Illinois	02/06/15
3	Penn State	02/17/14
3	Alcorn State	02/20/04
3	Arkansas	04/22/03
2	36 times	

HOME RUNS

7	at Louisiana Tech	03/15/16
5	at Texas A&M	03/08/19
5	at McNeese State	04/03/18
5	Stanford	05/19/07
5	Hawai`i	05/15/03
5	Auburn	04/27/03
5	Cal Poly	02/15/03
4	10 times	

RUNS BATTED IN

27	at Louisiana Tech	03/15/16
20	Nicholls State	04/01/04
20	Sam Houston State	02/22/20
20	Campbell	03/06/20
19	Tulsa	02/07/19
19	Texas Southern	02/20/06
19	Alcorn State	02/20/04
18	North Dakota	02/17/21
18	Grambling State	02/15/06

WALKS

14	Sam Houston State	02/22/20
12	North Dakota	02/17/21
12	at Mississippi State	04/16/16
12	SIU Edwardsville	02/07/14
11	Kentucky	04/13/19
11	Mississippi State	03/26/03

TOTAL BASES

52	at Louisina Tech	03/15/16
36	Alcorn State	02/20/04
32	Campbell	03/06/20
32	Southern Miss	02/22/04
31	at Texas A&M	03/08/19

HIT-BY-PITCHES

7	South Alabama	03/05/10
6	Mississippi State	04/11/10
5	South Alabama	04/23/14
5	Ole Miss	04/22/11
4	15 times	

STOLEN BASES

10	Nicholls State	02/16/08
9	Bucknell	03/21/98
8	Seven times	

SACRIFICE FLIES

3	Sam Houston State	02/22/20
3	Cal State Northridge	02/18/12
3	Texas Southern	02/22/06
3	Southeastern Louisiana	02/07/04

SACRIFICE HITS

4	Eight times, most recently against ...	
4	Central Connecticut State	05/17/13
4	Troy	02/25/07
4	Ole Miss	04/17/04
4	Georgia	04/16/99
4	ULL	03/16/99

STRIKEOUTS

21	Southern Miss	05/20/00
20	Washington	03/03/07
15	Georgia	04/27/12
15	Arizona State	05/25/07
15	California	02/24/01

RUNNERS LEFT ON-BASE

20	Texas Tech	05/18/19
20	at Mississippi State	04/16/16
17	Auburn	03/09/18
16	Ole Miss	04/17/04

PITCHING

INNINGS PITCHED

19.0	Ole Miss	04/06/18
15.0	Georgia	04/27/12
14.0	Mississippi State	03/08/13
14.0	Alabama	04/08/11

BATTERS FACED

68	Ole Miss	04/06/18
62	Georgia	04/27/12
59	Alabama	04/08/11
54	Southern Miss	05/20/00
53	Texas Tech	05/18/19
53	Missouri	05/27/12

STRIKEOUTS

22	Mississippi State	03/08/13
19	Oklahoma	05/26/01
18	Syracuse	05/20/11
17	Missouri	05/27/12
17	Ole Miss	04/18/03
17	Alabama	04/06/02
17	Florida	03/09/02
17	Northwestern State	05/16/02
17	Texas-San Antonio	03/12/00

STRIKEOUTS LOOKING

10	Ole Miss	04/18/03
9	Mississippi State	03/08/13
8	Syracuse	05/20/11
8	Southern Miss	02/24/07
8	Oklahoma	05/26/01

RUNS ALLOWED

14	California	02/19/12
14	Arizona	02/27/06
13	Six times	

EARNED RUNS ALLOWED

14	California	02/19/12
13	at No. 5 Alabama	02/21/21
13	Arizona	05/18/14
11	Four times	
10	Five times	

HITS ALLOWED

18	California	02/26/11
18	Arizona	02/27/06
17	Mississippi State	03/26/03
15	South Alabama	03/27/13
14	Arizona	05/18/14
14	UCLA	02/17/02

WALKS ALLOWED

11	Florida	03/14/14
10	ULL	05/18/08
9	at Missouri	04/25/15
9	Mississippi State	04/30/11
9	Alabama	03/26/05

DOUBLES ALLOWED

6	Florida	03/29/08
5	Alabama	04/06/08
5	Ole Miss	03/29/97
4	12 times	

TRIPLES ALLOWED

2	Five times most recently against...	
2	Florida State	04/03/13
2	Auburn	04/23/05
2	Louisville	02/12/05

HOME RUNS ALLOWED

5	Florida	03/09/11
5	Arizona	02/10/01
4	Eight times	

FIELDING

PUTOUTS

57	Ole Miss	04/06/18
45	Georgia	04/27/12
42	Mississippi State	03/08/13
42	Alabama	04/08/11
39	Four Times	

ASSISTS

27	Ole Miss	04/06/18
19	Alabama	04/08/11
19	Stetson	03/22/97
18	at Mississippi State	04/16/16
18	Iowa	05/26/01

ERRORS

6	Alabama	03/12/16
5	Six times most recently against...	
5	Florida Atlantic	02/28/15
5	Oregon	03/01/13
5	Troy	03/09/12

DOUBLE PLAYS

3	ULL	05/22/17
3	Mississippi State	04/11/10
3	South Carolina	05/10/03
3	Ole Miss	04/01/00
2	33 times	

Individual Game Records

BATTING

AT-BATS

8	Aliyah Andrews	Ole Miss	04/06/18
8	Amanda Doyle	Ole Miss	04/06/18

RUNS SCORED

4	19, most recently by...		
4	Taylor Pleasants	Sam Houston State	02/22/20
4	Bailey Landry	at Louisiana Tech	03/15/16
4	Bianka Bell	at Louisiana Tech	03/15/16
4	Kellsie Kloss	at Louisiana Tech	03/15/16
4	Jenna Kreamer	at Louisiana Tech	03/15/16
4	Amber Serrett	at Louisiana Tech	03/15/16

RUNS BATTED IN

9	Bianka Bell	at Louisiana Tech	03/15/16
9	Kellsie Kloss	vs. Bethune-Cookman	02/19/16

HITS

5	Sahvanna Jaquish	South Carolina	04/19/14
5	Juliana Santos	Arkansas	04/01/11
5	Lauren Castle	Mississippi State	03/31/05

DOUBLES

3	Raeleen Gutierrez	Ole Miss	04/03/21
3	Amanda Sanchez	Tulsa	02/08/19
3	Allison Falcon	Louisville	05/16/14
3	Tessa Lynam	Jackson State	02/28/03
3	Tyra Perry	Butler	03/11/98

TRIPLES

2	13 times, most recently by...		
2	Constance Quinn	Bethune-Cookman	02/23/17
2	A.J. Andrews	Stephen F. Austin	03/06/15
2	A.J. Andrews	Eastern Illinois	02/06/15
2	Allison Falcon	Penn State	02/17/14
2	Leslie Klein	Alcorn State	02/20/04

HOME RUNS

3	Bianka Bell	at Louisiana Tech	03/15/16
3	Kellsie Kloss	at Louisiana Tech	03/15/16

TOTAL BASES

14	Kellsie Kloss	at Louisiana Tech	03/15/16
13	Ashlee Ducote	South Carolina	04/14/00

WALKS

5	Taylor Pleasants	Sam Houston State	02/22/20
---	------------------	-------------------	----------

INTENTIONAL WALKS

3	Shelbi Sunseri	USC Upstate	03/01/19
3	Stephanie Hill	Ole Miss	04/17/04

HIT-BY-PITCHES

3	Taylor Pleasants	ULL	05/22/21
3	Lauren Houston	Mississippi Valley St.	03/10/12
3	Anissa Young	Arizona	02/25/11

STOLEN BASES

4	Aliyah Andrews	Oregon State	02/17/18
4	Cassie Trosclair	Sacred Heart	05/21/11
4	Dee Dee Henderson	Texas-San Antonio	03/13/07

SACRIFICE FLIES

2	9 times, most recently by ...		
2	Taylor Pleasants	Illinois State	03/08/20
2	Morgan Cummins	Sam Houston State	02/22/20
2	Sahvanna Jaquish	vs. Arizona	02/20/15
2	Sandra Simmons	Penn State	02/17/14
2	Juliana Santos	Mississippi State	04/29/11
2	Anissa Young	South Carolina	03/14/10

SACRIFICE HITS

3	Tara Asbill	Alabama	05/05/00
---	-------------	---------	----------

STRIKEOUTS

5	Ashley Lewis	Southern Miss	05/20/00
---	--------------	---------------	----------

PITCHING

INNINGS PITCHED

19.0	Allie Walljasper	Ole Miss	04/06/18
------	------------------	----------	----------

BATTERS FACED

68	Allie Walljasper	Ole Miss	04/06/18
----	------------------	----------	----------

STRIKEOUTS

22	Rachele Fico	Mississippi State	03/08/13
----	--------------	-------------------	----------

STRIKEOUTS LOOKING

10	Kristin Schmidt	Ole Miss	04/18/03
----	-----------------	----------	----------

STRIKEOUTS (SEVEN-INNING GAME)

17	Britni Sneed	Florida	03/09/02
----	--------------	---------	----------

MOST RUNS ALLOWED

12	Tessa Lynam	Mississippi State	03/26/03
----	-------------	-------------------	----------

MOST EARNED RUNS ALLOWED

10	Baylee Corbello	Arizona	05/18/14
----	-----------------	---------	----------

MOST HITS ALLOWED

15	Tessa Lynam	Mississippi State	03/26/03
----	-------------	-------------------	----------

MOST WALKS ALLOWED

9	Baylee Corbello	Florida	03/14/14
9	Baylee Corbello	Arizona	05/18/14
9	Dani Hofer	ULL	05/18/08

MOST DOUBLES ALLOWED

6	Dani Hofer	Florida	03/29/08
---	------------	---------	----------

MOST TRIPLES ALLOWED

2	Rachele Fico	Florida State	04/03/13
2	Megan Jolly	Louisville	02/12/05
2	Brandi Landry	Alabama	03/09/97
2	Brandi Landry	Alabama	05/09/98

MOST HOME RUNS ALLOWED

4	Emily Turner	Fresno State	02/26/05
---	--------------	--------------	----------

MOST WILD PITCHES

4	Carley Hoover	vs. Florida State	05/26/18
---	---------------	-------------------	----------

FIELDING

PUTOUTS

26	Amanda Doyle	Ole Miss	04/06/18
----	--------------	----------	----------

ASSISTS

10	Becca Schulte	Ole Miss	04/06/18
----	---------------	----------	----------

ERRORS

4	Andrea Smith	Arizona	05/26/06
4	Andrea Smith	ULL	05/20/06
4	Tara Asbill	Alabama	05/03/97

Team Season Records

BATTING

GAMES PLAYED	
72	2000
72	1998
70	2017
70	2016
70	2001
69	2006
69	2004

BATTING AVERAGE

.344	2020*
.335	2015
.334	1998
.316	2016
.314	2014
.310	2004
.310	2000

SLUGGING PERCENTAGE

.543	2020*
.523	2015
.507	2019
.498	2014
.475	2016
.475	1998

ON-BASE PERCENTAGE

.440	2020*
.425	2015
.423	2016
.412	2014
.406	2019

AT-BATS

1951	2000
1879	2004
1837	1998
1828	2016
1799	2001

RUNS SCORED

428	2015
405	2016
385	2004
377	1998
365	2000

HITS

613	1998
605	2000
583	2004
577	2016
565	2015

DOUBLES

113	1998
102	2007
102	2006
99	2003
94	2016

TRIPLES

33	1998
24	2002
22	2015
22	2000
22	1999
21	1997

HOME RUNS

74	2019
65	2014
64	2021
62	2015
60	2004
58	2007
57	2008

RUNS BATTED IN

392	2015
363	2016
336	2004
331	2019
323	2014

TOTAL BASES

884	2015
875	2004
873	1998
868	2016
842	2007

WALKS

315	2016
258	2015
238	2014
234	2019
222	2003

INTENTIONAL WALKS

13	2000
11	2002
9	2004
9	2003
9	1999

HIT-BY-PITCHES

86	2011
80	2010
60	2012
57	2019
57	2013
47	2001

SACRIFICE HITS

64	1997
61	1999
56	2000
55	1998
52	2006

SACRIFICE FLIES

30	2006
27	1998
25	2015
21	2019
19	2000

STOLEN BASES

142	2000
129	1998
125	2010
104	2001
102	1999

STOLEN BASE PERCENTAGE

.926 (75-81)	2019
.924 (61-66)	2021
.916 (77-84)	2018
.912 (125-137)	2010
.897 (35-39)	2020*
.892 (99-111)	2008

STRIKEOUTS

311	2007
299	2012
284	2011
281	2003
280	2004
280	2001

STRIKEOUTS LOOKING

101	2011
100	2012
94	2004
92	2003
88	2001

PITCHING

MOST INNINGS PITCHED

497.1	2000
472.0	2004
469.0	2001
466.0	2002
464.2	1998

MOST AT-BATS AGAINST

1761	2004
1759	2016
1715	2000
1705	1998
1697	2017

LOWEST EARNED RUN AVERAGE

0.85	2001
0.87	2002
0.95	2020*
1.11	2000
1.20	1999
1.22	2007

LOWEST OPPONENT AVERAGE

.140	2001
.156	2020*
.159	2002
.159	2000
.176	2007
.184	2018

MOST STRIKEOUTS

696	2002
602	2001
552	2007
491	2006
490	2003

MOST STRIKEOUTS LOOKING

204	2002
197	2007
184	2004
179	2001
177	2003

MOST STRIKEOUTS PER 7 INNINGS

10.45	2002
8.99	2001
8.47	2011
8.42	2007
7.64	2008

FEWEST WALKS ALLOWED

43	2020*
54	1997
70	2002
76	1998
78	2004
103	1999

FEWEST WALKS PER 7 INNINGS

0.95	1997
1.05	2002
1.14	1998
1.16	2004
1.61	1999

FEWEST INTENTIONAL WALKS

0	2021
0	1998
0	1997
0	2015
1	2012
1	2011
1	2005
1	2014

MOST COMPLETE GAMES

59	2004
56	2006
54	2003
51	2012
51	2002

MOST SHUTOUTS

35	2002
34	2001
31	2006
29	2000

MOST SAVED

7	2019
6	2015
6	1999
5	2010
5	2000
5	1998

FEWEST RUNS ALLOWED

29	2020*
79	2002
84	2001
103	2007
104	2010
106	1999

FEWEST EARNED RUNS ALLOWED

20	2020*
57	2001
58	2002
76	1997
77	1999
79	2000

FEWEST HITS ALLOWED

80	2020*
225	2001
259	2002
272	2000
283	2005
285	2007

FEWEST DOUBLES ALLOWED

10	2020*
25	2015
29	2001
33	2002
34	2007

FEWEST TRIPLES ALLOWED

0	2020*
0	2014
0	2007
0	2001
1	2010
2	2019
2	2017

FEWEST HOME RUNS ALLOWED

4	1997
6	2020*
7	1999
12	1998
14	1999
18	2000

FEWEST WILD PITCHES

8	2013
9	2007
10	2020*
10	2004
11	1997
12	2006

FEWEST HIT BATTERS

6	2020*
14	1998
14	1997
17	2004
17	2002
18	1999

MOST NO-HITTERS

6	2002
6	2001
5	2003
4	2007
3	2020*
3	2006
3	1998

FIELDING

HIGHEST FIELDING PERCENTAGE

.976	2010
.975	2018
.974	2008
.973	2011
.971	2002

MOST CHANCES

2136	2000
2087	1998
2015	2017
2001	2016
1972	2004

MOST PUTOUTS

1492	2000
1415	2004
1407	2001
1398	2002
1394	1998

MOST ASSISTS

619	1998
583	1997
573	2017
573	2000
551	1999

FEWEST ERRORS

19	2020*
41	2010
42	2008
45	2011
48	2018
50	2014

MOST DOUBLE PLAYS

31	1998
27	2000
23	2004
22	2021
22	2010
22	2017

FEWEST STOLEN BASES AGAINST

12	2020*
25	1998
27	2005
27	2006
28	2021
28	1999
29	2017

MOST CAUGHT STEALING

22	1998
21	2012
21	2004
20	2007
19	1999
18	2002

MOST RUNNERS PICKED OFF


6	1999
5	2007
5	2004
5	2002
5	2001
5	1998

FEWEST PASSED BALLS

1	2006
2	2007
2	2003
3	2008
3	2020*
6	2015
6	2010

*2020 season cut short due to the pandemic (24 games)

Team Season Records



BATTING LOWS

Fewest Games Played	24	2020
Lowest Batting Average	.220	2012
Lowest Slugging Percentage	.285	2012
Lowest On-Base Percentage	.329	1997
Fewest At-Bats	582	2020
Fewest Runs Scored	172	2020
Fewest Hits	200	2020
Fewest Doubles	40	2011
Fewest Triples	5	2010, 2013
Fewest Home Runs	13	2012
Fewest Runs Batted In	155	2020
Fewest Total Bases	316	2020
Fewest Walks	74	1997
Fewest Hit-by-Pitch	14	2020
Fewest Sacrifice Hits	9	2020
Fewest Sacrifice Flies	9	2001, 2009 & 2011
Fewest Stolen Bases	35	2020
Lowest Stolen Base Percentage	.765	2011
Fewest Strikeouts	80	2020
Fewest Strikeouts Looking	19	2020

PITCHING HIGHS

Fewest Innings Pitched	148.0	2020
Fewest At-Bats Against	513	2020
Highest ERA	3.23	2014
Highest Opponent Batting Average	.269	2021
Fewest Strikeouts	151	2020
Fewest Strikeouts Per 7 Innings	3.12	1997
Fewest Strikeouts Looking	38	2020

Most Walks	261	2014
Most Walks Per 7 Innings	4.56	2014
Most Intentional Walks	15	2008
Fewest Complete Games	15	2020
Fewest Shutouts	5	2021
Fewest Saves	1	2005 & 2014
Most Runs Allowed	220	2014
Most Earned Runs Allowed	185	2014
Most Hits Allowed	386	2016
Most Doubles Allowed	59	1997
Most Triples Allowed	11	1998
Most Home Runs Allowed	43	2008
Most Wild Pitches	42	1999
Most Hit Batters	59	2014
Fewest No-Hitters	0	1997, 2004, 2005, 2008 2010, 2012 & 2021

FIELDING LOWS

Lowest Fielding Percentage	.958	2016
Fewest Chances	601	2020
Fewest Putouts	444	2020
Fewest Assists	138	2020
Most Errors	84	2016
Fewest Double Plays Turned	7	2006, 2020
Most Stolen Bases Against	65	2012, 2018
Fewest Caught Stealing	3	2020
Most Passed Balls	22	2000, 2021

Individual Season Records

BATTING

GAMES PLAYED

72	Stephanie Hastings	2000
72	Stacey Newton	2000
72	Tara Asbill	1998
72	Jodi Otten	1998
72	Stacey Newton	1998

GAMES STARTED

72	Stephanie Hastings	2000
72	Tara Asbill	1998
71	Four with	

BATTING AVERAGE (MIN. 100 AT-BATS)

.431	Ashlee Ducote	2000
.426	Bailey Landry	2015
.426	Kirsten Shortridge	2009
.415	Bianka Bell	2015
.410	Kirsten Shortridge	2010

SLUGGING PERCENTAGE (MIN. 100 AT-BATS)

.790	Bianka Bell	2015
.748	Shelbi Sunseri	2019
.716	Ashlee Ducote	2000
.699	Sahvanna Jaquish	2014
.667	Bianka Bell	2016

ON-BASE PCT. (MIN. 100 AT-BATS)

.541	Bianka Bell	2016
.529	Amanda Sanchez	2019
.526	Ashlee Ducote	2000
.500	Bianka Bell	2015
.514	Sahvanna Jaquish	2017

AT-BATS

240	LaDonia Hughes	2004
231	Leslie Klein	2004
230	Emily Griggs	2017
229	Bailey Landry	2017
228	Sara Fitzgerald	2003

RUNS SCORED

70	Bianka Bell	2015
65	A.J. Andrews	2015
65	Dee Douglas	1999
61	Aliyah Andrews	2019
61	Stephanie Hastings	2001
60	Bianka Bell	2016

HITS

92	Bailey Landry	2017
91	Ashlee Ducote	2000
89	Bailey Landry	2015
89	Kirsten Shortridge	2010
85	Tara Asbill	1998

DOUBLES

22	Leslie Klein	2007
20	Ashlee Ducote	1999
19	Sahvanna Jaquish	2016
19	Leslie Klein	2004
19	Tara Asbill	1998
19	Bianka Bell	2015

TRIPLES

14	Trena Peel	2002
9	Bailey Landry	2017
9	Jodi Otten	1998
8	A.J. Andrews	2015
8	Ashlee Ducote	2000
8	Tara Asbill	1998

HOME RUNS

18	Bianka Bell	2015
17	Shemiah Sanchez	2019
17	Shelbi Sunseri	2019
17	Sahvanna Jaquish	2015
17	Sahvanna Jaquish	2014
14	Bianka Bell	2016
14	Leslie Klein	2004
14	Bianka Bell	2014
13	Taylor Pleasants	2021

RUNS BATTED IN

76	Sahvanna Jaquish	2016
76	Sahvanna Jaquish	2015
73	Bianka Bell	2015
63	Ashlee Ducote	2000
62	Bianka Bell	2016

TOTAL BASES

162	Bianka Bell	2015
153	Leslie Klein	2004
151	Ashlee Ducote	2000
132	Leslie Klein	2007
132	Tara Asbill	1998

WALKS

62	Sahvanna Jaquish	2017
56	Bianka Bell	2016
47	A.J. Andrews	2015
44	Sahvanna Jaquish	2016
43	Amanda Sanchez	2019
43	Ashley Langoni	2012

HIT-BY-PITCHES

26	Anissa Young	2011
21	Anissa Young	2010
20	Lauren Houston	2011
18	Amanda Sanchez	2019
16	Camille Harris	2006

STOLEN BASES

47	Aliyah Andrews	2019
45	Kirsten Shortridge	2010
45	Dee Douglas	1999
42	Aliyah Andrews	2018
41	Dee Douglas	2000

SACRIFICE HITS

18	Stephanie Hastings	2000
16	Aleshia Perry	2001
15	Stephanie Hastings	1998
12	Stephanie Hastings	1999
11	Three with	

SACRIFICE FLIES

8	Sahvanna Jaquish	2015
7	Vanessa Soto	2006
7	AJ Andrews	2015
6	Tara Asbill	1998
5	Eight, most recently by ...	
5	Amanda Doyle	2019

STRIKEOUTS

55	Julie Wiese	2001
52	Tammy Wray	2011
49	Bailey Landry	2016
49	Tammy Wray	2013
44	Lauren Castle	2004

PITCHING

APPEARANCES

53	Kristin Schmidt	2003
50	Kristin Schmidt	2004
49	Britni Sneed	2001
46	Britni Sneed	2002
42	Britni Sneed	2000

GAMES STARTED

45	Kristin Schmidt	2004
45	Kristin Schmidt	2003
41	Britni Sneed	2002
41	Britni Sneed	2001
36	Emily Turner	2006

COMPLETE GAMES

41	Kristin Schmidt	2004
39	Kristin Schmidt	2003
35	Britni Sneed	2002
32	Emily Turner	2006
31	Britni Sneed	2001

INNINGS PITCHED

317.2	Kristin Schmidt	2004
306.1	Kristin Schmidt	2003
281.0	Britni Sneed	2002
275.2	Britni Sneed	2001
239.1	Britni Sneed	2000

WINS

38	Kristin Schmidt	2004
36	Britni Sneed	2001
34	Kristin Schmidt	2003
34	Britni Sneed	2002
28	Emily Turner	2006

WIN-LOSS PERCENTAGE (MIN. 25 DECISIONS)

.888	Dani Hofer (24-3)	2007
.862	Ashley Lewis (25-4)	1999
.857	Britni Sneed (36-6)	2001
.844	Kristin Schmidt (38-7)	2004
.840	Sarah KnifeChief (21-4)	1997

SAVES

5	Shelbi Sunseri	2019
5	Carley Hoover	2015
5	Rachele Fico	2010
4	Britni Sneed	2000
4	Britni Sneed	1999
4	Sarah KnifeChief	1998

EARNED RUN AVERAGE (MIN. 100 IP)

0.66	Britni Sneed	2001
0.75	Britni Sneed	2002
0.84	Ashley Lewis	2000
0.93	Emily Turner	2006
0.99	Ashley Lewis	1999

OPPONENT BATTING AVG. (MIN. 100 IP)

.119	Britni Sneed	2001
.143	Britni Sneed	2002
.143	Ashley Lewis	2000
.152	Britni Sneed	2000
.160	Ashley Lewis	2001

SHUTOUTS

23	Britni Sneed	2002
16	Emily Turner	2006
16	Britni Sneed	2001
15	Kristin Schmidt	2003
14	Kristin Schmidt	2004

Individual Season Records

STRIKEOUTS

478	Britni Sneed	2002
410	Britni Sneed	2001
362	Kristin Schmidt	2004
345	Kristin Schmidt	2003
278	Britni Sneed	2000

STRIKEOUTS PER 7 INNINGS

11.91	Britni Sneed	2002
10.41	Britni Sneed	2001
10.02	Dani Hofer	2008
9.52	Ali Kilponen	2020
9.45	Dani Hofer	2007

FEWEST RUNS ALLOWED (MIN. 100 IP)

31	Rachele Fico	2010
32	Kristin Schmidt	2002
32	Britni Sneed	2001
33	Cody Trahan	2010
37	Ashley Lewis	1999

FEWEST EARNED RUNS ALLOWED (MIN. 100 IP)

21	Ashley Lewis	2000
23	Kristin Schmidt	2002
24	Ashley Lewis	2001
24	Sarah KnifeChief	1997
24	Ashley Lewis	1999

MOST RUNS ALLOWED

105	Baylee Corbello	2014
95	Ashley Czechner	2014
93	Rachele Fico	2013
84	Kristin Schmidt	2003
83	Carley Hoover	2016

MOST EARNED RUNS ALLOWED

90	Baylee Corbello	2014
75	Ashley Czechner	2014
75	Rachele Fico	2013
64	Emily Turner	2005
63	Carley Hoover	2016

FEWEST HITS ALLOWED (MIN. 100 IP)

73	Brittany Mack	2009
79	Maribeth Gorsuch	2019
82	Sydney Smith	2017
84	Ashley Lewis	2000
94	Ashley Lewis	2001

MOST HITS ALLOWED

245	Kristin Schmidt	2004
203	Kristin Schmidt	2003
166	Rachele Fico	2013
164	Ashley Czechner	2014
162	Emily Turner	2006

FEWEST WALKS ALLOWED (MIN. 100 IP)

10	Ashley Lewis	2000
15	Brandi Landry	1998
24	Kristin Schmidt	2002
26	Cody Trahan	2010
27	Allie Walljasper	2016

MOST WALKS ALLOWED

153	Baylee Corbello	2014
98	Rachele Fico	2013
83	Rachele Fico	2012
82	Dani Hofer	2008
83	Carley Hoover	2016

WALKS ALLOWED PER 7 INNINGS (MIN. 100 IP)

0.51	Brandi Landry	1997
0.58	Brandi Landry	1998
1.01	Kristin Schmidt	2004
1.05	Britni Sneed	2002
1.06	Kristin Schmidt	2002

FEWEST DOUBLES ALLOWED (MIN. 100 IP)

5	Allie Walljasper	2015
8	Cody Trahan	2010
9	Maribeth Gorsuch	2019
9	Ashley Lewis	2001
9	Ashley Lewis	2000
12	Shelbi Sunseri	2019
12	Rachele Fico	2011
13	Ali Kilponen	2021

MOST DOUBLES ALLOWED

29	Kristin Schmidt	2003
28	Brandi Landry	1998
26	Carley Hoover	2016
25	Sarah KnifeChief	1997
24	Britni Sneed	1999

FEWEST TRIPLES ALLOWED (MIN. 100 IP)

0	Shelbi Sunseri	2021
0	Shelbi Sunseri	2019
0	Carley Hoover	2018
0	Carley Hoover	2017
0	Baylee Corbello	2014
0	Ashley Czechner	2014
0	Cody Trahan	2010
0	Dani Hofer	2007
0	Emily Turner	2007
0	Ashley Lewis	2001

MOST TRIPLES ALLOWED

7	Brandi Landry	1998
5	Rachele Fico	2013
4	Rachele Fico	2012
4	Cody Trahan	2008
4	Emily Turner	2006
4	Megan Jolly	2005
4	Kristin Schmidt	2003
4	Sarah KnifeChief	1997

FEWEST HR ALLOWED (MIN. 100 IP)

0	Sarah KnifeChief	1997
1	Ashley Lewis	1999
2	Ashley Lewis	2000
3	Ashley Lewis	2001

MOST HOME RUNS ALLOWED

20	Baylee Corbello	2014
18	Emily Turner	2005
17	Kristin Schmidt	2003
16	Dani Hofer	2008
16	Rachele Fico	2011
16	Cody Trahan	2008
16	Kristin Schmidt	2004

FIELDING

PUTOUTS

552	Jennie Reeves	2002
514	Shaunte' Fremin	1997
492	Killian Roessner	2006
461	Killian Roessner	2007
448	Killian Roessner	2008

ASSISTS

156	Tara Asbill	1998
152	Tara Asbill	1997
138	Shemiah Sanchez	2017
137	Amanda Sanchez	2019
137	Tara Asbill	1999
133	Ashlee Ducote	1997

ERRORS

29	Andrea Smith	2006
26	Lauren Delahoussaye	2004
24	Hailey Smith	2003
21	Bianka Bell	2016
20	Constance Quinn	2016

FIELDING PERCENTAGE (MIN. 75 CHANCES)

1.000	Morgan Cummins	2020
1.000	Emily Griggs	2017
1.000	Jacee Blades	2011
1.000	Leslie Klein	2006
1.000	Leigh Ann Danos	2002
1.000	Jennie Reeves	2001
1.000	Shaunte' Fremin	1999
1.000	Kelly Mashburn	1998

2022 TV/Radio Chart



Sydney Peterson
Infielder
5-5 · Fr.-HS · R/R
Stockton, Calif.



Ali Kiloponen
Pitcher
6-0 · R-Jr.-3Y · R/R
Highlands Ranch, Colo



Taylor Tidwell
Infielder
5-11 · R-Jr.-3Y · R/R
Gonzales, La.



McKenzie Redoutey
Outfielder
5-6 · Fr.-HS · L/L
Franklin, N.C.



Savannah Stewart
Outfielder
5-8 · R-Jr.-3Y · L/R
Marietta, Ga.



Madilyn Giglio
Outfielder
5-3 · Fr.-HS · L/R
Metairie, La.



Emilee Casanova
Pitcher
6-2 · R-Fr.-HS · R/R
Amite, La.



Shelby Wickersham
Pitcher
5-10 · R-Jr.-3Y · R/R
Metairie, La.




Danieca Coffey
Infielder
5-6 · So.-1Y · L/R
Richwood, Texas



Taylor Pleasants
Infielder
6-0 · R-So.-2Y · L/R
Houston, Texas.



Kennedi Houshmandzadeh
Infielder
5-4 · So.-1Y · R/R
Cerritos, Calif.



Jordyn Perkins
Utility
5-3 · So.-2Y · R/R
Metairie, La.



Taylor Edwards
Pitcher
5-8 · R-So.-2Y · R/R
Marrero, La.




Baylea Brandon
Utility
5-6 · Fr.-HS · L/L
Leander, Texas




Hayden Brown
Catcher
5-10 · So.-1Y · R/R
Colleyville, Texas



Georgia Clark
Infielder
5-9 · R-Jr.-3Y · R/R
Houston, Texas



Morgan Cummins
Catcher
5-8 · R-Jr.-3Y · R/R
Sarasota, Fla.



Shelbi Sunseri
Pitcher/Utility
5-10 · Sr.-5Y · R/R
Santa Fe, Texas



Raelin Chaffin
Pitcher
5-10 · Fr.-HS · R/R
Bossier City, La.



Morgan Smith
Pitcher
5-10 · So.-1Y · R/R
Phoenix, Ariz.



KK Madrey
Utility
5-7 · Fr.-HS · L/R
Newnan, Ga.



Ali Newland
Outfielder/Catcher
5-4 · So.-1L · L/R
Bremen, Ga.



Cait Calland
Catcher
5-3 · R-So.-2Y · L/R
Katy, Texas



Raeleen Gutierrez
Infielder
5-10 · R-So.-2Y · L/L
Upland, Calif.




Karrington Houshmandzadeh
Outfielder
5-9 · R-Jr.-3Y · L/R
Cerritos, Calif.




Ciara Briggs
Outfielder
5-5 · R-So.-2Y · L/R
Yorba Linda, Calif.



Presleigh Pilon
Infielder
5-8 · R-Fr.-HS · L/R
Murrieta, Calif.



Beth Torina
Head Coach
11th Season



Howard Dobson
Assistant Coach
11th Season



Lindsay Leftwich
Assistant Coach
11th Season