



SEC Regular Season Champs: 2005, 2006, 2008 | **SEC Tournament Champs:** 1991, 2003 | **NCAA Final Fours:** 2004, 2005, 2006, 2007, 2008

2021-22 Schedule

Overall: 25-4 | SEC: 13-3

Home: 14-2 | Away: 6-2 | Neutral: 4-0

DATE	OPPONENT	TV	TIME/RESULT
11/9	Nicholls	SECN+	W, 82-40
11/14	Florida Gulf Coast	SECN+	L, 74-88
11/18	at UL-Lafayette	ESPN+	W, 70-41
11/23	Tulane	SECN+	W, 75-58
11/26	New Mexico State (1)	FloSports	W, 72-52
11/27	Missouri State(1)	FloSports	W, 66-58
12/2	No. 14 Iowa State (2)	ESPN2	W, 69-60
12/12	Texas Southern	SECN+	W, 96-55
12/15	Alcorn State	SECN	W, 100-36
12/18	Bradley	SECN+	W, 77-51
12/20	Clemson (3)	FloSports	W, 70-56
12/21	Texas Tech (3)	FloSports	W, 74-60
12/27	Samford	SECN+	W, 83-47
12/30	at No. 13 Georgia*	SECN+	W, 68-62
1/2	No. 23 Texas A&M*	SECN+	W, 75-66
1/6	No. 1 South Carolina*	SECN+	L, 66-60
1/9	at Auburn*	SECN	W, 76-48
1/13	Missouri	SECN+	W, 87-85 (OT)
1/16	Vanderbilt* (4)	SECN	W, 82-64
1/23	at Florida*	SECN+	L, 73-72
1/27	at Arkansas*	SECN	L, 90-76
1/30	Kentucky*	SECN	W, 78-69
2/7	at Ole Miss*	SECN	W, 68-64
2/10	Georgia* (5)	SECN	W, 73-67
2/13	at Texas A&M	SECN+	W, 74-58
2/17	at Mississippi State*	SECN+	W, 71-59
2/20	Florida*	SECN	W, 66-61
2/24	Alabama* (6)	SECN+	W, 58-50
2/27	at Tennessee	ESPN2	W, 57-54
3/2-3/6	SEC Tournament		

All Times Central

- 1 - San Juan Shootout (Coliseo Roberto Clemente)
- 2 - SEC/Big 12 Challenge
- 3 - West Palm Beach Invitation (Countess de Hoernle Student Life Center)
- 4 - We Back Pat Game
- 5 - Play4Kay Game
- 6 - Senior Day

Athletic Communications

Contact: Grant Kauvar
Email: gkauva1@lsu.edu
Cell: 720-771-2299

No. 6 LSU at the SEC Tournament

25-4, 13-3 SEC

Feb. 24 | 1 p.m. CT | Knoxville, Tenn. | Thompson-Boling Arena

TV: SEC Network

Radio: LSU Sports Radio Network | Patrick Wright, Shaeeta Williams

Live Stats: LSUstats.com

On The Break

- In Coach **Kim Mulkey's** first season at LSU the Tigers tied the second most regular season win in program history. LSU also had 25 regular season wins during the 2005-06 and 2007-08 seasons. LSU's most regular season wins came in 2004-05 with 27.
- The Tigers have had an exceptional turnaround in the first year under Hall of Fame Coach Kim Mulkey. After winning nine games a year ago LSU increased its win total by 16 this season. The Tigers were picked in the preseason to finish No. 8 in the SEC, but LSU went 13-3 in conference play to go to Nashville as the No. 2 seed in the SEC Tournament.
- This year marks the first time LSU has earned the double-bye and it is the first time the Tigers are a top-two seed since 2008 when LSU was the No. 1 seed in the SEC Tournament. LSU lost in the SEC Championship game that year to Tennessee
- LSU has been ranked inside the AP Poll for 13 consecutive weeks and inside the Top-10 the past two weeks. This is the first time since 2007-08 that the Tigers have been inside the Top-10 heading into postseason play. LSU was projected as a No. 2 seed in Monday's NCAA Projection on ESPN2.
- In her 22nd season as a head coach, Coach Mulkey has won at least 20 games every season.
- LSU in No. 2 in the SEC/No. 29 in the country in scoring offense (74.1) and No. 2 in the SEC/ No. 20 in the country scoring margin (+14.2).
- LSU's 44.9-percent shooting is No. 2 in the SEC and No. 28 in the country.
- The Tigers' rebounding has also been dominant and LSU is No. 3 in the SEC with a +9.4 rebounding margin which also ranks No. 11 in the country. **Autumn Newby** grabs 8.1 rebounds per game for LSU, No. 6 in the conference.
- The LSU defense has also played well and limits opponents to shooting 36.9-percent (No. 3 in the SEC). When LSU holds opponents below 39.9-percent shooting, the Tigers have lost only once.
- The backcourt duo of **Khayla Pointer** and **Alexis Morris** has been exceptional scoring the ball. Pointer is No. 3 in the SEC with 18.7 points per game and has scored at least 20 in 14 games. Morris has scored 15.8 points per game is No. 10 in the SEC in scoring.
- Pointer and Morris are the conference's most potent guard combo in as the only duo from the same team that both rank in the top-10 in the SEC in scoring.
- LSU will be without Morris during the SEC Tournament as she rehabs a sprained MCL she suffered in the first quarter against Florida on Feb. 20. LSU's goal is to have her ready to play in the NCAA Tournament.
- Considered one of the best players in the country, Pointer has been named to the watchlists for the Naismith Trophy, Nancy Lieberman Award, Dawn Staley Award and the Wade Trophy.

Last Game's Starters

LSU 57, Tennessee 54



Pointer

12 points (3-17)
14 rebounds
5 assists
40 minutes played



Cherry

14 points (6-16)
10 rebounds
3 assists
40 minutes played



Payne

7 points (3-8)
5 assists
1 rebound
40 minutes played



Aifuwa

6 points (2-5)
6 rebounds
2 blocks



Newby

12 points (5-7)
9 rebounds
1 assists

Other Noteworthy Players: Hannah Gusters (6 points)

UNIVERSITY

Location:	Baton Rouge, La.
Founded:	1860
Enrollment:	30,987
Nickname:	Tigers or Fighting Tigers
Colors:	Purple and Gold
Mascot:	Mike
Stadium:	Pete Maravich Assembly Center
Capacity:	13,215
Conference:	Southeastern
Band:	Bengal Brass Band

TEAM INFORMATION

Head Coach:	Kim Mulkey (1st Season)
2020/21 Record	9-13
Home	4-6
Away	3-3
Neutral	2-4
2020/21 SEC Record	6-8 (8th in SEC)
Home	6-8
Away	3-3
Neutral	2-4
Postseason	
SEC Tournament	1-1
Final Ranking	NR/NR
Starters Returning/Lost	4/4
Name of starters returning:	Khayla Pointer, Faustine Aifuwa, Jailin Cherry, Awa Trasi
Name of Starters Lost:	Tiara Young, Rakell Spencer, Karli Seay, Dominique Davis
Name of others returning:	Ryann Payne, Emily Ward, Sarah Shematsi, Ajae Petty
Names of newcomers:	Autumn Newby, Logyn McNeil, Hannah Gusters, Timia Ware, Amani Bartlett, Grace Hall, Alexis Morris

PROGRAM HISTORY

First Season	1975/76
Season	47th
All-Time Record	976-491
All-Time SEC Record	304-215
NCAA Tournament Appearances/Last	26/2018
NCAA Final Four Appearances/Last	5/2008
SEC Regular Season Titles/Last	3/2008
SEC Tournament Titles/Last	2/2003

PRONUNCIATION GUIDE

Awa Trasi	Ah-wah Trah-zee
Jailin Cherry	JAY-lyn
Faustine Aifuwa	fah-STEEN ah-FOO-wah
Ajae Petty	pronounced like Asia
Sytia Messer	suh-TEE-ah



LSU WOMEN'S BASKETBALL ROSTER

NO.	NAME	POS	HT.	CL.-EXP	HOMETOWN (PREVIOUS SCHOOL)
0	Autumn Newby	F	6'2"	Gr.-TR	Lawrenceville, Ga. (Vanderbilt) (Archer HS)
1	Jailin Cherry	G	5'8"	Gr.-4L	Pascagoula, Muss (Pascagoula HS)
3	Khayla Pointer	G	5'7"	Gr.4L	Marietta Ga. (Holy Innocents' Episcopal HS)
10	Ryann Payne	G	5'7"	Jr.-1L	Los Angeles, Calif. (TCU) (Sierra Canyon HS)
11	Emily Ward	F	5'11"	So.-2L	Bossier City, La. (Benton HS)
13	Logyn McNeil	F	6'3"	Fr.-HS	Rockwall, Texas (Rockwall-Heath High School)
14	Sarah Shematsi	G/F	6'2"	Jr.-1L	Annecy, France (South Plains College) (Lycee Bellevue)
15	Ajae Petty	F	6'3"	Fr.-1L	Baltimore, Md. (Baltimore Polytechnic Institute)
20	Hannah Gusters	C	6'5"	Fr.-TR	Dallas, Texas (Baylor) (MacArthur HS)
21	Timia Ware	G	5'6"	Fr.-HS	Chicago, Ill. (Whitney Young Magnet High School)
23	Amani Bartlett	F	6'3"	Fr.-HS	Cleveland, Texas (Houston Christian High School)
24	Faustine Aifuwa	C	6'5"	Gr.-4L	Dacula, Ga. (Dacula HS)
30	Grace Hall	F	6'1"	Fr.-HS	Homewood, Ill. (Homewood-Flossmoor HS)
32	Awa Trasi	F	6'1"	Sr.-2L	Toulouse, France (Northwest Florida State College) (Lycee Jeanne d'arc)
45	Alexis Morris	G	5'6"	RJr.-TR	Beaumont, Texas (Baylor, Rutgers, Texas A&M) (Legacy Christian HS)

* Classes reflect how many more years of athletic eligibility each student-athlete has

COACHING STAFF

Kim Mulkey	Head Coach
Alma Matter	Louisiana Tech (1984)
Career Record	657-108 / 22nd Season
LSU Record	25-4 / 1st Season
Sytia Messer	Associate Head Coach
Year	1st
Daphne Mitchell	Assistant Coach
Year	1st
Kaylin Rice	Assistant Coach
Year	1st
Johnny Derrick	Assistant AD/Director of Ops
Year	1st
Jennifer Roberts	Director of Player Personnel
Year	1st
Chante' Crutchfield	Assistant Director of Ops/Recruiting
Year	1st
Jordin Westbrook	Assistant Director of Ops
Year	1st
Joe Schwartz	Assistant Director of Ops
Year	1st
Renee' Braud	Administrative Coordinator
Year	20th

On The Break

A 25 Win Regular Season

- LSU has its first 25-win regular season since the 2007-08 season. LSU is ranked inside the Top-10 going into march for the first time since that same year.

Coach Mulkey's One Year Turnaround

- The Tigers have had an exceptional turnaround in the first year under Hall of Fame Coach Kim Mulkey. After winning nine games a year ago LSU increased its win total by 16 this season. The Tigers were picked in the preseason to finish No. 8 in the SEC, but LSU went 13-3 in conference play to go to Nashville as the No. 2 seed in the SEC Tournament.
- It is the best turnaround by a first-year head coach in SEC History. Coach Mulkey owns two of the greatest turnarounds by a head coach in NCAA DI Women's History.

LSU Statistical Improvements From Last Year To This Year

	2020-21 (SEC Rank)	2021-22 (SEC Rank)
Scoring Offense	60.2 (14)	74.1 (2)
Scoring Defense	63.5 (6)	59.9 (5)
Scoring Margin	-3.3 (12)	+14.2 (2)
Field-Goal Percentage Off.	.386 (13)	.449 (2)
Field-Goal Percentage Def.	.434 (14)	.369 (3)
Rebounding Margin	-3.1 (12)	+9.4 (3)
Assists Per Game	10.7 (13)	14.4 (3)
Assist Turnover Ratio	0.65 (14)	1.05 (4)

NCAA DI First Year Head Coach Improvements [(Wins Diff. + Losses Diff.) / 2]

Coach	School	Improvement
Cynthia Cooper-Dykes	Texas Southern	14.5
Brenda Oldfield	Minnesota	13
Kim Mulkey	Baylor	12.5
Katie Abrahamson-Henderson	UCF	12.5
Kim Mulkey	LSU	12.5*
Nate Kilbert	Ark.-Pine Bluff	11.5
Michelle Clark-Heard	Western Kentucky	11.5
Todd Starkey	Kent St.	11.5

*Is active and will change depending on postseason outcomes

LSU's History at the SEC Tournament

- This year marks the first time LSU has earned the double-bye and it is the first time the Tigers are a top-two seed since 2008 when LSU was the No. 1 seed in the SEC Tournament. LSU lost in the SEC Championship game that year to Tennessee.
- The last time LSU made it to the championship game of the SEC Tournament was in 2012 and the last time the Tigers won it was in 2003, defeating Tennessee. LSU's only other SEC Tournament Championship was in 1991.

LSU Hangs On In Knoxville

- LSU was sizzling to start the season finale in Knoxville in a game to determine the No. 2 seed in the SEC. Autumn Newby scored 10 points in the first quarter and LSU took a 14 point lead into halftime. Tennessee came out with an increased focus and LSU had trouble scoring the ball in the second half, allowing the Lady Vols back in the game and one chance to tie the game during the final seconds.

- Tennessee had an inbounds play for a chance to set up a game-tying three, but Hannah Gusters used her size guarding the inbounds pass to limit opportunities to get the ball in, allowing Khayla Pointer to intercept the pass, clinching the No. 2 seed for LSU

- It was just the fourth time the Tigers have won in Knoxville (2006, 2008, 2014, 2022)

Packing the PMAC

- LSU's home attendance of 112,983 set a LSU Women's Basketball program record, surpassing the total of 94,090 during the 2005-06 season. LSU had a sellout and the fourth largest crowd in program history of 13,620 during the game against Florida on January 20.

At Least A Share of second place in the SEC

- LSU clinched at least a share of second place in the SEC with its win over Alabama on Feb. 24. After winning 9 games last season, Kim Mulkey has the Tigers competing atop the SEC in her first season at LSU

- Khayla Pointer led all scorers with 23 points in the win as her and the other seniors - Faustine Aifuwa, Jaiin Cherry, Autumn Newby and Awa Trasi - came away victorious in their final home regular season game. LSU is in a position to earn a Top-16 seed to the NCAA Tournament and to host first and second round games in the PMAC.

A PMAC Record Season Attendance

- LSU packed the PMAC during the 2021-22 regular season, setting a program record for season attendance. The 112,983 that came to LSU Women's Basketball games during the regular season surpasses the past four seasons' total combined attendance. The previous record was set in the 2005-06 season with a total attendance of 94,090.

A Soldout PMAC

- Fan excitement has been building since Coach Mulkey's hiring was announced and the fans have shown out in the PMAC this season.

- LSU is averaging 7,037 fans per home game this year in the Pete Maravich Assembly Center. That is the third highest attendance average in the SEC behind South Carolina and Tennessee.

- The PMAC was soldout for LSU's Feb. 20 game against Florida with 13,620 fans packing into the arena. It was the fourth largest crowd in LSU Women's Basketball history.

Ranked in the Top-10 late in the season

- LSU has been ranked inside the AP Poll for 12 consecutive weeks, but the Tigers broke into the Top-10 in this weeks poll, appearing at No. 8. This is the first time since the 2009-10 season LSU has been inside the Top-10 and it is the first time since 2007-08 that the Tigers have been inside the Top-10 this late in the season in February.

Taking over the No. 2 spot in the SEC

- LSU entered Sunday, Feb. 20 in a three-way tie for second place in the SEC. After Tennessee lost to South Carolina, LSU's game against Florida was for sole possession of second place.

- The battle between the Tigers and Gators in the PMAC was neck and neck from the tipoff to the final buzzer. Neither team led by more than 7 and there were 9 lead changes in the second half.

- LSU post players came up big with LSU's guards having a rare off-night. LSU's trio of guards went just 9-47 and leading scorer Khayla Pointer had just 7 points. Alexis Morris was LSU's most

TIGER TRENDS

	2021-22 Mulkey	Streak
Novemver	5-1	5-1
December	8-0	8-0
January	5-3	5-3
February	7-0	7-0
March	0-0	0-0
April	0-0	0-0

LSU's Conference Record...

at home	7-1	7-1	W6
on the road	6-2	6-2	W4

LSU's Non-Conference Record...

at home	7-1	7-1	W6
on the road	1-0	1-0	W2
neutral	4-0	4-0	W5

LSU's Record In Games...

decided by 10 or less	11-2	11-2	W6
decided by 5 or less	4-1	4-1	W4
decided by 3 or less	2-1	2-1	W1
that go to overtime	1-0	1-0	W1

LSU's record when scoring...

less than 50 points	0-0	0-0	L8
50+ points	25-4	25-4	W8
60+ points	23-4	23-4	W5
70+ points	18-3	18-3	W4

LSU's record when allowing...

50 or fewer points	6-0	6-0	W26
60 or fewer points	17-0	17-0	W17
70 or fewer points	24-1	24-1	W10
71+ points	1-3	1-3	L2

LSU's record when...

leading after the 1st qtr	22-1	22-1	W10
trailing after the 1st qtr	1-3	1-3	L2
tied after the 1st qtr	2-0	2-0	W2
leading at halftime	18-1	18-1	W8
trailing at halftime	6-2	6-2	W3
tied at halftime	1-1	1-1	L1
leading after the 3rd qtr	22-1	22-1	W6
trailing after the 3rd qtr	3-3	3-3	W2
tied after the 3rd qtr	0-0	0-0	

*Coach Mulkey at LSU

TRACKING THE STARTERS

Pointer, Cherry, Morris, Newby, Aifuwa	17-3
Pointer, Cherry, Payne, Newby, Aifuwa	2-0
Pointer, Cherry, Morris, Trasi, Aifuwa	2-0
Pointer, Cherry, Payne, Newby, Gusters	1-1
Pointer, Cherry, Morris, Trasi, Gusters	1-0
Pointer, Payne, Morris, Trasi, Aifuwa	1-0
Pointer, Payne, Morris, Newby, Aifuwa	1-0

Honors/Awards

Khayla Pointer

- Media Preseason All-SEC Team
- Coach's Preseason All-SEC First Team
- Wooden Award Watchlist
- SEC Player of the Week (11/16/21)
- West Palm All-Tournament First Team (12/22/21)
- Nancy Lieberman Award Midseason Watchlist
- Dawn Staley Award Midseason Watchlist
- Naismith Trophy Midseason Watchlist
- Wade Trophy Midseason Watchlist
- First Team All-SEC

Hannah Gusters

- Lisa Leslie Award Preseason Watchlist

Alexis Morris

- LSWA Player of the Week (12/7/21)
- SEC Player of the Week (2/15/22)
- Second Team All-SEC

Kim Mulkey

- Naismith Coach of the Year Watchlist

Embrace The Future

- Coach Mulkey signed an elite first class as LSU's head coach on November 10.

-The class is ranked No. 10 in the country by Dan Olsen Collegiate Girls Basketball Report.

- The class included Flaujae Johnson, Sa'Myah Smith, Alisa Williams, Last-Tear Poa and Izzy Besselman

-Flaujae Johnson (G) is the No. 26 player in the country and No. 6 guard in the country. She is also a rap star who has nearly 1,000,000 followers across all social media platforms.

-Sa'Myah Smith (G/F) is the top player in the Dallas area and the No. 57 player in the country. She is a forward who has the ability to play on the perimeter.

- Last-Tear Poa (G) is the top Juco Transfer in the class from Northwest Florida State College. She is originally from Melbourne, Australia.

- Alisa Williams (G) is a lefty with great size and versatility who possesses great basketball IQ and is the No. 4 player in the Dallas area.

- Izzy Besselman (F) is going to walk-on. The Baton Rouge native led Episcopal to a state championship in 2020, going for 26 in the championship victory. She is also a standout volleyball player.

- Flaujae was named to the McDonald's All-American game which will take place on March 29 in Chicago

productive guard, finishing with 20 after making 10 free throws.

- The LSU post trio of Autumn Newby, Faustine Aifuwa and Hannah Gusters were a combined 13-15 to finish with 29 points collectively, stepping up in a big game the propelled LSU into the Top-10 in the country and into second place in the SEC heading into the final week of the regular season.

Morris Takes Over 4th Quarter In Starkville

- Alexis Morris scored 15 points in the final quarter after LSU trailed MSU by 2 going into the 4th. Morris took the game over as LSU controlled the final quarter, finishing the game on a 17-3 run and holding the Bulldogs scoreless for a six-minute stretch, going 1-11 to finish the game and LSU clamped down on defense.

Morris and Pointer go off in second half at Texas A&M

- LSU trailed by 6 going into the second half in College Station, but Khayla Pointer and Alexis Morris both had 16 second half points to finish with 25 a piece and lead LSU to its second win over Texas A&M, 74-58, It was the second game in a row both Pointer and Morris scored over 20.

- After play in Texas A&M last season, Morris has games with 30 and 25 points this year against her former team.

- Coach Mulkey improved to 21-5 against Gary Blair in what could end up being their final meeting as head coaches. Their relationship goes back to when Coach Blair was an assistant coach at LA Tech when Mulkey starred there.

Guards Geaux Off vs. Georgia

- LSU led by as many as 20 in the third quarter, but Georgia's bench pulled the Bulldogs even with under three minutes left in the game. Thanks to clutch free throw shooting down the stretch, LSU held on to win by six. The Tigers never trailed.

- LSU's backcourt trio of Alexis Morris (26), Khayla Pointer (21) and Jailin Cherry (18) were effective scoring the ball at all three levels. They combined for 65 of LSU's final 73 points. When they are on, there are few guard trios in the country that can top LSU's three-headed monster.

Three-Headed Monster In The Backcourt

- LSU's trio of guards have proven to be one of the best backcourts in the nation. Khayla Pointer is one of the best players in the country on multiple award watchlists and she is joined in the backcourt by Alexis Morris and Jailin Cherry. All three guards have the ability to create their own offense and offense for others, get to the rim, dish the ball and play elite defense.

A Road Win In Oxford

- Multiple Tigers shined during LSU's road win at Ole Miss.

- Khayla Pointer (16 p, 11 r., 10 a) became the fifth SEC player and second LSU player with multiple triple-doubles in her career. LSU is the only SEC program to have multiple players with multiple career triple doubles (Pointer and Cornelia Gayden)

- Faustine Aifuwa played big in the paint and had a double double, tying a career-high with 20 points and setting a season mark with 14 rebounds

- Alexis Morris scored 17 and had 6 boards while Jailin Cherry had 7 points and 8 rebounds.

Back On Track In The PMAC

- Returning home after two road losses at Florida and at Arkansas, the Tigers went to battle with Kentucky in the PMAC and overcame a 5-point deficit entering the fourth quarter to get back on a winning track. The Tigers outscored the Wildcats, 30-16, in the fourth quarter and Pointer had 19 points in the final quarter.

- Pointer finished the game with 28 total points and Morris, who had 13 in the first half, finished the game with 20 points.

First Since Seimone Augustus

- Khayla Pointer's 35 points in the loss at Florida marked the first time a LSU player scored that many points since Seimone Augustus put up 35 at Florida in 2006.

- Pointer was the only player to score in double figures during the game as LSU lost its third game of the season.

- After Autumn Newby exited the Missouri game and missed the Vanderbilt game, she made her return to the court in Gainesville and led the Tigers with 11 rebounds.

- The Florida game was the first game that LSU lost after holding its opponent below 39.9-percent shooting.

Everybody Is Involved in win over Vanderbilt

- LSU's starters were productie in LSU's win over Vanderbilt. Faustine Aifuwa, Jailin Cherry, Khayla Pointer and Alexis Morris all scored in double figures. All four of them plus Awa Trasi had at least 7 rebounds.

- Spreading the wealth on the boards was key as LSU was without leading rebounder Autumn Newby after she was injured in the game against Missouri.

- Morris came out playing well and had 18 of her 20 points in the first half.

An Overtime Win Over Missouri

- LSU led by 11 at halftime, but Missouri surged back with 8 threes in the second half and ultimately forced overtime. With 5.7 seconds left in OT, Pointer made a layup after driving from the top of the key. Alexis Morris blocked Missouri's last-second lay-in attempt.

- Pointer finished with 21 points, 4 rebounds and 6 assists, playing all 45 minutes.

- Jailin Cherry also played all 45 minutes and she had 20 points, a career-high 9 assists and 7 rebounds

- Missouri made 15 threes in the game, the most ever allowed by a LSU Women's Basketball team.

KP's Club Of One

- Khayla Pointer is the only player in program history to record 1,500 points, 500 assists and 500 rebounds.

Bouncing Back At Auburn

- After falling to No. 1 South Carolina, LSU went on the road to Auburn and bounced back with a 76-48 win. It was LSU's second largest win over Auburn ever and LSU's largest road SEC victory since 2011 at Ole Miss.

- LSU's victory margin could have been higher if it weren't for a handful of missed layups. Khayla Pointer finished with a double-double with 24 points and 11 rebounds. With 6 assists, Pointer had the chance to get a triple-double if it weren't for missed layups.

- Coach Mulkey said she felt the team had a great shootaround Sunday morning before the game and was mentally prepared to rebound following the South Carolina defeat.

Toe-to-toe with No. 1 South Carolina

- No. 13 LSU went toe-to-toe with No. 1 South Carolina, falling just short as the Gamecocks won the battle on the boards. LSU held leads after the first quarter and at halftime, but went cold to start the third quarter and South Carolina mounted a second half run.

- The Gamecocks were able to control the battle on the boards and LSU allowed them to get too many offensive rebounds in critical situations down the stretch.

- It was the first LSU Women's Basketball Top-15 matchup inside the PMAC since LSU hosted No. 1 UCONN in 2008.

A White Out In The PMAC

- LSU Women's Basketball is one of the hottest tickets in town and told fans to wear white to the Tigers' matchup

against No. 1 South Carolina. The fans turned out - in total 9,190 fans came dressed in white - the 15th largest crowd in LSU Women's Basketball history.

- In Coach Mulkey's first season at LSU the energy around the program has been electric. LSU is averaging 6,355 fans per home game, the third largest average in the SEC.

Geauxing The Distance

- Khayla Pointer has been critical to LSU's success and is playing as one of the best guards in the SEC. Not only is she efficient, but she rarely goes to the bench and leads the SEC averaging 36.75 minutes per game.
- She has played all 40 minutes in 11 games plus she played all 45 minutes during the overtime game against Missouri where she hit the game-winning layup with 5.7 second remaining.

Morris Explodes For 30 In Win Over Former Team, Texas A&M

- Alexis Morris went off for 30 points, 23 of which came in the second half, to help lead LSU to a win over Texas A&M on Sunday. Morris played for TAMU last season.
- LSU is the fourth school Morris has played for. She spent her freshman season playing at Baylor for Coach Mulkey, but was ultimately kicked off the team by Coach. She played one year at Rutgers before transferring to Texas A&M.
- Morris had already placed her name in the transfer portal before LSU hired Coach Mulkey which is when Morris began reaching out to join LSU. She says she "needed Coach Mulkey in her life."
- Mulkey ultimately decided to give Morris another chance after kicking her off the team at Baylor and has said, "Alexis Morris now has the opportunity to write the ending of her college career here at LSU."

Fourth Quarter Success

- LSU has trailed in the fourth quarter in both of its past two games, but has found ways to win at then No. 13 Georgia and against No. 23 Texas A&M.
- Khayla Pointer hit two big go-ahead threes in the final minutes of the Georgia game to redeem herself after a series of errors early in the fourth quarter.
- LSU trailed Texas A&M by three going into the final quarter, but outscored the Aggies 29-17 in the fourth quarter to win its 13th straight game.
- Alexis Morris had 11 points in the fourth quarter of the Texas A&M game and went 6-8 from the free throw line to ice the game in the final quarter.
- Jailin Cherry went scoreless through three quarters against Texas A&M. She began running the point position in the fourth quarter and found her rhythm, ultimately putting up 10 points in the final quarter, hitting four shots and coming through in crunch time for the Tigers.

Opening SEC Play With A Road Win In Athens

- In her first SEC game, Coach Mulkey led the Tigers into Athens and defeated No. 13 Georgia as LSU won its 12th straight.
- Georgia native Khayla Pointer played big for the Tigers with 21 points, including two threes late in the game to makeup for some miscues earlier in the fourth quarter. LSU's other two Georgia natives had good games too as Faustine Aifuwa had 17 points and 9 rebounds and Autumn Newby had 9 points and 10 rebounds.
- Jailin Cherry got LSU going early. She finished with 10 points, 8 of which came in the first half.
- LSU closed 2021 out with its second win over a ranked opponent in December after beating No. 14 Iowa State on December 2.

11 Straight Wins Going Into SEC Play

- The Tigers are riding a 11-game win streak, their longest since winning 14 straight during the 2007-08 season.
- LSU's win streak has included wins over ULL, Tulane, New Mexico St., Missouri St., No. 14 Iowa State, Texas Southern, Alcorn State, Bradley, Clemson, Texas Tech and Samford

All Five Starter Score Double Digits

- In LSU's 74-60 win over Texas Tech at the West Palm Beach Invitational all five of LSU's starter scored double digits, the first time that has happened since Valentine's Day in 2008 when the Tigers pummeled No. 1 Tennessee on the road, 78-62.
- LSU improved to 11-1 and won its 10th straight with all five starters reaching at least 10 points. Pointer (19), Cherry (16), Morris (13), Newby (12) and Aifuwa (10)

Scoring The Ball

- A big emphasis has been placed on finding ways to score the ball.
- Through eight games of the Coach Mulkey Era the Tigers are averaging 76.9 points per game, No. 33 in the NCAA and No. 3 in the SEC.
- LSU has a .468 field goal percentage, the third best in the SEC and 15th in the NCAA
- In total, 11 Tigers have scored double-digits at least one time this season and six players have multiple double-figure scoring games,

First Marquee Win Under Coach Mulkey

- The Tigers picked up their first marquee win under Coach Mulkey when they handed No. 14 Iowa State its first loss of the season. LSU won the game, 69-60, and trailed for only 58 seconds throughout the first half and never surrendered the lead in the second half.
- LSU shined in front of a national television audience on ESPN2.
- Everytime the Cyclones went on to make it a one-possession game in the second half the Tigers responded with points and refused to relinquish the lead.

Stellar Backcourt Play Leads LSU to Victory over No. 14 Iowa St.

- The LSU guards owned the game in LSU's win over No. 14 Iowa St. Alexis Morris had career-high 25, Khayla Pointer had 20 and Ryann Payne had 9 as the trio of Tiger guards combined for 54 of LSU's 69 points.
- Morris was huge in setting the tone for the victory with 12 points on 4-4 shooting in the first quarter. She finished the game going 5-7 from beyond the arc.
- Payne stepped up big defensively, recording 5 (career-high) of LSU's 10 steals. Her lone three was a big one as it came in the third quarter when Iowa St. had brought the score within one possession.
- Pointer did what she does, making buckets and dishing the ball. She has 20+ points in four of LSU's seven games and her 5.29 assists per game is the third best mark in the SEC.

Success In San Juan

- The Tigers traveled to Puerto Rico over Thanksgiving for two games at the San Juan Shootout against New Mexico State and Missouri State.
- New Mexico State gave LSU all it could handle holding a small lead after the first quarter and at halftime. The Tigers responded out of the locker room in the third quarter where LSU went on a 15-3 run before running away with a 20-point win.
- Of Pointer's 20 points against NMSU, 16 came in the second half, including 10 in the third quarter.

Coach Mulkey's WNBA Draft Picks

Player	Year	Team	Round	Pick
Sheila Lambert	2002	Charlotte	1	7
Danielle Crockrom	2002	Utah	1	11
Steffanie Blackmon	2005	Seattle	3	38
Sophia Young	2006	San Antonio	1	4
Bernice Mosby	2007	Washington	1	6
Angela Tisdale	2008	Chicago	3	33
Jessica Morrow	2009	Atlanta	3	27
Britney Griner	2013	Phoenix	1	1
Brooklyn Pope	2013	Chicago	3	28
Odyssey Sims	2014	Tulsa	1	2
Niya Johnson	2016	Atlanta	3	28
Alexis Jones	2017	Minnesota	1	12
Alexis Prince	2017	Phoenix	3	29
Kristy Wallace	2018	Atlanta	2	16
Kalani Brown	2019	Los Angeles	1	7
Chloe Jackson	2019	Chicago	2	15
Lauren Cox	2020	Indiana	1	3
Te'a Cooper	2020	Phoenix	2	18
Juicy Landrum	2020	Connecticut	3	35

LSU's WNBA Draft Picks

Player	Year	Team	Round	Pick
Elaine Powell	1999	Orlando	4	50
Katrina Hibbert	2000	Seattle	4	57
Marie Ferdinand	2001	Utah	1	8
April Brown	2001	Indiana	4	51
Aiysha Smith	2003	Washington	1	7
DeTrina White	2003	Indiana	2	20
Ke-Ke Tardy	2003	San Antonio	2	25
Doneeka Hodges	2004	Los Angeles	2	25
Temeka Johnson	2005	Washington	1	6
Seimone Augustus	2006	Minnesota	1	1
Scholanda Dorrell	2006	Sacramento	1	14
Sylvia Fowles	2008	Chicago	1	2
Erica White	2008	Houston	2	17
Quianna Chaney	2008	Chicago	2	19
Allison Hightower	2010	Connecticut	2	15
LaSondra Barrett	2012	Washington	1	10
Theresa Plaisance	2014	Tulsa	3	27
Raigyne Moncrief-Louis	2018	Las Vega	3	25

DOUBLE-DOUBLES	21-22	CAREER	LAST
Faustine Aifuwa	3	21	2/7/22
Khayla Pointer	7	11	2/27/22
Jailin Cherry	1	2	2/27/22
Autmn Newby	1	1	12/21/20

TRIPLE-DOUBLES	21-22	CAREER	LAST
Khayla Pointer	2	2	2/7/22

*Pointer is the 5th player in SEC history with multiple career triple-doubles. LSU is the only team in the SEC that has multiple players with multiple triple-doubles (Pointer and Cornelia Gayden)

10+ SCORING	21-22	CAREER	LAST
Khayla Pointer	26	90	2/27/22
Faustine Aifuwa	15	60	2/24/22
Alexis Morris	22	34	2/20/22
Awa Trasi	1	10	11/18/21
Jailin Cherry	13	24	2/27/22
Autumn Newby	5	13	2/27/22
Hannah Gusters	2	8	1/9/22
Ryann Payne	2	2	11/18/21
Sarah Shematsi	--	2	3/4/21
Timia Ware	1	1	12/15/21
Grace Hall	1	1	12/15/21
Ajae Petty	1	1	12/27/21

10+ REBOUNDING	21-22	CAREER	LAST
Faustine Aifuwa	4	29	2/17/22
Autumn Newby	11	19	2/17/22
Khayla Pointer	7	9	2/27/22
Jailin Cherry	1	2	2/27/22
Awa Trasi	-	1	3/6/20
Hannah Gusters	--	1	3/6/21

20+ SCORING	21-22	CAREER	LAST
Khayla Pointer	14	34	2/24/22
Alexis Morris	9	9	2/20/22
Faustine Aifuwa	2	5	2/7/22
Jailin Cherry	2	2	1/13/22
Awa Trasi	--	1	2/13/20
Hannah Gusters	--	1	12/18/20
Autumn Newby	--	1	11/6/18

20+ REBOUNDING	21-22	CAREER
N/A	-	-

5+ ASSISTS	21-22	CAREER	
Khayla Pointer	16	58	2/27/22
Alexis Morris	6	6	2/10/21
Jailin Cherry	3	4	1/30/22
Ryann Payne	2	2	2/27/22
Timia Ware	1	1	12/12/21

LSU STAT RANKINGS

Stat	Value	SEC	NCAA
Scoring Offense	74.1	2	29
Scoring Defense	59.9	5	97
Scoring Margin	14.2	2	20
FG%	.449	2	28
FT%	.656	12	306
3PT%	.324	5	101
Reb. Margin	9.4	3	11
Assists	14.4	T3	82
DRPG	29.9	3	9
Turnover Margin	3.14	4	T50
Assist/Turonver	1.05	4	58
FG% Defense	.369	3	55
3PT% Defense	.342	14	322
Blocks/game	4.1	8	69
Steals/game	8.4	9	129

- In its second game in San Juan, LSU took down a Missouri State team that has been to two straight NCAA Sweet 16s and had defeated No. 24 Virginia Tech a day earlier. LSU led by nine at the half before the Lady Bears were able to tie it up in the third quarter, but LSU responded making big plays in key moments to earn what Coach Mulkey said was a critical win for the program she is building in Baton Rouge.

- Once again, Pointer was potent, scoring a season-high 25 points to help provide a winning edge.

Find A Way To Go 1-0

- Coach Mulkey has said with this LSU team, the Tigers will need to be a squad that grinds out victories.
 - LSU plans to take the season one game at a time, focusing on the next opponent with a goal of going 1-0 each game.
 - Coach Mulkey and her staff put together detailed scouting reports for every opponent which will be key for the team to exectue in order to get wins.

Pointer Looks Strong Out Of The Gates

- Pointer has scored 20+ in four of the first seven games and has been a key piece in LSU's early success.
 - After beginning the season with a triple-double, Pointer recorded a double-double the following game to earn SEC Player of the Week Honors.
 - When LSU was out of rhythm against NMSU is San Juan, Pointer's 16 second hal points propelled the Tigers to victory. The following day she put up 25 to lead LSU to a big win over Missouri State.
 - Averaging 17.4 points per game, Pointer ranked No. 4 in the SEC in scoring and has the 11th highest field goal percentage (.452)
 - The senior guard does not get tired, leading the SEC averaging 36.19 minutes per game. She has played all 40 minutes twice this season.

Morris Making Impact

- Guard Alexis Morris became eligible to suit up for the Tigers prior to their game against FGCU. Making an impact on both ends of the floor, Morris is No. 8 in the SEC in steals per game (2.14) and No. 9 in field-goal percentage (.467),
 - Since becoming eligible, Morris has scored in double-figures in all seven of her games.
 - Morris transferred to LSU after playing for Texas A&M last season. The Beaumont, Texas native played for Coach Mulkey as a freshman at Baylor in the 2017-18 season and was named to the Big 12 All-Freshman team.
 - After hitting her first three-pointer of the season against Missouri St. in San Juan, Morris hit 5-7 threes the following game in the win over No. 14 Iowa State to help her finish with a career-high 25 points.

The Career of Khayla Pointer

- Khayla Pointer has been a leader for the Tigers throughout her career and is going to be a key to LSU this season as a Preseason All-SEC Player.
 - She has led the Tigers in points scored in each of the past two seasons and surpassed the 1,000 career point mark last year. She entered this season with 1,306 points scored
 -Pointer also entered her final season with 431 assists, the fifth most assists in program history, and she is climbing the rankings.

LSU Career Assists List

1. Temeka Johnson (2001-05) - 945
2. **Khayla Pointer (2017-present) - 580**
3. Pokey Chatman (1987-91) - 570
4. Erica White (2004-08) - 519

SEC Active Career Stat Leaders (2/28/22)

Career Points
 - Khayla Pointer, No. 3, 1849
 - Faustine Aifuwa, No. 15, 1281

Career Rebounds
 -Faustine Aifuwa, No. 3, 948
 - Autumn Newby, No. 7, 766
 - Khayla Pointer, No. 15, 555

Career Blocks
 -Faustine Aifuwa, No. 4, 231

Career Assists
 - Khayla Pointer, No. 1, 580

Career Steals
 - Khayla Pointer, No. 3, 243

The Addition of Hannah Gusters

- Hannah Gusters was the first player to sign to play at LSU for Coach Mulkey
 - It wasn't the first time Gusters signed to play with Coach Mulkey after she spent her first college season playing for Mulkey at Baylor.
 - Gusters was part of a post rotation at Baylor that featured two All-Americans
 - The Dallas native had a career high 22 points against Northwestern State and 10 rebounds against Kansas, both of which resulted in wins. She scored in double-figures six times during her lone season in Waco.

Handing Tulane Its First Loss

- LSU was able to hand Tulane its first loss of the season after the Green Wave got off to a 4-0 start, including a road victory at Alabama and a double OT win over TCU.
 - Faustine Aifuwa (17), Khayla Pointer (14), Alexis Morris (12), Autumn Newby (11) and Jailin Cherry (10) all scored double-figures to help LSU hand Tulane its first loss of the season.
 - LSU and Tulane both grabbed 43 rebounds. Tulane entered the game ranked in the NCAA Top-10 in total rebounds, offensive rebounds and defensive rebounds per game.

Tigers Secure First Road Victory in Lafayette

- When LSU hit the road to Lafayette to face ULL, the goal was to win their first road match of the season. After a slow first quarter where both teams played poor on the offensive end, LSU used a 20-4 second quarter to open the game up.
 - With both of LSU's centers in foul trouble, the Tigers relied on Awa Trasi and Autumn Newby in the post. Trasi had a game-high 17 point and Newby finished with a game-high 12 rebounds.
 - LSU's defense was stout on the road, forcing 26 ULL turnovers and recording 9 steals. The Tigers limited Pre-season Sun Belt Player of the Year Ty'Reona Doucet to just 2 points.

FGCU Uses Three Ball To Defeat Tigers

- Florida Gulf Coast used a fast paced offense that relied heavily on shooting threes to defeat the Tigers. The Eagles shot 56-percent from beyond the arc, making 14 threes to defeat LSU, 88-74.
 - Although FGCU's style of play is unique in how many threes they take, LSU has another opponent that will play a similar style in Iowa State on December 2.

Pointer's Historic Triple-Double

- Guard Khayla Pointer made history when she became just the third

player in LSU Women's Basketball history when she recorded 16 points, 13 assists (career high) and 11 rebounds in the season opening win over Nicholls.

- It was the first time since 2010 that a Tiger recorded a triple-double when Katherine Graham did so with 20 points, 10 rebounds and 10 assists.
- Cornelia Gayden recorded two triple-doubles during the 1995-95 season; first with 32 points, 15 rebounds and 10 assists and then with 43 points, 15 rebounds and 10 assists.
- Pointer is one of three active players in the SEC to have recorded a triple-double in their careers. The other two are South Carolina's Aliyah Boston, who has two in her career, and Tennessee's Tamari Key.

Gusters Shines In LSU Debut

- Center Hannah Gusters was 9-14 shooting the ball and led LSU with 19 points in her debut wearing purple in gold in the Tigers' win over Nicholls. She also added 6 rebounds, 3 blocks and a steal.
- Guster recorded over half of her buckets in the third quarter when she was 5-7 and scored 11.
- The Dallas native transferred to LSU from Baylor following Coach Mulkey to Baton Rouge. She was part of a post rotation in Waco that featured two All-Americans. Gusters is on the Preseason Watchlist for the Lisa Leslie Award as one of the nation's top centers.

Celebrating The Small Things

- Coach Mulkey has placed an emphasis on celebrating the small things as she looks to build LSU Women's Basketball
- One example that Coach Mulkey has used is improving on last season's win total. The Tigers won nine games last year.
- "I'm going to celebrate little things. I'm going to celebrate when we win 10 ball games because that's one more than the team previous won. I'm going to celebrate when we win enough and we don't have a losing season. I'm going to celebrate when we beat that first ranked opponent. You must celebrate those things because, what happens is, when you build a program, those things tend to be taken for granted." - Coach Mulkey

Receiving Votes In Preseason Polls

- When the Preseason AP Poll was released on October 19, the Tigers were receiving votes. LSU is also receiving votes in the Coaches' Poll released last week
- LSU received enough votes to be considered the No. 31 team in the rankings
- The last time LSU was inside the AP Top-25 it was ranked No. 25 on December 2, 2019. November 4, 2014 is the last time LSU was inside the Coaches Top-25.

Respect The Past. Embrace The Future.

- In her first season leading the Tigers, Coach Mulkey is using the phrase, "Respect the past. Embrace the future."
- Coach Mulkey has brought new life to the program's alumni who are all excited about what the future of the program looks like under Coach Mulkey.
- Multiple former Tigers, including the Washington Mystics' Theresa Plaisance, attended Wednesday's practice. Other former players that were at practice included Shanece McKinney, Quianna Chaney, Rakell Spencer, Ayana Mitchell, Bonita Johnson, Lisa Brewer and Cornelia Gayden.
- Former Tiger Marie Ferdinand spoke to the team at a practice where she challenged every player on the team to be a great teammate.
- Elaine Powell. LSU's first player to be drafted to the WNBA, returned to the PMAC when LSU hosted Langston for an exhibition game. Powell is Langston's head coach.
- Seimone Augustus, whose No. 33 LSU jersey is retired, was at LSU's season opener and spoke to the team following practice on November 11.
- Coach Mulkey and her staff have sent out custom LSU Women's Basketball boxes filled with team apparel to former players around the country.

Senior Leadership

- Faustine Aifuwa, Jailin Cherry and Khayla Pointer are all back to use their additional year of eligibility and have provided great leadership under Coach Mulkey.
- Pointer was named to the Preseason All-SEC Team by both the league's coaches and media
- The experience the three of them bring into the 2021-22 season together includes 320 games played, 207 starts and 2,719 points

In The Polls

LSU WEEK-BY-WEEK PRESEASON	AP	COACHES
WEEK 1	RV	RV
WEEK 2	NR	--
WEEK 3	NR	NR
WEEK 4	24	RV
WEEK 5	22	RV
WEEK 6	21	RV
WEEK 7	19	24
WEEK 8	13	16
WEEK 9	12	14
WEEK 10	11	10
WEEK 11	12	11
WEEK 12	15	15
WEEK 13	14	13
WEEK 14	11	12
WEEK 15	8	8
WEEK 16	6	

AP POLL - FEBRUARY 21			
NO.	TEAM	RECORD	LAST WEEK
1	SOUTH CAROLINA	25-1	1
2	STANFORD	23-3	2
3	NC STATE	25-3	4
4	LOUISVILLE	23-3	3
5	BAYLOR	21-5	7
6	MICHIGAN	21-4	9
7	UCONN	19-5	10
8	LSU	23-4	11
9	IOWA STATE	22-4	6
10	INDIANA	19-5	5
11	TEXAS	19-6	14
12	ARIZONA	19-5	8
13	MARYLAND	20-7	13
14	NOTRE DAME	20-6	19
15	FLORIDA	20-7	17
16	TENNESSEE	21-6	12
17	OHIO STATE	20-5	18
18	UNC	21-5	24
19	BYU	23-2	20
20	OKLAHOMA	20-6	15
21	IOWA	17-7	22
22	GEORGIA TECH	19-8	16
23	VIRGINIA TECH	20-7	23
24	FGCU	24-2	25
25	GEORGIA	18-8	21

COACHES POLL - FEBRUARY 22			
NO.	TEAM	RECORD	LAST WEEK
1	SOUTH CAROLINA	25-1	1
2	STANFORD	23-3	2
3	NC STATE	25-3	4
4	LOUISVILLE	24-3	3
5	MICHIGAN	21-4	9
6	IOWA STATE	22-4	5
7	BAYLOR	21-5	10
8	LSU	23-4	12
9	UCONN	19-5	11
10	INDIANA	19-6	6
11	ARIZONA	19-5	7
12	TEXAS	19-6	14
13	MARYLAND	20-7	13
14	TENNESSEE	21-6	8
15	BRU	23-2	16
16	NOTRE DAME	20-6	20
17	OHIO STATE	20-5	19
18	UNC	21-5	23
19	OKLAHOMA	20-6	15
20	GEORGIA	18-8	17
21	FLORIDA	20-7	21
22	IOWA	18-7	25
23	FGCU	24-2	22
24	GEORGIA TECH	19-8	18
25	UCF	20-3	NR



2021-22 LSU Women's Basketball Combined Team Statistics All games

Page 1/1
as of Feb 28, 2022

Game Records

Record	Overall	Home	Away	Neutral
ALL GAMES	25-4	14-2	7-2	4-0
CONFERENCE	13-3	7-1	6-2	0-0
NON-CONFERENCE	12-1	7-1	1-0	4-0

Score by Periods

Team	1st	2nd	3rd	4th	OT	TOT
LSU	555	494	544	548	8	2149
Opponents	390	380	516	446	6	1738

Team Box Score

No.	Player				Total		3-Point		F-Throw		Rebounds											
		GP-GS	MIN	AVG	FG-FGA	FG%	3FG-3FGA	3FG%	FT-FTA	FT%	OFF	DEF	TOT	AVG	PF	DQ	A	TO	BLK	STL	PTS	AVG
3	POINTER, Khayla	29-29	1065:44	36.7	191-449	.425	43-115	.374	118-180	.656	36	152	188	6.5	43	0	149	79	7	52	543	18.7
45	MORRIS, Alexis	26-25	865:39	33.3	153-325	.471	30-92	.326	74-95	.779	18	91	109	4.2	44	0	75	48	6	47	410	15.8
24	AIFUWA, Faustine	29-26	673:20	23.2	123-233	.528	0-0	.000	42-73	.575	80	110	190	6.6	80	4	15	39	43	14	288	9.9
1	CHERRY, Jailin	28-27	868:33	31.0	118-319	.370	2-24	.083	17-27	.630	43	111	154	5.5	54	1	72	62	19	41	255	9.1
0	NEWBY, Autumn	28-25	828:56	29.6	69-125	.552	0-0	.000	44-72	.611	85	142	227	8.1	73	4	19	34	9	26	182	6.5
10	PAYNE, Ryann	27-6	445:35	16.5	54-138	.391	10-30	.333	26-34	.765	11	45	56	2.1	27	0	45	35	1	31	144	5.3
20	GUSTERS, Hannah	24-3	353:48	14.7	49-102	.480	0-0	.000	19-29	.655	23	46	69	2.9	33	0	12	28	18	6	117	4.9
30	HALL , Grace	7-0	35:10	5.0	6-9	.667	5-7	.714	4-4	1.000	1	4	5	0.7	1	0	2	3	0	1	21	3.0
15	PETTY, Ajae	10-0	66:10	6.6	9-16	.563	0-0	.000	11-21	.524	8	21	29	2.9	6	0	1	4	4	2	29	2.9
32	TRASI, Awa	28-4	314:19	11.2	29-58	.500	1-2	.500	22-32	.688	34	43	77	2.8	38	1	9	21	3	9	81	2.9
21	WARE, Timia	16-0	134:00	8.4	15-38	.395	2-11	.182	3-10	.300	6	14	20	1.3	12	0	12	20	1	8	35	2.2
11	WARD, Emily	6-0	40:04	6.7	6-11	.545	0-0	.000	0-0	.000	3	3	6	1.0	2	0	1	2	1	2	12	2.0
14	SHEMATSI, Sarah	14-0	88:59	6.4	8-29	.276	4-18	.222	1-4	.250	2	21	23	1.6	11	0	5	5	1	4	21	1.5
23	BARTLETT, Amani	9-0	44:43	5.0	4-7	.571	0-0	.000	3-4	.750	4	3	7	0.8	4	0	1	2	5	1	11	1.2
Team											48	62	110					16				
Total		29	5825		834-1859	.449	97-299	.324	384-585	.656	402	868	1270	43.8	428	10	418	398	118	244	2149	74.1
Opponents		29	5825		641-1735	.369	188-549	.342	268-407	.658	290	708	998	34.4	553	14	325	489	104	200	1738	59.9

Team Statistics

	LSU	OPP
Scoring	2149	1738
Points per game	74.1	59.9
Scoring margin	+14.2	-
Field goals-att	834-1859	641-1735
Field goal pct	.449	.369
3 point fg-att	97-299	188-549
3-point FG pct	.324	.342
3-pt FG made per game	3.3	6.5
Free throws-att	384-585	268-407
Free throw pct	.656	.658
F-Throws made per game	13.2	9.2
Rebounds	1270	998
Rebounds per game	43.8	34.4
Rebounding margin	+9.4	-
Assists	418	325
Assists per game	14.4	11.2
Turnovers	398	489
Turnovers per game	13.7	16.9
Turnover margin	+3.1	-
Assist/turnover ratio	1.1	0.7
Steals	244	200
Steals per game	8.4	6.9
Blocks	118	104
Blocks per game	4.1	3.6
Winning streak	8	-
Home win streak	6	-
Attendance	112983	37013
Home games-Avg/Game	16-7061	9-4113
Neutral site-Avg/Game	-	4-631

Team Results

Date	Opponent		Score	Att.
11/09/2021	Nicholls St.	W	82-40	5357
11/14/2021	FGCU	L	74-88	6091
11/18/2021	at Louisiana	W	70-41	2711
11/23/2021	Tulane	W	75-58	5882
11/26/2021	vs New Mexico St.	W	72-52	200
11/27/2021	vs Missouri St.	W	66-58	200
12/02/2021	Iowa St.	W	69-60	5810
12/12/2021	Texas Southern	W	96-55	6072
12/15/2021	Alcorn	W	100-36	5408
12/18/2021	Bradley	W	77-51	5624
12/20/2021	vs Clemson	W	70-56	1208
12/21/2021	vs Texas Tech	W	74-60	915
12/27/2021	Samford	W	83-47	6614
12/30/2021	at Georgia	W	68-62	3241
01/02/2022	Texas A&M	W	75-66	7400
01/06/2022	South Carolina	L	60-66	9190
01/09/2022	at Auburn	W	76-48	2308
01/13/2022	Missouri	Wot	87-85	5964
01/16/2022	Vanderbilt	W	82-64	6853
01/23/2022	at Florida	L	72-73	1478
01/27/2022	at Arkansas	L	76-90	3574
01/30/2022	Kentucky	W	78-69	8734
02/07/2022	at Ole Miss	W	68-64	2209
02/10/2022	Georgia	W	73-67	6943
02/13/2022	at Texas A&M	W	74-58	5278
02/17/2022	at Mississippi St.	W	71-59	4601
02/20/2022	Florida	W	66-61	13620
02/24/2022	Alabama	W	58-50	7421
02/27/2022	at Tennessee	W	57-54	11613



2021-22 LSU Women's Basketball Combined Team Statistics In Conference games

Page 1/1
as of Feb 28, 2022

Game Records

Record	Overall	Home	Away	Neutral
ALL GAMES	13-3	7-1	6-2	0-0
CONFERENCE	13-3	7-1	6-2	0-0
NON-CONFERENCE	0-0	0-0	0-0	0-0

Score by Periods

Team	1st	2nd	3rd	4th	OT	TOT
LSU	307	233	283	310	8	1141
Opponents	215	248	298	269	6	1036

Team Box Score

No.	Player				Total		3-Point		F-Throw		Rebounds											
		GP-GS	MIN	AVG	FG-FGA	FG%	3FG-3FGA	3FG%	FT-FTA	FT%	OFF	DEF	TOT	AVG	PF	DQ	A	TO	BLK	STL	PTS	AVG
3	POINTER, Khayla	16-16	624:43	39.0	104-262	.397	29-76	.382	83-121	.686	13	84	97	6.1	23	0	81	45	5	33	320	20.0
45	MORRIS, Alexis	15-15	523:42	34.9	94-204	.461	21-55	.382	50-65	.769	10	57	67	4.5	28	0	40	31	3	24	259	17.3
24	AIFUWA, Faustine	16-16	438:14	27.4	74-136	.544	0-0	.000	21-34	.618	39	72	111	6.9	52	3	9	25	32	9	169	10.6
1	CHERRY, Jailin	16-16	571:51	35.7	70-201	.348	0-7	.000	16-25	.640	27	80	107	6.7	31	0	53	41	11	21	156	9.8
0	NEWBY, Autumn	15-15	477:08	31.8	41-70	.586	0-0	.000	25-36	.694	51	79	130	8.7	47	3	11	20	5	13	107	7.1
10	PAYNE, Ryann	14-1	196:39	14.0	21-55	.382	2-12	.167	8-14	.571	5	20	25	1.8	13	0	17	16	0	8	52	3.7
20	GUSTERS, Hannah	15-0	179:13	11.9	22-45	.489	0-0	.000	8-11	.727	10	27	37	2.5	17	0	6	17	7	2	52	3.5
14	SHEMATSI, Sarah	4-0	22:40	5.7	2-9	.222	1-4	.250	0-0	.000	1	2	3	0.8	3	0	0	1	1	1	5	1.3
32	TRASI, Awa	16-1	146:59	9.2	6-20	.300	0-1	.000	4-10	.400	21	22	43	2.7	17	0	3	9	2	4	16	1.0
15	PETTY, Ajae	2-0	10:15	5.1	1-1	1.000	0-0	.000	0-0	.000	1	6	7	3.5	2	0	0	1	0	0	2	1.0
23	BARTLETT, Amani	2-0	08:02	4.0	0-1	.000	0-0	.000	1-2	.500	1	2	3	1.5	1	0	1	0	4	0	1	0.5
21	WARE, Timia	6-0	25:34	4.3	1-5	.200	0-3	.000	0-0	.000	2	1	3	0.5	2	0	1	1	0	1	2	0.3
Team											24	27	51					9				
Total		16	3225		436-1009	.432	53-158	.335	216-318	.679	205	479	684	42.8	236	6	222	216	70	116	1141	71.3
Opponents		16	3225		385-999	.385	108-297	.364	158-241	.656	172	405	577	36.1	310	7	193	232	60	109	1036	64.8

Team Statistics

	LSU	OPP
Scoring	1141	1036
Points per game	71.3	64.8
Scoring margin	+6.6	-
Field goals-att	436-1009	385-999
Field goal pct	.432	.385
3 point fg-att	53-158	108-297
3-point FG pct	.335	.364
3-pt FG made per game	3.3	6.8
Free throws-att	216-318	158-241
Free throw pct	.679	.656
F-Throws made per game	13.5	9.9
Rebounds	684	577
Rebounds per game	42.8	36.1
Rebounding margin	+6.7	-
Assists	222	193
Assists per game	13.9	12.1
Turnovers	216	232
Turnovers per game	13.5	14.5
Turnover margin	+1.0	-
Assist/turnover ratio	1.0	0.8
Steals	116	109
Steals per game	7.3	6.8
Blocks	70	60
Blocks per game	4.4	3.8
Winning streak	8	-
Home win streak	6	-
Attendance	66125	34302
Home games-Avg/Game	8-8266	8-4288
Neutral site-Avg/Game	-	0-0

Team Results

Date	Opponent		Score	Att.
12/30/2021	at Georgia	W	68-62	3241
01/02/2022	Texas A&M	W	75-66	7400
01/06/2022	South Carolina	L	60-66	9190
01/09/2022	at Auburn	W	76-48	2308
01/13/2022	Missouri	Wot	87-85	5964
01/16/2022	Vanderbilt	W	82-64	6853
01/23/2022	at Florida	L	72-73	1478
01/27/2022	at Arkansas	L	76-90	3574
01/30/2022	Kentucky	W	78-69	8734
02/07/2022	at Ole Miss	W	68-64	2209
02/10/2022	Georgia	W	73-67	6943
02/13/2022	at Texas A&M	W	74-58	5278
02/17/2022	at Mississippi St.	W	71-59	4601
02/20/2022	Florida	W	66-61	13620
02/24/2022	Alabama	W	58-50	7421
02/27/2022	at Tennessee	W	57-54	11613



2021-22 LSU Women's Basketball Team Game-by-Game All games

Page 1/1
as of Feb 28, 2022

				Total		3-Pointers		Free throws		Rebounds											
Opponent	Date	Score		FG-FGA	PCT	3FG-3FGA	PCT	FT-FTA	PCT	OFF	DEF	TOT	AVG	PF	A	TO	BLK	STL	PTS	AVG	
Nicholls St.	11/09/2021	82-40	W	34-64	.531	6-14	.429	8-15	.533	11	33	44	44.0	13	23	16	5	12	82	82.0	
FGCU	11/14/2021	74-88	L	31-70	.443	1-6	.167	11-17	.647	14	29	43	43.5	16	11	16	4	9	74	78.0	
at Louisiana	11/18/2021	70-41	W	27-65	.415	3-10	.300	13-21	.619	14	38	52	46.3	19	6	19	2	9	70	75.3	
Tulane	11/23/2021	75-58	W	32-67	.478	1-10	.100	10-15	.667	16	27	43	45.5	15	16	13	6	7	75	75.3	
vs New Mexico St.	11/26/2021	72-52	W	25-65	.385	2-10	.200	20-29	.690	21	27	48	46.0	18	10	12	6	4	72	74.6	
vs Missouri St.	11/27/2021	66-58	W	24-57	.421	2-4	.500	16-24	.667	13	24	37	44.5	15	9	13	3	8	66	73.2	
Iowa St.	12/02/2021	69-60	W	28-62	.452	7-10	.700	6-9	.667	5	27	32	42.7	12	14	7	1	10	69	72.6	
Texas Southern	12/12/2021	96-55	W	36-58	.621	6-9	.667	18-26	.692	13	35	48	43.4	13	26	18	7	13	96	75.5	
Alcorn	12/15/2021	100-36	W	38-62	.613	6-16	.375	18-29	.621	17	29	46	43.7	11	17	13	0	17	100	78.2	
Bradley	12/18/2021	77-51	W	32-72	.444	1-14	.071	12-22	.545	21	32	53	44.6	13	8	16	2	14	77	78.1	
vs Clemson	12/20/2021	70-56	W	24-58	.414	3-18	.167	19-33	.576	14	26	40	44.2	19	16	17	3	12	70	77.4	
vs Texas Tech	12/21/2021	74-60	W	33-75	.440	1-6	.167	7-11	.636	20	26	46	44.3	16	19	11	3	4	74	77.1	
Samford	12/27/2021	83-47	W	34-75	.453	5-14	.357	10-16	.625	18	36	54	45.1	12	21	11	6	9	83	77.5	
at Georgia	12/30/2021	68-62	W	28-61	.459	4-11	.364	8-15	.533	11	25	36	44.4	7	15	14	2	15	68	76.9	
Texas A&M	01/02/2022	75-66	W	27-63	.429	8-19	.421	13-25	.520	16	33	49	44.7	13	19	14	5	4	75	76.7	
South Carolina	01/06/2022	60-66	L	28-66	.424	1-7	.143	3-7	.429	10	14	24	43.4	23	12	9	3	7	60	75.7	
at Auburn	01/09/2022	76-48	W	29-64	.453	3-7	.429	15-19	.789	14	38	52	43.9	16	14	15	13	9	76	75.7	
Missouri	01/13/2022	87-85	Wot	37-77	.481	5-19	.263	8-9	.889	16	29	45	44.0	14	21	12	6	9	87	76.3	
Vanderbilt	01/16/2022	82-64	W	35-60	.583	3-9	.333	9-17	.529	9	34	43	43.9	14	23	15	4	10	82	76.6	
at Florida	01/23/2022	72-73	L	28-65	.431	1-9	.111	15-19	.789	13	30	43	43.9	16	8	19	4	8	72	76.4	
at Arkansas	01/27/2022	76-90	L	30-67	.448	4-14	.286	12-19	.632	12	27	39	43.7	19	12	16	3	3	76	76.4	
Kentucky	01/30/2022	78-69	W	28-64	.438	5-8	.625	17-24	.708	14	20	34	43.2	12	13	8	3	6	78	76.5	
at Ole Miss	02/07/2022	68-64	W	25-67	.373	1-2	.500	17-28	.607	17	33	50	43.5	18	13	11	1	9	68	76.1	
Georgia	02/10/2022	73-67	W	21-54	.389	4-7	.571	27-34	.794	13	34	47	43.7	14	12	19	1	5	73	76.0	
at Texas A&M	02/13/2022	74-58	W	25-59	.424	5-9	.556	19-24	.792	13	31	44	43.7	12	10	13	5	6	74	75.9	
at Mississippi St.	02/17/2022	71-59	W	26-61	.426	5-12	.417	14-15	.933	8	37	45	43.7	10	13	11	4	3	71	75.7	
Florida	02/20/2022	66-61	W	22-66	.333	0-8	.000	22-32	.688	18	31	49	43.9	20	10	11	7	8	66	75.3	
Alabama	02/24/2022	58-50	W	25-57	.439	2-9	.222	6-13	.462	10	27	37	43.7	9	13	10	5	9	58	74.7	
at Tennessee	02/27/2022	57-54	W	22-58	.379	2-8	.250	11-18	.611	11	36	47	43.8	19	14	19	4	5	57	74.1	
Total		2149		834-1859	.449	97-299	.324	384-585	.656	402	868	1270	43.8	428	418	398	118	244	2149	74.1	
Opponents		1738		641-1735	.369	188-549	.342	268-407	.658	290	708	998	34.4	553	325	489	104	200	1738	59.9	

LSU Averages

Games Played	Points/game	FG Pct	3FG Pct	FT Pct	Rebounds/game	Assists/game	Turnovers/game	Assist/Turnover ratio	Steals/game	Blocks/game
29	74.1	44.9	32.4	65.6	43.8	14.4	13.7	1.1	8.4	4.1



2021-22 LSU Women's Basketball Opponents Game-by-Game All games

Page 1/1
as of Feb 28, 2022

				Total		3-Pointers		Free throws		Rebounds											
Opponent	Date	Score		FG-FGA	PCT	3FG-3FGA	PCT	FT-FTA	PCT	OFF	DEF	TOT	AVG	PF	A	TO	BLK	STL	PTS	AVG	
Nicholls St.	11/09/2021	82-40	W	13-50	.260	4-14	.286	10-14	.714	5	22	27	27.0	16	8	20	2	9	40	40.0	
FGCU	11/14/2021	74-88	L	34-64	.531	14-25	.560	6-11	.545	4	29	33	30.0	20	16	16	4	8	88	64.0	
at Louisiana	11/18/2021	70-41	W	14-52	.269	3-11	.273	10-16	.625	5	24	29	29.7	18	2	26	2	9	41	56.3	
Tulane	11/23/2021	75-58	W	21-66	.318	7-27	.259	9-16	.563	21	22	43	33.0	16	9	17	2	7	58	56.8	
vs New Mexico St.	11/26/2021	72-52	W	19-53	.358	5-18	.278	9-15	.600	9	23	32	32.8	29	12	17	4	5	52	55.8	
vs Missouri St.	11/27/2021	66-58	W	22-61	.361	3-14	.214	11-14	.786	16	24	40	34.0	18	10	17	7	9	58	56.2	
Iowa St.	12/02/2021	69-60	W	21-52	.404	9-23	.391	9-10	.900	5	31	36	34.3	16	10	16	2	3	60	56.7	
Texas Southern	12/12/2021	96-55	W	20-59	.339	7-14	.500	8-12	.667	6	14	20	32.5	18	11	19	7	8	55	56.5	
Alcorn	12/15/2021	100-36	W	13-50	.260	6-25	.240	4-8	.500	9	12	21	31.2	21	11	26	2	6	36	54.2	
Bradley	12/18/2021	77-51	W	19-58	.328	8-30	.267	5-10	.500	11	25	36	31.7	14	12	27	5	10	51	53.9	
vs Clemson	12/20/2021	70-56	W	21-54	.389	3-8	.375	11-14	.786	8	26	34	31.9	29	5	21	2	8	56	54.1	
vs Texas Tech	12/21/2021	74-60	W	22-54	.407	8-20	.400	8-11	.727	7	24	31	31.8	14	15	19	1	2	60	54.6	
Samford	12/27/2021	83-47	W	17-63	.270	3-23	.130	10-15	.667	12	27	39	32.4	14	11	16	4	7	47	54.0	
at Georgia	12/30/2021	68-62	W	27-61	.443	5-11	.455	3-6	.500	11	25	36	32.6	18	14	18	7	7	62	54.6	
Texas A&M	01/02/2022	75-66	W	23-70	.329	10-31	.323	10-11	.909	13	26	39	33.1	20	13	11	4	7	66	55.3	
South Carolina	01/06/2022	60-66	L	22-50	.440	4-10	.400	18-32	.563	19	29	48	34.0	12	10	21	7	4	66	56.0	
at Auburn	01/09/2022	76-48	W	15-65	.231	1-13	.077	17-21	.810	15	22	37	34.2	18	4	13	3	6	48	55.5	
Missouri	01/13/2022	87-85	Wot	30-63	.476	15-31	.484	10-16	.625	6	25	31	34.0	15	18	16	0	4	85	57.2	
Vanderbilt	01/16/2022	82-64	W	25-74	.338	8-24	.333	6-9	.667	18	17	35	34.1	18	12	15	1	10	64	57.5	
at Florida	01/23/2022	72-73	L	24-64	.375	6-17	.353	19-22	.864	10	26	36	34.2	19	11	16	3	15	73	58.3	
at Arkansas	01/27/2022	76-90	L	31-62	.500	13-25	.520	15-23	.652	6	23	29	33.9	16	19	12	1	12	90	59.8	
Kentucky	01/30/2022	78-69	W	27-54	.500	7-17	.412	8-11	.727	9	26	35	34.0	22	8	19	6	3	69	60.2	
at Ole Miss	02/07/2022	68-64	W	26-65	.400	2-12	.167	10-17	.588	9	30	39	34.2	23	13	12	6	4	64	60.4	
Georgia	02/10/2022	73-67	W	25-62	.403	7-11	.636	10-13	.769	4	25	29	34.0	29	15	11	4	11	67	60.7	
at Texas A&M	02/13/2022	74-58	W	24-60	.400	6-15	.400	4-7	.571	6	20	26	33.6	23	16	12	7	5	58	60.6	
at Mississippi St.	02/17/2022	71-59	W	24-67	.358	7-20	.350	4-8	.500	9	27	36	33.7	14	12	8	1	8	59	60.5	
Florida	02/20/2022	66-61	W	23-62	.371	4-18	.222	11-22	.500	14	31	45	34.1	26	11	15	3	3	61	60.5	
Alabama	02/24/2022	58-50	W	18-53	.340	11-31	.355	3-6	.500	9	25	34	34.1	18	9	18	4	3	50	60.1	
at Tennessee	02/27/2022	57-54	W	21-67	.313	2-11	.182	10-17	.588	14	28	42	34.4	19	8	15	3	7	54	59.9	
Total		1738		641-1735	.369	188-549	.342	268-407	.658	290	708	998	34.4	553	325	489	104	200	1738	59.9	
LSU		2149		834-1859	.449	97-299	.324	384-585	.656	402	868	1270	43.8	428	418	398	118	244	2149	74.1	

Opponents Averages

Games Played	Points/game	FG Pct	3FG Pct	FT Pct	Rebounds/game	Assists/game	Turnovers/game	Assist/Turnover ratio	Steals/game	Blocks/game
29	59.9	36.9	34.2	65.8	34.4	11.2	16.9	0.7	6.9	3.6

LSU Specialty Stats

Opponent	Points off turnovers	Points in paint	Second Chance Points	Fast Break Points	Bench Points
Nicholls	16	42	6	14	19
Florida Gulf Coast	19	40	11	8	26
at UL-Lafayette	26	36	23	20	41
Tulane	25	46	11	8	15
New Mexico State	17	28	10	16	21
Missouri State	16	30	10	4	14
Iowa State	14	34	1	8	16
Texas Southern	25	48	16	19	45
Alcorn State	36	48	22	30	54
Bradley	34	44	13	27	21
Clemson	24	28	19	9	15
Texas Tech	14	38	16	14	4
Samford	23	40	9	15	25
at Georgia	20	38	7	12	3
Texas A&M	15	30	8	7	6
South Carolina	19	36	8	8	2
at Auburn	15	42	11	13	18
Missouri	20	42	10	8	10
Vanderbilt	23	48	14	27	9
at Florida	8	42	9	14	15
at Arkansas	11	30	9	11	14
Kentucky	22	34	22	16	2
at Ole Miss	18	38	11	10	2
Georgia	6	12	13	2	4
at Texas A&M	15	24	7	10	2
at Mississippi State	11	26	6	10	8
Florida	16	30	18	6	10
Alabama	14	36	9	8	8
at Tennessee	14	24	10	11	6
Total/Average	536/18.5	1,034/35.7	339/11.7	365/12.6	335/11.6

Opponent Specialty Stats

Opponent	Points off turnovers	Points in paint	Second Chance Points	Fast Break Points	Bench Points
Nicholls	7	6	4	6	12
Florida Gulf Coast	23	40	8	14	28
at UL-Lafayette	10	18	4	11	9
Tulane	11	24	16	4	8
New Mexico State	1	14	8	8	24
Missouri State	11	36	18	4	2
Iowa State	4	20	2	4	4
Texas Southern	16	18	7	5	3
Alcorn State	8	6	0	5	12
Bradley	14	16	8	3	40
Clemson	14	26	7	8	16
Texas Tech	8	22	6	5	30
Samford	5	22	9	4	10
at Georgia	19	26	6	26	15
Texas A&M	4	20	16	17	8
South Carolina	7	30	12	3	1
at Auburn	16	24	6	7	11
Missouri	17	28	5	2	3
Vanderbilt	15	20	19	13	16
at Florida	22	26	4	28	12
at Arkansas	20	26	8	12	13
Kentucky	8	26	16	7	14
at Ole Miss	10	28	12	5	32
Georgia	14	14	3	13	34
at Texas A&M	11	20	0	6	13
at Mississippi State	14	34	5	14	2
Florida	16	30	18	6	10
Alabama	12	12	7	2	0
at Tennessee	18	36	11	6	10
Total/Average	355/12.2	668/23.0	245/8.4	248/8.6	382/13.2

Kim Mulkey Is Home



After three national championships as a head coach, two as a player, and one as an assistant coach, Kim Mulkey is home.

Mulkey, the most successful player-turned-coach in college basketball history, has been named head coach of the LSU women's basketball team, Director of Athletics Scott Woodward announced on Sunday, April 25, 2021.

A native of Tickfaw, La., Mulkey comes to Baton Rouge as the most accomplished head coaching hire in LSU history. She returns to Louisiana as a six-time national champion and nine-time Hall of Famer who is set for induction into the Naismith Memorial Basketball Hall of Fame in May.

Mulkey, who also won an Olympic Gold Medal in 1984, is the only person in college basketball history – men's or women's – to win national championships as a head coach, assistant coach and a player. She's one of just three coaches (Bobby Knight and Dean Smith) in college basketball history to win national titles as a player and a coach.

In taking over for the Tigers, Mulkey becomes the eighth head coach in LSU women's basketball history. Mulkey, who became the fastest coach in Division I history to reach 600 wins (needing only 700 games) in 2020, brings an overall head coaching mark of 632-104 to LSU. Her 600 wins in 700 games bettered the previous mark held by Adolph Rupp of Kentucky, who needed 704 games.

In 21 years as the head coach at Baylor, Mulkey led the Lady Bears to four Final Fours, winning three national titles. Her teams reached the Elite Eight six times and the Sweet 16 on five other occasions. In all, she led Baylor to an NCAA Tournament appearance 19 times in 20 years. She led Baylor to the Women's NIT championship game in her third year in Waco.

In conference play, Mulkey guided Baylor to a combined 23 Big 12 regular-season and tournament titles.

A member of the 2020 Naismith Memorial Basketball Hall of Fame Class, Mulkey built Baylor into a national power, as they became just the third program in NCAA history to have at least three national titles to its credit when the Lady Bears beat Notre Dame, 82-81, on April 7, 2019. Mulkey's other national championships at Baylor came in 2005 and 2012. Baylor's NCAA title in 2005 was the first for a women's sport in school history, and in 2012, she directed her team to the first 40-0 mark in NCAA history, capped off by a victory over Notre Dame in the championship game.

Mulkey has been named National Coach of the Year eight times from various entities, and she was selected as the Big 12 Coach of the Year eight times. She's taken home the New York Athletic Club's Winged Foot Award after each national championship as a head coach.

Individually, Mulkey has developed and produced some of the top players in women's basketball history. At Baylor, she coached 19 different All-Americans to 85 honors by various entities, and eight players under her watch earned first-team All-America status by either the Associated Press, USBWA, WBCA or John Wooden selections.

Mulkey By The Numbers

6

National Championships*

8x

National Coach of the Year

9

Hall of Fame Inductions

650

Fastest DI Coach to 650 victories

1984

Olympic Gold Medalist

***Only person in college basketball history - men's or women's - to win national championships as a player, assistant and head coach**

Mulkey's Halls of Fame

National High School Hall of Fame (1985)
Louisiana High School Hall of Fame (1986)
Louisiana Sports Writers Hall of Fame (1990)
Louisiana Tech Athletics Hall of Fame (1992)
Women's Basketball Hall of Fame (2000)
CoSIDA Academic Hall of Fame (2003)
Baylor Athletics Hall of Fame (2007)
Texas Sports Hall of Fame (2010)
Naismith Memorial Basketball Hall of Fame (2020)

Coaching Record

Louisiana Tech Record: 430-68 (.863)
Baylor Record: 632-104 (.859)
LSU Record: 25-4 (.862)
Head Coaching Record: 657-108 (.859)

Playing Record

Record at Louisiana Tech: 130-6 (.956)
Record at Hammond High: 136-5 (.964)

The Timeline of Mulkey

2021

- Named LSU's Head Women's Basketball Coach

2020

- Big 12 Coach of the Year
- Naismith Memorial Basketball Hall of Fame Inductee

2019

- AP National Coach of the Year
- USBWA Coach of the Year
- WBCA Coach of the Year
- Winged Foot Award (New York Athletic Club)
- Big 12 Coach of the Year

2018

- WBCA Regional Coach of the Year
- Big 12 Coach of the Year
- Naismith Memorial Basketball Hall of Fame Class women's committee finalist

2017

- One of 13 Naismith Memorial Basketball Hall of Game Class women's committee nominations

2016

- WBCA Regions 5 Coach of the Year
- Big 12 Coach of the Year – Waco Tribune-Herald

2015

- Big 12 Coach of the Year
- WBCA Regions 5 Coach of the Year
- Big 12 Coach of the Year – Dallas Morning News

2014

- Selected No. 40 on Louisiana's all-time top athletes list
- Inducted into the Ark-La-Tex Museum of Champions

2013:

- Big 12 Coach of the Year
- Big 12 Coach of the Year – Dallas Morning News and Waco Tribune-Herald

2012

- Won NCAA National Championship
- AP National Coach of the Year
- Naismith National Coach of the Year
- Russell Athletic/WBCA National Coach of the Year
- USBWA National Coach of the Year
- Naismith National Coach of the Year
- Winged Foot award (New York Athletic Club)
- Big 12 Coach of the Year
- Big Coach of the Year – Dallas Morning News and Waco Tribune-Herald

2011

- USBWA National Coach of the Year
- Big 12 Coach of the Year

2010:

- Texas Sports Hall of Fame Inductee

2007:

- Baylor Athletic Hall of Fame Inductee

2005:

- Won NCAA National Championship
- Big 12 Coach of the Year
- Winged Foot Award (New York Athletic Club)
- Dallas All Sports Association College Coach of the Year
- Texas Association of Basketball Coaches (TABC) Senior College Coach of the Year
- Baylor Staff Member of the Year (Student Government Association)

2004

- Texas Association of Basketball Coaches (TABC) Senior College Coach of the Year

2003

- Inducted into CoSIDA Academic All-America Hall of Fame

2002

- Texas Association of Basketball Coaches (TABC) Senior College Coach of the Year

2001

- Named one of top 50 Female High School Athletes of the 20th century
- National Coach of the Year -- Real Sport Magazine
- Big 12 Coach of the Year -- Dallas Morning News and Waco Tribune-Herald

2000

- Named Baylor's fourth head women's basketball coach
- Inducted into the Women's Basketball Hall of Fame

1999

- Lone female named among Louisiana Sports Writers Association's (LSWA) top 25 athletes of the 20th century
- Named one of top three assistants by Women's Basketball Journal
- Listed by Sports Illustrated as one of the top 50 greatest Louisiana sports figures of the 20th century

1992

- Inducted into Louisiana Tech Athletics Hall of Fame

1990

- Inducted into Louisiana Sports Writers Hall of Fame

1988

- Won the NCAA National Championship as an assistant coach at Louisiana Tech

1986

- Inducted into Louisiana High School Hall of Fame

1985

- Inducted into National High School Hall of Fame
- Began her coaching career as an assistant at Louisiana Tech

1984

- NCAA Postgraduate Scholarship winner
- Academic All-American
- James Corbett Award (Louisiana's College Athlete of the Year)
- Naismith "Small Player of the Year"
- Olympic Gold medalist at Los Angeles Games

1983

- Won Gold medal at Pan Am Games in Caracas, Venezuela
- Academic All-American

1982

- Member of USA Basketball Select Team
- Won NCAA National Championship as a player at Louisiana Tech

1981

- Won Gold medal for South Team at Olympic Festival (Syracuse, N.Y.)
- Won AIAW National Championship as a player at Louisiana Tech

Kim Mulkey: A Proven Winner

Mulkey's Coaching Record

Year	School	Position	Record	Postseason
2021-22	LSU	Head Coach	25-4	TBD
2020-21*	Baylor	Head Coach	28-3	NCAA ELITE 8
2019-20	Baylor	Head Coach	28-2	Big 12 RS Champions
2018-19	Baylor	Head Coach	37-1	NCAA Champions
2017-18	Baylor	Head Coach	33-2	NCAA Sweet 16
2016-17	Baylor	Head Coach	33-4	NCAA Elite Eight
2015-16	Baylor	Head Coach	36-2	NCAA Elite Eight
2014-15	Baylor	Head Coach	33-4	NCAA Elite Eight
2013-14	Baylor	Head Coach	32-5	NCAA Elite Eight
2012-13	Baylor	Head Coach	34-2	NCAA Sweet 16
2011-12	Baylor	Head Coach	40-0	NCAA Champions
2010-11	Baylor	Head Coach	34-3	NCAA Elite Eight
2009-10	Baylor	Head Coach	27-10	NCAA Final Four
2008-09	Baylor	Head Coach	29-6	NCAA Sweet 16
2007-08	Baylor	Head Coach	25-7	NCAA Second Round
2006-07	Baylor	Head Coach	26-8	NCAA Second Round
2005-06	Baylor	Head Coach	26-7	NCAA Sweet 16
2004-05	Baylor	Head Coach	33-3	NCAA Champions
2003-04	Baylor	Head Coach	26-9	NCAA Sweet 16
2002-03	Baylor	Head Coach	24-11	WNIT Finals
2001-02	Baylor	Head Coach	27-6	NCAA Second Round
2000-01	Baylor	Head Coach	21-9	NCAA First Round
1999-00	La. Tech	Assoc. Head Coach	31-3	NCAA Elite Eight
1998-99	La. Tech	Assoc. Head Coach	30-3	NCAA Final Four
1997-98	La. Tech	Assoc. Head Coach	31-4	NCAA National Runner-Up
1996-97	La. Tech	Assoc. Head Coach	31-4	NCAA Sweet 16
1995-96	La. Tech	Assistant Coach	31-2	NCAA Elite Eight
1994-95	La. Tech	Assistant Coach	28-5	NCAA Sweet 16
1993-94	La. Tech	Assistant Coach	31-4	NCAA National Runner-Up
1992-93	La. Tech	Assistant Coach	26-6	NCAA Elite Eight
1991-92	La. Tech	Assistant Coach	20-10	NCAA First Round
1990-91	La. Tech	Assistant Coach	18-12	NCAA First Round
1989-90	La. Tech	Assistant Coach	32-1	NCAA Final Four
1988-89	La. Tech	Assistant Coach	32-4	NCAA Final Four
1987-88	La. Tech	Assistant Coach	32-2	NCAA Champions
1986-87	La. Tech	Assistant Coach	30-3	NCAA National Runner-Up
1985-86	La. Tech	Assistant Coach	27-5	NCAA Elite Eight

*No postseason due to Covid-19

Louisiana Tech Record: 430-68 (.863)

Baylor Record: 632-104 (.859)

LSU Record: 25-4 (.862)

Head Coaching Record: 657-108 (.859)

Mulkey's Playing Record

Year	School	Record	Postseason
1983-84	Louisiana Tech	30-3	NCAA Final Four
1982-83	Louisiana Tech	31-2	NCAA National Runner-Up
1981-82	Louisiana Tech	35-1	NCAA National Champions
1980-81	Louisiana Tech	34-0	AIAW National Champions

Collegiate Record: 130-6 (.956)

Mulkey's Milestone Victories

WIN	OPPONENT	SCORE	DATE
1	Miami (Ohio)	75-62	11/18/00
50	Alcorn state	78-62	11/23/02
100	At Mississippi State	66-49	11/23/04
150	Texas Tech	73-60	2/19/06
200	At Missouri	72-57	1/23/08
250	Texas State	99-18	1/2/10
300	Chattanooga	91-31	11/31/11
350	Oklahoma State	83-49	1/6/13
400	Oklahoma State	65-61	3/9/14
450	James Madison	77-63	12/21/15
500	Texas Tech	86-48	2/25/17
550	Texas Tech	73-56	1/16/19
600	Texas Tech	77-62	2/18/20
650	Kentucky	78-69	1/30/22

Mulkey is fastest coach in Division I history - men's or women's - to reach 650 wins (needing only 758 games) in 2022.



LAST TIME

AN LSU PLAYER...

scored 20 points.....	Khayla Pointer, 23 vs. Alabama (Feb. 24, 2022)
scored 25 points.....	Alexis Morris, 25 and Khayla Pointer, 25 at Texas A&M (Feb. 13, 2022)
scored 30 points.....	Khayla Pointer, 35 at Florida (Jan. 23, 2022)
scored 35 points.....	Khayla Pointer, 35 at Florida (Jan. 23, 2022)
scored 40 points.....	Cornelia Gayden, 49, Jackson State (Feb. 9, 1995)
scored 45 points.....	Cornelia Gayden, 49, Jackson State (Feb. 9, 1995)
scored double figures in 5 straight games.....	Khayla Pointer, 16 straight (Dec. 20, 2021 - Feb. 17, 2022)
scored double figures in 10 straight games.....	Khayla Pointer, 16 straight (Dec. 20, 2021 - Feb. 17, 2022)
scored double figures in 15 straight games.....	Khayla Pointer, 16 straight (Dec. 20, 2021 - Feb. 13, 2022)
scored double figures in 20 straight games.....	Raigyne Louis, 25 straight (Jan. 12, 2017 - Dec. 17, 2017)
scored double figures in 25 straight games.....	Raigyne Louis, 25 straight (Jan. 12, 2017 - Dec. 17, 2017)
scored double figures in 30 straight games.....	Theresa Plaisance, 31 straight (Nov. 16-March 24, 2013)
scored double figures in 40 straight games.....	Seimone Augustus, 97 straight (Dec. 20, 2003 - April 2, 2006)
scored double figures in 50 straight games.....	Seimone Augustus, 97 straight (Dec. 20, 2003 - April 2, 2006)
scored double figures in 60 straight games.....	Seimone Augustus, 97 straight (Dec. 20, 2003 - April 2, 2006)
scored double figures in 70 straight games.....	Seimone Augustus, 97 straight (Dec. 20, 2003 - April 2, 2006)
scored double figures in 80 straight games.....	Seimone Augustus, 97 straight (Dec. 20, 2003 - April 2, 2006)
scored double figures in 90 straight games.....	Seimone Augustus, 97 straight (Dec. 20, 2003 - April 2, 2006)
scored 20 points in 2 straight games.....	Alexis Morris, 4 straight (Feb. 10, 2022-Feb. 20, 2022)
scored 20 points in 3 straight games.....	Alexis Morris, 4 straight (Feb. 10, 2022-Feb. 20, 2022)
scored 20 points in 4 straight games.....	Alexis Morris, 4 straight (Feb. 10, 2022-Feb. 20, 2022)
scored 20 points in 5 straight games.....	Seimone Augustus, 9 straight (Feb. 16, 2006 - March 20, 2006)
scored 20 points in 6 straight games.....	Seimone Augustus, 9 straight (Feb. 16, 2006 - March 20, 2006)
scored 20 points in 7 straight games.....	Seimone Augustus, 9 straight (Feb. 16, 2006 - March 20, 2006)
scored 20 points in 8 straight games.....	Seimone Augustus, 9 straight (Feb. 16, 2006 - March 20, 2006)
scored 20 points in 9 straight games.....	Seimone Augustus, 9 straight (Feb. 16, 2006 - March 20, 2006)
scored 20 points in 10 straight games.....	Cornelia Gayden, 13 straight (March 1, 1993 - Jan. 1, 1994)
scored 20 points in 13 straight games.....	Cornelia Gayden, 13 straight (March 1, 1993 - Jan. 1, 1994)
scored 30 points in 2 straight games.....	Elaine Powell, 31 vs. UC Santa Barbara (March 21, 1996 • NWIT), 32 vs. Northwestern (March 22, 1996 • NWIT)
scored 30 points in 3 straight games.....	Cornelia Gayden, 3 straight (Feb. 4 - Feb. 9, 1995)
made 10 field goals in a game.....	Khayla Pointer, 10-19 vs. Alabama (Feb. 24, 2022)
made 15 field goals in a game.....	Chloe Jackson, 15, Florida (Jan. 5, 2017)
attempted 20 field goals in a game.....	Khayla Pointer, 27 at Florida (Jan. 23, 2022)
attempted 25 field goals in a game.....	Khayla Pointer, 27 at Florida (Jan. 23, 2022)
shot 100% from the floor (min. 10 att.).....	Ayana Mitchell (10-10), at Oklahoma (Dec. 7, 2019)
made 10 free throws in a game.....	Khayla Pointer, 12-16 and Alexis Morris, 13-14 vs. Georgia (Feb. 10, 2022)
made 15 free throws in a game.....	Raigyne Louis, 15, vs. Rutgers (Nov. 29, 2013)
attempted 10 free throws in a game.....	Khayla Pointer, 5-10 at Tennessee (Feb. 27, 2022)
attempted 15 free throws in a game.....	Khayla Pointer, 12-16 Georgia (Feb. 10, 2022)
attempted 20 free throws in a game.....	Raigyne Louis, 20, vs. Rutgers (Nov. 29, 2013)
made 5 three-pointers in a game.....	Alexis Morris, 5, Iowa St. (Dec. 2, 2021)
made 7 three-pointers in a game.....	Pietra Gay, 7, at #21 Auburn (Jan. 25, 1997)
made 10 three-pointers in a game.....	Cornelia Gayden, 12, Jackson State (Feb. 9, 1995)
attempted 7 three-pointers in a game.....	Khayla Pointer, 9, vs. Missouri (Jan. 13, 2022)
attempted 10 three-pointers in a game.....	Awa Trasi, 10, #25 Tennessee (Feb. 13, 2020)
attempted 15 three-pointers in a game.....	Doneeka Hodges, 15, at #17 Georgia (Jan. 25, 2004)
had 10 rebounds.....	Khayla Pointer, 14 and Jailin Cherry 10 at Tennessee (Feb. 27, 2022)
had 15 rebounds.....	Faustine Aifuwa, 16, Ole Miss (Jan. 31, 2021)
had 20 rebounds.....	Ayana Mitchell, 21, Auburn (March 3, 2019)
had 10 rebounds in 2 straight games.....	Autumn Newby, 13 at TAMU (Feb. 13, 2022), 13 at MSU (Feb. 17, 2022)
had 10 rebounds in 3 straight games.....	Faustine Aifuwa, 13, vs. Pacific (Dec. 19, 2020) • 10, vs. LMU (Dec. 20, 2020) • 10, Auburn (Dec. 31, 2020)
had 10 rebounds in 4 straight games.....	Faustine Aifuwa, 4 straight (Dec. 14, 2020 - Dec. 31, 2020)
had 10 rebounds in 5 straight games.....	Ayana Mitchell, 5 straight (Jan. 2, 2020 - Jan. 16, 2020)
had 10 rebounds in 10 straight games.....	Sylvia Fowles, 19 straight (Dec. 30, 2006 - March 3, 2007)
had 10 offensive rebounds.....	Ayana Mitchell, 10, at Missouri (Jan. 5, 2020)
had 10 defensive rebounds.....	Autumn Newby, 10, at ULL (Nov. 18, 2021)
had 10 assists.....	Khayla Pointer, 11, at Ole Miss (Feb. 7, 2022)
had 15 assists.....	Temeka Johnson, 15, vs. Liberty (March 26, 2005 • NCAA Sweet 16)
had 10 assists in 2 straight games.....	Erica White, 3 straight (Jan. 22, 2006 - Jan. 30, 2006)
had 10 assists in 3 straight games.....	Erica White, 3 straight (Jan. 22, 2006 - Jan. 30, 2006)
had 10 assists in 4 straight games.....	never happened
had 5 blocks in a game.....	Faustine Aifuwa, 5 vs. Florida (Feb. 20, 2022)
had 7 blocks in a game.....	Faustine Aifuwa, 7, at #1 South Carolina (Feb. 14, 2021)
had 9 blocks in a game.....	Theresa Plaisance, 9, at Alabama (March 2, 2014 • Tied School Record)
had 5 steals in a game.....	Ryann Payne, 5, vs. Iowa St. (Dec. 2, 2021)
had 7 steals in a game.....	Raigyne Louis, 8, Vanderbilt (Dec. 31, 2017)
had 10 steals in a game.....	Raigyne Louis, 10, Florida (Jan. 5, 2017)
had a double-double.....	Khayla Pointer - 12 pts. and 14 rebs, and Jailin Cherry, 14 pts., 10 rebs., at Tennessee (Feb. 27, 2022)
had a double-double in 2 straight games.....	Faustine Aifuwa, 14 pts, 13 11 rbd., Bradley (Dec. 18, 2021) • 13 pts, 11 rbd, Clemson (Dec. 20, 2021)
had a double-double in 3 straight games.....	Faustine Aifuwa, 3 straight (Dec. 14, 2020 - Nov. 20, 2020)
had a double-double in 4 straight games.....	Ayana Mitchell, 4 straight (Feb. 28, 2019 - Nov. 5, 2019)
had a double-double in 5 straight games.....	Ayana Mitchell, 5 straight (Feb. 24, 2019 - Nov. 5, 2019)
had a double-double in 10 straight games.....	Sylvia Fowles, 19 straight (Dec. 30, 2006 - March 3, 2007)
had a triple-double.....	Khayla Pointer - 16 points, 11 rebounds, 10 assists at Ole Miss (Feb. 7, 2022)

LAST TIME

LSU HAS...

had two players record a double-double.....	Khayla Pointer - 12 pts. and 14 rebs, and Jailin Cherry, 14 pts., 10 rebs., at Tennessee (Feb. 27, 2022)
had no player reach double figures in scoring.....	#1 South Carolina (Jan. 4, 2015)
kept every player on a team out of double-figures.....	vs. Loyola Marymount (Dec. 20, 2020)
had all five starters score in double figures.....	Texas Tech, Newby, Aifuwa, Cherry, Pointer, Morris (Dec. 21, 2021)
had four starters score in double figures.....	Vanderbilt, Morris (20), Aifuwa (20), Pointer (17), Cherry (12) (Jan. 13, 2022)
had five players score in double figures.....	Texas Tech, Newby, Aifuwa, Cherry, Pointer, Morris (Dec. 21, 2021)
had six players score in double figures.....	SHSU - Hyder, Jackson, Louis, Hill, Norton, Neubert (Dec. 14, 2016)
had two players score at least 20 points or more.....	Alexis Morris, 25 and Khayla Pointer, 25 at Texas A&M (Feb. 13, 2022)
had two players score 25 or more points in a game.....	Alexis Morris, 25 and Khayla Pointer, 25 at Texas A&M (Feb. 13, 2022)
had two players score 28 or more points in a game.....	Seimone Augustus, 32, & Sylvia Fowles, 28, at Alabama (Feb. 23, 2006)
had four players score at least 20 points or more.....	at Alabama - Augustus, Johnson, Hodges, Hoston (Feb. 5, 2004)
played 40 minutes.....	Khayla Pointer, Jailin Cherry and Ryann Payne (40 of 40) vs. at Tennessee (Feb. 27, 2022)
played 40 minutes in 2 straight games.....	Khayla Pointer, vs. Florida, vs. Alabama and at Tennessee (Feb. 20-Feb. 27, 2022)
played 40 minutes in 3 straight games.....	Khayla Pointer, vs. Florida, vs. Alabama and at Tennessee (Feb. 20-Feb. 27, 2022)
played 40 minutes in 4 straight games.....	Chloe Jackson, 5 straight (Feb. 18, 2018 - March 17, 2018)
played 40 minutes in 5 straight games.....	Chloe Jackson, 5 straight (Feb. 18, 2018 - March 17, 2018)
played 40 minutes in 8 straight games.....	Temeka Johnson, 8 straight (Feb. 17, 2002 - Mar. 17, 2002)
fouled out.....	Faustine Aifuwa at Tennessee (Feb. 27, 2022)
had two freshmen in the starting lineup.....	Raven Farley & Khayla Pointer, vs. Saint Louis (Nov. 25, 2017)

AN LSU OPPONENT PLAYER...

scored 40 or more points.....	42 by Bianca Thomas of Ole Miss (Jan. 17, 2010 in Oxford)
scored 30 or more points.....	32 by Kierstan Bell of FGCU (Nov. 14, 2012 in Baton Rouge)
attempted 25 field goals.....	25 by Courtney Williams of USF (March 21, 2015 in Tampa • NCAA 1st Round)
recorded a double-double.....	Alyah Boston (19 PTS, 18 RBDS) of South Carolina (Jan. 6, 2022)
had 10 or more assists.....	Mimi Reid (10 assists) of Ole Miss (Jan. 4, 2021 in Oxford)
had 15 or more rebounds.....	15 by Madison Scott of Ole Miss (Feb. 7, 2022 in Oxford)
had 20 or more rebounds.....	20 by Teaira McCowan of #6 Mississippi State (Jan. 31, 2019 in Baton Rouge)
made 13 or more field goals.....	13 by Teaira McCowan of #5 Mississippi State (Jan. 7, 2018 in Baton Rouge)
made 15 or more free throws.....	18 by Ashley McElhiney of #19 Vanderbilt (Feb. 15, 2001 in Nashville)

MISCELLANEOUS...

LSU scored 100 points or more.....	W, 100-36 vs. Alcorn St. (Dec. 15, 2021 in Baton Rouge)
an opponent scored 100 points or more.....	102 by Ole Miss in 3OT (Feb. 7, 2010 in Baton Rouge)
LSU scored 100 points away from home.....	105, vs. Eastern Washington (Nov. 25, 2006 in San Antonio)
LSU scored 100 points and lost.....	101, Ole Miss in 3OT (Feb. 7, 2010 in Baton Rouge)
LSU scored 50 or fewer and won.....	def. Texas Tech, 48-40, in Lubbock, Texas (Nov. 30, 2017)
LSU scored 50 points or less.....	48, UCF (Dec. 4, 2020)
LSU scored 40 points or less.....	35, #6 Mississippi State (Jan. 31, 2019)
an opponent scored 20 points or less.....	19, by Centenary (Nov. 15, 2009 in Baton Rouge)
an opponent scored 30 points or less.....	30, by Florida (Feb. 11, 2010 in Gainesville)
an opponent scored 40 points or less.....	36, by Alcorn St. (Dec. 15, 2021 in Baton Rouge)
an opponent scored 40 pts or less in consecutive games.....	Virginia Tech, 40 pts (Nov. 14, 2006) and Louisiana-Lafayette, 31 pts (Nov. 16, 2006)
beat a ranked team.....	#16 Tennessee, 57-54, in Knoxville on Feb. 27, 2022
beat a top-5 ranked team.....	at #5 Tennessee, 80-77, in Knoxville on Jan. 2, 2014
beat a ranked team at a neutral site.....	#15/15 Michigan State, 58-56, in Bimini, Bahamas on Nov. 29, 2019
beat a ranked team on the road.....	#16 Tennessee, 57-54, in Knoxville on Feb. 27, 2022
beat a ranked team at home.....	#23 Texas A&M, 75-66, in Baton Rouge (Jan. 2, 2022)
beat a ranked team in consecutive games.....	at #13 Georgia, 68-62 (Dec. 30, 2021) and #23 Texas A&M, 75-66, in Baton Rouge (Jan. 2, 2022)
LSU had a +50 scoring margin.....	+64 (100-36), Alcorn St (Dec. 15, 2021 in Baton Rouge)
LSU had a +15 rebound margin.....	+18 (44-26), at Texas A&M (Feb. 13, 2022)
LSU had a +20 rebound margin.....	+28 (48-20), Texas Southern (Dec. 12, 2021)
an opponent had a +15 rebound margin.....	+24, vs. South Carolina (Jan. 6, 2022)
an opponent had a +20 rebound margin.....	+24, vs. South Carolina (Jan. 6, 2022)
LSU attempted 30 free throws.....	22-32 vs. Florida (Feb. 20, 2022)
LSU attempted 35 free throws.....	41, Ole Miss (Jan. 31, 2021)
an opponent attempted 35 free throws.....	40, by Alabama (Feb. 25, 2018)
LSU made 25 free throws.....	27-34 vs. Georgia (Feb. 10, 2022)
LSU made 30 free throws.....	34, vs. McNeese State (Dec. 21, 2012 - tied school record; both school records in Fargas era)
an opponent made 30 free throws.....	34, by Alabama (March 2, 2014) - opponent school record
LSU made 10+ three-pointers.....	13, at Missouri (Jan. 16, 2014) - school record
LSU attempted 20 three-pointers.....	22, vs. Southeastern (Dec. 27, 2018)
an opponent made 15 three-pointers.....	15, Missouri (Jan. 13, 2022)
an opponent attempted 25 three-pointers.....	31, Missouri (Jan. 13, 2022)
LSU had 25 assists.....	26, vs. Texas Southern (Dec. 12, 2021)
LSU had 30 assists.....	32, at #18 Arkansas (Jan. 10, 2008)
LSU had 35 assists.....	38, vs. UNC Asheville (Nov. 23, 1999)
an opponent had 25 assists.....	25, by Alabama (Jan. 28, 1995)
LSU forced 25 turnovers.....	27, Bradley (Dec. 18, 2021)
LSU forced 30 turnovers.....	26, by ULL (Nov. 18, 2021)
LSU forced 35 turnovers.....	35, by Jackson State (Nov. 17, 2014)
LSU forced 30 turnovers in consecutive games.....	30, by Tulane (Dec. 11, 2016); 34, by SHSU (Dec. 14, 2016)
LSU had 15 steals.....	17, Alcorn St. (Dec. 15, 2021)
LSU had 20 steals.....	25, McNeese (Dec. 11, 2018)
LSU had 20 steals in consecutive games.....	21, Tulane (Dec. 11, 2016); 21, SHSU (Dec. 14, 2016)
LSU blocked 10 shots.....	13, at Auburn (Jan. 9, 2022)
overcame a 10-point halftime deficit to win.....	-12, vs. LMU, 28-16 (Dec. 20, 2020)
overcame a 15-point halftime deficit to win.....	-17, Oregon, 35-18 (Nov. 23, 1985)
overcame a 10-point second-half deficit to win (in back to back games) ...	Auburn, 56-43 (Dec. 31, 2020); trailed 34-21 at 7:13 in 3Q • at Ole Miss, 77-69 (Jan. 4, 2021);
trailed 47-34 at 2:11 in 3Q	

SEC Tournament Results



LSU • SEC TOURNAMENT HISTORY

Appearances: 42 | All-Time Record: 38-41
Best Finish: Champions • 1991, 2003



1980 • KNOXVILLE, TENN.

First Round: Bye
Second Round: Auburn 70, LSU 64

1981 • BATON ROUGE, LA.

First Round: Bye
Second Round: Auburn 73, LSU 71 (OT)

1982 • LEXINGTON, KY.

First Round: Bye
Second Round: LSU 77, Ole Miss 73
Semifinals: Kentucky 85, LSU 71
Consolation: Georgia 77, LSU 66

1983 • KNOXVILLE, TENN.

First Round: Bye
Second Round: (E3) Georgia 79, (W2) LSU 78

1984 • ATHENS, GA.

First Round: Bye
Second Round: (W2) LSU 91, (E3) Kentucky 81
Semifinals: (E1) Georgia 84, (W2) LSU 77

1985 • KNOXVILLE, TENN.

First Round: Bye
Second Round: (E2) Tennessee 85, (W3) LSU 78

1986 • ATHENS, GA.

First Round: Bye
Second Round: (3) LSU 67, (6) Kentucky 66
Semifinals: (3) LSU 83, (7) Vanderbilt 60
Finals: (1) Georgia 94, (3) LSU 72

1987 • ALBANY, GA.

First Round: Bye
Second Round: (4) Tennessee 64, (5) LSU 63

1988 • ALBANY, GA.

First Round: Bye
Second Round: (6) Georgia 86, (3) LSU 84

1989 • ALBANY, GA.

First Round: Bye
Second Round: (5) LSU 79, (4) Vanderbilt 73
Semifinals: (1) Auburn 75, (5) LSU 65

1990 • ALBANY, GA.

First Round: (7) LSU 68, (10) Mississippi State 49
Second Round: (2) Auburn 91, (7) LSU 65

1991 • ALBANY, GA. • CHAMPIONS

First Round: Bye
Second Round: (4) LSU 96, (5) Kentucky 76
Semifinals: (4) LSU 83, (1) Georgia 74
Finals: (4) LSU 80, (2) Tennessee 75

1992 • ALBANY, GA.

First Round: (10) LSU 61, (7) Mississippi State 56
Second Round: (2) Tennessee 70, (10) LSU 65

1993 • CHATTANOOGA, TENN.

First Round: (5) Alabama 106, (12) LSU 86

1994 • CHATTANOOGA, TENN.

First Round: (6) Auburn 76, (11) LSU 73

1995 • CHATTANOOGA, TENN.

First Round: (6) Florida 88, (11) LSU 80

1996 • CHATTANOOGA, TENN.

First Round: (8) LSU 85, (9) Mississippi State 63
Second Round: (8) LSU 73, (1) Georgia 71
Semifinals: (4) Alabama 86, (8) LSU 70

1997 • CHATTANOOGA, TENN.

First Round: Bye
Second Round: (5) Tennessee 100, (4) LSU 99 (OT)

1998 • COLUMBUS, GA.

First Round: (11) South Carolina 76, (6) LSU 61

1999 • CHATTANOOGA, TENN.

First Round: Bye
Second Round: (7) Kentucky 81, (2) LSU 71

2000 • CHATTANOOGA, TENN.

First Round: Bye
Second Round: (6) Vanderbilt 59, (3) LSU 46

2001 • MEMPHIS, TENN.

First Round: (5) LSU 72, (12) Kentucky 57
Second Round: (4) Vanderbilt 70, (5) LSU 58

2002 • NASHVILLE, TENN.

First Round: Bye
Second Round: (4) LSU 74, (12) Kentucky 62
Semifinals: (4) LSU 81, (1) Tennessee 80
Finals: (3) Vanderbilt 63, (4) LSU 48

2003 • LITTLE ROCK, ARK. • CHAMPIONS

First Round: Bye
Second Round: (2) LSU 78, (7) Arkansas 72
Semifinals: (2) LSU 78, (6) Vanderbilt 69
Finals: (2) LSU 78, (1) Tennessee 62

2004 • NASHVILLE, TENN.

First Round: Bye
Second Round: (2) LSU 79, (7) Ole Miss 66
Semifinals: (6) Vanderbilt 78, (2) LSU 66

2005 • GREENVILLE, S.C.

First Round: Bye
Second Round: (1) LSU 60, (9) Alabama 59
Semifinals: (1) LSU 79, (4) Georgia 65
Finals: (2) Tennessee 67, (1) LSU 65

2006 • NORTH LITTLE ROCK, ARK.

First Round: Bye
Second Round: (1) LSU 91, (8) Ole Miss 73
Semifinals: (1) LSU 79, (4) Kentucky 52
Finals: (2) Tennessee 63, (1) LSU 62

2007 • DULUTH, GA.

First Round: Bye
Second Round: (4) LSU 52, (5) Ole Miss 46
Semifinals: (4) LSU 63, (1) Tennessee 54
Finals: (3) Vanderbilt 51, (4) LSU 45

2008 • NASHVILLE, TENN.

First Round: Bye
Second Round: (1) LSU 80, (8) Ole Miss 36
Semifinals: (1) LSU 66, (4) Kentucky 49
Finals: (2) Tennessee 61, (1) LSU 55

2009 • LITTLE ROCK, ARK.

First Round: Bye
Second Round: (3) LSU 63, (6) Mississippi State 58
Semifinals: (2) Vanderbilt 61, (3) LSU 47

2010 • DULUTH, GA.

First Round: Bye
Second Round: (5) Vanderbilt 63, (4) LSU 61

2011 • NASHVILLE, TENN.

First Round: (7) LSU 60, (10) Alabama 36
Second Round: (2) Kentucky 60, (7) LSU 58

2012 • NASHVILLE, TENN.

First Round: Bye
Second Round: (4) LSU 41, (5) Arkansas 40
Semifinals: (4) LSU 72, (1) Kentucky 61
Finals: (2) Tennessee 70, (4) LSU 58

2013 • DULUTH, GA.

First Round: Bye
Second Round: (6) LSU 65, (11) Auburn 62
Quarterfinals: (3) Georgia 71, (6) LSU 53

2014 • DULUTH, GA.

First Round: Bye
Second Round: (10) LSU 78, (7) Alabama 65
Quarterfinals: (2) Tennessee 77, (10) LSU 65

2015 • LITTLE ROCK, ARK.

First Round: Bye
Second Round: Bye
Quarterfinals: (4) LSU 71, (5) Texas A&M 65
Semifinals: (1) South Carolina 74, (4) LSU 54

2016 • JACKSONVILLE, FLA.

First Round: (13) LSU 58, (12) Alabama 49
Second Round: (5) Kentucky 79, (13) LSU 71

2017 • GREENVILLE, S.C.

First Round: Bye
Second Round: (7) LSU 65, (10) Ole Miss 49
Quarterfinals: (2) Mississippi State 78, (7) LSU 61

2018 • NASHVILLE, TENN.

First Round: Bye
Second Round: Bye
Quarterfinal: (5) Texas A&M 75, (4) LSU 69

2019 • GREENVILLE, S.C.

First Round: Bye
Second Round: (8) Tennessee 69, (9) LSU 66

2020 • GREENVILLE, S.C.

First Round: Bye
Second Round: (7) LSU 73, (10) Florida 59
Quarterfinal: (2) Mississippi State 79, (7) LSU 49

2021 • GREENVILLE, S.C.

First Round: Bye
Second Round: (8) LSU 71, (9) Mississippi State 62
Quarterfinal: (1) Texas A&M 77, (8) LSU 58

SEC Tournament Records

TEAM RECORDS

MOST POINTS IN A GAME

LSU • 99 • vs. #8 Tennessee • 03/01/97
Opponent • 106 • by Alabama • 03/04/93

FEWEST POINTS IN A GAME

LSU • 41 • vs. Arkansas • 03/02/12
Opponent • 36 • by Alabama • 03/03/11

Note: Alabama's 9 points in the 1st half is the lowest point total in SEC Tournament history.

MOST REBOUNDS

LSU • 59 • vs. Mississippi State • 03/02/90
Opponent • 52 • by #25 Auburn • 03/04/94
Opponent • 52 • by #18 Georgia • 02/28/82

FEWEST REBOUNDS

LSU • 16 • vs. #15 Vanderbilt • 03/02/01
Opponent • 27 • by #15 Vanderbilt • 03/02/01
Opponent • 27 • by Kentucky • 03/01/02

FIELD GOALS MADE

LSU • 37 • vs. Kentucky • 03/02/91
LSU • 37 • vs. #8 Tennessee • 03/04/97
Opponent • 40 • by #2 Georgia • 03/03/86

FIELD GOALS ATTEMPTED

LSU • 78 • vs. Kentucky • 03/02/91
Opponent • 83 • by Alabama • 03/04/93

HIGHEST FIELD GOAL PERCENTAGE

LSU • 58.6 (34-58) • at #3 Georgia • 03/04/84
Opponent • 57.1 (36-63) • by Kentucky • 03/03/84

LOWEST FIELD GOAL PERCENTAGE

LSU • 28.1 (18-64) • vs. #2 Texas A&M • 03/05/21
Opponent • 24.1 (14-58) • by Alabama • 03/03/11

3-POINT FIELD GOAL MADE

LSU • 11 • vs. #15 Florida • 03/03/95
Opponent • 12 • by Alabama • 03/04/93

3-POINT FIELD GOAL ATTEMPTED

LSU • 29 • vs. #12 Auburn • 03/03/90
Opponent • 30 • by Alabama • 03/04/93

HIGHEST 3-POINT

FIELD GOAL PERCENTAGE

LSU • 71.4 (5-7) • vs. #4 Tennessee • 03/04/91
Opponent • 69.7 (9-13) • by #13 Alabama • 03/03/96

LOWEST 3-POINT

FIELD GOAL PERCENTAGE

LSU • 0.0 (0-5) • vs. #6/7 Mississippi St. • 03/03/17
LSU • 0.0 (0-1) • vs. #12 Alabama • 03/02/16
LSU • 0.0 (0-3) • vs. #9 Kentucky • 03/03/12
LSU • 0.0 (0-2) • vs. #21 Georgia • 03/05/05
Opponent • 0.0 (0-12) • by #4 Tennessee • 03/04/91
Opponent • 0.0 (0-8) • by #6 Tennessee • 03/07/14

FREE THROWS MADE

LSU • 34 • vs. #9 Kentucky • 03/03/12
Opponent • 31 • by #18 Tennessee • 02/27/85

FREE THROWS ATTEMPTED

LSU • 43 • vs. #9 Kentucky • 03/03/12
Opponent • 40 • by Kentucky • 02/26/99
Opponent • 40 • by #13 Kentucky • 03/03/16

HIGHEST FREE THROW PERCENTAGE

LSU • 1.000 (2-2) • vs. #6 Vanderbilt • 03/03/02
Opponent • 1.000 (11-11) • by #15 Vanderbilt • 03/08/03

LOWEST FREE THROW PERCENTAGE

LSU • 40.0 (6-15) • vs. #15 Kentucky • 03/04/11
Opponent • 40.0 (4-10) • by Mississippi State • 03/02/90

ASSISTS

LSU • 26 • vs. Ole Miss • 03/03/06
Opponent • 29 • by #17 Kentucky • 02/27/82

STEALS

LSU • 16 • Auburn • 01/30/81
Opponent • 15 • by #2 Georgia • 03/03/86
Opponent • 15 • by Auburn • 01/30/81

BLOCKED SHOTS

LSU • 9 • vs. Vanderbilt • 03/04/89
Opponent • 8 by Kentucky • 02/26/99
Opponent • 8 by #20 Ole Miss • 02/26/82

TURNOVERS

LSU • 27 • vs. #8 Tennessee • 03/05/87
Opponent • 27 • by Kentucky • 03/02/91

MARGIN OF VICTORY

44 (80-36) • vs. Ole Miss • 03/07/08

MARGIN OF DEFEAT

30 (79-49) • vs. #9 Mississippi State • 03/06/20

INDIVIDUAL RECORDS

POINTS

30 • Seimone Augustus • vs. Ole Miss • 03/03/06
30 • Pokey Chatman • vs. #4 Tennessee • 03/04/91
30 • Alisha Jones • at #2 Georgia • 03/03/86
29 • Cornelia Gayden • vs. #15 Florida • 03/03/95
29 • Seimone Augustus • vs. Kentucky • 03/04/06

REBOUNDS

21 • Sheila Johnson • vs. Mississippi State • 03/02/90
20 • Sylvia Fowles • vs. #2 Tennessee • 03/03/07
16 • Sheila Johnson • vs. Kentucky • 03/02/91
12 • Faustine Aifuwa • vs. Mississippi State • 03/04/21

FIELD GOALS MADE

13 • Seimone Augustus • vs. Ole Miss • 03/03/06
13 • Seimone Augustus • vs. Kentucky • 03/04/06
12 • Pokey Chatman • vs. #4 Tennessee • 03/04/91
12 • Joyce Walker • vs. #12 Georgia • 03/03/83
12 • Joyce Walker • vs. #18 Georgia • 02/28/82
12 • Madeline Doucet • vs. #20 Ole Miss • 02/26/82

FIELD GOALS ATTEMPTED

24 • Elaine Powell • vs. #13 Alabama • 03/03/96
24 • Joyce Walker • vs. #12 Georgia • 03/03/83
23 • Joyce Walker • vs. #18 Georgia • 02/28/82
23 • Joyce Walker • vs. #17 Kentucky • 02/27/82

FREE THROWS MADE

12 • Temeka Johnson • vs. #3 Tennessee • 03/02/02
10 • Khayla Pointer • vs. #2 Texas A&M • 03/05/21
9 • Alexis Hyder • vs. #13 Kentucky • 03/03/16
9 • LaSondra Barrett • vs. #9 Kentucky • 03/03/12
8 • Courtney Jones • vs. #9 Kentucky • 03/03/12
8 • Katrina Hibbert • vs. #8 Tennessee • 03/01/97
8 • Cornelia Gayden • vs. Mississippi State • 03/06/92
8 • Patricia Woods • vs. #17 Georgia • 03/05/88

8 • Alisha Jones • at #2 Georgia • 03/03/86
8 • Madeline Doucet • vs. Kentucky • 03/03/84

FREE THROWS ATTEMPTED

15 • Temeka Johnson • vs. #3 Tennessee • 03/02/02
14 • Akilah Bethel • vs. #13 Kentucky • 03/03/16
13 • Patricia Woods • vs. #17 Georgia • 03/05/88
12 • Khayla Pointer • vs. #2 Texas A&M • 03/05/21
10 • Alexis Hyder • vs. #13 Kentucky • 03/03/16
10 • Aiysha Smith • vs. #15 Vanderbilt • 03/08/03
10 • Alisha Jones • at #18 Tennessee • 02/27/85
10 • Madeline Doucet • vs. Kentucky • 03/03/84

3-POINT FIELD GOALS MADE

6 • Cornelia Gayden • vs. #15 Florida • 03/03/95
5 • Cornelia Gayden • vs. Mississippi State • 03/06/92
5 • Pokey Chatman • vs. #12 Auburn • 03/03/90
4 • Khayla Pointer • vs. #2 Texas A&M • 03/05/21
4 • Sarah Shematsi • vs. Mississippi State • 03/04/21
4 • Adrienne Webb • vs. #12 Georgia • 03/08/13
4 • Quianna Chaney • vs. Ole Miss • 03/07/08
4 • Scholanda Houston • vs. Ole Miss • 03/03/06
4 • Cornelia Gayden • vs. #2 Tennessee • 03/07/92
4 • Pokey Chatman • vs. #1 Auburn • 03/05/89

3-POINT FIELD GOALS ATTEMPTED

15 • Pokey Chatman • vs. #12 Auburn • 03/03/90
14 • Cornelia Gayden • vs. #15 Florida • 03/03/95
12 • Cornelia Gayden • vs. Mississippi State • 03/06/92

ASSISTS

17 • Temeka Johnson • vs. #21 Georgia • 03/05/05
12 • Temeka Johnson • vs. Ole Miss • 03/05/04
10 • Erica White • vs. Ole Miss • 03/03/06
10 • Temeka Johnson • vs. #3 Tennessee • 03/02/02

STEALS

6 • Pokey Chatman • vs. Kentucky • 03/02/91
6 • Joyce Walker • vs. #20 Ole Miss • 02/26/82
5 • Pokey Chatman • vs. Vanderbilt • 03/04/89
5 • Lesa Thornton • vs. #20 Vanderbilt • 03/02/86
5 • Joyce Walker • vs. Auburn • 01/30/81

BLOCKED SHOTS

7 • Dee Dee Franklin • vs. Vanderbilt • 03/04/89
4 • Shanece McKinney • vs. Alabama • 03/06/14
4 • Sylvia Fowles • vs. #5 Tennessee • 03/06/05
4 • Sylvia Fowles • vs. #21 Georgia • 03/05/05

TURNOVERS

11 • Jeanetta Burns • at #2 Georgia • 03/03/86
10 • Bonita Branch • vs. Kentucky • 03/01/86



#0

Autumn Newby

Forward | 6-2 | Graduate Student (Vanderbilt) | Lawrenceville, Georgia

Opponent	Min	FG	3P	FT	ORB	DRB	TRB	PF	Pts.	Asst.	TO	ST	Blocks	+/-
Nicholls*	29:06	3-5	0-0	0-1	3	8	11	0	6	1	2	1	0	28
Florida Gulf Coast*	28:06	1-4	0-0	2-2	3	6	9	1	4	0	1	1	0	-8
at UL-Lafayette*	30:52	2-3	0-0	3-6	2	10	12	2	7	0	0	0	1	31
Tulane	34:40	3-5	0-0	5-6	3	6	9	1	11	2	1	2	1	14
New Mexico State	25:17	2-4	0-0	2-7	4	1	5	3	6	0	2	2	1	14
Missouri State*	36:28	2-5	0-0	2-6	2	8	10	5	6	1	2	1	0	9
Iowa State*	24:50	1-2	0-0	0-0	1	2	3	3	2	0	2	0	0	7
Texas Southern	14:15	1-3	0-0	0-2	2	5	7	3	2	0	1	1	0	17
Alcorn State*	16:30	2-3	0-0	0-0	2	1	3	2	4	3	1	0	0	30
Bradley*	24:30	2-3	0-0	0-1	2	8	10	0	4	1	0	2	0	41
Clemson*	31:29	3-4	0-0	1-1	2	0	2	1	7	0	0	1	0	7
Texas Tech*	35:14	4-10	0-0	4-4	7	5	12	3	12	0	1	1	1	11
Samford*	20:31	2-5	0-0	0-0	1	3	4	2	4	0	1	1	0	18
at Georgia*	32:01	4-6	0-0	1-2	5	5	10	2	9	1	4	2	0	7
Texas A&M*	31:38	2-2	0-0	0-0	3	7	10	2	4	1	1	1	2	10
South Carolina*	34:04	1-2	0-0	0-0	3	1	4	5	2	0	3	1	1	-2
at Auburn*	22:15	4-5	0-0	0-0	1	5	6	3	8	0	0	1	0	26
Missouri*	18:34	1-4	0-0	2-2	5	7	12	0	4	1	0	0	0	4
Vanderbilt	--	--	--	--	--	--	--	--	--	--	--	--	--	--
at Florida*	30:46	2-3	0-0	2-2	3	8	11	3	6	0	0	1	0	2
at Arkansas*	27:54	6-8	0-0	3-4	4	5	9	2	15	1	3	0	0	-3
Kentucky*	31:35	0-3	0-0	3-4	1	5	6	4	3	0	1	0	1	16
at Ole Miss*	35:20	2-7	0-0	2-4	3	3	6	5	6	0	1	0	0	1
Georgia*	34:47	1-2	0-0	1-2	2	7	9	4	3	1	2	1	0	-1
at Texas A&M*	35:27	2-6	0-0	3-4	6	7	13	3	7	2	2	0	0	15
at Mississippi State*	37:20	3-5	0-0	0-0	4	8	12	3	6	2	1	1	0	8
Florida*	29:51	5-6	0-0	3-4	3	5	8	5	13	1	0	2	1	1
Alabama*	36:31	3-4	0-0	3-6	2	3	5	2	9	0	1	3	0	10
at Tennessee*	39:05	5-7	0-0	2-2	6	3	9	4	12	1	1	0	0	5

*-Start

SEASON	TEAM	GP-GS	MIN/AVG	FG-FGA	FG%	3FG-ATT	3FG%	FT-FTA	FT%	ORB	DRB	TRB	AVG	PF-FO	A	TO	BLK	STL	PTS	AVG
2017-18	Vandy	29-29	660/22.8	57-125	.456	0-0	.000	37-78	.474	50	141	191	6.6	100-4	56	60	11	17	151	5.2
2018-19	Vandy	28-28	768/27.4	71-175	.406	0-0	.000	64-94	.681	53	135	188	6.7	89-4	37	54	5	18	206	7.4
2019-20	Vandy	27-27	715/26.5	42-101	.416	0-0	.000	41-67	.612	50	110	160	5.9	78-1	37	50	5	36	125	4.6
2020-21	Vandy	Opted Out Of Season																		
2021-22	LSU	28-25	829/29.6	69-125	.552	0-0	.000	44-72	.611	85	142	227	8.1	73-4	19	34	9	26	182	6.5
TOTAL FOR LSU		28-25	829/29.6	69-125	.552	0-0	.000	44-72	.611	85	142	227	8.1	73-4	19	34	9	26	182	6.5
TOTAL		112-109	2971/26.5	239-526	.454	0-0	.000	186-311	.598	238	528	766	6.8	340-13	149	198	30	97	664	5.9

Season Highs

Points	15 at Arkansas (1/27/22)
Rebounds	13 at Texas A&M (1/13/22)
Assists	3 vs. Alcorn St. (12/15/21)
Steals	2 four times
Blocks	1 three times
FG Made	4 vs. Texas Tech (12/21/21)
FG Attempts	10 vs. Texas Tech (12/21/21)
FT Made	5 vs. Tulane (11/23/21)
FT Attempts	6 twice

Career Highs

Points	30 vs. N. Alabama (11/6/18)
Rebounds	14 vs. Iowa St. (12/2/17)
Assists	6 vs. Tenn. Tech (12/5/19)
Steals	4 Three times
Blocks	2 Three ties
FG Made	11 vs. N. Alabama (11/6/18)
FG Attempts	17 vs. N. Alabama (11/6/18)
FT Made	9 vs. Samford (12/28/18)
FT Attempts	12 vs. Austin Peay (11/12/18)

Player Notes

- Had 12 rebounds in the first half of the Missouri game before exiting in the third quarter with an injury
- Recorded her first career double-double vs. Texas Tech
- A graduate transfer from Vanderbilt who started every game of her career there and sat out the 2020-21 season
- With 598 career rebounds, Newby ranks in the Top-10 among active players in the SEC



#1

Jailin Cherry

Guard | 5-8 | Graduate Student | Pascagoula, Mississippi

Opponent	Min	FG	3P	FT	ORB	DRB	TRB	PF	Pts.	Asst.	TO	ST	Blocks	+/-
Nicholls*	31:23	5-10	2-3	0-0	0	3	3	3	12	3	4	1	1	42
Florida Gulf Coast*	24:25	4-10	0-1	0-0	1	3	4	3	8	0	1	3	2	-11
at UL-Lafayette*	18:50	1-4	0-1	0-0	0	4	4	2	2	1	1	0	0	15
Tulane*	37:19	5-16	0-2	0-0	2	4	6	5	10	2	1	2	1	14
New Mexico State*	16:54	3-8	0-1	0-0	1	3	4	3	6	2	2	0	0	-4
Missouri State*	22:02	2-4	0-1	0-0	3	2	5	0	4	1	3	3	1	-1
Iowa State*	15:56	0-3	0-0	0-0	0	4	4	0	0	1	1	1	0	4
Texas Southern	--	--	--	--	--	--	--	--	--	--	--	--	--	--
Alcorn State	16:53	2-4	0-2	0-0	0	2	2	0	4	1	2	2	0	28
Bradley*	24:57	6-11	0-2	0-0	2	1	3	1	12	0	1	4	0	31
Clemson*	18:44	1-5	0-2	1-2	1	0	1	3	3	3	1	2	0	9
Texas Tech*	38:43	8-21	0-0	0-0	2	3	5	2	16	4	2	0	0	16
Samford*	30:37	11-22	0-2	0-0	3	4	7	0	22	1	2	2	3	35
at Georgia*	40:00	5-15	0-1	0-0	2	2	4	1	10	3	4	3	0	6
Texas A&M*	30:41	4-13	0-1	2-5	3	4	7	2	10	6	1	1	0	13
South Carolina*	40:00	4-11	0-0	0-0	2	4	6	4	8	4	0	3	1	-6
at Auburn*	31:16	2-11	0-1	3-4	0	5	5	0	7	2	2	2	2	28
Missouri*	45:00	9-19	0-2	2-2	3	4	7	3	20	9	3	0	1	2
Vanderbilt*	38:38	5-10	0-0	2-4	2	7	9	1	12	8	2	2	0	25
at Florida*	23:50	1-6	0-0	0-0	2	6	8	3 (T)	2	3	5	0	0	8
at Arkansas*	24:25	3-9	0-0	0-0	2	1	3	1	6	2	4	0	1	-20
Kentucky*	38:02	5-11	0-0	1-2	2	4	6	1	11	6	2	3	0	3
at Ole Miss*	40:00	3-9	0-0	1-2	2	6	8	3	7	1	1	2	0	4
Georgia*	38:36	9-19	0-1	0-0	1	5	6	2	18	1	3	0	0	8
at Texas A&M*	36:32	3-12	0-0	3-4	0	6	6	1	9	1	2	1	1	19
at Mississippi State*	34:22	5-13	0-0	0-0	1	7	8	2	10	2	2	1	2	4
Florida*	30:39	3-15	0-1	0-0	5	3	8	4	6	1	2	1	0	5
Alabama*	39:49	3-12	0-0	0-0	0	6	6	1	6	1	2	1	2	8
at Tennessee*	40:00	6-16	0-0	2-2	0	10	10	2	14	3	6	1	1	3

*-Start

SEASON	TEAM	GP-GS	MIN/AVG	FG-FGA	FG%	3FG-ATT	3FG%	FT-FTA	FT%	ORB	DRB	TRB	AVG	PF-FO	A	TO	BLK	STL	PTS	AVG
2017-18	LSU	22-1	184/8.4	22-70	.314	1-23	.043	2-5	.400	14	9	23	1.0	14-0	6	10	0	7	47	2.1
2018-19	LSU	27-7	369/13.7	51-148	.345	12-42	.286	7-14	.500	21	27	48	1.8	41-0	18	35	4	9	121	4.5
2019-20	LSU	30-14	595/19.8	76-181	.420	2-26	.077	20-37	.541	44	48	92	3.1	42-0	29	46	13	35	174	5.8
2020-21	LSU	22-6	364/16.5	32-90	.356	2-11	.182	12-22	.545	10	30	40	1.8	43-1	18	41	1	25	78	3.5
2021-22	LSU	28-27	869/31.0	118-319	.370	2-24	.083	17-27	.630	43	111	154	5.5	54-1	72	62	19	41	255	9.1
TOTAL		129-55	2381/18.5	299-808	.370	19-126	.151	58-105	.552	132	225	357	2.8	194-2	143	194	37	117	675	5.2

Season Highs

Points	22 vs. Samford (12/27/21)
Rebounds	9 vs. Vanderbilt (1/16/22)
Assists	9 vs. Missouri (1/13/22)
Steals	4 vs. BU (12/18/21)
Blocks	3 vs. Samford (12/27/21)
FG Made	11 vs. Samford (12/27/21)
FG Attempts	22 vs. Samford (12/27/21)
3FG Made	2 vs. Nicholls (11/9/21)
3FG Attempts	3 vs. Nicholls (11/9/21)
FT Made	3 at Auburn (1/9/22)
FG Attempts	4 at Auburn (1/9/22)

Career Highs

Points	22 vs. Samford (12/27/21)
Rebounds	10 at Arkansas (3/1/20)
Assists	9 vs. Missouri (1/13/22)
Steals	6 vs. Vanderbilt (2/27/20)
Blocks	3 vs. Samford (12/27/21)
FG Made	11 vs. Samford (12/27/21)
FG Attempts	22 vs. Samford (12/27/21)
3FG Made	3 at MSU (2/28/19)
3FG Attempts	6 vs. Tulane (11/15/18)
FT Made	5 vs. Kentucky (1/19/20)
FG Attempts	6 Twice

Player Notes

- All 10 of her points against Texas A&M on Jan. 2 came in the fourth quarter to help LSU avenge a three point deficit going into the fourth quarter
 - Set career highs with 22 points and three blocks in the win over Samford.
 - One of three seniors who decided to come back for her additional year of eligibility with Khayla Pointer and Faustine Aifuwa and seen as a leader on the team
 -Went down with a left leg injury in the second quarter vs. Iowa St. She did not return to the game, but is not expected to miss significant time.



#3

Khayla Pointer

Guard | 5-7 | Graduate Student | Marietta, Georgia

Opponent	Min	FG	3P	FT	ORB	DRB	TRB	PF	Pts.	Asst.	TO	ST	Blocks	+/-
Nicholls*	36:16	7-13	1-5	1-1	3	8	11	2	16	13	2	2	0	42
Florida Gulf Coast*	40:00	9-17	1-2	4-5	1	9	10	2	23	5	6	0	0	-14
at UL-Lafayette*	35:23	3-13	1-2	2-3	3	3	6	3	9	3	3	0	0	22
Tulane*	39:39	6-15	1-4	1-2	1	3	4	1	15	6	4	1	0	17
New Mexico State*	36:04	8-19	2-4	2-3	2	3	5	2	20	1	1	0	1	23
Missouri State*	40:00	11-24	1-1	2-2	2	4	6	1	25	2	3	1	0	8
Iowa State*	40:00	9-19	1-2	1-1	1	5	6	1	20	7	0	2	0	9
Texas Southern*	22:10	4-6	1-1	4-6	1	5	6	2	13	4	3	5	0	36
Alcorn State*	20:16	7-10	2-4	3-5	2	8	10	1	19	4	0	3	0	34
Bradley*	21:52	3-10	0-2	3-7	2	1	3	1	9	0	2	1	1	26
Clemson*	37:30	6-15	0-4	8-15	1	5	6	2	20	8	6	1	0	19
Texas Tech*	36:59	8-14	1-4	2-6	2	5	7	2	19	7	1	0	0	13
Samford*	34:52	6-12	2-4	2-3	2	9	11	0	16	8	3	3	0	34
at Georgia*	40:00	7-20	4-8	3-7	0	2	2	1	21	2	2	3	0	6
Texas A&M*	40:00	6-13	4-7	1-4	0	9	9	1	17	8	2	1	0	9
South Carolina*	40:00	10-26	1-4	1-3	1	2	3	1	22	6	3	1	0	-6
at Auburn*	38:36	9-14	2-4	4-5	2	9	11	2	24	6	5	4	1	30
Missouri*	45:00	7-17	4-9	3-4	0	4	4	1	21	6	0	3	0	2
Vanderbilt*	32:28	7-10	0-2	3-4	0	7	7	2	17	7	2	4	1	29
at Florida*	40:00	11-27	1-6	12-15	0	1	1	0	35	1	4	3	1	-1
at Arkansas*	37:05	4-12	1-4	4-6	0	5	5	3	13	7	4	0	0	-15
Kentucky*	37:49	9-19	3-4	7-8	2	3	5	1	28	2	2	2	0	6
at Ole Miss*	40:00	4-17	0-1	8-11	3	8	11	2	16	10	1	3	1	4
Georgia*	38:45	4-10	1-2	12-16	0	5	5	0	21	3	3	1	0	6
at Texas A&M*	38:30	7-14	2-4	9-10	0	0	0	2	25	3	1	0	0	16
at Mississippi State*	36:31	5-10	3-6	5-6	1	3	4	0	18	4	4	0	0	15
Florida*	40:00	1-17	0-4	5-10	1	6	7	4	7	3	4	2	0	5
Alabama*	40:00	10-19	2-6	1-2	1	8	9	1	23	8	2	3	0	8
at Tennessee*	40:00	3-17	1-5	5-10	2	12	14	2	12	5	5	1	1	3

*-Start

SEASON	TEAM	GP-GS	MIN/AVG	FG-FGA	FG%	3FG-ATT	3FG%	FT-FTA	FT%	ORB	DRB	TRB	AVG	PF-FO	A	TO	BLK	STL	PTS	AVG
2017-18	LSU	29-4	544/18.8	47-145	.324	12-39	.308	23-32	.719	14	27	41	1.4	42-0	66	43	4	26	129	4.4
2018-19	LSU	29-29	918/31.7	130-298	.436	11-33	.333	91-145	.628	20	97	117	4.0	65-2	131	106	3	48	362	12.5
2019-20	LSU	30-29	982/32.7	151-365	.414	20-70	.286	121-169	.716	18	101	119	4.0	62-0	144	83	3	62	443	14.8
2020-21	LSU	22-22	804/36.5	124-315	.394	29-87	.333	95-157	.605	23	67	90	4.1	54-0	90	92	1	55	372	16.9
2021-22	LSU	29-29	1066/36.7	191-449	.425	43-115	.374	118-180	.656	36	152	188	6.5	43-0	149	79	7	52	543	18.7
TOTAL		139-113	4314/31.0	643-1572	.409	115-344	.334	448-683	.656	111	444	555	4.0	266-2	580	403	18	243	1849	13.3

Season Highs

Points	35 at Florida (1/23/22)
Rebounds	11 four time
Assists	13 vs. Nicholls (11/9/21)
Steals	5 vs. TSU (12/12/21)
Blocks	1 vs. NMSU (11/26/21)
FG Made	11 vs. Missouri St (11/26/21)
FG Attempts	24 vs. Missouri St. (11/26/21)
3FG Made	2 three times
3FG Attempts	5 vs. Nicholls (11/9/21)
FT Made	12 at Florida
FT Attempts	15 twice

Career Highs

Points	35 at Florida (1/23/22)
Rebounds	11 four times
Assists	13 vs. Nicholls (11/9/21)
Steals	5 Three times
Blocks	2 vs. TAMU (2/2/20)
FG Made	10 Five times
FG Attempts	22 at Oklahoma (12/7/19)
3FG Made	4 vs. TAMU (3/5/21)
3FG Attempts	7 Twice
FT Made	11 Twice
FT Attempts	18 vs. Ole Miss (1/31/21)

Player Notes

- One of five players in SEC history with multiple triple-doubles. LSU is the only team with multiplt players with multiple triple-doubles (Pointer and Cornelia Gayden)
- Had 19 4Q points to help guide LSU to a comeback win over Kentucky
- Became the first LSU player since Seimone Augustus in 2006 to put up 35 points in a game
- SEC Player of the Week (11/16/21)
- Has led LSU in scoring the past two seasons
- With her triple-double in the season opener, Pointer became the third player in LSU history to accomplish that feat.
- No. 4 on LSU's all-time assists list and is one of four players in program history with over 500 career assists
- Media Preseason All-SEC Team
- Coaches All-SEC First Team



#10

Ryan Payne

Guard | 5-7 | Junior | Los Angeles, California

Opponent	Min	FG	3P	FT	ORB	DRB	TRB	PF	Pts.	Asst.	TO	ST	Blocks	+/-
Nicholls*	22:29	4-10	2-3	0-0	0	2	2	0	10	4	2	3	0	26
Florida Gulf Coast*	17:59	3-6	0-0	0-0	1	1	2	0	6	0	1	0	0	-8
at UL-Lafayette	22:53	5-8	1-1	0-0	0	1	1	1	11	0	3	2	0	15
Tulane	2:55	0-0	0-0	0-0	0	0	0	0	0	0	0	0	0	0
New Mexico State	24:05	1-6	0-1	5-6	1	3	4	1	7	3	1	1	0	17
Missouri State	26:36	1-7	0-1	6-6	1	4	5	1	8	3	1	0	0	9
Iowa State	24:04	4-7	1-1	0-0	0	3	3	2	9	3	0	5	0	5
Texas Southern*	20:53	3-7	1-2	1-2	1	2	3	1	8	7	0	2	0	32
Alcorn State*	12:36	0-4	0-0	4-4	1	1	2	1	4	2	3	4	0	16
Bradley	17:47	4-6	0-1	2-2	0	2	2	2	10	0	1	0	0	4
Clemson	23:08	3-10	2-5	0-0	1	2	3	1	8	0	5	3	1	4
Texas Tech	14:06	2-4	0-0	0-0	0	3	3	3	4	2	1	2	0	4
Samford*	19:26	3-8	1-3	0-0	0	1	1	1	7	4	1	1	0	11
at Georgia	--	--	--	--	--	--	--	--	--	--	--	--	--	--
Texas A&M	9:19	0-5	0-1	0-2	2	2	4	0	0	2	0	0	0	-4
South Carolina	0:57	0-0	0-0	0-0	0	0	0	0	0	0	0	0	0	-1
at Auburn	6:17	0-1	0-0	0-0	0	2	2	3	0	1	0	1	0	-2
Missouri	8:45	2-3	0-0	0-0	0	2	2	0	4	1	0	1	0	-6
Vanderbilt	14:04	2-3	1-1	1-2	0	2	2	0	6	2	0	0	0	-7
at Florida	25:18	4-7	0-2	0-0	0	1	1	1	8	1	3	3	0	0
at Arkansas	18:01	3-7	0-2	3-4	0	1	1	4	9	1	2	0	0	-7
Kentucky	4:09	1-2	0-0	0-0	0	0	0	1	2	0	1	0	0	9
at Ole Miss	--	--	--	--	--	--	--	--	--	--	--	--	--	--
Georgia	3:52	0-1	0-0	0-0	0	0	0	0	0	0	2	0	0	-2
at Texas A&M	4:47	1-1	0-0	0-0	0	1	1	0	2	1	0	1	0	-1
at Mississippi State*	13:31	3-6	0-0	0-0	0	2	2	0	6	2	0	0	0	2
Florida	11:42	0-2	0-1	4-4	1	2	3	0	4	1	0	1	0	0
Alabama	35:57	2-9	0-2	0-0	2	4	6	1	4	2	2	0	0	1
at Tennessee*	40:00	3-8	1-3	0-2	0	1	1	3	7	5	4	1	0	3

*-Start

SEASON	TEAM	GP-GS	MIN/AVG	FG-FGA	FG%	3FG-ATT	3FG%	FT-FTA	FT%	ORB	DRB	TRB	AVG	PF-FO	A	TO	BLK	STL	PTS	AVG
2018-19	TCU	32-0	254/7.9	25-96	.260	5-25	.200	11-23	.478	9	22	31	1.0	21-0	22	30	0	17	66	2.1
2019-20	TCU	26-0	212/8.1	32-76	.421	2-10	.200	10-14	.714	3	10	13	0.5	19-0	16	13	1	20	76	2.9
2020-21	LSU	5-0	79/15.8	10-23	.435	4-6	.667	10-12	.833	4	8	12	2.4	4-0	6	10	0	1	34	6.8
2021-22	LSU	27-6	446/16.5	54-138	.391	10-30	.333	26-34	.765	11	45	56	2.1	27-0	45	35	1	31	144	5.3
TOTAL FOR LSU		32-6	524/16.4	64-161	.398	14-36	.389	36-46	.783	15	53	68	2.1	31-0	51	45	1	32	178	5.6
TOTAL		90-6	990/11.0	121-333	.363	21-71	.296	57-83	.687	27	85	112	1.2	71-0	89	88	2	69	320	3.6

Season Highs

Points	11 at ULL (11/18/21)
Rebounds	5 vs. Missouri St. (11/27/21)
Assists	vs. TSU (12/12/21)
Steals	5 vs. No. 14 Iowa St. (12/2/21)
Blocks	--
FG Made	5 at ULL (11/18/21)
FG Attempts	10 vs. Nicholls (11/9/21)
3FG Made	2 vs. Nicholls (11/9/21)
3FG Attempts	3 vs. Nicholls (11/9/21)
FT Made	6 vs. Missouri St. (11/27/21)
FT Attempts	6 vs. Missouri St. (11/27/21)

Career Highs

Points	17 vs. MSU (3/4/21)
Rebounds	5 vs. Missouri St. (11/27/21)
Assists	7 vs. TSU (12/12/21)
Steals	5 twice
Blocks	1 at Kansas (2/8/20)
FG Made	5 Four times
FG Attempts	12 vs. Alcorn St. (12/29/18)
3FG Made	2 Twice
3FG Attempts	3 Twice
FT Made	5 vs. MSU (3/4/21)
FT Attempts	6 Twice

Player Notes

-Stepped in when Jailin Cherry went down against No. 14 Iowa State, tying a career-high with five steals and sinking her lone three in a clutch time in the third quarter to maintain the lead.

- Earned her first career start in the season opener vs. Nicholls and went for 10 points

- Despite the stats not clearly showing it, Payne's defensive pressure on the ball has been critical in forcing opponent turnovers



#11

Emily Ward

Guard | 5-11 | Sophomore | Bossier City, Louisiana

Opponent	Min	FG	3P	FT	ORB	DRB	TRB	PF	Pts.	Asst.	TO	ST	Blocks	+/-
Nicholls	3:48	1-1	0-0	0-0	0	0	0	0	2	0	1	0	0	1
Florida Gulf Coast	--	--	--	--	--	--	--	--	--	--	--	--	--	--
at UL-Lafayette	2:36	0-0	0-0	0-0	0	1	1	0	0	0	0	0	0	1
Tulane	--	--	--	--	--	--	--	--	--	--	--	--	--	--
New Mexico State	--	--	--	--	--	--	--	--	--	--	--	--	--	--
Missouri State	--	--	--	--	--	--	--	--	--	--	--	--	--	--
Iowa State	--	--	--	--	--	--	--	--	--	--	--	--	--	--
Texas Southern	12:15	1-3	0-0	0-0	1	0	1	0	2	0	0	0	1	1
Alcorn St.	12:38	3-3	0-0	0-0	1	0	1	1	6	0	1	1	0	23
Bradley	5:46	1-4	0-0	0-0	1	1	2	1	2	0	0	1	0	-14
Clemson	--	--	--	--	--	--	--	--	--	--	--	--	--	--
Texas Tech	--	--	--	--	--	--	--	--	--	--	--	--	--	--
Samford	4:01	0-0	0-0	0-0	0	1	1	0	0	1	0	0	0	0
at Georgia	--	--	--	--	--	--	--	--	--	--	--	--	--	--
Texas A&M	--	--	--	--	--	--	--	--	--	--	--	--	--	--
South Carolina	--	--	--	--	--	--	--	--	--	--	--	--	--	--
at Auburn	--	--	--	--	--	--	--	--	--	--	--	--	--	--
Missouri	--	--	--	--	--	--	--	--	--	--	--	--	--	--
Vanderbilt	--	--	--	--	--	--	--	--	--	--	--	--	--	--
at Florida	--	--	--	--	--	--	--	--	--	--	--	--	--	--
at Arkansas	--	--	--	--	--	--	--	--	--	--	--	--	--	--
Kentucky	--	--	--	--	--	--	--	--	--	--	--	--	--	--
at Ole Miss	--	--	--	--	--	--	--	--	--	--	--	--	--	--
Georgia	--	--	--	--	--	--	--	--	--	--	--	--	--	--
at Texas A&M	--	--	--	--	--	--	--	--	--	--	--	--	--	--
at Mississippi State	--	--	--	--	--	--	--	--	--	--	--	--	--	--
Florida	--	--	--	--	--	--	--	--	--	--	--	--	--	--
Alabama	--	--	--	--	--	--	--	--	--	--	--	--	--	--
at Tennessee	--	--	--	--	--	--	--	--	--	--	--	--	--	--

*-Start

SEASON	TEAM	GP-GS	MIN/AVG	FG-FGA	FG%	3FG-ATT	3FG%	FT-FTA	FT%	ORB	DRB	TRB	AVG	PF-FO	A	TO	BLK	STL	PTS	AVG
2019-20	LSU	5-0	9/1.8	2-3	.667	0-0	.000	2-4	.500	1	0	1	0.2	1-0	1	1	0	0	6	1.2
2020-21	LSU	1-0	1/1.2	0-0	.000	0-0	.000	0-0	.000	0	0	0	0.0	0-0	0	0	0	0	0	0.0
2021-22	LSU	6-0	40/6.7	6-11	.545	0-0	.000	0-0	.000	3	3	6	1.0	2-0	1	2	1	2	12	2.0
TOTAL		12-0	50/4.2	8-14	.571	0-0	.000	2-4	.500	4	3	7	0.6	3-0	2	3	1	2	18	1.5

Season Highs

Points 6 vs. Alcorn St. (12/15/21)
Rebounds 1 three times
Assists --
Steals q vs. Alcorn St. (12/15/21)
Blocks 1 vs. TSU (12/12/21)
FG Made 3 vs. Alcorn St. (12/15/21)
FG Attempts 3 vs. Alcorn St. (12/15/21)
FT Made --
FT Attempts --

Career Highs

Points 6 vs. Alcorn St. (12/15/21)
Rebounds 1 three times
Assists 1 vs. Fla. A&M (12/28/19)
Steals vs. Alcorn St. (12/15/21)
Blocks 1 vs. TSU (12/12/21)
FG Mage 3 vs. Alcorn St. (12/15/21)
FG Attempts 3 vs. Alcorn St. (12/15/21)
FT Made 2 vs. UNO (11/5/19)
FG Attempts 4 vs. UNO (11/5/19)

Player Notes



#13

Logyn McNeil

Forward | 6-3 | Freshman | Rockwall, Texas

Opponent	Min	FG	3P	FT	ORB	DRB	TRB	PF	Pts.	Asst.	TO	ST	Blocks	+/-
Nicholls	--	--	--	--	--	--	--	--	--	--	--	--	--	--
Florida Gulf Coast	--	--	--	--	--	--	--	--	--	--	--	--	--	--
at UL-Lafayette	--	--	--	--	--	--	--	--	--	--	--	--	--	--
Tulane	--	--	--	--	--	--	--	--	--	--	--	--	--	--
New Mexico State	--	--	--	--	--	--	--	--	--	--	--	--	--	--
Missouri State	--	--	--	--	--	--	--	--	--	--	--	--	--	--
Iowa State	--	--	--	--	--	--	--	--	--	--	--	--	--	--
Texas Southern	--	--	--	--	--	--	--	--	--	--	--	--	--	--
Alcorn State	--	--	--	--	--	--	--	--	--	--	--	--	--	--
Bradley	--	--	--	--	--	--	--	--	--	--	--	--	--	--
Clemson	--	--	--	--	--	--	--	--	--	--	--	--	--	--
Texas Tech	--	--	--	--	--	--	--	--	--	--	--	--	--	--
Samford	--	--	--	--	--	--	--	--	--	--	--	--	--	--
at Georgia	--	--	--	--	--	--	--	--	--	--	--	--	--	--
Texas A&M	--	--	--	--	--	--	--	--	--	--	--	--	--	--
South Carolina	--	--	--	--	--	--	--	--	--	--	--	--	--	--
at Auburn	--	--	--	--	--	--	--	--	--	--	--	--	--	--
Missouri	--	--	--	--	--	--	--	--	--	--	--	--	--	--
Vanderbilt	--	--	--	--	--	--	--	--	--	--	--	--	--	--
at Florida	--	--	--	--	--	--	--	--	--	--	--	--	--	--
at Arkansas	--	--	--	--	--	--	--	--	--	--	--	--	--	--
Kentucky	--	--	--	--	--	--	--	--	--	--	--	--	--	--
at Ole Miss	--	--	--	--	--	--	--	--	--	--	--	--	--	--
Georgia	--	--	--	--	--	--	--	--	--	--	--	--	--	--
at Texas A&M	--	--	--	--	--	--	--	--	--	--	--	--	--	--
at Mississippi State	--	--	--	--	--	--	--	--	--	--	--	--	--	--
Florida	--	--	--	--	--	--	--	--	--	--	--	--	--	--
Alabama	--	--	--	--	--	--	--	--	--	--	--	--	--	--
at Tennessee	--	--	--	--	--	--	--	--	--	--	--	--	--	--

*-Start

SEASON	TEAM	GP-GS	MIN/AVG	FG-FGA	FG%	3FG-ATT	3FG%	FT-FTA	FT%	ORB	DRB	TRB	AVG	PF-FO	A	TO	BLK	STL	PTS	AVG
2021-22	LSU	0-0	0/0	0-0	.000	0-0	.000	0-0	.000	0	0	0	0.0	0-0	0	0	0	0	0	0.0
TOTAL		0-0	0/0	0-0	.000	0-0	.000	0-0	.000	0	0	0	0.0	0-0	0	0	0	0	0	0.0

Season Highs

Points	--
Rebounds	--
Assists	--
Steals	--
Blocks	--
FG Made	--
FG Attempts	--
FT Made	--
FG Attempts	--

Career Highs

Points	--
Rebounds	--
Assists	--
Steals	--
Blocks	--
FG Made	--
FG Attempts	--
FT Made	--
FG Attempts	--

Player Notes

- Tore her ACL during preseason practice and will miss the season



#14

Sarah Shematsi

Guard/Forward | 6-2 | Junior | Annecy, France

Opponent	Min	FG	3P	FT	ORB	DRB	TRB	PF	Pts.	Asst.	TO	ST	Blocks	+/-
Nicholls	5:42	2-2	1-1	0-0	0	0	0	2	5	1	0	0	0	11
Florida Gulf Coast	--	--	--	--	--	--	--	--	--	--	--	--	--	--
at UL-Lafayette	3:59	0-2	0-2	0-0	0	1	1	1	0	0	0	1	0	2
Tulane	0:21	0-0	0-0	0-0	0	0	0	0	0	0	0	0	0	0
New Mexico State	4:51	0-0	0-0	0-2	0	0	0	0	0	0	0	0	0	-2
Missouri State	--	--	--	--	--	--	--	--	--	--	--	--	--	--
Iowa State	--	--	--	--	--	--	--	--	--	--	--	--	--	--
Texas Southern	11:14	1-4	0-0	0-0	0	3	3	2	2	3	1	1	0	4
Alcorn State	13:41	2-4	2-4	1-2	0	5	5	1	7	0	0	0	0	23
Bradley	14:02	0-2	0-2	0-0	1	7	8	1	0	0	2	1	0	3
Clemson	0:28	0-2	0-2	0-0	0	0	0	0	0	0	0	0	0	0
Texas Tech	3:07	0-0	0-0	0-0	0	1	1	0	0	0	0	0	0	5
Samford	9:03	1-4	0-3	0-0	0	2	2	1	2	1	0	0	0	7
at Georgia	--	--	--	--	--	--	--	--	--	--	--	--	--	--
Texas A&M	--	--	--	--	--	--	--	--	--	--	--	--	--	--
South Carolina	--	--	--	--	--	--	--	--	--	--	--	--	--	--
at Auburn	5:13	1-4	0-1	0-0	1	0	1	1	2	0	0	0	0	-2
Missouri	--	--	--	--	--	--	--	--	--	--	--	--	--	--
Vanderbilt	9:29	1-3	1-2	0-0	0	1	1	0	3	0	1	1	1	1
at Florida	--	--	--	--	--	--	--	--	--	--	--	--	--	--
at Arkansas	7:47	0-2	0-1	0-0	0	1	1	2	0	0	0	0	0	8
Kentucky	--	--	--	--	--	--	--	--	--	--	--	--	--	--
at Ole Miss	--	--	--	--	--	--	--	--	--	--	--	--	--	--
Georgia	--	--	--	--	--	--	--	--	--	--	--	--	--	--
at Texas A&M	0:11	0-0	0-0	0-0	0	0	0	0	0	0	0	0	0	0
at Mississippi State	--	--	--	--	--	--	--	--	--	--	--	--	--	--
Florida	--	--	--	--	--	--	--	--	--	--	--	--	--	--
Alabama	--	--	--	--	--	--	--	--	--	--	--	--	--	--
at Tennessee	--	--	--	--	--	--	--	--	--	--	--	--	--	--

*-Start

SEASON	TEAM	GP-GS	MIN/AVG	FG-FGA	FG%	3FG-ATT	3FG%	FT-FTA	FT%	ORB	DRB	TRB	AVG	PF-FO	A	TO	BLK	STL	PTS	AVG
2020-21	LSU	19-2	209/11.0	20-70	.286	16-49	.327	1-2	.500	5	13	18	0.9	17-0	4	10	1	12	57	3.0
2021-22	LSU	14-0	89/6.4	8-29	.276	4-18	.222	1-4	.250	2	21	23	1.6	11-0	5	5	1	4	21	1.5
TOTAL		33-2	298/9.0	28-99	.283	20-67	.299	2-6	.333	7	34	41	1.2	28-0	9	15	2	16	78	2.4

Season Highs

Points 7 vs. Alcorn St. (12/15/21)
Rebounds 8 vs. BU (12/18/21)
Assists 3 vs. TSU (12/12/21)
Steals 1 twice
Blocks --
FG Made 2 twice
FG Attempts 4 vs. Alcorn St. (12/15/21)
3FG Made 2 vs. Alcorn St. (12/15/21)
FG Attempts 4 vs. Alcorn St. (12/15/21)
FT Made 1 vs. Alcorn St. (12/15/21)
FG Attempts 2 vs. Alcorn St. (12/15/21)

Career Highs

Points 15 vs. UCF (12/4/20)
Rebounds 8 vs. BU (12/18/21)
Assists 3 twice
Steals 2 Twice
Blocks 1 vs. Arkansas (2/21/21)
FG Made 5 vs. UCF (12/4/20)
FG Attempts 12 vs. Arkansas (2/21/21)
3FG Made 5 vs. UCF (12/4/20)
3FG Attempts 8 vs. Arkansas (2/21/21)
FT Made 1 twice
FG Attempts 2 twice

Player Notes

- One of two players on LSU's roster from France



#15

Ajae Petty

Forward | 6-3 | Freshman | Baltimore, Maryland

Opponent	Min	FG	3P	FT	ORB	DRB	TRB	PF	Pts.	Asst.	TO	ST	Blocks	+/-
Nicholls	6:14	0-0	0-0	1-2	1	1	2	1	1	0	0	0	1	4
Florida Gulf Coast	--	--	--	--	--	--	--	--	--	--	--	--	--	--
at UL-Lafayette	3:49	1-3	0-0	0-0	1	2	3	0	2	0	0	0	0	2
Tulane	0:21	0-0	0-0	0-0	0	0	0	0	0	0	0	0	0	0
New Mexico State	2:38	0-0	0-0	0-0	0	1	1	0	0	0	0	0	0	0
Missouri State	--	--	--	--	--	--	--	--	--	--	--	--	--	--
Iowa State	--	--	--	--	--	--	--	--	--	--	--	--	--	--
Texas Southern	13:50	1-2	0-0	3-4	1	4	6	1	5	0	1	1	1	1
Alcorn State	9:02	1-2	0-0	4-8	1	2	3	0	6	0	1	0	0	14
Badley	6:50	0-2	0-0	1-2	1	1	2	1	1	0	1	1	1	-3
Clemson	--	--	--	--	--	--	--	--	--	--	--	--	--	--
Texas Tech	--	--	--	--	--	--	--	--	--	--	--	--	--	--
Samford	13:11	5-6	0-0	2-5	2	3	5	1	12	1	0	0	1	8
at Georgia	--	--	--	--	--	--	--	--	--	--	--	--	--	--
Texas A&M	--	--	--	--	--	--	--	--	--	--	--	--	--	--
South Carolina	3:35	0-0	0-0	0-0	0	2	2	1	0	0	0	0	0	1
at Auburn	6:40	1-1	0-0	0-0	1	4	5	1	2	0	1	0	0	-3
Missouri	--	--	--	--	--	--	--	--	--	--	--	--	--	--
Vanderbilt	--	--	--	--	--	--	--	--	--	--	--	--	--	--
at Florida	--	--	--	--	--	--	--	--	--	--	--	--	--	--
at Arkansas	--	--	--	--	--	--	--	--	--	--	--	--	--	--
Kentucky	--	--	--	--	--	--	--	--	--	--	--	--	--	--
at Ole Miss	--	--	--	--	--	--	--	--	--	--	--	--	--	--
Georgia	--	--	--	--	--	--	--	--	--	--	--	--	--	--
at Texas A&M	--	--	--	--	--	--	--	--	--	--	--	--	--	--
at Mississippi State	--	--	--	--	--	--	--	--	--	--	--	--	--	--
Florida	--	--	--	--	--	--	--	--	--	--	--	--	--	--
Alabama	--	--	--	--	--	--	--	--	--	--	--	--	--	--
at Tennessee	--	--	--	--	--	--	--	--	--	--	--	--	--	--

*-Start

SEASON	TEAM	GP-GS	MIN/AVG	FG-FGA	FG%	3FG-ATT	3FG%	FT-FTA	FT%	ORB	DRB	TRB	AVG	PF-FO	A	TO	BLK	STL	PTS	AVG
2020-21	LSU	19-0	96/5.1	8-17	.471	0-0	.000	1-3	.333	8	10	18	0.9	11-0	1	7	2	0	17	0.9
2021-22	LSU	10-0	66/6.6	9-16	.563	0-0	.000	11-21	.524	8	21	29	2.9	6-0	1	4	4	2	29	2.9
TOTAL		29-0	162/5.6	17-33	.515	0-0	.000	12-24	.500	16	31	47	1.6	17-0	2	11	6	2	46	1.6

Season Highs

Points	12 vs. Samford (12/27/21)
Rebounds	6 vs. TSU (12/12/21)
Assists	1 vs. Samford (12/27/21)
Steals	1 twice
Blocks	1 four times
FG Made	5 vs. Samford (12/27/21)
FG Attempts	6 vs. Samford (12/27/21)
FT Made	4 vs. Alcorn St. (12/15/21)
FG Attempts	8 vs. Alcorn St. (12/15/21)

Career Highs

Points	12 vs. Samford (12/27/21)
Rebounds	6 vs. TSU (12/12/21)
Assists	1 twice
Blocks	2 vs. Auburn (12/31/20)
FG Made	5 vs. Samford (12/27/21)
FG Attempts	6 vs. Samford (12/27/21)
FT Made	4 vs. Alcorn St. (12/15/21)
FT Attempts	8 vs. Alcorn St. (12/15/21)

Player Notes

- Set a career high with 12 points on 5-6 shooting in the win over Samford



#20

Hannah Gusters

Center | 6-5 | Freshman | Dallas, Texas

Opponent	Min	FG	3P	FT	ORB	DRB	TRB	PF	Pts.	Asst.	TO	ST	Blocks	+/-
Nicholls*	24:26	9-14	0-0	1-2	1	5	6	0	19	0	0	1	3	38
Florida Gulf Coast*	17:33	3-6	0-0	1-3	1	0	1	2	7	2	2	0	0	-12
at UL-Lafayette	12:28	2-6	0-0	3-3	2	1	3	2	7	0	3	1	0	2
Tulane	7:42	2-4	0-0	0-0	1	0	1	3	4	0	1	0	1	15
New Mexico State*	16:25	2-5	0-0	2-2	2	3	5	2	6	0	1	0	2	-2
Missouri State	30:28	2-5	0-0	2-4	0	1	1	3	6	1	1	1	2	12
Iowa State	31:07	3-7	0-0	1-2	2	3	5	3	7	1	1	0	1	7
Texas Southern	14:59	4-5	0-0	1-2	2	1	3	0	9	1	1	0	1	22
Alcorn State	--	--	--	--	--	--	--	--	--	--	--	--	--	--
Bradley	--	--	--	--	--	--	--	--	--	--	--	--	--	--
Clemson--	--	--	--	--	--	--	--	--	--	--	--	--	--	--
Texas Tech	--	--	--	--	--	--	--	--	--	--	--	--	--	--
Samford	19:28	0-5	0-0	0-0	2	5	7	1	0	1	1	1	1	20
at Georgia	10:03	1-1	0-0	1-2	0	2	2	0	3	0	0	0	0	-3
Texas A&M	16:49	1-4	0-0	0-0	1	2	3	0	2	1	2	0	1	-8
South Carolina	6:24	1-2	0-0	0-0	0	1	1	2	2	0	0	0	0	-5
at Auburn	18:26	2-9	0-0	7-8	2	2	4	1	13	0	2	0	0	4
Missouri	25:41	3-3	0-0	0-0	1	3	4	4	6	1	3	0	2	0
Vanderbilt	13:57	0-3	0-0	0-0	0	2	2	2	0	1	1	0	0	-17
at Florida	8:55	2-3	0-0	0-0	0	4	4	1	4	0	1	0	1	-6
at Arkansas	8:47	1-3	0-0	0-0	1	0	1	0	2	0	0	0	1	-14
Kentucky	--	--	--	--	--	--	--	--	--	--	--	--	--	--
at Ole Miss	2:21	1-2	0-0	0-0	1	0	1	0	2	0	2	0	0	2
Georgia	12:51	1-3	0-0	0-0	2	4	6	1	2	0	1	0	1	11
at Texas A&M	8:16	0-1	0-0	0-0	0	1	1	1	0	0	0	0	0	-5
at Mississippi State	6:20	0-0	0-0	0-0	0	2	2	1	0	2	1	0	0	1
Florida	13:13	3-3	0-0	0-1	1	1	2	1	6	0	1	1	1	3
Alabama	16:21	2-4	0-0	0-0	0	2	2	1	4	1	1	0	0	-9
at Tennessee	10:49	3-4	0-0	0-0	1	1	2	2	6	0	2	1	0	-7

*-Start

SEASON	TEAM	GP-GS	MIN/AVG	FG-FGA	FG%	3FG-ATT	3FG%	FT-FTA	FT%	ORB	DRB	TRB	AVG	PF-FO	A	TO	BLK	STL	PTS	AVG
2020-21	Baylor	30-0	308/10.3	66-104	.635	0-0	.000	17-27	.630	25	36	61	2.0	40-0	5	26	10	4	149	5.0
2021-22	LSU	24-3	354/14.7	49-102	.480	0-0	.000	19-29	.655	23	46	69	2.9	33-0	12	28	18	6	117	4.9
TOTAL FOR LSU		24-3	354/14.7	49-102	.480	0-0	.000	19-29	.655	23	46	69	2.9	33-0	12	28	18	6	117	4.9
TOTAL		54-3	662/12.3	115-206	.558	0-0	.000	36-56	.643	48	82	130	2.4	73-0	17	54	28	10	266	4.9

Season Highs

Points	19 vs. Nicholls (11/9/21)
Rebounds	6 vs. Nicholls (11/9/21)
Assists	2 vs. FGCU (11/14/21)
Steals	1 three times
Blocks	3 vs. Nicholls (11/9/21)
FG Made	9 vs. Nicholls (11/9/21)
FG Attempts	14 vs. Nicholls (11/9/21)
FT Made	3 at ULL (11/18/21)
FG Attempts	4 vs. Missouri St. (11/27/21)

Career Highs

Points	22 vs. NWST (12/18/20)
Rebounds	10 at Kansas (3/6/21)
Assists	1 Five times
Steals	1 Four times
Blocks	3 vs. Texas Tech (12/14/20)
FG Made	11 vs. NWST (12/18/20)
FG Attempts	14 vs. NWST (12/18/20)
FT Made	5 vs. McNeese (12/19/20)
FT Attempts	6 vs. Kansas St. (2/27/21)

Player Notes

- Transferred to LSU from Baylor to follow Coach Mulkey, becoming her first official commitment after taking the LSU job.
 - Preseason Lisa Leslie Award Watchlist
 - Recorded a game-high 19 points in her LSU debut against Nicholls



#21

Timia Ware

Guard | 5-6 | Freshman | Chicago, Illinois

Opponent	Min	FG	3P	FT	ORB	DRB	TRB	PF	Pts.	Asst.	TO	ST	Blocks	+/-
Nicholls	12:09	0-3	0-2	1-2	0	2	2	2	1	0	2	1	0	2
Florida Gulf Coast	--	--	--	--	--	--	--	--	--	--	--	--	--	--
at UL-Lafayette	4:37	2-3	0-0	0-2	0	1	1	2	4	0	3	2	0	2
Tulane	0:21	0-0	0-0	0-0	0	0	0	0	0	0	0	0	0	0
New Mexico State	4:54	0-0	0-0	0-0	0	0	0	1	0	0	1	1	0	-1
Missouri State	--	--	--	--	--	--	--	--	--	--	--	--	--	--
Iowa State	--	--	--	--	--	--	--	--	--	--	--	--	--	--
Texas Southern	23:07	4-6	1-2	0-0	1	3	4	1	9	5	6	0	1	13
Alcorn State	19:44	5-10	0-2	1-2	1	1	2	1	11	3	1	2	0	30
Bradley	16:18	0-3	0-0	0-2	0	2	2	2	8	0	1	0	0	16
Clemson	1:38	0-0	0-0	0-0	0	0	0	0	0	0	0	0	0	-5
Texas Tech	3:07	0-1	0-1	0-0	0	0	0	0	0	0	0	0	0	5
Samford	22:30	3-7	1	1-2	2	4	6	1	8	2	2	0	0	21
at Georgia	--	--	--	--	--	--	--	--	--	--	--	--	--	--
Texas A&M	2:37	0-1	0-1	0-0	0	0	0	0	0	0	0	0	0	-1
South Carolina	--	--	--	--	--	--	--	--	--	--	--	--	--	--
at Auburn	7:12	0-1	0-0	0-0	1	1	2	0	0	1	1	0	0	2
Missouri	--	--	--	--	--	--	--	--	--	--	--	--	--	--
Vanderbilt	4:16	0-1	0-1	0-0	0	0	0	0	0	0	0	0	0	-10
at Florida	--	--	--	--	--	--	--	--	--	--	--	--	--	--
at Arkansas	8:42	1-2	0-1	0-0	1	0	1	2	2	0	0	0	0	6
Kentucky	--	--	--	--	--	--	--	--	--	--	--	--	--	--
at Ole Miss	--	--	--	--	--	--	--	--	--	--	--	--	--	--
Georgia	--	--	--	--	--	--	--	--	--	--	--	--	--	--
at Texas A&M	0:11	0-0	0-0	0-0	0	0	0	0	0	0	0	0	0	0
at Mississippi State	--	--	--	--	--	--	--	--	--	--	--	--	--	--
Florida	--	--	--	--	--	--	--	--	--	--	--	--	--	--
Alabama	2:36	0-0	0-0	0-0	0	0	0	0	0	0	0	1	0	5
at Tennessee	--	--	--	--	--	--	--	--	--	--	--	--	--	--

*-Start

SEASON	TEAM	GP-GS	MIN/AVG	FG-FGA	FG%	3FG-ATT	3FG%	FT-FTA	FT%	ORB	DRB	TRB	AVG	PF-FO	A	TO	BLK	STL	PTS	AVG
2021-22	LSU	16-0	134/8.4	15-38	.395	2-11	.182	3-10	.300	6	14	20	1.3	12-0	12	20	1	8	35	2.2
TOTAL		16-0	134/8.4	15-38	.395	2-11	.182	3-10	.300	6	14	20	1.3	12-0	12	20	1	8	35	2.2

Season Highs

Points	11 vs. Alcorn St. (12/15/21)
Rebounds	6 vs. Samford (12/27/21)
Assists	5 vs. TSU (12/12/21)
Steals	2 twice
Blocks	1 vs. TSU (12/12/21)
FG Made	5 vs. Alcorn St. (12/15/21)
FG Attempts	10 vs. Alcorn St. (12/15/21)
FT Made	1 three times
FG Attempts	2 four times

Career Highs

Points	11 vs. Alcorn St. (12/15/21)
Rebounds	6 vs. Samford (12/27/21)
Assists	5 vs. TSU (12/12/21)
Steals	2 twice
Blocks	1 vs. TSU (12/12/21)
FG Made	5 vs. Alcorn St. (12/15/21)
FG Attempts	10 vs. Alcorn St. (12/15/21)
FT Made	1 three times
FG Attempts	2 four times

Player Notes



#23

Amani Bartlett

Forward | 6-3 | Freshman | Cleveland, Texas

Opponent	Min	FG	3P	FT	ORB	DRB	TRB	PF	Pts.	Asst.	TO	ST	Blocks	+/-
Nicholls	3:17	0-0	0-0	0-0	0	0	0	0	0	0	0	0	0	0
Florida Gulf Coast	--	--	--	--	--	--	--	--	--	--	--	--	--	--
at UL-Lafayette	1:36	0-0	0-0	0-0	0	0	0	0	0	0	0	0	0	1
Tulane	0:21	0-0	0-0	0-0	0	0	0	0	0	0	0	0	0	0
New Mexico State	1:05	0-0	0-0	0-0	0	1	1	0	0	0	0	0	0	0
Missouri State	--	--	--	--	--	--	--	--	--	--	--	--	--	--
Iowa State	--	--	--	--	--	--	--	--	--	--	--	--	--	--
Texas Southern	13:50	3-4	0-0	2-2	1	0	1	1	8	0	0	1	1	1
Alcorn State	12:23	1-1	0-0	0-0	1	0	1	1	2	0	1	1	0	12
Bradley	4:09	0-1	0-0	0-0	1	0	1	0	0	0	1	0	0	-5
Clemson	--	--	--	--	--	--	--	--	--	--	--	--	--	--
Texas Tech	--	--	--	--	--	--	--	--	--	--	--	--	--	--
Samford	--	--	--	--	--	--	--	--	--	--	--	--	--	--
at Georgia	--	--	--	--	--	--	--	--	--	--	--	--	--	--
Texas A&M	--	--	--	--	--	--	--	--	--	--	--	--	--	--
South Carolina	--	--	--	--	--	--	--	--	--	--	--	--	--	--
at Auburn	5:13	0-1	0-0	1-2	1	2	3		1	1	1	0	4	-2
Missouri	--	--	--	--	--	--	--	--	--	--	--	--	--	--
Vanderbilt	2:49	0-0	0-0	0-0	0	0	0	0	0	0	0	0	0	-6
at Florida	--	--	--	--	--	--	--	--	--	--	--	--	--	--
at Arkansas	--	--	--	--	--	--	--	--	--	--	--	--	--	--
Kentucky	--	--	--	--	--	--	--	--	--	--	--	--	--	--
at Ole Miss	--	--	--	--	--	--	--	--	--	--	--	--	--	--
Georgia	--	--	--	--	--	--	--	--	--	--	--	--	--	--
at Texas A&M	--	--	--	--	--	--	--	--	--	--	--	--	--	--
at Mississippi State	--	--	--	--	--	--	--	--	--	--	--	--	--	--
Florida	--	--	--	--	--	--	--	--	--	--	--	--	--	--
Alabama	--	--	--	--	--	--	--	--	--	--	--	--	--	--
at Tennessee	--	--	--	--	--	--	--	--	--	--	--	--	--	--

*-Start

SEASON	TEAM	GP-GS	MIN/AVG	FG-FGA	FG%	3FG-ATT	3FG%	FT-FTA	FT%	ORB	DRB	TRB	AVG	PF-FO	A	TO	BLK	STL	PTS	AVG
2021-22	LSU	9-0	45/5.0	4-7	.571	0-0	.000	3-4	.750	4	3	7	0.8	4-0	1	2	5	1	11	1.2
TOTAL		9-0	45/5.0	4-7	.571	0-0	.000	3-4	.750	4	3	7	0.8	4-0	1	2	5	1	11	1.2

Season Highs

Points	8 vs. TSU (12/12/21)
Rebounds	1 three times
Assists	--
Steals	1 twice
Blocks	4 at Auburn (1/9/22)
FG Made	3 vs. TSU (12/12/21)
FG Attempts	4 vs. TSU (12/12/21)
FT Made	2 vs. TSU (12/12/21)
FG Attempts	2 vs. TSU (12/12/21)

Career Highs

Points	8 vs. TSU (12/12/21)
Rebounds	1 twice
Assists	--
Steals	1 twice
Blocks	4 at Auburn (1/9/22)
FG Made	3 vs. TSU (12/12/21)
FG Attempts	4 vs. TSU (12/12/21)
FT Made	2 vs. TSU (12/12/21)
FG Attempts	2 vs. TSU (12/12/21)

Player Notes



#24

Faustine Aifuwa

Center | 6-5 | Graduate Student | Dacula, Georgia

Opponent	Min	FG	3P	FT	ORB	DRB	TRB	PF	Pts.	Asst.	TO	ST	Blocks	+/-
Nicholls	16:14	3-7	0-0	2-5	2	2	4	1	8	0	1	2	0	12
Florida Gulf Coast	14:12	4-12	0-0	2-3	2	4	6	0	10	0	0	0	0	-5
at UL-Lafayette*	7:55	0-3	0-0	1-2	2	3	5	2	1	0	2	0	0	-5
Tulane*	27:02	8-10	0-0	1-4	6	2	8	3	17	1	1	0	3	4
New Mexico State	21:51	3-11	0-0	2-2	3	5	8	2	8	0	1	0	2	20
Missouri State*	8:41	2-5	0-0	0-0	0	0	0	4	4	0	1	1	0	0
Iowa State*	16:49	2-5	0-0	2-2	1	3	4	1	6	0	1	0	0	2
Texas Southern*	11:55	7-9	0-0	0-1	2	3	5	1	14	0	0	0	1	23
Alcorn State*	18:08	2-3	0-0	1-2	1	2	3	1	5	1	2	0	0	27
Bradley*	17:40	7-10	0-0	0-2	9	2	11	2	14	2	1	0	0	24
Clemson*	27:34	4-8	0-0	5-10	3	8	11	5	13	0	0	1	2	9
Texas Tech*	24:46	5-9	0-0	0-0	5	3	8	2	10	0	3	0	2	12
Samford*	22:20	2-5	0-0	5-6	5	1	6	4	9	2	1	1	1	26
at Georgia*	37:28	8-11	0-0	1-2	2	7	9	2	17	3	1	1	2	8
Texas A&M*	19:58	3-6	0-0	2-2	2	2	4	5	8	0	1	0	2	17
South Carolina*	29:48	5-7	0-0	2-4	2	2	4	5	12	0	2	1	1	1
at Auburn*	22:15	5-9	0-0	0-0	2	3	5	3	10	0	2	0	4	32
Missouri*	30:08	7-13	0-0	1-1	5	1	6	4	15	0	1	0	2	13
Vanderbilt*	29:00	10-12	0-0	0-1	3	4	7	3	20	2	3	1	1	25
at Florida*	25:44	3-5	0-0	0-0	1	4	5	2	6	2	3	0	1	2
at Arkansas*	22:06	3-6	0-0	0-1	2	5	7	3	6	0	2	0	1	-15
Kentucky*	38:58	5-12	0-0	4-6	4	4	8	2	14	1	0	1	2	9
at Ole Miss*	37:57	9-19	0-0	2-3	5	9	14	3	20	0	2	1	0	2
Georgia*	18:38	0-2	0-0	1-2	2	3	5	4	1	0	1	1	0	-2
at Texas A&M*	32:33	2-8	0-0	2-2	2	6	8	2	6	0	3	2	4	23
at Mississippi State*	25:12	2-8	0-0	2-2	2	10	12	3	6	0	2	0	2	-2
Florida*	25:22	5-6	0-0	0-1	2	4	6	3	10	1	1	0	5	6
Alabama*	22:32	5-7	0-0	2-5	2	3	5	3	12	0	0	1	3	19
at Tennessee*	19:30	2-5	0-0	2-2	1	5	6	5	6	0	1	0	2	7

*-Start

SEASON	TEAM	GP-GS	MIN/AVG	FG-FGA	FG%	3FG-ATT	3FG%	FT-FTA	FT%	ORB	DRB	TRB	AVG	PF-FO	A	TO	BLK	STL	PTS	AVG
2017-18	LSU	28-15	503/18.0	60-137	.438	0-0	.000	24-46	.522	54	86	140	5.0	85-4	10	50	44	71	44	5.1
2018-19	LSU	29-28	796/27.5	121-258	.469	0-0	.000	37-67	.552	71	115	186	6.4	78-1	16	61	42	30	279	9.6
2019-20	LSU	30-30	874/29.1	143-311	.460	0-1	.000	41-79	.519	70	167	237	7.9	82-1	15	71	63	18	327	10.9
2020-21	LSU	22-22	714/32.4	100-236	.424	2-6	.333	41-63	.651	75	120	195	8.9	71-1	13	37	39	17	243	11.0
2021-22	LSU	29-26	673/23.2	123-233	.528	0-0	.000	42-73	.575	80	110	190	6.6	80-4	15	39	43	14	288	9.9
TOTAL		138-121	3560/25.8	547-1175	.466	2-7	.286	185-328	.564	350	598	948	6.9	396-11	69	258	231	86	1281	9.3

Season Highs

Points 20 twice
Rebounds 14 at Ole Miss (2/7/22)
Assists 3 at UGA (12/30/21)
Steals 2 vs. Nicholls (11/9/21)
Blocks 4 at Auburn (1/9/22)
FG Made 8 twice
FG Attempts 12 vs. FGCU (11/14/21)
FT Made 5 vs. Samford (12/27/21)
FG Attempts 6 vs. Samford (12/27/21)

Career Highs

Points 20 Four times
Rebounds 16 Three times
Assists 3 vs. Florida (2/21/19)
Steals 4 at Ole Miss (1/10/19)
Blocks 7 Three times
FG Made 10 Three times
FG Attempts 18 Twice
3FG Made 1 Twice
3FG Attempts 2 Twice
FT Made 5 twice
FT Attempts 8 Twice

Season Honors

- No. 2 on LSU's all-time blocks list (193) behind only Sylvia Fowles (321)
- With 8 points in the season opener, she surpassed 1,000 career points
- Has recorded 7 blocks in a game three times, most recently at No. 1 South Carolina
- One of 12 players in program history with 790+ rebounds and needs 41 to break into the program's top-10
- Has recorded 20 double-doubles



#30

Grace Hall

Forward | 6-1 | Freshman | Chicago, Illinois

Opponent	Min	FG	3P	FT	ORB	DRB	TRB	PF	Pts.	Asst.	TO	ST	Blocks	+/-
Nicholls	0:27	0-0	0-0	0-0	0	0	0	0	0	0	0	0	0	0
Florida Gulf Coast	--	--	--	--	--	--	--	--	--	--	--	--	--	--
at UL-Lafayette	--	--	--	--	--	--	--	--	--	--	--	--	--	--
Tulane	0:21	0-0	0-0	0-0	0	0	0	0	0	0	0	0	0	0
New Mexico State	1:05	0-0	0-0	0-0	0	0	0	0	0	0	0	0	0	0
Missouri State	--	--	--	--	--	--	--	--	--	--	--	--	--	--
Iowa State	--	--	--	--	--	--	--	--	--	--	--	--	--	--
Texas Southern	11:23	2-2	2-2	2-2	0	1	1	0	8	2	1	0	0	5
Alcorn State	12:38	3-3	2-2	2-2	1	3	4	0	10	0	1	1	0	23
Bradley	5:14	0-3	0-2	0-0	0	0	0	0	0	0	1	0	0	-17
Clemson	--	--	--	--	--	--	--	--	--	--	--	--	--	--
Texas Tech	--	--	--	--	--	--	--	--	--	--	--	--	--	--
Samford	4:01	1-1	1-1	0-0	0	0	0	1	3	0	0	0	0	0
at Georgia	--	--	--	--	--	--	--	--	--	--	--	--	--	--
Texas A&M	--	--	--	--	--	--	--	--	--	--	--	--	--	--
South Carolina	--	--	--	--	--	--	--	--	--	--	--	--	--	--
at Auburn	--	--	--	--	--	--	--	--	--	--	--	--	--	--
Missouri	--	--	--	--	--	--	--	--	--	--	--	--	--	--
Vanderbilt	--	--	--	--	--	--	--	--	--	--	--	--	--	--
at Florida	--	--	--	--	--	--	--	--	--	--	--	--	--	--
at Arkansas	--	--	--	--	--	--	--	--	--	--	--	--	--	--
Kentucky	--	--	--	--	--	--	--	--	--	--	--	--	--	--
at Ole Miss	--	--	--	--	--	--	--	--	--	--	--	--	--	--
Georgia	--	--	--	--	--	--	--	--	--	--	--	--	--	--
at Texas A&M	--	--	--	--	--	--	--	--	--	--	--	--	--	--
at Mississippi State	--	--	--	--	--	--	--	--	--	--	--	--	--	--
Florida	--	--	--	--	--	--	--	--	--	--	--	--	--	--
Alabama	--	--	--	--	--	--	--	--	--	--	--	--	--	--
at Tennessee	--	--	--	--	--	--	--	--	--	--	--	--	--	--

*-Start

SEASON	TEAM	GP-GS	MIN/AVG	FG-FGA	FG%	3FG-ATT	3FG%	FT-FTA	FT%	ORB	DRB	TRB	AVG	PF-FO	A	TO	BLK	STL	PTS	AVG
2021-22	LSU	7-0	35/5.0	6-9	.667	5-7	.714	4-4	1.000	1	4	5	0.7	1-0	2	3	0	1	21	3.0
TOTAL		7-0	35/5.0	6-9	.667	5-7	.714	4-4	1.000	1	4	5	0.7	1-0	2	3	0	1	21	3.0

Season Highs

Points	10 vs. Alcorn St. (12/15/21)
Rebounds	4 vs. Alcorn St. (12/15/21)
Assists	2 vs. TSU (12/12/21)
Steals	1 vs. Alcorn St. (12/15/21)
Blocks	--
FG Made	3 vs. Alcorn St. (12/15/21)
FG Attempts	3 vs. Alcorn St. (12/15/21)
3FG Made	2 twice
3FG Attempts	2 twice
FT Made	2 twice
FG Attempts	2 twice

Career Highs

Points	10 vs. Alcorn St. (12/15/21)
Rebounds	4 vs. Alcorn St. (12/15/21)
Assists	2 vs. TSU (12/12/21)
Steals	1 vs. Alcorn St. (12/15/21)
Blocks	--
FG Made	3 vs. Alcorn St. (12/15/21)
FG Attempts	3 vs. Alcorn St. (12/15/21)
3FG Made	2 twice
3FG Attempts	2 twice
FT Made	2 twice
FG Attempts	2 twice

Player Notes

- Has made her first five field goal attempts and four three-point attempts of her college career



#32

Awa Trasi

Forward | 6-1 | Senior | Toulouse, France

Opponent	Min	FG	3P	FT	ORB	DRB	TRB	PF	Pts.	Asst.	TO	ST	Blocks	+/-
Nicholls	8:29	0-0	0-0	2-2	1	1	2	2	2	1	0	1	0	4
Florida Gulf Coast	20:09	2-4	0-0	0-0	1	1	2	5	4	2	1	1	0	-3
at UL-Lafayette	22:26	6-7	1-1	4-5	2	4	6	1	17	0	2	0	0	27
Tulane*	9:54	3-4	0-0	1-1	1	2	3	0	7	0	1	0	0	1
New Mexico State*	13:08	3-4	0-0	1-1	0	1	1	3	7	1	0	0	0	8
Missouri State	3:23	0-1	0-0	0-0	0	0	0	0	0	0	0	0	0	-2
Iowa State	7:14	0-1	0-0	0-0	0	0	0	1	0	0	1	0	0	2
Texas Southern*	11:11	1-1	0-0	3-3	1	3	4	0	5	0	2	0	1	18
Alcorn State	18:21	3-4	0-0	2-4	3	1	4	1	8	2	0	2	0	33
Bradley	15:14	2-5	0-0	4-4	0	2	2	2	8	0	1	0	0	16
Clemson	20:57	3-3	0-0	1-2	2	3	5	4	7	0	3	1	0	12
Texas Tech	16:43	0-4	0-0	0-0	2	3	5	2	0	0	1	0	0	0
Samford	--	--	--	--	--	--	--	--	--	--	--	--	--	--
at Georgia	0:28	0-0	0-0	0-0	0	0	0	0	0	0	0	0	0	0
Texas A&M	12:21	2-3	0-0	0-0	2	1	3	1	4	0	0	0	0	1
South Carolina	5:52	0-1	0-1	0-0	0	0	0	3	0	0	0	0	0	-6
at Auburn	4:16	0-0	0-0	0-0	0	0	0	0	0	0	0	0	1	-1
Missouri	8:28	0-0	0-0	0-0	1	0	1	0	0	1	2	2	0	-8
Vanderbilt*	22:29	1-5	0-0	2-4	4	3	7	3	4	1	1	0	1	24
at Florida	14:35	1-1	0-0	1-2	3	1	4	3	3	0	0	0	0	0
at Arkansas	11:38	0-0	0-0	1-2	0	3	3	1	1	0	0	0	0	-4
Kentucky	9:27	0-1	0-0	0-0	4	0	4	0	0	0	1	0	0	-7
at Ole Miss	4:22	0-1	0-0	0-0	1	2	3	1	0	0	1	0	0	3
Georgia	13:34	1-2	0-0	0-0	2	2	4	2	2	1	1	1	0	4
at Texas A&M	3:44	0-1	0-0	0-2	2	1	3	2	0	0	0	0	0	-1
at Mississippi State	8:38	1-1	0-0	0-0	0	2	2	0	2	0	1	0	0	18
Florida	11:34	0-2	0-0	0-0	2	3	5	0	0	0	1	0	0	0
Alabama	4:47	0-1	0-0	0-0	0	0	0	0	0	0	0	1	0	-4
at Tennessee	10:36	0-1	0-0	0-0	0	4	4	1	0	0	0	1	0	1

*-Start

SEASON	TEAM	GP-GS	MIN/AVG	FG-FGA	FG%	3FG-ATT	3FG%	FT-FTA	FT%	ORB	DRB	TRB	AVG	PF-FO	A	TO	BLK	STL	PTS	AVG
2019-20	LSU	30-9	618/20.6	72-186	.387	27-73	.370	25-36	.694	46	64	110	3.7	82-4	22	53	7	16	196	6.5
2020-21	LSU	21-18	571/27.2	62-152	.408	5-32	.156	32-41	.780	35	48	83	4.0	77-5	16	46	4	19	161	7.7
2021-22	LSU	28-4	314/11.2	29-58	.500	1-2	.500	22-32	.688	34	43	77	2.8	38-1	9	21	3	9	81	2.9
TOTAL		79-31	1503/19.0	163-396	.412	33-107	.308	79-109	.725	115	155	270	3.4	197-10	47	120	14	44	438	5.5

Season Highs

Points	17 at ULL (11/18/21)
Rebounds	6 at ULL (11/18/21)
Assists	2 twice
Steals	2 vs. Alcorn St. (12/15/21)
Blocks	1 vs. TSU (12/12/21)
FG Made	6 at ULL (11/18/21)
FG Attempts	7 at ULL (11/18/21)
FT Made	4 twice
FG Attempts	5 at ULL (11/18/21)

Career Highs

Points	22 vs. Tennessee (2/13/20)
Rebounds	10 vs. MSU (3/6/20)
Assists	4 vs. UNO (11/5/19)
Steals	3 vs. Nicholls (12/3/19)
Blocks	2 at Ole Miss (1/4/21)
FG Made	8 vs. Tennessee (2/13/20)
FG Attempts	18 vs. Tennessee (2/13/20)
3FG Made	5 vs. Tennessee (2/13/20)
3FG Attempts	10 vs. Tennessee (2/13/20)
FT Made	7 vs. Ole Miss (1/31/21)
FT Attempts	8 vs. Ole Miss (1/31/21)

Player Notes

- Helped LSU's offense get going in the win over ULL, leading the Tigers with 17 in their first road game
 - One of two players from France on LSU's roster



#45

Alexis Morris

Guard | 5-6 | Senior | Beaumont, Texas

Opponent	Min	FG	3P	FT	ORB	DRB	TRB	PF	Pts.	Asst.	TO	ST	Blocks	+/-
Nicholls	--	--	--	--	--	--	--	--	--	--	--	--	--	--
Florida Gulf Coast	37:36	5-11	0-3	2-4	2	3	5	3	12	2	4	4	2	-9
at UL-Lafayette*	33:46	5-13	0-3	0-0	0	4	4	2	10	2	2	3	1	32
Tulane*	39:04	5-13	0-4	2-2	0	5	5	2	12	5	3	2	0	20
New Mexico State*	31:43	3-8	0-4	6-6	4	3	7	1	12	2	1	1	0	27
Missouri State*	32:22	4-6	1-1	4-6	0	2	2	1	13	1	2	1	0	5
Iowa State*	40:00	9-18	5-7	2-4	0	4	4	1	25	2	1	2	0	9
Texas Southern*	18:58	4-6	1-2	2-2	0	2	2	1	11	4	1	2	0	32
Alcorn State*	17:10	7-11	0-2	0-0	0	2	2	0	14	1	0	2	0	27
Bradley*	25:41	7-12	1-5	2-2	0	3	3	0	17	5	1	2	0	23
Clemson*	37:30	6-15	0-4	8-15	2	4	6	3	12	5	1	3	0	15
Texas Tech*	27:05	6-12	0-1	1-1	0	2	2	2	13	6	1	1	0	4
Samford	--	--	--	--	--	--	--	--	--	--	--	--	--	--
at Georgia*	40:00	3-8	0-2	2-2	0	4	4	1	8	6	1	6	0	6
Texas A&M*	36:37	9-16	4-9	8-12	1	4	5	2	30	3	3	1	0	8
South Carolina*	39:20	7-17	0-2	0-0	0	0	0	2	14	2	1	1	0	-6
at Auburn*	31:26	4-8	1-1	0-0	2	3	5	1	9	3	2	1	1	28
Missouri*	43:24	8-18	1-8	0-0	0	7	7	2	17	2	3	3	1	3
Vanderbilt*	32:50	9-13	1-3	1-2	0	7	7	3	20	2	5	2	0	26
at Florida*	30:52	4-13	0-1	0-0	2	3	5	3	8	1	3	1	1	-10
at Arkansas	33:35	9-18	3-6	1-2	2	4	6	1	22	1	1	3	0	-6
Kentucky*	40:00	8-16	2-4	2-4	0	2	2	3	20	4	1	0	0	9
at Ole Miss*	40:00	6-12	1-1	4-8	1	5	6	4	17	2	2	3	0	4
Georgia*	38:47	5-15	3-4	13-14	0	5	5	1	26	6	6	1	0	6
at Texas A&M*	39:49	10-16	3-5	2-2	1	6	7	1	25	3	1	0	0	16
at Mississippi State*	37:56	7-18	2-6	7-7	0	2	2	1	23	1	0	1	0	14
Florida*	37:39	5-15	0-2	10-12	1	5	6	3	20	3	2	1	0	5
Alabama*	1:27	0-1	0-1	0-0	0	0	0	0	0	0	0	0	0	2
at Tennessee	--	--	--	--	--	--	--	--	--	--	--	--	--	--

*-Start

SEASON	TEAM	GP-GS	MIN/AVG	FG-FGA	FG%	3FG-ATT	3FG%	FT-FTA	FT%	ORB	DRB	TRB	AVG	PF-FO	A	TO	BLK	STL	PTS	AVG
2017-18	Baylor	34-8	891/26.2	119-270	.441	30-65	.462	51-61	.836	12	87	99	2.9	70-0	116	60	1	29	319	9.4
2019-20	RU	7-0	59/8.4	3-12	.250	0-2	.000	1-2	.500	1	4	5	0.7	7-0	4	6	0	5	7	1.0
2020-21	TA&M	20-0	187/9.4	36-77	.468	6-16	.375	42-49	.857	5	21	26	1.3	18-0	26	24	0	9	120	6.0
2021-22	LSU	26-25	866/33.3	153-325	.471	30-92	.326	74-95	.779	18	91	109	4.2	44-0	75	48	6	47	410	15.8
TOTAL FOR LSU		26-25	866/33.3	153-325	.471	30-92	.326	74-95	.779	18	91	109	4.2	44-0	75	48	6	47	410	15.8
TOTAL		87-33	2003/23.0	311-684	.455	66-175	.377	168-207	.812	36	203	239	2.7	139-0	221	138	7	90	856	9.8

Season Highs

Points	30 vs. TAMU (1/2/22)
Rebounds	7 three times
Assists	6 three times
Steals	6 at No. 13 UGA (12/30/21)
Blocks	2 vs. FGCU (11/14/21)
FG Made	10 at Texas A&M (2/13/22)
FG Attempts	18 vs. No. 14 Iowa St. (12/2/21)
3FG Made	5 vs. No. 14 Iowa St. (12/2/21)
3FG Attempts	9 vs. TAMU (1/2/22)
FT Made	13 vs Georgia (2/10/22)
FG Attempts	14 vs Georgia (2/10/22)

Career Highs

Points	30 vs. TAMU (1/2/22)
Rebounds	7 three times
Assists	8 twice
Steals	4 three times
Blocks	2 vs. FGCU (11/14/21)
FG Made	9 three times
FG Attempts	19 vs. Oregon St. (3/23/18)
3FG Made	5 vs. No. 14 Iowa St. (12/2/21)
3FG Attempts	9 vs. TAMU (1/2/22)
FT Made	13 vs Georgia (2/10/22)
FG Attempts	14 vs Georgia (2/10/22)

Player Notes

- Her block with time expiring in the Missouri game secured LSU's OT win
 -Set a career high with 30 against Texas A&M, the team she transferred to LSU from.
 - Had a career day to lead LSU to a win over No. 14 Iowa St. with 25 points, including five threes playing all 40 minutes
 -Played for Coach Mulkey at Baylor as a freshman and was named to the Big 12 All-Freshman team



© 2012 by Michael McConnell, Kevin D. Heston, Karlene Tobi.

Offizieller Michael McConnell, Kevin Dittiel, Karlmann Tobi

No. #		Record: 48																
Category	PG	Min	MA	3P	FT	Rebounds	OR	TR	Fouls	PF	TP	AS	TO	ST	BS	BLKS	+/-	
15	Kate Petrovic	F	24:41	3-7	2-6	0-0	0	1	1	3	0	8	0	2	0	0	0	-19
32	Tera Snell	F	18:44	1-4	0-2	0-0	0	1	1	2	0	0	0	0	0	1	11	
3	Tay Cannon	G	35:22	4-12	3-3	0-0	1	1	2	4	5	3	6	2	1	0	-33	
10	Kennedy Hansberry	G	28:56	2-8	1-3	1-9	2	3	5	0	7	12	3	3	1	0	-31	
1	Lydia Thomas	G	16:14	1-3	1-2	0-7	0	1	1	0	0	0	0	0	0	0	0	
22	Jazmine McMillan	G	22:20	3-6	0-2	0-0	2	5	2	0	0	1	4	1	0	0	-25	
24	Sandra Cannon	F	20:10	0-2	0-1	0-0	2	1	3	1	2	0	6	2	2	2	0	
0	Li Critton	F	13:57	0-2	0-0	0-0	1	0	1	4	0	0	3	0	0	1	-23	
25	Jada Farrell	F	01:20	0-0	0-0	0-0	0	0	0	0	0	0	0	0	0	0	-3	
11	Sydni Tangle	F	13:21	1-3	1-3	0-0	0	0	0	0	0	3	3	2	1	0	-21	
2	Lylynn	F	03:37	0-1	0-1	0-0	0	0	0	0	0	0	0	0	0	0	-2	
5	Eve McFarland	F	01:08	0-0	0-0	0-0	0	0	0	1	0	0	0	0	0	0	0	
Team							2	3	5	0	0	1	2	0	0	0	0	
Totals			15:48	8-23	11-13	10	14	24	18	15	49	12	29	8	4	5	-38	

Shooting By Period	
1 st FG	7-12 58.3%
3PT%	4-5 80.0%
FT%	1-1 100%
2 nd FG	1-12 8.3%
3PT%	0-2 0%
FT%	0-4 0%
3 rd FG	3-11 27.3%
3PT%	28 25.0%
FT%	0 0
4 th FG	4-13 30.8%
3PT%	2-8 25.0%
FT%	5-6 83.3%
GMFG	15-48 31.3%
3PT%	8-23 34.8%
FT%	11-13 84.6%

Technical Fouls: NONE

Technical Fouls: NONE

SU - 47		Record - 40										Technical Points - None											
NO. Name	Min	Min	FP	3P	4P	FT	Rebounds	OR	DR	TR	Fouls	PF	TD	AS	TO	ST	Blocks	BS	BA	+/-	Shooting By Percentage		
																					1st FG	3P%	
0 Autumn Newby	F	21:15	3-7	0-0	2-3	11	1	12	2	4	8	0	0	2	0	1	0	0	0	0	1st FG	7-16	43.8%
1 Hannah Gusters	C	16:22	4-5	0-0	3-3	2	2	4	0	3	11	0	5	1	0	0	0	0	0	0	3P%	3-7	42.9%
2 Jalin Cherry	D	26:59	6-11	0-2	0-0	3	3	3	1	4	12	4	7	6	0	0	0	0	0	0	1P%	3-3	100%
3 Janyia Pointer	G	26:33	10-15	0-6	2-2	2	3	5	0	0	24	0	0	1	0	0	0	0	0	0	2nd FG	8-17	47.1%
14 Sarah Shearns	GF	15:47	2-4	0-0	0-0	2	2	0	0	0	6	3	0	0	1	0	0	0	0	0	3P%	1-4	25.0%
24 Faustina Alfawa		13:04	0-3	0-0	1-2	1	2	3	2	1	1	0	2	3	1	0	3	0	0	0	3rd FG	12-22	54.5%
10 Ryann Payne		17:08	1-3	0-1	1-2	0	1	1	2	1	3	5	0	1	0	0	0	0	0	0	3P%	0-2	0.0%
32 Awa Trasi		17:01	2-8	1-1	0-0	1	2	3	2	2	5	0	1	1	0	0	0	0	0	0	1P%	1-1	100%
15 Ajma Pate		14:01	2-5	0-0	1-1	5	2	7	1	1	4	4	0	3	1	0	0	1	0	0	4th FG	8-18	44.4%
21 Tiaa Ware		11:27	3-6	2-3	0-1	1	1	2	2	1	9	3	0	1	0	1	0	1	0	0	3P%	3-6	50.0%
23 Amari Bartlett		08:48	2-10	0-0	0-0	1	2	3	0	0	0	0	1	1	0	1	1	0	0	0	GM FG	35-73	47.9%
Team						1	2	3	0	0	0	0	0	0	1	1	5	0	0	0	3P%	7-19	36.8%
Totals		35:73	7-19	10-14	27	21	48	15	18	87	19	20	15	5	4	3	36						

Technical Fouls: NONE

FI%	10-14	71.4%
D	12-15	1.4%

	LOY	LSU	Points from		LOY	LSU	Period by Period Scoring					
Biggest lead	4 (1 st 1:40)	38 (4 th 1:30)	Turnovers	16	36	1 st	2 nd	3 rd	4 th	TOT		
Best Scoring Run	7 (4 th 5:27)	14 (2 nd 0:58)	Paint	10	38	LOY	19	7	8	15	49	
Lead Changes		6	Second Chance	9	31							
Times Tied		6	Fast Breaks	2	19	LSU	20	22	25	20	87	
Time with Lead	02:27	22:12	Bench	0	26							

Exhibition



Officials: Mark Zentz, Maggie Tieman, Sall Escho

Officials: Mark Zentz, Maggie Tieman, Salf Esho

[illegible]

Technical Fouls: NONE

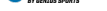
Technical Fouls::NONE

LSU - 74		Record: 1-1												
NO. NAME	Min	FG M-A	3P M-A	FT M-A	Rebounds OR DR TOT	Fouls P F	TP	AS	TO	ST	Blocks BS BA	+/-	Shooting By Period	
0 Autumn Newby	28:06	1-4	0-0	2-2	3 6 9	1 2	4	0	1	1	0	-8	1st FG%	9-21 42.9%
20 Hannah Gusters	C 17:33	3-6	0-0	1-3	1 0 1	2 2 7	2	2	2	0	0	-12	3PT%	0-0 0.0%
1 Jalin Cherry	G 24:25	4-10	0-1	0	1 3 4	3 2	8	0	1	3	2	0	2nd FG%	9-20 45.0%
3 Khayla Pointer	G 40:00	9-17	1-2	4-5	1 9 10	2 7 6	23	5	6	0	0	-14	3PT%	1-3 33.3%
10 Ryan Payne	G 17:59	3-6	0-0	0-0	1 1 2	0 0	6	0	1	0	0	-8	3PT%	1-3 33.3%
45 Alexis Morris	27:39	5-11	0-3	2-4	2 3 5	3 3 12	2	4	4	2	0	-9	3rd FG%	6-14 42.9%
32 Awa Traci	20:30	2-4	0-0	0-0	1 1 2	5 0 4	4	2	1	1	0	-3	3PT%	0-1 0.0%
24 Faustine Aifuwa	14:12	4-12	0-0	2-3	2 4 6	0 4	10	0	0	0	0	-5	3PT%	1-5 33.3%
Team					2 2 4	0	0						4th FG%	7-15 46.7%
Totals	31:70	1-6	11-17	14 29 43	16 20 74	11 16 9	4	4	4	4	-14		FT%	4-5 80%
Technical Fouls: NONE														
													GM FG%	31-70 44.3%
													3PT%	1-6 16.7%
													FT%	11-17 64.7%

Technical Fouls: NONE

Technical Fouls::NONE

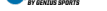
[illegible]

Technical Fouls: NONEDead Ball Rebounds: 5, 0Technical Fouls: NONEDead Ball Rebounds: 1,3[illegible]

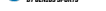
	10	20	30	40	50	60	70	80	90	100	110	120	130	140	150	160	170	180	190	200	210	220	230	240	250	260	270	280	290	300	310	320	330	340	350	360	370	380	390	400	410	420	430	440	450	460	470	480	490	500	510	520	530	540	550	560	570	580	590	600	610	620	630	640	650	660	670	680	690	700	710	720	730	740	750	760	770	780	790	800	810	820	830	840	850	860	870	880	890	900	910	920	930	940	950	960	970	980	990	1000
	10	20	30	40	50	60	70	80	90	100	110	120	130	140	150	160	170	180	190	200	210	220	230	240	250	260	270	280	290	300	310	320	330	340	350	360	370	380	390	400	410	420	430	440	450	460	470	480	490	500	510	520	530	540	550	560	570	580	590	600	610	620	630	640	650	660	670	680	690	700	710	720	730	740	750	760	770	780	790	800	810	820	830	840	850	860	870	880	890	900	910	920	930	940	950	960	970	980	990	1000

Dead Ball Rebounds: 3, (Technical Faculty: NONEDead Ball Rebounds: 5,

Time with egg	2:00	10:07	Station	21	21						
---------------	------	-------	---------	----	----	--	--	--	--	--	--

LSU - 75 Record: 3-1Dead Ball Rebounds: 4, 0Technical Fouls::NONEDead Ball Rebounds: 2, 0

1	2	3	4	5	6	7	8	9	10	11	12	13	14	15	16	17	18	19	20	21	22	23	24	25	26	27	28	29	30	31	32	33	34	35	36	37	38	39	40	41	42	43	44	45	46	47	48	49	50	51	52	53	54	55	56	57	58	59	60	61	62	63	64	65	66	67	68	69	70	71	72	73	74	75	76	77	78	79	80	81	82	83	84	85	86	87	88	89	90	91	92	93	94	95	96	97	98	99	100
---	---	---	---	---	---	---	---	---	----	----	----	----	----	----	----	----	----	----	----	----	----	----	----	----	----	----	----	----	----	----	----	----	----	----	----	----	----	----	----	----	----	----	----	----	----	----	----	----	----	----	----	----	----	----	----	----	----	----	----	----	----	----	----	----	----	----	----	----	----	----	----	----	----	----	----	----	----	----	----	----	----	----	----	----	----	----	----	----	----	----	----	----	----	----	----	----	----	----	-----

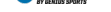


LSU - 66		Record: 3-1	
		50	60

MOS	LSU	Relative frequency	MOS	LSU	
-----	-----	--------------------	-----	-----	--

Dead Ball Rebounds: 3, 0

1	2	3	4	5	6	7	8	9	10	11	12	13	14	15	16	17	18	19	20	21	22	23	24	25	26	27	28	29	30	31	32	33	34	35	36	37	38	39	40	41	42	43	44	45	46	47	48	49	50	51	52	53	54	55	56	57	58	59	60	61	62	63	64	65	66	67	68	69	70	71	72	73	74	75	76	77	78	79	80	81	82	83	84	85	86	87	88	89	90	91	92	93	94	95	96	97	98	99	100
---	---	---	---	---	---	---	---	---	----	----	----	----	----	----	----	----	----	----	----	----	----	----	----	----	----	----	----	----	----	----	----	----	----	----	----	----	----	----	----	----	----	----	----	----	----	----	----	----	----	----	----	----	----	----	----	----	----	----	----	----	----	----	----	----	----	----	----	----	----	----	----	----	----	----	----	----	----	----	----	----	----	----	----	----	----	----	----	----	----	----	----	----	----	----	----	----	----	----	-----





Official Basketball Box Score - Final
Iowa St. at LSU
12/02/21 Maravich Assembly Center, Baton Rouge
2021-22 Women's Basketball

Game Time: 8:00 PM
Game Duration: 1:44
Attendance: 5,810

Officials: Mark Zertz, Felicia Grinter, Cameron Inouye

Iowa St. - 60

Record: 7-1

NO. Name	Min	FG	3P	FT	Rebounds	Fouls	TP	AS	TO	ST	Blocks	BS	BA	+	-
31 Morgan Kane	F 21:52	2-3	1-1	2-2	1	2	3	4	1	7	1	3	0	0	4
11 Emily Ryan	G 31:51	4-11	2-4	3-4	0	1	1	2	2	13	3	4	1	0	-12
20 Aubrey Joens	G 38:20	1-5	0-4	0-0	0	12	10	1	2	2	0	0	1	0	-11
21 Lexi Donarski	G 39:11	4-13	2-5	0-0	1	4	5	2	2	10	1	5	0	1	-11
24 Ashley Joens	G 38:37	8-12	4-6	4-4	1	7	8	2	6	24	1	3	1	0	-7
25 Bezzie Jordao	06:50	2-3	0-0	0-0	1	1	2	4	0	4	1	1	0	0	-6
32 Maggie Vick	18:50	0-3	0-3	0-0	1	1	2	2	0	0	1	0	1	0	-1
15 Izzi Zingaro	02:29	0-2	0-0	0-0	0	0	0	0	0	0	0	0	0	1	-1
Team					0	3	3			0					
Totals		21-52	9-23	9-10	5	31	36	16	12	60	10	16	3	2	1

Technical Fouls: NONE

Shooting By Period
1st FG% 8-17 47.1%
3PT% 4-8 50.0%
FT% 0-0 0%
2nd FG% 3-11 27.3%
3PT% 2-5 40.0%
FT% 4-4 100%
3rd FG% 6-12 50.0%
3PT% 1-5 20.0%
FT% 3-4 75%
4th FG% 4-12 33.3%
3PT% 2-5 40.0%
FT% 2-2 100%
GM FG% 21-52 40.4%
3PT% 9-23 39.1%
FT% 9-10 90.0%

Dead Ball Rebounds: 0

LSU - 69

Record: 6-1

NO. Name	Min	FG	3P	FT	Rebounds	Fouls	TP	AS	TO	ST	Blocks	BS	BA	+	-
0 Autumn Newby	F 24:50	1-2	0-0	0-0	1	2	3	3	0	2	0	2	0	0	7
24 Faustine Afiwu	C 16:49	2-5	0-0	2-2	1	3	4	1	2	6	0	1	0	0	2
1 Jalin Cherry	G 15:56	0-3	0-0	0-0	0	4	4	0	2	0	1	1	0	0	4
3 Khayla Pointer	G 40:00	9-19	1-2	1-1	1	5	6	1	5	20	7	0	2	1	9
45 Alexis Morris	G 40:00	9-18	5-7	2-4	0	4	4	1	3	25	2	1	2	0	9
32 Awa Trasi	07:14	0-1	0-0	0-0	0	0	0	1	0	0	0	1	0	0	2
20 Hannah Gusters	31:07	3-7	0-0	1-2	3	5	3	3	7	1	1	0	1	0	7
10 Ryann Payne	24:04	4-7	1-1	0-0	0	3	3	2	1	9	3	0	5	0	1
Team					0	3	3			0					
Totals		28-62	7-10	6-9	5	27	32	12	16	69	14	7	10	1	2

Technical Fouls: NONE

Shooting By Period
1st FG% 9-14 64.3%
3PT% 3-3 100.0%
FT% 3-3 100%
2nd FG% 5-14 35.7%
3PT% 1-1 100.0%
FT% 3-6 50%
3rd FG% 8-18 44.4%
3PT% 2-2 100.0%
4th FG% 6-16 37.5%
3PT% 1-4 25.0%
FT% 0-0 0%
GM FG% 28-62 45.2%
3PT% 7-10 70.0%
FT% 6-9 66.7%

Dead Ball Rebounds: 1

	ISU	LSU
Biggest lead	1 (1st 9:08)	12 (3rd 1:47)
Best Scoring Run	9 (4th 8:49)	8 (3rd 1:47)
Lead Changes	6	
Times Tied	2	
Time with Lead	00:58	38:54

Points from	ISU	LSU
Turnovers	4	14
Paint	20	34
Second Chance	2	1
Fast Breaks	4	8
Bench	4	16

Period by Period Scoring					
	1st	2nd	3rd	4th	TOT
ISU	20	12	16	12	60
LSU	24	14	18	13	69



Official Basketball Box Score - Final
Alcorn at LSU
12/15/21 Maravich Assembly Center, Baton Rouge
2021-22 Women's Basketball

Game Time: 6:00 PM
Game Duration: 1:51
Attendance: 5,408

Officials: Felicia Grinter, Meadow Overstreet, Sal Echo

Alcorn - 36

Record: 0-8

NO. Name	Min	FG	3P	FT	Rebounds	Fouls	TP	AS	TO	ST	Blocks	BS	BA	+	-
42 Bria Broughton	C 27:09	1-4	0-0	0-2	1	1	2	2	2	1	2	0	0	0	-46
10 LaRae Rascoe	G 25:25	1-4	0-1	0-0	0	3	3	2	2	3	2	1	0	0	-33
14 Cayla Obillo	G 19:37	1-5	0-2	0-0	0	0	0	3	1	2	3	5	3	0	-32
15 Diamond Hall	G 23:02	1-5	0-2	3-4	2	0	2	1	4	5	1	1	2	1	-32
30 Maya Claytor	G 25:20	5-8	3-6	0-0	1	1	0	0	13	1	1	0	0	0	-31
3 Nia McCalphie	11:15	1-6	1-3	0-0	0	2	2	3	0	3	0	3	0	0	-35
4 Kaliyah Watkins	18:04	0-8	0-5	1-2	1	1	2	2	2	1	2	3	0	0	-19
21 Akryale Ford	12:51	0-0	0-0	0-0	1	1	4	0	0	0	0	0	1	0	-18
25 Tyngnae Wright	15:58	2-4	2-3	0-0	1	2	3	0	6	0	3	0	0	0	-28
2 ZinNiyia White	09:37	0-3	0-1	0-0	1	0	1	0	0	0	0	3	0	0	-22
0 T'Naye Griffin	11:42	1-3	0-2	0-0	0	0	1	0	2	0	0	0	0	0	-24
Team					3	1	4		0	3					
Totals		13-50	6-25	4-8	9	12	21	11	26	11	26	6	2	0	-64

Technical Fouls: NONE

Dead Ball Rebounds: 2

LSU - 100

Record: 8-1

NO. Name	Min	FG	3P	FT	Rebounds	Fouls	TP	AS	TO	ST	Blocks	BS	BA	+	-
0 Autumn Newby	F 16:30	2-3	0-0	0-0	2	1	3	2	1	4	3	1	0	0	1
24 Faustine Afiwu	C 18:08	2-3	0-0	1-2	1	2	3	1	1	5	1	2	0	0	27
3 Khayla Pointer	G 20:16	7-10	2-4	3-5	2	8	10	1	4	19	4	0	3	0	34
10 Ryann Payne	G 12:36	0-4	0-0	4-4	1	1	2	1	5	4	2	3	4	0	16
45 Alexis Morris	G 17:10	7-11	0-2	0-0	0	2	2	0	0	14	1	0	2	0	27
1 Jalin Cherry	16:53	2-4	0-2	0-0	1	0	1	0	4	1	2	2	0	0	28
32 Awa Trasi	18:21	3-4	0-0	2-4	3	1	4	1	2	8	2	0	2	0	33
15 Ajae Petty	09:02	1-2	0-0	4-8	1	2	3	0	4	6	0	1	0	0	14
21 Timia Ware	19:44	5-10	0-2	1-2	1	1	2	1	1	11	3	1	2	0	1
14 Sarah Shematsi	13:41	2-4	2-4	1-2	0	5	5	1	1	7	0	0	0	0	23
23 Amani Bartlett	12:23	1-1	0-0	0-0	1	0	1	0	1	0	2	0	1	0	12
11 Emily Ward	12:38	3-3	0-0	0-0	1	0	1	0	1	0	6	0	1	1	0
30 Grace Hall	12:38	3-3	2-2	2-2	1	3	4	0	2	10	0	1	1	0	23
Team					2	3	5		0	0					
Totals		38-62	6-16	18-29	17	29	46	11	21	100	17	13	17	0	2

Technical Fouls: NONE

Dead Ball Rebounds: 6

	ALC	LSU									
Biggest lead	2 (1st 9:28)	66 (4th 1:34)	Points from	ALC	LSU	Period by Period Scoring					
Best Scoring Run	3 (1st 2:34)	20 (2nd 6:45)	Turnovers	8	36	1st	2nd	3rd	4th	TOT	
			Paint	6	48						
Lead Changes			Second Chance	0	22	ALC	9	8	13	6	36
Times Tied	1		Fast Breaks	5	30						
Time with Lead	01:15	37:38	Bench	12	54	LSU	26	23	23	28	100



Official Basketball Box Score - Final
Texas Southern at LSU
12/12/21 Maravich Assembly Center, Baton Rouge
2021-22 Women's Basketball

Game Time: 1:00 PM
Game Duration: 1:54
Attendance: 6,072

Officials: Douglas Knight, Chaney Murch, Raynwa Seales

Texas Southern - 55

Record: 0-6

NO. Name	Min	FG	3P	FT	Rebounds	Fouls	TP	AS	TO	ST	Blocks	BS	BA	+	-
21 Jada Perry	F 21:36	5-11	0-0	0-0	0	2	2	5	1	10	0	3	0	0	1
4 Andriana Avert	G 31:15	3-16	2-6	0-0	0	2	2	2	1	8	3	2	2	1	-26
20 Jala Buster	G 28:06	4-7	0-0	5-8	0	2	2	1	4	13	1	1	1	1	-27
24 Alayia Bridges	G 38:30	4-13	1-1	1-2	0	1	1	2	5	10	4	2	1	0	-36
32 Shalexxus Aaron	G 24:30	3-6	3-5	2-2	0	1	1	3	1	11	1	4	1	0	-20
45 Amaz Carmichael	23:23	0-2	0-0	0-0	2	3	5	3	0	0	0	2	1	3	-32
5 Ashley Austin	08:33	0-1	0-1	0-0	0	0	0	0	0	0	0	2	1	0	-22
12 Alisa Knight	24:07	1-3	1-1	0-0	0	1	1	2	1	3	2	3	1	2	-1
Team					4	2	6		0	0					
Totals		20-59	7-14	8-12	6	14	20	18	13	55	11	19	8	7	7

Technical Fouls: NONE

Shooting By Period
1st FG% 7-16 43.8%
3PT% 2-5 40.0%
FT% 0-2 0%
2nd FG% 3-14 21.4%
3PT% 1-2 50.0%
FT% 1-2 50%
3rd FG% 4-16 25.0%
3PT% 2-4 50.0%
FT% 2-2 100%
4th FG% 6-13 46.2%
3PT% 2-3 66.7%
FT% 5-6 83.3%
GM FG% 20-59 33.9%
3PT% 7-14 50.0%
FT% 8-12 66.7%

Dead Ball Rebounds: 0

LSU - 96

Record: 7-1

NO.	Name		Min	FG	3P	FT	Rebounds	Fouls	TP	AS	TO	ST	Blocks	BS	BA	+	-
32	Awa Trasi	F	11:11	1-1	0-0	3-3	1	3	4	0	2	5	0	2	0	1	0
24	Faustine Afiwu	C	11:55	7-9	0-0	0-1	2	3	5	1	1	14	0	0	0	1	0
3	Khayla Pointer	G	22:10	4-6	1-1	4-6	1	5	6	2	4	13	4	3	5	0	2
10	Ryann Payne	G	20:53	3-7	1-2	1-2	1	2	3	1	1	8	7	0	2	0	32
45	Alexis Morris	G	18:58	4-6	1-2	2-2	0	2	2	1	1	11	4	1	2	0	32
0	Autumn Newby	14:15	1-3	0-0	0-2	2	5	7	3	1	2	0	1	1	0	17	
20	Hannah Gusters	14:59	4-5	0-0	1-2	2	1	3	0	1	9	1	1	0	1	22	
21	Timia Ware	23:07	4-6	1-2	0-0	1	3	4	1	1	9	5	6	0	1	1	
14	Sarah Shematsi	11:14	1-4	0-0	0-0	0	3	2	0	2	3	1	1	0	1	4	
11	Emily Ward	12:15	1-3	0-0	0-0	1	0	1	0	1	2	0	0	0	1	0	
15	Ajae Petty	13:50	1-2	0-0	3-4	1	5	6	1	2	5	0	1	1	1	0	
23	Amani Bartlett	13:50	3-4	0-0	2-2	1	0	1	1	1	8	0	0	1	1	1	
30	Grace Hall	11:23	2-2	2-2	2-2	0	1	0	1	2	8	2	1	0	0	0	
Team							0	2	2			0	1				
Totals				36-58	6-9	19-26	13	35	48	13	18	96	26	18	7	7	41

Jemson - 56		Record: 2-1																
NO. Name	Min	FG M	FG A	3P M	3P A	FT OR	FT DR	Rebounds	Fouls	TP	AS	TO	ST	Blocks BS	BA	+/-	Shooting By Period	
5 Amari Robinson	F 36:37	2-7	0-3	2-2	0	3	3	2	F	6	1	4	2	0	0	+13	1 st GM FG: 4-14 28.6%	
12 Hannah Hank	C 12:59	2-3	1-2	0-0	2	0	2	5	5	2	0	0	2	0	0	0	3P ¹ 1-1 100.0%	
00 Delia Washington	G 32:36	5-14	0-1	2-2	1	9	10	3	5	12	2	3	1	0	0	-7	FT% 3-4 75%	
10 Gabby Elliott	G 30:11	2-10	0-0	0	1	3	4	5	0	4	1	3	0	0	0	-17	2 nd GM FG: 8-15 53.3%	
23 Kiara Lewis	G 32:09	5-12	0-0	3-4	1	1	2	3	5	13	1	6	2	0	0	-1	3P ¹ 0-4 0.0%	
24 Daisha Bradford	23:11	3-4	1-1	2-2	0	2	2	1	2	9	0	2	0	0	0	-17	FT% 0-0 0.0%	
40 Latrese Saine	16:09	1-2	0-0	2-4	2	2	4	5	3	4	0	2	0	2	0	-12	3 rd GM FG: 5-11 45.5%	
1 Eno Iyanya	11:15	0-1	0-0	0-0	0	1	1	4	0	0	0	1	1	0	0	-4	3P ¹ 0-0 0.0%	
25 Sydney Standifer	01:13	1-1	1-1	0-0	0	0	0	0	0	3	0	0	0	0	0	2	FT% 3-4 75%	
15 Kionna Gables	01:36	0-0	0-0	0-0	0	0	0	0	0	0	0	0	0	0	0	-1	4 th GM FG: 4-14 28.6%	
3 MaKayla Elmore	00:37	0-0	0-0	0-0	0	0	0	1	0	0	0	0	0	0	0	-1	3P ¹ 2-3 66.7%	
4 Weronika Hipp	01:12	0-0	0-0	0-0	0	0	0	0	0	0	0	0	0	0	0	-2	FT% 5-6 83.3%	
30 Madi Ott	00:25	0-0	0-0	0-0	0	0	0	0	0	0	0	0	0	0	0	-1	GM FG: 21-58 38.0%	
																	3P ¹ 3-8 37.5%	
																	FT% 11-14 78.6%	
Total		21-54	3-8	11-14	8	26	34	29	19	56	5	21	8	2	3	-14	Dead Ball Rebounds: 2.0	

Dead Ball Rebounds: 2, 0

LSU - 70		Record: 10-1																
NO. NAME	Min	FG	3P	FT	Rebounds	Fouls	TP	AS	TO	ST	Blocks	+/-	Shooting By Period					
		M-A	M-A	M-A	OR DR TOT	F	F				BS BA		1st	FG	4th			
0 Autumn Newby	F 31:29	3-4	0-0	1-1	2	0	2	1	2	7	0	0	1	0	3PT%	1-2		
24 Faustine Aitwa	C 27:34	4-8	0-0	5-10	3	8	11	5	7	13	0	1	2	1	9	FT%	2-7	
1 Jalin Cherry	G 18:44	1-5	0-2	1-2	1	0	1	3	2	3	1	2	0	0	9	2nd FG	4-18	
3 Khayia Pointer	G 37:30	6-15	0-4	8-15	1	5	6	2	10	20	8	6	1	0	1	19	3PT%	0-10
4 Alexis Morris	G 38:32	4-11	1-5	3-3	2	4	6	3	12	5	1	3	0	0	15	FT%	5-9	
21 Ryan Payne	23:08	3-10	2-5	0-0	1	2	3	1	2	8	0	5	3	1	0	4	3rd FG	7-15
21 Timis Ware	01:38	0-0	0-0	0-0	0	0	0	0	0	0	0	0	0	0	0	5	3PT%	2-4
30 Awa Tasse	20:57	3-3	0-0	1-2	2	3	5	4	3	7	0	0	0	0	0	12	FT%	6-8
14 Sarah Shematis	00:28	0-2	0-2	0-0	0	0	0	0	0	0	0	0	0	0	0	0	4th FG	7-11
Team					2	4	6	0	0	1							3PT%	0-2
Totals	24:58	3-18	19-33	14	26	40	19	29	70	16	17	12	3	2	14		GM FG%	24-58
													Technical Fouls: NONE					
													3PT%			0-9		
													FT%			5-9		
													FT%			3-18		
													FT%			19-33		

Dead Ball Rebounds: 8, 0

	CLM	LSU		Points from	CLM	LSU	Period by Period Scoring					
Biggest lead	3 (2 nd 5:00)	18 (4 th 2:09)		Turnovers	14	24		1st	2nd	3rd	4th	TOT
Best Scoring Run	7 (4 th 9:31)	10 (1 st 5:59)		Paint	26	28	CLM	12	16	13	15	56
Lead Changes				Second Chance	7	19						
Times Tied		5		Fast Breaks	8	9	LSU	15	13	22	20	70
Time with Lead	05:15	30:51		Bench	16	15						

SU - 74		Record: 11-1																
NO. NAME		Min	FG	3P	FT	Rebounds		Fouls		TP	AS	TO	ST	Blocks		+/-		
			M-A	M-A	M-A	OR	DR	TS	PF					FO	BS			BA
0	Autumn Newby	F	35:14	4-10	0-0	4-4	7	5	12	3	3	12	0	1	1	1	0	1st FG% 9-22 40.9%
24	Faustine Aifuwa	C	24:46	5-9	0-0	0-0	5	3	8	2	0	10	0	3	0	2	0	3PT% 0-2 0.0%
1	Jailin Cherry	G	38:43	8-21	0-0	2	3	5	2	1	16	4	2	0	0	0	0	FT% 2-2 100%
3	Khaylia Pointer	G	36:59	8-14	1-4	2-6	2	5	7	2	5	19	7	1	0	0	0	2nd FG% 9-17 52.9%
45	Alexis Morris	G	27:05	6-12	0-1	2-2	0	2	2	2	13	6	1	1	1	0	4	3PT% 1-2 50.0%
10	Ryann Payne	F	14:06	2-4	0-0	0-0	2	3	3	1	4	2	1	2	0	0	4	FT% 0-0 0%
32	Ava Trasi	F	16:53	0-4	0-0	0-0	2	3	5	2	1	0	0	0	0	0	0	3rd FG% 8-17 47.1%
14	Sarah Shematsi	F	03:07	0-0	0-0	0-0	0	1	1	0	1	0	0	0	0	0	0	3PT% 0-0 0.0%
21	Timia Ware	F	03:07	0-1	0-1	0-0	0	0	0	0	0	0	0	0	0	0	5	FT% 5-7 71.4%
Team							2	1	3	0	0	1						4th FG% 7-19 36.8%
Totals			33:75	1-6	7-11	20	26	46	16	14	74	19	11	4	3	1	14	3PT% 0-2 0.0%
Technical Fouls: NONE																		
GM FG% 33.75 44.0%																		
3PT% 1-6 16.7%																		
FT% 7-11 63.6%																		

Dead Ball

Texas Tech - 60		Record: 7-4										Great Hall By Records: 2-0									
NO.	Name	Min	FG	3P	FT	Rebounds		Fouls		TP	AS	TO	Blocks		+/-						
			MA	MA	MA	OR	DR	TO	PF				FD	BS		BA					
10	Bryn Gerlich	F	30:31	2-5	2-3	2-2	0	4	4	3	8	5	4	0	0	-18					
24	Tayliah Thomas	F	38:27	2-8	0-2	2-2	2	7	9	1	6	2	5	1	1	-17					
1	Ella Tolaano	C	18:42	3-4	0-0	0	1	3	4	3	6	1	1	1	0	3					
4	Lexus Lightowner	G	25:27	4-10	2-5	0-0	1	0	1	0	10	0	1	0	0	-8					
32	Tatum Veltenehrer	G	19:33	0-1	0-1	0-0	0	2	2	2	0	1	3	0	0	-7					
5	Rhylie McKinney	23:14	5-8	1-2	3-4	0	0	0	0	3	14	2	1	0	0	-5					
33	Charlae Embry	20:01	2-5	0-0	0-2	1	1	2	4	0	0	1	0	0	0	-11					
0	Bre Amber Scott	20:44	4-13	3-7	1-1	1	2	3	4	12	3	0	0	0	2	-3					
11	Shaga Ukkonen	03:21	0-0	0-0	0-0	0	1	1	0	0	0	0	0	0	0	-4					
Team						1	4	5	0	0	0	0									
Totals			22:54	9-20	8-11	7	24	31	14	16	60	15	19	2	1	3	-14				
Technical Fouls: NONE																					
1st FGM 4-12 33.3% 3PT% 2-5 40.0% FT% 3-4 75% 2nd FGM 6-12 50.0% 3PT% 0-3 0.0% FT% 1-3 33.3% 3rd FGM 7-18 38.9% 3PT% 4-7 57.1% FT% 2-2 100% 4th FGM 5-12 41.7% 3PT% 2-5 40.0% FT% 2-2 100% GM FGM 22-54 40.7% FT% 8-20 40.0% FT% 8-11 72.7%																					

Dead Ball Rebounds: 2, 0

	LSU	TTU	Points from	LSU	TTU	Period by Period Scoring					
Biggest lead	18 (4th 7:54)	0 (1st 10:00)	Turnovers	14	8	1st	2nd	3rd	4th	TOT	
Best Scoring Run	7(2nd 0:03)	6(2nd 9:04)	Paint	38	22	LSU	20	19	21	14	74
Lead Changes			Second Chance	16	6						
Times Tied	0		Fast Breaks	14	5						
Time with Lead	39:03	00:00	Bench	4	30	TTU	13	13	20	14	60

Samford - 47		Record: 4-7																
NO. NAME	Min	FG M-A	3P M-A	FT OR DR TOT	Rebounds PF F	Fouls TP	AS	TS	ST	Blocks BS BA	+/-	Shooting By Period						
14 Annie Ramil	F 22:13	1-2	0-1	2-2	1 2 3	3 2	4	4	3	0	0	-13	1 st FG% 4-17	23.5%				
35 Sussy Ngulefac	F 27:17	7-12	0-0	4-8	5 3 8	3 5	18	1	1	1	1	-22	3P% 1-7	14.3%				
3 Shauntai Battle	G 28:48	1-8	1-6	0	5 5	0 0	3	1	2	0	0	-20	FT% 0-0	0%				
11 Andrea Courmouyer	G 32:13	4-21	0-8	3-3	0 3 3	0 3	11	3	1	3	0	-23	2 nd FG% 1-15	6.7%				
22 Sanaa Redmond	G 23:07	0-2	0-0	1-2	1 3 4	1 1	1	1	3	1	0	-19	3P% 0-6	0.0%				
22 Mallory Hampton	25:04	1-8	0-1	0-0	1 1 2	2 1	2	1	2	2	0	-26	FT% 3-4	75%				
23 Kathleen Wheeler	20:11	1-3	1-3	0-0	0 2 2	0 0	3	0	3	0	1	-28	3 rd FG% 6-16	37.5%				
24 Olivia Ramil	10:18	1-4	0-1	0-0	1 3 4	1 0	2	0	1	0	0	-9	3P% 1-4	25.0%				
25 Mattie Hatcher	10:56	1-3	1-3	0-0	1 1 2	2 0	3	0	0	0	0	-10	FT% 2-3	66.7%				
Team					2 4 6	0 0	0	0	0	0	0	-10	4 th FG% 6-15	40.0%				
Totals		17-63	3-23	10-15	12 27 39	14 12	47	11	16	7	4	6	-38	3P% 1-6	16.7%			
													FT% 5-8	62.5%				
													GM FG% 17-63	27.0%				
													3P% 3-23	13.0%				
													FT% 10-15	66.7%				
Technical Fouls: NONE																		

Dead Ball Rebounds: 3.0

LSU - 83			Record: 12-1															Deaf School By Period: 3, 0		
NO.	NAME	Min	FG		3P		FT		Rebounds		Fouls		TP	AS	TO	ST	Blocks		+/-	
			M/A	A/A	M/A	A/A	O/R	D/T	P/F	F/O	B/S	B/A								
0	Autumn Newby	F 20:31	-2.5	0.0	-0.0	0	1	3	4	2	4	0	1	1	0	1	1	1	18	
24	Faustine Allwaia	C 22:20	-2.5	0.0	-0.0	5.6	5	1.6	4	3	9	2	1	1	0	1	0	26		
1	Jalin Cherry	G 30:17	-11.22	0.0	0.0	0	3	4	7	0	1	22	1	2	2	3	1	35		
3	Khayla Pointer	G 34:52	-6.12	2.4	2.3	2	9	11	0	3	16	8	3	3	0	1	34			
0	Rhyann Payne	G 19:26	-3.8	1.3	0.0	1	1	1	1	1	7	4	1	1	0	0	11			
20	Hannah Gusters	I 29:28	0.5	0.0	0.0	2	5	7	1	1	0	1	1	0	1	1	1	20		
21	Tinnia Ware	D 22:30	-3.7	1.1	1.2	2	4	6	1	1	8	2	2	0	0	0	0	21		
14	Sarah Shematzi	E 06:03	-1.4	-0.3	0.0	0	0	2	1	0	0	0	0	0	0	0	0	0		
11	Ajase Petty	L 13:11	-5.6	0.0	0.0	2.5	3	5	1	1	0	1	1	0	0	1	0	8		
15	Emily Ward	O 04:01	0.0	-0.0	0.0	0	1	1	0	0	0	1	0	0	0	0	0	0		
30	Grace Hall	O 04:01	-1.1	-1.1	0.0	0	0	0	0	1	3	0	0	0	0	0	0	0		
Team									1		3		4		0					
Totals			34:75			5-14	10-16	18	36	54	12	14	83	21	11	9	6	4	36	
Technical Fouls: NONE																				
																	1st Shooting By Period: 8-20			
																	3PT% 1-3 33.3%			
																	FT% 2-2 100%			
																	2nd FG% 9-16 56.3%			
																	3PT% 0-3 0.0%			
																	FT% 5-6 83.3%			
																	3rd FG% 9-23 39.1%			
																	3PT% 2-4 50.0%			
																	FT% 0-0 0%			
																	4th FG% 8-16 50.0%			
																	3PT% 2-4 50.0%			
																	FT% 3-8 37.5%			
																	GM FG% 34-75 45.3%			
																	3PT% 5-14 35.7%			
																	FT% 10-16 62.5%			

Dead Ball Rebounds: 2.0

	SAM	LSU	Points from	SAM	LSU	Period by Period Scoring				
Biggest lead	0 (1 st 10:00)	37 (4 th 4:01)	Turnovers	5	23		1st	2nd	3rd	4th TOT
Best Scoring Run	7 (1 st 4:26)	17 (2 nd 5:16)	Paint	22	40	SAM	9	5	15	18
Lead Changes			Second Chance	9	9					
Times Tied	0		Fast Breaks	4	15	LSU	19	23	20	21
Time with Lead	00:00	39:22	Bench	10	25					

LSU - 68

Record: 13-1 (-1)

NO. NAME	Min	FG	M-A	3P	FT	Rebounds				Fouls				PTS				Blocks				+/-
						OR	DR	TOT	PF	TO	FT	AS	ST	TS	TO	ST	BS	BA	BB	BA		
0 Autumn Newby	F 32:01	4-6	4-6	0-0	1-2	5	5	10	2	3	9	1	4	2	2	0	1	7	3PT%	9-17	52.9%	
24 Faustine Adiba	C 37:28	8-11	8-11	0-0	4-2	7	9	16	2	9	2	17	3	3	1	2	0	8	3PT%	14	25.0%	
1 Jaelin Cherry	G 40:00	5-15	5-15	0-0	1-2	3	4	1	4	10	3	3	3	0	1	6	6	2	4PT%	5-12	41.7%	
3 Khayla Pointer	G 40:00	7-20	4-8	2-7	0	2	2	1	3	21	2	2	2	3	0	0	0	0	2nd FG%	9-14	64.3%	
4 Alexis Morris	G 40:00	3-8	0-2	0-2	0	4	4	1	4	1	4	8	6	1	6	0	0	0	3PT%	1-10	10.0%	
20 Hannah Gustafson	10:03	1-1	0-0	0-0	1	2	2	0	0	0	0	0	0	0	0	0	0	0	FT%	23	66.7%	
32 Awa Trasi	00:28	0-0	0-0	0-0	0	0	0	0	0	0	0	0	0	0	0	0	0	0	3rd FG%	6-18	33.3%	
Team						2	3	5	0	0	0	0	0	0	0	0	0	0	3PT%	0-2	0.0%	
																			FT%	1-2	50.0%	
																			4th FG%	4-12	33.3%	
Totals		40-41	6-15	11	25	36	7	18	68	15	14	15	2	7	8	0	0	0	3PT%	24	50.0%	
																			FT%	4-8	50.0%	
																			GMFOG%	28-61	45.9%	
																			3PT%	4-11	36.4%	
																			FT%	8-16	63.3%	

Technical Fouls: NONE

Dead Ball Rebounds: 4, 0

Georgia - 62															
Record: 11-2 (0-1)															
NO. Name	Pos	Min	Pts	FG	3P	FT	Rebounds		Fouls	TP	AS	TO	Stk	W-L	
							OP	DR							TOT
20 Jordan Isaacs	F	06:44	1-3	0-0	0-0	3	1	4	2	0	0	1	0	14	
22 Melany Bates	F	28:52	1-6	0-0	1-2	1	6	7	4	2	3	4	1	8	
3 Sarah Ashlee Barker	G	36:18	1-3	2-4	0-0	2	2	2	4	1	14	2	0	0	
4 Mikayla Coombs	G	22:00	1-5	2-0	0-0	1	1	1	1	0	2	1	0	20	
23 Que Morrison	G	39:19	11-18	2-3	2-2	3	4	7	3	3	26	6	2	1	
35 Jaynn Nicholson		23:42	4-7	0-2	1	6	7	1	1	8	0	0	1	10	
33 Jilian Hollingshead		20:37	1-2	0-0	2	3	0	3	1	0	3	1	0	0	
1 Chloe Chapman		03:34	0-0	0-0	0	2	2	0	0	1	2	0	0	-1	
21 Reigan Richardson		18:54	2-5	0-2	0-0	2	2	2	1	0	4	1	1	0	
Team						1	1	2			0				
Totals					27-61	5-11	3-6	11	25	36	18	7	12	4	6

Technical Fouls: NONE

	LSU		UGA		Points from		Period by Period Scoring					
					Turnovers		1st 2nd 3rd 4th TOT					
					20 19							
					Paint		LSU 20 19 16 18 62					
Biggest lead	16 (3 10 6 42)		1 (4 8 6 56)		Paint		38		26		TOT	
Best Scoring Run	14 (4 10 6 45)		10 (3 2 2 37)		Second Chance		7		5		TOT	
Lead Changes	6				Fast Breaks		12		26		TOT	
Times Tied					Bench		3		15		TOT	
Time with Lead	35:38		1 02:39									

Dead Ball Rebounds: 1.0



Official Basketball Box Score - Final
Texas A&M at LSU
01/02/22 Maravich Assembly Center, Baton Rouge
2021-22 Women's Basketball

Game Time: 2:00 PM
Game Duration: 1:56
Attendance: 7,400

Officials: Kevin Petrait, Nykeshia Thompson, Timothy Greene

Texas A&M - 66

Record: 10-3 (8-1)

NO. Name		Min	FG M-A	3P M-A	FT M-A	Rebounds OR DR TOT	Fouls PF FO	TP	AS	TO	ST	Blocks BS BA	+/-
44 Sydney Roby	C	13:22	1-5	0-0	2-2	2 1 3	4 1	4	0	3	1	1	-4
2 Qadashah Hoppie	G	40:00	5-12	2-5	4-4	2 1 3	2 3	16	5	1	1	0	-9
3 Destriny Pitts	G	30:33	7-13	4-10	0-0	2 9 11	3 1	18	0	0	0	0	-14
5 Jordan Nixon	G	37:00	1-11	1-7	4-5	0 6 6	4 6	7	5	2	2	0	-11
11 Kayla Wells	G	34:57	5-18	3-7	0-0	2 3 5	2 1	13	2	2	2	0	-10
13 Jada Malone		25:44	2-3	0-0	0-0	3 1 4	1 1	4	0	2	0	2	-7
24 Sahara Jones		15:18	1-7	0-2	0-0	1 2 3	1 0	2	1	1	1	0	2
23 McKinzie Green		03:01	1-1	0-0	0-0	1 1 2	1 0	2	0	0	0	0	2
4 Kay Kay Green		00:02	0-0	0-0	0-0	0 0 0	1 0	0	0	0	0	0	2
21 Erin Kindred		00:03	0-0	0-0	0-0	0 0 0	1 0	0	0	0	0	0	4
Team						1 2 3		0	0				
Totals			23-70	10-31	10-11	13 26 39	20 13	66	13	11	7	4	5 -9

Technical Fouls: NONE

Shooting By Period	
1 st FG%	41.7 23.5%
3PT%	1-8 12.5%
FT%	2-2 100%
2 nd FG%	7-16 43.8%
3PT%	6-10 60.0%
FT%	2-2 100%
3 rd FG%	6-17 35.3%
3PT%	2-5 40.0%
FT%	2-2 100%
4 th FG%	6-20 30.0%
3PT%	1-8 12.5%
FT%	4-5 80%
GM FG%	23-70 32.9%
3PT%	10-31 32.3%
FT%	10-11 90.9%

Dead Ball Rebounds: 2, 0

LSU - 75

Record: 14-1 (2-0)

NO. Name		Min	FG M-A	3P M-A	FT M-A	Rebounds OR DR TOT	Fouls PF FO	TP	AS	TO	ST	Blocks BS BA	+/-
0 Autumn Newby	F	31:38	2-2	0-0	0-0	3 7 10	2 2	4	1	1	1	2	10
24 Faustine Aifuwa	C	19:58	3-6	0-0	2-2	2 2 4	5 1	8	0	1	0	2	17
1 Jalin Cherry	G	30:41	4-13	0-1	2-5	3 4 7	2 4	10	6	1	1	0	13
3 Khayla Pointer	G	40:00	6-13	4-7	1-4	0 9 9	1 5	17	8	2	1	0	2 9
45 Alexis Morris	G	36:37	9-16	4-9	8-12	1 4 5	2 6	30	3	3	1	0	1 8
20 Hannah Gusters		16:49	1-4	0-0	0-0	1 2 3	0 0	2	1	2	0	1	-8
32 Awa Trasi		12:21	2-3	0-0	0-0	2 1 3	1 1	4	0	0	0	0	-1
10 Ryann Payne		09:19	0-5	0-1	0-2	2 2 4	0 1	0	2	0	0	0	-4
21 Timia Ware		02:37	0-1	0-1	0-0	0 0 0	0 0	0	0	0	0	0	-11
Team			2-2	4	0	2		10	2				
Totals			27-63	8-19	13-25	16 33 49	13 20	75	19	14	4	5	4 9

Technical Fouls: NONE

Shooting By Period	
1 st FG%	7-18 38.9%
3PT%	2-6 33.3%
FT%	0-0 0%
2 nd FG%	6-16 37.5%
3PT%	1-5 20.0%
FT%	0-2 0%
3 rd FG%	6-15 40.0%
3PT%	3-6 50.0%
FT%	2-6 33.3%
4 th FG%	8-14 57.1%
3PT%	2-6 33.3%
FT%	11-17 64.7%
GM FG%	27-63 42.9%
3PT%	8-19 42.1%
FT%	13-25 52.0%

Dead Ball Rebounds: 6, 0

	TAM	LSU
Biggest lead	8 (3 rd 2:35)	11 (4 th 0:16)
Best Scoring Run	7 (2 nd 6:50)	8 (4 th 8:22)
Lead Changes	4	
Times Tied	3	
Time with Lead	15:46	22:41

Points from	TAM	LSU	Period by Period Scoring					
Turnovers	4	15		1st	2nd	3rd	4th	TOT
Paint	20	30	TAM	11	22	16	17	66
Second Chance	16	8						
Fast Breaks	17	7	LSU	16	13	17	29	75
Bench	8	6						



Official Basketball Box Score - Final
South Carolina at LSU
01/06/22 Maravich Assembly Center, Baton Rouge
2021-22 Women's Basketball

Game Time: 7:00 PM
Game Duration: 1:57
Attendance: 9,190

Officials: Puatani Spurlock-Welsh, Billy Smith, Brian Garland

South Carolina - 65

Record: 14-1 (2-1)

NO. Name		Min	FG M-A	3P M-A	FT M-A	Rebounds OR DR TOT	Fouls PF FO	TP	AS	TO	ST	Blocks BS BA	+/-
4 Aliyah Boston	F	32:36	6-13	0-1	7-10	7 11 18	2 9	19	1	2	2	3	0 5
5 Victoria Saxton	F	27:05	3-4	0-0	0-2	3 4 7	4 3	6	1	5	0	4	0 7
1 Zia Cooke	G	40:00	7-15	1-3	2-2	1 1 2	1 1	17	3	4	0	0	1 6
3 Destanni Henderson	G	34:48	4-14	2-5	6-8	2 1 3	1 5	16	2	3	1	0	1 4
12 Brea Beal	G	34:48	2-3	1-1	2-4	4 3 7	2 2	7	2	2	0	0	1 4
24 LeLe Grissett		13:02	0-0	0-0	1-4	0 2 2	2 2	1	0	3	1	0	-4
2 Eniya Russell		03:03	0-0	0-0	0-0	1 1 1	0 0	0	0	0	0	0	-3
20 Sarina Feagin		07:17	0-0	0-0	0-2	0 1 1	0 1	0	1	0	0	0	4
23 Bree Hall		04:22	0-0	0-0	0-0	0 0 0	0 0	0	0	1	0	0	3
44 Saniya Rivers		02:59	0-1	0-0	0-0	0 0 0	0 0	0	0	0	0	0	4
Team						2 2 4		0	0	1			
Totals			22-50	4-10	18-32	19 29 48	12 23	66	10	21	4	7	3 6

Technical Fouls: NONE

Shooting By Period	
1 st FG%	5-14 35.7%
3PT%	1-4 25.0%
FT%	2-4 50%
2 nd FG%	6-10 60.0%
3PT%	3-4 75%
FT%	0-0 0.0%
3 rd FG%	5-13 38.5%
3PT%	1-2 50.0%
FT%	8-16 50%
4 th FG%	6-13 46.2%
3PT%	2-4 50.0%
FT%	5-8 62.5%
GM FG%	22-50 44.0%
3PT%	4-10 40.0%
FT%	18-32 56.3%

Dead Ball Rebounds: 9, 0

LSU - 60

Record: 14-2 (2-1)

NO. Name		Min	FG M-A	3P M-A	FT M-A	Rebounds OR DR TOT	Fouls PF FO	TP	AS	TO	ST	Blocks BS BA	+/-
0 Autumn Newby	F	34:04	1-2	0-0	0-0	3 1 4	5 1	2	0	3	1	1	0 -2
24 Faustine Aifuwa	C	29:48	5-7	0-0	2-4	2 2 4	5 4	12	0	2	1	0	1
1 Jalin Cherry	G	40:00	4-11	0-0	0-0	2 4 6	4 2	8	4	0	3	1	-6
3 Khayla Pointer	G	40:00	10-26	1-4	1-3	1 2 3	1 4	22	6	3	1	0	5 -6
45 Alexis Morris	G	39:20	7-17	0-2	0-0	0 0 0	2 1	14	2	1	1	0	-1
20 Hannah Gusters		06:24	1-2	0-0	0-0	0 1 1	2 0	2	0	0	0	0	-5
32 Awa Trasi		05:52	0-1	0-0	0-0	0 0 0	3 0	0	0	0	0	0	-6
10 Ryann Payne		00:57	0-0	0-0	0-0	0 0 0	0 0	0	0	0	0	0	-1
15 Ajae Petty		03:35	0-0	0-0	0-0	0 2 2	1 0	0	0	0	0	0	0
Team			2	2	4	0		0	0	0			
Totals			28-66	1-7	3-7	10 14 24	23 12	60	12	9	7	3	7 -6

Technical Fouls: NONE

Shooting By Period	
1 st FG%	9-13 69.2%
3PT%	0-0 0.0%
FT%	1-2 50%
2 nd FG%	7-19 36.8%
3PT%	1-1 100.0%
FT%	0-0 0%
3 rd FG%	4-14 28.6%
3PT%	0-1 0.0%
FT%	2-5 40%
4 th FG%	8-20 40.0%
3PT%	0-5 0%
FT%	0-0 0%
GM FG%	28-66 42.4%
3PT%	1-7 14.3%
FT%	3-7 42.9%

Dead Ball Rebounds: 3, 0

	USC	LSU
Biggest lead	8 (4 th 8:41)	11 (2 nd 5:03)
Best Scoring Run	9 (4 th 8:41)	7 (2 nd 9:47)
Lead Changes	14	
Times Tied	5	
Time with Lead	16:51	20:44

Points from		USC	LSU
Turnovers		7	19
Paint		30	36
Second Chance		12	8
Fast Breaks		3	8
Bench		1	2

Period by Period Scoring					
	1st	2nd	3rd	4th	TOT
USC	13	15	19	19	66
LSU	19	15	10	16	60



Official Basketball Box Score - Final
LSU at Auburn
01/09/22 Auburn Arena, Auburn, Ala.
2021-22 Women's Basketball

Game Time: 4:00 PM
Game Duration: 1:49
Attendance: 2,308

Officials: Denise Brooks, Saf Escho, Heyneva Seales

LSU - 76

Record: 15-2 (3-1)

NO. Name		Min	FG M-A	3P M-A	FT M-A	Rebounds OR DR TOT	Fouls PF FO	TP	AS	TO	ST	Blocks BS BA	+/-
0 Autumn Newby	F	22:15	4-5	0-0	0-0	1 5 6	3 2	8	0	0	1	0	26
24 Faustine Aifuwa	C	23:10	5-9	0-0	0-0	2 3 5	3 0	10	0	2	4	1	32
1 Jalin Cherry	G	31:16	2-11	0-1	3-4	0 5 5	0 4	7	2	2	2	1	28
3 Khayla Pointer	G	38:36	9-14	2-4	4-5	2 9 11	2 4	14	6	5	4	1	30
45 Alexis Morris	G	31:26	4-8	1-1	0-0	2 3 5	1 1	9	3	2	1	1	0 28
20 Hannah Gusters		18:26	3-9	0-0	7-8	2 2 4	1 5	13	0	2	0	0	4
10 Ryann Payne		06:17	0-1	0-0	0-0	0 2 2	3 1	0	1	0	1	0	-2
32 Awa Trasi		04:16	0-0	0-0	0-0	0 0 0	0 0	0	0	0	0	1	-1
15 Ajae Petty		06:40	1-1	0-0	0-0	1 4 5	1 0	2	0	1	0	0	-3
21 Timia Ware		07:12	0-1	0-0	0-0	1 1 2	0 0	0	1	1	0	0	0
14 Sarah Shematsi		05:13	1-4	0-1	0-0	1 0 1	1 1	2	0	0	0	0	-

Vanderbilt - 64		Record: 10-8 (1-3)																		
NO. Name		Min	FG M-A	3P M-A	FT M-A	Rebounds		Fouls		TP	AS	ST	Blocks		+/-	Shooting By Period				
						OR	DR	PF	FD				BS	BA		1st	FG	3PT	FT	
15 Brinae Alexander	F	28:20	8-19	3-8	5-5	2	1	3	5	24	1	1	2	0	0	-19	1st	FG	6-16	37.5%
30 Jordan Smith	F	33:42	5-12	1-2	0-0	3	7	2	2	11	3	2	2	1	1	-20	2nd	FG	2-4	50.0%
5 Kaylorin Cambridge	G	20:14	2-7	0-1	0-1	1	2	3	2	4	2	3	2	0	1	-13	1st	FG	1-1	100%
12 Demi Washington	G	32:36	1-10	0-0	1-3	4	3	7	1	4	3	1	0	0	0	-12	2nd	FG	7-17	41.2%
21 Bella LaChance	G	18:29	2-6	2-4	0-0	0	0	0	0	6	2	1	0	0	0	-1	3PT	3-5	60.0%	
5 Ianira Moore		33:14	1-6	2-6	0-0	1	6	7	1	2	14	3	5	4	0	-23	3rd	FG	4-20	20.0%
35 Sacha Washington		11:21	0-0	0-0	0-0	1	1	2	4	1	0	0	0	0	0	-2	3PT	0-5	0.0%	
5 Yaubyous Chambers		14:01	0-0	0-0	0-0	1	1	2	2	0	0	1	0	0	0	-5	4th	FG	1-3	33.3%
13 De'Mauri Flournoy		08:03	1-5	0-3	0-0	1	0	1	1	0	2	0	1	0	0	-1	4th	3PT	0-1	0%
Team						3	0	3		0	0						FG	FG	5-74	33.0%
Totals			25-74	9-24	6-9	18	17	35	16	14	64	12	15	10	1	4	-18	3PT	8-24	33.3%
															Technical Fouls:NONE					

[illegible]

	VAN	LSU								
Biggest lead	1 (1 st :8:17)	27 (4 th :3:52)	Points from Turnovers	VAN	LSU	Period by Period Scoring				
Best Scoring Run	9(4 th :0:16)	9(4 th :9:00)	Paint	20	48		1st	2nd	3rd	4th TOT
Lead Changes			Second Chance	19	14	VAN	15	21	9	19 64
Times Tied	2		Fast Breaks	13	27					
Time with Lead	00:27	38:23	Bench	16	9	LSU	21	22	23	16 82

BSU - 76

Record: 17-4 (5-3)

NO. Name	Min	FG M-A	3P M-A	FT M-A	Rebounds OR DR TOT	Fouls P F	TP AS	TO ST	Blocks BS BA	+/-	Shooting By Period						
0 Autumn Newby	F 27:54	6-8	0-0	3-4	4	5	9	2	5	15	1	3	0	0	1st FG % 7-17 41.2%		
24 Faustine Aifuwa	C 22:06	3-6	0-0	0-1	2	5	7	3	1	6	0	2	0	1	3PT% 0-2 0.0%		
1 Jalrin Cherry	C 24:25	3-9	0-0	0-1	2	1	3	0	6	2	4	0	1	0	1PT % 1-2 50%		
3 Khayla Pointer	C 37:05	4-12	1-4	4-6	0	5	5	3	3	13	7	4	0	0	1	2nd FG % 5-13 38.5%	
45 Alexis Morris	C 33:35	9-18	3-6	1-2	2	4	6	1	3	22	1	1	3	0	0	3PT% 0-2 0.0%	
10 Ryann Payne	18:01	3-7	0-2	3-4	0	1	1	4	2	9	1	2	0	0	0	3PT % 1-2 50%	
20 Hannah Gusters	08:47	1-3	0-0	0-0	1	0	1	0	1	2	0	0	0	1	0	1PT % 0-1 0.0%	
32 Awa Trasi	11:38	0-0	0-0	1-2	0	3	3	1	1	1	0	0	0	0	0	3PT% 0-3 0.0%	
21 Timia Ware	08:42	1-2	0-1	0-0	1	0	1	0	2	0	0	0	0	0	0	1PT % 0-1 0.0%	
14 Sarah Shematsi	07:47	0-2	0-1	0-0	0	1	1	2	0	0	0	0	0	0	0	4th FG % 12-20 60.0%	
Team					0	2	2		0	0						3PT% 4-7 57.1%	
																FT % 3-4 75%	
Totals		30-67	4-14	12-19	12	27	39	19	16	76	12	16	3	3	1	-14	GM FG % 30-67 44.8%
																	3PT% 4-14 28.6%
																	FT % 12-19 63.2%
Technical Fouls: NONE																	
Dead Ball Rebounds: 7, 0																	

Kansas - 90		Record: 14-6 (3-1)													Dead Ball Rebound: 1-0				
NO. Name		Min	FG		3P	FT		Rebounds		Fouls	TP	AS	TO	ST	Blocks		+/-	Shooting By Period	
			M/A	M/A	M/A	OR	DR	TP	FF	FO					BS	BA		1st	2nd
2 Samara Spencer	G	37:18	8-15	3-5	1-6	1	2	3	2	4	20	2	2	1	0	1	18	1st FG	6-18 33.3%
13 Sasha Goff	G	38:07	2-6	0-1	0-0	0	3	3	1	4	3	0	1	1	0	1	10	FT	1-1 100%
46 Amber Ramirez	G	31:26	11-18	5-8	0-0	0	3	3	1	25	2	0	3	0	0	0	24	2nd FG	9-18 50.0%
24 Jenna Wolfenbarger	G	37:40	1-2	0-1	2-5	1-5	1-1	8-4	2	1	8	2	0	0	0	0	14	3rd FG	3-5 60.0%
34 Makayla Daniels	G	38:18	5-9	3-6	7-8	1	4	5	3	7	20	4	2	2	0	0	16	FT	5-5 100%
4 Erynna Barnum		16:20	2-4	0-0	2-2	0	2	2	1	2	6	1	1	1	0	0	-1	3rd FG	3-5 60.0%
11 Rylee Langerman		20:27	2-3	1-2	0-0	1	3	4	0	5	3	1	1	0	0	4	4th FG	5-7 71.4%	
22 Avery Hughes		01:39	0-1	0-0	0-0	0	0	0	0	0	0	0	0	0	0	0	-4	FT	3-3 100%
3 Elaina Estee		01:00	0-0	0-0	0-0	0	0	0	0	0	0	0	0	0	0	0	-4	FT	1-1 100%
25 Eastline Oberg		01:00	0-0	0-0	0-0	0	0	0	0	0	0	0	0	0	0	0	-4	FT	3-3 100%
55 Emma Oberg		00:44	0-0	0-0	0-0	0	0	0	0	0	0	0	0	0	0	0	-4	FT	9-11 81.8%
15 Ashlyn Sage		00:44	0-0	0-0	0-0	0	0	0	0	0	0	0	0	0	0	0	-4	FT	3-21 13.8%
Team						2	1	3			0	2						GM FG	31-62 50.0%
Totals			31-62	13-25	15-23	6	23	29	16	19	90	19	12	12	1	3	14	FT	15-23 65.2%
Technical Fouls: 0																		Dead Ball Rebound: 0-0	

	LSU	ARK	Points from	LSU	ARK	Period by Period Scoring					
Biggest lead	3 (1 st 2:01)	24 (4 th 9:17)	Turnovers	11	20	1st	2nd	3rd	4th	TOT	
Best Scoring Run	7 (1 st 2:01)	11 (4 th 9:17)	Paint	30	26	LSU	15	13	17	31	76
Lead Changes	6		Second Chance	9	8						
Times Tied	2		Fast Breaks	11	12	ARK	16	23	26	25	90
Time with Lead	01:48	35:35	Breaks	14	13						

LSU - 72		Record: 17-5 (5-2)															
NO.	Name	Min	FG M-A	FG M-A	FT M-A	Rebounds OR DR	Fouls PF	Fouls PF	TP	AS	TO	ST	Blocks BS BA	+/-	Shooting By Period		
0	Autumn Newby	F 30:46	2-3	0-0	2-2	3 8	11	3	3	6	0	0	1	0	1st FG	5-17	29.4%
24	Faustine Ailiwa	C 25:44	3-5	0-0	0-0	1 4	5	2	6	2	3	0	1	0	3PT%	0-1	0.0%
1	Jailin Cherry	G 23:50	1-6	0-0	0	2	6	8	3	2	3	5	0	0	2nd FG	2-12	100%
3	Khayla Point	G 40:00	11-27	1-6	12-15	0	1	1	0	35	1	4	3	1	3PT%	0-1	0.0%
45	Alexis Morris	G 35:02	4-13	0-1	0-0	2	3	5	3	8	1	3	1	1	FT%	3-3	100%
20	Hannah Gusters	08:55	2-3	0-0	0-0	0	4	1	0	4	0	1	0	1	3rd FG	9-13	69.2%
10	Ryan Payne	25:18	4-7	0-2	0-0	0	1	1	1	8	1	3	0	0	3PT%	0-2	0.0%
32	Awa Trai	14:35	1-1	0-0	1-2	3	1	4	3	3	0	0	0	0	FT%	7-10	70%
Team						2	2	4	0	0	0	0			4th FG	5-17	29.4%
Totals			28-65	1-9	15-19	13	30	43	16	19	72	8	19	8	4	3	-1
Technical Fouls: Cherry 3 rd 4:47																	
GM FG%: 29.65 43.1% 3PT%: 0-9 11.1% FT%: 15-19 78.9%																	

Florida - 73		Record: 155-152															Dead Ball Rebounds: 2-0		
NO. Name		Min	FG		3P	FT		Rebounds		Fouls		TP	AS	TO	ST	Blocks		+/-	
			M-A	M-A	M-A	OR	DR	TOT	FF	FT	FB					BS	BA		
12	Jordan Merritt	F 27:49	5-8	4-6	2-2	0	7	7	2	22	16	1	4	4	2	0	13	1st FG% 6-17 35.3%	
25	Faith Du	F 25:05	2-4	2-5	0-0	0	1	1	0	1	4	0	0	0	0	1	-7	3PT% 2-5 40.0%	
1	Kiera Smith	F 20:40	6-18	1-5	10-13	0	3	3	7	23	8	5	3	0	0	1	-1	FT% 2-2 100%	
4	Zephaniah Broughton	F 26:15	10-15	1-4	1-2	0	1	2	14	1	14	0	0	0	0	0	0	2nd FG% 6-20 30.0%	
15	Nina Rickards	G 30:25	2-7	0-1	0-0	2	1	3	1	0	4	0	1	3	1	2	-1	3PT% 1-5 20.0%	
13	Floor Toonders	G 25:20	0-0	0-0	0-0	1	3	4	2	0	0	0	1	3	1	0	3	4th FG% 1-4 25.0%	
5	Alberte Rimdal	21:25	2-4	1-1	1-1	0	2	2	1	0	6	0	1	0	0	0	-2	3rd FG% 7-16 43.8%	
14	Kristina Moore	G 02:06	0-1	0-0	0-0	0	0	0	0	0	0	0	1	0	0	0	-6	3PT% 3-5 60.0%	
00	Tailayah Wyche	11:12	2-3	0-0	2-2	1	0	1	4	2	6	0	0	0	0	0	5	FT% 4-6 66.7%	
2	Tailayah Wyche	00:49	0-0	0-0	0-0	0	0	0	1	0	0	0	1	0	0	0	-2	4th FG% 5-11 45.5%	
11	Emanuel de Oliveira	06:54	0-3	0-2	0-0	0	0	0	1	1	0	1	1	0	0	0	-4	3PT% 0-2 0.0%	
Team							4	5	9		0							FT% 9-10 90.0%	
Totals			24:64	5-17	1-4	19-22	10	26	36	19	15	73	11	16	15	3	4	1	GM FG% 24-64 37.5%
																		3PT% 6-17 35.3%	
																		FT% 19-22 86.4%	
																		Dead Ball Rebounds: 2-0	
Technical Fouls: NONE																			

	LSU	FLA								
Biggest lead	5 (3 rd :6:07)	8 (2 nd :5:34)	Points from	LSU	FLA	Period by Period Scoring				
Best Starting Run Lead Changes	7 (3 rd :0:30)	8 (3 rd :3:20)	Turnovers	8	22					
Times Tied	9		Paint	42	26					
Time with Lead	10:40	22:38	Second Chance	9	4	LSU	1st	2nd	3rd	4th TOT
			Fast Breaks	14	28	12	21	25	14	72
			Benches	15	12	FLA	16	17	21	19 73

Kentucky - 69			Record: 9-0 (2-6)														
NO.	Name		FG	3P	FT	Rebounds	Fouls	TP	AS	ST	Blocks			Shooting By Period			
			M-A	M-A	O-R	D-CR	P-F				S	BA	v-				
00	Olivia Owens	C	19	1-2	0-0	1	2	3	0	2	0	1	0	0	1 st 7PT: 1-6 43.8%		
10	Rhyne Howard	G	37	9-19	1-7	4	3	9	12	2	4	1	1	2	3PT: 1-5 20.0%		
11	Jada Walker	G	36	47	1-3	4-5	3-3	0	1	4	21	3	6	2	1	2 nd 7PT: 2-11 63.6%	
12	Tressie Hunt	G	22	35	7-12	0-0	0	3	5	2	2	0	1	0	-18	3PT: 2-4 50.0%	
34	Emma King	G	33	47	3-6	1-2	0-0	1	1	2	7	0	2	0	1	3PT: 1-2 50.0%	
21	Nyah Leverette	T	23	32	2-3	0-0	0	1	3	4	4	0	0	1	0	FT% 81.3 61.5%	
44	Danya Edwards	F	26	40	1-3	1-2	1	7	8	5	4	0	5	0	1	1-3 33.3%	
Team									0	1						FT%: 23 66.7%	
Totals			27	54	7-17	8-11	9	26	35	12	69	8	19	3	6	3	4 th FT%: 5-14 35.7%
															3PT%: 3-5 60.0%		
															FT%: 3-4 75%		
															Gm FGD%: 27-54 50.0%		
															FT%: 7-17 41.2%		
															FT%: 8-11 72.7%		
Technical Fouls: NONE																	

LSU - 78		Record: 18-4 (6-3)													Shooting Ball Rebounds: 1-0					
NO.	Name	Min	FG		3P		FT	Rebounds			Fouls		TP	AS	TO	ST	Blocks		+/-	
			M.A	O.A	M.A	O.A		OR	DR	TOT	PF	FO					BS	BA		
0	Autumn Newby	F 31:35	0-3	0-0	3-4	1	5	6	4	3	3	0	1	0	1	0	1	2	16	1 st FG% 9-19 47.4%
24	Faustine Ailiwa	C 38:58	5-12	0-0	4-6	4	4	4	8	2	4	14	1	0	1	2	2	9	3 rd TE 22 100.0%	
1	Jalyn Cherry	G 38:12	0-1	0-0	1-2	4	4	4	8	1	5	11	6	2	3	0	0	3	FT% 3-7 42.9%	
1	Jalyn Cherry	G 38:12	0-1	0-0	1-2	4	4	4	8	1	5	11	6	2	3	0	0	3	2 nd FG% 3-14 21.4%	
45	Kylea Pointer	G 37:49	9-19	3-4	7-8	2	3	5	5	28	2	2	0	1	0	1	6	3 rd 11 100.0%		
45	Alexis Morris	G 40:00	6-16	2-4	2-4	0	2	3	4	25	4	1	0	0	0	0	0	9	FT% 3-4 75%	
10	Rhyan Payne	03:49	1-2	0-0	0	0	0	1	0	2	0	1	0	0	0	0	0	9	3 rd FG% 7-18 38.9%	
32	Awa Trust	09:27	0-1	0-0	0-0	4	0	4	0	1	0	0	1	0	0	1	7	3 rd 1-2 50.0%		
Team						1	2	3			0								FT% 0-0 0%	
Totals			28-64	5-8	17-24	14	20	34	12	22	78	13	8	6	3	6	9		4 th FG% 9-13 69.2%	
Technical Fouls:NONE																				
3 rd 1-3 33.3%																				
FT% 11-13 84.6%																				
GM FG% 28-64 43.8%																				
3 rd 5-8 62.5%																				
FT% 17-24 70.8%																				

	UKY	LSU	Points from		UKY	LSU	Period by Period Scoring				
Biggest lead	5 (1 st 7:38)	10 (4 th 0:34)	Turnovers	8	22		1st	2nd	3rd	4th	TOT
Best Scoring Run	8 (3 rd 0:01)	6 (3 rd 7:53)	Paint	26	34	UKY	17	17	19	16	69
Lead Changes		5	Second Chance	16	22						
Times Tied	7		Fast Breaks	7	16	LSU	23	10	15	30	78
Time with Lead	11:16	24:54	Bench	14	2						



Official Basketball Box Score - Final
LSU at Ole Miss
02/07/22 The Sandy and John Black Pavilion at Ole Miss, Oxford
2021-22 Women's Basketball

Game Time: 6:00 PM
Game Duration: 2:00
Attendance: 2,209

Officials: Pulani Spurbuck-Welsh, Angelica Sufren, Kevin Pehlert

Record: 19-4 (7-3)																		
NO. Name	FG	3P	FT	Rebounds	Fouls	TP	AS	TO	ST	Blocks	BS	BA	+/					
	Min	M-A	M-A	M-A	OR DR TOT	PF	FD											
0 Autumn Newby	F	35:20	2-7	0-0	2-4	3	6	5	3	6	0	1	0	0	1	1	1	1
24 Faustine Alluwa	C	37:57	9-19	0-0	2-3	5	9	14	3	5	20	0	2	1	0	0	1	2
1 Jalin Cherry	G	40:00	3-9	0-0	1-2	2	6	8	3	2	7	1	1	2	0	0	0	4
3 Khayla Pointer	G	40:00	4-17	0-1	8-11	3	8	11	2	9	16	10	1	3	1	2	4	4
45 Alexis Morris	G	40:00	6-12	1-1	4-8	1	5	6	4	17	2	2	3	0	0	1	1	4
20 Hannah Gusters		02:21	1-2	0-0	0-0	1	0	1	0	0	2	0	2	0	0	0	0	2
32 Awa Trasi		04:22	0-1	0-0	0-0	1	2	3	1	0	0	0	1	0	0	0	1	3
Team						1												
Totals			25-67	1-2	17-28	17	33	50	18	23	68	13	11	9	1	6	4	

Technical Fouls: NONE

Shooting By Period	
1 st FG%	7-19 36.8%
3PT%	0-0 0.0%
FT%	0-0 0.0%
2 nd FG%	4-12 33.3%
3PT%	0-0 0.0%
FT%	5-10 50.0%
3 rd FG%	8-18 44.4%
3PT%	0-0 0.0%
FT%	8-10 80.0%
4 th FG%	6-18 33.3%
3PT%	1-2 50.0%
FT%	4-8 50.0%
GM FG%	25-67 37.3%
3PT%	1-2 50.0%
FT%	17-28 60.7%

Dead Ball Rebounds: 5.0

Record: 18-5 (6-4)																		
NO. Name	FG	3P	FT	Rebounds	Fouls	TP	AS	TO	ST	Blocks	BS	BA	+/					
	Min	M-A	M-A	M-A	OR DR TOT	PF	FD											
5 Snudda Collins	F	26:21	0-2	0-0	0	2	2	4	1	0	1	0	0	1	0	0	-9	
24 Madison Scott	F	28:24	3-5	0-0	3-5	2	13	15	4	4	9	0	0	1	2	0	-2	
0 Shakira Austin	C	28:09	5-10	0-1	1-2	1	7	8	3	2	11	2	3	0	2	0	-6	
1 Lashonda Monk	G	28:59	3-17	0-1	4-5	2	3	5	5	10	4	4	1	0	0	0	0	
3 Donnetta Johnson	G	17:38	1-4	0-2	0-0	1	0	1	1	0	2	1	1	0	0	0	-1	-5
2 Mimi Reid		13:25	2-3	1-2	0-0	0	0	0	1	0	5	1	1	1	0	0	-8	
15 Angel Baker		30:22	9-19	1-4	1-1	1	2	3	4	3	20	3	2	0	0	0	4	
23 Jaccorrah Bracey		04:25	0-0	0-0	0-0	0	0	0	0	0	0	0	0	0	0	0	4	
32 Caitlin McGee		20:14	3-5	0-0	1-4	2	1	3	1	3	7	1	1	1	1	0	4	
11 Iyanla Kitchens		02:03	0-0	0-0	0-0	0	0	0	0	0	0	0	0	0	0	0	-2	
Team						0	2	2										
Totals			26-65	2-12	10-17	9	30	39	23	18	64	13	12	4	6	1	-4	

Technical Fouls: NONE

Shooting By Period	
1 st FG%	4-15 26.7%
3PT%	1-4 25.0%
FT%	0-0 0.0%
2 nd FG%	6-16 37.5%
3PT%	0-5 0.0%
FT%	2-3 66.7%
3 rd FG%	9-17 52.9%
3PT%	1-2 50.0%
FT%	2-4 50.0%
4 th FG%	7-17 41.2%
3PT%	0-1 0.0%
FT%	6-10 60.0%
GM FG%	26-65 40.0%
3PT%	2-12 16.7%
FT%	10-17 58.8%

Dead Ball Rebounds: 4.1

	LSU	OM	Points from	LSU	OM	Period by Period Scoring					
Biggest lead	12 (4 th 5:19)	2 (1 st 9:11)	Turnovers	18	10	1st2nd3rd4thTOT					
Best Scoring Run	8 (1 st 6:45)	8 (4 th 0:44)	Paint	38	28	LSU	14	13	24	17	68
Lead Changes	3	3	Second Chance	11	12						
Times Tied	2		Fast Breaks	10	5	OM	9	14	21	20	64
Time with Lead	36:54	01:25	Bench	2	32						



Official Basketball Box Score - Final
LSU at Mississippi St.
02/17/22 Humphrey Coliseum, Starkville
2021-22 Women's Basketball

Game Time: 7:32 PM
Game Duration: 1:40
Attendance: 4,601

Officials: Mark Zentz, Kevin Pehlert, Ashlee Goodie

Record: 22-4 (10-3)																		
NO. Name	FG	3P	FT	Rebounds	Fouls	TP	AS	TO	ST	Blocks	BS	BA	+/					
	Min	M-A	M-A	M-A	OR DR TOT	PF	FD											
0 Autumn Newby	F	37:20	3-5	0-0	0-0	4	8	12	3	1	6	2	1	1	0	1	8	
24 Faustine Alluwa	C	25:12	2-8	0-0	2-2	2	10	12	3	3	6	0	2	0	2	0	-2	
1 Jalin Cherry	G	34:22	5-13	0-0	0-0	1	7	8	2	0	10	2	2	1	2	0	4	
3 Khayla Pointer	G	36:31	5-10	3-6	5-6	1	3	4	0	6	18	4	4	0	0	0	15	
45 Alexis Morris	G	37:56	7-18	2-6	7-7	0	2	2	1	4	23	1	0	1	0	1	14	
10 Ryann Payne		13:31	3-6	0-0	0-0	0	2	2	0	0	6	2	0	0	0	0	2	
20 Hannah Gusters		06:20	0-0	0-0	0-0	0	2	2	1	0	0	2	1	0	0	0	1	
32 Awa Trasi		08:48	1-1	0-0	0-0	0	2	2	0	0	2	0	1	0	0	0	18	
Team						0	1	1										
Totals			26-61	5-12	14-15	8	37	45	10	14	71	13	11	3	4	1	12	

Technical Fouls: NONE

Shooting By Period	
1 st FG%	10-19 52.6%
3PT%	3-6 50.0%
FT%	0-0 0%
2 nd FG%	5-15 33.3%
3PT%	1-2 50.0%
FT%	0-0 0%
3 rd FG%	4-13 30.8%
3PT%	1-2 50.0%
FT%	4-4 100%
4 th FG%	7-14 50.0%
3PT%	0-2 0.0%
FT%	10-11 90.9%
GM FG%	26-61 42.8%
3PT%	5-12 41.7%
FT%	14-15 93.3%

Dead Ball Rebounds: 1.0

Record: 15-10 (6-7)																		
NO. Name	FG	3P	FT	Rebounds	Fouls	TP	AS	TO	ST	Blocks	BS	BA	+/					
	Min	M-A	M-A	M-A	OR DR TOT	PF	FD											
22 Charlotte Kohl	C	33:08	4-5	0-1	0-0	6	5	11	2	3	8	0	1	0	0	0	-4	
0 Anastasia Hayes	G	38:15	7-22	1-3	2-2	0	4	4	2	3	17	5	2	1	0	2	-10	
1 Myah Taylor	G	39:01	4-10	3-4	0-2	1	2	3	3	2	11	3	1	2	0	2	-1	
2 Jerkalla Jordan	G	32:00	4-15	2-5	2-4	1	6	7	3	3	12	1	2	4	1	0	-4	
23 Caterion Thompson	G	28:27	4-11	1-5	0-0	0	3	3	1	0	9	2	0	0	0	0	-13	
10 Aislynn Hayes		24:22	0-1	0-1	0-0	0	4	4	3	0	0	1	2	0	0	0	-5	
24 Ashley Jones		04:47	1-3	0-1	0-0	1	1	2	0	0	2	0	0	1	0	0	-7	
Team						0	2	2										
Totals			24-67	7-20	4-8	9	27	36	14	10	59	12	8	8	1	4	-12	

Technical Fouls: NONE

Shooting By Period	
1 st FG%	7-18 38.9%
3PT%	2-6 33.3%
FT%	0-0 0%
2 nd FG%	6-16 37.5%
3PT%	1-2 50.0%
FT%	2-4 50.0%
3 rd FG%	8-18 44.4%
3PT%	2-7 28.6%
FT%	0-0 0%
4 th FG%	3-15 20.0%
3PT%	2-5 40.0%
FT%	2-4 50%
GM FG%	24-67 35.8%
3PT%	7-20 35.0%
FT%	4-8 50.0%

Dead Ball Rebounds: 1.0

	LSU	MSU	Points from		LSU	MSU	Period by Period Scoring				
Biggest lead	13 (2 nd 6:33)	3 (1 st 8:22)	Turnovers	11	14	LSU	23	11	13	24	71
Best Scoring Run	15 (4 th 0:11)	9 (2 nd 3:06)	Paint	26	34		1st	2nd	3rd	4th	TOT
Lead Changes	14	9	Second Chance	6	5	MSU	16	15	18	10	59
Times Tied	11		Fast Breaks	10	14		16	15	18	10	59
Time with Lead	25:29	08:20	Bench	8	2						



Official Basketball Box Score - Final
Georgia at LSU
02/10/22 Maravich Assembly Center, Baton Rouge
2021-22 Women's Basketball

Game Time: 7:30 PM
Game Duration: 2:07
Attendance: 6,943

Officials: Roy Gulbeyan, Brian Garland, Maggie Tamen

Georgia - 67		Record: 17-6 (5-5)																
NO.	Name	Min	FG	3P	FT	Rebounds	Fouls	TP	AS	TO	ST	Blocks	BS	BA	+	-		
			M-A	M-A	M-A	OR	DR	TOT	PF	FD								
20	Jordan Isaacs	F	11:39	0-1	0-0	0-0	4	4	3	0	0	0	1	0	0	-8		
14	Jenna Stali	C	26:28	3-7	0-0	2-2	4	6	1	4	8	0	3	2	2	0	-17	
3	Sarah Ashlee Barker	G	11:36	3-8	1-1	0-0	0	1	1	5	2	7	2	0	0	0	-4	
4	Mikayla Coombs	G	29:46	4-7	0-0	1-2	1	0	1	2	1	9	3	2	2	0	1	
23	Que Morrison	G	32:36	3-12	1-3	2-2	0	2	2	4	1	9	0	2	0	0	-10	
22	Makury Bates	C	03:03	0-2	0-0	0-0	0	0	0	2	0	0	0	0	0	-3	-2	
1	Chloe Chapman	A	14:14	0-1	0-0	0-0	2	2	2	1	0	0	2	1	1	2	0	-1
35	Javyn Nicholson	A	25:04	3-7	0-0	0-0	0	7	7	1	1	6	0	0	0	0	5	
21	Reigan Richardson	A	16:41	5-10	3-4	4-5	0	1	1	5	2	17	1	1	1	0	0	6
53	Jillian Hollingshead	A	13:31	0-1	0-0	0-0	0	1	1	1	1	0	0	1	1	0	1	1
0	Zoesha Smith	A	05:25	1-1	0-0	0-0	0	1	1	0	2	0	0	0	0	0	-3	-2
13	Tinya Hylton	A	09:57	3-5	2-3	1-2	0	1	1	3	1	9	1	2	0	0	0	0
Team							1	1	2	0	0	0	0	0	0	0	0	0
Totals				25-62	7-11	10-13	4	25	29	14	67	15	11	4	1	4	1	-6



Official Basketball Box Score - Final
Alabama at LSU
02/24/22 Maravich Assembly Center, Baton Rouge
2021-22 Women's Basketball

Game Time: 7:00 PM
Game Duration: 1:50
Attendance: 7,421

Officials: Roy Gubuyan, Kevin Pehlert, Natasha Camy

Alabama - 50

Record: 14-12 (5-10)

NO.	Name	Min	FG		3P	FT	Rebounds		Fouls	TP	AS	TO	ST	Blocks		+/-
			M-A	M-A			OR	DR						BS	BA	
33	Khyia Wade-Warren	F 13:36	1-2	1-2	0-0	0	0	0	4	0	3	0	3	0	0	4
1	Megan Abrams	G 36:36	5-13	3-6	3-4	0	4	4	1	3	16	1	4	0	1	-13
2	JaMya Mingo-Young	G 38:00	1-5	0-1	0-2	1	5	6	4	3	2	3	3	1	1	-4
5	Hannah Barber	G 38:08	4-9	3-8	0-0	1	3	4	2	0	11	3	0	0	0	-8
23	Brittany Davis	G 39:32	7-15	4-11	0-0	0	11	11	1	1	18	1	5	0	0	-8
31	Jada Rice	18:57	0-5	0-0	0-0	0	3	4	4	2	0	0	3	0	2	-3
12	Allie Craig Cruce	07:27	0-2	0-1	0-0	0	0	0	1	0	0	1	0	0	0	-9
4	Taylor Sutton	07:16	0-2	0-2	0-0	0	0	0	1	0	0	0	0	0	0	1
15	Myra Gordon	00:28	0-0	0-0	0-0	0	0	0	0	0	0	0	0	0	0	0
Team							4	1	5		0	0				
Totals			18-53	11-31	3-6	9	25	34	18	9	50	9	18	3	4	5 -8
Technical Fouls: NONE																

Shooting By Period		
1 st FG%	3-15	20.0%
3PT%	2-8	25.0%
FT%	2-4	50%
2 nd FG%	3-11	27.3%
3PT%	1-7	14.3%
FT%	0-0	0%
3 rd FG%	7-15	46.7%
3PT%	6-11	54.5%
FT%	1-2	50%
4 th FG%	5-12	41.7%
3PT%	2-5	40.0%
FT%	0-0	0%
GM FG%	18-53	34.0%
3PT%	11-31	35.5%
FT%	3-6	50.0%

Dead Ball Rebounds: 1,0

LSU - 58

Record: 24-4 (12-3)

NO.	Name	Min	FG		3P	FT	Rebounds		Fouls	TP	AS	TO	ST	Blocks		+/-
			M-A	M-A			OR	DR						BS	BA	
0	Autumn Newby	F 36:31	3-4	0-0	3-6	2	3	5	2	5	9	0	1	3	0	10
24	Faustine Ailiwa	C 22:32	5-7	0-0	2-5	2	3	5	3	3	12	0	0	1	3	0
1	Jalini Cherry	G 39:49	3-12	0-0	0-0	0	6	6	1	4	6	1	2	1	2	8
3	Khayla Pointer	G 40:00	10-19	2-6	1-2	1	8	9	1	3	23	8	2	3	0	2
45	Alexis Morris	G 01:27	0-1	0-1	0-0	0	0	0	0	0	1	0	0	0	0	2
10	Ryann Payne	35:57	2-9	0-2	0-0	2	4	6	1	2	4	2	2	0	0	1
20	Hannah Gusters	16:21	2-4	0-0	0-0	0	2	2	1	0	4	1	1	0	0	-9
32	Awa Trasi	04:47	0-1	0-0	0-0	0	0	0	0	1	0	0	1	0	0	-4
21	Timia Ware	02:36	0-0	0-0	0-0	0	0	0	0	0	0	0	1	0	0	5
Team							3	1	4		0	1				
Totals			25-57	2-9	6-13	10	27	37	9	18	58	13	10	9	5	4 -8
Technical Fouls: NONE																

Shooting By Period		
1 st FG%	7-16	43.8%
3PT%	0-4	0.0%
FT%	2-5	40%
2 nd FG%	6-16	37.5%
3PT%	0-2	0.0%
FT%	1-2	50%
3 rd FG%	5-13	38.5%
3PT%	2-3	66.7%
FT%	2-4	50%
4 th FG%	7-12	58.3%
3PT%	0-0	0.0%
FT%	1-2	50%
GM FG%	25-57	43.9%
3PT%	2-9	22.2%
FT%	6-13	46.2%

Dead Ball Rebounds: 4,1

	Ala	LSU										
Biggest lead	2 (1 st 9:38)	14 (3 rd 7:11)	Points from		Ala	LSU	Period by Period Scoring					
Best Scoring Run	6 (3 rd 3:29)	8 (1 st 5:27)	Turnovers		12	14						
			Paint		12	36						
Lead Changes			Second Chance		7	9	Ala	10	7	21	12	50
Times Tied	1		Fast Breaks		2	8	LSU	16	13	14	15	58
Time with Lead	00:23	38:41	Bench		0	8						



Official Basketball Box Score - Final
LSU at Tennessee
02/27/22 Thompson-Boling Arena, Knoxville, Tenn.
2021-22 Women's Basketball

Game Time: 2:02 PM
Game Duration: 1:57
Attendance: 11,013

Officials: Felicia Ginter, Brian Garland, Bill Larrance

LSU - 57

Record: 25-4 (13-3)

NO.	Name	Min	FG		3P	FT	Rebounds		Fouls	TP	AS	TO	ST	Blocks		+/-
			M-A	M-A			OR	DR						BS	BA	
0	Autumn Newby	F 39:05	5-7	0-0	2-2	6	3	9	4	4	12	1	1	0	0	5
24	Faustine Ailiwa	C 19:30	2-5	0-0	2-2	1	5	6	5	3	6	0	1	0	2	0
1	Jalini Cherry	G 40:00	6-16	0-0	2-2	0	10	10	2	3	14	3	6	1	1	3
3	Khayla Pointer	G 40:00	3-17	1-5	5-10	2	12	14	2	6	12	5	5	1	1	3
10	Ryann Payne	G 40:00	3-8	1-3	0-2	0	1	1	3	2	7	5	4	1	0	0
32	Awa Trasi	10:36	0-1	0-0	0-0	0	4	1	1	0	0	0	1	0	0	1
20	Hannah Gusters	10:49	3-4	0-0	0-0	1	1	2	2	0	6	0	2	1	0	-7
Team							1	0	1		0	0				
Totals			22-58	2-8	11-18	11	36	47	19	19	57	14	19	5	4	3 -3
Technical Fouls: NONE																

Shooting By Period		
1 st FG%	11-21	52.4%
3PT%	0-1	0.0%
FT%	0-0	0%
2 nd FG%	6-14	42.9%
3PT%	2-4	50.0%
FT%	0-0	0%
3 rd FG%	1-14	7.1%
3PT%	0-3	0.0%
FT%	6-8	75%
4 th FG%	4-9	44.4%
3PT%	0-0	0.0%
FT%	5-10	50%
GM FG%	22-58	37.9%
3PT%	2-8	25.0%
FT%	11-18	61.1%

Dead Ball Rebounds: 3, 0

Tennessee - 54

Record: 22-7 (11-5)

NO.	Name	Min	FG		3P	FT	Rebounds		Fouls	TP	AS	TO	ST	Blocks		+/-
			M-A	M-A			OR	DR						BS	BA	
2	Alexus Dye	F 22:46	5-15	0-0	0-0	3	4	7	5	0	10	0	3	1	0	-10
12	Rae Burrell	F 35:00	4-18	1-3	2-2	1	4	5	2	2	11	2	2	0	0	2
20	Tamari Key	C 32:23	4-9	0-0	0-0	4	5	9	2	6	12	1	3	0	3	0
4	Jordan Walker	G 30:54	2-8	1-4	2-4	1	4	5	3	4	7	3	2	1	0	-3
21	Tess Darby	G 28:07	1-4	0-2	2-2	1	2	3	2	1	4	1	1	1	0	-15
1	Sara Puckett	22:10	2-9	0-2	0-0	1	3	4	2	4	4	1	2	1	0	0
5	Kalya Wynn	05:28	1-1	0-0	0-0	0	0	0	0	0	2	0	0	1	0	0
11	Karoline Striplin	02:04	0-0	0-0	0-0	1	2	3	1	0	0	1	0	0	0	-1
0	Brooklyn Miles	21:08	2-3	0-0	0-1	1	2	3	2	2	4	0	1	2	0	0
Team							1	2	3		0	0				
Totals			21-67	2-11	10-17	14	28	42	19	19	54	8	15	7	3	4 -3
Technical Fouls: NONE																

Shooting By Period		
1 st FG%	3-17	17.6%
3PT%	1-3	33.3%
FT%	3-4	75%
2 nd FG%	5-15	33.3%
3PT%	1-5	20.0%
FT%	1-4	25%
3 rd FG%	5-17	29.4%
3PT%	0-2	0.0%
FT%	4-4	100%
4 th FG%	8-18	44.4%
3PT%	0-1	0.0%
FT%	2-5	40%
GM FG%	21-67	31.3%
3PT%	2-11	18.2%
FT%	10-17	58.8%

Dead Ball Rebounds: 3, 1

	LSU	TENN			LSU	TENN	Period by Period Scoring						
Biggest lead	18 (2 nd 7:33)	0 (1 st 10:00)	Points from					1st	2nd	3rd	4th	TOT	
Best Scoring Run	8 (1 st 0:43)	13 (4 th 0:33)	Turnovers	14	18								
Lead Changes	0	0	Paint	21	36								
Times Tied	0		Second Chance	10	11			LSU	22	14	8	13	57
Time with Lead	39:25	00:00	Fast Breaks	11	6								
			Bench	6	10			TENN	10	12	14	18	54



TV/Radio Roster

0
Autumn Newby
 F • 6-2 • Gr.
 Lawrenceville, Georgia



20
Hannah Gusters
 C • 6-5 • Fr.
 Dallas, Texas



1
Jailin Cherry
 G • 5-8 • Gr.
 Pascagoula, Mississippi



21
Timia Ware
 G • 5-6 • Fr.
 Chicago, Illinois



3
Khayla Pointer
 G • 5-7 • Gr.
 Birmingham, Alabama



23
Amani Bartlett
 F • 6-3 • Fr.
 Cleveland, Texas




10
Ryann Payne
 G • 6-0 • Jr.
 Los Angeles, California



24
Fautine Aifuwa
 C • 6-5 • Gr.
 Dacula, Georgia



11
Emily Ward
 G • 5-11 • So.
 Bossier City, Louisiana



30
Grace Hall
 F • 6-1 • Fr.
 Chicago, Illinois



13
Logyn McNeil
 F • 6-3 • Fr.
 Rockwall, Texas



32
Awa Trasi
 G/F • 6-1 • Sr.
 Toulouse, France



14
Sarah Shematsi
 G/F • 6-2 • Jr.
 Annecy, France



45
Alexis Morris
 G • 5-6 • Sr.
 Beaumont, Texas



15
Ajae Petty
 F • 6-3 • Fr.
 Baltimore, Maryland



Kim Mulkey
 Head Coach • 1st Season

