

#LSU

@LSUsoftball

@BethTorina

/LSUsoftball

@LSUsoftball

LSU

2022 SOFTBALL

SEC CHAMPIONS

1999 • 2000 • 2001 • 2002 • 2004

SEC TOURNAMENT CHAMPIONS

1999 • 2001 • 2002 • 2004 • 2007

WCWS APPEARANCES

2001 • 2004 • 2012

2015 • 2016 • 2017

## 2022 SCHEDULE/RESULTS

Date Opponent TV/StreamTime (CT)/Result

## FEBRUARY (6-5)

11	South Alabama!	SECN+	W, 3-0
11	Illinois!	SECN+	W, 4-2
12	South Alabama!	SECN+	W, 8-1
12	Central Arkansas!	SECN+	L, 2-3
13	Illinois!	SECN+	L, 2-5
13	Central Arkansas!	SECN+	W, 2-1
18	vs. Oklahoma State\$	ESPNU	W, 10-2
18	vs. Washington\$	ESPN+	L, 4-9
19	vs. Notre Dame\$	SECN	L, 6-8
19	vs. Michigan\$	ESPN+	L, 1-6
20	vs. Texas Tech\$	SECN	W, 2-0
25	Stephen F. Austin%	SECN+	W, 10-4
25	Drake%	SECN+	W, 12-4
26	Purdue%	SECN+	W, 8-0
26	Drake%	SECN+	W, 3-2
27	Purdue%	SECN+	W, 17-0
27	Stephen F. Austin%	SECN+	W, 5-0

## MARCH (0-0)

3	at ULL	ESPN+	6 p.m.
4	Troy^	SECN+	4 p.m.
4	Troy^	SECN+	6:30 p.m.
5	ULL^	SECN+	5 p.m.
6	LA Tech^	SECN	Noon
6	Central Connecticut St.@	SECN+	2:30 p.m.
11	Alabama*	SECN+	6 p.m.
12	Alabama*	SECN	6 p.m.
13	Alabama*	SECN+	2 p.m.
15	Southeastern La.	SECN+	6 p.m.
18	at Texas	LHN	6 p.m.
19	at Texas	LHN	2 p.m.
19	at Texas	LHN	4:30 p.m.
22	Nicholls St.	SEC+	6 p.m.
26	at Arkansas*	ESPN2	7:30 p.m.
27	at Arkansas*	ESPN	Noon
28	at Arkansas*	SECN	6 p.m.
30	McNeese St.	SECN+	6 p.m.

## APRIL (0-0)

1	Kentucky*	SECN+	6 p.m.
2	Kentucky*	ESPNU	5 p.m.
3	Kentucky*	SECN+	Noon
8	at Texas A&M*	SECN+	6 p.m.
9	at Texas A&M*	SECN+	2 p.m.
10	at Texas A&M*	SECN+	Noon
14	South Carolina*	SECN+	6 p.m.
15	South Carolina*	SECN+	6 p.m.
16	South Carolina*	SECN	11 a.m.
19	at McNeese St.		6:30 p.m.
22	at Georgia*	SECN+	5 p.m.
23	at Georgia*	ESPNU	1 p.m.
24	at Georgia*	ESPNU	11 a.m.
29	Florida*	SECN+	6 p.m.
30	Florida*	ESPN2	11 a.m.

## MAY (0-0)

1	Florida*	ESPN2	11 a.m.
6	at Mississippi St.*	SECN+	6 p.m.
7	at Mississippi St.*	SECN+	2 p.m.
8	at Mississippi St.*	SECN+	Noon
10-14	SEC Tournament	SECN	TBA
20-22	NCAA Regionals		TBA
26-29	NCAA Super Regional		TBA

## JUNE (0-0)

2-10	Women's College World Series		TBA
------	------------------------------	--	-----

All times are central and subject to change. Home games are bolded and played at Tiger Park. ! - Tiger Classic (Baton Rouge, La.); \$ - St. Pete/Clearwater Invitational (Clearwater, Fla.); % - Purple & Gold Challenge (Baton Rouge, La.); ^ - LSU Invitational (Baton Rouge, La.); \* - SEC Contest; SECN - SEC Network; SECN+ - SEC Network+; LHN - Longhorn Network



## NO. 21/22 LSU (12-5) IN LSU INVITATIONAL

## BREAKDOWN

LSU

2022 Record	12-5, 0-0 SEC
Head Coach	Beth Torina
LSU Record	428-185 (11th Season)
Overall Record/Years	557-296 (15th Season)

## No. 21 Louisiana



2022 Record	10-2
Head Coach	Gerry Glasco
ULL Record/Years	168-42 (5th Season)
LSU leads all-time series 20-12	

## Troy



2022 Record	11-2
Head Coach	Beth Mullins
Troy Record/Years	219-153 (8th Season)
LSU leads all-time series 9-0	

## Louisiana Tech



2022 Record	10-6
Head Coach	Josh Taylor
LA Tech Record/Years	10-6 (1st Season)
LSU leads all-time series 20-0	

## Central Conn. St.



2022 Record	0-9
Head Coach	Breanne Gleason
CCSU Record/Years	153-161-1 (9th Season)
LSU leads all-time series 2-0	

## FAST FACTS

- LSU is nationally ranked for the 112th consecutive week dating back to 2014. The Tigers are No. 22 in the USA Today/ NFCA Division I Softball Preseason Poll and T-No. 21 with Louisiana in the ESPN/USA Softball Preseason Poll.
- No. 21/22 LSU will participate in the ULL Crossover/LSU Invitational as they host ULL, Troy, LA Tech, and Central Conn. State.
- Five of LSU's six games this weekend will be played against Sun Belt (ULL, Troy) or Southland (LA Tech) conference teams. The SEC is 12-2 this season against both leagues.
- LSU picked up its first Top 10 victory of the 2022 season against then-ranked No. 7 Oklahoma State to open the St. Pete / Clearwater Tournament (Feb. 18).
- The Tigers had their best weekend in terms of hitting as they out-hit their opponents 55-21 and set new single-game highs of 17 runs and 14 hits vs. Purdue (Feb. 27).
- The LSU bats awoken in the fourth and fifth inning. The Tigers outscore their opponents 30-10 in the fourth inning specifically.
- Danica Coffey has thrashed opposing pitchers all season long as she leads the team with a .439 batting average with 25 hits (No. 3 in the SEC).
- Ali Kilponen (7-1) leads the league with 48.0 innings pitched. Her 45 strikeouts rank No. 7 in the SEC and she leads the conference with 15 strikeouts looking.
- Shelbi Sunseri who is 3-1 in the circle is coming off a career game where she logged a career-high 11 strikeouts in 10.0 innings pitched, and hit two home runs in that same game, including the walk off homerun. Sunseri is batting .300 on the season and ranks No. 2 in the SEC with seven home runs.
- Head coach Beth Torina is in her 11th season at the helm of LSU softball and has coached the Tigers to four Women's College World Series appearances, including three-straight, one of two

- teams (UCLA) in the nation to accomplish that feat from 2015-17.
- Under Torina, the Tigers are averaging 42 wins per season. Torina currently has a total of 428 wins at LSU and 557 total wins as a NCAA D1 head coach. She earned her 500th career victory February 21, 2020 with a no-hitter against Sam Houston State, thrown by Shelby Wickersham. Torina picked up win No. 400 at LSU on March 30, 2021 against ULM.
- The No. 21/22 Tigers return 19 players from last year's squad who went 35-22 in what was the toughest strength of schedule among teams who completed a full season.
- The Tigers return five players on the pitching staff, highlighted by 2019 All-American Shelbi Sunseri and Ali Kilponen. Shelby Wickersham, Morgan Smith, Taylor Edwards and Redshirt freshman Emilee Casanova is on the staff joined by true freshman Raelin Chaffin.
- Ali Kilponen and Taylor Pleasants earned a spot on the Preseason All-SEC Team. Pleasants was also named to the Top 50 USA Softball Watch List and was named to the USA Softball National Team in early January.
- The Tigers were picked to finish sixth in the Southeastern Conference by the coaches. The Tigers are behind preseason favorite Alabama followed by Florida, Arkansas, Tennessee and Missouri to round out the top five.
- Eight states are represented on the roster this season: Louisiana (7), Texas (7), California (6), Georgia (3), Arizona (1), Colorado (1), Florida (1) and North Carolina (1).
- In Tiger Park, LSU has won 30 games in four of the last seven seasons. In 2018, the Tigers put together 35 victories in Tiger Park, which was the second-most home wins in a season in program history.

## 2022 Quick Facts

### SOFTBALL STAFF

Head Coach	Beth Torina
Alma Mater, Year	Florida, 2000
Record at LSU (Seasons)	416-180 (10)
Career Record (Seasons)	545-291 (14)
Year at LSU	11th Season
Year in Career	15th Season
Assistant Coach	Howard Dobson
Alma Mater, Year	McNeese State, 1997
Year at LSU	11th Season
Assistant Coach	Lindsay Leftwich
Alma Mater, Year	Northwestern State, 2005
Year at LSU	11th Season
Video Coordinator	Matt Karin
Alma Mater, Year	Alabama, 2016
Year at LSU	6th Season
Volunteer Coach	Sandra Simmons
Alma Mater, Year	LSU, 2016
Year at LSU	4th Season
Assistant Coach	Amanda Doyle
Alma Mater, Year	LSU, 2020
Year at LSU	1st Season
Director of Operations	Quinlan Duhon
Alma Mater, Year	LSU, 2008
Year at LSU	13th Season

### TEAM INFORMATION

2021 Overall Record	35-22
2021 SEC Record (Finish)	13-11 (T5th)
2021 SEC Tournament Finish	Second Round
2021 Postseason	Super Regionals
2021 Final Ranking (NFCA/USA Softball)	15/T-15
Starters Returning/Lost	7/2
Pitchers Returning/Lost	5/2
Newcomers	6

### PROGRAM HISTORY

All-Time Record	1216-435-1 (.736)
All-Time SEC Record	437-207-1 (.678)
SEC Western Division Titles	9
Seasons	1997-2002, 2004, 2007, 2013
SEC Regular Season Titles	5
Seasons	1999, 2000, 2001, 2002, 2004
All-Time SEC Tournament Record	45-24 (.652)
SEC Tournament Titles	5
Seasons	1999, 2001, 2002, 2004, 2007
NCAA Tournament Record	80-52 (.606)
NCAA Tournament Appearances	22
Seasons	1998-2004, 2006-2019, 2021
Women's College World Series Appearances	6
Seasons	2001, 2004, 2012, 2015, 2016, 2017

### UNIVERSITY

Location	Baton Rouge, La.
Founded	1860
Enrollment	35,914
Nickname	Tigers or Fighting Tigers
Colors	Purple (PMS 268) & Gold (PMS 123)
Mascot	Mike (Bengal tiger)
Conference	Southeastern
President	William F. Tate IV
NCAA Faculty Representative	Dr. Lori Martin

### ATHLETICS DEPARTMENT

Director of Athletics	Scott Woodward
Executive Deputy AD/Executive Director of External Relations	Verge Ausberry
Executive Deputy AD/COO	Stephanie Rempe
Deputy AD for Leadership & Strategy	Lori Williams
Sr. Assoc. AD/Athletics Facility Management	Dan Gaston
Sr. Assoc. AD/Health and Wellness	Shelly Mullenix
Sr. Assoc. AD/Student Services & SWA	Miriam Segar
Chief of Staff	Andrea Tepe
Associate AD/Communications	Michael Bonnette
Associate AD/Ticket Sales & Operations	Brian Broussard
Associate AD/Diversity, Equity and Inclusion	Ashleigh Clare-Kearney-Thigpen
Assoc. AD/Administration	John Daniel
Associate AD/Compliance	Matt Jakoubek
Associate AD/Chief Financial Officer	Matthew LaBorde
Associate AD/Business and Finance	Neal Lamonica
Associate AD/Human Resources	Wendy Nall
Assistant AD/Marketing	Dave Haskins
Assistant AD/Compliance	Blair Napolitano
Assistant AD/Athletics Equipment	Greg Stringfellow
Associate AD/Ticket Sales & Operations	Brian Broussard

### COMMUNICATIONS

Associate AD/Communications	Michael Bonnette
Sr. Assoc. Comm. Director	Bill Franques
Sr. Assoc. Comm. Director	Kent Lowe
Assoc. Director of Creative & Digital Content	Brandon Berrio
Asst. Comm. Director	Aaron Hyder
Asst. Comm. Director	Keonte' Herrera
Asst. Comm. Director	Grant Kauvar
Digital Media Writer	Cody Worsham
Herrera's Email Address	kkh@lsu.edu
Herrera's Office Phone	(225) 578-8204
Herrera's Cell Phone	(254) 338-7609
Administrative Specialist	Pam LeBlanc

### CREATIVE CONTENT

Executive Director of Creative Content	Emily Dixon
Director of Post-Production	Matt Tornquist
Video Production Specialist	Garrison Floyd

### CREATIVE SERVICES

Executive Director	Jason Feirman
Graphic Design Coordinator	Lindsey Thompson
Graphic Design Coordinator	Stephanie Lyles
Graphic Design Coordinator	Madison Leavelle
Photography Manager	Chris Parent
Photographer Coordinator	Gus Stark

### LSU SPORTS PRODUCTIONS

Director of Media Productions	David Landry
Director of SEC Network TV Operations	John Schiebe
Director of Video Boards/Live Events	Lee Scioneaux
Director of Broadcasting	Chris Blair
Director of Digital Media	Todd Politz
Softball Radio Play-by-Play	Patrick Wright
Network Phone Number	(225) 578-1882
Website	LSUsports.net

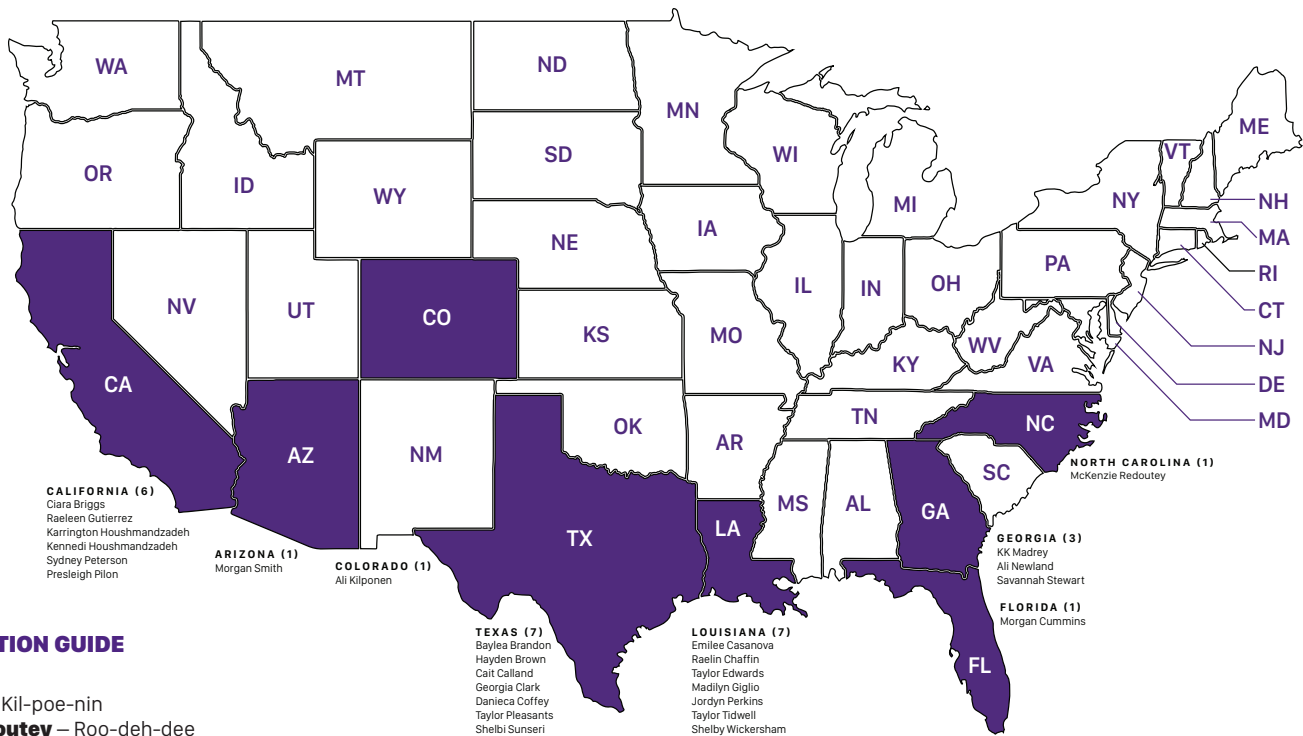
### LSU Athletics Communications Mailing Address

Fifth Floor, Athletics Administration Building  
Baton Rouge, LA 70803

2022 Roster

NUMERICAL						
NO.	NAME	POS.	H-T	B-T	CL-EXP.-LETTERS	HOMETOWN (PREVIOUS SCHOOL)
1	Sydney Peterson	INF	5-5	R-R	Fr.-HS	Stockton, Calif. (Franklin HS)
2	Ali Kilponen	P	6-0	R-R	R-Jr.-3L	Highlands Ranch, Colo. (Valor Christian HS)
3	Taylor Tidwell	INF	5-11	R-R	R-Jr.-3L	Gonzales, La. (St. Amant HS)
4	McKenzie Redoutey	OF	5-6	L-L	Fr.-HS	Franklin, N.C. (Franklin HS)
8	Savannah Stewart	OF	5-8	L-R	R-Jr.-3L	Marietta, Ga. (Hillgrove HS)
9	Madilyn Giglio	OF	5-3	L-R	Fr.-HS	Metairie, La (Mount Carmel Academy)
10	Emilee Casanova	P	6-2	R-R	R-Fr.-RS	Amite, La. (Oak Forest Academy)
11	Shelby Wickersham	P	5-10	R-R	R-Jr.-3L	Metairie, La. (Mount Carmel Academy)
13	Danieca Coffey	INF	5-6	L-R	So.-1L	Richwood, Texas (Angelton HS)
17	Taylor Pleasants	INF	6-0	L-R	R-So.-2L	Houston, Texas (J. Frank Dobie HS)
18	Kennedi Houshmandzadeh	INF	5-4	R-R	So.-1L	Cerritos, Calif. (Los Alamitos HS)
20	Jordyn Perkins	UTL	5-3	R-R	R-Jr.-3L	Metairie, La. (Mount Carmel Academy)
21	Taylor Edwards	P	5-8	R-R	R-So.-2L	Marrero, La. (De La Salle HS)
23	Baylea Brandon	UTL	5-6	L-L	Fr.-HS	Leander, Texas (Leander HS)
24	Hayden Brown	C	5-10	R-R	So.-1L	Colleyville, Texas (Keller HS)
25	Georgia Clark	INF	5-9	R-R	R-Jr.-3L	Houston, Texas (Stratford HS)
26	Morgan Cummins	C	5-8	R-R	R-Jr.-3L	Sarasota, Fla. (Lakewood Ranch HS)
27	Shelbi Sunseri	P/UTL	5-10	R-R	Sr.-3L	Santa Fe, Texas (Santa Fe HS)
34	Raelin Chaffin	P	5-6	R-R	Fr.-HS	Bossier City, La. (Airline HS)
37	Morgan Smith	P	5-10	R-R	So.-1L	Phoenix, Ariz. (Pinnacle HS)
42	Kaylen Madrey	UTL	5-7	L-R	Fr.-HS	Newnan, Ga. (Newnan HS)
44	Ali Newland	OF/C	5-4	L-R	So.-1L	Bremen, Ga. (Bremen HS)
47	Cait Calland	C	5-3	L-R	R-So.-2L	Katy, Texas (Katy HS)
55	Raeleen Gutierrez	UTL	5-10	L-L	R-So.-2L	Upland, Calif. (St. Lucy's Priory HS)
84	Karrington Houshmandzadeh	OF	5-9	L-R	R-Jr.-3L	Cerritos, Calif. (Los Alamitos HS)
88	Ciara Briggs	OF	5-5	L-R	R-So.-2L	Yorba Linda, Calif. (Orange Lutheran HS)
99	Presleigh Pilon	INF	5-8	L-R	R-Fr.-RS	Murrieta, Calif. (Murrieta Mesa HS)

TIGERS BY STATE




PRONUNCIATION GUIDE

Players

Ali **Kilponen** – Kil-poe-nin  
McKenzie **Redoutey** – Roo-deh-dee  
Madilyn **Giglio** – Jih-leo  
Shelby **Wickersham** – Wik-err-sham  
**Danieca** Coffey – Dan-eh-kuh  
Kennedi **Houshmandzadeh** – who-sh-man-zah-duh  
Shelbi **Sunseri** – Sun-ser-ree  
Raelin **Chaffin** – Chay-fin  
Kaylen **Madrey** – Maa-dree  
Cait **Calland** – Cah-land  
Raeleen **Gutierrez** – Goo-tee-eh-rez  
Karrington **Houshmandzadeh** – who-sh-man-zah-duh  
Presleigh **Pilon** – Pie-lawn

Coaching Staff

Beth **Torina** – tohr-REE-na



**Career Record:** 557-296  
**Record at LSU:** 428-184  
**Record at FIU:** 129-111

#### Head Coach – LSU

Year	Record
2012	40-25
2013	42-16
2014	38-24
2015	52-14
2016	52-18
2017	48-22
2018	45-17

Year	Record
2019	43-19
2020	21-3
2021	35-22
2022	12-5

#### Head Coach – FIU

Year	Record
2011	31-27
2010	38-21
2009	31-29
2008	29-34

YEARS	SCHOOL	NOTES
2012-Present	LSU Head Coach	Nine NCAA Regionals, 2012, 2015, 2016, 2017 Women's College World Series
2008-11	Florida International University Head Coach	2010 NCAA Regionals
2003-07	University of Houston Assistant Coach	Two NCAA Regionals, 2007 Conference USA Champions
2000-02	Stetson University Assistant Coach	2001 Atlantic Sun Regular Season Champions
1997-2000	University of Florida pitcher	1998 SEC Championship Team

## TORINA VS. OPPONENTS

Opponent	LSU	FIU	Totals
Alabama	9-13	0-2	9-15
Alcorn State	1-0	0-0	1-0
Arizona	4-3	0-0	4-3
Arizona State	3-2	0-1	3-3
Arkansas	16-5	1-1	17-6
Auburn	11-9	0-1	11-10
Ball State	1-0	0-1	1-1
Baylor	3-1	0-2	3-3
Belmont	2-0	0-0	2-0
Bethune-Cookman	2-0	3-0	5-0
Bradley	0-0	0-1	0-1
Boston College	0-0	1-0	1-0
Boston University	1-0	1-1	2-1
Bucknell	2-0	0-0	2-0
Buffalo	1-0	0-0	1-0
BYU	3-0	0-0	3-0
Campbell	2-0	0-0	2-0
California	1-2	0-0	1-2
Cal State Fullerton	2-0	0-1	2-1
Cal State Northridge	2-0	0-0	2-0
Central Arkansas	9-1	0-0	9-1
Central Connecticut State	2-0	0-0	2-0
Colorado State	1-0	0-0	1-0
Columbia	0-0	1-0	1-0
Connecticut	1-0	2-0	3-0
Creighton	0-0	0-1	0-1
DePaul	0-1	0-1	0-2
Drake	2-0	0-1	2-1
Duke	0-1	0-0	0-1
East Tennessee State	0-0	0-1	0-1
Eastern Illinois	1-0	2-0	3-0
Eastern Michigan	0-0	1-0	1-0
Fairfield	1-0	0-0	1-0
Florida	7-17	1-4	8-21
Florida A&M	2-0	0-0	2-0
Florida Atlantic	5-0	7-5	12-5
Florida Gulf Coast	0-0	7-3	7-3
Florida State	5-6	0-2	5-8
Fordham	1-0	0-2	1-2
Fresno State	1-0	0-0	1-0
George Washington	2-0	3-0	5-0
Georgetown	0-0	1-0	1-0
Georgia	12-7	0-1	12-8
Georgia Southern	4-0	0-0	4-0
Georgia Tech	1-0	2-0	3-0
Hampton	1-0	0-0	1-0
Harvard	0-1	1-2	1-3
Hofstra	3-1	0-0	3-1
Houston	1-0	0-0	1-0
Illinois	2-1	0-3	2-4
Illinois-Chicago	1-0	1-0	2-0
Illinois State	7-0	1-1	8-1
Indiana	0-1	2-0	2-1
Iowa	2-0	0-1	2-1
Iowa State	1-0	0-0	1-0
Jacksonville	0-0	1-0	1-0
Jackson State	1-0	0-0	1-0
James Madison	2-1	0-0	2-1
Kansas	2-0	0-0	2-0
Kentucky	9-13	0-1	9-14
Kent St.	1-0	0-0	1-0
Lamar	2-0	0-0	2-0
Liberty	2-0	0-0	2-0
Longwood	2-0	0-0	2-0
Long Beach State	2-0	1-0	3-0
Long Island	1-0	3-0	4-0
Louisiana-Lafayette	8-6	4-11	12-17
Louisiana-Monroe	7-0	10-4	17-4
Louisiana Tech	8-0	0-0	8-0
Louisville	1-1	0-1	1-2
Loyola Marymount	0-1	1-0	1-1
Massachusetts	1-0	0-2	1-2
McNeese State	14-1	0-0	14-1
Memphis	4-0	1-0	5-0
Michigan	3-4	0-0	3-4
Michigan State	0-0	2-1	2-1
Middle Tennessee	0-0	12-2	12-2
Minnesota	0-4	0-0	0-4
Mississippi State	14-5	0-0	14-5
Mississippi Valley State	2-0	0-0	2-0
Missouri	12-9	0-3	12-12
Monmouth	1-0	0-0	1-0
Murray State	1-0	0-0	1-0
Nebraska	2-0	0-0	2-0
Nevada	1-0	0-1	1-1
New Mexico	0-0	0-2	0-2
New Mexico State	1-0	0-0	1-0
Nicholls	9-0	0-0	9-0
Northwestern	2-0	0-0	2-0
Northwestern State	7-0	0-0	7-0
North Carolina	1-1	0-2	1-3
North Carolina State	4-0	1-0	5-0
North Dakota	2-0	0-0	2-0
North Dakota State	1-1	0-0	1-1
North Florida	1-0	4-0	5-0
North Texas	0-0	8-6	8-6
Notre Dame	2-1	0-0	2-1
Ohio State	3-0	1-2	4-2
Oklahoma	2-5	0-0	2-5
Oklahoma State	8-3	0-0	8-3
Ole Miss	14-7	0-0	14-7
Omaha	1-0	0-0	1-0
Oregon	0-5	0-0	0-5
Oregon State	2-0	1-1	3-1
Pacific	2-1	0-0	2-1
Pittsburgh	0-0	0-3	0-3
Penn State	4-3	2-1	6-4
Purdue	4-0	0-0	4-0
Providence	0-0	3-0	3-0
Quinnipiac	0-0	2-1	2-1
Radford	0-0	1-0	1-0
Robert Morris	0-0	1-0	1-0
Rutgers	0-0	0-1	0-1
Samford	3-0	0-0	3-0
Sam Houston State	2-0	0-0	2-0
San Diego State	1-0	0-0	1-0
San Jose State	1-0	0-1	1-1
Stephen F. Austin	6-0	0-0	6-0
St. John's	0-0	0-1	0-1
St. Joseph's	0-0	0-1	0-1
South Alabama	10-2	6-7	16-9
South Carolina	14-5	0-0	14-5
South Florida	1-0	0-0	1-0
Southeast Missouri	1-0	0-0	1-0
Southeastern Louisiana	6-0	0-0	6-0
Southern Illinois	0-0	1-0	1-0
Southern Utah	1-0	0-0	1-0
SIU	1-0	0-0	1-0
Southern Miss	5-0	0-0	5-0
Stanford	1-1	0-0	1-1
Stetson	0-0	4-1	4-1
Syracuse	1-0	1-0	2-0
Temple	0-0	1-0	1-0
Tennessee	9-13	0-0	9-13
Tennessee State	1-0	0-0	1-0
Tennessee Tech	2-0	2-0	2-0
Texas	3-2	0-0	3-2
Texas-Arlington	1-0	1-1	2-1
Texas A&M-CC	0-0	1-0	1-0
Texas A&M	14-7	0-0	14-7
Texas State	1-0	0-0	1-0
Texas Southern	1-0	0-0	1-0
Texas Tech	6-1	0-0	6-1
Troy	4-0	6-7	10-7
Tulsa	3-1	0-0	3-1
UCF	1-0	2-2	3-2
UCLA	2-3	0-1	2-4
UC Santa Barbara	1-0	0-0	1-0
UNLV	1-0	0-0	1-0
USC Upstate	1-0	0-0	1-0
Utah	0-1	0-0	0-1
Utah State	1-0	0-0	1-0
Virginia	2-0	0-0	2-0
Virginia Tech	0-0	0-1	0-1
Washington	3-3	0-0	3-3
Western Kentucky	1-0	7-5	8-5
Western Michigan	0-0	1-0	1-0
Wichita State	1-0	0-0	1-0
Wisconsin	0-0	0-1	0-1



## LSU's Record When....

WIN-LOSS SUMMARY	2022	OVERALL
<b>Overall</b>	12-5	1,216-435-1
<b>Non-Conference</b>	12-5	723-189
<b>SEC</b>	0-0	437-207-1
<b>SEC Tournament</b>	0-0	45-24
<b>NCAA Tournament</b>	0-0	81-50
<b>Home</b>	10-2	713-138-1
<b>Away</b>	0-0	286-172
<b>Neutral</b>	2-3	193-95
<b>vs. Top 10</b>	1-1	103-166
<b>vs. Top 25</b>	1-2	266-280-1
<b>Louisiana Teams</b>	0-0	194-17
<b>Day Games</b>	9-3	817-297-1
<b>Night Games</b>	3-2	337-109
<b>February</b>	12-5	334-82
<b>March</b>	0-0	352-105
<b>April</b>	0-0	312-104-1
<b>May</b>	0-0	167-110
<b>Sunday</b>	4-1	236-100-1
<b>Monday</b>	0-0	11-4
<b>Tuesday</b>	0-0	88-8
<b>Wednesday</b>	0-0	134-20
<b>Thursday</b>	0-0	64-16
<b>Friday</b>	5-1	245-103
<b>Saturday</b>	3-3	395-154
<b>RHP Starter</b>	12-5	1059-108-1
<b>LHP Starter</b>	0-0	112-48
<b>Shutouts</b>	5-0	491-134
<b>Run-rule Games</b>	4-0	295-30
<b>Extra-inning Games</b>	1-1	84-49
<b>One-run Games</b>	2-1	254-137
<b>Two-run Games</b>	2-1	141-76
<b>Five-run + Games</b>	7-2	720-169
<b>Scored 0-2 Runs</b>	2-3	177-296
<b>Scored 3-5 Runs</b>	4-1	406-102-1
<b>Scored 6-9 Runs</b>	2-1	395-10
<b>Scored 10 + Runs</b>	4-0	195-1
<b>Opp. Scored 0-2 Runs</b>	10-0	959-91
<b>Opp. Scored 3-5 Runs</b>	2-2	188-163-1
<b>Opp. Scored 6-9 Runs</b>	0-3	24-129
<b>Opp. Scored 10 + Runs</b>	0-0	3-24
<b>Scored in 1st Inning</b>	3-2	541-51-1
<b>Opp. Scored in 1st Inning</b>	2-2	172-146
<b>Scored First</b>	8-1	943-109-1
<b>Opp. Scored First</b>	4-4	231-299
<b>Leading after 6 Innings</b>	8-0	743-27
<b>Trailing after 6 Innings</b>	1-2	36-295-1
<b>Tied after 6 Innings</b>	0-3	96-50
<b>Out-hit Opp.</b>	10-0	944-92-1
<b>Out-hit by Opp.</b>	2-4	110-269
<b>Hits are Tied</b>	0-1	79-45

## NEWS AND NOTES

### The Series

LSU has an overall record of 51-12 against this weekend's opponents.

The Tigers are 20-12 all-time against ULL. The Tigers and Ragin' Cajuns met five times last season with LSU winning four of them, including two in the NCAA Baton Rouge Regional.

LSU is 9-0 versus Troy. The Tigers defeated the Trojans 11-0 in five innings on March 13, 2019 which was the last time they met.

LSU boast a 20-0 all-time record against Louisiana Tech. The Tigers defeated LA Tech last season 6-4 at Tiger Park and run-ruled them 11-0 in the 2020 LSU Invitational.

LSU is 2-0 against Central Connecticut State. The last time the two clubs met was in the 2013 NCAA Baton Rouge Regional where LSU won 3-2 and 11-0.

### Tigers in the Polls

LSU is currently tied at No. 21 in the ESPN.com/USA Softball Top 25 Poll with Louisiana and are ranked No. 22 in the USA Today/ NFCA Division I Softball Poll.

The Tigers have been ranked since the end of the 2014 season, marking 112 consecutive weeks in the Top 25 Poll.

The Tigers opened the season ranked No. 14 in the USA Today/ NFCA Division I Softball Preseason Poll, and No. 15 in the ESPN.com/USA Softball Preseason Top 25 Poll.

### Hit 'Em Up

The LSU Tigers sit atop the league with 437 at bats and rank No. 5 with 127 hits, No. 7 with 93 RBI, and No. 2 with 71 drawn walks.

The Tigers are coming off their most productive weekend hitting as they tallied 59 over six games with eight home runs and 51 RBI. LSU set new single-game hitting highs three times last weekend, resting at 14 hits and a season-high 17 runs against Purdue (Feb. 27).

### Last Time Out

LSU was a perfect 6-0 at the Purple & Gold Challenge with pairs of victories over Stephen F. Austin, Drake, and Purdue. The Tigers had three shutouts on the weekend, outhitting their opponents 59-21 and outscoring them 55-10.

Danieca Coffey led the Tiger offense for the second consecutive weekend, this time with a .524 batting average behind 11 hits to go along with six runs and four RBI.

Shelbi Sunseri followed with a .500 batting average and had a dominating performance against Drake (Feb. 26) as she hit two home runs in the game, including the walk off home run, and tossed 10.0 innings where she recorded a career-high 11 strikeouts.

Ali Kilponen went 3-0 in the circle last weekend, registering a 0.00 ERA with a pair of two complete game shutouts, including a season-high 11 strikeouts vs. Stephen F. Austin (Feb. 27).

### Top of the Order

Third baseman and leadoff hitter Danieca Coffey leads the team with a .439 batting average and six stolen bases. Her 57 at bats lead the SEC and her 25 hits rank No. 3 in the league. Coffey is currently on a 15-game reached base streak and had a hitting streak as many as 14 this season.

Centerfielder Ciara Briggs who bats second has matched her career best reached base streak to 17 and is No. 2 with 55 at bats and No. 7 with 16 runs scored. Briggs is also dominant in the outfield and was the No. 1 play on SportsCenter this season when she robbed a homerun in the 2-0 win over Texas Tech on Feb. 20.

### Getting Back on Track

After a slow start from the 2021 SEC Newcomer of the Year, Taylor Pleasants is finding her groove. Last weekend she batted .333 with six hits, featuring two leadoff home runs, a triple, and a timely RBI double to tie a game and send it to extra innings. Pleasants is cuttently hitting .196 this season with 10 hits.

### AK Leading in the Circle

Ali Kilponen has a 7-1 record in the circle this season in nine appearances. She has a 0.73 ERA and leads the SEC with 48.0 innings pitched. Kilponen ranks No. 7 in the SEC with 45 strikeouts, including a league-best 15 K's looking.

Kilponen is coming off a weekend where she tossed two shutouts and had a season-high 11 strikeouts against SFA. In that game against the Lady Jacks, Kilponen gave up one hit, marking the first seven inning complete game one-hitter for LSU since Allie Walljasper vs. Florida State on May 27, 2017.

### The One-Two Punch

Shelbi Sunseri and Georgia Clark account for 12 of the 17 Tigers home runs this season. Sunseri leads the team with seven home runs, a mark that is No. 2 in the SEC. She also ranks No. 7 in the league with 17 RBI and paces the league with 15 walks. Sunseri also deals in the circle and has a 3-1 record with 30 strikeouts in 37.0 innings pitched. Sunseri is coming off a career-high 11 strikeouts against Drake (Feb. 26), a game where she also hit a walkoff home run in the 10th inning.

Clark sits No. 4 in the conference with 18 RBI. On the defensive side of the diamond, Clark leads the SEC with 123 chances and 112 putouts.

### Two Out Shots

Nine of the 17 LSU home runs this season have come with two outs in the inning. LSU is 9-1 this season in games where a Tiger hits a home run.

### Pleasants Named to USA Softball Top 50 Watch List

LSU infielder Taylor Pleasants was named to the 2022 USA Softball Collegiate Player of the Year Top 50 "Watch List" announced by USA Softball.

Pleasants garnered several postseason awards in 2021 including being named a NFCA All-American, All-SEC First Team selection and SEC Newcomer of the Year after finishing the season with a .316 batting average, 56 hits, 49 RBI, 37 runs and 13 home runs. Earlier this month, Pleasants was selected to the 2022 USA Softball Women's National Team.

The Top 25 Finalists for the 2022 USA Softball Collegiate Player of the Year award will be announced April 20. While an athlete does not have to be on the "Watch List" to be considered for the Top 25, the eventual USA Softball Collegiate Player of the Year will come from the Top 25 Finalists. The Top 10 Finalists will be revealed May 4 with the Top 3 released May 18. The 2022 USA Softball Collegiate Player of the Year will be announced prior to the NCAA Women's College World Series.

### Two Tigers Named to Preseason All-SEC Softball Team

The Southeastern Conference announced the 2021 Preseason All-SEC Softball Team that featured two LSU softball players on the list. Ali Kilponen and Taylor Pleasants represented the Tigers.

The Tigers are one of eight SEC schools with multiple student-athletes listed. After Florida and Missouri with three players each, LSU along with Alabama, Arkansas, Kentucky, Tennessee, and Texas A&M each have two student-athletes mentioned. Auburn, Georgia, and Mississippi State each have one student-athlete selected.

The Preseason All-SEC Softball Team is voted on by the league's head coaches and consists of a minimum of 21 players. No ties were broken.

TIGERS IN THE POLLS

USA Today/NFCA Coaches Poll (3/1/22)

RK	TEAM (1ST VOTES)	PTS	'22 Record	Previous
1	Oklahoma (32)	800	15-0	1
2	Alabama	768	15-0	2
3	Florida State	734	15-0	3
4	Florida	704	16-0	4
5	UCLA	669	12-3	6
6	Virgina Tech	639	11-2	7
7	Washington	526	11-4	5
8	Oklahoma State	504	10-4	11
9	Arizona	492	10-4	8
10	Kentucky	488	13-1	12
11	Arkansas	466	8-3	10
12	Oregon	449	11-3	9
13	Duke	424	13-3	13
14	Clemson	416	11-3	14
15	Missouri	374	12-4	16
16	Georgia	348	14-2	15
17	Northwestern	296	10-4	18
18	Tennessee	247	9-6	17
19	Michigan	231	8-5	19
20	Auburn	214	15-1	21
21	Louisiana	182	10-2	20
22	LSU	133	12-5	24
23	Arizona State	106	9-4	22
24	UCF	50	10-6	RV
25	Notre Dame	39	12-3	RV

Receiving Votes: Texas (36), Stanford (25), USF (13), Charlotte (6), Iowa State (6), Liberty (5), James Madison (3), Texas A&M (2), Wisconsin (2), Fullerton (1), Georgia Tech (1), Illinois (1).

ESPN.com/USA Softball Poll (3/1/22)

RK	TEAM (1ST VOTES)	'22 Record	PTS	Previous
1.	Oklahoma (23)	15-0	623	1
2.	Alabama (1)	15-0	599	2
3.	Florida State (1)	15-0	573	3
4.	Florida	16-0	547	4
5.	UCLA	12-3	526	6
6.	Virgina Tech	11-2	497	7
7.	Washington	11-4	440	5
8.	Missouri	12-4	401	19
9.	Clemson	11-3	400	9
10.	Oklahoma State	10-4	396	12
11.	Arkansas	8-3	394	8
12.	Duke	13-3	351	13
13.	Kentucky	13-1	334	14
14.	Northwestern	10-4	306	15
15.	Oregon	11-3	293	11
16.	Arizona	10-4	277	10
17.	Tennessee	9-6	209	17
18.	Georgia	14-2	200	18
19.	Michigan	8-5	196	16
20.	Auburn	15-1	166	21
T-21.	LSU	12-5	106	23
T-21.	Louisiana	10-2	106	20
23.	Arizona State	9-4	99	22
24.	USF	10-3	46	25
25.	UCF	10-6	39	RV

Others receiving votes: Minnesota (28), Texas A&M (23), Oregon State (17), Notre Dame (15), Texas (15), Stanford (13), San Diego State (12), Illinois (8), Troy (5), James Madison (4), Charlotte (3), Cal State Fullerton (2), Iowa State (2).

\*The Tigers have been ranked every week since the end of the 2014 season.

NEWS AND NOTES

LSU Picked Sixth in Preseason SEC Poll

The 2022 SEC Softball Preseason Coaches' Poll was released January 31 and the league's coaches have predicted the LSU softball team to finish sixth in the conference. Alabama, Florida, Arkansas, Tennessee and Missouri make up the top five of the SEC Poll. Points for the poll were awarded on a 1-2-3-4-5-6-7-8-9-10-11-12 basis. Coaches were not allowed to vote for their own team.

2022 SEC Softball Preseason Coaches' Poll

(First-Place Votes in Parentheses)

Place, School, Points

1. Alabama (7), 138
2. Florida (3), 131
3. Arkansas (2), 124
4. Tennessee (1), 103
5. Missouri, 97
6. LSU, 93
7. Georgia, 78
- Kentucky, 78
9. Ole Miss, 47
10. Texas A&M, 41
11. Auburn, 36
12. Mississippi State, 35
13. South Carolina, 13

A Look at the 2022 Schedule

LSU ended the Tiger Classic with a 4-2 record with a pair of victories over South Alabama and one win each against Central Arkansas and Illinois. At the St. Pete/Clearwater Elite Invitational, LSU went 2-3 highlighted by a 10-2 six-inning win over No. 7 Oklahoma State. It was the Tigers first Top 10 victory of the season. The Tigers built momentum in their second home tournament, the Purple & Gold Challenge, by going 6-0 against Stephen F. Austin, Drake, and Purdue. LSU played each team twice and shutout half of its games in the tourney.

The final tournament before SEC play will be the LSU Invitational/ULL Crossover (March 3-6). The first game of that tournament for LSU will be at ULL on March 3 and the remainder of the tournament will be at Tiger Park with duels against Troy, ULL, Louisiana Tech and Central Connecticut State.

The Tigers will open SEC Play at home against Alabama March 11-13 and will host a midweek game on March 15 against Southeastern Louisiana.

The Tigers will jump out of the SEC for a three-game series at Texas March 18-19, and will take on Nicholls State at Tiger Park in a midweek game on March 22.

Arkansas will be the first conference road series for LSU in 2022 on March 26-28 before returning home for the first installment of midweek competition against McNeese State March 30.

LSU will challenge Kentucky in a three-game series in Baton Rouge April 1-3. April 2 contest will be the annual Strikeout Ovarian Cancer teal game and SEC's All in for Alex campaign.

The Fighting Tigers will make another trip to Texas for a series against Texas A&M April 8-10, and will then host South Carolina for a trio of games April 14-16.

The final midweek of the season at McNeese State on April 19 begins a stretch of four consecutive road games as the Tigers will travel to Athens, Ga. for a series at Georgia April 22-24.

The final home series of the season will be against Florida April 29-May 1, and the regular season concludes at Mississippi State May 6-8.

The 2022 SEC Softball Tournament is set for May 10-14 at Katie Seashole Stadium in Gainesville, Fla.

NCAA Regional dates are set for May 20-22 with Super Regionals following May 26-29. The Women's College World Series, held in Oklahoma City, will be held June 2-10.

Four Trips in Nine Years Under Torina

The LSU softball program has advanced to the Women's College World Series four times under Torina and three out of the last six seasons. LSU and UCLA were the only programs that advanced to Oklahoma for three-straight years (2015-2017).

Softball Inks Six for 2023 Season

Head coach Beth Torina announced in the fall the signing of six during 2021 Signing Day. All will be freshman and eligible for the 2022-23 academic year.

Extra Inning Softball ranked the Tigers' class as No. 6 in the country for the second consecutive year as all signees are ranked in the Top 100 Prospect rankings.

The Tigers signed Maci Bergeron (Rayne, La.), Sydney Berzon (Buffalo, N.Y.), Alea Johnson (Fairhope, Ala.), Abigail Savoy (Branch, La.), Emma Strood (League City, Texas) and Maia Townsend (Morris, Ala.).

"This class is truly special, and we have been awaiting their arrival for a long time," said coach Torina. "They are the best of the best at their respective positions and will help us continue to compete at the absolute highest level. I fully expect that we will see an immediate impact on our program from this group. We are proud of all they have accomplished up to this point in their careers and we cannot wait to see what lies ahead for them as a part of our program."

Cummins, Stewart Earn Degrees in Fall 2021

Morgan Cummins and Savannah Stewart earned their degree this fall.Cummins graduated with a bachelor's degree in Interdisciplinary Studies, while Stewart received her bachelor'd degree in Sports Administration.

Press Box Conversations

An intern made the embarrassing statement that Soljia Boy is on his Mount Rushmore of rappers. However, his supporting evidence had nothing to do with Soulja Boy's actual rapping ability (or lackthereof).

Who is on your Mount Rushmore of music artist (any genre) for reasons outside of their music?





# Mike Moore Performance Center

THE FIRST OF ITS KIND & A SOFTBALL PLAYER'S DREAM

## "The Mike"

- The Mike Moore Performance Center, one of the top indoors facilities among college softball and the biggest indoor facility in the SEC, was added to the facility in 2020.

- The facility was named after the late Mike Moore, a longtime supporter of LSU softball. During his life, Mr. Moore was an avid and very active fan of LSU Athletics. Mr. Moore and his family were season ticket holders for multiple sports and often traveled across the country to watch the Tigers play.

- Mr. Moore tragically passed away while traveling with his wife supporting the LSU Softball team in Palm Springs, California in February of 2015. Before his passing, Mr. Moore and his family made a financial commitment to the LSU softball program for the performance center.


- This state-of-the-art facility features a full-sized infield, multiple hitting lanes and a team weight room, believed to be the first-ever exclusive weight room for a softball team in the nation.

- With a space of 14,500 square feet, 1,279 square feet is dedicated to the weight room to go along with 770 square feet on the second floor specifically for cardio equipment.

- Each hitting lane will have wired electricity which provides the staff and student-athletes the capability to set up multiple hitting machines throughout the facility. The facility is wired with a custom multi-camera system that provides a chance to immediately review film during practice.

- The building is also equipped with 517 square feet of storage space and a 240 square foot locker room area. Lighting is energy efficient with impact-resistant LED fixtures.

- A custom turf, that mirrors real grass in terms of playability and performance, was installed with LSU branding throughout the entire indoor. Graphics are placed throughout the interior of the facility that honors the history of LSU softball.



## FIRST-CLASS FACILITY

(Top left) Entrance into weight room & stairs to cardio equipment. (Top right) Cardio Room. (Bottom left) Five hitting lanes. (Bottom right) Weight & Cardio Room.



## LAST TIME A TIGER....

<b>Scored three runs in a game:</b>	Danieca Coffey, Purdue, 02/27/22
<b>Scored four runs in a game:</b>	Aliyah Andrews & Morgan Smith, North Dakota 02/17/21
<b>Had four hits in a game:</b>	Aliyah Andrews, Missouri, 04/11/21
<b>Had five hits in a game:</b>	Sahvanna Jaquish, at South Carolina, 04/19/14
<b>Had five RBIs in a game:</b>	Georgia Clark, Drake, 02/25/22
<b>Had six RBIs in a game:</b>	Taylor Pleasants, vs. Liberty, 02/21/21
<b>Had seven RBIs in a game:</b>	Amanda Doyle, North Dakota, 02/17/21
<b>Had nine RBIs in a game:</b>	Bianka Bell, at Louisiana Tech, 03/15/16
<b>Had two doubles in a game:</b>	Morgan Cummins, Stephen F. Austin, 02/25/22
<b>Had three doubles in a game:</b>	Raeleen Gutierrez, Ole Miss, 04/03/21
<b>Had two triples in a game:</b>	Constance Quinn, vs. Bethune-Cookman, 02/23/17
<b>Had two home runs in a game:</b>	Shelbi Sunseri, Drake, 02/26/22
<b>Had three home runs in a game:</b>	Bianka Bell, Kellsie Kloss, at Louisiana Tech, 03/15/16
<b>Hit a grand slam:</b>	Ali Newland, vs. Notre Dame, 02/19/22
<b>Lead off game with home run:</b>	Kirsten Shortridge, at Hawai'i, 02/07/09
<b>Lead off inning with home run:</b>	Shelbi Sunseri, Drake, 02/26/22
<b>Hit an inside-the-park home run:</b>	Raeleen Gutierrez, at Southeastern La., 03/16/21
<b>Hit a walk-off home run to win regulation game:</b>	Taylor Pleasants, No. 13 Oklahoma State, 02/08/20
<b>Hit a walk-off home run to win an extra inning game:</b>	Shelbi Sunseri, Drake, 02/26/22
<b>Had eight total bases in a game:</b>	Shelbi Sunseri, Drake, 02/26/22
<b>Had nine total bases in a game:</b>	Amanda Doyle, North Dakota, 02/17/21
<b>Had 10 total bases in a game:</b>	Taylor Pleasants, Liberty, 02/21/21
<b>Had 13 total bases in a game:</b>	Bianka Bell, at Louisiana Tech, 03/15/16
<b>Had 14 total bases in a game:</b>	Kellsie Kloss, at Louisiana Tech, 03/15/16
<b>Drew three walks in a game:</b>	Shelbi Sunseri, Stephen F. Austin, 02/27/22
<b>Drew four walks in a game:</b>	Sahvanna Jaquish, Missouri, 04/29/17
<b>Drew five walks in a game:</b>	Taylor Pleasants, Sam Houston St., 02/22/20
<b>Drew two intentional walks in a game:</b>	Amanda Doyle, Auburn, 03/11/18
<b>Drew three intentional walks in a game:</b>	Shelbi Sunseri, USC Upstate, 03/01/19
<b>Hit by pitch twice in a game:</b>	Sydney Peterson, South Alabama, 02/12/22
<b>Hit by pitch three times in a game:</b>	Taylor Pleasants, vs. UL-Lafayette, 05/22/21
<b>Struck out three times in a game:</b>	Shelbi Sunseri, vs. No. 16/19 Michigan, 02/19/22
<b>Struck out four times in a game:</b>	Taryn Antoine, Ole Miss, 04/06/18
<b>Struck out five times in a game:</b>	Ashley Lewis, Southern Miss, 05/20/00
<b>Had two sacrifice hits in a game:</b>	Emily Griggs, Auburn, 03/10/18
<b>Had three sacrifice hits in a game:</b>	Tara Asbill, at Alabama [Gm 1], 05/05/00
<b>Had two sacrifice flies in a game:</b>	Morgan Cummins, Sam Houston St., 02/22/20
<b>Had two stolen bases in a game:</b>	Aliyah Andrews, Louisiana Tech, 04/06/21
<b>Had three stolen bases in a game:</b>	Ciara Briggs, Illinois State, 03/08/20
<b>Had four stolen bases in a game:</b>	Aliyah Andrews, Oregon State, 02/17/18
<b>Seven-inning complete-game shutout:</b>	Ali Kilponen, Stephen F. Austin, 02/27/22
<b>Extra-inning complete-game shutout:</b>	Shelbi Sunseri, Ole Miss [8 IP], 04/01/21
<b>Tossed a perfect game:</b>	Maribeth Gorsuch, Belmont [7 IP], 02/22/20
<b>Tossed a no-hitter:</b>	Maribeth Gorsuch, Belmont [7 IP], 02/22/20
<b>Tossed a combined no-hitter:</b>	Kilponen, Edwards, Abrams, Florida A&M, 02/09/20
<b>Seven-inning no-hitter:</b>	Maribeth Gorsuch, Belmont, 02/22/20
<b>Seven-inning complete-game one-hitter:</b>	Ali Kilponen, Stephen F. Austin, 02/27/22
<b>Recorded 13 strikeouts in a game:</b>	Carley Hoover, at Tennessee, 04/14/18
<b>Recorded 14 strikeouts in a game:</b>	Ali Kilponen, Central Arkansas, 02/23/21
<b>Recorded 15 strikeouts in a game:</b>	Ali Kilponen, Campbell, 03/07/20
<b>Recorded 16 strikeouts in a game:</b>	Maribeth Gorsuch, Belmont, 02/22/20
<b>Recorded 17 strikeouts in a game:</b>	Brittany Mack, at No. 10 Missouri [Gm 1], 05/27/11
<b>Recorded 18 strikeouts in a game:</b>	Rachele Fico, vs. Syracuse, 05/20/11
<b>Recorded 19 strikeouts in a game:</b>	Britni Sneed, vs. Oklahoma, 05/26/01
<b>Recorded 22 strikeouts in a game:</b>	Rachele Fico, at Mississippi State, 03/08/13
<b>Pitched 10+ innings:</b>	Shelbi Sunseri, Drake, 02/26/22
<b>Pitched 11+ innings:</b>	Ashley Czechner, vs. Harvard, 02/28/14
<b>Pitched 13+ innings:</b>	Rachele Fico, at Mississippi State [14 IP], 03/08/13
<b>Pitched 19+ innings:</b>	Allie Walljasper, Ole Miss, 04/06/18
<b>Had 18 putouts:</b>	Morgan Russell, vs. Syracuse, 05/20/11
<b>Had 19 putouts:</b>	Jennifer Schuelke, vs. Oklahoma, 05/26/01
<b>Had 23 putouts:</b>	Lauren Houston, at Mississippi State, 03/08/13
<b>Had 26 putouts:</b>	Amanda Doyle, Ole Miss, 04/11/18
<b>Had six assists:</b>	Taylor Pleasants, at Florida 03/27/21
<b>Had seven assists:</b>	Taylor Pleasants, vs. Kansas, 02/13/21
<b>Had eight assists:</b>	Taylor Tidwell, vs. UL-Lafayette, 05/23/21
<b>Had 10 assists:</b>	Becca Schulte, Ole Miss, 04/06/18
<b>Had two errors:</b>	Taylor Tidwell, vs. McNeese State, 05/21/21
<b>Had three errors:</b>	Amber Serrett, Missouri, 04/29/17
<b>Had four errors:</b>	Andrea Smith, vs. Arizona, 05/26/06

## Inning-by-Inning

SCORE BY INNINGS	1	2	3	4	5	6	7	8	9	10 +	TOTALS
LSU	12	12	17	30	13	12	2	0	0	1	99
Opponents	8	9	8	10	5	1	3	3	0	0	47

## HONORS & AWARDS

### Taylor Pleasants

- USA Softball Collegiate Player of the Year Top 50 Watch List
- Preseason All-SEC
- D1 Softball Preseason All-American (2nd Team)

### Ali Kilponen

- Preseason All-SEC



## 2022 Overall Stats

Record: 12-5 Home: 10-2 Away: 0-0 Neutral: 2-3 SEC: 0-0

Player	avg	gp-gs	ab	r	h	2b	3b	hr	rbi	tb	slg%	bb	hp	so	gdp	ob%	sf	sh	sb-att	po	a	e	fld%
13 Danieca Coffey	.439	17-17	57	11	25	3	1	0	7	30	.526	5	0	7	0	.484	0	1	6-7	7	25	6	.842
24 Hayden Brown	.429	4-1	7	0	3	0	0	0	1	3	.429	0	0	0	0	.429	0	0	0-0	0	0	0	.000
88 Ciara Briggs	.418	17-17	55	16	23	3	0	1	7	29	.527	8	0	7	0	.492	0	3	5-5	17	0	0	1.000
26 Morgan Cummins	.333	7-6	15	0	5	2	0	0	3	7	.467	4	0	3	0	.474	0	0	0-0	47	6	0	1.000
20 Jordyn Perkins	.333	5-1	6	1	2	0	0	0	3	2	.333	1	0	1	0	.375	1	0	0-0	0	2	0	1.000
47 Cait Calland	.308	8-6	13	2	4	1	0	0	1	5	.385	1	0	1	0	.357	0	0	2-2	35	4	0	1.000
27 Shelbi Sunseri	.300	17-17	40	11	12	2	0	7	17	35	.875	15	1	8	1	.500	0	1	0-0	0	8	1	.889
23 Baylea Brandon	.286	5-2	7	1	2	1	0	0	1	3	.429	1	0	2	0	.375	0	0	0-1	0	0	0	.000
4 McKenzie Redoutey	.269	12-12	26	7	7	3	0	1	9	13	.500	11	0	6	0	.474	1	1	1-1	12	1	2	.867
25 Georgia Clark	.255	17-17	51	9	13	2	0	5	18	30	.588	8	0	6	1	.350	1	0	0-0	112	7	4	.967
37 Morgan Smith	.250	8-3	8	2	2	0	0	0	1	2	.250	0	0	2	0	.250	0	0	1-1	2	0	0	1.000
44 Ali Newland	.244	15-15	45	7	11	3	1	1	11	19	.422	3	0	2	0	.292	0	0	2-3	37	5	0	1.000
1 Sydney Peterson	.200	16-12	10	4	2	1	0	0	0	3	.300	5	3	3	0	.556	0	1	2-2	23	17	0	1.000
17 Taylor Pleasants	.196	17-17	51	8	10	2	1	2	9	20	.392	6	2	6	0	.300	1	2	2-2	33	30	5	.926
8 Savannah Stewart	.167	10-8	24	4	4	2	0	0	1	6	.250	2	0	4	0	.231	0	0	2-2	11	0	1	.917
99 Presleigh Pilon	.125	6-3	8	1	1	0	0	0	2	1	.125	0	0	0	0	.125	0	0	0-0	4	5	0	1.000
55 Raeleen Gutierrez	.125	7-2	8	1	1	0	0	0	1	1	.125	0	1	4	0	.222	0	0	0-0	3	0	0	1.000
18 Ke. Houshmandzadeh	.000	6-2	4	2	0	0	0	0	1	0	.000	0	0	1	0	.000	1	0	0-0	5	1	0	1.000
84 Ka. Houshmandzadeh	.000	6-0	2	1	0	0	0	0	0	0	.000	0	0	2	0	.000	0	0	0-0	0	0	0	.000
9 Madilyn Giglio	.000	11-0	0	4	0	0	0	0	0	0	.000	0	0	0	0	.000	0	0	2-2	0	0	0	.000
42 KK Madrey	.000	11-0	0	7	0	0	0	0	0	0	.000	1	0	0	0	1.000	0	0	5-5	0	0	0	.000
Totals	.291	17	437	99	127	25	3	17	93	209	.478	71	7	65	2	.394	5	9	30-33	348	124	19	.961
Opponents	.202	17	431	47	87	15	1	6	44	122	.283	33	9	109	3	.273	0	4	13-18	316	102	19	.957

LOB - Team (114), Opp (82). DPs turned - Team (5), Opp (3). Picked off - Calland 1, Redoutey 1.

### (All games Sorted by Earned run avg)

Player	era	w-l	app	gs	cg	sho	sv	ip	h	r	er	bb	so	2b	3b	hr	b/avg	wp	hp	bk	sfa	sha
10 Emilee Casanova	0.00	0-0	1	0	0	0/1	0	1.0	0	0	0	2	1	0	0	0	.000	0	1	0	0	0
2 Ali Kilponen	0.73	7-1	9	6	6	3/0	0	48.0	33	9	5	8	45	4	0	0	.191	4	2	0	0	2
27 Shelbi Sunseri	2.27	3-1	8	5	3	1/0	0	37.0	26	16	12	8	30	7	0	3	.191	1	3	0	0	2
11 Shelby Wickersham	2.67	1-3	6	4	0	0/1	0	18.1	12	12	7	10	21	3	0	0	.174	3	1	0	0	0
21 Taylor Edwards	3.50	0-0	1	0	0	0/0	0	2.0	2	1	1	0	1	0	1	0	.286	0	0	0	0	0
34 Raelin Chaffin	5.79	1-0	3	2	0	0/0	0	9.2	14	9	8	5	11	1	0	3	.326	0	2	0	0	0
Totals	1.99	12-5	17	17	9	5/1	0	116.0	87	47	33	33	109	15	1	6	.202	8	9	0	0	4
Opponents	5.32	5-12	17	17	7	0/0	0	105.1	127	99	80	71	65	25	3	17	.291	10	7	0	5	9

PB - Team (10), Calland 6, Newland 2, Cummins 2, Opp (3). Pickoffs - Team (0), Opp (2). SBA/ATT - Cummins (5-7), Sunseri (4-6), Newland (5-6), Wickersham (3-5), Kilponen (4-5), Calland (3-5), Chaffin (2-2).

## Starting Lineups

DATE	OPPONENT	1	2	3	4	5	6	7	8	9	# (RECORD)
FEB. 11	SOUTH ALABAMA	BRIGGS	PLEASANTS	SUNSERI	CLARK	NEWLAND	COFFEY	REDOUTEY	CUMMINS	STEWART	1-0
FEB. 11	ILLINOIS	BRIGGS	PLEASANTS	SUNSERI	CLARK	NEWLAND	COFFEY	M. SMITH	PILON	CALLAND	2-0
FEB. 12	SOUTH ALABAMA	BRIGGS	PLEASANTS	SUNSERI	CLARK	NEWLAND	COFFEY	GUTIERREZ	PETERSON	STEWART	3-0
FEB. 12	CENTRAL ARKANSAS	BRIGGS	PLEASANTS	SUNSERI	CLARK	NEWLAND	COFFEY	CUMMINS	REDOUTEY	KE. HOUSH.	3-1
FEB. 13	ILLINOIS	COFFEY	BRIGGS	PLEASANTS	SUNSERI	CLARK	NEWLAND	GUTIERREZ	PERKINS	STEWART	3-2
FEB. 13	CENTRAL ARKANSAS	COFFEY	BRIGGS	SUNSERI	CLARK	PLEASANTS	NEWLAND	REDOUTEY	CALLAND	PILON	4-2
FEB. 18	VS. #7 OKLAHOMA ST.	COFFEY	BRIGGS	PLEASANTS	SUNSERI	CLARK	STEWART	REDOUTEY	CALLAND	PILON	5-2
FEB. 18	VS. #5/6 WASHINGTON	COFFEY	BRIGGS	PLEASANTS	SUNSERI	CLARK	STEWART	REDOUTEY	CUMMINS	PETERSON	5-3
FEB. 19	VS. NOTRE DAME	COFFEY	BRIGGS	PLEASANTS	SUNSERI	CLARK	REDOUTEY	NEWLAND	BRANDON	CALLAND	5-4
FEB. 19	VS. #16/19 MICHIGAN	COFFEY	BRIGGS	SUNSERI	CLARK	PLEASANTS	NEWLAND	REDOUTEY	PETERSON	STEWART	5-5
FEB. 20	VS. TEXAS TECH	COFFEY	BRIGGS	CLARK	PLEASANTS	SUNSERI	NEWLAND	REDOUTEY	CUMMINS	PETERSON	6-5
FEB. 25	STEPHEN F. AUSTIN	COFFEY	BRIGGS	PLEASANTS	CLARK	SUNSERI	NEWLAND	REDOUTEY	CUMMINS	BRANDON	7-5
FEB. 25	DRAKE	COFFEY	BRIGGS	PLEASANTS	CLARK	SUNSERI	NEWLAND	REDOUTEY	CALLAND	PETERSON	8-5
FEB. 26	PURDUE	COFFEY	BRIGGS	PLEASANTS	CLARK	SUNSERI	NEWLAND	STEWART	M. SMITH	PETERSON	9-5
FEB. 26	DRAKE	COFFEY	BRIGGS	PLEASANTS	CLARK	SUNSERI	REDOUTEY	CUMMINS	BROWN	NEWLAND	10-5
FEB. 27	PURDUE	COFFEY	BRIGGS	PLEASANTS	SUNSERI	CLARK	NEWLAND	M. SMITH	CALLAND	KE. HOUSH.	11-5
FEB. 27	STEPHEN F. AUSTIN	COFFEY	BRIGGS	PLEASANTS	SUNSERI	CLARK	NEWLAND	REDOUTEY	PETERSON	STEWART	12-5

## Starters By Position

DATE	OPPONENT	C	1B	2B	3B	SS	LF	CF	RF	DP	SP
FEB. 11	SOUTH ALABAMA	CUMMINS	CLARK	PETERSON	COFFEY	PLEASANTS	NEWLAND	BRIGGS	REDOUTEY	STEWART	SUNSERI
FEB. 11	ILLINOIS	CALLAND	CLARK	PILON	COFFEY	PLEASANTS	NEWLAND	BRIGGS	M. SMITH	SUNSERI	KILPONEN
FEB. 12	SOUTH ALABAMA	NEWLAND	CLARK	PETERSON	COFFEY	PLEASANTS	STEWART	BRIGGS	GUTIERREZ	SUNSERI	KILPONEN
FEB. 12	CENTRAL ARKANSAS	CUMMINS	CLARK	KE. HOUSH.	COFFEY	PLEASANTS	NEWLAND	BRIGGS	REDOUTEY	SUNSERI	CHAFFIN
FEB. 13	ILLINOIS	NEWLAND	CLARK	PETERSON	COFFEY	PLEASANTS	STEWART	BRIGGS	GUTIERREZ	PERKINS	SUNSERI
FEB. 13	CENTRAL ARKANSAS	CALLAND	CLARK	PILON	COFFEY	PLEASANTS	NEWLAND	BRIGGS	REDOUTEY	SUNSERI	WICKERSHAM
FEB. 18	VS. #7 OKLAHOMA ST.	CALLAND	CLARK	PILON	COFFEY	PLEASANTS	STEWART	BRIGGS	REDOUTEY	SUNSERI	KILPONEN
FEB. 18	VS. #5/6 WASHINGTON	CUMMINS	CLARK	PETERSON	COFFEY	PLEASANTS	STEWART	BRIGGS	REDOUTEY	SUNSERI	WICKERSHAM
FEB. 19	VS. NOTRE DAME	CALLAND	CLARK	PETERSON	COFFEY	PLEASANTS	NEWLAND	BRIGGS	REDOUTEY	BRANDON	SUNSERI
FEB. 19	VS. #16/19 MICHIGAN	NEWLAND	CLARK	PETERSON	COFFEY	PLEASANTS	STEWART	BRIGGS	REDOUTEY	SUNSERI	WICKERSHAM
FEB. 20	VS. TEXAS TECH	CUMMINS	CLARK	PETERSON	COFFEY	PLEASANTS	NEWLAND	BRIGGS	REDOUTEY	SUNSERI	KILPONEN
FEB. 25	STEPHEN F. AUSTIN	CUMMINS	CLARK	PETERSON	COFFEY	PLEASANTS	NEWLAND	BRIGGS	REDOUTEY	BRANDON	SUNSERI
FEB. 25	DRAKE	CALLAND	CLARK	PETERSON	COFFEY	PLEASANTS	NEWLAND	BRIGGS	REDOUTEY	SUNSERI	CHAFFIN
FEB. 26	PURDUE	NEWLAND	CLARK	PETERSON	COFFEY	PLEASANTS	STEWART	BRIGGS	M. SMITH	SUNSERI	KILPONEN
FEB. 26	DRAKE	CUMMINS	CLARK	PETERSON	COFFEY	PLEASANTS	NEWLAND	BRIGGS	REDOUTEY	BROWN	SUNSERI
FEB. 27	PURDUE	CALLAND	CLARK	KE. HOUSH.	COFFEY	PLEASANTS	NEWLAND	BRIGGS	M. SMITH	SUNSERI	WICKERSHAM
FEB. 27	STEPHEN F. AUSTIN	NEWLAND	CLARK	PETERSON	COFFEY	PLEASANTS	STEWART	BRIGGS	REDOUTEY	SUNSERI	KILPONEN



Results

DATE	OPPONENT	RESULT	INN	LSU R-H-E	OPP. R-H-E	RECORD [SEC]	PITCHER OF RECORD	ATT	TIME
Feb. 11, 2022	South Alabama	W, 3-0	7	3-5-1	0-2-1	1-0 [0-0]	Sunseri [1-0]	1866	1:49
Feb. 11, 2022	Illinois	W, 4-2	7	4-4-0	2-6-2	2-0 [0-0]	Kilponen [1-0]	1866	1:48
Feb. 12, 2022	South Alabama	W, 8-1	7	8-8-0	1-4-1	3-0 [0-0]	Kilponen [2-0]	2286	2:04
Feb. 12, 2022	Central Arkansas	L, 2-3	7	2-7-2	3-7-1	3-1 [0-0]	Wickersham [0-1]	2286	2:21
Feb. 13, 2022	Illinois	L, 2-5	8	2-8-1	5-9-0	3-2 [0-0]	Kilponen [2-1]	1760	2:48
Feb. 13, 2022	Central Arkansas	W, 2-1	7	2-6-2	1-4-0	4-2 [0-0]	Sunseri [2-0]	1760	2:04
Feb. 18, 2022	vs. #7 Oklahoma St.	W, 10-2	6	10-7-1	2-8-0	5-2 [0-0]	Kilponen [3-1]	4864	2:20
Feb. 18, 2022	vs. #5/6 Washington	L, 4-9	7	4-9-1	9-10-0	5-3 [0-0]	Wickersham [0-2]	4864	3:29
Feb. 19, 2022	vs. Notre Dame	L, 6-8	7	6-3-2	8-8-1	5-4 [0-0]	Sunseri [2-1]	4853	1:30
Feb. 19, 2022	vs. #16/19 Michigan	L, 1-6	7	1-4-4	6-5-0	5-5 [0-0]	Wickersham [0-3]	4853	2:29
Feb. 20, 2022	vs. Texas Tech	W, 2-0	7	2-7-2	0-3-2	6-5 [0-0]	Kilponen [4-1]	4724	2:00
Feb. 25, 2022	Stephen F. Austin	W, 10-4	7	10-11-2	4-8-2	7-5 [0-0]	Kilponen [5-1]	1,580	2:33
Feb. 25, 2022	Drake	W, 12-4	5	12-10-0	4-6-1	8-5 [0-0]	Raelin Chaffin [1-0]	1,580	2:18
Feb. 26, 2022	Purdue	W, 8-0	5	8-8-0	0-2-2	9-5 [0-0]	Kilponen [6-1]	1,939	1:32
Feb. 26, 2022	Drake	W, 3-2	10	3-12-1	2-3-0	10-5 [0-0]	Sunseri [3-1]	1,939	2:50
Feb. 27, 2022	Purdue	W, 17-0	5	17-14-0	0-1-3	11-5 [0-0]	Wickersham [1-3]	1,553	2:13
Feb. 27, 2022	Stephen F. Austin	W, 5-0	7	5-4-0	0-1-3	12-5 [0-0]	Kilponen [7-1]	1,553	2:08

Rankings reflect NFCA and USA Softball Top 25 on day of competition; Home games are bolded and played at Tiger Park; !-Tiger Classic; @-Purple and Gold Challenge; #-Judi Garman Classic; \$-LSU Invitational; &-LSU Round Robin; [SEC]-SEC contest; ^-SEC Tournament

HR Tracker

HOME RUN TRACKER

NO.	PLAYER	OPPONENT (DATE)	PITCHER	ON-BASE	INNING	OUTS	COUNT	SCORE	FINAL
1	Georgia Clark [1]	South Alabama (Feb. 11)	Hughen	1	1	2	1-1	0-0	W, 3-0
2	Shelbi Sunseri [1]	Illinois (Feb. 11)	Wiles	1	3	2	0-0	1-0	W, 4-2
3	Shelbi Sunseri [2]	South Alabama (Feb. 12)	Lackie	0	3	1	3-2	0-1	W, 8-1
4	Shelbi Sunseri [3]*	South Alabama (Feb. 12)	Lackie	2	4	2	2-1	3-1	W, 8-1
5	Georgia Clark [2]*	South Alabama (Feb. 12)	Lackie	0	4	2	3-2	6-1	W, 8-1
6	Georgia Clark [3]	South Alabama (Feb. 12)	Hardy	0	6	2	2-0	7-1	W, 8-1
7	McKenzie Redoutey [1]	vs. No. 7 Oklahoma St. (Feb. 18)	Day	2	5	2	2-2	4-2	W, 10-2
8	Shelbi Sunseri [4]	vs. No. 7 Oklahoma St. (Feb. 18)	Clopton	2	6	2	0-0	7-2	W, 10-2
9	Ali Newland [1]	vs. Notre Dame (Feb. 20)	Tidd	3	1	2	2-0	1-3	L, 6-8
10	Taylor Pleasants [1]&	Stephen F. Austin (Feb. 25)	Gainous	0	5	0	3-2	4-4	W, 10-4
11	Georgia Clark [4]	Drake (Feb. 25)	Bedsworth	1	5	1	3-1	10-4	W, 12-4
12	Taylor Pleasants [2]&	Purdue (Feb. 26)	Pinarski	0	3	0	2-0	2-0	W, 8-0
13	Ciara Briggs [1]	Purdue (Feb. 26)	Pinarski	1	4	1	3-2	4-0	W, 8-0
14	Shelbi Sunseri [5]	Purdue (Feb. 26)	Klochack	1	4	2	2-1	6-0	W, 8-0
15	Shelbi Sunseri [6]	Drake (Feb. 26)	Timmons	0	4	1	2-1	0-2	W, 3-2
16	Shelbi Sunseri [7]&	Drake (Feb. 26)	Timmons	0	10	0	3-1	2-2	W, 3-2
17	Georgia Clark [5]	Stephen F. Austin	Wilbur	2	5	1	3-2	1-0	W, 5-0

Bold represents game tying or go-ahead home run

\*Back-to-Back Home Runs

& Leadoff Home Run

Multi Hit Games, Multi RBI Games, Streaks

Multiple-Hit Games

(Career # in parentheses)

	2	3	4	5+	Total
Coffey	4 (9)	3 (3)	-	-	7 (12)
Briggs	3 (14)	3 (8)	-	-	6 (22)
Sunseri	3 (32)	0 (2)	-	-	3 (34)
Clark	3 (15)	0 (2)	-	-	3 (17)
Cummins	2 (9)	0 (1)	-	-	2 (10)
Pleasants	1 (13)	1 (9)	-	-	2 (22)
Newland	2 (2)	-	-	-	2 (2)
Calland	1 (2)	-	-	-	1 (2)
Brown	1 (1)	-	-	-	1 (1)
Perkins	1 (1)	-	-	-	1 (1)
Redoutey	1 (1)	-	-	-	1 (1)
Stewart	0 (8)	0 (1)	-	-	0 (9)
Gutierrez	0 (5)	0 (2)	-	-	0 (7)
Tidwell	0 (6)	-	-	-	0 (6)

Multiple-RBI Games

(Career # in parentheses)

	2	3	4	5+	Total
Sunseri	4 (22)	1 (12)	1 (5)	-	6 (39)
Clark	3 (13)	1 (4)	0 (1)	1 (2)	5 (20)
Redoutey	2 (2)	1 (1)	-	-	3 (3)
Newland	0 (1)	-	2 (3)	-	2 (4)
Coffey	2 (3)	-	-	-	2 (3)
Pleasants	2 (13)	0 (4)	0 (3)	0 (1)	2 (21)
Cummins	0 (4)	1 (4)	0 (1)	0 (1)	1 (10)
Briggs	1 (3)	0 (1)	-	-	1 (4)
Perkins	1 (2)	0 (2)	-	-	1 (4)
Pilon	1 (1)	-	-	-	1 (1)
Tidwell	0 (5)	0 (2)	-	-	0 (7)
Gutierrez	0 (2)	0 (2)	0 (1)	-	0 (5)
Stewart	0 (4)	-	-	-	0 (4)
Calland	0 (1)	-	-	-	0 (1)
Ka. Housh	-	0 (1)	-	-	0 (1)
M. Smith	0 (1)	-	-	-	0 (1)

Longest Hitting Streak

	Current	2022	Career
Coffey	-	14	14 (2022)
Briggs	5	7	9 (2021)
Clark	2	6	10 (2020)
Newland	3	4	4 (2022)
Sunseri	-	4	12 (2019)
Stewart	-	3	11 (2019)
Pleasants	-	2	6 (2020)
Calland	2	2	2 (2022)
Brandon	2	2	2 (2022)
Brown	-	2	2 (2022)
Redoutey	2	2	2 (2022)
M. Smith	2	2	2 (2022)
Gutierrez	1	1	5 (2021)
Cummins	-	1	8 (2020)
Peterson	-	1	1 (2022)
Perkins	1	1	1 (2019, 2021, 2022)
Pilon	1	1	1 (2022)
Ke. Housh	-	-	1 (2021)
Tidwell	-	-	2 (2020, 2021)
Edwards	-	-	1 (2021)
Ka. Housh	-	-	1 (2019, 2020)

Longest Reached Based Streak

	Current	2022	Career
Briggs	17	17	17 (2021, 2022)
Coffey	15	15	15 (2022)
Sunseri	7	9	30 (2019)
Pleasants	8	8	8 (2022)
Redoutey	2	6	6 (2022)
Clark	2	6	15 (2021)
Newland	6	6	6 (2022)
Brandon	3	3	3 (2022)
Stewart	-	3	13 (2019)
Cummins	2	2	9 (2020)
Calland	2	2	6 (2021)
Brown	-	2	2 (2022)
M. Smith	2	2	2 (2022)
Perkins	2	2	2 (2020, 2021, 2022)
Peterson	-	2	2 (2022)
Gutierrez	1	1	12 (2021)
Madrey	1	1	1 (2022)
Pilon	1	1	1 (2022)
Tidwell	-	-	8 (2020)
Ke. Housh	-	-	1 (2021)
Edwards	-	-	1 (2020)
Ka. Housh	-	-	1 (2019, 2021)

Career Stats

#1 SYDNEY PETERSON'S CAREER STATISTICS																								
YEAR	AVG	GP-GS	AB	R	H	2B	3B	HR	RBI	TB	SLG%	BB	HBP	SO	GDP	OB%	SF	SH	SB-ATT	PO	A	E	FLD%	
2022	.200	16-12	10	4	2	1	0	0	0	3	.300	5	3	3	0	.556	0	1	2-2	23	17	0	1.000	
TOTAL	.200	16-12	10	4	2	1	0	0	0	3	.300	5	3	3	0	.556	0	1	2-2	23	17	0	1.000	
#2 ALI KILPONEN'S CAREER STATISTICS																								
YEAR	AVG	GP-GS	AB	R	H	2B	3B	HR	RBI	TB	SLG%	BB	HBP	SO	GDP	OB%	SF	SH	SB-ATT	PO	A	E	FLD%	
2019	.000	2-2	0	0	0	0	0	0	0	0	.000	0	0	0	0	.000	0	0	0-0	0	5	0	1.000	
2020	.000	0-0	0	0	0	0	0	0	0	0	.000	0	0	0	0	.000	0	0	0-0	0	3	0	1.000	
2021	.000	33-16	0	0	0	0	0	0	0	0	.000	0	0	0	0	.000	0	0	0-0	3	33	5	.878	
2022	.000	0-0	0	0	0	0	0	0	0	0	.000	0	0	0	0	.000	0	0	0-0	0	6	0	1.000	
TOTAL	.000	35-18	0	0	0	0	0	0	0	0	.000	0	0	0	0	.000	0	0	0-0	3	47	5	.909	
YEAR	ERA	W-L	APP-GS	CG	SHO/CBO	SV	IP	H	R	ER	BB	SO	2B	3B	HR	BF	B/AVG.	WP	HBP	BK	SFA	SHA		
2019	3.55	5-3	15-7	3	2/0	0	471	41	26	24	20	44	9	1	9	209	.228	2	5	0	3	1		
2020	0.58	6-1	9-6	4	2/2	2	36.0	15	3	3	15	49	5	0	0	138	.125	4	1	0	0	2		
2021	2.00	15-9	33-16	10	1/0	2	139.2	100	62	40	46	124	13	2	13	580	.195	5	8	0	5	9		
2022	0.73	7-1	9-6	6	3/0	0	48.0	33	9	5	8	45	4	0	0	185	.191	4	2	0	0	2		
TOTAL	1.86	33-14	66-35	23	8/2	4	271.0	189	100	72	89	262	31	3	22	1112	.192	15	16	0	8	14		
#3 TAYLOR TIDWELL'S CAREER STATISTICS																								
YEAR	AVG	GP-GS	AB	R	H	2B	3B	HR	RBI	TB	SLG%	BB	HBP	SO	GDP	OB%	SF	SH	SB-ATT	PO	A	E	FLD%	
2019	.167	6-0	6	0	1	0	0	0	2	1	.167	2	0	4	0	.333	1	0	0-0	3	2	0	1.000	
2020	.351	17-17	37	13	13	4	1	3	14	28	.757	9	1	12	0	.489	0	0	1-1	30	14	2	.957	
2021	.154	49-36	65	14	10	1	0	5	10	26	.400	14	5	19	1	.341	1	1	3-3	85	63	10	.937	
TOTAL	.222	72-53	108	27	24	5	1	8	26	55	.509	25	6	35	1	.390	2	1	4-4	118	79	12	.943	
#4 MCKENZIE REDOUTEY'S CAREER STATISTICS																								
YEAR	AVG	GP-GS	AB	R	H	2B	3B	HR	RBI	TB	SLG%	BB	HBP	SO	GDP	OB%	SF	SH	SB-ATT	PO	A	E	FLD%	
2022	.269	12-12	26	7	7	3	0	1	9	13	.500	11	0	6	0	.474	1	1	1-1	12	1	2	.867	
TOTAL	.269	12-12	26	7	7	3	0	1	9	13	.500	11	0	6	0	.474	1	1	1-1	12	1	2	.867	
#8 SAVANNAH STEWART'S CAREER STATISTICS																								
YEAR	AVG	GP-GS	AB	R	H	2B	3B	HR	RBI	TB	SLG%	BB	HBP	SO	GDP	OB%	SF	SH	SB-ATT	PO	A	E	FLD%	
2019	.362	44-40	105	21	38	6	3	0	8	50	.476	11	0	18	0	.419	1	3	6-6	60	2	4	.939	
2020	.250	18-17	40	8	10	2	1	0	5	14	.350	3	0	10	0	.295	1	0	1-2	12	1	0	1.000	
2021	.192	30-4	26	9	5	1	0	0	3	6	.231	3	0	7	0	.276	0	0	0-1	17	1	0	1.000	
2022	.167	10-8	24	4	4	2	0	0	1	6	.250	2	0	4	0	.231	0	0	2-2	11	0	1	.917	
TOTAL	.292	102-69	195	42	57	11	4	0	17	76	.390	19	0	39	0	.352	2	3	9-11	100	4	5	.954	
#9 MADILYN GIGLIO'S CAREER STATISTICS																								
YEAR	AVG	GP-GS	AB	R	H	2B	3B	HR	RBI	TB	SLG%	BB	HBP	SO	GDP	OB%	SF	SH	SB-ATT	PO	A	E	FLD%	
2022	.000	11-0	0	4	0	0	0	0	0	0	.000	0	0	0	0	.000	0	0	2-2	0	0	0	.000	
TOTAL	.000	11-0`	0	4	0	0	0	0	0	0	.000	0	0	0	0	.000	0	0	2-2	0	0	0	.000	
#10 EMILEE CASANOVA'S CAREER STATISTICS																								
YEAR	AVG	GP-GS	AB	R	H	2B	3B	HR	RBI	TB	SLG%	BB	HBP	SO	GDP	OB%	SF	SH	SB-ATT	PO	A	E	FLD%	
2022	.000	0-0	0	0	0	0	0	0	0	0	.000	0	0	0	0	.000	0	0	0-0	0	0	0	.000	
TOTAL	.000	0-0`	0	0	0	0	0	0	0	0	.000	0	0	0	0	.000	0	0	0-0	0	00	0	.000	
YEAR	ERA	W-L	APP-GS	CG	SHO/CBO	SV	IP	H	R	ER	BB	SO	2B	3B	HR	BF	B/AVG.	WP	HBP	BK	SFA	SHA		
2022	0.00	0-0	1-0	0	0/1	0	1.0	0	0	0	2	1	0	0	0	6	.000	0	1	0	0	0		
TOTAL	0.00	0-0	1-0	0	0/1	0	1.0	0	0	0	2	1	0	0	0	6	.000	0	1	0	0	0		
#11 SHELBY WICKERSHAM'S CAREER STATISTICS																								
YEAR	AVG	GP-GS	AB	R	H	2B	3B	HR	RBI	TB	SLG%	BB	HBP	SO	GDP	OB%	SF	SH	SB-ATT	PO	A	E	FLD%	
2019	.000	1-1	0	0	0	0	0	0	0	0	.000	0	0	0	0	.000	0	0	0-0	2	21	0	1.000	
2020	.000	0-0	0	0	0	0	0	0	0	0	.000	0	0	0	0	.000	0	0	0-0	1	4	1	.833	
2021	.000	17-10	0	0	0	0	0	0	0	0	.000	0	0	0	0	.000	0	0	0-0	1	9	1	.909	
2022	.000	0-0	0	0	0	0	0	0	0	0	.000	0	0	0	0	.000	0	0	0-0	0	7	0	1.000	
TOTAL	.000	18-11`	0	0	0	0	0	0	0	0	.000	0	0	0	0	.000	0	0	0-0	4	41	2	.956	
YEAR	ERA	W-L	APP-GS	CG	SHO/CBO	SV	IP	H	R	ER	BB	SO	2B	3B	HR	BF	B/AVG.	WP	HBP	BK	SFA	SHA		
2019	2.29	10-2	24-15	7	4/0	1	98.0	79	44	32	36	48	12	0	9	419	.221	5	11	0	3	12		
2020	0.40	5-1	6-6	4	2/1	0	35.1	18	5	2	10	31	0	0	2	132	.149	2	1	0	0	0		
2021	3.68	5-3	16-10	2	1/0	0	53.1	60	39	28	37	43	8	0	3	269	.275	7	10	0	1	3		
2022	2.67	1-3	6-4	0	0/1	0	18.1	12	12	7	10	21	3	0	0	80	.174	3	1	0	0	0		
TOTAL	2.36	21-9	52-35	13	7/2	1	205.0	169	100	69	93	143	23	0	14	900	.221	17	23	0	4	15		
#13 DANIECA COFFEY'S CAREER STATISTICS																								
YEAR	AVG	GP-GS	AB	R	H	2B	3B	HR	RBI	TB	SLG%	BB	HBP	SO	GDP	OB%	SF	SH	SB-ATT	PO	A	E	FLD%	
2021	.226	41-31	93	11	21	3	1	0	6	26	.280	3	0	13	0	.247	1	0	6-6	29	34	8	.887	
2022	.439	17-17	57	11	25	3	1	0	7	30	.526	5	0	7	0	.484	0	1	6-7	7	25	6	.842	
TOTAL	.307	58-48	150	22	46	6	2	0	13	56	.373	8	0	20	0	.340	1	1	12-13	36	59	14	.872	



Career Stats

#17 TAYLOR PLEASANTS' CAREER STATISTICS

YEAR	AVG	GP-GS	AB	R	H	2B	3B	HR	RBI	TB	SLG%	BB	HBP	SO	GDP	OB%	SF	SH	SB-ATT	PO	A	E	FLD%
2020	.383	24-24	60	23	23	3	1	4	21	40	.667	19	2	9	0	.530	2	0	0-0	21	45	6	.917
2021	.316	57-57	177	37	56	12	0	13	49	107	.605	27	4	14	0	.416	1	2	3-3	88	120	14	.937
2022	.196	17-17	51	8	10	2	1	2	9	20	.392	6	2	6	0	.300	1	2	2-2	33	30	5	.926
TOTAL	.309	98-98	288	68	89	17	2	19	79	167	.580	52	8	29	0	.423	4	4	5-5	142	195	25	.931

#18 KENNEDI HOUSHMANDZADEH'S CAREER STATISTICS

YEAR	AVG	GP-GS	AB	R	H	2B	3B	HR	RBI	TB	SLG%	BB	HBP	SO	GDP	OB%	SF	SH	SB-ATT	PO	A	E	FLD%
2021	.500	7-0	2	3	1	0	0	0	0	1	.500	0	0	1	0	.500	0	0	1-1	1	0	0	1.000
2022	.000	6-2	4	2	0	0	0	0	1	0	.000	0	0	1	0	.000	1	0	0-0	5	1	0	1.000
TOTAL	.167	13-2	6	5	1	0	0	0	1	1	.167	0	0	2	0	.143	1	0	1-1	6	1	0	1.000

#20 JORDYN PERKINS' CAREER STATISTICS

YEAR	AVG	GP-GS	AB	R	H	2B	3B	HR	RBI	TB	SLG%	BB	HBP	SO	GDP	OB%	SF	SH	SB-ATT	PO	A	E	FLD%
2019	.222	11-0	9	2	2	0	0	1	4	5	.556	2	0	3	0	.364	0	0	0-0	0	0	0	.000
2020	.375	10-0	8	3	3	1	0	1	5	7	.875	2	0	2	0	.500	0	0	0-0	2	3	0	1.000
2021	.250	9-0	8	0	2	1	0	0	3	3	.375	2	0	3	0	.400	0	0	0-0	0	1	0	1.000
2022	.333	5-1	6	1	2	0	0	0	3	2	.333	1	0	1	0	.375	1	0	0-0	0	2	0	1.000
TOTAL	.290	35-1	31	6	9	2	0	2	15	17	.548	7	0	9	0	.410	1	0	0-0	2	6	0	1.000

#21 TAYLOR EDWARDS' CAREER STATISTICS

YEAR	AVG	GP-GS	AB	R	H	2B	3B	HR	RBI	TB	SLG%	BB	HBP	SO	GDP	OB%	SF	SH	SB-ATT	PO	A	E	FLD%
2020	.333	4-0	3	1	1	1	0	0	0	2	.667	1	0	0	0	.500	0	0	0-0	0	1	0	1.000
2021	.000	1-0	0	0	0	0	0	0	0	0	.000	0	0	0	0	.000	0	0	0-0	0	0	0	.000
TOTAL	.500	5-0	3	1	1	1	0	0	0	2	.667	1	0	0	0	.500	0	0	0-0	0	1	0	1.000

YEAR	ERA	W-L	APP-GS	CG	SHO/CBO	SV	IP	H	R	ER	BB	SO	2B	3B	HR	BF	B/AVG.	WP	HBP	BK	SFA	SHA
2020	7.00	0-0	3-0	0	0/2	0	3.0	2	3	3	3	2	0	0	0	14	.200	3	1	0	0	0
2021	0.00	0-0	1-0	0	0/0	0	1.0	0	0	0	1	1	0	0	0	4	.000	0	0	0	0	0
2022	3.50	0-0	1-0	0	0/0	0	2.0	2	1	1	0	1	0	1	0	7	.286	0	0	0	0	0
TOTAL	4.67	0-0	5-0	0	0/2	0	6.0	4	4	4	4	4	0	1	0	25	.200	3	1	0	0	0

#23 BAYLEA BRANDON'S CAREER STATISTICS

YEAR	AVG	GP-GS	AB	R	H	2B	3B	HR	RBI	TB	SLG%	BB	HBP	SO	GDP	OB%	SF	SH	SB-ATT	PO	A	E	FLD%
2022	.286	5-2	7	1	2	1	0	0	0	1	.429	1	0	2	0	.375	0	0	0-1	0	0	0	.000
TOTAL	.286	5-2	7	1	2	1	0	0	0	1	.429	1	0	2	0	.375	0	0	0-1	0	0	0	.000

#24 HAYDEN BROWN'S CAREER STATISTICS

YEAR	AVG	GP-GS	AB	R	H	2B	3B	HR	RBI	TB	SLG%	BB	HBP	SO	GDP	OB%	SF	SH	SB-ATT	PO	A	E	FLD%
2021	.143	5-2	7	1	1	0	0	0	0	1	.143	0	0	2	0	.143	0	0	0-0	4	1	0	1.000
2022	.429	4-1	7	0	3	0	0	0	1	3	.429	0	0	0	0	.429	0	0	0-0	0	0	0	.000
TOTAL	.286	9-3	14	1	4	0	0	0	1	4	.286	0	0	2	0	.286	0	0	0-0	4	1	0	1.000

#25 GEORGIA CLARK'S CAREER STATISTICS

YEAR	AVG	GP-GS	AB	R	H	2B	3B	HR	RBI	TB	SLG%	BB	HBP	SO	GDP	OB%	SF	SH	SB-ATT	PO	A	E	FLD%
2019	.240	22-8	25	2	6	3	0	0	7	9	.360	7	0	9	0	.406	0	0	0-0	1	0	0	1.000
2020	.429	24-24	56	18	24	5	0	4	19	41	.732	16	0	4	1	.548	1	0	0-0	82	1	1	.988
2021	.252	56-56	151	15	38	4	0	10	32	72	.477	24	2	20	2	.356	3	1	0-0	181	6	1	.995
2022	.255	17-17	51	9	13	2	0	5	18	30	.588	8	0	6	1	.350	1	0	0-0	112	7	4	.967
TOTAL	.286	119-105	283	44	81	14	0	19	76	152	.537	55	2	39	4	.400	5	1	0-0	376	14	6	.985

#26 MORGAN CUMMINS' CAREER STATISTICS

YEAR	AVG	GP-GS	AB	R	H	2B	3B	HR	RBI	TB	SLG%	BB	HBP	SO	GDP	OB%	SF	SH	SB-ATT	PO	A	E	FLD%
2019	.267	47-25	15	3	4	0	0	0	2	4	.267	1	0	3	0	.313	0	0	0-0	122	5	3	.977
2020	.400	19-17	45	9	18	7	0	4	21	37	.822	5	1	8	0	.436	4	0	0-0	98	7	0	1.000
2021	.186	46-41	97	9	18	1	0	5	15	34	.351	6	7	18	0	.277	2	2	0-0	210	13	4	.982
2022	.333	7-6	15	0	5	2	0	0	3	7	.467	4	0	3	0	.474	0	0	0-0	47	6	0	1.000
TOTAL	.262	119-89	172	21	45	10	0	9	41	82	.477	16	8	32	0	.342	6	2	0-0	477	31	7	.986

#27 SHELBI SUNSERI'S CAREER STATISTICS

YEAR	AVG	GP-GS	AB	R	H	2B	3B	HR	RBI	TB	SLG%	BB	HBP	SO	GDP	OB%	SF	SH	SB-ATT	PO	A	E	FLD%
2018	.261	36-34	92	12	24	6	1	7	14	53	.576	14	0	21	0	.358	0	2	0-0	0	3	0	1.000
2019	.340	60-60	159	30	54	14	0	17	60	119	.748	37	5	33	0	.468	4	0	0-0	2	27	3	.906
2020	.328	24-24	58	8	19	5	1	1	18	29	.500	4	4	5	1	.386	4	1	0-1	1	6	0	1.000
2021	.234	56-56	128	14	30	6	2	8	26	64	.500	32	5	27	0	.404	1	0	0-0	3	24	2	.931
2022	.300	17-17	40	11	12	2	0	7	17	35	.875	15	1	8	1	.500	0	1	0-0	0	8	1	.889
TOTAL	.291	193-191	477	75	139	33	4	40	135	300	.629	102	15	94	2	.425	9	4	0-1	6	68	6	.925

YEAR	ERA	W-L	APP-GS	CG	SHO/CBO	SV	IP	H	R	ER	BB	SO	2B	3B	HR	BF	B/AVG.	WP	HBP	BK	SFA	SHA
2018	3.68	1-0	5-2	1	0/2	0	13.1	11	7	7	9	6	0	0	0	63	.224	0	1	0	1	3
2019	2.34	13-10	32-19	12	5/0	5	137.2	112	59	46	60	86	12	0	9	596	.218	9	4	0	2	16
2020	1.20	6-0	8-6	2	1/1	0	35.0	26	10	6	8	26	4	0	1	144	.202	0	3	0	2	2
2021	2.04	11-7	26-18	11	2/0	0	126.2	114	55	37	32	84	16	0	14	544	.232	4	9	0	5	7
2022	2.27	3-1	8-5	3	1/0	0	37.0	26	16	12	8	30	7	0	3	149	.191	1	3	0	0	2
TOTAL	2.16	34-18	79-50	29	9/3	5	349.2	289	147	108	117	232	39	0	27	1496	.219	14	20	0	10	30

Career Stats

#34 Raelin Chaffin's Career Statistics

Year	AVG	GP-GS	AB	R	H	2B	3B	HR	RBI	TB	SLG%	BB	HBP	SO	GDP	OB%	SF	SH	SB-ATT	PO	A	E	FLD%
N/A																							
Year	ERA	W-L	APP-GS	CG	SHO/CBO	SV	IP	H	R	ER	BB	SO	2B	3B	HR	BF	B/AVG.	WP	HBP	BK	SFA	SHA	
2022	5.79	1-0	3-2	0	0/0	0	9.2	14	9	8	5	11	1	0	3	50	.326	0	2	0	0	0	
TOTAL	5.79	1-0	3-2	0	0/0	0	9.2	14	9	8	5	11	1	0	3	50	.326	0	2	0	0	0	

#37 MORGAN SMITH'S CAREER STATISTICS

YEAR	AVG	GP-GS	AB	R	H	2B	3B	HR	RBI	TB	SLG%	BB	HBP	SO	GDP	OB%	SF	SH	SB-ATT	PO	A	E	FLD%
2021	.111	10-4	9	5	1	0	0	0	2	1	.111	5	1	2	0	.467	0	0	0-0	0	6	0	1.000
2022	.250	8-3	8	2	2	0	0	0	1	2	.250	0	0	2	0	.250	0	0	1-1	2	0	0	1.000
TOTAL	.176	18-7	17	7	3	0	0	0	3	3	.176	5	1	4	0	.391	0	0	1-1	2	6	0	1.000

YEAR	ERA	W-L	APP-GS	CG	SHO/CBO	SV	IP	H	R	ER	BB	SO	2B	3B	HR	BF	B/AVG.	WP	HBP	BK	SFA	SHA
2021	3.11	2-0	6-3	2	0/0	0	18.0	18	10	8	2	7	3	0	2	82	.254	1	7	0	0	2
TOTAL	3.11	2-0	6-3	2	0/0	0	18.0	18	10	8	2	7	3	0	2	82	.254	1	7	0	0	2

#42 KK MADREY'S CAREER STATISTICS

YEAR	AVG	GP-GS	AB	R	H	2B	3B	HR	RBI	TB	SLG%	BB	HBP	SO	GDP	OB%	SF	SH	SB-ATT	PO	A	E	FLD%
2022	.000	11-0	0	7	0	0	0	0	0	0	.000	1	0	0	0	1.000	0	0	5-5	0	0	0	.000
TOTAL	.000	11-0	0	7	0	0	0	0	0	0	.000	1	0	0	0	1.000	0	0	5-5	0	0	0	.000

#44 ALI NEWLAND'S CAREER STATISTICS																							
YEAR	AVG	GP-GS	AB	R	H	2B	3B	HR	RBI	TB	SLG%	BB	HBP	SO	GDP	OB%	SF	SH	SB-ATT	PO	A	E	FLD%
2021	.200	25-14	40	6	8	1	1	3	8	20	.500	7	1	10	0	.333	0	0	0-0	9	0	0	1.000
2022	.244	15-15	45	7	11	3	1	1	11	19	.422	3	0	2	0	.292	0	0	2-3	37	5	0	1.000
TOTAL	.224	40-29	85	13	19	4	2	4	19	39	.459	10	1	12	0	.313	0	0	2-3	46	5	0	1.000

#47 CAIT CALLAND'S CAREER STATISTICS																							
YEAR	AVG	GP-GS	AB	R	H	2B	3B	HR	RBI	TB	SLG%	BB	HBP	SO	GDP	OB%	SF	SH	SB-ATT	PO	A	E	FLD%
2020	.364	8-7	11	5	4	0	1	0	3	6	.545	4	1	3	0	.563	0	0	2-2	64	1	0	1.000
2021	.125	15-15	16	5	2	0	0	1	2	5	.313	8	0	8	0	.417	0	0	0-0	81	3	1	.988
2022	.308	8-6	13	2	4	1	0	0	1	5	.385	1	0	1	0	.357	0	0	2-2	35	4	0	1.000
TOTAL	.250	31-28	40	12	10	1	1	1	6	16	.400	13	1	12	0	.444	0	0	4-4	180	8	1	.995

#55 RAELEEN GUTIERREZ CAREER STATISTICS																							
YEAR	AVG	GP-GS	AB	R	H	2B	3B	HR	RBI	TB	SLG%	BB	HBP	SO	GDP	OB%	SF	SH	SB-ATT	PO	A	E	FLD%
2020	.400	22-5	15	8	6	2	0	0	4	8	.533	1	0	1	0	.438	0	0	0-1	49	0	0	1.000
2021	.250	52-37	104	16	26	7	0	3	18	42	.404	15	1	12	1	.341	3	0	4-4	195	10	3	.986
2022	.125	7-2	8	1	1	0	0	0	1	1	.125	0	1	4	0	.222	0	0	0-0	3	0	0	1.000
TOTAL	.260	81-44	127	25	33	9	0	3	23	51	.402	16	2	17	1	.345	3	0	4-5	247	10	3	.988

#84 KARRINGTON HOUSHMANDZADEH'S CAREER STATISTICS																							
YEAR	AVG	GP-GS	AB	R	H	2B	3B	HR	RBI	TB	SLG%	BB	HBP	SO	GDP	OB%	SF	SH	SB-ATT	PO	A	E	FLD%
2019	.167	25-0	6	12	1	0	0	0	1	1	.167	0	0	1	0	.167	0	0	3-3	0	0	0	.000
2020	.222	10-2	9	2	2	0	1	0	4	4	.444	0	0	0	0	.222	0	0	0-0	3	0	0	1.000
2021	.200	19-0	5	4	1	0	0	0	0	1	.200	0	0	1	0	.200	0	0	1-1	5	2	1	.875
2022	.000	6-0	2	1	0	0	0	0	0	0	.000	0	0	2	0	.000	0	0	0-0	0	0	0	.000
TOTAL	.182	60-2	22	19	4	0	1	0	5	6	.273	0	0	4	0	.182	0	0	4-4	8	2	1	.909

#88 CIARA BRIGGS' CAREER STATISTICS																							
YEAR	AVG	GP-GS	AB	R	H	2B	3B	HR	RBI	TB	SLG%	BB	HBP	SO	GDP	OB%	SF	SH	SB-ATT	PO	A	E	FLD%
2020	.393	24-22	56	19	22	2	1	0	8	26	.464	9	1	6	0	.485	0	5	9-9	19	0	1	.950
2021	.339	57-57	171	32	58	7	3	4	17	83	.485	15	0	23	0	.392	0	1	11-12	89	4	2	.979
2022	.418	17-17	55	16	23	3	0	1	7	29	.527	8	0	7	0	.492	0	3	5-5	17	0	0	1.000
TOTAL	.365	98-96	282	67	103	12	4	5	32	138	.489	32	1	36	0	.432	0	9	25-26	125	4	3	.977

#99 PRESLEIGH PILON'S CAREER STATISTICS

YEAR	AVG	GP-GS	AB	R	H	2B	3B	HR	RBI	TB	SLG%	BB	HBP	SO	GDP	OB%	SF	SH	SB-ATT	PO	A	E	FLD%
2022	.125	6-3	8	1	1	0	0	0	2	1	.125	0	0	0	0	.125	0	0	0-0	4	5	0	1.000
TOTAL	.125	6-3	8	1	1	0	0	0	2	1	.125	0	0	0	0	.125	0	0	0-0	4	5	0	1.000

Single-Game Highs

#1 SYDNEY PETERSON'S CAREER HIGHS

Hits: 1, 2 times  
Doubles: 1, Drake, Feb. 25, 2022  
Total bases: 2, Drake, Feb. 25, 2022  
Runs scored: 2, Drake, Feb. 25, 2022  
Walks: 2, 2 times  
Hit by pitch: 2, South Alabama, Feb. 12, 2022  
Struck out: 1, 3 times  
Sac bunts: 1, Purdue, Feb. 26, 2022  
At bats: 2, 2 times  
Stolen bases: 1, 2 times  
Field Chances: 6, 2 times  
Putouts: 4, Illinois, Feb. 13, 2022  
Assists: 4, South Alabama, Feb. 11, 2022

#2 ALI KILPONEN'S CAREER HIGHS

Innings pitched: 8.1, at Florida State, May 28, 2021  
Walks allowed: 5, 4 times  
Strikeouts: 15, Campbell, March 7, 2020  
Batters faced: 36, at Florida State, May 28, 2021  
Field chances: 4, vs. Liberty, Feb. 21, 2021  
Putouts: 1, 3 times  
Assists: 3, vs. Arkansas, May 3, 2021; vs. Liberty, Feb. 21, 2021  
Runners CS: 1, 2 times

#3 TAYLOR TIDWELL'S CAREER HIGHS

Hits: 2, 6 times  
Doubles: 2, Florida A&M, Feb. 9, 2020  
Triples: 1, Florida A&M, Feb. 8, 2020  
Home runs: 1, 8 times  
Total bases: 5, 3 times  
RBI: 3, 2 times  
Runs scored: 2, 4 times  
Walks: 2, 5 times  
Hit by pitch: 1, 5 times  
Struck out: 2, 5 times  
Sac flies: 1, 2 times  
At bats: 4, at Kentucky, April 23, 2021  
Stolen bases: 1, 4 times  
Field chances: 9, 2 times  
Putouts: 6, 2 times  
Assists: 8, UL-Lafayette, May 23, 2021

#4 MCKENZIE REDOUTEY'S CAREER HIGHS

Hits: 2, vs. Texas Tech, Feb. 20, 2022  
Doubles: 1, 3 times  
Home runs: 1, vs. Oklahoma State, Feb. 18, 2022  
Total bases: 4, vs. Oklahoma State, Feb. 18, 2022  
RBI: 3, vs. Oklahoma State, Feb. 18, 2022  
Runs scored: 3, Stephen F. Austin, Feb. 25, 2022  
Walks: 2, 3 times  
Struck out: 2, vs. Notre Dame, Feb. 19, 2022  
Sac flies: 1, Stephen F. Austin, Feb. 25, 2022  
Sac bunts: 1, Drake, Feb. 25, 2022  
At bats: 3, 4 times  
Stolen bases: 1, Central Arkansas, Feb. 12, 2022  
Field chances: 6, vs. Oklahoma State, Feb. 18, 2022  
Putouts: 6, vs. Oklahoma State, Feb. 18, 2022  
Assists: 1, Drake, Feb. 25, 2022

#8 SAVANNAH STEWART'S CAREER HIGHS

Hits: 3, at Northwestern State, March 5, 2019  
Doubles: 2, Alabama, May 3, 2019  
Triples: 1, 4 times  
Total bases: 5, South Alabama, March 10, 2020  
RBI: 2, 4 times  
Runs scored: 2, 9 times  
Walks: 2, Iowa, Feb 8, 2019  
Struck out: 2, 6 times  
Sac flies: 1, 2 times  
Sac bunts: 1, 3 times  
At bats: 6, Texas Tech, May 18, 2019  
Stolen bases: 1, 9 times  
Caught stealing: 1, 2 times  
Field chances: 8, at Northwestern State, March 5, 2019  
Putouts: 7, Texas Tech, May 18, 2019  
Assists: 1, 4 times

#9 MADILYN GIGLIO'S CAREER HIGHS

Runs scored: 1, 4 times  
Stolen bases: 1, 2 times

#10 EMILEE CASANOVA'S CAREER HIGHS

Innings pitched: 1.0, Purdue, Feb. 27, 2022  
Walks allowed: 2, Purdue, Feb. 27, 2022  
Strikeouts: 1, Purdue, Feb. 27, 2022  
Batters faced: 6, Purdue, Feb. 27, 2022

#11 SHELBY WICKERSHAM'S CAREER HIGHS

Innings pitched: 7.0, 7 times  
Walks allowed: 4, 4 times  
Strikeouts: 8, vs Colorado State, Feb. 29, 2020  
Batters faced: 29, Florida, March 18, 2019  
Field chances: 4, USC Upstate, March 1, 2019  
Putouts: 1, 4 times  
Assists: 4, USC Upstate, March 1, 2019  
Runners CS: 2, Central Arkansas, Feb. 13, 2022

#13 DANIECA COFFEY'S CAREER HIGHS

Hits: 3, 3 times  
Doubles: 1, 6 times  
Triples: 1, 2 times  
Total Bases: 4, 3 times  
RBI: 2, 3 times  
Run scored: 3, Purdue, Feb. 27, 2022  
Walks: 1, 8 times  
Struck out: 2, 3 times  
Sac flies: 1, at NC State, April 17, 2021  
At bats: 5, Stephen F. Austin, Feb. 25, 2022  
Stolen bases: 1, 12 times  
Caught stealing: 1, vs. Texas Tech, Feb.20, 2022  
Field chances: 7, Louisiana Tech, April 6, 2021  
Putouts: 5, Louisiana Tech, April 6, 2021  
Assists: 5, Drake, Feb. 26, 2022

#17 TAYLOR PLEASANTS' CAREER HIGHS

Hits: 3, 10 times  
Doubles: 2, Auburn, May 8, 2021  
Triples: 1, 2 times  
Home runs: 2, vs. Liberty, Feb. 21, 2021  
Total bases: 10, vs. Liberty, Feb. 21, 2021  
RBI: 6, vs. Liberty, Feb. 21, 2021  
Runs scored: 4, Sam Houston State, Feb. 22, 2020  
Walks: 5, Sam Houston State, Feb. 22, 2020  
Hit by pitch: 3, UL-Lafayette, May 22, 2021  
Struck out: 2, 4 times  
Sac flies: 2, Illinois State, March 8, 2020  
Sac bunts: 1, 4 times  
At bats: 5, 4 times  
Stolen bases: 1, 5 times  
Field chances: 11, UL-Lafayette, Feb. 27, 2021  
Putouts: 6, Stephen F. Austin, Feb. 25, 2022  
Assists: 7, 2 times

#18 KENNEDI HOUSHMANDZADEH'S CAREER HIGHS

Hits: 1, at Southeastern La., March 16, 2021  
Total bases: 1, at Southeastern La., March 16, 2021  
RBI: 1, Purdue, Feb. 27, 2022  
Runs scored: 1, 5 times  
Struck out: 1, 2 times  
At bats: 2, 2 times  
Stolen bases: 1, at Southeastern La., March 16, 2021  
Field chances: 3, 2 times  
Putouts: 3, Central Arkansas, Feb. 12, 2022  
Assists: 1, Purdue, Feb. 27, 2022

#20 JORDYN PERKINS' CAREER HIGHS

Hits: 2, Purdue, Feb. 27, 2022  
Doubles: 1, McNeese St., May 21, 2021; Sam Houston State, Feb 22, 2020  
Home runs: 1, 2 times  
Total bases: 4, 2 times  
RBI: 3, 2 times  
Runs scored: 1, 6 times  
Walks: 1, 7 times  
Struck out: 2, at NC State, April 16, 2021  
Sac flies: 1, vs. Oklahoma State, Feb. 18, 2022  
At bats: 2, 3 times  
Field chances: 3, Campbell, March 6, 2020  
Putouts: 2, Campbell, March 6, 2020  
Assists: 1, 6 times

#21 TAYLOR EDWARDS' CAREER HIGHS

Hits: 1, Florida A&M, Feb. 9, 2020  
Doubles: 1, Florida A&M, Feb. 9, 2020  
Total bases: 2, Florida A&M, Feb. 9, 2020  
Runs scored: 1, Sam Houston State, Feb. 22, 2020  
Walks: 1, Sam Houston State, Feb. 22, 2020  
At bats: 1, 3 times  
Innings pitched: 2.0, vs. Washington, Feb. 18, 2022  
Walks allowed: 2, Sam Houston State, Feb. 22, 2020  
Strikeouts: 1, 4 times  
Batters faced: 7, vs. Washington, Feb. 18, 2022  
Field chances: 1, Florida A&M, Feb. 9, 2020  
Assists: 1, Florida A&M, Feb. 9, 2020

#23 BAYLEA BRANDON'S CAREER HIGHS

Hits: 1, 2 times  
Doubles: 1, Stephen F. Austin, Feb. 25, 2022  
Total bases: 2, vs. Stephen F. Austin, Feb. 25, 2022  
RBI: 1, vs. Stephen F. Austin, Feb. 25, 2022  
Runs scored: 1, Purdue, Feb. 27, 2022  
Struck out: 1, 2 times  
At bats: 3, vs. Notre Dame, Feb. 19, 2022  
Caught stealing: 1, vs. Notre Dame, Feb. 19, 2022

#24 HAYDEN BROWN'S CAREER HIGHS

Hits: 2, Drake, Feb. 26, 2022  
Total bases: 2, Drake, Feb. 26, 2022  
RBI: 1, vs. Texas Tech, Feb. 20, 2022;  
Runs scored: 1, ULM, March 30, 2021  
Struck out: 1, 2 times  
At bats: 4, Drake, Feb. 26, 2022  
Field chances: 3, ULM, March 30, 2021  
Putouts: 3, ULM, March 30, 2021  
Assists: 1, Louisiana Tech, April 6, 2021



Single-Game Highs

#25 GEORGIA CLARK'S CAREER HIGHS

Hits: 3, at Florida State, May 28, 2021; Auburn, May 8, 2021  
Doubles: 2, Sam Houston State, Feb. 22, 2020  
Home runs: 2, South Alabama, Feb. 12, 2022  
Total bases: 8, South Alabama, Feb. 12, 2022  
RBI: 5, 2 times  
Runs scored: 2, 8 times  
Walks: 3, Florida A&M, Feb. 9, 2020  
Hit by pitch: 1, at Southeastern La., March 16, 2021; vs. Liberty, Feb. 20, 2021  
Struck out: 2, 4 times  
Sac flies: 1, 6 times  
Sac bunts: 1, Auburn May 7, 2021  
At bats: 5, Drake, Feb. 26, 2022  
Field chances: 13, Drake, Feb. 26, 2022  
Putouts: 11, vs. Notre Dame, Feb. 19, 2022  
Assists: 2, Illinois, Feb. 13, 2022

#26 MORGAN CUMMINS' CAREER HIGHS

Hits: 3, Iowa, Feb. 9, 2019  
Doubles: 2, Stephen F. Austin  
Home runs: 1, 8 times  
Total bases: 6, 2 times  
RBI: 6, Sam Houston State, Feb. 21, 2020  
Runs scored: 2, 3 times  
Walks: 2, 2 times  
Hit by pitch: 2, at Tennessee, March 13, 2021  
Struck out: 2, 3 times  
Sac flies: 2, Sam Houston State, Feb. 22, 2020  
Sac bunt: 1, 2 times  
At bats: 4, 3 times  
Field chances: 14, Lamar, March 20, 2019  
Putouts: 14, Lamar, March 20, 2019  
Assists: 3, at Florida State, May 28, 2021  
Runners CS: 1, 12 times

#27 SHELBI SUNSERI'S CAREER HIGHS

Hits: 3, UL-Lafayette, May 22, 2021; at Georgia, March 23, 2019  
Doubles: 2, at Kentucky, April 25, 2021  
Triples: 1, 5 times  
Home runs: 2, 3 times  
Total bases: 8, 3 times  
RBI: 4, 5 times  
Runs scored: 2, 12 times  
Walks: 3, 7 times  
Hit by pitch: 1, 15 times  
Struck out: 3, 4 times  
Sac flies: 1, 9 times  
Sac bunts: 1, 4 times  
At bats: 6, Ole Miss, April 6, 2018  
Caught Stealing: 1, vs. Colorado State Feb. 29, 2020  
Innings pitched: 13.0, Texas Tech, May 18, 2019  
Walks allowed: 6, 2 times  
Strikeouts: 11, Drake, Feb. 26, 2022  
Batters faced: 53, Texas Tech, May 18, 2019  
Field chances: 4, Kentucky, April 14, 2019  
Putouts: 1, 6 times  
Assists: 4, Kentucky, April 14, 2019  
Runners CS: 1, 6 times

#34 RAE LIN CHAFFIN'S CAREER HIGHS

Innings pitched: 4.0, 2 times  
Walks allowed: 2, 2 times  
Strikeouts: 5, Central Arkansas, Feb. 12, 2022  
Batters faced: 21, Drake, Feb. 25, 2022

#37 MORGAN SMITH'S CAREER HIGHS

Hits: 1, 3 times  
Total bases: 1, 3 times  
RBI: 2, 1, North Dakota, Feb. 17, 2021  
Runs scored: 3, North Dakota, Feb. 17, 2021  
Walks: 2, 2 times  
Hit by pitch: 1, North Dakota, Feb. 17, 2021  
Struck out: 1, 4 times  
At bats: 3, 3 times  
Stolen bases: 1, Purdue, Feb. 27, 2022  
Innings pitched: 7.0, Buffalo, Feb. 27, 2021  
Walks allowed: 1, 2 times  
Strikeouts: 3, Buffalo, Feb. 27, 2021, North Dakota, Feb. 17, 2021  
Batters faced: 24, Buffalo, Feb. 27, 2021  
Field chances: 4, Buffalo, Feb. 27, 2021  
Putouts: 1, 2 times  
Assists: 4, Buffalo, Feb. 27, 2021

#42 KK MADREY'S CAREER HIGHS

Runs scored: 1, 7 times  
Walks: 1, Purdue, Feb. 27, 2022  
Stolen bases: 1, 5 times

#44 ALI NEWLAND'S CAREER HIGHS

Hits: 2, 2 times  
Doubles: 1, 4 times  
Triples: 1, 2 times  
Home runs: 1, 4 times  
Total bases: 4, 4 times  
RBI: 4, 3 times  
Runs scored: 2, 2 times  
Walks: 2, Stephen F. Austin, Feb. 25, 2022  
Hit by pitch: 1, Southern Miss, March 2, 2021  
Struck out: 2, UL-Lafayette, May 22, 2021  
At bats: 4, 4 times  
Stolen bases: 1, 2 times  
Caught stealing: 1, Central Arkansas, Feb. 13, 2022  
Field chances: 11, Stephen F. Austin, Feb. 27, 2022  
Putouts: 11, Stephen F. Austin, Feb. 27, 2022  
Assists: 3, Illinois, Feb. 13, 2022  
Runners CS: 1, Purdue, Feb. 26, 2022

#47 CAIT CALLAND'S CAREER HIGHS

Hits: 2, 2 times  
Doubles: 1, vs. Oklahoma State, Feb. 18, 2022  
Triples: 1, Florida A&M, Feb. 9, 2020  
Home Runs: 1, Texas, March 6, 2021  
Total bases: 4, 2 times  
RBI: 2, Campbell, March 6, 2020  
Runs scored: 3, Florida A&M, Feb. 9, 2020  
Walks: 2, 3 times  
Hit by pitch: 1, Belmont, Feb. 22, 2020  
Struck out: 2, Ole Miss, April 3, 2021  
At bats: 3, 6 times  
Stolen bases: 1, 4 times  
Field chances: 16, 2 times  
Putouts: 16, 2 times  
Assists: 3, Central Arkansas, Feb. 13, 2022  
Runners CS: 2, Central Arkansas, Feb. 13, 2022

#55 RAELEEN GUTIERREZ'S CAREER HIGHS

Hits: 3, UL-Lafayette, May 22, 2021; Ole Miss, April 3, 2021  
Doubles: 3, Ole Miss, April 3, 2021  
Home runs: 1, UL-Lafayette, May 22, 2021; at NC State, April 17, 2021; at Southeastern La, March 16, 2021  
Total bases: 7, UL-Lafayette, May 22, 2021  
RBI: 4, at Southeastern La, March 16, 2021  
Runs scored: 3, UL-Lafayette, May 22, 2021  
Walks: 2, at Kentucky, April 25, 2021  
Hit by pitch: 1, 2 times  
Struck out: 2, 2 times  
Sac flies: 1, 3 times  
At bats: 5, at Missouri  
Stolen bases: 1, 4 times  
Caught stealing: 1, North Dakota, Feb. 16, 2020  
Field chances: 10, Auburn, May 9, 2021  
Putouts: 9, 4 times  
Assists: 1, 10 times

#84 KARRINGTON HOUSHMANDZADEH'S CAREER HIGHS

Hits: 1, 4 times  
Triples: 1, Florida A&M, Feb. 9, 2020  
Total bases: 3, Florida A&M, Feb. 9, 2020  
RBI: 3, Florida A&M, Feb. 9, 2020  
Runs scored: 1, 19 times  
Struck out: 1, 4 times  
At bats: 3, Belmont, Feb. 22, 2020  
Stolen bases: 1, 4 times  
Field chances: 2, ULM, March 30, 2021; North Dakota, Feb. 17, 2021  
Putouts: 1, 8 times  
Assists: 1, ULM, March 30, 2021; at Florida, March 27, 2021

#88 CIARA BRIGGS' CAREER HIGHS

Hits: 3, 8 times  
Doubles: 1, 13 times  
Triples: 1, 4 times  
Home runs: 1, 5 times  
Total bases: 5, 3 times  
RBI: 3, McNeese St. Feb. 11, 2021  
Runs scored: 3, 3 times  
Walks: 3, Oklahoma St. Feb. 26, 2021  
Hit by pitch: 1, Belmont, Feb. 22, 2020  
Struck out: 2, 8 times  
Sac bunts: 1, 9 times  
At bats: 5, UL-Lafayette, May 22, 2021; at Kentucky, April 25, 2021  
Stolen bases: 3, Illinois State, March 8, 2020  
Caught stealing: 1, Auburn, May 9, 2021  
Field chances: 4, 5 times  
Putouts: 4, 4 times  
Assists: 2, at Alabama, Feb. 20, 2021

#99 PRESLEIGH PILON'S CAREER HIGHS

Hits: 1, Stephen F. Austin, Feb. 25, 2022  
Total bases: 1, Stephen F. Austin, Feb. 25, 2022  
RBI: 2, Stephen F. Austin, Feb. 25, 2022  
Runs scored: 1, Illinois, Feb. 11, 2022  
At bats: 2, 3 times  
Field chances: 3, vs. Oklahoma State, Feb. 18, 2022  
Putouts: 2, Central Arkansas, Feb. 13, 2022  
Assists: 3, vs. Oklahoma State, Feb. 18, 2022

# Team Game Records

## BATTING

### AT-BATS

61	Ole Miss	04/06/18
48	Texas Tech	05/18/19
48	at Mississippi State	04/16/16
48	at Louisiana Tech	03/15/16
48	ULL	05/20/06
48	Michigan	05/27/04

### RUNS SCORED

30	at Louisiana Tech	03/15/16
21	Campbell	03/06/20
20	Sam Houston State	02/22/20
20	Grambling State	02/15/06
20	Nicholls State	04/01/04
20	Alcorn State	02/20/04
19	Four times	

### HITS

27	at Louisiana Tech	03/15/16
21	Alcorn State	02/20/04
21	Jackson State	02/28/03
21	Boston College	03/03/00
19	Three times	

### DOUBLES

8	Grambling State	02/15/06
7	Tulsa	02/08/19
7	Jackson State	02/28/03
7	Mississippi State	04/04/98
6	Three times	

### TRIPLES

3	Eastern Illinois	02/06/15
3	Penn State	02/17/14
3	Alcorn State	02/20/04
3	Arkansas	04/22/03
2	36 times	

### HOME RUNS

7	at Louisiana Tech	03/15/16
5	at Texas A&M	03/08/19
5	at McNeese State	04/03/18
5	Stanford	05/19/07
5	Hawai`i	05/15/03
5	Auburn	04/27/03
5	Cal Poly	02/15/03
4	10 times	

### RUNS BATTED IN

27	at Louisiana Tech	03/15/16
20	Nicholls State	04/01/04
20	Sam Houston State	02/22/20
20	Campbell	03/06/20
19	Tulsa	02/07/19
19	Texas Southern	02/20/06
19	Alcorn State	02/20/04
18	North Dakota	02/17/21
18	Grambling State	02/15/06

### WALKS

14	Sam Houston State	02/22/20
12	North Dakota	02/17/21
12	at Mississippi State	04/16/16
12	SIU Edwardsville	02/07/14
11	Kentucky	04/13/19
11	Mississippi State	03/26/03

### TOTAL BASES

52	at Louisina Tech	03/15/16
36	Alcorn State	02/20/04
32	Campbell	03/06/20
32	Southern Miss	02/22/04
31	at Texas A&M	03/08/19

### HIT-BY-PITCHES

7	South Alabama	03/05/10
6	Mississippi State	04/11/10
5	South Alabama	04/23/14
5	Ole Miss	04/22/11
4	15 times	

### STOLEN BASES

10	Nicholls State	02/16/08
9	Bucknell	03/21/98
8	Seven times	

### SACRIFICE FLIES

3	Sam Houston State	02/22/20
3	Cal State Northridge	02/18/12
3	Texas Southern	02/22/06
3	Southeastern Louisiana	02/07/04

### SACRIFICE HITS

4	Eight times, most recently against ...	
4	Central Connecticut State	05/17/13
4	Troy	02/25/07
4	Ole Miss	04/17/04
4	Georgia	04/16/99
4	ULL	03/16/99

### STRIKEOUTS

21	Southern Miss	05/20/00
20	Washington	03/03/07
15	Georgia	04/27/12
15	Arizona State	05/25/07
15	California	02/24/01

### RUNNERS LEFT ON-BASE

20	Texas Tech	05/18/19
20	at Mississippi State	04/16/16
17	Auburn	03/09/18
16	Ole Miss	04/17/04

## PITCHING

### INNINGS PITCHED

19.0	Ole Miss	04/06/18
15.0	Georgia	04/27/12
14.0	Mississippi State	03/08/13
14.0	Alabama	04/08/11

### BATTERS FACED

68	Ole Miss	04/06/18
62	Georgia	04/27/12
59	Alabama	04/08/11
54	Southern Miss	05/20/00
53	Texas Tech	05/18/19
53	Missouri	05/27/12

### STRIKEOUTS

22	Mississippi State	03/08/13
19	Oklahoma	05/26/01
18	Syracuse	05/20/11
17	Missouri	05/27/12
17	Ole Miss	04/18/03
17	Alabama	04/06/02
17	Florida	03/09/02
17	Northwestern State	05/16/02
17	Texas-San Antonio	03/12/00

### STRIKEOUTS LOOKING

10	Ole Miss	04/18/03
9	Mississippi State	03/08/13
8	Syracuse	05/20/11
8	Southern Miss	02/24/07
8	Oklahoma	05/26/01

### RUNS ALLOWED

14	California	02/19/12
14	Arizona	02/27/06
13	Six times	

### EARNED RUNS ALLOWED

14	California	02/19/12
13	at No. 5 Alabama	02/21/21
13	Arizona	05/18/14
11	Four times	
10	Five times	

### HITS ALLOWED

18	California	02/26/11
18	Arizona	02/27/06
17	Mississippi State	03/26/03
15	South Alabama	03/27/13
14	Arizona	05/18/14
14	UCLA	02/17/02

### WALKS ALLOWED

11	Florida	03/14/14
10	ULL	05/18/08
9	at Missouri	04/25/15
9	Mississippi State	04/30/11
9	Alabama	03/26/05

### DOUBLES ALLOWED

6	Florida	03/29/08
5	Alabama	04/06/08
5	Ole Miss	03/29/97
4	12 times	

### TRIPLES ALLOWED

2	Five times most recently against...	
2	Florida State	04/03/13
2	Auburn	04/23/05
2	Louisville	02/12/05

### HOME RUNS ALLOWED

5	Florida	03/09/11
5	Arizona	02/10/01
4	Eight times	

## FIELDING

### PUTOUTS

57	Ole Miss	04/06/18
45	Georgia	04/27/12
42	Mississippi State	03/08/13
42	Alabama	04/08/11
39	Four Times	

### ASSISTS

27	Ole Miss	04/06/18
19	Alabama	04/08/11
19	Stetson	03/22/97
18	at Mississippi State	04/16/16
18	Iowa	05/26/01

### ERRORS

6	Alabama	03/12/16
5	Six times most recently against...	
5	Florida Atlantic	02/28/15
5	Oregon	03/01/13
5	Troy	03/09/12

### DOUBLE PLAYS

3	ULL	05/22/17
3	Mississippi State	04/11/10
3	South Carolina	05/10/03
3	Ole Miss	04/01/00
2	33 times	

# Individual Game Records

## BATTING

### AT-BATS

8	Aliyah Andrews	Ole Miss	04/06/18
8	Amanda Doyle	Ole Miss	04/06/18

### RUNS SCORED

4	19, most recently by...		
4	Taylor Pleasants	Sam Houston State	02/22/20
4	Bailey Landry	at Louisiana Tech	03/15/16
4	Bianka Bell	at Louisiana Tech	03/15/16
4	Kellsie Kloss	at Louisiana Tech	03/15/16
4	Jenna Kreamer	at Louisiana Tech	03/15/16
4	Amber Serrett	at Louisiana Tech	03/15/16

### RUNS BATTED IN

9	Bianka Bell	at Louisiana Tech	03/15/16
9	Kellsie Kloss	vs. Bethune-Cookman	02/19/16

### HITS

5	Sahvanna Jaquish	South Carolina	04/19/14
5	Juliana Santos	Arkansas	04/01/11
5	Lauren Castle	Mississippi State	03/31/05

### DOUBLES

3	Raeleen Gutierrez	Ole Miss	04/03/21
3	Amanda Sanchez	Tulsa	02/08/19
3	Allison Falcon	Louisville	05/16/14
3	Tessa Lynam	Jackson State	02/28/03
3	Tyra Perry	Butler	03/11/98

### TRIPLES

2	13 times, most recently by...		
2	Constance Quinn	Bethune-Cookman	02/23/17
2	A.J. Andrews	Stephen F. Austin	03/06/15
2	A.J. Andrews	Eastern Illinois	02/06/15
2	Allison Falcon	Penn State	02/17/14
2	Leslie Klein	Alcorn State	02/20/04

### HOME RUNS

3	Bianka Bell	at Louisiana Tech	03/15/16
3	Kellsie Kloss	at Louisiana Tech	03/15/16

### TOTAL BASES

14	Kellsie Kloss	at Louisiana Tech	03/15/16
13	Ashlee Ducote	South Carolina	04/14/00

### WALKS

5	Taylor Pleasants	Sam Houston State	02/22/20
---	------------------	-------------------	----------

### INTENTIONAL WALKS

3	Shelbi Sunseri	USC Upstate	03/01/19
3	Stephanie Hill	Ole Miss	04/17/04

### HIT-BY-PITCHES

3	Taylor Pleasants	ULL	05/22/21
3	Lauren Houston	Mississippi Valley St.	03/10/12
3	Anissa Young	Arizona	02/25/11

### STOLEN BASES

4	Aliyah Andrews	Oregon State	02/17/18
4	Cassie Trosclair	Sacred Heart	05/21/11
4	Dee Dee Henderson	Texas-San Antonio	03/13/07

### SACRIFICE FLIES

2	9 times, most recently by ...		
2	Taylor Pleasants	Illinois State	03/08/20
2	Morgan Cummins	Sam Houston State	02/22/20
2	Sahvanna Jaquish	vs. Arizona	02/20/15
2	Sandra Simmons	Penn State	02/17/14
2	Juliana Santos	Mississippi State	04/29/11
2	Anissa Young	South Carolina	03/14/10

### SACRIFICE HITS

3	Tara Asbill	Alabama	05/05/00
---	-------------	---------	----------

### STRIKEOUTS

5	Ashley Lewis	Southern Miss	05/20/00
---	--------------	---------------	----------

## PITCHING

### INNINGS PITCHED

19.0	Allie Walljasper	Ole Miss	04/06/18
------	------------------	----------	----------

### BATTERS FACED

68	Allie Walljasper	Ole Miss	04/06/18
----	------------------	----------	----------

### STRIKEOUTS

22	Rachele Fico	Mississippi State	03/08/13
----	--------------	-------------------	----------

### STRIKEOUTS LOOKING

10	Kristin Schmidt	Ole Miss	04/18/03
----	-----------------	----------	----------

### STRIKEOUTS (SEVEN-INNING GAME)

17	Britni Sneed	Florida	03/09/02
----	--------------	---------	----------

### MOST RUNS ALLOWED

12	Tessa Lynam	Mississippi State	03/26/03
----	-------------	-------------------	----------

### MOST EARNED RUNS ALLOWED

10	Baylee Corbello	Arizona	05/18/14
----	-----------------	---------	----------

### MOST HITS ALLOWED

15	Tessa Lynam	Mississippi State	03/26/03
----	-------------	-------------------	----------

### MOST WALKS ALLOWED

9	Baylee Corbello	Florida	03/14/14
9	Baylee Corbello	Arizona	05/18/14
9	Dani Hofer	ULL	05/18/08

### MOST DOUBLES ALLOWED

6	Dani Hofer	Florida	03/29/08
---	------------	---------	----------

### MOST TRIPLES ALLOWED

2	Rachele Fico	Florida State	04/03/13
2	Megan Jolly	Louisville	02/12/05
2	Brandi Landry	Alabama	03/09/97
2	Brandi Landry	Alabama	05/09/98

### MOST HOME RUNS ALLOWED

4	Emily Turner	Fresno State	02/26/05
---	--------------	--------------	----------

### MOST WILD PITCHES

4	Carley Hoover	vs. Florida State	05/26/18
---	---------------	-------------------	----------

## FIELDING

### PUTOUTS

26	Amanda Doyle	Ole Miss	04/06/18
----	--------------	----------	----------

### ASSISTS

10	Becca Schulte	Ole Miss	04/06/18
----	---------------	----------	----------

### ERRORS

4	Andrea Smith	Arizona	05/26/06
4	Andrea Smith	ULL	05/20/06
4	Tara Asbill	Alabama	05/03/97

# Team Season Records

## BATTING

### GAMES PLAYED

72	2000
72	1998
70	2017
70	2016
70	2001
69	2006
69	2004

### BATTING AVERAGE

.344	2020*
.335	2015
.334	1998
.316	2016
.314	2014
.310	2004
.310	2000

### SLUGGING PERCENTAGE

.543	2020*
.523	2015
.507	2019
.498	2014
.475	2016
.475	1998

### ON-BASE PERCENTAGE

.440	2020*
.425	2015
.423	2016
.412	2014
.406	2019

### AT-BATS

1951	2000
1879	2004
1837	1998
1828	2016
1799	2001

### RUNS SCORED

428	2015
405	2016
385	2004
377	1998
365	2000

### HITS

613	1998
605	2000
583	2004
577	2016
565	2015

### DOUBLES

113	1998
102	2007
102	2006
99	2003
94	2016

### TRIPLES

33	1998
24	2002
22	2015
22	2000
22	1999
21	1997

### HOME RUNS

74	2019
65	2014
64	2021
62	2015
60	2004
58	2007
57	2008

### RUNS BATTED IN

392	2015
363	2016
336	2004
331	2019
323	2014

### TOTAL BASES

884	2015
875	2004
873	1998
868	2016
842	2007

### WALKS

315	2016
258	2015
238	2014
234	2019
222	2003

### INTENTIONAL WALKS

13	2000
11	2002
9	2004
9	2003
9	1999

### HIT-BY-PITCHES

86	2011
80	2010
60	2012
57	2019
57	2013
47	2001

### SACRIFICE HITS

64	1997
61	1999
56	2000
55	1998
52	2006

### SACRIFICE FLIES

30	2006
27	1998
25	2015
21	2019
19	2000

### STOLEN BASES

142	2000
129	1998
125	2010
104	2001
102	1999

### STOLEN BASE PERCENTAGE

.926 (75-81)	2019
.924 (61-66)	2021
.916 (77-84)	2018
.912 (125-137)	2010
.897 (35-39)	2020*
.892 (99-111)	2008

### STRIKEOUTS

311	2007
299	2012
284	2011
281	2003
280	2004
280	2001

### STRIKEOUTS LOOKING

101	2011
100	2012
94	2004
92	2003
88	2001

## PITCHING

### MOST INNINGS PITCHED

497.1	2000
472.0	2004
469.0	2001
466.0	2002
464.2	1998

### MOST AT-BATS AGAINST

1761	2004
1759	2016
1715	2000
1705	1998
1697	2017

### LOWEST EARNED RUN AVERAGE

0.85	2001
0.87	2002
0.95	2020*
1.11	2000
1.20	1999
1.22	2007

### LOWEST OPPONENT AVERAGE

.140	2001
.156	2020*
.159	2002
.159	2000
.176	2007
.184	2018

### MOST STRIKEOUTS

696	2002
602	2001
552	2007
491	2006
490	2003

### MOST STRIKEOUTS LOOKING

204	2002
197	2007
184	2004
179	2001
177	2003

### MOST STRIKEOUTS PER 7 INNINGS

10.45	2002
8.99	2001
8.47	2011
8.42	2007
7.64	2008

### FEWEST WALKS ALLOWED

43	2020*
54	1997
70	2002
76	1998
78	2004
103	1999

### FEWEST WALKS PER 7 INNINGS

0.95	1997
1.05	2002
1.14	1998
1.16	2004
1.61	1999

### FEWEST INTENTIONAL WALKS

0	2021
0	1998
0	1997
0	2015
1	2012
1	2011
1	2005
1	2014

### MOST COMPLETE GAMES

59	2004
56	2006
54	2003
51	2012
51	2002

### MOST SHUTOUTS

35	2002
34	2001
31	2006
29	2000

### MOST SAVES

7	2019
6	2015
6	1999
5	2010
5	2000
5	1998

### FEWEST RUNS ALLOWED

29	2020*
79	2002
84	2001
103	2007
104	2010
106	1999

### FEWEST EARNED RUNS ALLOWED

20	2020*
57	2001
58	2002
76	1997
77	1999
79	2000

### FEWEST HITS ALLOWED

80	2020*
225	2001
259	2002
272	2000
283	2005
285	2007

### FEWEST DOUBLES ALLOWED

10	2020*
25	2015
29	2001
33	2002
34	2007

### FEWEST TRIPLES ALLOWED

0	2020*
0	2014
0	2007
0	2001
1	2010
2	2019
2	2017

### FEWEST HOME RUNS ALLOWED

4	1997
6	2020*
7	1999
12	1998
14	1999
18	2000

### FEWEST WILD PITCHES

8	2013
9	2007
10	2020*
10	2004
11	1997
12	2006

### FEWEST HIT BATTERS

6	2020*
14	1998
14	1997
17	2004
17	2002
18	1999

### MOST NO-HITTERS

6	2002
6	2001
5	2003
4	2007
3	2020*
3	2006
3	1998

## FIELDING

### HIGHEST FIELDING PERCENTAGE

.976	2010
.975	2018
.974	2008
.973	2011
.971	2002

### MOST CHANCES

2136	2000
2087	1998
2015	2017
2001	2016
1972	2004

### MOST PUTOUTS

1492	2000
1415	2004
1407	2001
1398	2002
1394	1998

### MOST ASSISTS

619	1998
583	1997
573	2017
573	2000
551	1999

### FEWEST ERRORS

19	2020*
41	2010
42	2008
45	2011
48	2018
50	2014

### MOST DOUBLE PLAYS

31	1998
27	2000
23	2004
22	2021
22	2010
22	2017

### FEWEST STOLEN BASES AGAINST

12	2020*
25	1998
27	2005
27	2006
28	2021
28	1999
29	2017

### MOST CAUGHT STEALING

22	1998
21	2012
21	2004
20	2007
19	1999
18	2002

### MOST RUNNERS PICKED OFF

6	1999
5	2007
5	2004
5	2002
5	2001
5	1998


### FEWEST PASSED BALLS

1	2006
2	2007
2	2003
3	2008
3	2020*
6	2015
6	2010

\*2020 season cut short due to the pandemic (24 games)



# Team Season Records



## BATTING LOWS

Fewest Games Played	24	2020
Lowest Batting Average	.220	2012
Lowest Slugging Percentage	.285	2012
Lowest On-Base Percentage	.329	1997
Fewest At-Bats	582	2020
Fewest Runs Scored	172	2020
Fewest Hits	200	2020
Fewest Doubles	40	2011
Fewest Triples	5	2010, 2013
Fewest Home Runs	13	2012
Fewest Runs Batted In	155	2020
Fewest Total Bases	316	2020
Fewest Walks	74	1997
Fewest Hit-by-Pitch	14	2020
Fewest Sacrifice Hits	9	2020
Fewest Sacrifice Flies	9	2001, 2009 & 2011
Fewest Stolen Bases	35	2020
Lowest Stolen Base Percentage	.765	2011
Fewest Strikeouts	80	2020
Fewest Strikeouts Looking	19	2020

## PITCHING HIGHS

Fewest Innings Pitched	148.0	2020
Fewest At-Bats Against	513	2020
Highest ERA	3.23	2014
Highest Opponent Batting Average	.269	2021
Fewest Strikeouts	151	2020
Fewest Strikeouts Per 7 Innings	3.12	1997
Fewest Strikeouts Looking	38	2020

Most Walks	261	2014
Most Walks Per 7 Innings	4.56	2014
Most Intentional Walks	15	2008
Fewest Complete Games	15	2020
Fewest Shutouts	5	2021
Fewest Saves	1	2005 & 2014
Most Runs Allowed	220	2014
Most Earned Runs Allowed	185	2014
Most Hits Allowed	386	2016
Most Doubles Allowed	59	1997
Most Triples Allowed	11	1998
Most Home Runs Allowed	43	2008
Most Wild Pitches	42	1999
Most Hit Batters	59	2014
Fewest No-Hitters	0	1997, 2004, 2005, 2008 2010, 2012 & 2021

## FIELDING LOWS

Lowest Fielding Percentage	.958	2016
Fewest Chances	601	2020
Fewest Putouts	444	2020
Fewest Assists	138	2020
Most Errors	84	2016
Fewest Double Plays Turned	7	2006, 2020
Most Stolen Bases Against	65	2012, 2018
Fewest Caught Stealing	3	2020
Most Passed Balls	22	2000, 2021

# Individual Season Records

## BATTING

### GAMES PLAYED

72	Stephanie Hastings	2000
72	Stacey Newton	2000
72	Tara Asbill	1998
72	Jodi Otten	1998
72	Stacey Newton	1998

### GAMES STARTED

72	Stephanie Hastings	2000
72	Tara Asbill	1998
71	Four with	

### BATTING AVERAGE (MIN. 100 AT-BATS)

.431	Ashlee Ducote	2000
.426	Bailey Landry	2015
.426	Kirsten Shortridge	2009
.415	Bianka Bell	2015
.410	Kirsten Shortridge	2010

### SLUGGING PERCENTAGE (MIN. 100 AT-BATS)

.790	Bianka Bell	2015
.748	Shelbi Sunseri	2019
.716	Ashlee Ducote	2000
.699	Sahvanna Jaquish	2014
.667	Bianka Bell	2016

### ON-BASE PCT. (MIN. 100 AT-BATS)

.541	Bianka Bell	2016
.529	Amanda Sanchez	2019
.526	Ashlee Ducote	2000
.500	Bianka Bell	2015
.514	Sahvanna Jaquish	2017

### AT-BATS

240	LaDonia Hughes	2004
231	Leslie Klein	2004
230	Emily Griggs	2017
229	Bailey Landry	2017
228	Sara Fitzgerald	2003

### RUNS SCORED

70	Bianka Bell	2015
65	A.J. Andrews	2015
65	Dee Douglas	1999
61	Aliyah Andrews	2019
61	Stephanie Hastings	2001
60	Bianka Bell	2016

### HITS

92	Bailey Landry	2017
91	Ashlee Ducote	2000
89	Bailey Landry	2015
89	Kirsten Shortridge	2010
85	Tara Asbill	1998

### DOUBLES

22	Leslie Klein	2007
20	Ashlee Ducote	1999
19	Sahvanna Jaquish	2016
19	Leslie Klein	2004
19	Tara Asbill	1998
19	Bianka Bell	2015

### TRIPLES

14	Trena Peel	2002
9	Bailey Landry	2017
9	Jodi Otten	1998
8	A.J. Andrews	2015
8	Ashlee Ducote	2000
8	Tara Asbill	1998

### HOME RUNS

18	Bianka Bell	2015
17	Shemiah Sanchez	2019
17	Shelbi Sunseri	2019
17	Sahvanna Jaquish	2015
17	Sahvanna Jaquish	2014
14	Bianka Bell	2016
14	Leslie Klein	2004
14	Bianka Bell	2014
13	Taylor Pleasants	2021

### RUNS BATTED IN

76	Sahvanna Jaquish	2016
76	Sahvanna Jaquish	2015
73	Bianka Bell	2015
63	Ashlee Ducote	2000
62	Bianka Bell	2016

### TOTAL BASES

162	Bianka Bell	2015
153	Leslie Klein	2004
151	Ashlee Ducote	2000
132	Leslie Klein	2007
132	Tara Asbill	1998

### WALKS

62	Sahvanna Jaquish	2017
56	Bianka Bell	2016
47	A.J. Andrews	2015
44	Sahvanna Jaquish	2016
43	Amanda Sanchez	2019
43	Ashley Langoni	2012

### HIT-BY-PITCHES

26	Anissa Young	2011
21	Anissa Young	2010
20	Lauren Houston	2011
18	Amanda Sanchez	2019
16	Camille Harris	2006

### STOLEN BASES

47	Aliyah Andrews	2019
45	Kirsten Shortridge	2010
45	Dee Douglas	1999
42	Aliyah Andrews	2018
41	Dee Douglas	2000

### SACRIFICE HITS

18	Stephanie Hastings	2000
16	Aleshia Perry	2001
15	Stephanie Hastings	1998
12	Stephanie Hastings	1999
11	Three with	

### SACRIFICE FLIES

8	Sahvanna Jaquish	2015
7	Vanessa Soto	2006
7	AJ Andrews	2015
6	Tara Asbill	1998
5	Eight, most recently by ...	
5	Amanda Doyle	2019

### STRIKEOUTS

55	Julie Wiese	2001
52	Tammy Wray	2011
49	Bailey Landry	2016
49	Tammy Wray	2013
44	Lauren Castle	2004

## PITCHING

### APPEARANCES

53	Kristin Schmidt	2003
50	Kristin Schmidt	2004
49	Britni Sneed	2001
46	Britni Sneed	2002
42	Britni Sneed	2000

### GAMES STARTED

45	Kristin Schmidt	2004
45	Kristin Schmidt	2003
41	Britni Sneed	2002
41	Britni Sneed	2001
36	Emily Turner	2006

### COMPLETE GAMES

41	Kristin Schmidt	2004
39	Kristin Schmidt	2003
35	Britni Sneed	2002
32	Emily Turner	2006
31	Britni Sneed	2001

### INNINGS PITCHED

317.2	Kristin Schmidt	2004
306.1	Kristin Schmidt	2003
281.0	Britni Sneed	2002
275.2	Britni Sneed	2001
239.1	Britni Sneed	2000

### WINS

38	Kristin Schmidt	2004
36	Britni Sneed	2001
34	Kristin Schmidt	2003
34	Britni Sneed	2002
28	Emily Turner	2006

### WIN-LOSS PERCENTAGE (MIN. 25 DECISIONS)

.888	Dani Hofer (24-3)	2007
.862	Ashley Lewis (25-4)	1999
.857	Britni Sneed (36-6)	2001
.844	Kristin Schmidt (38-7)	2004
.840	Sarah KnifeChief (21-4)	1997

### SAVES

5	Shelbi Sunseri	2019
5	Carley Hoover	2015
5	Rachele Fico	2010
4	Britni Sneed	2000
4	Britni Sneed	1999
4	Sarah KnifeChief	1998

### EARNED RUN AVERAGE (MIN. 100 IP)

0.66	Britni Sneed	2001
0.75	Britni Sneed	2002
0.84	Ashley Lewis	2000
0.93	Emily Turner	2006
0.99	Ashley Lewis	1999

### OPPONENT BATTING AVG. (MIN. 100 IP)

.119	Britni Sneed	2001
.143	Britni Sneed	2002
.143	Ashley Lewis	2000
.152	Britni Sneed	2000
.160	Ashley Lewis	2001

### SHUTOUTS

23	Britni Sneed	2002
16	Emily Turner	2006
16	Britni Sneed	2001
15	Kristin Schmidt	2003
14	Kristin Schmidt	2004

# Individual Season Records

## STRIKEOUTS

478	Britni Sneed	2002
410	Britni Sneed	2001
362	Kristin Schmidt	2004
345	Kristin Schmidt	2003
278	Britni Sneed	2000

## STRIKEOUTS PER 7 INNINGS

11.91	Britni Sneed	2002
10.41	Britni Sneed	2001
10.02	Dani Hofer	2008
9.52	Ali Kilponen	2020
9.45	Dani Hofer	2007

## FEWEST RUNS ALLOWED (MIN. 100 IP)

31	Rachele Fico	2010
32	Kristin Schmidt	2002
32	Britni Sneed	2001
33	Cody Trahan	2010
37	Ashley Lewis	1999

## FEWEST EARNED RUNS ALLOWED (MIN. 100 IP)

21	Ashley Lewis	2000
23	Kristin Schmidt	2002
24	Ashley Lewis	2001
24	Sarah KnifeChief	1997
24	Ashley Lewis	1999

## MOST RUNS ALLOWED

105	Baylee Corbello	2014
95	Ashley Czechner	2014
93	Rachele Fico	2013
84	Kristin Schmidt	2003
83	Carley Hoover	2016

## MOST EARNED RUNS ALLOWED

90	Baylee Corbello	2014
75	Ashley Czechner	2014
75	Rachele Fico	2013
64	Emily Turner	2005
63	Carley Hoover	2016

## FEWEST HITS ALLOWED (MIN. 100 IP)

73	Brittany Mack	2009
79	Maribeth Gorsuch	2019
82	Sydney Smith	2017
84	Ashley Lewis	2000
94	Ashley Lewis	2001

## MOST HITS ALLOWED

245	Kristin Schmidt	2004
203	Kristin Schmidt	2003
166	Rachele Fico	2013
164	Ashley Czechner	2014
162	Emily Turner	2006

## FEWEST WALKS ALLOWED (MIN. 100 IP)

10	Ashley Lewis	2000
15	Brandi Landry	1998
24	Kristin Schmidt	2002
26	Cody Trahan	2010
27	Allie Walljasper	2016

## MOST WALKS ALLOWED

153	Baylee Corbello	2014
98	Rachele Fico	2013
83	Rachele Fico	2012
82	Dani Hofer	2008
83	Carley Hoover	2016

## WALKS ALLOWED PER 7 INNINGS (MIN. 100 IP)

0.51	Brandi Landry	1997
0.58	Brandi Landry	1998
1.01	Kristin Schmidt	2004
1.05	Britni Sneed	2002
1.06	Kristin Schmidt	2002

## FEWEST DOUBLES ALLOWED (MIN. 100 IP)

5	Allie Walljasper	2015
8	Cody Trahan	2010
9	Maribeth Gorsuch	2019
9	Ashley Lewis	2001
9	Ashley Lewis	2000
12	Shelbi Sunseri	2019
12	Rachele Fico	2011
13	Ali Kilponen	2021

## MOST DOUBLES ALLOWED

29	Kristin Schmidt	2003
28	Brandi Landry	1998
26	Carley Hoover	2016
25	Sarah KnifeChief	1997
24	Britni Sneed	1999

## FEWEST TRIPLES ALLOWED (MIN. 100 IP)

0	Shelbi Sunseri	2021
0	Shelbi Sunseri	2019
0	Carley Hoover	2018
0	Carley Hoover	2017
0	Baylee Corbello	2014
0	Ashley Czechner	2014
0	Cody Trahan	2010
0	Dani Hofer	2007
0	Emily Turner	2007
0	Ashley Lewis	2001

## MOST TRIPLES ALLOWED

7	Brandi Landry	1998
5	Rachele Fico	2013
4	Rachele Fico	2012
4	Cody Trahan	2008
4	Emily Turner	2006
4	Megan Jolly	2005
4	Kristin Schmidt	2003
4	Sarah KnifeChief	1997

## FEWEST HR ALLOWED (MIN. 100 IP)

0	Sarah KnifeChief	1997
1	Ashley Lewis	1999
2	Ashley Lewis	2000
3	Ashley Lewis	2001

## MOST HOME RUNS ALLOWED

20	Baylee Corbello	2014
18	Emily Turner	2005
17	Kristin Schmidt	2003
16	Dani Hofer	2008
16	Rachele Fico	2011
16	Cody Trahan	2008
16	Kristin Schmidt	2004

## FIELDING

### PUTOUTS

552	Jennie Reeves	2002
514	Shaunte' Fremin	1997
492	Killian Roessner	2006
461	Killian Roessner	2007
448	Killian Roessner	2008

### ASSISTS

156	Tara Asbill	1998
152	Tara Asbill	1997
138	Shemiah Sanchez	2017
137	Amanda Sanchez	2019
137	Tara Asbill	1999
133	Ashlee Ducote	1997

### ERRORS

29	Andrea Smith	2006
26	Lauren Delahoussaye	2004
24	Hailey Smith	2003
21	Bianka Bell	2016
20	Constance Quinn	2016

## FIELDING PERCENTAGE (MIN. 75 CHANCES)

1.000	Morgan Cummins	2020
1.000	Emily Griggs	2017
1.000	Jacee Blades	2011
1.000	Leslie Klein	2006
1.000	Leigh Ann Danos	2002
1.000	Jennie Reeves	2001
1.000	Shaunte' Fremin	1999
1.000	Kelly Mashburn	1998



## 2022 TV/Radio Chart



**Sydney Peterson**  
Infielder  
5-5 · Fr.-HS · R/R  
Stockton, Calif.



**Ali Kiloponen**  
Pitcher  
6-0 · R-Jr.-3Y · R/R  
Highlands Ranch, Colo



**Taylor Tidwell**  
Infielder  
5-11 · R-Jr.-3Y · R/R  
Gonzales, La.



**McKenzie Redoutey**  
Outfielder  
5-6 · Fr.-HS · L/L  
Franklin, N.C.



**Savannah Stewart**  
Outfielder  
5-8 · R-Jr.-3Y · L/R  
Marietta, Ga.



**Madilyn Giglio**  
Outfielder  
5-3 · Fr.-HS · L/R  
Metairie, La.



**Emilee Casanova**  
Pitcher  
6-2 · R-Fr.-HS · R/R  
Amite, La.



**Shelby Wickersham**  
Pitcher  
5-10 · R-Jr.-3Y · R/R  
Metairie, La.




**Danieca Coffey**  
Infielder  
5-6 · So.-1Y · L/R  
Richwood, Texas



**Taylor Pleasants**  
Infielder  
6-0 · R-So.-2Y · L/R  
Houston, Texas.



**Kennedi Houshmandzadeh**  
Infielder  
5-4 · So.-1Y · R/R  
Cerritos, Calif.



**Jordyn Perkins**  
Utility  
5-3 · So.-2Y · R/R  
Metairie, La.



**Taylor Edwards**  
Pitcher  
5-8 · R-So.-2Y · R/R  
Marrero, La.




**Baylea Brandon**  
Utility  
5-6 · Fr.-HS · L/L  
Leander, Texas




**Hayden Brown**  
Catcher  
5-10 · So.-1Y · R/R  
Colleyville, Texas



**Georgia Clark**  
Infielder  
5-9 · R-Jr.-3Y · R/R  
Houston, Texas



**Morgan Cummins**  
Catcher  
5-8 · R-Jr.-3Y · R/R  
Sarasota, Fla.



**Shelbi Sunseri**  
Pitcher/Utility  
5-10 · Sr.-5Y · R/R  
Santa Fe, Texas



**Raelin Chaffin**  
Pitcher  
5-10 · Fr.-HS · R/R  
Bossier City, La.



**Morgan Smith**  
Pitcher  
5-10 · So.-1Y · R/R  
Phoenix, Ariz.



**KK Madrey**  
Utility  
5-7 · Fr.-HS · L/R  
Newnan, Ga.



**Ali Newland**  
Outfielder/Catcher  
5-4 · So.-1L · L/R  
Bremen, Ga.



**Cait Calland**  
Catcher  
5-3 · R-So.-2Y · L/R  
Katy, Texas



**Raeleen Gutierrez**  
Infielder  
5-10 · R-So.-2Y · L/L  
Upland, Calif.




**Karrington Houshmandzadeh**  
Outfielder  
5-9 · R-Jr.-3Y · L/R  
Cerritos, Calif.




**Ciara Briggs**  
Outfielder  
5-5 · R-So.-2Y · L/R  
Yorba Linda, Calif.



**Presleigh Pilon**  
Infielder  
5-8 · R-Fr.-HS · L/R  
Murrieta, Calif.



**Beth Torina**  
Head Coach  
11th Season



**Howard Dobson**  
Assistant Coach  
11th Season



**Lindsay Leftwich**  
Assistant Coach  
11th Season