

2022 LSU VOLLEYBALL

MATCH NOTES | NCAA FIRST/SECOND ROUNDS

STANFORD QUARTER - DECEMBER 2-3



LSU VOLLEYBALL SCHEDULE

TIGER CLASSIC

Aug. 26 (F)	Samford	SECN+ W, 3-0
Aug. 26 (F)	Houston	SECN+ L, 1-3
Aug. 27 (S)	Rice	SECN+ L, 2-3

TIGER CHALLENGE

Sept. 2 (F)	Troy	SECN+ W, 3-0
Sept. 2 (F)	Iowa St.	SECN+ W, 3-0
Sept. 3 (S)	No. 21 Penn St.	SECN+ L, 0-3

Sept. 9 (F)	at Milwaukee	ESPN+ W, 3-1
Sept. 10 (S)	at No. 23 Marquette	FloSports L, 1-3

GREEN WAVE INVITATIONAL

Sept. 16 (F)	vs. Oregon St.	-- W, 3-0
Sept. 17 (S)	at Tulane	ESPN+ W, 3-0

Sept. 21 (W) No. 20 Arkansas* SECN+ W, 3-2

Sept. 24 (S)	No. 15 at Kentucky*	SECN+ W, 3-2
Sept. 25 (Su)	No. 15 at Kentucky*	SECN L, 0-3

Sept. 30 (F) Ole Miss* SECN W, 3-2

Oct. 1 (S) Ole Miss* SECN+ L, 2-3

Oct. 5 (W) Auburn* SECN W, 3-2

Oct. 8 (S)	at No. 15 Florida*	SECN+ L, 1-3
Oct. 9 (Su.)	at No. 15 Florida*	SECN+ L, 2-3

Oct. 19 (W) at Alabama* ESPNU W, 3-2

Oct. 23 (Su) South Carolina* SECN W, 3-0

Oct. 29 (S) Mississippi St.* SECN+ W, 3-2

Oct. 30 (Su) Mississippi St.* SECN+ L, 2-3

Nov. 5 (S)	at Tennessee*	SECN+ L, 0-3
Nov. 6 (Su.)	at Tennessee*	SECN L, 1-3

Nov. 12 (S) at Missouri* SECN+ W, 3-2

Nov. 16 (W) at Texas A&M* SECN+ W, 3-1

Nov. 25 (F) Georgia* SECN+ L, 0-3

Nov. 26 (S) Georgia* SECN+ L, 0-3

NCAA TOURNAMENT

Dec. 2 (F)	vs. Hawai'i	ESPN+ 6:30 PM
Dec. 3 (S)	at No. 1 Stanford/Pepperdine	ESPN+ 8 PM

Bold Indicates Home

All times are central and subject to change

* - SEC Match
SECN - SEC Network
SECN+ - SEC Network Plus

/LSUVOLLEYBALL

@LSUVOLLEYBALL

@LSUVOLLEYBALL

MATCHING UP



LSU Tigers

Record	15-13
SEC	9-9
vs. Top-25	2-5
Streak	L2
AVCA Ranking	NR
Head Coach	Tonya Johnson
Record at LSU	15-13
Season	1st Season
Career Record	100-85
Season	6th Season



Hawai'i Rainbow Wahine

Record	22-6, 19-1 BWC
AVCA Ranking	NR
Head Coach	Robyn Ah Mow
Record at Hawai'i	108-35 (5th Season)
Career Record	Same



No. 5 Stanford Cardinal

Record	24-4, 19-1 Pac-12
AVCA Ranking	5
Head Coach	Kevin Hambly
Record at Stanford	139-32 (6th Season)
Career Record	317-118 (14th Season)



Pepperdine Waves

Record	19-10, 10-8 WCC
AVCA Ranking	NR
Head Coach	Scott Wong
Record at Pepperdine	144-86 (8th Season)
Career Record	Same

TRACKING THE TIGERS

The LSU Tigers will make its 16th appearance in the NCAA Tournament and its first since 2017.

The Tigers ended the regular season with a 15-13 overall record, marking their first winning season since 2019.

Head coach Tonya Johnson is the sixth head coach for the LSU Tigers volleyball program. Johnson played for the Tigers from 1987-90 and helped the program reach its first Final Four Appearance in 1990. She also served as an assistant coach under predecessor and AVCA Hall of Fame coach Fran Flory.

Coach Johnson earned her 100th career victory in the four-set win at Texas A&M on November 16.

LSU is ranked No. 48 in the latest RPI rankings and has the 18th toughest schedule in the country.

This season the Tigers have collected five wins over Top 50 RPI teams and three wins over Top 30 RPI teams. Seven of LSU's 13 losses has been against teams ranked in the Top 20 RPI.

Stanford is a No. 1 seed, while Hawai'i is the No. 8 seed in the Stanford Quarter.

LSU is 14-15 all-time in the NCAA Tournament and 0-8 all-time against Hawai'i, Pepperdine and Stanford. The Tigers have never played either of these clubs in the NCAA Tournament.

LSU has played in 11 five-set matches this season and boasts a record of 7-4.

The Tigers have allowed their opponents a .204 hitting percentage (No. 5 in SEC) and ranks No. 2 in the league with 15.54 digs per set (No. 75 in the NCAA). Offensively, LSU is hitting .221 behind 12.78 kills and 11.79 assists per set.

LSU has held opponents under a .200 hitting percentage 15 times this season.

The Tigers are 10-1 when hitting over .250, including a 7-0 record when hitting .300 or better. LSU logged a program record .364 hitting percentage in a five-set match at then No. 15 Kentucky (Sept. 24).

Senior outside hitter Sanaa Dotson ended the regular season ranked No. 7 with 3.67 kills per set and rank No. 4 in the league and No. 72 in the country with 411 total kills. Dotson also has a team-high 25 aces this season and adds 43 blocks.

Sophomore libero Ella Larkin leads the SEC and ranks No. 76 in the NCAA with 4.41 digs per set. Her 494 total digs ranks No. 62 in the country and is four digs shy from breaking into the top 10 of the club's record book for most digs in a single season.

Middle blocker Anita Anwusi leads the Tigers with 1.13 blocks per set and her 126 total blocks is the fifth most in the NCAA. Anwusi has 206 total kills this season and now has over 500 career kills and 300 career blocks.

Graduate setter Josie Vondran leads the offense with 6.59 assists per set (699 total) which ranks No. 10 in the SEC. Last weekend, Vondran logged her 1,000th career assist and has been in the NCAA Tournament in all five years of her eligibility.

Freshman setter Maddie Waak has handed out 4.38 assists per set (438 total) to go along with 18 aces and has three double-doubles this season.

Outside hitter Paige Flickinger averages 2.70 kills per set and has registered nine double-doubles this season to lead the team. She also has 20 aces this season.

TEAM LEADERS



Sanaa Dotson
Sr. · OH
3.67 Kills/Set
411 Total Kills



Anita Anwusi
Sr. · MB
1.13 Blks/Set
206 Total Blocks



Josie Vondran
Gr. · S
6.59 Ast/Set
699 Total Ast.



Ella Larkin
So. · L/DS
4.41 Digs/Set
494 Total Digs



Sanaa Dotson
Sr. · OH
0.22 Aces/Set
25 Total Aces

NUMERICAL ROSTER

NO.	NAME	POS	HT.	CL.-EXP	HOMETOWN (PREVIOUS SCHOOL)
1	Samarah Hill	OH	6-1	Sr.-1L	Oviedo, Fla. (Trinity Prep School)
2	Paige Flickinger	OH	5-9	Jr.-2L	Roanoke, Texas (Byron Nelson HS)
3	Ella Larkin	L/DS	5-10	So.-1L	Maize, Kan. (Bishop Carroll Catholic HS)
5	Josie Vondran	S	6-0	Gr.-TR	Columbus, Ohio (Ohio State)
6	Madison Martin	DS	5-8	So.-1L	Ormond Beach, Fla. (Mt. Carmel Academy)
7	Bri Anderson	OH	5-9	Fr.-HS	Gainesville, Fla. (Buchholz HS)
9	Sanaa Dotson	OH	6-0	Sr.-1L	Houston, Texas (Oklahoma)
10	Jill Bohnet	DS	5-4	Sr.-3L	The Woodlands, Texas (College Park HS)
11	Anita Anwusi	MB	6-3	Sr.-3L	Houston, Texas (Alief Hastings HS)
12	Alia Williams	MB	6-1	Jr.-1L	Houston, Texas (Kingwood Park HS)
14	Allee Morris	MB	6-4	Sr.-3L	Covington, La. (Archbishop Hannan HS)
15	Bri Zamora	DS/L	5-4	Fr.-HS	League City, Texas (Clear Creek HS)
16	Ellie Echter	OH	6-1	So.-1L	Fulshear, Texas (Fulshear HS)
17	Alexis Roberson	MB	6-3	Fr.-HS	Missouri City, Texas (Ridge Point HS)
19	Emily Gauthreaux	OH	6-1	Gr.-TR	Houma, La. (Northwestern State)
21	Hannah Jacobs	RS/OH	6-2	Gr.-TR	New Braunfels, Texas (SMU)
22	Maddie Waak	S	5-10	Fr.-HS	Brookshire, Texas (Katy HS)

ALPHABETICAL ROSTER

NO.	NAME	POS	HT.	CL.-EXP	HOMETOWN (PREVIOUS SCHOOL)
7	Bri Anderson	OH	5-9	Fr.-HS	Gainesville, Fla. (Buchholz HS)
11	Anita Anwusi	MB	6-3	Sr.-3L	Houston, Texas (Alief Hastings HS)
10	Jill Bohnet	DS	5-4	Sr.-3L	The Woodlands, Texas (College Park HS)
9	Sanaa Dotson	OH	6-0	Sr.-1L	Houston, Texas (Oklahoma)
16	Ellie Echter	OH	6-1	So.-1L	Fulshear, Texas (Fulshear HS)
2	Paige Flickinger	OH	5-9	Jr.-2L	Roanoke, Texas (Byron Nelson HS)
19	Emily Gauthreaux	OH	6-1	Gr.-TR	Houma, La. (Northwestern State)
21	Hannah Jacobs	RS/OH	6-2	Gr.-TR	New Braunfels, Texas (SMU)
3	Ella Larkin	DS	5-10	So.-1L	Maize, Kan. (Bishop Carroll Catholic HS)
1	Samarah Hill	OH	6-0	Sr.-1L	Oviedo, Fla. (Trinity Prep School)
6	Madison Martin	DS	5-8	So.-1L	Ormond Beach, Fla. (Mt. Carmel Academy)
14	Allee Morris	MB	6-4	Sr.-3L	Covington, La. (Archbishop Hannan HS)
17	Alexis Roberson	MB	6-3	Fr.-HS	Missouri City, Texas (Ridge Point HS)
5	Josie Vondran	S	6-0	Gr.-TR	Columbus, Ohio (Ohio State)
22	Maddie Waak	S	5-10	Fr.-HS	Brookshire, Texas (Katy HS)
12	Alia Williams	MB	6-1	Jr.-1L	Houston, Texas (Kingwood Park HS)
15	Bri Zamora	DS/L	5-4	Fr.-HS	League City, Texas (Clear Creek HS)

POST MATCH INTERVIEWS

Interviews with players and coaches are done courtside postmatch after the team's 10-minute cooling off period.

For assistance with opposing coaches and players, touch base with that school's SID for their postmatch media procedures.

SEC MEDIA INFORMATION

Jill Skotarczak is the volleyball media relations director for the SEC and can be reached at [205] 458-3000.

Each Monday, the league will name a Player of the Week, a Defensive Player of the Week and a Freshman of the Week.

The SEC Website, SECSports.com, can be accessed 24/7/365 to access updated standings, statistics and notes.

SPORTS INFORMATION/CREDENTIALS

LSU Athletic Assistant Communications Director Keonte' Herrera handles the media relations duties for the Tiger volleyball team. Keonte' can be reached at [254] 338-7609 or by e-mail at kkh@lsu.edu.

All media members are encouraged to apply for season credentials through Keonte'.

Passes may be picked up starting 60 minutes prior to match time at the press will call table located at the Northeast Corridor of the Maravich Center.

WWW.LSUSPORTS.NET

Information about the LSU volleyball, including player bios, game recaps and notes packets are available online at the Official Website of LSU Athletics, www.LSUsports.net.

Final box scores, game-by-game stats, as well as overall stats for the entire season can also be found online.

COACHING STAFF

Head Coach	Tonya Johnson (LSU, 1993)
Associate Head Coach	Jill Wilson (LSU, 2001)
Assistant Coach	Kevin Inlow (Texas, 2016)
Volunteer Ast. Coach	Ashley Shook (Texas, 2020)
Director of Ops.	Blaire Hiler (Kentucky, 2011)

PRONUNCIATION GUIDE

ANITA ANWUSI	Uh-KNEE-tah Ahn-WOO-See
Jill BOHNET	BOH-NAY
SANAA Dotson	Suh-NAY
Ellie ECHTER	Ek-TUR
Paige FLICKINGER	Flick-in-ger
Emily GAUTHREAU	Go-TRO
SAMARAH Hill	Suh-MARE-uh
Alexis ROBERSON	ROW-bur-son
Josie VONDRAN	VOHN-dren
Maddie WAAK	Wok
ALIA Williams	Uh-lee-uh
Bri ZAMORA	zuh-MORE-uh

TEAM INFORMATION

2021 Record	13-14
2021 SEC Record	9-9
2021 Postseason	NA
2021 AVCA Final Ranking	NA
Letterwinners Returning/Lost	9/7
Starters Returning/Lost	2/4
Newcomers	7

PROGRAM HISTORY

All-Time Record	1,038-653 (.613)
All-Time SEC Record	340-262 (.564)
SEC Western Division Titles	7
Seasons	2005-2011
SEC Regular Season Titles	5
Seasons	1986, 1989, 1990, 1991, 2009
SEC Tournament Titles	4
Seasons	1986, 1989, 1990, 1991
NCAA Tournament Record	14-15 (.483)
NCAA Tournament Appearances	16
Seasons	1986-87, 1989-92, 2005-10, 2013-14, 2017, 2022
Final Four Appearances	2 (1990, 1991)

PRACTICE TIMES/INTERVIEWS

LSU will hold weekly media availability split between the volleyball practice facility and the main floor of the Maravich Center. An email will be sent out to the media at the beginning of the week with details of the day, time and location for that week's practice availability. To be added on the media email list, please send a request to kkh@lsu.edu.

For specific features or a longer form of interview request for Coach Johnson or any student-athlete by phone, zoom or in person, please contact Keonte' by phone or email. Requests for interviews must be made at least 24 hours in advance with Keonte'. Please do not contact Coach Johnson or student-athletes directly.

2022 TV/Radio Roster



No. 1 · Samarah Hill
OH · 6-1 · Sr.



No. 2 · Paige Flickinger
OH · 5-9 · Jr.



No. 3 · Ella Larkin
L/DS · 5-10 · So.



No. 5 · Josie Vondran
S · 6-0 · Gr.



No. 6 · Madison Martin
DS · 5-8 · So.



No. 7 · Bri Anderson
OH/DS · 5-9 · Fr.



No. 9 · Sanaa Dotson
OH · 6-1 · Sr.



No. 10 · Jill Bohnet
DS · 5-4 · Sr.



No. 11 · Anita Anwusi
MB · 6-3 · Sr.



No. 12 · Alia Williams
MB · 6-1 · So.



No. 14 · Allee Morris
MB · 6-4 · Sr.



No. 15 · Bri Zamora
DS/L · 5-4 · Fr.



No. 16 · Ellie Echter
RS/OH · 6-1 · So.



No. 17 · Alexis Roberson
MB · 6-3 · Fr.



No. 19 · Emily Gauthreaux
OH · 6-2 · Gr.



No. 21 · Hannah Jacobs
RS/OH · 6-2 · Gr.




No. 22 · Maddie Waak
S · 5-10 · Fr.



Tonya Johnson
Head Coach
First Season



Jill Wilson
Associate Head Coach
First Season



Kevin Inlow
Assistant Coach
First Season



Ashley Shook
Volunteer Assistant Coach
First Season



Blaire Hiler
Director of Operations
Sixth Season

AVCA POLL

AVCA Top 25 Coaches Poll (November 28)

Rk.	Team (1st Votes)	Points	Rec.	Prev.
1	Texas (58)	1594	22-1	1
2	Wisconsin (3)	1487	25-3	3
3	San Diego (2)	1476	27-1	2
4	Louisville (1)	1441	26-2	4
5	Stanford	1337	24-4	6
6	Pittsburgh	1252	27-3	7
7	Nebraska	1189	24-5	5
8	Minnesota	1174	20-8	9
9	Oregon	1003	23-5	10
10	Ohio State	985	19-9	8
11	Penn State	936	24-7	11
12	Florida	909	23-5	12
13	Georgia Tech	797	20-7	13
14	Creighton	748	27-4	15
15	Kentucky	704	20-7	16
16	Marquette	656	27-3	14
17	Baylor	601	23-6	17
18	BYU	546	22-6	18
19	Purdue	444	20-10	19
20	Rice	389	26-3	20
21	UCF	283	27-1	23
22	Western Kentucky	266	28-3	21
23	Houston	209	28-3	22
24	Washington State	161	22-9	25
25	Washington	107	20-10	24

Receiving Votes: Arkansas 25; Southern California 24; Towson 23; James Madison 8; Loyola Marymount 8; Colorado 7

4 teams mentioned on only one ballot for a total of 11 combined points

TRACKING THE TIGERS

DATE AVCA RANKING [VOTES]

Preseason	NR
Week 1: August 29	NR
Week 2: September 5	NR
Week 3: September 12	NR
Week 4: September 19	NR
Week 5: September 26	RV
Week 6: October 3	RV
Week 7: October 10	RV
Week 8: October 17	RV
Week 9: October 24	RV
Week 10: October 31	NR
Week 11: November 7	NR
Week 12: November 14	NR
Week 13: November 21	NR
Week 14: November 28	NR
Final Poll: December 19	--

LAST TIME RANKED 15 [11/29/10]

MOST WEEKS RANKED 24 [09/04/06-10/15/07]
[10/12/09-11/29/10]

HIGHEST RANKING 10 [10/02/06, 10/26/06]

WELCOME HOME

Head coach Tonya Johnson returns home to the LSU Tigers. Johnson helped LSU win a pair of SEC titles and was apart of the first team to reach the Final Four as a player in 1990. She is one of four black head coaches in the Power Five of Division I volleyball (Alabama - Rashinda Reed, Notre Dame - Salima Rockwell and Virginia Tech - Marci Byers).

Johnson who played from 1987-1990, served as an assistant coach under Fran Flory from 1998-2002. The Zachary, La. native is coming off her second stint at the University of Texas as the associate head coach and recruiting coordinator since 2014. Her two stints at Texas totaled 14 years with the Longhorns. In that time, they captured eight Big 12 titles, advanced to the NCAA Tournament 13 times, reached the Final Four five times, including three appearances in the national championship match and finished the seasons ranked in the top five in seven of the past eight years.

This is Johnson's second stint as a head coach after she compiled an 85-72 record at Georgia Tech from 2009-2013. At Georgia Tech, Johnson coached 10 All-ACC selections, including four-time All-American Monique Mead. Johnson led Georgia Tech to the NCAA Tournament in 2009.

BACK IN THE DANCE

LSU makes its 16th appearance in the NCAA Tournament and its first appearance since 2017. The Tigers are 14-15 all-time in NCAA Tournament matches. They have never played Hawai'i, Pepperdine or Stanford in the NCAA Tournament.

The LSU Tigers are one of seven teams to represent the SEC which is the most of any league in Division I volleyball.

THE LSU RESUME

LSU is ranked No. 48 in the latest RPI rankings and is the fifth lowest ranked SEC team behind Kentucky (10), Florida (No. 11), Arkansas (No. 23) and Georgia (38). Auburn (50) and Tennessee (56) also are in the NCAA Tournament.

The Tigers have logged five wins over the Top 50 teams deemed by the AVCA and eight wins over the Top 100 teams.

Seven of LSU's 13 losses has been against teams ranked in the Top 20 in the RPI. The Tigers have the fourth toughest strength of schedule in the SEC behind Kentucky, Texas A&M and Florida, and has the 18th toughest strength of schedule in the country.

THE SERIES

LSU has a combined record of 0-8 against this weekend's tournament field (0-3 vs. Hawai'i, 0-2 vs. Pepperdine, 0-3 vs. Stanford).

The last time LSU and Hawai'i played each other was in 2003 in Baton Rouge. Hawai'i was the No. 2 ranked team then and swept the Tigers.

LSU's last match against Pepperdine dates back to 1990 when coach Johnson was a student-athlete. Pepperdine was the No. 14 ranked team and escaped with a five-set win in the Domino's Lobo Classic in Albuquerque, N.M.

LSU and Stanford last met in 2009 to open the season. The Cardinal was the No. 5 team in the country and defeated the Tigers in five sets at the Shamrock Invitational in South Bend, Ind.

WIN WIN WIN WIN

The LSU Tigers have secured its first winning season since 2019 where the Tigers also finished with an overall 15-13 record. LSU ended the regular season No. 7 in the conference standings with a 9-9 record.

THOSE FIGHTING TIGERS

The Tigers have battled to five sets 11 times this season, including 10 times in SEC play. LSU is 7-4 overall in five setters and 7-3 in league five-set matches.

OUT THE GATES

LSU is 8-4 when they win the opening frame. The Tigers logged a season-high .500 hitting percentage in the first set that they claimed at Tulane (Sept. 17) and was the third time this season that the Tigers hit over .430 in the first set.

TIGERS DEFEND

LSU has allowed its opponents a .204 hitting percentage overall this season ranking No. 5 in the SEC. The Tigers have held their opponent under a .200 attacking percentage 15 times this season and has also kept their opponent under .100 three times vs. Troy, Iowa State (both on Sept. 2) and at Alabama (Oct. 19). LSU averages 2.08 blocks per set.

CAN YOU DIG IT?

The Tigers rank No. 2 in the SEC with 15.54 digs per set and their 1,740 total digs lead the SEC.

LSU has six matches with 80 or more digs, and three with over 90 digs in a single match, including 108 digs against Mississippi State on Oct. 30 - a season-high and the first 100+ dig performance since 2013.

TIGERS ON THE PROWL

Offensively, the Tigers are hitting .221 on the season. LSU is 10-1 this year when hitting .250 or better and 7-0 when hitting over .300. Against Kentucky (Sept. 24), LSU hit a program record .364 in the five-set win. LSU averages 12.78 kills per set and 11.79 assists per set.

SOLID SERVING

The Tigers have six players with 10 or more aces, including Sanaa Dotson (25), Paige Flickinger (20), Maddie Waak (18), Ella Larkin (15), Jill Bohnet (14) and Josie Vondran (13). Overall, LSU averages 1.13 aces per set this season.

THE DOT IS HOT

Senior outside hitter Sanaa Dotson leads the Tigers and enters the tournament ranks No. 7 in the SEC (No. 103 in NCAA) with 3.67 kills per set and her 411 total kills is the fourth most in the SEC and ranked No. 72 in the country. The Houston, Texas native and Oklahoma transfer has 592 career kills at LSU and 899 total career kills. Dotson also leads the team with 25 total aces.

Dotson has eight double-doubles this season and five 20-kill performances, including back-to-back matches with 20 kills against then No. 20 Arkansas (Sept. 21) and then No. 15 Kentucky (Sept. 24). Dotson logged a season-high 23 kills at Milwaukee.

DOTSON TABBED SEC PLAYER OF THE WEEK

Dotson was named SEC Offensive Player of the week on Sept. 19 after leading the Tigers with 5.00 kills per set at the Tulane Invitational Sept. 16-17. The Houston Texas native hit .324 and had one ace in each of the sweeps against Oregon State and Tulane.

THE DEFENSIVE ANCHOR

Sophomore libero Ella Larkin has led the SEC all season in digs and is averaging 4.41 per set (No. 76 in the NCAA) and 494 total (No. 62 in NCAA). Larkin has four 30-plus dig performances this season, including a career-high 34 digs against Rice on the opening weekend of the season.

Larkin is four digs shy of breaking into the top 10 of the program's record book for the most total digs in a single season, and currently sits at No. 10 in the club's single season record book in digs per set.

TOTAL DIGS (SEASON)

740	Elena Martinez (No. 19 NCAA)	2007
542	Raigen Cianciulli	2018
535	Kassi Mikulik	2006
518	Meghan Mannari	2011
516	Luciana Reis	1993
516	Elena Martinez	2008
514	Haley Smith	2014
500	Haley Smith	2013
499	Raigen Cianciulli	2017
498	Raigen Cianciulli	2021
494	Ella Larkin	2022

LARKIN NAMED DEFENSIVE PLAYER OF THE WEEK

Larkin led the LSU Tigers' defense with 6.00 digs per set in a pair of wins against Alabama (Oct. 19) and South Carolina (Oct. 23). Larkin began the weekend with 31 digs in another five-set win at Alabama, marking her third 30-plus dig performance this season. Larkin then had a match-high 17 digs in the sweep against South Carolina. Larkin helped hold Bama and the Gamecocks to a combined .129 attack percentage.

ANWUUUUUSIIIII

Middle blocker Anita Anwusi leads LSU with 1.13 blocks per set and her 126 total blocks ranks No. 5 in the SEC and No. 65 in the country. Anwusi matched a career-high of nine blocks this season at Alabama (Oct. 19) and vs. Mississippi State (Oct. 29).

Anwusi also chips in 1.84 kills per set (206 total) and turned in a season-best 13 kills twice, and a career-high .643 hitting percentage against Ole Miss (Sept. 30).

Anwusi has 336 career blocks and 509 career kills.

Anwusi was named to the 2022 Preseason All-SEC Team after a breakout season in 2021 as she led the Fighting Tigers with a .346 hitting percentage, a mark that ranks No. 10 in the program's single-season record book. She also led the team with 1.16 blocks per set (102 total), including 14 solo blocks, and added 1.68 kills per set (148 total).

DOUBLE TROUBLE

Graduate helper Josie Vondran sits 10th in the SEC with 6.59 assists per set (699 total). She also adds 101 kills, 57 blocks, 13 aces and 1.26 digs per set. Vondran has two double-doubles this season, both against nationally ranked opponents (then No. 23 Marquette and then No. 20 Arkansas). Last weekend against Georgia, Vondran recorded her 1,000th career assist and has reached the NCAA Tournament in all five years of her eligibility.

Freshman setter Maddie Waak has logged three double-doubles this season. Waak turned in a season-high 39 assists at Alabama (Oct. 19) and a season-best 17 digs versus Mississippi State on Oct. 30. Overall this season, Waak has played in 100 sets and is averaging 4.38 assists per set (438 total), has 18 aces, seven kills, seven blocks and 1.32 digs per set.

Vondran and Waak became the first duo to each have 20 or more assists in a match (vs. Houston, Aug. 26), since Karli Rose (21) and Anna Zwiebel (22) did it versus Texas A&M on Nov. 21, 2019. Vondran had 21 assists, while Waak had 28 against the Cougars. They have now achieved that feat five times this year.

BMP - BIG MATCH PAIGE

Outside hitter Paige Flickinger has logged nine double-doubles this season and has done so three times in the last four matches. Flickinger turned in double-doubles in wins over then No. 20 Arkansas (Sept. 21), at then No. 15 Kentucky (Sept. 24) and versus previously undefeated Auburn (Oct. 1).

Overall this season, Flickinger averages 2.70 kills per set and has 20 aces to go along with 2.60 digs per set.

TIGERS STAY READY

LSU has a number of weapons that can step up any match. Outside hitter and 2019 SEC All-Freshman Team selection Samarah Hill averages 1.98 kills per set in 56 sets played. Right side Hannah Jacobs has 2.02 kills per set with 188 total kills and 56 blocks. Jacobs is nine kills shy of 1,300 career kills. Middle blocker Alia Williams is second on the team with 91 total blocks and contributes 1.40 kills per set (157 total) behind a .256 hitting percentage.

BOHNET, FLICKINGER AND VONDRAN TABBED CSC ACADEMIC ALL-DISTRICT

Defensive specialist Jill Bohnet, outside hitter Paige Flickinger and setter Josie Vondran is the first class three or more Tigers to be named to the College Sports Communicators (CSC - formerly CoSIDA) Academic All-District Team. The last time multiple Tigers were listed for this award dates back to 2018 (Olivia Beyer and Anna Zwiebel)

Winners of this award must have a 3.50 GPA or better and play a key role on the floor, playing in at least 50 percent of the team's total sets played. Bohnet, Flickinger and Vondran are now eligible to be listed on the ballot for CSC Academic All-American.

BOHNET SELECTED TO SEC COMMUNITY SERVICE TEAM

Defensive specialist Jill Bohnet was selected to the 2022 SEC Community Service Team. Bohnet is the Athletes for Hope – LSU Volleyball Community Service Representative. She contributed school supply donations for Thankful Tiger and made backpacks for foster kids filled with those supplies on the Thankful Tiger Service Day. Bohnet played a key role in painting and cleaning local and historical McKinnley High School and assisted kids with disabilities who play baseball at The Miracle League Baseball Games. The Woodlands, Texas native is the elected President of the Student-Athlete Advisory Committee since 2021 and has already been offered and accepted a full-time position for Ovintiv as an engineer and will be stationed in Denver, Colo.

On the court, Bohnet is having her best season yet. She is averaging 3.00 digs per set (330 total) and has 14 aces. Entering the 2022 NCAA Tournament, Bohnet has played in 93 matches and 326 sets where she has accumulated 638 total digs, 57 assists and 34 aces in her career with the Fighting Tigers.

THE NEWCOMERS

The Tigers added three transfers to the 2022 roster in outside hitters Emily Gauthreaux (Nicholls State), Hannah Jacobs (SMU) and Josie Vondran (Ohio State).

According to Prep Volleyball, outside hitter/defensive specialist Brianna Anderson (Gainesville, Fla.), middle blocker Alexis Roberson (Missouri City, Texas), setter Maddie Waak (Brookshire, Texas) and defensive specialist Bri Zamora (League City, Texas) are ranked as the No. 17 freshmen recruiting class.

TIGERS SIGN FOUR ON NATIONAL SIGNING DAY

LSU welcomed four new Tigers on National Signing Day. The new Tigers to join the 2023 roster features outside hitter AC Froehlich from Broussard, La., middle blocker Angie Lee from Farmersville, Texas, outside hitter Jurnee Robinson from Simpsonville, S.C. and setter Mike Rome from Ra'anana, Israel.

Froehlich is a 2022 AVCA High School All-American, Lee was is a two-time Defensive Player of the Year, Robinson was honored as the 2022 Best Player in South Carolina by MaxPreps, and Rome brings international experience after playing on the Israeli National Team.

THE STAFF

Jill Lytle Wilson, Kevin Inlow and Ashley Shook make up the new coaching staff at LSU this season.

Coach Wilson, the associate head coach, is the first hire by Coach Johnson and is an LSU Alumna. Wilson, then named Lytle, played for the Tigers from 1997-2000 and spent 10 seasons as the assistant, then associate head coach at LSU where she helped LSU reach six NCAA Tournament appearances and the 2009 SEC Championship.

Wilson previously served as the associate head coach at Ohio State for two seasons. She helped the Buckeyes to a 43-10 record, a 30-8 mark in the Big Ten and consecutive NCAA Regional Semifinal appearances. Wilson has been a head coach at Virginia Tech (2017-2020) and has also spent time as an assistant coach at North Carolina (2002-2004) and Wake Forest (2006).

Assistant coach Kevin Inlow was previously the lead assistant coach and recruiting coordinator at the University of North Florida for four seasons. Inlow helped guide UNF to four ASUN Championship appearances. Prior to that, he spent six years as the manager and graduate assistant for the University of Texas with Coach Johnson.

Ashley Shook will serve as the volunteer assistant coach. Shook is coming off a two-year beach volleyball playing career at Washington after playing four years of indoor volleyball at Texas from 2017-2020 as a setter. Shook helped Texas win four Big 12 Championship titles and reached the NCAA Tournament each season, including an appearance in the NCAA National Championship match in 2020.

SCHEDULE NOTES

The LSU volleyball team's 28-match regular schedule featured 15 home matches, including nine SEC contests. The Tigers entered the season with three teams on their schedule who were ranked in the AVCA Top 25 Preseason Poll, including No. 11 Kentucky, No. 15 Florida and No. 20 Penn State. Four other teams on the season slate were receiving votes at the inception of the season, including Tennessee (83), Mississippi State (51), Rice (50) and Marquette (40).

LSU concluded its non-conference schedule with a 6-4 overall record and ended on a two-match winning streak entering SEC play. The Tigers held their non-conference opponents to a .179 hitting percentage.

The Tigers had a total of six televised matches in conference play this season and posted a 4-2 in those matches. LSU's four wins came against Ole Miss (Sept. 30), Auburn (Oct. 5), Alabama (Oct. 19) and South Carolina (Oct. 23).

LSU ended the regular season with a 9-9 conference record, mirroring its last winning season in 2019 where they also were 15-13 overall and 9-9 in the SEC.

SEC PRESEASON POLL

LSU was picked No. 8 in the SEC Preseason Coaches' Poll. Kentucky, the defending SEC Champions was crowned the favorites to win the league after capturing 10 of the 13 first-place votes and 142 total points. Florida followed with 132 points and two first-place votes, and Tennessee rounded out the top three with 118 points and the final first place vote.

SEC Preseason Coaches' Poll

Rank	School	Points
1.	Kentucky (10)	142
2.	Florida (2)	132
3.	Tennessee (1)	118
4.	Arkansas	105
5.	Mississippi St.	103
6.	South Carolina	75
7.	Ole Miss	70
8.	LSU	66
9.	Georgia	63
10.	Texas A&M	62
11.	Missouri	31
12.	Auburn	30
13.	Alabama	17

TIGER TRENDS

Overall	15-13
SEC	9-9
Non-Conference	6-4
Home	8-7
Away	6-6
Neutral	1-0
SEC Home	5-4
SEC Away	4-5
Non-Conference Home	3-3
Non-Conference Away	2-1
Non-Conference Neutral	1-0
Top 10 Opponents	0-0
Top 25 Opponents	2-5
Receiving Votes	0-1
Three-Set Matches	6-5
Four-Set Matches	2-4
Five-Set Matches	7-4
Win First Set	8-4
Lose First Set	7-9
Leading 2-0	6-0
Tied 1-1	9-6
Trailing 2-0	0-7
Leading 2-1	7-1
Trailing 2-1	2-6
Tied 2-2	7-4

SEC STANDINGS

TEAM	SEC	OVERALL
Florida	15-3	23-5
Kentucky	15-3	20-7
Georgia	13-5	22-7
Arkansas	11-7	20-8
Tennessee	11-7	17-13
Auburn	10-8	21-8
LSU	9-9	15-13
Mississippi St.	8-10	15-13
South Carolina	7-11	13-15
Ole Miss	7-11	11-17
Texas A&M	5-13	13-16
Alabama	4-13	10-20
Missouri	2-16	9-19

CAREER DOUBLE-DOUBLES

SANAA DOTSON [10]

3/26/21	13 kills, 12 digs	vs. TCU*
3/27/21	26 kills, 12 digs	vs. TCU*
8/26/22	15 kills, 11 digs	vs. Samford
9/3/22	13 kills, 15 digs	vs. No. 21 Penn St.
9/21/22	20 kills, 12 digs	vs. No. 20 Arkansas
10/1/22	16 kills, 13 digs	vs. Ole Miss
10/5/22	22 kills, 13 digs	vs. Auburn
10/8/22	15 kills, 10 digs	at No. 15 Florida
10/19/22	18 kills, 14 digs	at Alabama
10/30/22	18 kills, 12 digs	vs. Mississippi St.

PAIGE FLICKINGER [16]

10/22/20	11 kills, 12 digs	vs. Mississippi St.
11/15/20	10 kills, 16 digs	at Alabama
1/29/21	11 kills, 23 digs	at Missouri
1/30/21	14 kills, 12 digs	at Missouri
2/28/21	11 kills, 13 digs	vs. Ole Miss
3/13/21	10 kills, 15 digs	vs. South Carolina
3/20/21	14 kills, 21 digs	vs. Georgia
9/21/22	15 kills, 17 digs	vs. No. 20 Arkansas
9/24/22	14 kills, 14 digs	at No. 15 Kentucky
10/5/22	11 kills, 11 digs	vs. Auburn
10/9/22	15 kills, 12 digs	at No. 15 Florida
10/19/22	16 kills, 13 digs	at Alabama
10/29/22	17 kills, 14 digs	vs. Mississippi St.
11/12/22	16 kills, 19 digs	at Missouri
11/16/22	13 kills, 10 digs	at Texas A&M
11/26/22	11 kills, 10 digs	vs. Georgia

SAMARAH HILL [7]

8/31/19	11 kills, 16 digs	vs. Arizona St.
9/8/19	18 kills, 11 digs	at Iowa St.
11/3/19	17 kills, 15 digs	vs. Mississippi St.
11/6/19	12 kills, 14 digs	vs. Auburn
10/18/20	12 kills, 14 digs	at Texas A&M
10/21/20	10 kills, 12 digs	vs. Mississippi St.
10/22/20	11 kills, 12 digs	vs. Mississippi St.

ELLA LARKIN [15]

9/3/21	45 assists, 12 digs	vs. Oregon St.
9/4/21	31 assists, 14 digs	at Penn St.
9/11/21	41 assists, 10 digs	vs. Sam Houston St.
9/18/21	48 assists, 14 digs	vs. Troy
9/22/21	40 assists, 20 digs	at Arkansas
10/1/21	20 assists, 10 digs	at Mississippi State
10/2/21	52 assists, 16 digs	at Mississippi State
10/10/21	41 assists, 19 digs	vs. No. 20 Florida
10/14/21	39 assists, 11 digs	vs. No. 5 Kentucky
10/24/21	38 assists, 11 digs	vs. No. 20 Tennessee
11/11/21	44 assists, 18 digs	at Ole Miss
11/12/21	49 assists, 18 digs	at Ole Miss
11/21/21	39 assists, 10 digs	vs. Texas A&M
11/26/21	45 assists, 14 digs	at Georgia
11/27/21	51 assists, 11 digs	at Georgia

JOSIE VONDRAN [3]

11/23/19	10 kills, 26 assists	vs. Saint Louis*
9/10/22	21 assists, 10 digs	at No. 23 Marquette
9/21/22	38 assists, 19 digs	vs. No. 20 Arkansas

MADDIE WAAK [3]

10/19/22	39 assists, 10 digs	at Alabama
10/29/22	21 assists, 12 digs	vs. Mississippi St.
10/30/22	21 assists, 17 digs	vs. Mississippi St.

Bold indicates double-doubles this season

*Dotson's double-doubles at Oklahoma

*Vondran's double-double at Dayton

2022 HONORS & AWARDS

Anita Anwusi

Preseason All-SEC

Tulane Invitational All-Tournament Team

Jill Bohnet

CSC Academic All-District Team

SEC Community Service Team

Sanaa Dotson

SEC Offensive Player of the Week (Sept. 19)

Tulane Invitational All-Tournament Team

Paige Flickinger

CSC Academic All-District Team

Ella Larkin

SEC Defensive Player of the Week (Oct. 24)

Tulane Invitational All-Tournament Team

Josie Vondran

CSC Academic All-District Team

LAST TIME LSU...

LSU lost the first set in a win

11/16/22, at Texas A&M [W, 3-1]

LSU lost the first 2 sets in a win

11/12/21, at Ole Miss [W, 3-2]

LSU was down 2-1 in a win

10/19/22, at Alabama [W, 3-2]

LSU won the first set in a loss

11/06/22, at Tennessee [L, 3-1]

LSU won the first 2 sets in a loss

10/27/17, vs. No. 6 Kentucky [L, 3-2]

LSU was up 2-1 in a loss

10/30/22, Mississippi State [L, 3-2]

LSU beat a ranked opponent

09/24/22, at No. 15 Kentucky [W, 3-2]

LSU beat a ranked opponent at home

09/21/22, No. 20 Arkansas [W, 3-2]

LSU beat a ranked opponent on the road

09/24/22, at No. 15 Kentucky [W, 3-2]

LSU beat a ranked opponent at a neutral site

12/06/13, vs. No. 24 Michigan [W, 3-2]

LSU beat a Top 10 opponent

11/13/09, at No. 10 Florida [W, 3-1]

HITTING PERCENTAGE

LSU hit over .400 as a team

.419 [47-8-93], vs. Missouri [10/6/21]

LSU hit over .500 as a team

.524 [51-8-82], vs. Grambling State [9/2/11]

LSU hit over .500 as a team in a set

.583 [14-0-24], at No. 15 Kentucky [9/24/22]

LSU's opponent hit over .300 as a team

.330 [48-15-100], at No. 15 Kentucky [10/25/22]

LSU held an opponent under .100 hitting

.099 [51-32-191], at Alabama [10/19/22]

LSU hit less than .200

.179 [41-20-117], vs. Georgia [11/26/22]

LSU hit less than .100

.080 [39-28-138], at Tennessee [11/06/22]

LSU hit less than .200 & won

.135 [58-34-178], at Alabama [10/19/22]

LSU hit less than .150 & won

.135 [58-34-178], at Alabama [10/19/22]

LSU outhit the opponent & lost

.167-.150, vs. Mississippi State [10/30/22]

LSU was outhit & won

.234-.214, at Tennessee [11/24/17]

KILLS

LSU had 60+ kills 60, at Texas A&M [11/16/22]

LSU had 80+ kills 80, vs. Ole Miss [10/23/11]

ASSISTS

LSU had 60+ assists 60, at No. 15 Kentucky [09/24/22]

LSU had 80+ assists 80, at Tennessee [10/12/07]

DIGS

LSU had 80+ digs 96, vs. Mississippi State [10/29/22]

LSU had 100+ digs 108, vs. Mississippi State [10/30/22]

BLOCKS

LSU had 15-19.5 blocks 15.0, at Alabama [10/19/22]

LSU had 20+ blocks 20.0, vs. Troy [9/18/21]

LSU was out-blocked & won 9.0-6.0, at Auburn [10/29/21]

ACES

LSU had 10+ aces 10, vs. Iowa St. [09/02/22]

LAST TIME A TIGER...

KILLS

Five LSU players had 10+ kills

Taylor Bannister [22], Toni Rodriguez [16], Whitney Foreman [12], Milan Stokes [11], Olivia Beyer [11]

Four LSU players had 10+ kills

at Missouri [11/12/22]

Three LSU players had 15+ kills

Paige Flickinger [16], Sanaa Dotson [15], Anita Anwusi [10], Alia Williams [10] at Tennessee [11/24/17]

No LSU players had 10+ kills

Taylor Bannister [16], Jacqui Armer [15] at No. 15 Kentucky [09/25/22]

An LSU player had 20 or more kills

Sanaa Dotson [22], Auburn [10/5/22]

An LSU player had 25 or more kills

Taylor Bannister [29] at Georgia [11/27/21]

An LSU player had 30 or more kills

Taylor Bannister [30] vs. Georgia [03/19/21]

An LSU player had 40 or more kills

Monique Adams [43], No. 10 Florida [12/14/91]

An LSU player had 20+ kills and 20+ digs

Angela Bensed [20 kills, 26 digs], at TCU [09/03/10]

An LSU player had back-to-back double-doubles

Paige Flickinger

An LSU player had 5 straight double-doubles

16 kills, 19 digs [at Missouri 11/12/22]; 13 kills, 10 digs [at Texas A&M 11/16/22]

An LSU player had a triple-double

Ella Larkin

[5; 2021 Season] 44 assists, 18 digs [at Ole Miss, 11/11/21];

49 assists, 18 digs [at Ole Miss, 11/12/21]; 39 assists, 10 digs [Texas A&M, 11/21/21]

45 assists, 14 digs [at Georgia, 11/26/21]; 51 assists, 11 digs [at Georgia, 11/27/21]

Malorie Pardo

40 assists, 11 digs, 10 kills, vs. South Florida [08/29/14]

ATTEMPTS

An LSU player had 50 or more attempts

Sanaa Dotson [51], at Missouri [11/12/22]

An LSU player had 60 or more attempts

Sanaa Dotson [66], vs. Mississippi State [10/30/22]

An LSU player had 70 or more attempts

Taylor Bannister [71], at Texas A&M [10/18/20]

HITTING PERCENTAGE [10 OR MORE ATTEMPTS]

An LSU player had a .400 hitting percentage Josie Vondran [5-0-12, .417], at Texas A&M [11/16/22]

An LSU player had a .500 hitting percentage Anita Anwusi [12-2-20, .500], at Texas A&M [11/6/22]

An LSU player had a .600 hitting percentage Anita Anwusi [10-1-14, .643], Ole Miss [09/30/22]

An LSU player had a .700 hitting percentage Anita Anwusi [8-1-10, .700], at Mississippi State [10/2/21]

An LSU player had an .800 hitting percentage Malorie Pardo [10-0-12, .833] vs. South Florida [08/29/14]

An LSU player had a .900 hitting percentage Allee Morris [10-0-11, .909], vs. Texas A&M [11/21/21]

ASSISTS

An LSU player had 50 or more assists

Ella Larkin [51], at Georgia [11/27/21]

An LSU player had 60 or more assists

Lindsay Flory [60], vs. South Carolina [11/18/18]

An LSU player had 70 or more assists

Daniela Romero [74], at No. 13 Tennessee [09/15/06]

An LSU player had 80+ assists

Lauren O'Connor [84], at Mississippi State [11/08/98]

Two LSU players had 20+ assists Josie Vondran [22] & Maddie Waak [21], vs. Mississippi St. [10/30/22]

DIGS

Five LSU players had 10+ digs

vs. Mississippi State [10/30/22]

Three LSU players had 15+ digs

Ella Larkin [31], Jill Bohnet [21], Paige Flickinger [18], Maddie Waak [17], Sanaa Dotson [12]

Two LSU players had 20+ digs

vs. Mississippi State [10/30/22] (4)

An LSU player recorded 20-24 digs

Ella Larkin [31], Jill Bohnet [21], Paige Flickinger [18], Maddie Waak [17]

An LSU player recorded 25-29 digs

Ella Larkin [20], at Texas A&M [11/16/22]

An LSU player recorded 30-39 digs

Jill Bohnet [26], Ella Larkin [22], vs. Mississippi State [10/29/22]

An LSU player recorded 40+ digs

Ella Larkin [31], vs. Mississippi State [10/30/22]

An LSU player recorded 40+ digs

Meghan Mannari [40], at Auburn [10/19/12]

BLOCKS

An LSU player had 7-9 blocks

Anita Anwusi [9], vs. Mississippi State [10/29/22]

An LSU player had 10+ blocks

Whitney Foreman [10], vs. Sam Houston State [9/11/21]

An LSU player had 4 solo blocks

Sydney Mukes [4], at Ole Miss [10/7/18]

An LSU player had 5+ solo blocks

Ivana Kuzmic [6], Houston [11/27/04]

ACES

An LSU player had 5 aces

Taylor Bannister and Paige Flickinger

[5], at Auburn [10/29/21]

An LSU player had 6 aces

Ella Larkin [6], at No. 15 Florida [10/8/22]

An LSU player had 7+ aces

Kylie DeBerg [7], vs. Texas A&M [11/21/21]

An LSU player had 10+ aces

Wendy Stammer [10], Texas Tech [09/14/86]

Three LSU players had multiple aces

DeBerg [3], Larkin [3], Bannister [2], at Georgia [11/27/21]

LSU had 0 aces as a team

vs. No. 20 Florida [10/9/21]

2022 COMBINED STATS

Overall	Conference	Home	Away	Neutral
15 - 13	9 - 9	8 - 7	6 - 6	1 - 0

Team Box Score

##	Player	SP	Attack					Set		Serve			Dig			Blocking					PTS	
			K	K/S	E	TA	PCT	A	A/S	SA	SE	SA/S	RE	DIG	DIG/S	BS	BA	TOT/S	BLK/S	BE		BHE
1	Hill, Samarah	56	111	1.98	46	339	.192	6	0.11	4	5	0.07	13	65	1.16	2	14	16	0.29	4	0	124.0
2	Flickinger, Paige	88	238	2.70	108	777	.167	20	0.23	20	24	0.23	18	229	2.60	4	18	22	0.25	2	0	271.0
3	Larkin, Ella	112	7	0.06	1	23	.261	111	0.99	15	22	0.13	22	494	4.41	0	0	0	0.00	0	0	22.0
5	Vondran, Josie	106	101	0.95	17	239	.351	699	6.59	13	12	0.12	0	134	1.26	0	57	57	0.54	0	4	142.5
6	Martin, Madison	15	0	0.00	0	0	.000	0	0.00	1	1	0.07	0	6	0.40	0	0	0	0.00	0	0	1.0
7	Anderson, Bri	12	0	0.00	0	0	.000	1	0.08	4	6	0.33	0	2	0.17	0	0	0	0.00	0	0	4.0
9	Dotson, Sanaa	112	411	3.67	159	1218	.207	13	0.12	25	62	0.22	24	245	2.19	5	38	43	0.38	7	0	460.0
10	Bohnet, Jill	110	2	0.02	1	9	.111	23	0.21	14	17	0.13	22	330	3.00	0	0	0	0.00	2	0	16.0
11	Anwusi, Anita	112	206	1.84	76	449	.290	3	0.03	0	0	0.00	0	17	0.15	20	106	126	1.13	5	0	279.0
12	Williams, Alia	112	157	1.40	57	391	.256	5	0.04	5	27	0.04	1	45	0.40	12	79	91	0.81	4	1	213.5
14	Morris, Allee	2	3	1.50	2	6	.167	0	0.00	0	0	0.00	0	0	0.00	0	2	2	1.00	0	0	4.0
15	Zamora, Bri	47	0	0.00	0	0	.000	1	0.02	8	10	0.17	0	14	0.30	0	0	0	0.00	0	0	8.0
21	Jacobs, Hannah	93	188	2.02	85	490	.210	1	0.01	0	0	0.00	1	27	0.29	3	53	56	0.60	3	1	217.5
22	Waak, Maddie	100	7	0.07	4	26	.115	438	4.38	18	31	0.18	0	132	1.32	0	7	7	0.07	0	1	28.5
LSU		112	1431	12.78	556	3967	.221	1321	11.79	127	217	1.13	138	1740	15.54	46	374	233	2.08	27	7	1,791.0
Opponents		112	1451	12.96	617	4083	.204	1334	11.91	138	226	1.23	127	1675	14.96	48	391	243.5	2.17	36	13	1,832.5

Team statistics

	LSU	OPP
ATTACK		
Kills	1431	1451
Errors	556	617
Total Attacks	3967	4083
Attack Pct	.221	.204
Kills/Set	12.78	12.96
SET		
Assists	1321	1334
Attempts	3963	4107
Assist Pct	.333	.325
Assists/Set	11.79	11.91
SERVE		
Aces	127	138
Errors	217	226
Attempts	2435	2395
Serve Pct	.911	.906
Aces/Set	1.13	1.23
SERVE RECEPTIONS		
Errors	138	127
Errors/Set	1.23	1.13
Attempts	2169	2217
Reception Pct	.936	.999
DEFENSE		
Digs	1740	1675
Digs/Set	15.54	14.96
BLOCKING		
Block solo	46	48
Block Assist	374	391
Total Blocks	233	243.5
Blocks/Set	2.08	2.17
Block Errors	27	36
Ball handling errors	7	13
ATTENDANCE		
Total	15594	16884
Dates/Avg Per Date	15/1040	12/1407
Neutral Site #/Avg	1/100	-
Current win streak	0	-
Home win streak	0	-

Team Results

Date	Opponent	Score	Score-by-set	Att.
08/26/2022	Samford	W 3-0	25-14,25-20,25-20	0
08/26/2022	Houston	L 1-3	25-19,23-25,12-25,22-25	1040
08/27/2022	Rice	L 2-3	25-13,18-25,16-25,25-21,12-15	815
09/02/2022	Troy	W 3-0	25-14,25-15,25-13	588
09/02/2022	Iowa St.	W 3-0	25-18,25-18,25-13	885
09/03/2022	Penn St.	L 0-3	20-25,24-26,25-27	900
09/09/2022	at Milwaukee	W 3-1	22-25,25-16,25-16,25-20	475
09/10/2022	at Marquette	L 1-3	19-25,16-25,25-20,14-25	723
09/16/2022	vs Oregon St.	W 3-0	25-18,27-25,25-22	100
09/17/2022	at Tulane	W 3-0	25-19,25-23,25-18	822
* 09/21/2022	Arkansas	W 3-2	21-25,25-18,28-26,21-25,15-13	1115
* 09/24/2022	at Kentucky	W 3-2	19-25,25-17,25-22,15-25,15-11	621
* 09/25/2022	at Kentucky	L 0-3	21-25,30-32,17-25	2351
* 09/30/2022	Ole Miss	W 3-2	18-25,25-18,25-22,24-26,15-13	1261
* 10/01/2022	Ole Miss	L 2-3	25-22,21-25,16-25,25-18,12-15	1014
* 10/05/2022	Auburn	W 3-2	25-22,20-25,20-25,25-21,15-12	1207
* 10/08/2022	at Florida	L 1-3	18-25,25-23,19-25,25-27	3584
* 10/09/2022	at Florida	L 2-3	18-25,24-26,27-25,25-21,9-15	3322
* 10/19/2022	at Alabama	W 3-2	25-19,17-25,26-28,27-25,15-7	721
* 10/23/2022	South Carolina	W 3-0	25-18,25-13,25-21	1117
* 10/29/2022	Mississippi St.	W 3-2	20-25,25-20,25-13,21-25,15-10	1002
* 10/30/2022	Mississippi St.	L 2-3	24-26,25-16,25-16,21-25,14-16	882
* 11/05/2022	at Tennessee	L 0-3	14-25,22-25,17-25	1019
* 11/06/2022	at Tennessee	L 1-3	25-22,14-25,12-25,22-25	748
* 11/12/2022	at Missouri	W 3-2	21-25,25-11,25-23,18-25,16-14	876
* 11/16/2022	at Texas A&M	W 3-1	16-25,25-16,26-24,26-24	1622
* 11/25/2022	Georgia	L 0-3	21-25,25-27,29-31	1877
* 11/26/2022	Georgia	L 0-3	16-25,24-26,23-25	1891

2022 COMBINED SEC STATS

Overall	Conference	Home	Away	Neutral
9 - 9	9 - 9	5 - 4	4 - 5	0 - 0

Team Box Score

##	Player	SP	Attack					Set		Serve			Dig			Blocking					PTS	
			K	K/S	E	TA	PCT	A	A/S	SA	SE	SA/S	RE	DIG	DIG/S	BS	BA	TOT/S	BLK/S	BE		BHE
1	Hill, Samarah	35	61	1.74	22	177	.220	0	0.00	2	1	0.06	5	28	0.80	1	12	13	0.37	3	0	70.0
2	Flickinger, Paige	71	196	2.76	88	637	.170	15	0.21	13	18	0.18	17	187	2.63	4	17	21	0.30	2	0	221.5
3	Larkin, Ella	77	2	0.03	1	8	.125	75	0.97	11	16	0.14	13	331	4.30	0	0	0	0.00	0	0	13.0
5	Vondran, Josie	75	71	0.95	15	171	.327	465	6.20	5	11	0.07	0	91	1.21	0	44	44	0.59	0	3	98.0
6	Martin, Madison	15	0	0.00	0	0	.000	0	0.00	1	1	0.07	0	6	0.40	0	0	0	0.00	0	0	1.0
9	Dotson, Sanaa	77	264	3.43	113	851	.177	8	0.10	16	36	0.21	17	163	2.12	2	23	25	0.32	6	0	293.5
10	Bohnet, Jill	75	1	0.01	1	6	.000	13	0.17	8	10	0.11	18	230	3.07	0	0	0	0.00	1	0	9.0
11	Anwusi, Anita	77	150	1.95	50	315	.317	2	0.03	0	0	0.00	0	13	0.17	12	80	92	1.19	2	0	202.0
12	Williams, Alia	77	107	1.39	45	293	.212	5	0.06	5	19	0.06	0	24	0.31	7	51	58	0.75	4	1	144.5
14	Morris, Allee	1	2	2.00	1	3	.333	0	0.00	0	0	0.00	0	0	0.00	0	0	0	0.00	0	0	2.0
15	Zamora, Bri	39	0	0.00	0	0	.000	1	0.03	7	7	0.18	0	11	0.28	0	0	0	0.00	0	0	7.0
21	Jacobs, Hannah	58	96	1.66	50	272	.169	1	0.02	0	0	0.00	0	20	0.34	2	32	34	0.59	3	1	114.0
22	Waak, Maddie	73	3	0.04	1	15	.133	295	4.04	9	25	0.12	0	100	1.37	0	3	3	0.04	0	1	13.5
LSU		77	953	12.38	387	2748	.206	880	11.43	77	144	1.00	94	1204	15.64	28	262	159	2.06	21	6	1,189.0
Opponents		77	1033	13.42	421	2843	.215	945	12.27	94	167	1.22	77	1202	15.61	33	291	178.5	2.32	28	11	1,305.5

Team statistics

	LSU	OPP
ATTACK		
Kills	953	1033
Errors	387	421
Total Attacks	2748	2843
Attack Pct	.206	.215
Kills/Set	12.38	13.42
SET		
Assists	880	945
Attempts	2728	2861
Assist Pct	.323	.330
Assists/Set	11.43	12.27
SERVE		
Aces	77	94
Errors	144	167
Attempts	1645	1677
Serve Pct	.912	.900
Aces/Set	1.00	1.22
SERVE RECEPTIONS		
Errors	94	77
Errors/Set	1.22	1.00
Attempts	1510	1500
Reception Pct	.938	.999
DEFENSE		
Digs	1204	1202
Digs/Set	15.64	15.61
BLOCKING		
Block solo	28	33
Block Assist	262	291
Total Blocks	159	178.5
Blocks/Set	2.06	2.32
Block Errors	21	28
Ball handling errors	6	11
ATTENDANCE		
Total	11366	14864
Dates/Avg Per Date	9/1263	9/1652
Neutral Site #/Avg	0/0	-
Current win streak	0	-
Home win streak	0	-

Team Results

Date	Opponent	Score	Score-by-set	Att.
* 09/21/2022	Arkansas	W 3-2	21-25,25-18,28-26,21-25,15-13	1115
* 09/24/2022	at Kentucky	W 3-2	19-25,25-17,25-22,15-25,15-11	621
* 09/25/2022	at Kentucky	L 0-3	21-25,30-32,17-25	2351
* 09/30/2022	Ole Miss	W 3-2	18-25,25-18,25-22,24-26,15-13	1261
* 10/01/2022	Ole Miss	L 2-3	25-22,21-25,16-25,25-18,12-15	1014
* 10/05/2022	Auburn	W 3-2	25-22,20-25,20-25,25-21,15-12	1207
* 10/08/2022	at Florida	L 1-3	18-25,25-23,19-25,25-27	3584
* 10/09/2022	at Florida	L 2-3	18-25,24-26,27-25,25-21,9-15	3322
* 10/19/2022	at Alabama	W 3-2	25-19,17-25,26-28,27-25,15-7	721
* 10/23/2022	South Carolina	W 3-0	25-18,25-13,25-21	1117
* 10/29/2022	Mississippi St.	W 3-2	20-25,25-20,25-13,21-25,15-10	1002
* 10/30/2022	Mississippi St.	L 2-3	24-26,25-16,25-16,21-25,14-16	882
* 11/05/2022	at Tennessee	L 0-3	14-25,22-25,17-25	1019
* 11/06/2022	at Tennessee	L 1-3	25-22,14-25,12-25,22-25	748
* 11/12/2022	at Missouri	W 3-2	21-25,25-11,25-23,18-25,16-14	876
* 11/16/2022	at Texas A&M	W 3-1	16-25,25-16,26-24,26-24	1622
* 11/25/2022	Georgia	L 0-3	21-25,25-27,29-31	1877
* 11/26/2022	Georgia	L 0-3	16-25,24-26,23-25	1891

2022 TEAM COMPARISON

Date	Opponent	Score	Kills	Errors	TA	Hit%	Assists	SA	SE	RE	Digs	Blocks	BS	BA	BE	BHE
08/26/2022	Samford	3-0	46/31	14/20	99/102	.323/.108	39/29	4/5	4/4	5/4	41/30	9.0/3.0	2/0	14/6	0/0	0/0
08/26/2022	Houston	1-3	59/52	25/13	154/151	.221/.258	58/49	3/7	8/7	7/3	73/60	3.0/8.0	0/3	6/10	1/0	0/0
08/27/2022	Rice	2-3	60/54	29/24	181/175	.171/.171	56/51	6/7	8/5	7/6	81/77	9.0/14.0	1/3	16/22	2/2	1/0
09/02/2022	Troy	3-0	35/26	7/21	73/83	.384/.060	32/24	8/1	8/10	1/8	27/19	11.0/4.0	1/1	20/6	0/0	0/0
09/02/2022	Iowa St.	3-0	35/28	17/23	106/108	.170/.046	34/28	10/1	3/6	1/10	48/43	7.0/6.0	1/0	12/12	0/0	0/1
09/03/2022	Penn St.	0-3	44/48	18/18	117/129	.222/.233	40/45	1/5	6/6	5/1	57/48	9.0/8.0	2/1	14/14	0/1	0/0
09/09/2022	Milwaukee	3-1	63/49	15/22	144/142	.333/.190	58/44	5/5	8/6	5/5	63/54	8.0/4.0	3/1	10/6	1/3	0/0
09/10/2022	Marquette	1-3	47/55	18/18	126/128	.230/.289	45/53	3/8	12/5	8/3	48/57	10.0/10.0	4/4	12/12	2/2	0/0
09/16/2022	Oregon St.	3-0	45/38	14/19	122/110	.254/.173	39/35	7/1	12/3	1/7	49/48	4.0/5.0	2/2	4/6	0/0	0/1
09/17/2022	Tulane	3-0	44/37	12/18	97/112	.330/.170	40/31	3/4	4/7	4/3	49/37	4.0/3.0	2/0	4/6	0/0	0/0
09/21/2022	Arkansas	3-2	62/61	27/31	190/190	.184/.158	59/59	4/4	15/11	4/4	84/86	11.0/13.0	1/4	20/18	2/2	0/2
09/24/2022	Kentucky	3-2	63/69	12/24	140/163	.364/.276	60/63	3/5	10/8	5/3	57/57	11.0/5.0	4/1	14/8	2/2	1/0
09/25/2022	Kentucky	0-3	41/48	15/15	95/100	.274/.330	37/45	1/7	11/11	7/1	28/30	7.0/6.0	2/0	10/12	2/4	0/0
09/30/2022	Ole Miss	3-2	58/62	17/30	148/162	.277/.198	55/59	4/11	12/13	11/4	62/60	8.0/11.0	1/0	14/22	2/3	1/0
10/01/2022	Ole Miss	2-3	61/67	23/22	173/175	.220/.257	57/51	6/8	5/7	8/6	74/69	9.0/14.0	2/5	14/18	1/1	1/3
10/05/2022	Auburn	3-2	60/67	23/30	183/189	.202/.196	57/65	5/5	9/9	5/5	82/85	10.0/13.0	0/3	20/20	0/1	1/1
10/08/2022	Florida	1-3	49/55	30/16	153/140	.124/.279	0/0	8/6	7/13	6/8	61/60	4.0/15.5	0/2	8/27	1/1	0/1
10/09/2022	Florida	2-3	62/68	31/29	185/183	.168/.213	0/0	2/6	7/10	6/2	74/79	11.0/16.0	2/1	18/30	1/3	0/0
10/19/2022	Alabama	3-2	58/51	34/32	178/191	.135/.099	54/41	5/6	12/13	6/5	99/74	15.0/15.0	2/0	26/30	3/3	0/0
10/23/2022	South Carolina	3-0	38/41	7/20	97/120	.320/.175	37/41	4/0	4/11	0/4	49/44	9.0/4.0	2/1	14/6	1/0	0/0
10/29/2022	Mississippi St.	3-2	59/59	20/30	179/198	.218/.146	55/53	8/3	9/9	3/8	96/91	11.0/7.0	2/1	18/12	2/2	1/0
10/30/2022	Mississippi St.	2-3	58/66	23/32	209/227	.167/.150	53/62	5/1	6/12	1/5	108/112	12.0/10.0	3/3	18/14	1/0	0/1
11/05/2022	Tennessee	0-3	36/48	15/9	101/94	.208/.415	29/42	2/8	3/4	8/2	32/43	3.0/6.0	2/3	2/6	0/0	0/0
11/06/2022	Tennessee	1-3	39/62	28/21	138/145	.080/.283	35/60	2/3	4/11	3/2	53/59	7.0/11.0	2/5	10/12	1/1	0/0
11/12/2022	Missouri	3-2	64/60	21/24	167/157	.257/.229	52/49	9/5	11/6	5/9	65/70	9.0/8.0	0/1	18/14	0/0	0/1
11/16/2022	Texas A&M	3-1	60/59	14/18	153/158	.301/.259	56/57	6/6	8/9	6/6	70/71	7.0/5.0	1/1	12/8	0/2	1/0
11/25/2022	Georgia	0-3	44/44	27/24	142/135	.120/.148	40/42	1/6	5/6	6/1	61/64	9.0/9.0	1/1	16/16	1/0	0/0
11/26/2022	Georgia	0-3	41/46	20/14	117/116	.179/.276	40/43	2/4	6/4	4/2	49/48	6.0/10.0	1/1	10/18	1/3	0/2

Note: Match totals are displayed in the format TEAM/OPPONENT for each category

2022 TEAM MATCH-BY-MATCH

Date	Opponent	SP	Attack				Set			Serve				Recept			Blocking				BHE	POINTS	SCORE	
			K	E	TA	PCT	A	TA	PCT	SA	SE	TA	PCT	RE	TA	PCT	DIG	BS	BA	BE				TOTAL
08/26/2022	Samford	3	46	14	99	.323	39	102	.382	4	4	74	.946	5	51	.902	41	2	14	0	9.0	0	59.0	3-0
08/26/2022	Houston	4	59	25	154	.221	58	161	.360	3	8	83	.904	7	86	.919	73	0	6	1	3.0	0	65.0	1-3
08/27/2022	Rice	5	60	29	181	.171	56	184	.304	6	8	97	.918	7	93	.925	81	1	16	2	9.0	1	75.0	2-3
09/02/2022	Troy	3	35	7	73	.384	32	71	.451	8	8	73	.890	1	34	.971	27	1	20	0	11.0	0	54.0	3-0
09/02/2022	Iowa St.	3	35	17	106	.170	34	104	.327	10	3	74	.959	1	44	.977	48	1	12	0	7.0	0	52.0	3-0
09/03/2022	Penn St.	3	44	18	117	.222	40	123	.325	1	6	70	.914	5	71	.930	57	2	14	0	9.0	0	54.0	0-3
09/09/2022	at Milwaukee	4	63	15	144	.333	58	140	.414	5	8	96	.917	5	72	.931	63	3	10	1	8.0	0	76.0	3-1
09/10/2022	at Marquette	4	47	18	126	.230	45	128	.352	3	12	75	.840	8	89	.910	48	4	12	2	10.0	0	60.0	1-3
09/16/2022	vs Oregon St.	3	45	14	122	.254	39	122	.320	7	12	75	.840	1	64	.984	49	2	4	0	4.0	0	56.0	3-0
09/17/2022	at Tulane	3	44	12	97	.330	40	100	.400	3	4	73	.945	4	55	.927	49	2	4	0	4.0	0	51.0	3-0
09/21/2022	Arkansas	5	62	27	190	.184	59	192	.307	4	15	109	.862	4	97	.959	84	1	20	2	11.0	0	77.0	3-2
09/24/2022	at Kentucky	5	63	12	140	.364	60	139	.432	3	10	99	.899	5	92	.946	57	4	14	2	11.0	1	77.0	3-2
09/25/2022	at Kentucky	3	41	15	95	.274	37	86	.430	1	11	69	.841	7	70	.900	28	2	10	2	7.0	0	49.0	0-3
09/30/2022	Ole Miss	5	58	17	148	.277	55	146	.377	4	12	106	.887	11	92	.880	62	1	14	2	8.0	1	70.0	3-2
10/01/2022	Ole Miss	5	61	23	173	.220	57	177	.322	6	5	100	.950	8	97	.918	74	2	14	1	9.0	1	76.0	2-3
10/05/2022	Auburn	5	60	23	183	.202	57	183	.311	5	9	105	.914	5	96	.948	82	0	20	0	10.0	1	75.0	3-2
10/08/2022	at Florida	4	49	30	153	.124	46	155	.297	8	7	88	.920	6	86	.930	61	0	8	1	4.0	0	61.0	1-3
10/09/2022	at Florida	5	62	31	185	.168	58	187	.310	2	7	104	.933	6	102	.941	74	2	18	1	11.0	0	75.0	2-3
10/19/2022	at Alabama	5	58	34	178	.135	54	182	.297	5	12	110	.891	6	91	.934	99	2	26	3	15.0	0	78.0	3-2
10/23/2022	South Carolina	3	38	7	97	.320	37	101	.366	4	4	73	.945	0	43	1.000	49	2	14	1	9.0	0	51.0	3-0
10/29/2022	Mississippi St.	5	59	20	179	.218	55	180	.306	8	9	106	.915	3	84	.964	96	2	18	2	11.0	1	78.0	3-2
10/30/2022	Mississippi St.	5	58	23	209	.167	53	208	.255	5	6	109	.945	1	87	.989	108	3	18	1	12.0	0	75.0	2-3
11/05/2022	at Tennessee	3	36	15	101	.208	29	93	.312	2	3	55	.945	8	69	.884	32	2	2	0	3.0	0	41.0	0-3
11/06/2022	at Tennessee	4	39	28	138	.080	35	130	.269	2	4	74	.946	3	85	.965	53	2	10	1	7.0	0	48.0	1-3
11/12/2022	at Missouri	5	64	21	167	.257	52	167	.311	9	11	104	.894	5	93	.946	65	0	18	0	9.0	0	82.0	3-2
11/16/2022	at Texas A&M	4	60	14	153	.301	56	145	.386	6	8	92	.913	6	81	.926	70	1	12	0	7.0	1	73.0	3-1
11/25/2022	Georgia	3	44	27	142	.120	40	143	.280	1	5	77	.935	6	75	.920	61	1	16	1	9.0	0	54.0	0-3
11/26/2022	Georgia	3	41	20	117	.179	40	114	.351	2	6	65	.908	4	70	.943	49	1	10	1	6.0	0	49.0	0-3
Totals		112	1431	556	3967	.221	1321	3963	.333	127	217	2435	.911	138	2169	.936	1740	46	374	27	233.0	7	1791.0	
Opponents		112	1451	617	4083	.204	1334	4107	.325	138	226	2395	.906	127	2217	.943	1675	48	391	36	243.5	13	1832.5	

Team Averages

Sets Played	Kills per set	Assists per set	Service aces per set	Digs per set	Blocks per set	Points per set	Ball handling error per set	Reception errors per set
112	12.78	11.79	1.13	15.54	2.08	15.99	0.06	1.23

2022 OPPONENT MATCH-BY-MATCH

Date	Opponent	SP	Attack				Set			Serve				Recept			Blocking				POINTS	SCORE		
			K	E	TA	PCT	A	TA	PCT	SA	SE	TA	PCT	RE	TA	PCT	DIG	BS	BA	BE			TOTAL	BHE
08/26/2022	Samford	3	31	20	102	.108	29	108	.269	5	4	55	.927	4	70	.943	30	0	6	0	3.0	0	39.0	3-0
08/26/2022	Houston	4	52	13	151	.258	49	149	.329	7	7	93	.925	3	75	.960	60	3	10	0	8.0	0	67.0	1-3
08/27/2022	Rice	5	54	24	175	.171	51	179	.285	7	5	98	.949	6	89	.933	77	3	22	2	14.0	0	75.0	2-3
09/02/2022	Troy	3	26	21	83	.060	24	88	.273	1	10	44	.773	8	65	.877	19	1	6	0	4.0	0	31.0	3-0
09/02/2022	Iowa St.	3	28	23	108	.046	28	109	.257	1	6	50	.880	10	71	.859	43	0	12	0	6.0	1	35.0	3-0
09/03/2022	Penn St.	3	48	18	129	.233	45	125	.360	5	6	77	.922	1	64	.984	48	1	14	1	8.0	0	61.0	0-3
09/09/2022	at Milwaukee	4	49	22	142	.190	44	141	.312	5	6	78	.923	5	88	.943	54	1	6	3	4.0	0	58.0	3-1
09/10/2022	at Marquette	4	55	18	128	.289	53	131	.405	8	5	94	.947	3	63	.952	57	4	12	2	10.0	0	73.0	1-3
09/16/2022	vs Oregon St.	3	38	19	110	.173	35	114	.307	1	3	67	.955	7	63	.889	48	2	6	0	5.0	1	44.0	3-0
09/17/2022	at Tulane	3	37	18	112	.170	31	102	.304	4	7	62	.887	3	69	.957	37	0	6	0	3.0	0	44.0	3-0
09/21/2022	Arkansas	5	61	31	190	.158	59	197	.299	4	11	108	.898	4	94	.957	86	4	18	2	13.0	2	78.0	3-2
09/24/2022	at Kentucky	5	69	24	163	.276	63	160	.394	5	8	100	.920	3	89	.966	57	1	8	2	5.0	0	79.0	3-2
09/25/2022	at Kentucky	3	48	15	100	.330	45	99	.455	7	11	81	.864	1	58	.983	30	0	12	4	6.0	0	61.0	0-3
09/30/2022	Ole Miss	5	62	30	162	.198	59	158	.373	11	13	105	.876	4	94	.957	60	0	22	3	11.0	0	84.0	3-2
10/01/2022	Ole Miss	5	67	22	175	.257	51	172	.297	8	7	104	.933	6	95	.937	69	5	18	1	14.0	3	89.0	2-3
10/05/2022	Auburn	5	67	30	189	.196	65	193	.337	5	9	105	.914	5	96	.948	85	3	20	1	13.0	1	85.0	3-2
10/08/2022	at Florida	4	55	16	140	.279	50	138	.362	6	13	99	.869	8	81	.901	60	2	27	1	15.5	1	76.5	1-3
10/09/2022	at Florida	5	68	29	183	.213	63	182	.346	6	10	112	.911	2	96	.979	79	1	30	3	16.0	0	90.0	2-3
10/19/2022	at Alabama	5	51	32	191	.099	41	182	.225	6	13	104	.875	5	98	.949	74	0	30	3	15.0	0	72.0	3-2
10/23/2022	South Carolina	3	41	20	120	.175	41	128	.320	0	11	54	.796	4	69	.942	44	1	6	0	4.0	0	45.0	3-0
10/29/2022	Mississippi St.	5	59	30	198	.146	53	199	.266	3	9	93	.903	8	97	.918	91	1	12	2	7.0	0	69.0	3-2
10/30/2022	Mississippi St.	5	66	32	227	.150	62	232	.267	1	12	99	.879	5	103	.951	112	3	14	0	10.0	1	77.0	2-3
11/05/2022	at Tennessee	3	48	9	94	.415	42	91	.462	8	4	73	.945	2	52	.962	43	3	6	0	6.0	0	62.0	0-3
11/06/2022	at Tennessee	4	62	21	145	.283	60	142	.423	3	11	96	.885	2	70	.971	59	5	12	1	11.0	0	76.0	1-3
11/12/2022	at Missouri	5	60	24	157	.229	49	167	.293	5	6	99	.939	9	93	.903	70	1	14	0	8.0	1	73.0	3-2
11/16/2022	at Texas A&M	4	59	18	158	.259	57	159	.358	6	9	90	.900	6	84	.929	71	1	8	2	5.0	0	70.0	3-1
11/25/2022	Georgia	3	44	24	135	.148	42	144	.292	6	6	81	.926	1	72	.986	64	1	16	0	9.0	0	59.0	0-3
11/26/2022	Georgia	3	46	14	116	.276	43	118	.364	4	4	74	.946	2	59	.966	48	1	18	3	10.0	2	60.0	0-3
Opponent totals		112	1451	617	4083	.204	1334	4107	.325	138	226	2395	.906	127	2217	.943	1675	48	391	36	243.5	13	1832.5	
LSU totals		112	1431	556	3967	.221	1321	3963	.333	127	217	2435	.911	138	2169	.936	1740	46	374	27	233.0	7	1791.0	

Team Averages

Sets Played	Kills per set	Assists per set	Service aces per set	Digs per set	Blocks per set	Points per set	Ball handling error per set	Reception errors per set
112	12.96	11.91	1.23	14.96	2.17	16.36	0.12	1.13

2022 CATEGORY LEADERS

Attack (by PCT)

#	Player	S	K	K/S	E	TA	PCT
5	Vondran, Josie	106	101	0.95	17	239	.351
11	Anwusi, Anita	112	206	1.84	76	449	.290
3	Larkin, Ella	112	7	0.06	1	23	.261
12	Williams, Alia	112	157	1.40	57	391	.256
21	Jacobs, Hannah	93	188	2.02	85	490	.210
9	Dotson, Sanaa	112	411	3.67	159	1218	.207
1	Hill, Samarah	56	111	1.98	46	339	.192
2	Flickinger, Paige	88	238	2.70	108	777	.167
14	Morris, Allee	2	3	1.50	2	6	.167
22	Waak, Maddie	100	7	0.07	4	26	.115
10	Bohnet, Jill	110	2	0.02	1	9	.111
6	Martin, Madison	15	0	0.00	0	0	.000
7	Anderson, Bri	12	0	0.00	0	0	.000
15	Zamora, Bri	47	0	0.00	0	0	.000

Kill (by K)

#	Player	S	K	K/S
9	Dotson, Sanaa	112	411	3.67
2	Flickinger, Paige	88	238	2.70
11	Anwusi, Anita	112	206	1.84
21	Jacobs, Hannah	93	188	2.02
12	Williams, Alia	112	157	1.40
1	Hill, Samarah	56	111	1.98
5	Vondran, Josie	106	101	0.95
3	Larkin, Ella	112	7	0.06
22	Waak, Maddie	100	7	0.07
14	Morris, Allee	2	3	1.50
10	Bohnet, Jill	110	2	0.02
6	Martin, Madison	15	0	0.00
7	Anderson, Bri	12	0	0.00
15	Zamora, Bri	47	0	0.00

Set (by A/S)

#	Player	S	A	A/S	TA	PCT
5	Vondran, Josie	106	699	6.59	1946	.356
22	Waak, Maddie	100	438	4.38	1155	.375
3	Larkin, Ella	112	111	0.99	407	.263
2	Flickinger, Paige	88	20	0.23	98	.194
10	Bohnet, Jill	110	23	0.21	76	.276
9	Dotson, Sanaa	112	13	0.12	118	.102
1	Hill, Samarah	56	6	0.11	38	.158
7	Anderson, Bri	12	1	0.08	1	1.000
12	Williams, Alia	112	5	0.04	57	.053
11	Anwusi, Anita	112	3	0.03	26	.038
15	Zamora, Bri	47	1	0.02	6	.167
21	Jacobs, Hannah	93	1	0.01	32	.000
14	Morris, Allee	2	0	0.00	0	.000
6	Martin, Madison	15	0	0.00	3	.000

Serve (by SA/S)

#	Player	S	SA	SE	SA/S	TA	PCT
7	Anderson, Bri	12	4	6	0.33	24	.750
2	Flickinger, Paige	88	20	24	0.23	318	.925
9	Dotson, Sanaa	112	25	62	0.22	391	.841
22	Waak, Maddie	100	18	31	0.18	286	.892
15	Zamora, Bri	47	8	10	0.17	99	.899
3	Larkin, Ella	112	15	22	0.13	397	.945
10	Bohnet, Jill	110	14	17	0.13	433	.961
5	Vondran, Josie	106	13	12	0.12	149	.919
1	Hill, Samarah	56	4	5	0.07	87	.943
6	Martin, Madison	15	1	1	0.07	25	.960
12	Williams, Alia	112	5	27	0.04	225	.880
11	Anwusi, Anita	112	0	0	0.00	1	1.000
21	Jacobs, Hannah	93	0	0	0.00	0	.000
14	Morris, Allee	2	0	0	0.00	0	.000

2022 CATEGORY LEADERS

Block (by BLK/S)

#	Player	S	BS	BA	TOTAL	BLK/S
11	Anwusi, Anita	112	20	106	126.0	1.13
14	Morris, Allee	2	0	2	2.0	1.00
12	Williams, Alia	112	12	79	91.0	0.81
21	Jacobs, Hannah	93	3	53	56.0	0.60
5	Vondran, Josie	106	0	57	57.0	0.54
9	Dotson, Sanaa	112	5	38	43.0	0.38
1	Hill, Samarah	56	2	14	16.0	0.29
2	Flickinger, Paige	88	4	18	22.0	0.25
22	Waak, Maddie	100	0	7	7.0	0.07
7	Anderson, Bri	12	0	0	0.0	0.00
15	Zamora, Bri	47	0	0	0.0	0.00
3	Larkin, Ella	112	0	0	0.0	0.00
10	Bohnet, Jill	110	0	0	0.0	0.00
6	Martin, Madison	15	0	0	0.0	0.00

Defense (by DIG/S)

#	Player	S	DIG	DIG/S	BHE
3	Larkin, Ella	112	494	4.41	0
10	Bohnet, Jill	110	330	3.00	0
2	Flickinger, Paige	88	229	2.60	0
9	Dotson, Sanaa	112	245	2.19	0
22	Waak, Maddie	100	132	1.32	1
5	Vondran, Josie	106	134	1.26	4
1	Hill, Samarah	56	65	1.16	0
12	Williams, Alia	112	45	0.40	1
6	Martin, Madison	15	6	0.40	0
15	Zamora, Bri	47	14	0.30	0
21	Jacobs, Hannah	93	27	0.29	1
7	Anderson, Bri	12	2	0.17	0
11	Anwusi, Anita	112	17	0.15	0
14	Morris, Allee	2	0	0.00	0

Points (by POINTS/S)

#	Player	S	POINTS	POINTS/S
9	Dotson, Sanaa	112	460.0	4.11
2	Flickinger, Paige	88	271.0	3.08
11	Anwusi, Anita	112	279.0	2.49
21	Jacobs, Hannah	93	217.5	2.34
1	Hill, Samarah	56	124.0	2.21
14	Morris, Allee	2	4.0	2.00
12	Williams, Alia	112	213.5	1.91
5	Vondran, Josie	106	142.5	1.34
7	Anderson, Bri	12	4.0	0.33
22	Waak, Maddie	100	28.5	0.29
3	Larkin, Ella	112	22.0	0.20
15	Zamora, Bri	47	8.0	0.17
10	Bohnet, Jill	110	16.0	0.15
6	Martin, Madison	15	1.0	0.07

Receptions (by PCT)

#	Player	S	RE	RE/S	TA	PCT
11	Anwusi, Anita	112	0	0.00	10	1.000
5	Vondran, Josie	106	0	0.00	8	1.000
22	Waak, Maddie	100	0	0.00	3	1.000
2	Flickinger, Paige	88	18	0.20	491	.963
3	Larkin, Ella	112	22	0.20	536	.959
9	Dotson, Sanaa	112	24	0.21	499	.952
10	Bohnet, Jill	110	22	0.20	353	.938
1	Hill, Samarah	56	13	0.23	206	.937
12	Williams, Alia	112	1	0.01	15	.933
21	Jacobs, Hannah	93	1	0.01	11	.909
14	Morris, Allee	2	0	0.00	0	.000
7	Anderson, Bri	12	0	0.00	0	.000
15	Zamora, Bri	47	0	0.00	0	.000
6	Martin, Madison	15	0	0.00	0	.000
TM	TEAM	-	37	0.33	-	-



SAMARAH HILL

1

Outside Hitter · 6-1 · Senior · 1L · Oviedo, Fla. (Trinity Prep School)

SEASON HIGHS

Kills	12 vs. Ole Miss (09/30/22) vs. Rice (08/27/22)
Attacks	51 vs. Rice (08/27/22)
Hit % (Min. 10K)	.524 vs. Ole Miss (09/30/22)
Assists	4 at Milwaukee (09/09/22)
Aces	1, Four Times
Digs	9 at Milwaukee (09/09/22) vs. Rice (08/27/22)
Total Blocks	4 vs. Georgia (11/25/22)
Block Solos	1 vs. Ole Miss (10/01/22) vs. Samford (08/26/22)
Block Assists	4 vs. Georgia (11/25/22)

CAREER HIGHS

Kills	20 vs. Texas A&M (11/10/19)
Attacks	56 at Iowa St. (09/08/19)
Assists	4 at Milwaukee (09/09/22)
Hit % (Min. 10K)	.524 vs. Ole Miss (09/30/22)
Aces	5 vs. Alabama (10/18/19)
Digs	18 vs. Florida (10/20/19)
Total Blocks	5 at Alabama (11/24/19)
Block Solos	3 at Alabama (11/24/19)
Block Assists	4, Three times

Complete bio

Senior Season (2022)

- Made her first appearance at the Tiger Classic (Aug. 26-27) since suffering a shoulder injury (2020) and achilles injury (2022).
- Had a season-high 12 kills on 51 attacks against Rice (08/27).
- Set a career-high .524 hitting percentage vs. Ole Miss (Sept. 30).
- Was a 2019 All-SEC Freshman Team selection.

2022 SEASON MATCH-BY-MATCH

Date	Opponent	SP	Attack				Set			Serve			Receipt			Blocking				Team					
			K	E	TA	PCT	A	TA	PCT	SA	SE	TA	PCT	RE	TA	PCT	DIG	BS	BA	BE	TOTAL	BHE	POINTS	HIT%	SCORE
08/26/2022	Samford	*3	8	5	21	.143	1	3	.333	0	0	8	1.000	1	12	.917	7	1	1	0	2.0	0	9.5	.323	3-0
08/26/2022	Houston	2	5	0	18	.278	0	0	.000	0	0	2	1.000	0	10	1.000	5	0	0	0	0.0	0	5.0	.221	1-3
08/27/2022	Rice	*5	12	8	51	.078	1	5	.200	1	0	13	1.000	1	22	.955	9	0	0	1	0.0	0	13.0	.171	2-3
09/02/2022	Troy	1	0	1	1	-1.000	0	1	.000	0	0	0	.000	0	0	.000	1	0	0	0	0.0	0	0.0	.384	3-0
09/02/2022	Iowa St.	1	0	0	0	.000	0	0	.000	0	0	0	.000	0	1	1.000	0	0	0	0	0.0	0	0.0	.170	3-0
09/03/2022	Penn St.	*3	11	5	29	.207	0	4	.000	1	1	10	.900	2	16	.875	5	0	1	0	1.0	0	12.5	.222	0-3
09/09/2022	at Milwaukee	*4	11	3	31	.258	4	8	.500	0	1	12	.917	2	39	.949	9	0	0	0	0.0	0	11.0	.333	3-1
09/10/2022	at Marquette	*2	3	2	11	.091	0	4	.000	0	2	6	.667	2	10	.800	1	0	0	0	0.0	0	3.0	.230	1-3
09/25/2022	at Kentucky	*1	5	1	9	.444	0	0	.000	0	0	2	1.000	1	5	.800	0	0	0	0	0.0	0	5.0	.274	0-3
09/30/2022	Ole Miss	4	12	1	21	.524	0	0	.000	1	0	6	1.000	1	23	.957	8	0	0	1	0.0	0	13.0	.277	3-2
10/01/2022	Ole Miss	3	6	4	18	.111	0	4	.000	1	1	12	.917	1	22	.955	3	1	0	0	1.0	0	8.0	.220	2-3
10/05/2022	Auburn	3	3	1	11	.182	0	0	.000	0	0	3	1.000	1	8	.875	3	0	0	0	0.0	0	3.0	.202	3-2
10/09/2022	at Florida	1	0	1	5	-.200	0	0	.000	0	0	0	.000	0	1	1.000	0	0	0	0	0.0	0	0.0	.168	2-3
10/19/2022	at Alabama	3	4	1	11	.273	0	1	.000	0	0	1	1.000	0	1	1.000	4	0	1	1	1.0	0	4.5	.135	3-2
11/05/2022	at Tennessee	2	4	0	9	.444	0	3	.000	0	0	10	1.000	0	11	1.000	1	0	0	0	0.0	0	4.0	.208	0-3
11/06/2022	at Tennessee	3	3	5	15	-.133	0	2	.000	0	0	2	1.000	0	2	1.000	2	0	2	0	2.0	0	4.0	.080	1-3
11/12/2022	at Missouri	5	7	2	21	.238	0	1	.000	0	0	0	.000	0	0	.000	3	0	3	0	3.0	0	8.5	.257	3-2
11/16/2022	at Texas A&M	4	9	0	23	.391	0	1	.000	0	0	0	.000	0	0	.000	1	0	1	0	1.0	0	9.5	.301	3-1
11/25/2022	Georgia	3	6	4	22	.091	0	0	.000	0	0	0	.000	0	15	1.000	3	0	4	1	4.0	0	8.0	.120	0-3
11/26/2022	Georgia	3	2	2	12	.000	0	1	.000	0	0	0	.000	1	8	.875	0	0	1	0	1.0	0	2.5	.179	0-3
Totals			56	111	46	339	.192	6	38	.158	4	5	87	.943	13	206	.937	65	2	14	4	16.0	0	124.0	

Player Averages

Sets Played	Kills per set	Assists per set	Service aces per set	Digs per set	Blocks per set	Points per set
56	1.98	0.11	0.07	1.16	0.29	2.21

HILL'S CAREER STATS

SEASON	TEAM	SM-MP	K	K/S	E	TA	PCT	A	A/S	SA	SA/S	SE	DIG	D/S	RE	BS	BA	TB	B/S	BE	BHE	PTS	PTS/S
2019-20	LSU	101-28	262	2.59	92	804	.211	15	0.15	15	0.15	28	243	2.41	26	12	31	43	0.43	6	0	304.5	3.01
2020-21	LSU	16-4	41	2.56	19	125	.176	1	0.06	7	0.44	4	45	2.81	3	1	7	8	0.50	0	0	52.5	3.28
2022-23	LSU	56-20	111	1.98	46	339	.192	6	0.11	4	0.07	5	65	1.16	13	2	14	16	0.29	4	0	124.0	2.21
TOTAL		173 - 52	414	2.39	157	1268	.203	22	0.13	26	0.15	37	353	2.04	42	15	52	67	0.39	10	0	481.0	2.78



PAIGE FLICKINGER

2

Outside Hitter · 5-9 · Junior · 2L · Roanoke, Texas (Byron Nelson HS)

SEASON HIGHS

Kills	17 vs. Mississippi St. (10/29/22)
Attacks	57 at Aabama (10/19/22)
Hit % (Min. 10K)	.524 vs. Troy (09/02/22)
Assists	3 at No. 15 Kentucky (09/24/22)
Aces	4 vs. Troy (09/02/22)
Digs	19 at Missouri (11/12/22)
Total Blocks	4 at Alabama (10/19/22)
Block Solos	2 at No. 15 Kentucky (09/24/22)
Block Assists	4 at Alabama (10/19/22)

CAREER HIGHS

Kills	20 vs. Ole Miss (02/27/21)
Attacks	57 at Aabama (10/19/22)
Hit % (Min. 10K)	.524 vs. Troy (09/02/22)
Assists	3 at No. 15 Kentucky (09/25/22) vs. South Carolina (03/14/21)
Aces	5 at Auburn (10/29/21)
Digs	23 at Missouri (01/29/21)
Total Blocks	4 at Alabama (10/19/22)
Block Solos	2 at No. 15 Kentucky (09/24/22) at No. 17 Missouri (01/29/21)
Block Assists	4 at Alabama (10/19/22)

Complete bio

Junior Season (2022)

- Recorded consecutive double-doubles against No. 20 Arkansas (Sept. 21) and No. 15 Kentucky (Sept. 25) and has a total of nine double-doubles this season, including three in a four-match span.
- Turned in a career-high .524 hitting percentage against Troy (Sept. 2) with 11 kills on 21 errorless attacks.
- Recorded a season-high 17 kills against Mississippi St. (Oct. 29) and a career-best four blocks at Alabama (Oct. 19).
- Played the final 14 matches in 2021 after recovering from injury and logged 33 kills and 15 aces.
- Was a 2020-21 All-SEC Freshman Team selection.

2022 SEASON MATCH-BY-MATCH

Date	Opponent	SP	Attack				Set			Serve				Receipt			Blocking			Team					
			K	E	TA	PCT	A	TA	PCT	SA	SE	TA	PCT	RE	TA	PCT	DIG	BS	BA	BE	TOTAL	BHE	POINTS	HIT%	SCORE
08/26/2022	Houston	*3	6	5	25	.040	2	3	.667	0	2	7	.714	0	12	1.000	8	0	0	0	0	0	6.0	.221	1-3
09/02/2022	Troy	*3	11	0	21	.524	1	2	.500	4	0	14	1.000	0	12	1.000	4	0	0	0	0	0	15.0	.384	3-0
09/02/2022	Iowa St.	*3	5	5	26	.000	0	2	.000	2	0	8	1.000	0	4	1.000	10	0	1	0	1.0	0	7.5	.170	3-0
09/10/2022	at Marquette	*2	4	1	13	.231	2	3	.667	1	1	6	.833	0	15	1.000	2	0	0	0	0	0	5.0	.230	1-3
09/16/2022	vs Oregon St.	*3	8	5	31	.097	0	4	.000	0	2	13	.846	1	18	.944	11	0	0	0	0	0	8.0	.254	3-0
09/17/2022	at Tulane	*3	8	4	24	.167	0	1	.000	0	1	10	.900	0	15	1.000	7	0	0	0	0	0	8.0	.330	3-0
09/21/2022	Arkansas	*5	15	4	47	.234	0	2	.000	1	0	23	1.000	0	27	1.000	17	0	1	0	1.0	0	16.5	.184	3-2
09/24/2022	at Kentucky	*5	14	4	32	.313	3	4	.750	1	0	17	1.000	2	39	.949	14	2	1	0	3.0	0	17.5	.364	3-2
09/25/2022	at Kentucky	*2	7	1	16	.375	1	1	1.000	0	0	5	1.000	0	6	1.000	5	0	0	0	0	0	7.0	.274	0-3
09/30/2022	Ole Miss	*3	1	5	21	.190	1	1	1.000	1	2	10	.800	2	15	.867	3	0	1	0	1.0	0	2.5	.277	3-2
10/01/2022	Ole Miss	*2	4	3	14	.071	0	3	.000	0	1	7	.857	2	17	.882	4	0	0	0	0	0	4.0	.220	2-3
10/05/2022	Auburn	*5	11	5	42	.143	0	4	.000	2	1	22	.955	0	13	1.000	11	0	1	0	1.0	0	13.5	.202	3-2
10/08/2022	at Florida	*4	7	5	34	.059	2	7	.286	0	2	12	.833	2	35	.943	12	0	0	0	0	0	7.0	.124	1-3
10/09/2022	at Florida	*5	15	11	55	.073	2	6	.333	0	1	17	.941	0	50	1.000	12	0	2	1	2.0	0	16.0	.168	2-3
10/19/2022	at Alabama	*5	16	8	57	.140	0	1	.000	1	0	21	1.000	1	22	.955	13	0	4	0	4.0	0	19.0	.135	3-2
10/23/2022	South Carolina	*3	8	2	28	.214	1	6	.167	1	1	12	.917	0	10	1.000	6	0	1	1	1.0	0	9.5	.320	3-0
10/29/2022	Mississippi St.	*5	17	2	40	.375	1	7	.143	2	2	22	.909	1	27	.963	14	1	1	0	2.0	0	20.5	.218	3-2
10/30/2022	Mississippi St.	*5	7	4	45	.067	0	11	.000	0	2	17	.882	0	37	1.000	18	1	0	0	1.0	0	8.0	.167	2-3
11/05/2022	at Tennessee	*3	13	5	37	.216	0	1	.000	0	1	10	.900	2	16	.875	4	0	0	0	0	0	13.0	.208	0-3
11/06/2022	at Tennessee	*4	8	5	28	.107	2	5	.400	0	1	12	.917	1	30	.967	8	0	0	0	0	0	8.0	.080	1-3
11/12/2022	at Missouri	*5	16	7	41	.220	0	6	.000	2	1	15	.933	1	43	.977	19	0	1	0	1.0	0	18.5	.257	3-2
11/16/2022	at Texas A&M	*4	13	5	34	.235	0	6	.000	2	1	19	.947	1	6	.833	10	0	1	0	1.0	0	15.5	.301	3-1
11/25/2022	Georgia	*3	13	8	37	.135	1	9	.111	0	0	11	1.000	1	10	.900	7	0	2	0	2.0	0	14.0	.120	0-3
11/26/2022	Georgia	*3	11	4	29	.241	1	3	.333	0	2	8	.750	1	12	.917	10	0	1	0	1.0	0	11.5	.179	0-3
Totals			88	238	108	.177	20	98	.204	20	24	318	.925	18	491	.963	229	4	18	2	22.0	0	271.0		

Player Averages

Sets Played	Kills per set	Assists per set	Service aces per set	Digs per set	Blocks per set	Points per set
88	2.70	0.23	0.23	2.60	0.25	3.08

FLICKINGER'S CAREER STATS

SEASON	TEAM	SM-MP	K	K/S	E	TA	PCT	A	A/S	SA	SA/S	SE	DIG	D/S	RE	BS	BA	TB	B/S	BE	BHE	PTS	PTS/S
2020-21	LSU	86-22	195	2.27	88	605	.177	22	0.26	20	0.23	22	240	2.79	23	4	18	22	0.26	1	0	228.0	2.65
2021-22	LSU	54-14	33	0.61	8	97	.258	4	0.07	15	0.28	16	77	1.43	7	0	2	2	0.04	1	0	49.0	0.91
2022-23	LSU	88-24	238	2.70	108	777	.167	20	0.23	20	0.23	24	229	2.60	18	4	18	22	0.25	2	0	271.0	3.08
TOTAL		228 - 60	466	2.04	204	1479	.177	46	0.20	55	0.24	62	546	2.39	48	8	38	46	0.20	4	0	548.0	2.40



ELLA LARKIN

3

Libero/DS • 5-10 • Sophomore • 1L • Maize, Kan. (Bishop Carroll Catholic HS)

SEASON HIGHS

Kills	2 vs. No. 21 Penn St. (09/03/22)
Attacks	3 vs. No. 21 Penn St. (09/03/22) Rice (08/27/22)
Hit % (Min. 10K)	NA
Assists	9 at No. 23 Marquette (09/10/22)
Aces	6 at No. 15 Florida (10/08/22)
Digs	34 vs. Rice (08/27/22)
Total Blocks	NA
Block Solos	NA
Block Assists	NA

CAREER HIGHS

Kills	6 at Mississippi St. (10/02/21) vs. Florida (10/10/21)
Attacks	11 at Mississippi St. (10/02/21)
Assists	52 at Mississippi St. (10/02/21)
Hit % (Min. 10K)	NA
Aces	6 at No. 15 Florida (10/08/22)
Digs	34 vs. Rice (08/27/22)
Total Blocks	6 vs. Troy (09/18/21) at Arkansas (09/22/21)
Block Solos	1 vs. Troy (09/18/21)
Block Assists	6 at Arkansas (09/22/21)

Complete bio

Sophomore Season (2022)

- The SEC leader with 4.41 digs per set and 494 total digs.
- Has four 30-plus dig matches this season.
- Selected SEC Co-Defensive Player of the Week (Oct. 24) after averaging 6.00 digs per set in two matches.
- Named to Tulane Invitational All-Tournament Team.
- Returned to the Libero/DS position after filling in as the starting setter in the 2021 season.
- Was selected to the 2021 All-SEC Freshman Team.

2022 SEASON MATCH-BY-MATCH

Date	Opponent	Attack				Set			Serve			Receipt			Blocking			Team							
		SP	K	E	TA	PCT	A	TA	PCT	SA	SE	TA	PCT	RE	TA	PCT	DIG	BS	BA	BE	TOTAL	BHE	POINTS	HIT%	SCORE
08/26/2022	Samford	3	0	0	2	.000	2	9	.222	1	0	14	1.000	1	12	.917	12	0	0	0	0.0	0	1.0	.323	3-0
08/26/2022	Houston	4	0	0	1	.000	5	15	.333	0	0	10	1.000	2	32	.938	19	0	0	0	0.0	0	0.0	.221	1-3
08/27/2022	Rice	5	1	0	3	.333	2	13	.154	1	1	13	.923	2	24	.917	34	0	0	0	0.0	0	2.0	.171	2-3
09/02/2022	Troy	3	1	0	1	1.000	2	3	.667	0	2	15	.867	0	7	1.000	11	0	0	0	0.0	0	1.0	.384	3-0
09/02/2022	Iowa St.	3	0	0	2	.000	2	6	.333	0	0	13	1.000	0	20	1.000	19	0	0	0	0.0	0	0.0	.170	3-0
09/03/2022	Penn St.	3	2	0	3	.667	2	4	.500	0	0	11	1.000	0	15	1.000	12	0	0	0	0.0	0	2.0	.222	0-3
09/09/2022	at Milwaukee	4	1	0	1	1.000	5	14	.357	1	0	14	1.000	0	11	1.000	18	0	0	0	0.0	0	2.0	.333	3-1
09/10/2022	at Marquette	4	0	0	2	.000	9	18	.500	0	1	9	.889	4	34	.882	16	0	0	0	0.0	0	0.0	.230	1-3
09/16/2022	vs Oregon St.	3	0	0	0	.000	4	10	.400	1	2	11	.818	0	20	1.000	13	0	0	0	0.0	0	1.0	.254	3-0
09/17/2022	at Tulane	3	0	0	0	.000	3	10	.300	0	0	11	1.000	0	14	1.000	9	0	0	0	0.0	0	0.0	.330	3-0
09/21/2022	Arkansas	5	0	0	0	.000	3	30	.100	0	2	13	.846	1	17	.941	17	0	0	0	0.0	0	0.0	.184	3-2
09/24/2022	at Kentucky	5	0	0	0	.000	5	9	.556	0	0	11	1.000	1	18	.944	17	0	0	0	0.0	0	0.0	.364	3-2
09/25/2022	at Kentucky	3	0	0	0	.000	5	9	.556	0	0	12	1.000	2	14	.857	7	0	0	0	0.0	0	0.0	.274	0-3
09/30/2022	Ole Miss	5	1	0	1	1.000	6	17	.353	0	2	13	.846	1	19	.947	22	0	0	0	0.0	0	1.0	.277	3-2
10/01/2022	Ole Miss	5	0	0	0	.000	4	16	.250	1	0	17	1.000	2	24	.917	30	0	0	0	0.0	0	1.0	.220	2-3
10/05/2022	Auburn	5	0	0	2	.000	3	21	.143	1	3	18	.833	1	27	.963	16	0	0	0	0.0	0	1.0	.202	3-2
10/08/2022	at Florida	4	0	0	0	.000	3	16	.188	6	0	24	1.000	1	18	.944	18	0	0	0	0.0	0	6.0	.124	1-3
10/09/2022	at Florida	5	0	0	0	.000	3	18	.167	0	0	17	1.000	1	10	.900	26	0	0	0	0.0	0	0.0	.168	2-3
10/19/2022	at Alabama	5	0	0	0	.000	3	17	.176	0	3	17	.824	1	23	.957	31	0	0	0	0.0	0	0.0	.135	3-2
10/23/2022	South Carolina	3	1	0	2	.500	4	17	.235	0	1	14	.929	0	13	1.000	17	0	0	0	0.0	0	1.0	.320	3-0
10/29/2022	Mississippi St.	5	0	0	0	.000	6	19	.316	1	0	18	1.000	0	26	1.000	22	0	0	0	0.0	0	1.0	.218	3-2
10/30/2022	Mississippi St.	5	0	0	0	.000	6	27	.222	0	1	23	.957	0	27	1.000	31	0	0	0	0.0	0	0.0	.167	2-3
11/05/2022	at Tennessee	3	0	0	0	.000	2	14	.143	0	0	7	1.000	0	19	1.000	3	0	0	0	0.0	0	0.0	.208	0-3
11/06/2022	at Tennessee	4	0	0	1	.000	5	12	.417	0	0	15	1.000	0	16	1.000	13	0	0	0	0.0	0	0.0	.080	1-3
11/12/2022	at Missouri	5	0	1	2	-.500	4	14	.286	1	4	17	.765	0	12	1.000	14	0	0	0	0.0	0	1.0	.257	3-2
11/16/2022	at Texas A&M	4	0	0	0	.000	4	22	.182	0	0	13	1.000	1	35	.971	20	0	0	0	0.0	0	0.0	.301	3-1
11/25/2022	Georgia	3	0	0	0	.000	3	9	.333	0	0	14	1.000	1	17	.941	16	0	0	0	0.0	0	0.0	.120	0-3
11/26/2022	Georgia	3	0	0	0	.000	6	18	.333	1	0	13	1.000	0	12	1.000	11	0	0	0	0.0	0	1.0	.179	0-3
Totals		112	7	1	23	.261	111	407	.273	15	22	397	.945	22	536	.959	494	0	0	0	0.0	0	0	22.0	

Player Averages

Sets Played	Kills per set	Assists per set	Service aces per set	Digs per set	Blocks per set	Points per set
112	0.06	0.99	0.13	4.41	0.00	0.20

LARKIN'S CAREER STATS

SEASON	TEAM	SM-MP	K	K/S	E	TA	PCT	A	A/S	SA	SA/S	SE	DIG	D/S	RE	BS	BA	TB	B/S	BE	BHE	PTS	PTS/S
2021-22	LSU	108-27	46	0.43	12	124	.274	902	8.35	23	0.21	33	301	2.79	1	1	59	60	0.56	4	9	99.5	0.92
2022-23	LSU	112-28	7	0.06	1	23	.261	111	0.99	15	0.13	22	494	4.41	22	0	0	0	0.00	0	0	22.0	0.20
TOTAL		220 - 55	53	0.24	13	147	.272	1013	4.60	38	0.17	55	795	3.61	23	1	59	60	0.27	4	9	121.5	0.55



JOSIE VONDRAN

5

Setter • 6-2 • Graduate Student • TR • Columbus, Ohio (Ohio State)

SEASON HIGHS

Kills	9 vs. Mississippi St. (10/29/22)
Attacks	19 vs. Mississippi St. (10/29/22)
Hit % (Min. 10K)	.636 at Milwaukee (09/09/22)
Assists	38 vs. No. 20 Arkansas (09/21/22) vs. Rice (08/27/22)
Aces	2, Three Times
Digs	19 vs. No. 20 Arkansas (09/21/22)
Total Blocks	6 at No. 15 Kentucky (09/24/22)
Block Solos	NA
Block Assists	6 at No. 15 Kentucky (09/24/22)

CAREER HIGHS

Kills	10 vs. Saint Louis (11/23/19)*
Attacks	20 vs. Saint Louis (11/23/19)*
Hit % (Min. 10K)	.636 at Milwaukee (09/09/22)
Assists	39 at Northwestern (11/13/21)*
Aces	2, Five Times
Digs	19 vs. No. 20 Arkansas (09/21/22)
Total Blocks	6 at No. 15 Kentucky (09/24/22)
Block Solos	1 at Northwestern (11/13/21)* at La Salle (11/08/19)*
Block Assists	6 at No. 15 Kentucky (09/24/22)

* Includes matches played at Dayton and Ohio State

Complete bio

Graduate Student Season (2022)

- Finished regular season ranked No. 10 in the SEC with 6.59 assists per set (699 total).
- Has two double-doubles this season, including a 38-assist and 19-dig performance against No. 20 Arkansas (Sept. 21). The first double-double was at No. 23 Marquette (Sept. 10).
- Averaged 9.30 assists per set over 10 sets in LSU debut. Was one assists shy of career-high vs. Rice (Aug. 27).
- Played at Dayton from 2018-2019 before transferring to Ohio State from 2020-2021.
- Has been to the NCAA Tournament in each of her five seasons of eligibility.

2022 SEASON MATCH-BY-MATCH

Date	Opponent	SP	Attack			Set			Serve			Recept			Blocking			Team							
			K	E	TA	PCT	A	TA	PCT	SA	SE	TA	PCT	RE	TA	PCT	DIG	BS	BA	BE	TOTAL	BHE	POINTS	HIT%	SCORE
08/26/2022	Samford	*3	4	0	6	.667	34	78	.436	0	0	14	1.000	0	0	.000	6	0	3	0	3.0	0	5.5	.323	3-0
08/26/2022	Houston	2	1	1	6	.000	21	62	.339	0	0	7	1.000	0	0	.000	3	0	0	0	0.0	0	1.0	.221	1-3
08/27/2022	Rice	*5	4	0	13	.308	38	120	.317	1	0	10	1.000	0	0	.000	6	0	1	0	1.0	1	5.5	.171	2-3
09/02/2022	Troy	*3	1	0	6	.167	18	42	.429	2	0	8	1.000	0	1	1.000	1	0	1	0	1.0	0	3.5	.384	3-0
09/02/2022	Iowa St.	*3	1	0	5	.200	20	69	.290	0	0	6	1.000	0	0	.000	5	0	3	0	3.0	0	2.5	.170	3-0
09/03/2022	Penn St.	*1	0	0	0	.000	7	23	.304	0	0	0	.000	0	1	1.000	0	0	0	0	0.0	0	0.0	.222	0-3
09/09/2022	at Milwaukee	*4	7	0	11	.636	29	77	.377	1	0	8	1.000	0	0	.000	4	0	2	0	2.0	0	9.0	.333	3-1
09/10/2022	at Marquette	*4	5	1	10	.400	21	66	.318	2	0	9	1.000	0	1	1.000	10	0	2	0	2.0	0	8.0	.230	1-3
09/16/2022	vs Oregon St.	*3	5	0	7	.714	23	64	.359	1	1	6	.833	0	0	.000	5	0	1	0	1.0	0	6.5	.254	3-0
09/17/2022	at Tulane	*3	2	0	4	.500	23	48	.479	1	0	6	1.000	0	0	.000	3	0	0	0	0.0	0	3.0	.330	3-0
09/21/2022	Arkansas	*5	1	1	9	.000	38	97	.392	1	0	15	1.000	0	0	.000	19	0	3	0	3.0	0	3.5	.184	3-2
09/24/2022	at Kentucky	*5	4	1	7	.429	30	70	.429	0	1	7	.857	0	0	.000	3	0	6	0	6.0	1	7.0	.364	3-2
09/25/2022	at Kentucky	*3	3	1	9	.222	19	46	.413	0	1	3	.667	0	0	.000	1	0	1	0	1.0	0	3.5	.274	0-3
09/30/2022	Ole Miss	*5	4	1	9	.333	37	75	.493	0	2	8	.750	0	0	.000	2	0	3	0	3.0	1	5.5	.277	3-2
10/01/2022	Ole Miss	*5	6	0	11	.545	36	90	.400	2	1	7	.857	0	1	1.000	3	0	1	0	1.0	0	8.5	.220	2-3
10/05/2022	Auburn	*5	3	1	12	.167	30	94	.319	0	0	4	1.000	0	1	1.000	9	0	5	0	5.0	0	5.5	.202	3-2
10/08/2022	at Florida	*4	3	2	7	.143	25	83	.301	0	1	5	.800	0	1	1.000	3	0	0	0	0.0	0	3.0	.124	1-3
10/09/2022	at Florida	*5	4	0	7	.571	37	107	.346	1	1	6	.833	0	1	1.000	2	0	1	0	1.0	0	5.5	.168	2-3
10/19/2022	at Alabama	*3	1	0	2	.500	11	58	.190	0	0	3	1.000	0	0	.000	0	0	0	0	0.0	0	1.0	.135	3-2
10/23/2022	South Carolina	*3	2	1	7	.143	16	35	.457	0	0	0	.000	0	0	.000	5	0	3	0	3.0	0	3.5	.320	3-0
10/29/2022	Mississippi St.	*5	9	2	19	.368	24	76	.316	0	0	0	.000	0	1	1.000	6	0	5	0	5.0	0	11.5	.218	3-2
10/30/2022	Mississippi St.	*5	4	1	16	.188	22	72	.306	0	0	0	.000	0	0	.000	5	0	4	0	4.0	0	6.0	.167	2-3
11/05/2022	at Tennessee	*3	4	0	5	.800	13	42	.310	0	0	0	.000	0	0	.000	6	0	0	0	0.0	0	4.0	.208	0-3
11/06/2022	at Tennessee	*4	7	2	14	.357	20	65	.308	0	1	3	.667	0	0	.000	5	0	1	0	1.0	0	7.5	.080	1-3
11/12/2022	at Missouri	*5	5	0	5	1.000	35	105	.333	0	2	8	.750	0	0	.000	7	0	4	0	4.0	0	7.0	.257	3-2
11/16/2022	at Texas A&M	*4	5	0	12	.417	33	67	.493	1	1	5	.800	0	0	.000	7	0	4	0	4.0	1	8.0	.301	3-1
11/25/2022	Georgia	*3	3	2	10	.100	20	61	.328	0	0	1	1.000	0	0	.000	5	0	2	0	2.0	0	4.0	.120	0-3
11/26/2022	Georgia	*3	3	0	10	.300	19	54	.352	0	0	0	.000	0	0	.000	3	0	1	0	1.0	0	3.5	.179	0-3
Totals			106	101	17	.239	.351	699	1946	.359	13	12	149	.919	0	8	1.000	134	0	57	0	57.0	4	142.5	

Player Averages

Sets Played	Kills per set	Assists per set	Service aces per set	Digs per set	Blocks per set	Points per set
106	0.95	6.59	0.12	1.26	0.54	1.34

VONDRAN'S CAREER STATS

SEASON	TEAM	SM-MP	K	K/S	E	TA	PCT	A	A/S	SA	SA/S	SE	DIG	D/S	RE	BS	BA	TB	B/S	BE	BHE	PTS	PTS/S
2018-19	UD	12-9	0	0.00	0	5	.000	23	1.92	1	0.08	1	5	0.42	0	0	1	1	0.08	0	2	1.5	0.13
2019-20	UD	62-23	71	1.15	13	152	.382	281	4.53	2	0.03	3	34	0.55	0	1	26	27	0.44	3	3	87.0	1.40
2020-21	OSU	13-7	0	0.00	0	0	.000	2	0.15	3	0.23	0	9	0.69	0	0	0	0	0.00	0	0	3.0	0.23
2021-22	OSU	6-3	4	0.67	2	11	.182	50	8.33	1	0.17	1	6	1.00	0	1	2	3	0.50	0	0	7.0	1.17
2022-23	LSU	106-28	101	0.95	17	239	.351	699	6.59	13	0.12	12	134	1.26	0	0	57	57	0.54	0	4	142.5	1.34
TOTAL FOR LSU		106 - 28	101	0.95	17	239	.351	699	6.59	13	0.12	12	134	1.26	0	0	57	57	0.54	0	4	142.5	1.34
TOTAL		199 - 70	176	0.88	32	407	.354	1055	5.30	20	0.10	17	188	0.94	0	2	86	88	0.44	3	9	241.0	1.21



MADISON MARTIN

6

Defensive Specialist · 5-8 · Sophomore · 1L · Ormond Beach, Fla. (Mt. Carmel Academy)

SEASON HIGHS

Kills	NA
Attacks	NA
Hit % (Min. 10K)	NA
Assists	NA
Aces	1 at Missouri (11/12/22)
Digs	3 at Texas A&M (11/16/22)
Total Blocks	NA
Block Solos	NA
Block Assists	NA

CAREER HIGHS

Kills	NA
Attacks	NA
Assists	1 at Ole Miss (11/12/21)
Hit % (Min. 10K)	NA
Aces	3 vs. Sam Houston (09/11/21)
Digs	3 at Texas A&M (11/16/22)
Total Blocks	NA
Block Solos	NA
Block Assists	NA

Complete bio

Sophomore Season (2022)

- Logged three aces in a single match against Sam Houston State last season.
- Sister Mackenzie Martin is an outside hitter at Tulane.

2022 SEASON MATCH-BY-MATCH

Date	Opponent	SP	Attack			Set		Serve			Recept			Blocking				Team							
			K	E	TA	PCT	A	TA	PCT	SA	SE	TA	PCT	RE	TA	PCT	DIG	BS	BA	BE	TOTAL	BHE	POINTS	HIT%	SCORE
11/06/2022	at Tennessee	3	0	0	0	.000	0	1	.000	0	0	5	1.000	0	0	.000	0	0	0	0	0.0	0	0.0	.080	1-3
11/12/2022	at Missouri	4	0	0	0	.000	0	0	.000	1	1	9	.889	0	0	.000	2	0	0	0	0.0	0	1.0	.257	3-2
11/16/2022	at Texas A&M	4	0	0	0	.000	0	0	.000	0	0	5	1.000	0	0	.000	3	0	0	0	0.0	0	0.0	.301	3-1
11/25/2022	Georgia	3	0	0	0	.000	0	2	.000	0	0	4	1.000	0	0	.000	1	0	0	0	0.0	0	0.0	.120	0-3
11/26/2022	Georgia	1	0	0	0	.000	0	0	.000	0	0	2	1.000	0	0	.000	0	0	0	0	0.0	0	0.0	.179	0-3
Totals		15	0	0	0	.000	0	3	.000	1	1	25	.960	0	0	.000	6	0	0	0	0.0	0	1.0		

Player Averages

Sets Played	Kills per set	Assists per set	Service aces per set	Digs per set	Blocks per set	Points per set
15	0.00	0.00	0.07	0.40	0.00	0.07

MARTIN'S CAREER STATS

SEASON	TEAM	SM-MP	K	K/S	E	TA	PCT	A	A/S	SA	SA/S	SE	DIG	D/S	RE	BS	BA	TB	B/S	BE	BHE	PTS	PTS/S
2021-22	LSU	31-12	0	0.00	0	0	.000	1	0.03	3	0.10	2	7	0.23	0	0	0	0	0.00	0	0	3.0	0.10
2022-23	LSU	15-5	0	0.00	0	0	.000	0	0.00	1	0.07	1	6	0.40	0	0	0	0	0.00	0	0	1.0	0.07
TOTAL		46 - 17	0	0.00	0	0	.000	1	0.02	4	0.09	3	13	0.28	0	0	0	0	0.00	0	0	4.0	0.09



BRI ANDERSON

7

Outside Hitter · 5-9 · Freshman · HS · Gainesville, Fla. (Buchholz HS)

SEASON HIGHS

Kills	NA
Attacks	NA
Hit % (Min. 10K)	NA
Assists	1 vs. Houston (08/26/22)
Aces	2 vs. Samford (08/26/22)
Digs	1 vs. Rice (08/27/22) vs. Houston (08/26/22)
Total Blocks	NA
Block Solos	NA
Block Assists	NA

CAREER HIGHS

Kills	NA
Attacks	NA
Hit % (Min. 10K)	NA
Assists	1 vs. Houston (08/26/22)
Aces	2 vs. Samford (08/26/22)
Digs	1 vs. Rice (08/27/22) vs. Houston (08/26/22)
Total Blocks	NA
Block Solos	NA
Block Assists	NA

Complete bio

Freshman Season (2022)

- Was the 2019 Gainesville Large School Player of the Year.
- Father, Neal Anderson played college football at Florida and in the NFL for the Chicago Bears.

2022 SEASON MATCH-BY-MATCH

Date	Opponent	SP	Attack			Set		Serve			Receipt		Blocking				Team								
			K	E	TA	PCT	A	TA	PCT	SA	SE	TA	PCT	RE	TA	PCT	DIG	BS	BA	BE	TOTAL	BHE	POINTS	HIT%	SCORE
08/26/2022	Samford	3	0	0	0	.000	0	0	.000	2	1	7	.857	0	0	.000	0	0	0	0	0.0	0	2.0	.323	3-0
08/26/2022	Houston	3	0	0	0	.000	1	1	1.000	1	2	7	.714	0	0	.000	1	0	0	0	0.0	0	1.0	.221	1-3
08/27/2022	Rice	3	0	0	0	.000	0	0	.000	0	1	4	.750	0	0	.000	1	0	0	0	0.0	0	0.0	.171	2-3
09/02/2022	Troy	1	0	0	0	.000	0	0	.000	0	1	1	.000	0	0	.000	0	0	0	0	0.0	0	0.0	.384	3-0
09/02/2022	Iowa St.	1	0	0	0	.000	0	0	.000	1	1	4	.750	0	0	.000	0	0	0	0	0.0	0	1.0	.170	3-0
09/03/2022	Penn St.	1	0	0	0	.000	0	0	.000	0	0	1	1.000	0	0	.000	0	0	0	0	0.0	0	0.0	.222	0-3
Totals		12	0	0	0	.000	1	1	1.000	4	6	24	.750	0	0	.000	2	0	0	0	0.0	0	4.0		

Player Averages

Sets Played	Kills per set	Assists per set	Service aces per set	Digs per set	Blocks per set	Points per set
12	0.00	0.08	0.33	0.17	0.00	0.33

ANDERSON'S CAREER STATS

SEASON	TEAM	SM-MP	K	K/S	E	TA	PCT	A	A/S	SA	SA/S	SE	DIG	D/S	RE	BS	BA	TB	B/S	BE	BHE	PTS	PTS/S
2022-23	LSU	12-6	0	0.00	0	0	.000	1	0.08	4	0.33	6	2	0.17	0	0	0	0	0.00	0	0	4.0	0.33
TOTAL		12 - 6	0	0.00	0	0	.000	1	0.08	4	0.33	6	2	0.17	0	0	0	0	0.00	0	0	4.0	0.33



SANAA DOTSON

9

Outside Hitter · 6-0 · Senior · 1L · Houston, Texas (Oklahoma)

SEASON HIGHS

Kills	23 at Milwaukee (09/09/22)
Attacks	66 vs. Mississippi St. (10/29/22) vs. No. 20 Arkansas (09/21/22)
Hit % (Min. 10K)	.529 vs. Troy (09/02/22)
Assists	2 vs. Mississippi St. (10/30/22) vs. No. 21 Penn St. (09/03/22)
Aces	3, Four Times
Digs	15 vs. No. 21 Penn St. (09/03/22)
Total Blocks	7 vs. Troy (09/02/22)
Block Solos	1, Five Times
Block Assists	7 vs. Troy (09/02/22)

CAREER HIGHS

Kills	26 vs. TCU (03/27/21)*
Attacks	66 vs. Mississippi St. (10/29/22) No. 20 Arkansas (09/21/22)
Assists	2 vs. Mississippi St. (10/29/22) vs. No. 21 Penn St. (09/03/22)
Hit % (Min. 10K)	.581 vs. Alabama (09/25/21)
Aces	3, Four Times
Digs	15 vs. No. 21 Penn St. (09/03/22)
Total Blocks	7 vs. Troy (09/02/22)
Block Solos	1, 10 Times
Block Assists	7 vs. Troy (09/02/22)

* Includes matches played at Oklahoma

Complete bio

Sophomore Season (2022)

- Concluded regular season ranked No. 7 in the SEC with 3.67 kills per set.
- Has five 20-plus kill performances this season.
- Opened 2022 season with a double-double vs. Samford and has eight total on the season.
- Named SEC Offensive Player of the Week (Sept. 19) after averaging 5.00 kills/set at the Tulane Invitational.
- Father, Santana Dotson played 11 seasons as a defensive tackle in the NFL where he was the Defensive Rookie of the Year in 1992 (Buccaneers) won the Super Bowl XXXI with the Packers.

2022 SEASON MATCH-BY-MATCH

Date	Opponent	SP	Attack			Set			Serve			Recept			Blocking				Team					
			K	E	TA PCT	A	TA	PCT	SA	SE	TA	PCT	RE	TA	PCT	DIG	BS	BA	BE	TOTAL	BHE	POINTS	HIT%	SCORE
08/26/2022	Samford	*3	15	6	33 .273	0	6	.000	1	2	14 .857	0	10	1.000	11	0	1	0	1.0	0	16.5	.323	3-0	
08/26/2022	Houston	*4	16	6	42 .238	1	8	.125	0	3	17 .824	1	19	.947	9	0	0	0	0.0	0	16.0	.221	1-3	
08/27/2022	Rice	*5	21	6	47 .319	1	7	.143	3	3	21 .857	1	31	.968	9	1	0	0	1.0	0	25.0	.171	2-3	
09/02/2022	Troy	*3	9	0	17 .529	1	3	.333	0	3	9 .667	1	10	.900	3	0	7	0	7.0	0	12.5	.384	3-0	
09/02/2022	Iowa St.	*3	10	5	30 .167	0	5	.000	3	1	13 .923	0	7	1.000	5	0	0	0	0.0	0	13.0	.170	3-0	
09/03/2022	Penn St.	*3	13	4	35 .257	2	5	.400	0	3	11 .727	1	19	.947	15	0	4	0	4.0	0	15.0	.222	0-3	
09/09/2022	at Milwaukee	*4	23	7	54 .296	0	4	.000	0	4	16 .750	0	9	1.000	9	1	1	0	2.0	0	24.5	.333	3-1	
09/16/2022	at Marquette	*4	10	5	38 .132	0	3	.000	0	4	13 .692	1	20	.950	3	1	2	1	3.0	0	12.0	.230	1-3	
09/16/2022	vs Oregon St.	*3	14	2	37 .324	0	2	.000	1	1	9 .889	0	7	1.000	9	0	0	0	0.0	0	15.0	.254	3-0	
09/17/2022	at Tulane	*3	16	5	34 .324	0	4	.000	1	2	10 .800	2	8	.750	9	0	0	0	0.0	0	17.0	.330	3-0	
09/21/2022	Arkansas	*5	20	9	66 .167	1	5	.200	2	6	16 .625	0	32	1.000	12	0	1	0	1.0	0	22.5	.184	3-2	
09/24/2022	at Kentucky	*5	20	1	44 .432	0	2	.000	1	6	23 .739	2	20	.900	9	0	0	0	0.0	0	21.0	.364	3-2	
09/25/2022	at Kentucky	*3	8	7	26 .038	0	3	.000	1	5	15 .667	0	16	1.000	1	0	1	1	1.0	0	9.5	.274	0-3	
09/30/2022	Ole Miss	*5	16	4	38 .316	0	2	.000	0	0	18 1.000	5	24	.792	7	0	1	0	1.0	0	16.5	.277	3-2	
10/01/2022	Ole Miss	*5	16	6	61 .164	0	5	.000	0	1	16 .938	0	17	1.000	13	0	2	0	2.0	0	17.0	.220	2-3	
10/05/2022	Auburn	*5	22	7	60 .250	0	7	.000	0	2	15 .867	0	29	1.000	13	0	3	0	3.0	0	23.5	.202	3-2	
10/08/2022	at Florida	*4	15	10	54 .093	0	1	.000	1	1	12 .917	1	19	.947	10	0	2	0	2.0	0	17.0	.124	1-3	
10/09/2022	at Florida	*5	18	9	63 .143	1	7	.143	0	1	15 .933	0	14	1.000	6	1	0	0	1.0	0	19.0	.168	2-3	
10/19/2022	at Alabama	*5	18	10	46 .174	1	3	.333	1	4	14 .714	1	20	.950	14	0	4	1	4.0	0	21.0	.135	3-2	
10/23/2022	South Carolina	*3	15	2	28 .464	0	3	.000	1	0	6 1.000	0	5	1.000	6	0	0	0	0.0	0	16.0	.320	3-0	
10/29/2022	Mississippi St.	*5	9	7	57 .035	1	8	.125	0	0	10 1.000	1	20	.950	11	0	3	1	3.0	0	10.5	.218	3-2	
10/30/2022	Mississippi St.	*5	18	8	66 .152	2	6	.333	3	1	19 .947	0	17	1.000	12	0	2	1	2.0	0	22.0	.167	2-3	
11/05/2022	at Tennessee	*3	7	3	25 .160	1	3	.333	2	1	8 .875	0	13	1.000	10	0	1	0	1.0	0	9.5	.208	0-3	
11/06/2022	at Tennessee	*4	10	10	42 .000	0	2	.000	0	1	10 .900	1	19	.947	8	0	2	1	2.0	0	11.0	.080	1-3	
11/12/2022	at Missouri	*5	15	4	51 .216	0	4	.000	3	2	26 .923	2	28	.929	9	0	1	0	1.0	0	18.5	.257	3-2	
11/16/2022	at Texas A&M	*4	12	3	42 .214	1	4	.250	1	2	14 .857	4	38	.895	7	1	0	0	1.0	0	14.0	.301	3-1	
11/25/2022	Georgia	*3	12	5	40 .175	0	6	.000	0	2	12 .833	0	10	1.000	9	0	0	0	0.0	0	12.0	.120	0-3	
11/26/2022	Georgia	*3	13	8	42 .119	0	0	.000	0	1	9 .889	0	18	1.000	6	0	1	0	0.0	0	13.0	.179	0-3	
Totals			112	411	159	1218	.207	13	118	.110	25	62	391	.841	24	499	.952	245	5	38	7	43.0	0	460.0

Player Averages

Sets Played	Kills per set	Assists per set	Service aces per set	Digs per set	Blocks per set	Points per set
112	3.67	0.12	0.22	2.19	0.38	4.11

DOTSON'S CAREER STATS

SEASON	TEAM	SM-MP	K	K/S	E	TA	PCT	A	A/S	SA	SA/S	SE	DIG	D/S	RE	BS	BA	TB	B/S	BE	BHE	PTS	PTS/S
2019-20	OU	50-17	92	1.84	41	305	.167	1	0.02	1	0.02	5	23	0.46	1	2	17	19	0.38	2	0	103.5	2.07
2020-21	OU	64-18	215	3.36	96	560	.213	2	0.03	6	0.09	35	81	1.27	22	1	26	27	0.42	1	0	235.0	3.67
2021-22	LSU	78-24	181	2.32	70	503	.221	1	0.01	1	0.01	1	24	0.31	13	2	18	20	0.26	1	0	193.0	2.47
2022-23	LSU	112-28	411	3.67	159	1218	.207	13	0.12	25	0.22	62	245	2.19	24	5	38	43	0.38	7	0	460.0	4.11
TOTAL FOR LSU	190 - 52	592	3.12	229	1721	.211	14	0.07	26	0.14	63	269	1.42	37	7	56	63	0.33	8	0	653.0	3.44	
TOTAL	304 - 87	899	2.96	366	2586	.206	17	0.06	33	0.11	103	373	1.23	60	10	99	109	0.36	11	0	991.5	3.26	



JILL BOHNET

10

Defensive Specialist • 5-4 • Senior • 3L • The Woodlands, Texas (College Park HS)

SEASON HIGHS

Kills	1 vs. Mississippi St. (10/29/22) vs. Rice (08/27/22)
Attacks	2 vs. Auburn (10/05/22) vs. Rice (08/27/22)
Hit % (Min. 10K)	NA
Assists	3 vs. Auburn (10/05/22)
Aces	2 at Tennessee (11/06/22) vs. Oregon State (09/16/22)
Digs	26 vs. Mississippi St. (10/29/22)
Total Blocks	NA
Block Solos	NA
Block Assists	NA

CAREER HIGHS

Kills	1, Four times
Attacks	2 vs. Auburn (10/05/22) vs. Rice (08/27/22)
Hit % (Min. 10K)	NA
Assists	3, Four Times
Aces	5 vs. Arizona St. (08/31/19)
Digs	26 vs. Mississippi St. (10/29/22)
Total Blocks	NA
Block Solos	NA
Block Assists	NA

Complete bio

Senior Season (2022)

- Already has a job lined up at the conclusion of school this spring with Ovintiv as an engineer.
- Logged a career-high 26 digs in five-set victory over Mississippi St. (Oct. 29).
- Registered 10 or more digs in seven of the last 11 matches, including consecutive matches with 20 or more kills (Oct. 29-30).
- Had a four-match streak with an ace from Oct. 9-29.
- Averaged 3.25 digs per set at the Tiger Classic to open 2022 season.
- Both parents attended LSU.

2022 SEASON MATCH-BY-MATCH

Date	Opponent	Attack			Set			Serve			Recept			Blocking			Team								
		SP	K	E TA PCT	A	TA	PCT	SA	SE	TA	PCT	RE	TA	PCT	DIG	BS	BA	BE	TOTAL	BHE	POINTS	HIT%	SCORE		
08/26/2022	Samford	3	0	0	0	.000	2	2	1.000	0	1	14	.929	0	11	1.000	4	0	0	0	0.0	0	0.0	.323	3-0
08/26/2022	Houston	4	0	0	0	.000	0	4	.000	1	0	18	1.000	2	9	.778	19	0	0	1	0.0	0	1.0	.221	1-3
08/27/2022	Rice	5	1	0	2	.500	1	2	5.00	0	0	14	1.000	1	13	.923	16	0	0	0	0.0	0	1.0	.171	2-3
09/02/2022	Troy	3	0	0	0	.000	0	1	1.000	1	1	13	.923	0	4	1.000	6	0	0	0	0.0	0	1.0	.384	3-0
09/02/2022	Iowa St.	3	0	0	1	.000	1	1	1.000	1	0	17	1.000	0	9	1.000	8	0	0	0	0.0	0	1.0	.170	3-0
09/03/2022	Penn St.	3	0	0	0	.000	0	3	.000	0	0	14	1.000	0	18	1.000	13	0	0	0	0.0	0	0.0	.222	0-3
09/09/2022	at Milwaukee	4	0	0	0	.000	2	3	.667	1	2	20	.900	1	10	.900	14	0	0	0	0.0	0	1.0	.333	3-1
09/10/2022	at Marquette	4	0	0	0	.000	1	1	1.000	0	0	11	1.000	0	7	1.000	7	0	0	0	0.0	0	0.0	.230	1-3
09/16/2022	vs Oregon St.	3	0	0	0	.000	2	4	.500	2	3	11	.727	0	9	1.000	4	0	0	0	0.0	0	2.0	.254	3-0
09/17/2022	at Tulane	3	0	0	0	.000	1	2	5.00	0	0	9	1.000	0	14	1.000	9	0	0	0	0.0	0	0.0	.330	3-0
09/21/2022	Arkansas	5	0	0	1	.000	0	2	2.00	0	1	20	.950	1	19	.947	8	0	0	0	0.0	0	0.0	.184	3-2
09/24/2022	at Kentucky	*5	0	0	0	.000	2	4	.500	1	1	17	.941	0	14	1.000	8	0	0	0	0.0	0	1.0	.364	3-2
09/25/2022	at Kentucky	*3	0	0	0	.000	0	0	.000	0	0	13	1.000	4	29	.862	9	0	0	0	0.0	0	0.0	.274	0-3
09/30/2022	Ole Miss	5	0	0	0	.000	0	3	.000	0	1	24	.958	0	9	1.000	10	0	0	0	0.0	0	0.0	.277	3-2
10/01/2022	Ole Miss	*5	0	0	0	.000	1	5	2.00	0	0	18	1.000	2	15	.867	7	0	0	0	0.0	0	0.0	.220	2-3
10/05/2022	Auburn	5	0	0	2	.000	3	8	.375	0	1	16	.938	1	16	.938	24	0	0	0	0.0	0	0.0	.202	3-2
10/08/2022	at Florida	*4	0	0	0	.000	0	2	2.00	0	1	13	.923	1	12	.917	12	0	1	0	0.0	0	0.0	.124	1-3
10/09/2022	at Florida	*5	0	0	0	.000	0	2	2.00	1	1	18	.944	3	23	.870	15	0	0	0	0.0	0	1.0	.168	2-3
10/19/2022	at Alabama	*5	0	0	0	.000	0	2	2.00	1	0	13	1.000	1	23	.957	18	0	0	0	0.0	0	1.0	.135	3-2
10/23/2022	South Carolina	3	0	0	0	.000	0	0	.000	1	0	19	1.000	0	14	1.000	8	0	0	0	0.0	0	1.0	.320	3-0
10/29/2022	Mississippi St.	*5	1	0	1	1.000	2	6	.333	1	2	26	.923	1	10	.900	26	0	0	0	0.0	0	2.0	.218	3-2
10/30/2022	Mississippi St.	*5	0	0	0	.000	1	4	.250	0	0	17	1.000	0	5	1.000	21	0	0	0	0.0	0	0.0	.167	2-3
11/05/2022	at Tennessee	1	0	0	0	.000	1	2	.500	0	0	6	1.000	1	4	.750	4	0	0	0	0.0	0	0.0	.208	0-3
11/06/2022	at Tennessee	*4	0	0	0	.000	0	1	.000	2	0	12	1.000	1	17	.941	9	0	0	0	0.0	0	2.0	.080	1-3
11/12/2022	at Missouri	*5	0	0	1	.000	0	1	.000	1	0	14	1.000	0	5	1.000	9	0	0	0	0.0	0	1.0	.257	3-2
11/16/2022	at Texas A&M	*4	0	1	1	-1.000	1	4	.250	0	0	18	1.000	0	2	1.000	16	0	0	0	0.0	0	0.0	.301	3-1
11/25/2022	Georgia	*3	0	0	0	.000	2	5	4.00	0	0	15	1.000	1	17	.941	13	0	0	0	0.0	0	0.0	.120	0-3
11/26/2022	Georgia	*3	0	0	0	.000	0	2	.000	0	2	13	.846	1	15	.933	13	0	0	0	0.0	0	0.0	.179	0-3
Totals		110	2	1	9	.111	23	76	.303	14	17	433	.961	22	353	.938	330	0	0	2	0.0	0	16.0		

Player Averages

Sets Played	Kills per set	Assists per set	Service aces per set	Digs per set	Blocks per set	Points per set
110	0.02	0.21	0.13	3.00	0.00	0.15

BOHNET'S CAREER STATS

SEASON	TEAM	SM-MP	K	K/S	E	TA	PCT	A	A/S	SA	SA/S	SE	DIG	D/S	RE	BS	BA	TB	B/S	BE	BHE	PTS	PTS/S
2019-20	LSU	47-18	0	0.00	0	1	.000	4	0.09	10	0.21	9	72	1.53	3	0	0	0	0.00	0	0	10.0	0.21
2020-21	LSU	86-22	1	0.01	0	3	.333	22	0.26	6	0.07	8	137	1.59	12	0	0	0	0.00	0	0	7.0	0.08
2021-22	LSU	83-25	1	0.01	0	1	1.000	8	0.10	4	0.05	4	99	1.19	5	0	0	0	0.00	0	0	5.0	0.06
2022-23	LSU	110-28	2	0.02	1	9	.111	23	0.21	14	0.13	17	330	3.00	22	0	0	0	0.00	2	0	16.0	0.15
TOTAL		326 - 93	4	0.01	1	14	.214	57	0.17	34	0.10	38	638	1.96	42	0	0	0	0.00	2	0	38.0	0.12



ANITA ANWUSI

11

Middle Blocker · 6-3 · Senior · 3L · Houston, Texas (Alief Hastings HS)

SEASON HIGHS

Kills	13 vs. Mississippi St. (10/30/22) vs. Ole Miss (10/01/22)
Attacks	26, Three Times
Hit % (Min. 10K)	.643 vs. Ole Miss (09/30/22)
Assists	1, Three Times
Aces	NA
Digs	2, Three Times
Total Blocks	9 vs. Mississippi St. (10/29/22) at Alabama (10/19/22)
Block Solos	2, Three Times
Block Assists	8 vs. Mississippi St. (10/29/22) at Alabama (10/19/22)

CAREER HIGHS

Kills	16 at Ole Miss (11/12/21)
Attacks	27 vs. Mississippi St. (10/21/20)
Hit % (Min. 10K)	.643 vs. Ole Miss (09/30/22)
Assists	1, Six Times
Aces	NA
Digs	2, Nine Times
Total Blocks	9, Four Times
Block Solos	4 at Tennessee (03/24/21)
Block Assists	9 vs. Troy (09/18/21)

Complete bio

Senior Season (2022)

- Logged a career-high .643 hitting percentage (Sept. 30) and a season-high 13 kills vs. Ole Miss (Oct. 1) and vs. Mississippi St. (Oct. 30).
- Tabbed to the Tulane Invitational All-Tournament Team.
- Named to the 2022 Preseason All-SEC Team.
- Anwusi's .346 hitting percentage in 2021 ranks No. 10 in the program's single-season record book.

2022 SEASON MATCH-BY-MATCH

Date	Opponent	SP	Attack			Set			Serve			Recept			Blocking			Team							
			K	E	TA	PCT	A	TA	PCT	SA	SE	TA	PCT	RE	TA	PCT	DIG	BS	BA	BE	TOTAL	BHE	POINTS	HIT%	SCORE
08/26/2022	Samford	*3	7	1	11	.545	0	0	.000	0	0	.000	0	3	1.000	0	1	3	0	4.0	0	9.5	.323	3-0	
08/26/2022	Houston	*4	8	3	14	.357	0	1	.000	0	0	.000	0	1	1.000	1	0	3	0	3.0	0	9.5	.221	1-3	
08/27/2022	Rice	*5	6	6	19	.000	0	1	.000	0	0	.000	0	0	.000	0	0	5	1	5.0	0	8.5	.171	2-3	
09/02/2022	Troy	*3	5	2	9	.333	0	1	.000	0	0	.000	0	0	.000	0	1	2	0	3.0	0	7.0	.384	3-0	
09/02/2022	Iowa St.	*3	7	3	16	.250	0	1	.000	0	0	.000	0	0	.000	1	0	4	0	4.0	0	9.0	.170	3-0	
09/03/2022	Penn St.	*3	4	3	15	.067	0	2	.000	0	0	.000	0	0	.000	1	1	2	0	3.0	0	6.0	.222	0-3	
09/09/2022	at Milwaukee	*4	3	2	13	.077	1	2	.500	0	0	1.000	0	0	.000	1	1	1	1	2.0	0	4.5	.333	3-1	
09/10/2022	at Marquette	*4	6	3	15	.200	0	1	.000	0	0	.000	0	0	.000	0	2	3	1	5.0	0	9.5	.230	1-3	
09/16/2022	vs Oregon St.	*3	5	2	11	.273	0	1	.000	0	0	.000	0	3	1.000	0	1	2	0	3.0	0	7.0	.254	3-0	
09/17/2022	at Tulane	*3	5	1	11	.364	0	1	.000	0	0	.000	0	0	.000	0	1	1	0	2.0	0	6.5	.330	3-0	
09/21/2022	Arkansas	*5	11	5	22	.273	0	1	.000	0	0	.000	0	0	.000	0	1	7	1	8.0	0	15.5	.184	3-2	
09/24/2022	at Kentucky	*5	5	3	14	.143	0	0	.000	0	0	.000	0	1	1.000	1	2	6	0	8.0	0	10.0	.364	3-2	
09/25/2022	at Kentucky	*3	7	2	13	.385	0	0	.000	0	0	.000	0	0	.000	1	0	2	1	2.0	0	8.0	.274	0-3	
09/30/2022	Ole Miss	*5	10	1	14	.643	0	1	.000	0	0	.000	0	0	.000	2	1	6	0	7.0	0	14.0	.277	3-2	
10/01/2022	Ole Miss	*5	13	4	26	.346	0	2	.000	0	0	.000	0	0	.000	1	1	3	0	4.0	0	15.5	.220	2-3	
10/05/2022	Auburn	*5	7	2	16	.313	0	1	.000	0	0	.000	0	0	.000	2	0	6	0	6.0	0	10.0	.202	3-2	
10/08/2022	at Florida	*4	6	5	14	.071	1	2	.500	0	0	.000	0	0	.000	0	0	1	0	1.0	0	6.5	.124	1-3	
10/09/2022	at Florida	*5	12	3	20	.450	0	0	.000	0	0	.000	0	0	.000	1	0	4	0	4.0	0	14.0	.168	2-3	
10/19/2022	at Alabama	*5	10	5	26	.192	0	0	.000	0	0	.000	0	0	.000	1	1	8	0	9.0	0	15.0	.135	3-2	
10/23/2022	South Carolina	*3	3	0	12	.250	0	1	.000	0	0	.000	0	1	1.000	0	1	3	0	4.0	0	5.5	.320	3-0	
10/29/2022	Mississippi St.	*5	9	2	17	.412	0	0	.000	0	0	.000	0	0	.000	0	1	8	0	9.0	0	14.0	.218	3-2	
10/30/2022	Mississippi St.	*5	13	3	26	.385	0	3	.000	0	0	.000	0	0	.000	0	1	4	0	5.0	0	16.0	.167	2-3	
11/05/2022	at Tennessee	*3	5	3	13	.154	0	0	.000	0	0	.000	0	0	.000	2	2	0	0	2.0	0	7.0	.208	0-3	
11/06/2022	at Tennessee	*4	4	3	13	.077	0	0	.000	0	0	.000	0	0	.000	0	0	5	0	5.0	0	6.5	.080	1-3	
11/12/2022	at Missouri	*5	10	0	21	.476	0	1	.000	0	0	.000	0	0	.000	0	0	6	0	6.0	0	13.0	.257	3-2	
11/16/2022	at Texas A&M	*4	12	2	20	.500	0	2	.000	0	0	.000	0	0	.000	0	0	4	0	4.0	0	14.0	.301	3-1	
11/25/2022	Georgia	*3	7	4	17	.176	0	0	.000	0	0	.000	0	1	1.000	1	0	4	0	4.0	0	9.0	.120	0-3	
11/26/2022	Georgia	*3	6	3	11	.273	1	1	1.000	0	0	.000	0	0	.000	0	1	3	0	4.0	0	8.5	.179	0-3	
Totals			112	206	76	.449	.290	3	.26	.115	0	0	1	1.000	0	10	1.000	17	20	106	5	126.0	0	279.0	

Player Averages

Sets Played	Kills per set	Assists per set	Service aces per set	Digs per set	Blocks per set	Points per set
112	1.84	0.03	0.00	0.15	1.13	2.49

ANWUSI'S CAREER STATS

SEASON	TEAM	SM-MP	K	K/S	E	TA	PCT	A	A/S	SA	SA/S	SE	DIG	D/S	RE	BS	BA	TB	B/S	BE	BHE	PTS	PTS/S
2019-20	LSU	51-20	47	0.92	25	120	.183	2	0.04	0	0.00	0	3	0.06	0	3	54	57	1.12	3	1	77.0	1.51
2020-21	LSU	77-22	108	1.40	45	261	.241	1	0.01	0	0.00	0	15	0.19	0	16	35	51	0.66	4	0	141.5	1.84
2021-22	LSU	88-23	148	1.68	42	306	.346	0	0.00	0	0.00	1	12	0.14	2	14	88	102	1.16	5	0	206.0	2.34
2022-23	LSU	112-28	206	1.84	76	449	.290	3	0.03	0	0.00	0	17	0.15	0	20	106	126	1.13	5	0	279.0	2.49
TOTAL		328 - 93	509	1.55	188	1136	.283	6	0.02	0	0.00	1	47	0.14	2	53	283	336	1.02	17	1	703.5	2.14



ALIA WILLIAMS

12

Middle Block • 6-1 • Junior • 1L • Houston, Texas (Kingwood Park HS)

SEASON HIGHS

Kills	14 at No. 15 Florida (10/08/22)
Attacks	27 vs. Mississippi St. (10/30/22)
Hit % (Min. 10K)	.583 at No.23Marquette (09/10/22) at Milwaukee (09/09/22)
Assists	2 vs. Georgia (11/25/22) at Tennessee (11/06/22)
Aces	1, Five Times
Digs	5 at Tulane (09/17/22)
Total Blocks	6, Four Times
Block Solos	2 at Tennessee (11/06/22) at No. 15 Kentucky (09/25/22)
Block Assists	6 vs. Troy (09/02/22)

CAREER HIGHS

Kills	14 at No. 15 Florida (10/08/22)
Attacks	27 vs. Mississippi St. (10/29/22)
Hit % (Min. 10K)	.583 at No.23Marquette (09/10/22) at Milwaukee (09/09/22)
Assists	20 at Tennessee (03/25/21)
Aces	2 at Missouri (01/30/21)
Digs	6 at Missouri (01/30/21)
Total Blocks	6, Four Times
Block Solos	2 at Tennessee (11/06/22) at No. 15 Kentucky (09/25/22)
Block Assists	6 vs. Troy (09/02/22)

Complete bio

Junior Season (2022)

- Hit a career-high .583 in back-to-back matches at Milwaukee and No. 23 Marquette (Sept. 9-10).
- Logged a career-best 14 kills at No. 15 Florida (Oct. 8) and two solo blocks at No. 15 Kentucky (Sept. 25) and at Tennessee (Nov. 6).
- Recorded a career-high six blocks four times this season.
- Has seen playing time at the middle blocker and setter position for the Tigers.

2022 SEASON MATCH-BY-MATCH

Date	Opponent	SP	Attack			Set		Serve			Receipt			Blocking				Team							
			K	E	TA	PCT	A	TA	PCT	SA	SE	TA	PCT	RE	TA	PCT	DIG	BS	BA	BE	TOTAL	BHE	POINTS	HIT%	SCORE
08/26/2022	Samford	*3	4	1	7	.429	0	2	.000	0	0	3	1.000	0	0	.000	0	0	4	0	4.0	0	6.0	.323	3-0
08/26/2022	Houston	*4	7	4	15	.200	0	5	.000	0	1	8	.875	0	0	.000	3	0	0	0	0.0	0	7.0	.221	1-3
08/27/2022	Rice	*5	2	2	6	.000	0	3	.000	0	2	13	.846	0	1	1.000	1	0	3	0	3.0	0	3.5	.171	2-3
09/02/2022	Troy	*3	3	0	4	.750	0	0	.000	0	0	3	1.000	0	0	.000	1	0	6	0	6.0	0	6.0	.384	3-0
09/02/2022	Iowa St.	*3	5	1	7	.571	0	0	.000	0	1	5	.800	0	1	1.000	0	1	2	0	3.0	0	7.0	.170	3-0
09/03/2022	Penn St.	*3	5	1	11	.364	0	2	.000	0	0	12	1.000	0	0	.000	3	1	5	0	6.0	0	8.5	.222	0-3
09/09/2022	at Milwaukee	*4	7	0	12	.583	0	1	.000	0	0	4	1.000	0	0	.000	3	0	4	0	4.0	0	9.0	.333	3-1
09/10/2022	at Marquette	*4	8	1	12	.583	0	3	.000	0	3	12	.750	0	1	1.000	3	1	3	0	4.0	0	10.5	.230	1-3
09/16/2022	vs Oregon St.	*3	6	0	15	.400	0	1	.000	0	0	7	1.000	0	1	1.000	2	1	0	0	1.0	0	7.0	.254	3-0
09/17/2022	at Tulane	*3	3	2	9	.111	0	2	.000	0	1	13	.923	1	2	.500	5	1	1	0	2.0	0	4.5	.330	3-0
09/21/2022	Arkansas	*5	6	2	18	.222	1	7	.143	0	3	10	.700	0	0	.000	1	0	3	1	3.0	0	7.5	.184	3-2
09/24/2022	at Kentucky	*5	6	1	16	.313	0	2	.000	0	1	16	.938	0	0	.000	1	0	1	0	1.0	0	6.5	.364	3-2
09/25/2022	at Kentucky	*3	3	1	7	.286	0	0	.000	0	3	7	.571	0	0	.000	0	2	3	0	5.0	0	6.5	.274	0-3
09/30/2022	Ole Miss	*5	7	1	14	.429	0	1	.000	0	2	12	.833	0	0	.000	1	0	1	1	1.0	0	7.5	.277	3-2
10/01/2022	Ole Miss	*5	9	2	23	.304	0	3	.000	1	0	9	1.000	0	0	.000	2	0	4	0	4.0	1	12.0	.220	2-3
10/05/2022	Auburn	*5	4	4	16	.000	0	1	.000	0	1	6	.833	0	0	.000	1	0	4	0	4.0	0	6.0	.202	3-2
10/08/2022	at Florida	*4	14	2	21	.571	0	2	.000	0	1	5	.800	0	0	.000	1	0	3	0	3.0	0	15.5	.124	1-3
10/09/2022	at Florida	*5	7	3	16	.250	1	1	1.000	0	0	5	1.000	0	0	.000	2	1	5	0	6.0	0	10.5	.168	2-3
10/19/2022	at Alabama	*5	4	4	17	.000	0	0	.000	0	1	10	.900	0	0	.000	4	1	5	1	6.0	0	7.5	.135	3-2
10/23/2022	South Carolina	*3	4	1	10	.300	0	1	.000	0	1	5	.800	0	0	.000	1	0	4	0	4.0	0	6.0	.320	3-0
10/29/2022	Mississippi St.	*5	6	5	24	.042	0	5	.000	1	2	10	.800	0	0	.000	1	0	1	1	1.0	0	7.5	.218	3-2
10/30/2022	Mississippi St.	*5	7	2	27	.185	1	5	.200	1	0	8	1.000	0	0	.000	3	0	5	0	5.0	0	10.5	.167	2-3
11/05/2022	at Tennessee	*3	2	4	9	-.222	0	1	.000	0	0	3	1.000	0	0	.000	0	0	1	0	1.0	0	2.5	.208	0-3
11/06/2022	at Tennessee	*4	6	3	17	.176	2	2	1.000	0	0	6	1.000	0	1	1.000	0	2	0	0	2.0	0	8.0	.080	1-3
11/12/2022	at Missouri	*5	10	3	18	.389	0	3	.000	0	0	8	1.000	0	3	1.000	2	0	3	0	3.0	0	11.5	.257	3-2
11/16/2022	at Texas A&M	*4	9	2	20	.350	0	1	.000	1	2	8	.750	0	0	.000	2	0	2	0	2.0	0	11.0	.301	3-1
11/25/2022	Georgia	*3	1	3	13	-.154	0	2	.000	0	2	6	.667	0	2	1.000	0	1	4	0	5.0	0	4.0	.120	0-3
11/26/2022	Georgia	*3	2	2	7	.000	0	1	.000	1	0	11	1.000	0	3	1.000	2	0	2	0	2.0	0	4.0	.179	0-3
Totals			112	157	57	391	.256	5	57	.088	5	27	225	.880	1	15	.933	45	12	79	4	91.0	1	213.5	

Player Averages

Sets Played	Kills per set	Assists per set	Service aces per set	Digs per set	Blocks per set	Points per set
112	1.40	0.04	0.04	0.40	0.81	1.91

WILLIAMS' CAREER STATS

SEASON	TEAM	SM-MP	K	K/S	E	TA	PCT	A	A/S	SA	SA/S	SE	DIG	D/S	RE	BS	BA	TB	B/S	BE	BHE	PTS	PTS/S
2020-21	LSU	32-15	23	0.72	8	73	.205	20	0.63	4	0.13	6	13	0.41	0	2	14	16	0.50	2	1	36.0	1.13
2021-22	LSU	1-1	0	0.00	0	0	.000	2	2.00	0	0.00	0	0	0.00	0	0	0	0	0.00	0	0	0.0	0.00
2022-23	LSU	112-28	157	1.40	57	391	.256	5	0.04	5	0.04	27	45	0.40	1	12	79	91	0.81	4	1	213.5	1.91
TOTAL		145 - 44	180	1.24	65	464	.248	27	0.19	9	0.06	33	58	0.40	1	14	93	107	0.74	6	2	249.5	1.72



ALLEE MORRIS

14

Middle Blocker · 6-4 · Senior · 3L · Covington, La. (Archbishop Hannan HS)

SEASON HIGHS

Kills	2 vs. Georgia (11/25/22)
Attacks	3 vs. Georgia (11/25/22) vs. Troy (09/02/22)
Hit % (Min. 10K)	NA
Assists	NA
Aces	NA
Digs	NA
Total Blocks	2 vs. Troy (09/02/22)
Block Solos	NA
Block Assists	2 vs. Troy (09/02/22)

CAREER HIGHS

Kills	13 at Tennessee (10/11/19)
Attacks	26 at Tennessee (10/11/19)
Assists	1; Four Times
Hit % (Min. 10K)	.909 vs. Texas A&M (11/21/21)
Aces	2 at Georgia (11/26/21)
Digs	2 at Georgia (11/27/21)
Total Blocks	8 at Ole Miss (11/12/21)
Block Solos	4 at Tennessee (10/11/19)
Block Assists	8 at Ole Miss (11/12/21)

Complete bio

Senior Season (2022)

- Turned in career-highs in blocks, aces and digs in the 2021 season.
- Morris' .909 hitting percentage vs. Texas A&M last season is tied for No. 2 as the highest hitting percentage in a single match in the LSU record book.

2022 SEASON MATCH-BY-MATCH

Date	Opponent	SP	Attack			Set		Serve			Receipt		Blocking				Team								
			K	E	TA	PCT	A	TA	PCT	SA	SE	TA	PCT	RE	TA	PCT	DIG	BS	BA	BE	TOTAL	BHE	POINTS	HIT%	SCORE
09/02/2022	Troy	1	1	1	3	.000	0	0	.000	0	0	0	.000	0	0	.000	0	0	2	0	2.0	0	2.0	.384	3-0
11/25/2022	Georgia	1	2	1	3	.333	0	0	.000	0	0	0	.000	0	0	.000	0	0	0	0	0.0	0	2.0	.120	0-3
Totals		2	3	2	6	.167	0	0	.000	0	0	0	.000	0	0	.000	0	0	2	0	2.0	0	4.0		

Player Averages

Sets Played	Kills per set	Assists per set	Service aces per set	Digs per set	Blocks per set	Points per set
2	1.50	0.00	0.00	0.00	1.00	2.00

MORRIS' CAREER STATS

SEASON	TEAM	SM-MP	K	K/S	E	TA	PCT	A	A/S	SA	SA/S	SE	DIG	D/S	RE	BS	BA	TB	B/S	BE	BHE	PTS	PTS/S
2019-20	LSU	65-19	93	1.43	35	227	.256	0	0.00	0	0.00	0	7	0.11	0	8	52	60	0.92	3	1	127.0	1.95
2020-21	LSU	31-13	27	0.87	25	93	.022	1	0.03	1	0.03	10	3	0.10	0	6	17	23	0.74	1	0	42.5	1.37
2021-22	LSU	80-23	70	0.88	34	175	.206	3	0.04	3	0.04	10	10	0.13	0	11	64	75	0.94	3	0	116.0	1.45
2022-23	LSU	2-2	3	1.50	2	6	.167	0	0.00	0	0.00	0	0	0.00	0	0	2	2	1.00	0	0	4.0	2.00
TOTAL		178 - 57	193	1.08	96	501	.194	4	0.02	4	0.02	20	20	0.11	0	25	135	160	0.90	7	1	289.5	1.63



BRI ZAMORA

15

DS/Libero • 5-4 • Freshman • HS • League City, Texas (Clear Creek HS)

SEASON HIGHS

Kills	NA
Attacks	NA
Hit % (Min. 10K)	NA
Assists	1 at No. 15 Kentucky (09/25/22)
Aces	2, Three Times
Digs	4 at Alabama (10/19/22)
Total Blocks	NA
Block Solos	NA
Block Assists	NA

CAREER HIGHS

Kills	NA
Attacks	NA
Hit % (Min. 10K)	NA
Assists	1 at No. 15 Kentucky (09/25/22)
Aces	2, Three Times
Digs	4 at Alabama (10/19/22)
Total Blocks	NA
Block Solos	NA
Block Assists	NA

Complete bio

Freshman Season (2022)

- Logged a season-high two aces vs. Ole Miss (Sept. 30), at Alabama (Oct. 19) and vs. Mississippi St. (Oct. 29).
- Recorded first career ace against Oregon State (Sept. 16), and first career assist at No. 15 Kentucky (Sept. 25).
- Was an AVCA Best and Brightest Team selection.

2022 SEASON MATCH-BY-MATCH

Date	Opponent	Attack				Set			Serve			Recept		Blocking				Team							
		SP	K	E	TA	PCT	A	TA	PCT	SA	SE	TA	PCT	RE	TA	PCT	DIG	BS	BA	BE	TOTAL	BHE	POINTS	HIT%	SCORE
09/02/2022	Troy	3	0	0	0	.000	0	0	.000	0	0	1	1.000	0	0	.000	0	0	0	0	0	0	0.0	.384	3-0
09/09/2022	at Milwaukee	4	0	0	0	.000	0	0	.000	0	1	10	.900	0	0	.000	3	0	0	0	0	0	0.0	.333	3-1
09/16/2022	vs Oregon St.	1	0	0	0	.000	0	0	.000	1	2	4	.500	0	0	.000	0	0	0	0	0	0	1.0	.254	3-0
09/21/2022	Arkansas	2	0	0	0	.000	0	0	.000	0	0	4	1.000	0	0	.000	1	0	0	0	0	0	0.0	.184	3-2
09/25/2022	at Kentucky	1	0	0	0	.000	1	1	1.000	0	1	5	.800	0	0	.000	2	0	0	0	0	0	0.0	.274	0-3
09/30/2022	Ole Miss	3	0	0	0	.000	0	1	.000	2	1	8	.875	0	0	.000	1	0	0	0	0	0	2.0	.277	3-2
10/01/2022	Ole Miss	3	0	0	0	.000	0	0	.000	0	0	5	1.000	0	0	.000	0	0	0	0	0	0	0.0	.220	2-3
10/05/2022	Auburn	5	0	0	0	.000	0	0	.000	0	1	6	.833	0	0	.000	0	0	0	0	0	0	0.0	.202	3-2
10/08/2022	at Florida	3	0	0	0	.000	0	0	.000	0	0	6	1.000	0	0	.000	0	0	0	0	0	0	0.0	.124	1-3
10/09/2022	at Florida	5	0	0	0	.000	0	0	.000	0	2	11	.818	0	0	.000	2	0	0	0	0	0	0.0	.168	2-3
10/19/2022	at Alabama	4	0	0	0	.000	0	1	.000	2	2	14	.857	0	0	.000	4	0	0	0	0	0	2.0	.135	3-2
10/23/2022	South Carolina	2	0	0	0	.000	0	0	.000	1	0	4	1.000	0	0	.000	0	0	0	0	0	0	1.0	.320	3-0
10/29/2022	Mississippi St.	4	0	0	0	.000	0	2	.000	2	0	8	1.000	0	0	.000	1	0	0	0	0	0	2.0	.218	3-2
10/30/2022	Mississippi St.	5	0	0	0	.000	0	1	.000	0	0	9	1.000	0	0	.000	0	0	0	0	0	0	0.0	.167	2-3
11/05/2022	at Tennessee	2	0	0	0	.000	0	0	.000	0	0	4	1.000	0	0	.000	0	0	0	0	0	0	0.0	.208	0-3
Totals		47	0	0	0	.000	1	6	.167	8	10	99	.899	0	0	.000	14	0	0	0	0.0	0	8.0		

Player Averages

Sets Played	Kills per set	Assists per set	Service aces per set	Digs per set	Blocks per set	Points per set
47	0.00	0.02	0.17	0.30	0.00	0.17

ZAMORA'S CAREER STATS

SEASON	TEAM	SM-MP	K	K/S	E	TA	PCT	A	A/S	SA	SA/S	SE	DIG	D/S	RE	BS	BA	TB	B/S	BE	BHE	PTS	PTS/S
2022-23	LSU	47-15	0	0.00	0	0	.000	1	0.02	8	0.17	10	14	0.30	0	0	0	0	0.00	0	0	8.0	0.17
TOTAL		47 - 15	0	0.00	0	0	.000	1	0.02	8	0.17	10	14	0.30	0	0	0	0	0.00	0	0	8.0	0.17



ELLIE ECHTER

16

Outside Hitter · 6-1 · Sophomore · 1L · Fulshear, Texas (Fulshear HS)

SEASON HIGHS

Kills	NA
Attacks	NA
Hit % (Min. 10K)	NA
Assists	NA
Aces	NA
Digs	NA
Total Blocks	NA
Block Solos	NA
Block Assists	NA

CAREER HIGHS

Kills	6 at Arkansas (09/22/21) vs. Sam Houston (09/11/21) vs. Oregon St. (09/03/21)
Attacks	17 at Mississippi St. (10/01/21)
Assists	1 at Samford (09/17/21)
Hit % (Min. 10K)	NA
Aces	1 at Ole Miss (11/11/21) at Mississippi St. (10/01/21) vs. Sam Houston (09/11/21)
Digs	6 vs. Alabama (09/25/21)
Total Blocks	5 vs. Troy (09/18/21)
Block Solos	NA
Block Assists	5 vs. Troy (09/18/21)

Complete bio

Sophomore Season (2022)

- Recorded 25 kills and 13 blocks in 40 sets played last season.

2021 SEASON MATCH-BY-MATCH

Date	Opponent	SP	Attack			Set			Serve			Receipt			Blocking			Team							
			K	E	TA	PCT	A	TA	PCT	SA	SE	TA	PCT	RE	TA	PCT	DIG	BS	BA	BE	TOTAL	BHE	POINTS	HIT%	SCORE
09/03/2021	vs Oregon St.	2	6	2	9	.444	0	1	.000	0	1	8	.875	0	8	1.000	0	0	0	0	0.0	0	6.0	.213	3-1
09/04/2021	at Penn St.	1	0	0	0	.000	0	0	.000	0	1	4	.750	0	0	.000	0	0	0	0	0.0	0	0.0	.180	0-3
09/10/2021	at Rice	2	1	0	3	.333	0	0	.000	0	0	5	1.000	0	5	1.000	0	0	0	0	0.0	0	1.0	.202	0-3
09/11/2021	vs Sam Houston	*4	6	3	14	.214	0	3	.000	1	1	5	.800	0	9	1.000	0	0	3	0	3.0	0	8.5	.368	3-1
09/17/2021	at Samford	*4	0	3	8	-.375	1	1	1.000	0	1	2	.500	0	9	1.000	3	0	3	0	3.0	0	1.5	.267	3-1
09/18/2021	vs Troy	*5	2	3	11	-.091	0	1	.000	0	0	1	1.000	0	5	1.000	3	0	5	0	5.0	0	4.5	.231	2-3
09/22/2021	at Arkansas	2	6	3	16	.188	0	3	.000	0	1	3	.667	0	3	1.000	5	0	1	0	1.0	0	6.5	.147	1-3
09/25/2021	Alabama	*5	2	0	4	.500	0	3	.000	0	5	13	.615	1	18	.944	6	0	0	0	0.0	0	2.0	.362	3-2
10/01/2021	at Mississippi St.	*3	2	4	17	-.118	0	1	.000	1	2	9	.778	0	15	1.000	3	0	1	0	1.0	0	3.5	.095	0-3
10/02/2021	at Mississippi St.	3	0	3	3	-1.000	0	0	.000	0	0	1	1.000	0	3	1.000	0	0	0	0	0.0	0	0.0	.242	2-3
10/20/2021	at South Carolina	3	0	0	0	.000	0	0	.000	0	0	6	1.000	0	0	.000	0	0	0	0	0.0	0	0.0	.273	3-2
10/23/2021	Tennessee	2	0	0	0	.000	0	0	.000	0	0	2	1.000	0	0	.000	0	0	0	0	0.0	0	0.0	.203	2-3
11/11/2021	at Ole Miss	2	0	0	0	.000	0	1	.000	1	2	8	.750	0	0	.000	1	0	0	0	0.0	0	1.0	.219	1-3
11/27/2021	at Georgia	2	0	0	0	.000	0	0	.000	0	0	2	1.000	0	0	.000	0	0	0	0	0.0	0	0.0	.282	2-3
Totals		40	25	21	85	.047	1	14	.071	3	14	69	.797	1	75	.987	21	0	13	0	13.0	0	34.5		

Player Averages

Sets Played	Kills per set	Assists per set	Service aces per set	Digs per set	Blocks per set	Points per set
40	0.63	0.03	0.08	0.53	0.33	0.86

ECHTER'S CAREER STATS

SEASON	TEAM	SM-MP	K	K/S	E	TA	PCT	A	A/S	SA	SA/S	SE	DIG	D/S	RE	BS	BA	TB	B/S	BE	BHE	PTS	PTS/S
2021-22	LSU	40-14	25	0.6	21	85	.047	1	0.0	3	0.1	14	21	0.5	1	0	13	13	0.3	0	0	34.5	0.9
TOTAL		40 - 14	25	0.6	21	85	.047	1	0.0	3	0.1	14	21	0.5	1	0	13	13	0.3	0	0	34.5	0.9



ALEXIS ROBERSON

17

Middle Blocker • 6-3 • Freshman • HS • Missouri City, Texas (Ridge Point HS)

SEASON HIGHS

Kills	NA
Attacks	NA
Hit % (Min. 10K)	NA
Assists	NA
Aces	NA
Digs	NA
Total Blocks	NA
Block Solos	NA
Block Assists	NA

CAREER HIGHS

Kills	NA
Attacks	NA
Hit % (Min. 10K)	NA
Assists	NA
Aces	NA
Digs	NA
Total Blocks	NA
Block Solos	NA
Block Assists	NA

[Complete bio](#)

Freshman Season (2022)

- Led high school team to the 6A Texas State Finals.

2022 SEASON MATCH-BY-MATCH

ROBERSON'S CAREER STATS



EMILY GAUTHREAUX

19

Outside Hitter · 6-1 · Graduate Student · TR · Houma, La. (Nicholls)

SEASON HIGHS

Kills	NA
Attacks	NA
Hit % (Min. 10K)	NA
Assists	NA
Aces	NA
Digs	NA
Total Blocks	NA
Block Solos	NA
Block Assists	NA

CAREER HIGHS*

Kills	24 vs. Northwestern St. (10/16/21)* vs. Bethune-Cookman (09/20/19)*
Attacks	70 vs. Northwestern St. (10/16/21)*
Assists	2; Five Times*
Hit % (Min. 10K)	.440 vs. UTRGV (09/03/21)*
Aces	6 vs. Incarnate Word (10/12/19)*
Digs	23 at Auburn (09/17/21)*
Total Blocks	3 vs. Houston Baptist (02/18/21)*
Block Solos	3 vs. Southeastern La. (10/01/19)*
Block Assists	3 vs. Houston Baptist (02/18/21)* vs. Bethune-Cookman (09/20/19)* vs. ULM (09/14/19)*

* Includes matches played at Nicholls State.

Complete bio

Graduate Student Season (2022)

- A 2021 All-Southland Conference selection.
- Registered a career-best 310 kills and 29 blocks in the 2021 season at Nicholls State.

2021 SEASON MATCH-BY-MATCH (AT NICHOLLS STATE)

Date	Opponent	SP	Attack			Set		Serve			Receipt		Blocking				Team									
			K	E	TA	PCT	A	TA	PCT	SA	SE	TA	PCT	RE	TA	PCT	DIG	BS	BA	BE	TOTAL	BHE	POINTS	HIT%	SCORE	
08/27/2021	Texas Southern	*3	10	1	23	.391	0	0	.000	2	2	8	.750	0	23	1.000	10	0	1	0	1.0	0	12.5	.283	3-0	
08/27/2021	Niagara	*2	3	3	9	.000	0	1	.000	0	1	7	.857	0	9	1.000	4	0	1	0	1.0	0	3.5	.351	3-0	
08/28/2021	Southern U.	*3	9	2	22	.318	0	0	.000	2	0	12	1.000	0	11	1.000	6	0	1	0	1.0	0	11.5	.312	3-0	
09/02/2021	at TCU	*3	8	5	23	.130	1	1	1.000	0	3	7	.571	1	17	.941	6	0	1	0	1.0	0	8.5	.023	0-3	
09/03/2021	vs UMBC	*4	11	5	27	.222	0	1	.000	0	3	9	.667	2	20	.900	2	0	1	0	1.0	0	11.5	.260	3-1	
09/03/2021	vs UTRGV	*5	12	1	25	.440	0	4	.000	1	2	20	.900	1	42	.976	10	0	1	0	1.0	0	13.5	.243	3-2	
09/10/2021	at Jacksonville St.	*3	7	2	18	.278	0	1	.000	1	3	10	.700	2	29	.931	0	0	0	0	0.0	0	8.0	.202	0-3	
09/11/2021	vs Southern Miss.	*2	1	4	16	.188	0	1	.000	0	0	2	1.000	0	4	1.000	1	0	0	0	0.0	0	1.0	.201	3-2	
09/11/2021	vs South Alabama	3	9	3	34	.176	0	0	.000	0	2	8	.750	1	22	.955	4	0	0	0	0.0	0	9.0	.168	0-3	
09/17/2021	vs Belmont	*3	5	3	17	.118	2	3	.667	2	2	17	.882	0	10	1.000	4	0	1	0	1.0	0	7.5	.229	3-0	
09/17/2021	at Auburn	*4	7	7	40	.000	0	3	.000	0	3	14	.786	0	8	1.000	23	1	0	0	1.0	0	8.0	.000	1-3	
09/18/2021	vs Florida A&M	*3	11	5	33	.182	1	5	.200	0	4	13	.692	0	33	1.000	11	0	0	0	0.0	0	11.0	.178	0-3	
09/25/2021	New Orleans	*4	20	5	47	.319	2	4	.500	2	1	18	.944	0	45	1.000	10	1	1	0	2.0	0	23.5	.205	1-3	
09/30/2021	at McNeese	*4	11	4	28	.250	0	0	.000	0	2	6	.667	0	20	1.000	6	0	1	0	1.0	0	11.5	.136	1-3	
10/02/2021	at Houston Baptist	*3	8	5	28	.107	0	3	.000	0	0	9	1.000	0	12	1.000	5	0	1	0	1.0	0	8.5	.190	0-3	
10/07/2021	A&M-Corpus Christi	*4	18	6	44	.273	0	1	.000	2	3	12	.750	0	26	1.000	5	0	0	0	0.0	0	20.0	.235	1-3	
10/09/2021	UIW	*5	9	7	35	.057	0	2	.000	1	1	9	.889	0	12	1.000	5	0	2	0	2.0	0	11.0	.121	2-3	
10/14/2021	Southeastern La.	*4	12	9	43	.070	0	2	.000	1	1	9	.889	0	18	1.000	10	0	2	0	2.0	0	14.0	.116	1-3	
10/16/2021	Northwestern St.	*4	24	5	70	.271	0	2	.000	1	1	11	.909	0	19	1.000	10	1	0	0	1.0	0	26.0	.209	3-1	
10/21/2021	at Southeastern La.	*3	12	4	44	.182	0	3	.000	0	2	11	.818	0	7	1.000	6	0	1	0	1.0	0	12.5	.188	3-0	
10/28/2021	at A&M-Corpus Christi	*3	7	3	19	.211	0	2	.000	1	0	6	1.000	2	14	.857	5	0	0	0	0.0	0	8.0	.200	0-3	
10/30/2021	at UIW	*3	12	5	38	.184	0	3	.000	5	3	13	.769	0	17	1.000	9	0	2	0	2.0	0	18.0	.257	1-3	
11/04/2021	McNeese	*4	9	5	29	.138	1	2	.500	1	2	11	.818	0	27	1.000	9	0	2	0	2.0	0	11.0	.175	1-3	
11/06/2021	Houston Baptist	*3	9	9	46	.000	0	3	.000	0	0	10	1.000	0	22	1.000	10	0	2	0	2.0	0	10.0	.062	0-3	
11/13/2021	at New Orleans	*4	18	9	36	.250	0	1	.000	2	2	15	.867	1	36	.972	7	0	1	0	1.0	0	20.5	.198	3-1	
11/13/2021	at Northwestern St.	*4	14	2	36	.333	1	4	.250	1	0	17	1.000	4	36	.889	13	0	1	0	1.0	0	15.5	.138	1-3	
11/18/2021	vs Northwestern St.	*4	18	7	40	.275	0	2	.000	4	1	18	.944	1	20	.950	5	1	1	0	2.0	0	23.5	.275	3-1	
11/19/2021	vs McNeese	*4	16	8	32	.250	0	4	.000	0	2	10	.800	0	16	1.000	5	0	1	0	1.0	0	16.5	.287	1-3	
Totals			98	310	134	902	.195	8	58	.138	29	46	312	.853	15	575	.974	201	4	25	0	29.0	0	355.5		

Player Averages

Sets Played	Kills per set	Assists per set	Service aces per set	Digs per set	Blocks per set	Points per set
98	3.16	0.08	0.30	2.05	0.30	3.63

GAUTHREAUX'S CAREER STATS

SEASON	TEAM	SM-MP	K	K/S	E	TA	PCT	A	A/S	SA	SA/S	SE	DIG	D/S	RE	BS	BA	TB	B/S	BE	BHE	PTS	PTS/S
2018-19	NichSt	40-17	59	1.5	43	254	.063	1	0.0	1	0.0	5	20	0.5	8	2	8	10	0.3	0	0	66.0	1.7
2019-20	NichSt	100-27	296	3.0	108	867	.217	9	0.1	34	0.3	66	163	1.6	11	8	14	22	0.2	2	1	345.0	3.5
2020-21	NichSt	44-12	102	2.3	48	381	.142	5	0.1	11	0.3	17	103	2.3	12	0	10	10	0.2	1	0	118.0	2.7
2021-22	NichSt	98-28	310	3.2	134	902	.195	8	0.1	29	0.3	46	201	2.1	15	4	25	29	0.3	0	0	355.5	3.6
TOTAL		282 - 84	767	2.7	333	2404	.181	23	0.1	75	0.3	134	487	1.7	46	14	57	71	0.3	3	1	884.5	3.1



HANNAH JACOBS

21

Right Side/Outside Hitter · 6-2 · Graduate Student · TR · New Braunfels, Texas (SMU)

SEASON HIGHS

Kills	15 vs. Houston (08/26/22)
Attacks	40 vs. Rice (08/27/22)
Hit % (Min. 10K)	.667 at Tulane (09/17/22)
Assists	1 vs. No. 20 Arkansas (09/21/22)
Aces	NA
Digs	5 vs. Ole Miss (10/01/22)
Total Blocks	7 vs. Rice (08/27/22)
Block Solos	1, Three Times
Block Assists	7 vs. Rice (08/27/22)

CAREER HIGHS

Kills	21 vs. Abilene Christian (09/14/18)*
Attacks	55 at Wichita State (02/27/21)*
Hit % (Min. 10K)	.667 at Tulane (09/17/22)
Assists	2 vs. Tulane (03/03/21)* at Tulsa (11/10/19)*
Aces	1 vs. Abilene Christian (09/14/18)*
Digs	7 vs. Oregon (09/03/21)*
Total Blocks	8 at TCU (09/18/21)*
Block Solos	1, Six Times
Block Assists	7 vs. Rice (08/26/22) at TCU (09/18/21)*

* Includes matches played at SMU.

Complete bio

Graduate Student Season (2022)

- Recorded a career-high .667 hitting percentage with 10 kills on 15 errorless swings at Tulane (Sept. 17).
- Averaged 3.00 kills per set on opening weekend for the Tigers and registered 10 total blocks.
- A two-time All-American Athletic Conference selection including, last season at SMU.
- Enters 2022 NCAA Tournament nine kills shy of 1,300 career kills.

2022 SEASON MATCH-BY-MATCH

Date	Opponent	SP	Attack				Set			Serve			Recept			Blocking				Team					
			K	E	TA	PCT	A	TA	PCT	SA	SE	TA	PCT	RE	TA	PCT	DIG	BS	BA	BE	TOTAL	BHE	POINTS	HIT%	SCORE
08/26/2022	Samford	*3	8	1	19	.368	0	2	.000	0	0	0	.000	0	0	.000	1	0	2	0	2.0	0	9.0	.323	3-0
08/26/2022	Houston	*4	15	6	30	.300	0	2	.000	0	0	0	.000	0	0	.000	1	0	1	0	1.0	0	15.5	.221	1-3
08/27/2022	Rice	*5	13	7	40	.150	0	1	.000	0	0	0	.000	0	0	.000	1	0	7	0	7.0	0	16.5	.171	2-3
09/02/2022	Troy	*3	4	3	11	.091	0	0	.000	0	0	0	.000	0	0	.000	0	0	2	0	2.0	0	5.0	.384	3-0
09/02/2022	Iowa St.	*3	7	3	19	.211	0	0	.000	0	0	0	.000	0	1	1.000	0	0	2	0	2.0	0	8.0	.170	3-0
09/03/2022	Penn St.	*3	6	3	18	.167	0	1	.000	0	0	0	.000	0	0	.000	0	0	1	0	1.0	0	6.5	.222	0-3
09/09/2022	at Milwaukee	*4	11	3	22	.364	0	0	.000	0	0	0	.000	0	1	1.000	0	1	2	0	3.0	0	13.0	.333	3-1
09/10/2022	at Marquette	*4	11	4	24	.292	0	1	.000	0	0	0	.000	0	0	.000	1	0	1	0	1.0	0	11.5	.230	1-3
09/16/2022	vs Oregon St.	*3	7	5	20	.100	0	5	.000	0	0	0	.000	0	6	1.000	1	0	1	0	1.0	0	7.5	.254	3-0
09/17/2022	at Tulane	*3	10	0	15	.667	0	1	.000	0	0	0	.000	1	2	.500	2	0	2	0	2.0	0	11.0	.330	3-0
09/21/2022	Arkansas	*5	9	6	26	.115	1	6	.167	0	0	0	.000	0	0	.000	2	0	5	0	5.0	0	11.5	.184	3-2
09/24/2022	at Kentucky	5	13	2	26	.423	0	0	.000	0	0	0	.000	0	0	.000	1	0	0	2	0.0	0	13.0	.364	3-2
09/25/2022	at Kentucky	3	8	2	15	.400	0	1	.000	0	0	0	.000	0	0	.000	1	0	3	0	3.0	0	9.5	.274	0-3
09/30/2022	Ole Miss	*5	7	4	29	.103	0	2	.000	0	0	0	.000	0	0	.000	1	0	2	0	2.0	0	8.0	.277	3-2
10/01/2022	Ole Miss	5	7	4	19	.158	0	1	.000	0	0	0	.000	0	0	.000	5	0	4	1	4.0	0	9.0	.220	2-3
10/05/2022	Auburn	*5	10	3	21	.333	0	2	.000	0	0	0	.000	0	0	.000	0	0	1	0	1.0	0	10.5	.202	3-2
10/08/2022	at Florida	4	4	6	22	-.091	0	0	.000	0	0	0	.000	0	0	.000	2	0	2	0	2.0	0	5.0	.124	1-3
10/09/2022	at Florida	5	6	4	18	.111	0	1	.000	0	0	0	.000	0	1	1.000	2	0	6	0	6.0	0	9.0	.168	2-3
10/19/2022	at Alabama	3	3	6	14	-.214	0	0	.000	0	0	0	.000	0	0	.000	0	0	1	0	1.0	0	3.5	.135	3-2
10/23/2022	South Carolina	*3	5	1	10	.400	0	1	.000	0	0	0	.000	0	0	.000	1	1	3	0	4.0	0	7.5	.320	3-0
10/29/2022	Mississippi St.	5	8	2	21	.286	0	3	.000	0	0	0	.000	0	0	.000	3	0	0	0	0.0	1	8.0	.218	3-2
10/30/2022	Mississippi St.	5	9	5	29	.138	0	1	.000	0	0	0	.000	0	0	.000	1	1	3	0	4.0	0	11.5	.167	2-3
11/05/2022	at Tennessee	*1	1	0	3	.333	0	0	.000	0	0	0	.000	0	0	.000	0	0	0	0	0.0	0	1.0	.208	0-3
11/06/2022	at Tennessee	2	1	0	8	.125	0	1	.000	0	0	0	.000	0	0	.000	1	0	0	0	0.0	0	1.0	.080	1-3
11/12/2022	at Missouri	1	1	4	5	-.600	0	0	.000	0	0	0	.000	0	0	.000	0	0	0	0	0.0	0	1.0	.257	3-2
11/26/2022	Georgia	1	4	1	6	.500	0	0	.000	0	0	0	.000	0	0	.000	0	0	2	0	2.0	0	5.0	.179	0-3
Totals			93	188	85	490	.210	1	32	.031	0	0	0	.000	1	11	.909	27	3	53	3	56.0	1	217.5	

Player Averages

Sets Played	Kills per set	Assists per set	Service aces per set	Digs per set	Blocks per set	Points per set
93	2.02	0.01	0.00	0.29	0.60	2.34

JACOBS' CAREER STATS

SEASON	TEAM	SM-MP	K	K/S	E	TA	PCT	A	A/S	SA	SA/S	SE	DIG	D/S	RE	BS	BA	TB	B/S	BE	BHE	PTS	PTS/S
2018-19	SMU	76-24	220	2.89	133	628	.139	1	0.01	1	0.01	2	40	0.53	9	1	22	23	0.30	4	0	233.0	3.07
2019-20	SMU	105-28	355	3.38	165	973	.195	5	0.05	0	0.00	0	40	0.38	10	0	30	30	0.29	5	0	370.0	3.52
2020-21	SMU	57-14	194	3.40	89	503	.209	5	0.09	0	0.00	0	40	0.70	14	0	21	21	0.37	4	2	204.5	3.59
2021-22	SMU	113-30	334	2.96	158	863	.204	4	0.04	0	0.00	2	57	0.50	13	2	45	47	0.42	9	0	358.5	3.17
2022-23	LSU	93-26	188	2.02	85	490	.210	1	0.01	0	0.00	0	27	0.29	1	3	53	56	0.60	3	1	217.5	2.34
TOTAL FOR LSU		93 - 26	188	2.02	85	490	.210	1	0.01	0	0.00	0	27	0.29	1	3	53	56	0.60	3	1	217.5	2.34
TOTAL		444 - 122	1291	2.91	630	3457	.191	16	0.04	1	0.00	4	204	0.46	47	6	171	177	0.40	25	3	1384	3.12



MADDIE WAAK

22

Setter · 5-10 · Freshman · HS · Brookshire, Texas (Katy HS)

SEASON HIGHS

Kills	3 vs. No. 21 Penn St. (09/03/22)
Attacks	6 vs. No. 21 Penn St. (09/03/22)
Hit % (Min. 10K)	NA
Assists	39 at Alabama (10/19/22)
Aces	3 vs. Iowa St. (09/02/22)
Digs	17 vs. Mississippi St. (10/30/22)
Total Blocks	3 at Alabama (10/19/22)
Block Solos	NA
Block Assists	3 at Alabama (10/19/22)

CAREER HIGHS

Kills	3 vs. No. 21 Penn St. (09/03/22)
Attacks	6 vs. No. 21 Penn St. (09/03/22)
Hit % (Min. 10K)	NA
Assists	39 at Alabama (10/19/22)
Aces	3 vs. Iowa St. (09/02/22)
Digs	17 vs. Mississippi St. (10/30/22)
Total Blocks	3 at Alabama (10/19/22)
Block Solos	NA
Block Assists	3 at Alabama (10/19/22)

Complete bio

Freshman Season (2022)

- Tallied season-highs of 39 assists and three blocks at Alabama (Oct. 19).
- Has three double-doubles this season, including back-to-back double-doubles vs. Mississippi St. (Oct. 29-30).
- Logged a season-high 17 digs against Mississippi St. on Oct. 30.
- In her first collegiate match, Waak turned in a team-high 28 assists against Houston.
- Was honored as a Prep Volleyball High School All-American as a setter.
- Father, Nick Waak was a 1997 draft pick by the Cleveland Indians.

2022 SEASON MATCH-BY-MATCH

Date	Opponent	Attack			Set			Serve			Recept			Blocking				Team							
		SP	K	E	TA	PCT	A	TA	PCT	SA	SE	TA	PCT	RE	TA	PCT	DIG	BS	BA	BE	TOTAL	BHE	POINTS	HIT%	SCORE
08/26/2022	Houston	*2	1	0	3	.333	28	60	.467	1	0	7	1.000	0	1	1.000	4	0	2	0	2.0	0	3.0	.221	1-3
08/27/2022	Rice	2	0	0	0	.000	13	32	.406	0	1	9	.889	0	0	.000	4	0	0	0	0.0	0	0.0	.171	2-3
09/02/2022	Troy	3	0	0	0	.000	10	18	.556	1	1	9	.889	0	0	.000	0	0	0	0	0.0	0	1.0	.384	3-0
09/02/2022	Iowa St.	3	0	0	0	.000	11	20	.550	3	0	8	1.000	0	0	.000	0	0	0	0	0.0	0	3.0	.170	3-0
09/03/2022	Penn St.	3	3	2	6	.167	29	79	.367	0	2	11	.818	0	0	.000	8	0	1	0	1.0	0	3.5	.222	0-3
09/09/2022	at Milwaukee	4	0	0	0	.000	17	31	.548	2	0	11	1.000	0	0	.000	2	0	0	0	0.0	0	2.0	.333	3-1
09/10/2022	at Marquette	4	0	1	1	-1.000	12	28	.429	0	1	9	.889	0	0	.000	5	0	1	0	1.0	0	0.5	.230	1-3
09/16/2022	vs Oregon St.	3	0	0	1	.000	10	31	.323	1	1	14	.929	0	0	.000	4	0	0	0	0.0	0	1.0	.254	3-0
09/17/2022	at Tulane	3	0	0	0	.000	13	31	.419	1	0	14	1.000	0	0	.000	5	0	0	0	0.0	0	1.0	.330	3-0
09/21/2022	Arkansas	4	0	0	1	.000	15	42	.357	0	3	8	.625	0	0	.000	7	0	0	0	0.0	0	0.0	.184	3-2
09/24/2022	at Kentucky	5	1	0	1	1.000	20	48	.417	0	1	8	.875	0	0	.000	3	0	0	0	0.0	0	1.0	.364	3-2
09/25/2022	at Kentucky	3	0	0	0	.000	11	25	.440	0	1	7	.857	0	0	.000	1	0	0	0	0.0	0	0.0	.274	0-3
09/30/2022	Ole Miss	5	0	0	1	.000	11	43	.256	0	2	7	.714	0	0	.000	5	0	0	0	0.0	0	0.0	.277	3-2
10/01/2022	Ole Miss	5	0	0	1	.000	16	48	.333	1	1	9	.889	0	0	.000	6	0	0	0	0.0	0	1.0	.220	2-3
10/05/2022	Auburn	5	0	0	1	.000	21	45	.467	2	0	15	1.000	0	0	.000	3	0	0	0	0.0	1	2.0	.202	3-2
10/08/2022	at Florida	4	0	0	1	.000	15	42	.357	1	1	11	.909	0	0	.000	3	0	0	0	0.0	0	1.0	.124	1-3
10/09/2022	at Florida	4	0	0	1	.000	14	45	.311	0	1	15	.933	0	0	.000	6	0	0	0	0.0	0	0.0	.168	2-3
10/19/2022	at Alabama	5	2	0	5	.400	39	99	.394	0	2	17	.882	0	0	.000	10	0	3	0	3.0	0	3.5	.135	3-2
10/23/2022	South Carolina	3	0	0	0	.000	16	37	.432	0	1	13	.923	0	0	.000	5	0	0	0	0.0	0	0.0	.320	3-0
10/29/2022	Mississippi St.	5	0	0	0	.000	21	54	.389	1	3	12	.750	0	0	.000	12	0	0	0	0.0	0	1.0	.218	3-2
10/30/2022	Mississippi St.	5	0	0	0	.000	21	78	.269	1	2	16	.875	0	0	.000	17	0	0	0	0.0	0	1.0	.167	2-3
11/05/2022	at Tennessee	3	0	0	0	.000	12	27	.444	0	1	7	.857	0	1	1.000	2	0	0	0	0.0	0	0.0	.208	0-3
11/06/2022	at Tennessee	3	0	0	0	.000	6	39	.154	0	1	9	.889	0	0	.000	6	0	0	0	0.0	0	0.0	.080	1-3
11/12/2022	at Missouri	4	0	0	2	.000	13	32	.406	1	1	7	.857	0	0	.000	0	0	0	0	0.0	0	1.0	.257	3-2
11/16/2022	at Texas A&M	4	0	1	1	-1.000	17	38	.447	1	2	10	.800	0	0	.000	4	0	0	0	0.0	0	1.0	.301	3-1
11/25/2022	Georgia	3	0	0	0	.000	14	49	.286	1	1	14	.929	0	0	.000	6	0	0	0	0.0	0	1.0	.120	0-3
11/26/2022	Georgia	3	0	0	0	.000	13	34	.382	0	1	9	.889	0	1	1.000	4	0	0	0	0.0	0	0.0	.179	0-3
Totals		100	7	4	26	.115	438	1155	.379	18	31	286	.892	0	3	1.000	132	0	7	0	7.0	1	28.5		

Player Averages

Sets Played	Kills per set	Assists per set	Service aces per set	Digs per set	Blocks per set	Points per set
100	0.07	4.38	0.18	1.32	0.07	0.29

WAAK'S CAREER STATS

SEASON	TEAM	SM-MP	K	K/S	E	TA	PCT	A	A/S	SA	SA/S	SE	DIG	D/S	RE	BS	BA	TB	B/S	BE	BHE	PTS	PTS/S
2022-23	LSU	100-27	7	0.07	4	26	.115	438	4.38	18	0.18	31	132	1.32	0	0	7	7	0.07	0	1	28.5	0.29
TOTAL		100 - 27	7	0.07	4	26	.115	438	4.38	18	0.18	31	132	1.32	0	0	7	7	0.07	0	1	28.5	0.29

Postseason History




1986 • RECORD: 35-9

**SEC Champions • SEC Tournament Champions
NCAA Quarterfinalist**

A year after falling to Georgia in the SEC Tournament finals, LSU exacted its revenge on the Bulldogs to qualify for its first of six NCAA Tournament's under Scott Luster.

The Tigers outlasted Arizona in five games during the opening round as Detra Brown (19 kills, 13 digs), Alice Card (10 kills, 18 digs), Simone DePaula (33 assists, 15 digs), Wendy Stammer (21 kills, 13 digs) and Lisa Smith (12 digs and 13 blocks) all posted double-doubles.

LSU made a run toward the Final Four sweeping Texas-Arlington before falling to host Texas in the South Regional final.



1990 • RECORD: 34-7

**SEC Champions • SEC Tournament Champions
NCAA Final Four**

Coming off its second undefeated conference championship in as many seasons, LSU cruised past Louisville behind a .337 team hitting percentage in the first round of the NCAA Tournament at the Maravich Center.

The Tigers dismissed Texas Tech 3-0 in round two as Daniela Reis set a balanced attack that featured 15 kills from Nyla Shepherd, 12 kills from Monique Adams and 10 kills from Julie Stempel.

LSU had its 1986 season end one step shy of the Final Four at Texas and were swept by the Longhorns during the 1990 regular season in Austin. Down 2-0 to the host Longhorns, LSU mounted a rally behind Adams, Shepherd and Stempel.

The trio combined for 74 of the Tigers' 91 kills and posted double-doubles as LSU fought back for a 8-15, 4-15, 15-10, 15-11, 17-15 triumph to advance to the program's first Final Four.

The Tigers fell to eventual national champion UCLA, 3-0, in the national semifinals, but the future was bright as Adams, Shepherd and Stempel would return for their senior seasons in 1991.

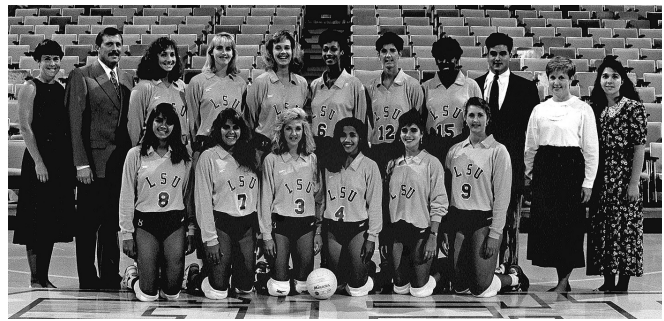


1987 • RECORD: 25-11

SEC Runner-Up

Along the way to its second-straight NCAA Tournament appearance, LSU knocked off No. 10 Texas at the Maravich Center in five sets behind a 22-kill, 22-dig performance from Monica Freitas.

The Tigers fell to SEC rival Florida for the second time in 13 days. LSU put up a valiant effort before they ran out of gas in the fifth set. Lisa Smith slapped 18 kills on a .469 hitting percentage.



1991 • RECORD: 35-2

**SEC Champions • SEC Tournament Champions
NCAA Final Four**

LSU fired out to a 12-0 record to start the 1991 season highlighted by wins over No. 11 New Mexico and No. 17 Texas before being upended at Florida to open SEC play.

The Tigers bounced back in a big way reeling off 20 consecutive victories en route to its third consecutive SEC regular season and tournament championships.

Only losing 12 games during the season, LSU entered the NCAA Tournament as a favorite to return to the Final Four and the Tigers did not disappoint shutting down Houston in the first round to advance to the South Regional, which the Tigers hosted.

After sweeping Texas Tech, LSU faced off with Florida for the fourth time in '91. Monique Adams and Daniela Reis set a program-high single-game mark. Adams cranked 43 kills on an amazing .507 hitting percentage, while Reis dished out 82 assists. Angie Miller (10 kills, 29 digs), Luciana Reis (12 kills, 22 digs) and Julie Stempel (11 kills, 12 digs) also tacked on double-doubles as LSU punched its second-straight ticket to the Final Four.

LSU dropped a hard-fought, four-game duel with Long Beach State in the national semifinals. Until Florida in 2002, the 1991 Tigers were the only SEC squad to win a game in the Final Four.



1989 • RECORD: 30-8

**SEC Champions • SEC Tournament Champions
NCAA Round of 16**

LSU returned to the NCAA Tournament after a one-year absence and turned the tables on Houston coming back from a 2-1 hole. Nyla Shepherd led the comeback and racked up 21 kills on a .354 hitting clip.

The Tigers headed to Austin, Texas where Texas-Arlington rallied from a two-game hole to stun LSU. Five players knocked double-figure kills for the Tigers, highlighted by 23 and 22 kills from Monique Adams and Shepherd.

Postseason History



1992 · RECORD: 26-9 SEC Runner-Up · SEC Tournament Runner-Up

LSU qualified for its fourth-consecutive NCAA Tournament appearance as the SEC regular season and tournament runner-up. The Tigers traveled to Lubbock, Texas for its NCAA First Round tilt and swept the Red Raiders for the third-straight season.

Angie Miller and Tess Sulatycki powered home a combined 29 kills on 49 swings for a .469 hitting percentage, while Daniela Reis (47 assists, 13 digs) and Luciana Reis (10 kills, 17 digs) chipped in double-doubles.

Texas edged LSU in four games at the South Regional in Gainesville, Fla., ending the Tigers hopes of a third-straight Final Four appearance.



1993 · RECORD: 21-16 NIVC Champions

LSU had its string of four consecutive NCAA Tournaments come to a close as 11 of the squad's 16 setbacks came against Top-20 opponents in 1993. Despite being left out of the big dance, the Tigers showed why they deserved a bid by rolling to the NIVC Championship.

LSU dropped just three games over a six-match span. Luciana Santana earned Tournament MVP honors after racking up three double-doubles and passing out 14.0 assists per game. Tiffany Miller and Luciana Reis also picked up All-Tournament accolades as the Tigers defeated Baylor in the NIVC Finals.



2005 · RECORD: 21-8 SEC Western Division Co-Champions

LSU returned to the NCAA Tournament for the first time since 1992 overcoming having to play a majority of the season on the road in the aftermath of Hurricanes Katrina and Rita.

The Tigers played their first 17 matches on the road and traveled 9,751 total miles over the 46-day period.

LSU shared the SEC Western Division title after wins during eight of its last 10 matches, and put forth a gutsy effort before losing to Texas in the first round of the NCAA's.



2006 · RECORD: 26-6 SEC Western Division Champions

LSU made it back-to-back NCAA Tournament appearances after winning the SEC Western Division outright. Daniela Romero and Marina Skender notched All-SEC First-Team selections.

The Tigers spent a majority of 2006 inside the Top 15, but were forced to travel to the west coast for a first-round match-up against California, another Top 16 team that failed to garner a national seed.

LSU won game one before the Golden Bears fired back to win the next three games limiting the Tigers to a .156 hitting percentage. Marina Skender and Kyna Washington popped 12 kills each.



2007 · RECORD: 25-8 SEC Western Division Champions

LSU ran away with its third-straight SEC Western Division crown and NCAA Tournament appearance after a 15-2 start. Lauren DeGirolamo and Kyna Washington were All-SEC First-Team picks.

By storming back from a 2-1 hole against No. 14 New Mexico State in the first round, LSU ended a 15-year winless draught in the NCAA's.

Brittney Johnson set a balanced attack fueling Angela Bensend, Marina Skender and Washington to double-figure kills. The Tigers fell at No. 4 Texas during the NCAA Second Round.



2008 · RECORD: 18-10 SEC Western Division Champions

The Tigers connected four NCAA Tournament appearances for the first time since 1989-92 overcoming a string of injuries as Elena Martinez won her second-straight SEC Defensive Player of the Year.

After splitting its first 14 SEC matches, LSU reeled off six-straight wins to conclude the regular season and claimed another SEC West crown. Brittnee Cooper picked up All-SEC First-Team honors.

LSU battled No. 14 UCLA to four sets in the NCAA opening round.

Postseason History



2009 • RECORD: 25-7

SEC Champions • SEC Western Division Champions

Not only did LSU capture its fifth-straight SEC Western Division crown, the Tigers ended Florida's 18-year stay at the top of the conference. LSU snapped a 26-match losing streak to the Gators and swept the season series for the first time since 1991.

LSU played host to its first NCAA Regional at the Maravich Center since 1991. The Tigers dismissed Tulane 3-0 but dropped a 3-2 epic decision to Texas A&M in the second round.



2010 • RECORD: 25-5

SEC Western Division Champions

LSU swept through the non-conference slate en route to a program-best 13-0 start. The Tigers also collected their sixth-straight SEC Western Division title.

Angela Bensend and Desiree Elliott raced their way to All-SEC First-Team selections, while Elliott also secured the SEC's Freshman of the Year award.

LSU earned a national seed for the second-consecutive season, but was shipped to Norman, Okla. for the NCAA's. The Tigers dropped a 3-0 decision to No. 22 Tulsa in the opening round.



2013 • RECORD: 19-13

The LSU volleyball team made it back to the NCAA Tournament for the first time since the 2010 season, winning its first-round game for the first time since 2009, capping a season that began with the squad winning 13 of its first 16 matches.

LSU earned an at-large bid into the NCAA Tournament and was sent to Seattle in a regional with national seed Washington, Alabama State and Michigan. LSU defeated the Wolverines in a thrilling comeback win, rallying from a two-set deficit to take the final three. The Tigers eventually fell to No. 3-seeded Washington in four sets.



2014 • RECORD: 20-9

The Tigers qualified for the 2014 NCAA tournament, its second-straight berth, using an 11-game winning streak during the middle of the season to finish 20-9 and third in the SEC at 14-4.

LSU earned an at-large bid to the tournament and was sent to Eugene, Oregon, for the first and second rounds along with Oregon, Oklahoma and Santa Clara. The team earned a straight-sets sweep over the Sooners to open the tournament, before falling in four to Oregon to end the year.



2017 • RECORD: 20-10

The Tigers qualified for the 2017 NCAA Tournament, which was the first at-large berth since 2014. The Tigers ended the season with a 20-9 record and fourth place finish in the SEC with an 11-7 record.

LSU earned an at-large bid to the tournament and was sent to Southern California for the first and second rounds along with host USC, Central Arkansas and San Diego. The Tigers faced No. 9 ranked San Diego in the first round and fell in four sets to the Toreros.




2022 • RECORD: 15-13

The Tigers qualified for the 2022 NCAA Tournament, earning their first at-large berth since 2017, under first-year head coach and LSU Alumnae Tonya Johnson. LSU ended the regular season with a 15-13 record and was seventh in the SEC with a 9-9 record.

LSU was sent to Stanford, Calif. to participate in the Stanford Quarter featuring No. 1 seed Stanford, No. 8 seed Hawai'i and Pepperdine. The Tigers will face Hawai'i in the first round of the tournament.

Postseason History



TEAM POSTSEASON MATCH RECORDS

KILLS

99	Florida	12/14/91
91	Texas	12/8/90
89	Texas-Arlington	12/8/89
80	Houston	12/1/89
79	Long Beach State	12/12/91
77	Utah	12/5/93
73	Texas A&M	12/5/09
73	Georgia Tech	12/3/93
71	Kansas	12/4/93
69	Arizona	12/6/86

ATTEMPTS

227	Texas	12/8/90
220	Texas-Arlington	12/8/89
213	Florida	12/14/91
197	Long Beach State	12/12/91
195	Utah	12/5/93
193	New Mexico State	11/30/07
189	Houston	12/1/89
184	Michigan	12/6/13
169	Kansas	12/4/93
168	Oregon	12/5/14
167	Arizona	12/6/86

HITTING PERCENTAGE

.378	Texas Tech	12/5/92
.351	Tulane	12/4/09
.337	Louisville	12/1/90
.333	Florida	12/14/91
.325	Texas A&M	12/5/09
.319	Houston	12/5/91
.310	Texas Tech	12/13/91

ASSISTS

87	Florida	12/14/91
81	Texas-Arlington	12/8/89
80	Texas	12/8/90
75	Long Beach State	12/12/91
70	Texas A&M	12/5/09

DIGS

107	Florida	12/14/91
106	Texas	12/8/90
90	Utah	12/5/93
87	Arizona	12/6/86
87	Kansas	12/4/93
82	Michigan	12/6/13
78	Baylor	12/5/93
78	Texas-Arlington	12/8/89

BLOCKS

26	Kansas	12/4/93
22	Arizona	12/6/86
21	Houston	12/1/89
16	Texas A&M	12/5/09
16	Utah	12/5/93
15	New Mexico State	11/30/07
15	Long Beach State	12/12/91

ACES

13	Houston	12/1/89
12	Florida	12/4/87
11	Florida	12/14/91
10	New Mexico State	11/30/07

Postseason History



NCAA TOURNAMENT

OVERALL RECORD: 14-15 (.483)

BEST FINISH: FINAL FOUR (1990 & 1991)

1986

FIRST ROUND - BATON ROUGE, LA.

defeated Arizona 15-12, 5-15, 15-12, 12-15, 15-9

SOUTH REGIONAL - AUSTIN, TEXAS

defeated Texas-Arlington 15-7, 15-5, 15-9
lost to Texas 3-15, 11-15, 13-15

1987

FIRST ROUND - GAINESVILLE, FLA.

lost to Florida 10-15, 15-7, 10-15, 15-10, 10-15

1989

FIRST ROUND - BATON ROUGE, LA.

defeated Houston 13-15, 15-12, 8-15, 15-7, 15-3

SOUTH REGIONAL - AUSTIN, TEXAS

lost to Texas-Arlington 15-13, 15-11, 11-15, 13-15, 5-15

1990

FIRST ROUND - BATON ROUGE, LA.

defeated Louisville 15-9, 15-1, 15-7

SOUTH REGIONAL - AUSTIN, TEXAS

defeated Texas Tech 15-11, 15-12, 15-5
defeated Texas 8-15, 4-15, 15-10, 15-11, 17-15

FINAL FOUR - COLLEGE PARK, MD.

lost to UCLA 13-15, 10-15, 6-15

1991

FIRST ROUND - BATON ROUGE, LA.

defeated Houston 15-5, 15-5, 16-14

SOUTH REGIONAL - BATON ROUGE, LA.

defeated Texas Tech 15-6, 15-7, 15-10
defeated Florida 15-10, 15-10, 12-15, 15-13

FINAL FOUR - LOS ANGELES, CALIF.

lost to Long Beach State 13-15, 15-6, 10-15, 13-15

1992

FIRST ROUND - LUBBOCK, TEXAS

defeated Texas Tech 15-7, 15-8, 15-5

SOUTH REGIONAL - GAINESVILLE, FLA.

lost to Texas 9-15, 15-13, 12-15, 4-15

2005

FIRST ROUND - AUSTIN, TEXAS

lost to Texas 19-30, 28-30, 26-30

2006

FIRST ROUND - SAN LUIS OBISPO, CALIF.

lost to California 30-25, 23-30, 17-30, 16-30

2007

FIRST ROUND - AUSTIN, TEXAS

defeated New Mexico State 30-25, 21-30, 21-30, 30-27, 15-13

lost to Texas 21-30, 22-30, 23-30

2008

FIRST ROUND - LOS ANGELES, CALIF.

lost to UCLA 19-25, 25-22, 20-25, 20-25

2009

FIRST ROUND - BATON ROUGE, LA.

defeated Tulane 25-15, 25-12, 25-15

lost to Texas A&M 25-18, 24-26, 25-23, 23-25, 10-15

2010

FIRST ROUND - NORMAN, OKLA.

lost to Tulsa 20-25, 15-25, 18-25

2013

FIRST ROUND - SEATTLE, WASH.

defeated Michigan 23-25, 9-25, 25-14, 25-19, 15-10

lost to Washington 25-17, 18-25, 21-25, 19-25

2014

FIRST ROUND - EUGENE, ORE.

defeated Oklahoma 25-14, 25-23, 25-22

lost to Oregon 25-22, 21-25, 25-20, 25-20

2017

FIRST ROUND - LOS ANGELES, CALIF.

lost to No. 9 San Diego 22-25, 26-24, 23-25, 21-25

INDIVIDUAL POSTSEASON MATCH RECORDS

KILLS

43	Monique Adams	Florida	12/14/91
30	Monique Adams	Texas	12/8/90
28	Brittnee Cooper	Texas A&M	12/5/09
26	Angie Miller	Long Beach State	12/12/91
25	Nyla Shepherd	Texas	12/8/90
23	Monique Adams	Texas-Arlington	12/8/89
22	Cati Leak	Michigan	12/6/13
22	Monique Adams	UCLA	12/12/90
22	Nyla Shepherd	Texas-Arlington	12/8/89
21	Tiffany Miller	Kansas	12/4/93
21	Nyla Shepherd	Houston	12/1/89
21	Wendy Stammer	Arizona	12/6/86

TOTAL ATTEMPTS

73	Monique Adams	Florida	12/14/91
66	Nyla Shepherd	Texas	12/8/90
60	Cati Leak	Michigan	12/6/13
60	Monique Adams	Texas	12/8/90
58	Kyna Washington	New Mexico State	11/30/07
55	Marina Skender	Texas A&M	12/5/09
51	Luciana Reis	Utah	12/5/93
51	Monique Adams	Long Beach State	12/12/91
51	Nyla Shepherd	Texas-Arlington	12/8/89
49	Monique Adams	UCLA	12/12/90
48	Nyla Shepherd	Long Beach State	12/12/91
48	Nyla Shepherd	Houston	12/1/89

HITTING PERCENTAGE (MIN. 15 KILLS)

.700	Brittnee Cooper	Texas A&M (28-0-40)	12/5/09
.678	Tiffany Miller	Kansas (21-0-31)	12/4/93
.507	Monique Adams	Florida (43-6-73)	12/14/91
.483	Nyla Shepherd	Texas Tech (15-1-29)	12/7/90
.480	Angie Miller	Texas Tech (17-5-25)	12/5/92
.469	Lisa Smith	Florida (18-3-32)	12/4/87
.438	Julie Stempel	Houston (16-2-32)	12/1/89

ASSISTS

82	Daniela Reis	Florida	12/14/91
75	Daniela Reis	Texas	12/8/90
75	Daniela Reis	Texas-Arlington	12/8/89
67	Daniela Reis	Long Beach State	12/12/91
66	Daniela Reis	Houston	12/1/89
64	Sam Dabbs	Texas A&M	12/5/09
62	Luciana Santana	Kansas	12/4/93
62	Luciana Santana	Georgia Tech	12/3/93

DIGS

31	Elena Martinez	UCLA	12/5/08
31	Luciana Reis	Kansas	12/4/93
29	Haley Smith	Michigan	12/6/13
29	Angie Miller	Florida	12/14/91
25	Haley Smith	Washington	12/7/13
25	Elena Martinez	New Mexico State	11/30/07
25	Luciana Reis	Georgia Tech	12/3/93

BLOCKS

19	Tiffany Miller	Kansas	12/4/93
13	Lisa Smith	Arizona	12/6/86
11	Julie Stempel	Houston	12/1/89
10	Angie Miller	Long Beach State	12/12/91

ACES

4	Marina Skender	New Mexico State	11/30/07
4	Luciana Santana	Kansas	12/4/93
4	Julie Stempel	Texas Tech	12/13/91
4	Monica Freitas	Florida	12/4/87
4	Fran Lupio	Florida	12/4/87

Individual Match Records

KILLS - THREE-SET MATCH

26	Taylor Bannister	at Auburn	11/17/19
26	Monique Adams	Oklahoma	8/31/91
24	Kyna Washington	Ole Miss	9/12/07
23	Meghan Bedford	Mississippi State	10/13/00
22	Emily Boken	Alabama	10/31/97
22	Angie Miller	Penn State	9/5/92
22	Monique Adams	UCLA	12/12/90
21	Jelena Mijatovic	Jacksonville	8/26/05
21	Tiffany Miller	Mississippi State	10/30/94
21	Monica Freitas	Western Michigan	10/28/88

KILLS - FOUR-SET MATCH

43	Monique Adams	Florida (I-7th NCAA)	12/14/91
33	Wendy Stammer	Georgia	11/24/85
31	Cati Leak	UC Davis	8/31/13
30	Carmis Franks	South Carolina	10/25/96
30	Monica Freitas	Georgia	10/18/87
29	Fran Lupo	Florida State	11/6/88
28	Kelly Thompson	Kentucky	10/10/99
28	Kelly Thompson	Tulane	9/8/98
28	Carmis Franks	Alabama	11/1/96
28	Angie Miller	Kentucky	11/28/92

KILLS - FIVE-SET MATCH

37	Gina Tillis	at Georgia	10/2/15
36	Taylor Bannister	at SMU	9/15/18
33	Carmis Franks	Ole Miss	10/6/96
33	Luciana Santana	Arkansas	11/12/95
33	Monique Adams	Texas	11/21/91
32	Detra Brown	Kentucky	10/26/85
31	Nyla Shepherd	Wyoming	9/6/90
30	Angie Miller	Georgia	11/6/92
30	Monique Adams	Texas	12/8/90
30	Nyla Shepherd	Texas	10/21/89

TOTAL ATTEMPTS - THREE-SET MATCH

52	Taylor Bannister	Auburn	11/6/19
52	Meghan Bedford	Mississippi State	10/13/00
52	Emily Boken	Alabama	10/31/97
50	Angela Bensend	Kentucky	10/8/10
50	Marina Skender	Florida	10/15/06
49	Gina Tillis	Florida	10/14/16
49	Monique Adams	UCLA	12/12/90
48	Meghan Bedford	UNO	10/17/00
48	Emily Boken	Ole Miss	11/7/97
47	Kelly Thompson	Tennessee	10/8/99
47	Luciana Reis	Florida	11/19/93

TOTAL ATTEMPTS - FOUR-SET MATCH

77	Carmis Franks	South Carolina	10/25/96
74	Marina Skender	Florida	11/3/06
73	Monique Adams	Florida	12/14/91
72	Emily Boken	UNO	10/28/97
72	Emily Boken	UNO	8/29/97
69	Kylie DeBerg	Florida	10/10/21
68	Lauren Cuyler	UNO	9/4/98
65	Meghan Bedford	Tennessee	10/8/00
64	Marina Skender	Florida	11/13/09
64	Regan Hood	Oral Roberts	9/19/03

TOTAL ATTEMPTS - FIVE-SET MATCH

71	Taylor Bannister	Texas A&M	10/17/20
70	Madie Jones	Georgia	10/3/12
70	Jelena Mijatovic	Texas A&M	9/10/05
70	Kassi Mikulik	Houston	11/27/04
69	Taylor Bannister	Ole Miss	2/28/21
69	Jelena Mijatovic	Notre Dame	9/18/05
69	Luciana Santana	Arkansas	11/12/95
68	Madie Jones	Tennessee	10/10/12
68	Regan Hood	Houston	11/27/04
68	Tiffany Miller	Auburn	11/13/94

HITTING PERCENTAGE - 10-14 ATTEMPTS

.923	Ivana Kuzmic	Campbell	12-0-13	8/27/05
.909	Allee Morris	Texas A&M	10-0-11	11/21/21
.909	Marissa Maas	Grambling State	10-0-11	9/2/11
.857	Lisa Smith	Mississippi State	12-0-14	11/12/87
.846	Katie Kubena	Mississippi State	11-0-13	11/8/02
.833	Malorie Pardo	South Florida	10-0-12	8/29/14
.833	Madie Jones	UL-Lafayette	10-0-12	8/26/11
.833	Ivana Kuzmic	Tennessee	10-0-12	9/25/05
.818	Carmis Franks	South Carolina	9-0-11	10/17/93
.818	Daniela Reis	South Carolina	9-0-11	11/8/92
.818	Monique Adams	Alabama	9-0-11	11/9/91
.818	Nyla Shepherd	South Carolina	9-0-11	10/13/91
.818	Maureen Marek	McNeese State	9-0-11	10/26/82
.818	Wendy Stammer	Ole Miss	9-0-11	10/24/82

HITTING PERCENTAGE - 15-19 ATTEMPTS

.800	Monica Freitas	Southern	12-0-15	9/10/88
.765	Detra Brown	ULM	13-0-17	11/16/85
.750	Lauren DeGirolamo	UNO	12-0-16	8/24/07
.750	Leah Bennett	North Carolina	12-0-16	9/27/84
.733	Lisa Smith	Southwestern	11-0-15	9/6/87
.733	Leah Bennett	Washington	12-1-15	9/24/83
.722	Desiree Elliott	UL-Lafayette	14-1-18	8/26/11
.706	Lisa Smith	Nicholls State	13-1-17	11/10/87
.706	Detra Brown	UNO	12-0-17	10/21/86
.688	Desiree Elliott	Mississippi State	12-1-16	10/29/10
.688	Vanessa Hackett	UNO	13-2-16	9/1/93

HITTING PERCENTAGE - 20 OR MORE ATTEMPTS

.762	Taylor Bannister	Fresno St.	18-2-21	9/13/19
.727	Nyla Shepherd	Tulane	16-0-22	10/23/90
.700	Brittnee Cooper	Texas A&M	28-0-40	12/5/09
.700	Brittnee Cooper	Auburn	15-1-20	9/25/09
.700	Marina Skender	Auburn	16-2-20	10/28/05
.700	Angie Miller	Kentucky	15-1-20	11/30/91
.692	Brittnee Cooper	Florida	18-0-26	10/11/09
.667	Taylor Bannister	LIU Brooklyn	14-0-21	9/9/17
.667	Brittnee Cooper	Auburn	15-1/21	11/1/09
.667	Tiffany Miller	Kansas	21-0-31	12/4/93

ASSISTS - THREE-SET MATCH

65	Katie Kubena	Mississippi State	10/13/00
62	Luciana Santana	Arkansas State	10/22/93
61	Lauren O'Connor	UCF	9/3/00
59	Randi Winn	Arkansas	11/10/95
55	Randi Winn	North Carolina State	11/24/95
54	Luciana Santana	Bowling Green	12/4/93
53	Luciana Santana	Tennessee	11/12/93
52	Maggie Lonergan	Ole Miss	9/12/07
51	Eight Players	Tied	

ASSISTS - FOUR-SET MATCH

82	Daniela Reis	Florida	12/14/91
75	Lauren O'Connor	UNO	9/4/98
74	Lauren O'Connor	Kentucky	10/10/99
72	Randi Winn	Ole Miss	11/3/95
70	Lauren O'Connor	Tennessee	11/18/98
69	Katie Kubena	Houston	9/4/99
69	Randi Winn	Alabama	11/1/96
69	Simone DePaula	Georgia	10/18/87
68	Malori Pardo	UC Davis	8/31/13
68	Luciana Santana	Kentucky	10/29/93

ASSISTS - FIVE-SET MATCH

84	Lauren O'Connor	Mississippi State	11/8/98
81	Randi Winn	Tennessee	9/27/96
81	Lisa Sulatycki	North Carolina	10/21/88
79	Randi Winn	Arkansas	11/12/95
78	Lauren O'Connor	Ole Miss	10/11/98
78	Daniela Reis	Wyoming	9/6/90
76	Daniela Reis	Oklahoma	9/22/89
75	Five Players	Tied	

SERVICE ACES - THREE-SET MATCH

11	Wendy Stammer	Mississippi State	11/6/86
10	Wendy Stammer	Louisville	11/29/86
9	Fran Lupo	Tennessee	10/30/87
9	Wendy Stammer	Louisiana-Lafayette	9/30/86
9	Wendy Stammer	Mississippi State	10/31/85
8	Tonya Johnson	Indiana State	9/1/90
8	Fran Lupo	Mississippi State	11/12/87
8	Leah Bennett	Southern	10/5/83

SERVICE ACES - FOUR-SET MATCH

9	Lisa Sulatycki	Auburn	10/9/88
9	Sibel Gurkan	Tulane	9/22/87
8	Jelena Mijatovic	South Carolina	11/5/04
8	Penny Lucas	Texas A&M	10/7/83
7	Eight Players	Tied	

SERVICE ACES - FIVE-SET MATCH

10	Wendy Stammer	Texas Tech	9/14/86
8	Monica Freitas	Texas-Arlington	11/27/87
7	Kylie Deberg	Texas A&M	11/21/21
7	Jelena Mijatovic	Ole Miss	10/3/04
7	Lauren O'Connor	Connecticut	9/12/97
7	Sibel Gurkan	North Carolina	10/21/88
7	Monica Freitas	Kentucky	11/14/87
7	Monica Freitas	Texas A&M	9/25/87
7	Alice Card	Arizona	9/7/86
7	Wendy Stammer	Florida State	11/9/85
7	Wendy Stammer	Lamar	10/9/85

DIGS - THREE-SET MATCH

30	Luciana Reis	Arkansas State	10/22/93
26	Kassi Mikulik	Ole Miss	9/29/06
25	Elena Martinez	Georgia	11/16/07
25	Jennifer Hampton	Tulane	11/7/00
25	Jennifer Hampton	Mississippi State	10/13/00
24	Cheyenne Wood	Eastern Kentucky	8/26/16
24	Haley Smith	Auburn	11/23/14
23	Haley Smith	CSUN	9/19/15
23	Meghan Mannari	Mississippi State	9/25/11
23	Joanne Moore	Baylor	12/5/93

DIGS - FOUR-SET MATCH

40	Meghan Mannari	Auburn	10/19/12
35	Raigen Cianciulli	vs. Abilene Christian	9/14/18
33	Elena Martinez	Arkansas	9/16/07
31	Elena Martinez	UCLA	12/5/08
31	Luciana Reis	Kansas	12/4/93
30	Raigen Cianciulli	Tennessee	10/21/18
30	Elena Martinez	Ole Miss	10/17/07
30	Elena Martinez	Rice	9/1/07
29	Raigen Cianciulli	Auburn	11/15/17
29	Angie Miller	Florida	12/14/91

DIGS - FIVE-SET MATCH

43	Elena Martinez	Alabama	11/11/07
39	Haley Smith	Auburn	10/25/15
39	Meghan Mannari	South Carolina	11/13/11
36	Meghan Mannari	Miami	8/27/11
34	Ella Larkin	Rice	8/27/22
34	Raigen Cianciulli	at Mississippi State	10/02/21
34	Elena Martinez	Kentucky	11/2/07
34	Elena Martinez	Iowa	9/8/07
33	Sam Delahoussaye	Mississippi State	9/28/12
32	Raigen Cianciulli	at Ole Miss	10/7/18
32	Katie Lindelow	Auburn	11/15/13
32	Meghan Mannari	Ole Miss	10/23/11

BLOCK ASSISTS - THREE-SET MATCH

10	Julie Stempel	Tulane	11/2/88
9	Lauren DeGirolamo	Marquette	11/25/06
9	Lauren Cuyler	Georgia	11/18/00
8	14 Players	Tied	

BLOCK ASSISTS - FOUR-SET MATCH

17	Tiffany Miller	Kansas	12/4/93
13	Stacey Samuels	Michigan	10/26/85
12	Briana Holman	Alabama	9/28/14
11	Kelly Thompson	Michigan	9/12/98
11	Jackie Bode	Ole Miss	11/3/95
11	Julie Stempel	Southern Cal	11/16/89
9	12 Players	Tied	

Individual Match Records



BLOCK ASSISTS - FIVE-SET MATCH

16	Lisa Smith	Wyoming	9/11/87
14	Monica Freitas	Wyoming	9/11/87
14	Stacey Samuels	Arizona	9/7/86
14	Stacey Samuels	Ohio State	9/13/85
13	Ivana Kuzmic	Notre Dame	9/18/05
12	Miranda Cantu	Auburn	11/13/94
12	Simone DePaula	Wyoming	9/11/87
12	Briana Holman	Miami	9/13/13
11	Seven Players	Tied	

BLOCK SOLOS - THREE-SET MATCH

5	Monique Adams	William & Mary	10/26/90
5	Monica Freitas	Nebraska	9/20/87
5	Lisa Smith	Colorado State	10/4/86
5	Stacey Samuels	UL Lafayette	9/30/86
4	14 Players	Tied	

BLOCK SOLOS - FOUR-SET MATCH

8	Tracey Payne	Northwestern	9/8/89
5	Angie Miller	Long Beach State	12/12/91
5	Tracey Payne	Texas A&M	8/31/89
5	Monica Freitas	Georgia	10/18/87
5	Stacey Samuels	Texas-Arlington	10/18/86
5	Lisa Smith	New Mexico	9/27/86
5	Lisa Smith	Arizona State	9/6/86
5	Paula Rideau	Texas A&M	10/21/83
4	14 Players	Tied	

BLOCK SOLOS - FIVE-SET MATCH

9	Lisa Smith	Wyoming	9/11/87
6	Ivana Kuzmic	Houston	11/27/04
6	Miranda Cantu	Kentucky	11/18/94
6	Lisa Smith	Houston	11/29/86
5	Eight Players	Tied	

TOTAL BLOCKS - THREE-SET MATCH

12	Kelly Thompson	Ball State	9/5/97
12	Monique Adams	William & Mary	10/26/90
11	Angie Miller	Georgia	10/25/92
11	Julie Stempel	Tulane	11/2/88
10	Lauren Cuyler	Georgia	11/18/00
10	Lisa Smith	Auburn	11/20/87
10	Stacey Samuels	UNO	10/21/86
9	13 Players	Tied	

TOTAL BLOCKS - FOUR-SET MATCH

19	Tiffany Miller	Kansas	12/4/93
15	Stacey Samuels	Michigan	10/26/85
13	Stacey Samuels	Texas-Arlington	10/18/86
12	Brianna Holman	Alabama	9/28/14
12	Lauren DeGirolamo	Rice	9/1/07
12	Julie Stempel	Southern Cal	11/16/89
12	Tracey Payne	Texas A&M	8/31/89
11	Eight Players	Tied	

TOTAL BLOCKS - FIVE-SET MATCH

25	Lisa Smith	Wyoming	9/11/87
19	Monica Freitas	Wyoming	9/11/87
15	Miranda Cantu	Auburn	11/13/94
15	Stacey Samuels	Arizona	9/7/86
15	Stacey Samuels	Ohio State	9/13/85
14	Briana Holman	Tennessee	11/17/13
14	Briana Holman	Miami	9/13/13
14	Ivana Kuzmic	Houston	11/27/04
13	Brittnee Cooper	Notre Dame	10/23/07
13	Ivana Kuzmic	Notre Dame	9/18/05
13	Meagan Davis	San Jose State	9/18/99
13	Simone DePaula	Wyoming	9/11/87
13	Lisa Smith	Arizona	12/6/86

Individual Season Records

KILLS

703	Wendy Stammer	1986
657	Leah Bennett	1983
618	Monique Adams	1990
594	Detra Brown	1986
572	Detra Brown	1985
558	Nyla Shepherd	1989
522	Wendy Stammer	1985
516	Leah Bennett	1982
515	Angie Miller	1992
514	Paula Rideau	1983

KILLS PER SET (MIN. 500)

4.56	Angie Miller	1992
4.54	Monique Adams	1991
4.51	Monique Adams	1990
4.42	Wendy Stammer	1986
4.29	Taylor Bannister	2019
4.10	Nyla Shepherd	1989
4.04	Taylor Bannister	2018
3.87	Kyna Washington	2007
3.71	Kylie DeBerg	2021
3.71	Detra Brown	1986

TOTAL ATTEMPTS

1499	Kyna Washington	2007
1497	Wendy Stammer	1986
1430	Leah Bennett	1983
1321	Detra Brown	1986
1309	Paula Rideau	1983
1233	Cati Leak	2013
1203	Marina Skender	2006
1193	Nyla Shepherd	1989
1191	Emily Boken	1997
1187	Leah Bennett	1982

HITTING PERCENTAGE

.409	Brittnee Cooper	2009
.399	Angie Miller	1991
.381	Julie Stempel	1991
.383	Brianna Holman	2014
.377	Meagan Davis	2001
.370	Lauren Cuyler	2001
.351	Angie Miller	1992
.348	Meagan Davis	2000
.347	Marie Pritchett	1992
.346	Anita Anwusi	2021

ASSISTS

1701	Daniela Reis	1990
1611	Daniela Reis	1989
1608	Daniela Reis	1991
1531	Daniela Romero	2006
1459	Daniela Reis	1992
1428	Lauren O'Connor	1998
1426	Luciana Santana	1993
1426	Julie Boland	1986
1399	Malorie Pardo	2013
1386	Randi Winn	1995

ASSISTS PER SET (MIN. 1200)

13.43	Daniela Romero	2006
13.18	Daniela Reis	1991
13.08	Randi Winn	1995
12.58	Daniela Reis	1992
12.42	Daniela Reis	1990
12.31	Lauren O'Connor	1998
12.01	Randi Winn	1996
12.01	Daniela Reis	1989
11.71	Malorie Pardo	2011
11.41	Luciana Santana	1993

SERVICE ACES

151	Wendy Stammer (No. 5 NCAA)	1986
107	Wendy Stammer	1985
103	Claudia Lee	1982
100	Tish McHenry	1982
99	Monica Freitas	1987
92	Maureen Marek	1983
83	Kim Osterhoff	1985
79	Sibel Gurkan	1988
79	Gayle Stammer	1982
78	Two players tied	

DIGS

740	Elena Martinez (No. 19 NCAA)	2007
542	Raigen Cianciulli	2018
535	Kassi Mikulik	2006
518	Meghan Mannari	2011
516	Luciana Reis	1993
516	Elena Martinez	2008
514	Haley Smith	2014
500	Haley Smith	2013
499	Raigen Cianciulli	2017
498	Raigen Cianciulli	2021

DIGS PER SET (MIN. 400)

5.61	Elena Martinez	2007
4.96	Elena Martinez	2008
4.80	Raigen Cianciulli	2018
4.69	Kassi Mikulik	2006
4.67	Meghan Mannari	2011
4.57	Raigen Cianciulli	2021
4.46	Haley Smith	2015
4.46	Raigen Cianciulli	2017
4.43	Haley Smith	2014
4.36	Raigen Cianciulli	2019

BLOCK SOLOS

91	Lisa Smith	1986
69	Stacey Samuels	1986
61	Julie Stempel	1990
58	Lisa Smith	1987
55	Monique Adams	1990
54	Angie Miller	1991
53	Stacey Samuels	1985
52	Angie Miller	1992
50	Julie Stempel	1989
48	Leah Bennett	1982

BLOCK ASSISTS

190	Stacey Samuels	1985
189	Stacey Samuels	1986
162	Brianna Holman	2013
160	Ivana Kuzmic	2005
158	Lauren DeGirolamo	2007
152	Brittnee Cooper	2007
152	Lauren Degirolamo	2006
147	Leah Bennett	1983
145	Lisa Smith	1985
143	Julie Stempel	1989

BLOCKS PER SET (MIN. 100)

1.71	Ivana Kuzmic	2005
1.67	Angie Miller	1991
1.62	Lauren Degirolamo	2006
1.60	Stacey Samuels	1986
1.59	Ivana Kuzmic	2004
1.54	Brianna Holman	2013
1.51	Lauren DeGirolamo	2007
1.50	Angie Miller	1992
1.50	Stacey Samuels	1985
1.47	Brianna Holman	2014



Individual Career Records

KILLS

1902	Taylor Bannister	2017-2021
1735	Nyla Shepherd	1988-1991
1592	Wendy Stammer	1983-1986
1590	Leah Bennett	1981-1984
1504	Detra Brown	1983-1986
1500	Marina Skender	2005-2009
1481	Monique Adams	1989-1991
1473	Kyna Washington	2005-2008
1380	Lisa Smith	1984-1987
1369	Jennifer Hampton	1999-2002

KILLS PER SET (MIN. 1000 KILLS)

4.02	Monique Adams	1989-1991
3.80	Taylor Bannister	2017-2021
3.46	Nyla Shepherd	1988-1991
3.39	Carmis Franks	1993-1996
3.39	Kyna Washington	2005-2008
3.31	Regan Hood	2001-2004
3.28	Jennifer Hampton	1999-2002
3.24	Marina Skender	2005-2009
3.12	Kelly Thompson	1996-1999
3.06	Madie Jones	2009-2012

TOTAL ATTEMPTS

4540	Taylor Bannister	2017-2021
4262	Kyna Washington	2005-2008
4192	Marina Skender	2005-2009
4011	Jennifer Hampton	1999-2002
3774	Wendy Stammer	1983-1986
3769	Nyla Shepherd	1988-1991
3607	Cati Leak	2012-2015
3598	Leah Bennett	1981-1984
3515	Detra Brown	1983-1986
3389	Kelly Thompson	1996-1999

HITTING PERCENTAGE (MIN. 1500 ATT.)

.366	Angie Miller	1991-1992
.356	Briana Holman	2013-2014
.332	Meagan Davis	1998-2001
.329	Brittnee Cooper	2006-2009
.319	Monique Adams	1989-1991
.319	Julie Stempel	1988-1991
.313	Nyla Shepherd	1988-1991
.309	Lauren DeGirolamo	2006-2009
.308	Leah Bennett	1981-1984
.276	Venessa Hackett	1992-1993

ASSISTS

6379	Daniela Reis (No. 9 NCAA)	1989-1992
4911	Malorie Pardo	2011-2014
4486	Daniela Romero	2003-2006
3740	Lauren O'Connor	1997-2000
3702	Katie Kubena	1999-2002
2743	Randi Winn	1995-1996
2458	Luciana Santana	1992-1995
2234	Anna Zwiebel	201620-19
2089	Sam Dabbs	2008-2009
2004	Karli Rose	2019-2021

ASSISTS PER SET (MIN. 2500)

12.53	Daniela Reis	1989-1992
12.53	Randi Winn	1995-1996
11.41	Daniela Romero	2003-2006
10.76	Katie Kubena	1999-2002
10.68	Malorie Pardo	2011-2014
9.95	Lauren O'Connor	1997-2000

SERVICE ACES

365	Wendy Stammer (No. 6 NCAA)	1983-1986
254	Daniela Reis	1989-1992
205	Julie Stempel	1988-1991
195	Marina Skender	2005-2009
180	Luciana Santana	1992-1995
174	Leah Bennett	1981-1984
165	Marina Skender	2005-2008
165	Monica Freitas	1987-1988
162	Simone DePaula	1984-1987
158	Kyna Washington	2005-2008

DIGS

2260	Raigen Cianciulli	2017-2021
1593	Haley Smith	2012-2015
1527	Daniela Reis	1989-1992
1414	Elena Martinez	2005-2008
1380	Luciana Reis	1990-1993
1357	Kassi Mikulik	2003-2006
1315	Jennifer Hampton	1999-2002
1273	Marina Skender	2005-2009
1261	Wendy Stammer	1983-1986
1257	Lauren Waclawczyk	2008-2011

DIGS PER SET (MIN. 1000)

4.40	Raigen Cianciulli	2017-2021
4.39	Elena Martinez	2005-2008
3.92	Haley Smith	2012-2015
3.79	Meghan Mannari	2009-2012
3.29	Luciana Reis	1990-1993
3.22	Kassi Mikulik	2003-2006
3.15	Jennifer Hampton	1999-2002
3.00	Daniela Reis	1989-1992

BLOCK SOLOS

190	Lisa Smith	1984-1987
175	Julie Stempel	1988-1991
133	Stacey Samuels	1984-1986
116	Monique Adams	1989-1991
106	Angie Miller	1991-1992
101	Leah Bennett	1981-1984
97	Kelly Thompson	1996-1999
87	Tracey Payne	1986-1989
83	Brittnee Cooper	2006-2009
83	Meagan Davis	1998-2001

BLOCK ASSISTS

495	Lisa Smith	1984-1987
477	Julie Stempel	1988-1991
457	Stacey Samuels	1984-1986
454	Lauren DeGirolamo	2006-2009
421	Brittnee Cooper	2006-2009
385	Meagan Davis	1998-2001
378	Nyla Shepherd	1988-1991
364	Kelly Thompson	1996-1999
351	Wendy Stammer	1983-1986
349	Leah Bennett	1981-1984

TOTAL BLOCKS

685	Lisa Smith	1984-1987
652	Julie Stempel	1988-1991
590	Stacey Samuels	1984-1986
532	Lauren DeGirolamo	2006-2009
504	Brittnee Cooper	2006-2009
468	Meagan Davis	1998-2001
461	Kelly Thompson	1996-1999
450	Leah Bennett	1981-1984
430	Nyla Shepherd	1988-1991
413	Wendy Stammer	1983-1986

BLOCKS PER SET (MIN. 250)

1.65	Ivana Kuzmic	2004-2005
1.58	Angie Miller	1991-1992
1.51	Briana Holman	2013-2014
1.40	Stacey Samuels	1984-1986
1.33	Lauren DeGirolamo	2006-2009
1.32	Brittnee Cooper	2006-2009
1.24	Julie Stempel	1988-1991
1.15	Lisa Smith	1984-1987
1.14	Meagan Davis	1998-2001
1.06	Kelly Thompson	1996-1999

MATCHES PLAYED

151	Julie Stempel	1988-1991
150	Daniela Reis	1989-1992
149	Nyla Shepherd	1988-1991
137	Tess Sulatycki	1989-1992
134	Luciana Reis	1990-1993
133	Raigen Cianciulli	2017-2021
131	Taylor Bannister	2017-2021
126	Marina Skender	2005-2009
119	Angela Bensed	2007-2010
119	Kyna Washington	2005-2008
119	Kassi Mikulik	2003-2006
119	Jennifer Hampton	1999-2002
119	Kelly Thompson	1996-1999



Team Records

TEAM MATCH RECORDS

KILLS - THREE-SET MATCH

75	Mississippi State	10/30/94
71	Mississippi State	10/13/00
70	Arkansas	11/10/95
68	UCF	09/03/00
68	West Virginia	09/02/95
68	Arkansas State	10/22/93
68	Houston	09/28/91
66	Mississippi State	09/30/94
65	Penn State	09/05/92
64	Twice	

KILLS - FOUR-SET MATCH

99	Florida	12/14/91
89	Florida State	11/06/88
86	Alabama	11/01/96
84	Houston	09/04/99
83	Georgia	10/18/87
82	Kentucky	10/29/93
82	South Carolina	10/01/95
82	New Orleans	09/04/98
82	Tennessee	11/18/98
82	Kentucky	10/10/99

KILLS - FIVE-SET MATCH

102	Penn State	11/27/82
102	Tennessee	09/27/96
96	Oklahoma	09/22/89
96	Colorado State	09/07/90
96	Kentucky	10/04/92
96	Ole Miss	10/11/98
95	Wyoming	09/06/90
94	Auburn	11/13/94
94	Mississippi State	11/08/98
93	Twice	

ATTEMPTS - THREE-SET MATCH

176	Mississippi State	10/13/00
174	Tennessee	10/08/99
166	Tennessee	10/22/06
164	Mississippi State	10/30/94
163	Penn State	09/05/92
158	Florida	11/19/93
158	Arkansas	11/10/95
156	Arkansas	11/08/06
156	New Orleans	09/06/03
155	Ole Miss	11/07/97

ATTEMPTS - FOUR-SET MATCH

236	Florida	11/03/06
232	New Orleans	09/04/98
226	Tennessee	10/08/00
225	Houston	09/04/99
221	Kentucky	10/29/93
221	New Orleans	08/29/97
219	South Carolina	10/25/96
218	Tennessee	11/18/98
216	Ole Miss	10/19/01
216	Alabama	11/11/94

ATTEMPTS - FIVE-SET MATCH

266	Tennessee	09/27/96
255	Houston	11/27/04
251	Ole Miss	10/11/98
240	Arkansas State	09/15/00
236	Ole Miss	10/28/94
235	Auburn	11/13/94
234	Kentucky	10/04/92
233	Kentucky	10/12/97
232	Ole Miss	11/10/02
232	Arkansas	11/12/95
232	Alabama	10/17/99

HITTING PCT.- THREE-SET MATCH

.638	Louisiana-Lafayette	08/26/11
.625	South Carolina	10/13/91
.554	Georgia	10/11/91
.538	Missouri State	08/30/91
.524	Grambling State	09/02/11
.523	SE Louisiana	09/09/88
.519	Rice	09/25/92
.511	Louisiana-Monroe	11/16/86
.509	Alcorn State	09/04/10
.508	McNeese State	10/26/82
.508	Alabama	11/09/91

HITTING PCT. - FOUR-SET MATCH

.468	Alabama	10/21/11
.430	Alabama	11/23/90
.410	Nicholls State	09/21/82
.402	Georgia	10/14/11
.389	Kentucky	11/30/91
.385	Ball State	09/04/93
.376	Tulane	09/22/92
.368	Tennessee	10/24/21
.368	vs. Sam Houston State	09/11/21
.368	Tulane	09/26/89

HITTING PCT. - FIVE-SET MATCH

.364	at No. 15 Kentucky	09/24/22
.362	Alabama	09/25/21
.355	Mississippi State	11/08/98
.347	Florida State	09/20/02
.344	at Alabama	11/4/18
.327	Montana State	09/19/85
.326	New Orleans	10/11/94
.326	at Georgia	10/13/19
.325	Texas A&M	12/05/09
.325	Missouri	09/27/85
.321	Georgia	03/19/21

ASSISTS - THREE-SET MATCH

68	Mississippi State	10/13/00
65	West Virginia	09/02/95
64	UCF	09/03/00
62	Mississippi State	10/30/94
62	Arkansas State	10/22/93
61	Kentucky	11/20/06
60	Arkansas	11/10/95
60	Mississippi State	09/30/94
60	Bowling Green	12/04/93
60	Penn State	09/05/92

ASSISTS - FOUR-SET MATCH

87	Florida	12/14/91
81	Florida State	11/06/88
78	New Orleans	09/04/98
76	Kentucky	10/29/93
76	Houston	09/04/99
76	Kentucky	10/10/99
76	UC Davis	08/31/13
75	Long Beach State	12/12/91
75	Alabama	11/01/96
75	Tennessee	11/18/98

ASSISTS - FIVE-SET MATCH

91	Tennessee	09/27/96
87	Mississippi State	11/08/98
86	Kentucky	10/04/92
86	Auburn	11/13/94
86	Ole Miss	10/11/98
84	Colorado State	09/07/90
84	Arkansas	11/12/95
83	North Carolina	10/21/88
82	Wyoming	09/06/90
81	Three times	

ACES - THREE-SET MATCH

21	Mississippi State	11/12/87
19	Mississippi State	10/31/85
19	Mississippi State	11/06/86
19	Tennessee	10/30/87
18	North Carolina	09/27/84
18	Southern	10/16/85
18	Southern	10/05/83
17	Six times	

ACES - FOUR-GAME MATCH

23	Tulane (T-12 NCAA)	09/22/87
20	North Carolina	09/26/87
20	Auburn	10/09/88
19	Kentucky	11/07/86
18	Louisiana-Lafayette	10/26/87
18	Georgia	10/07/88
17	Four times	

ACES - FIVE-SET MATCH

20	Kentucky	11/14/87
19	Texas Tech	09/14/86
18	Ole Miss	09/29/84
18	Houston	11/08/86
17	Florida State	11/09/85
17	New Mexico State	09/25/87
17	Tennessee	11/17/88
16	Eight times	

DIGS - THREE-SET MATCH

95	Mississippi State	10/13/00
94	Houston	09/28/91
86	Penn State	09/05/92
78	Baylor	12/05/93
77	Tulane	10/08/96
76	Texas Tech	09/03/89
75	Arkansas State	10/22/93
73	New Orleans	10/17/00
70	Twice	

DIGS - FOUR-SET MATCH

119	Florida	11/03/06
116	Alabama	11/11/94
111	Florida	11/07/85
107	Florida	12/14/91
101	Tennessee	10/08/00
99	Michigan	09/04/15
98	Missouri	09/23/12
96	South Carolina	10/25/96
94	New Orleans	08/29/97
93	Texas	10/25/93

DIGS - FIVE-SET MATCH

123	Ohio State	10/04/85
116	Mississippi State	09/28/12
116	Tennessee	09/27/96
112	Arkansas State	09/15/00
111	Auburn	11/15/13
109	Arizona State	11/25/84
109	Auburn	11/13/94
108	Mississippi State	10/30/22
108	Georgia	09/29/85
108	Notre Dame	09/23/89
107	Alabama	11/11/07
107	Kentucky	10/26/85

BLOCK ASSISTS - THREE-SET MATCH

28	Georgia	11/18/00
28	Ball State	09/05/97
28	Tulane	11/02/88
27	Arkansas	11/10/00
26	Ole Miss	10/03/08
26	Mississippi State	10/14/05
26	Mississippi State	10/13/00
26	Georgia	10/25/92
25	Auburn	10/16/87
24	Three times	

BLOCK ASSISTS - FOUR-SET MATCH

40	Kansas	12/04/93
39	Michigan	10/26/85
32	Ole Miss	10/22/85
32	Texas-Arlington	10/20/90
32	Alabama	10/04/98
31	Southern Cal	11/16/89
31	Ole Miss	11/03/95
30	Alabama	09/28/14
30	Florida State	11/22/84
28	at Arkansas	09/22/21
28	Southern Illinois	09/30/83
28	Florida	11/07/85

BLOCK ASSISTS - FIVE-SET MATCH

59	Wyoming	09/11/87
40	San Jose State	09/18/99
39	Tulane	11/24/07
38	Missouri	09/27/85
37	Arizona	09/07/86
36	Kentucky	09/23/94
34	Rice	09/18/83
34	Ohio State	12/13/85
34	Arizona	12/06/86
34	Miami	09/13/13

BLOCK SOLOS - THREE-SET MATCH

9	Louisiana-Monroe	10/01/88
8	North Carolina	10/25/86
8	Nebraska	09/20/87
8	Texas A&M	09/22/90
8	William & Mary	10/26/90
8	Michigan State	09/14/91
8	Texas	10/02/91
8	Texas A&M	11/03/91
7	Nine times	

BLOCK SOLOS - FOUR-SET MATCH

14	Northwestern	09/08/89
14	New Mexico	09/08/90
12	Texas A&M	08/31/89
11	Texas-Arlington	10/18/86
10	Arizona State	09/06/86
9	Tennessee	10/10/10
9	Texas A&M	10/21/83
9	Georgia	10/18/87
9	Georgia	09/29/89
9	New Mexico	09/13/90

BLOCK SOLOS - FIVE-SET MATCH

16	Wyoming	09/11/87
13	Indiana	09/20/86
13	Florida	10/04/91
12	Tennessee	11/17/88
12	Wyoming	09/06/90
11	Nevada	09/19/86
11	Houston	11/29/86
11	Tulane	09/20/88
11	Pepperdine	09/14/90
10	Twice	

Team Records



TOTAL BLOCKS - THREE-SET MATCH

18	Charlotte	09/05/98
18	Ball State	09/05/97
18	Georgia	10/25/92
17.5	Auburn	10/16/87
17	Tennessee	11/04/07
17	Kentucky	11/02/89
17	Auburn	11/20/87
16.5	Texas	10/02/91
14	at Alabama	11/24/19
13	at Mississippi State	10/01/21

TOTAL BLOCKS - FOUR-SET MATCH

26	Kansas	12/04/93
24	Ole Miss	10/22/85
24	Texas-Arlington	10/18/86
23.5	Texas A&M	08/31/89
23	Texas-Arlington	10/20/90
21.5	Michigan	10/26/85
21.5	Northwestern	09/08/89
21	Georgia	09/29/89
21	New Mexico	09/08/90
20.5	USC	11/16/89

TOTAL BLOCKS - FIVE-SET MATCH

45.5	Wyoming	09/11/87
28.5	Arizona	09/07/86
27	Tulane	09/20/88
24.5	Georgia	11/25/90
23.5	Tennessee	11/17/88
23	Texas Lutheran	09/10/82
23	Lamar	10/09/85
22.5	Indiana	09/20/86
22.5	Rice	09/09/89
22	Four times	

TEAM SEASON RECORDS

KILLS

1982	2583 (No. 3 NCAA)
1983	2486 (No. 7 NCAA)
1986	2359 (No. 14 NCAA)
1990	2259
1989	2235
1985	2207
1991	2059
1993	2023
2007	2008
1992	1935

KILLS PER SET

2006	16.75
1991	16.74
1992	16.40
1995	16.18
2005	16.06
1990	16.02
1989	15.85
1993	15.80
2001	15.48
2002	15.44

TOTAL ATTEMPTS

1983	6571 (No. 4 NCAA)
1982	6297 (No. 9 NCAA)
1986	5495
2007	5461
1985	5287
1989	5172
2013	4968
1990	4908
2006	4881
2000	4875

ATTEMPTS PER SET

2000	43.37
2006	42.82
2007	41.37
2001	40.63
1996	40.12
2005	39.80
1995	39.72
1999	39.61
1998	39.61
2004	39.45

HITTING PERCENTAGE

1991	.333 (T-10 NCAA)
1990	.302
1992	.283
2009	.269
1989	.266
2010	.260
1986	.258
1988	.254
1993	.242
1985	.240

ASSISTS

1983	2164 (No. 7 NCAA)
1986	2061 (No. 13 NCAA)
1985	1925
1990	1913
1989	1873
2007	1816
1991	1787
1993	1785
2006	1763
1987	1691

ASSISTS PER SET

2006	15.46
2005	14.65
1991	14.53
1995	14.29
1992	14.14
1993	13.95
2007	13.76
2002	13.66
2001	13.59
1990	13.57

SERVICE ACES

1983	544 (NCAA Record)
1985	506 (No. 3 NCAA)
1982	489 (No. 4 NCAA)
1986	472 (No. 8 NCAA)
1987	466 (No. 11 NCAA)
1988	375
1989	367
1990	340
1984	332
1993	269

SERVICE ACES PER SET

1987	3.30 (No. 9 NCAA)
1985	3.03
1988	2.93
1986	2.86
1989	2.60
1990	2.41
1984	2.26
1995	2.14
1991	2.11
1993	2.10

DIGS

1983	2623
1985	2380
1986	2344
2007	2241
1989	2160
2013	2148
1990	2145
1993	2079
2006	1969
2000	1914

DIGS PER SET

2006	17.27
2000	17.09
2007	16.98
2012	16.85
1996	16.36
1993	16.24
2013	16.03
2010	15.98
2011	15.95
2001	15.87

TOTAL BLOCKS

1986	568
1985	525
1983	481
1982	471
1990	471
1989	465
2007	418
1987	403
1991	396
1988	372

BLOCKS PER SET

1986	3.44
1990	3.34
1989	3.30
1991	3.22
2007	3.17
1985	3.14
1987	3.05
2006	3.01
2005	2.93
2001	2.93