



FOOTBALL GAME NOTES

2022 SCHEDULE

DATE	OPPONENT/TV	TIME (CT)
Sept. 4	vs Florida State (ABC)	L, 24-23
Sept. 10	Southern (SEC Network)	W, 65-17
Sept. 17	Mississippi State* (ESPN)	W, 31-16
Sept. 24	New Mexico (SECN+/ESPN+)	W, 38-0
Oct. 1	at Auburn* (ESPN)	W, 21-17
Oct. 8	No. 8 Tennessee* (ESPN)	L, 40-13
Oct. 15	at Florida* (ESPN)	W, 45-35
Oct. 22	No. 7 Ole Miss* (CBS)	W, 45-20
Nov. 5	No. 6 Alabama* (ESPN)	W, 32-31
Nov. 12	at Arkansas* (ESPN)	W, 13-10
Nov. 19	UAB (ESPN2)	W, 41-10
Nov. 26	at Texas A&M* (ESPN)	L, 38-23
Dec. 3	SEC Championship vs. Georgia (CBS)	L, 50-30
Jan. 2	Cheez-It Citrus Bowl vs. Purdue	12 p.m.

* - Denotes SEC Games | All dates & times are Central and Subject to Change

COACH LOCATIONS

On The Field

Jamar Cain, Defensive Line Coach
 Kerry Cooks, Safeties Coach
 Brad Davis, Offensive Line
 Cortez Hankton, Receivers Coach
 Brian Kelly, Head Coach
 Brian Polian, Special Teams Coordinator
 Robert Steeples, Cornerbacks Coach
 Frank Willson III, Running Backs Coach

In The Press Box

Mike Denbrock, Offensive Coordinator
 Matt House, Defensive Coordinator
 Joe Sloan, Quarterbacks Coach

BY THE NUMBERS

35

Rushing TDs for LSU in 2022, tied for third in school history

6

Games in which **Jayden Daniels** has both rushed for a TD and passed for a TD

502

LSU's passing yards vs. Georgia, which ranks No. 3 in school history

ON THE AIR



Chris Blair, Play-By-Play
 Doug Moreau, Analyst
 Gordy Rush, Reporter



Bob Wischusen, Play-by-Play
 Dan Orlovsky, Analyst
 Kris Budden, Reporter

LSU Media Central

Media can access the current media guide, updated statistics and game notes all in one location at www.LSUports.net/media.

GAME FOURTEEN



January 2, 2023

Camping World Stadium • Orlando, Fla.
 12:00 p.m. CT • ABC



LSU

Record 9-4, 6-3 SEC
 Ranking 16 - AP | 15 - Coaches
 Last Game Dec. 3 vs. #1 Georgia L, 50-30
 Head Coach Brian Kelly
 Career Record 293-101-2
 LSU Record 9-4
 vs. Purdue First Game

Purdue

Record 8-5, 6-3 Big 10
 Ranking RV - AP | RV - Coaches
 Last Game Dec. 3 vs. #2 Michigan L, 43-22
 Head Coach Ryan Walters
 Career Record 0-0
 Record at Purdue 0-0

LSU To Face Purdue in Cheez-It Citrus Bowl

LSU (9-4) closes out its first season under head coach Brian Kelly on Monday, Jan. 2 when the Tigers face Purdue (8-5) in the Cheez-It Citrus Bowl in Orlando. Kickoff for the contest is scheduled for noon CT and will be televised on ABC with Bob Wischusen (pxp), Dan Orlovsky (analyst) and Kris Budden (sideline reporter) on the call. LSU, champions of the SEC Western Division, enters the game ranked No. 15 in the AFCA Coaches Poll, No. 16 in the AP Poll and No. 17 in the CFP Rankings. The Tigers are coming off a 50-30 loss to No. 1 Georgia in the SEC Championship Game on Dec. 3 in Atlanta. Purdue, winners of the Big Ten Western Division, is coming off a 43-22 loss to Michigan in the Big Ten Championship Game. It will mark the first meeting between LSU and Purdue in football. Coach Kelly is 6-0 all-time against Purdue with all six victories coming as head coach at Notre Dame. LSU will be making its 54th bowl game appearance and its sixth in the Citrus Bowl. The Tigers are 28-24-1 all-time in bowl game/playoff appearances. Dating back to 2000, LSU has appeared in a bowl game 22 times in 23 years, only exception came in 2020. LSU is 2-3 all-time in the Citrus Bowl with its most recent appearance coming on Jan. 1, 2018 when the Tigers dropped to a 21-17 decision to Notre Dame (coached by Brian Kelly). LSU will be after the 17th 10-win season in school history and the first since going 15-0 during the national championship in 2019. LSU goes into the game riding the arm and legs of QB Jayden Daniels. Daniels has accounted for 3,592 yards of total offense (818 rushing, 2,774 passing) and 27 TDs (11 rushing, 156 passing). His 3,592 yards of total offense rank No. 2 in LSU history behind only Joe Burrow (6,093 in 2019). Defensively, true freshman LB Harold Perkins leads the Tigers in sacks (6.5) and tackles for loss (11.5), while senior LB Micah Baskerville (84 tackles) and sophomore LB Greg Penn (72) lead the team in tackles.

Brian Kelly: Most Accomplished Hire in LSU History

First-year LSU coach Brian Kelly joined the program as the most accomplished hire in school history, coming to Baton Rouge after winning 284 games and claiming three National Coach of the Year honors in his previous 31 years as a head coach. Kelly's career-mark stands at 293-101 and includes 10, 10-win seasons at the FBS level (7 at Notre Dame, 3 at Cincinnati). In 12 years at Notre Dame, Kelly guided the Irish to 10 bowl appearances, including two College Football Playoff games and the BCS National Championship Game in 2012. Kelly ranks first among all active FBS head coaches in career wins (no matter the division) with 293. He went 113-40 at Notre Dame (12 years), 34-6 at Cincinnati (4 years), 19-16 at Central Michigan (3 years) and 118-35-2 at Grand Valley State (13 years). He's the only 3-time winner of the Home Depot National Coach of the Year Award as he claimed the honor in 2009 (Cincinnati) and 2012 and 2018 at Notre Dame. Kelly is 7-6 all-time in bowl games (5-5 at Notre Dame, 2-1 at Cincinnati).

QUICK NOTES

- LSU's **Jayden Daniels** is one of only 2 FBS QBs to have 800+ rushing yards and 2,000+ passing yards this year. **Daniels** has rushed for 818 yards and passed for another 2,774 yards. He's joined by John Rhys Plumlee of UCF (841 rush, 2,404 pass).
- Daniels** ranks No. 2 nationally in rushing yards (818) by a QB and he's tied for No. 4 in rushing TDs by a QB with 11.
- Daniels** has rushed for a TD and passed for a score in 6 games this year, the most for any player in LSU history in a single season breaking previous mark of 5 by Joe Burrow (2019) and Herb Tyler (1999).
- LSU has used 6 different starting combinations on its offensive line this year. **Miles Frazier** is the only player to start every game on the offensive line this year and he's done so at 3 positions (10 at LG, 2 at RG, 1 at RT).
- LSU starts true freshmen **Will Campbell** (12 starts LT) and **Emery Jones Jr.** (11 starts at RT) on the offensive line. The Tigers are 8-2 with Campbell and Jones in the starting lineup.
- LSU's Citrus Bowl roster features 2 receivers with 1,000 career receiving yards – **Kayshon Boutte** (1,782) and **Malik Nabers** (1,271).
- TE Mason Taylor**, one of 3 true freshmen to start on offense, has 33 receptions, which ranks 5th among all tight ends in LSU history for a single-season. **Taylor** has caught at least 1 pass in 12 of his 13 career games.
- WR **Malik Nabers** goes into the Citrus Bowl with 19 catches for 326 yards and a TD in LSU's last 3 games. He's coming off a 5-catch, 128-yard, 1 TD game vs. Georgia.

- As a team, LSU has rushed for 35 TDs, the sixth-highest total in school history and 2 from tying the LSU record of 37 set in 2013. **Daniels** leads the team with 11 rushing TDs, followed by
- In the SEC Championship Game vs. Georgia, LSU had 2 QBs throw for 200+ yards – the first time in school history it's happened. **Daniels** passed for 208 yards and a TD in the first half and **Garrett Nussmeier** set a school-record for passing yards in a half with 294 and 2 scores in the second half.
- Josh Williams** is LSU's top rusher from the running back position with 532 yards and 6 TDs. He has 2, 100-yard rushing games this year (106 vs. Florida, 118 s. Arkansas).
- Malik Nabers** leads all receivers with 63 receptions for 854 yards and 2 TDs, followed by **Kayshon Boutte** (48-538-2 TDs).
- Offensively, LSU is averaging 32.3 points and 442.7 total yards per game (181.1 rushing, 261.6 passing).
- Defensively, the Tigers are allowing 23.7 points and 361.5 total yards per game (152.5 rushing, 209.1 passing).
- In its last 11 games, Tennessee and Georgia are the only teams to score third quarter TDs on the Tigers. Tennessee scored 2 TDs in the 3Q in week 6, while Georgia had a TD in the SEC Championship Game. Outside of those 3 TDs, the only points LSU's defense has allowed in the 3Q since week 3 are field goals to Mississippi State and Alabama.

Cheez-It Citrus Bowl Week

28

WEDNESDAY

29

THURSDAY

30

FRIDAY

No SEC
Teleconference

31

SATURDAY

1

SUNDAY

No Media Availability

2

MONDAY

Gameday
LSU vs. Purdue
12:00 p.m. on ABC

3

TUESDAY

Off Day

LSU Media Services

Brian Kelly Interviews

Monday Press Conference:

LSU head coach Brian Kelly meets with the media each Monday of game week in the Lawton Room at Tiger Stadium. A transcript of Coach Kelly's opening statement as well as the question and answer session can be found on www.LSUsports.net. LSU will distribute the interview via FTP. A link to download the press conference will be emailed to members of the media each Monday afternoon during the season. Email Michael Bonnette at mbonnet@lsu.edu to be placed on the distribution list.

Listen To Brian Kelly's Weekly Press Conference

Members of the media can access the audio portion of Coach Kelly's Weekly Press Conference each Monday starting at 12:30 p.m. CT at www.LSUsports.net/live or over the radio in the Baton Rouge area on 104.5 FM.

SEC Teleconference

The 14 SEC coaches are featured on a weekly teleconference each Wednesday at 10 a.m. CT during the regular season. Coach Kelly speaks for 10 minutes starting at 10 a.m. Contact the LSU Sports Information Department to obtain the phone number to access the call.

Thursday Post-Practice

Coach Kelly meets with the media in the Team Meeting Room of the Football Ops Building at approx. 6:15 p.m. each Thursday during the regular season.

LSU Player Interviews

LSU players are available to the media during a typical game week on Tuesday at 6:15p.m. in the Team Room at Football Ops. Members of the media are not permitted to contact players on their cell phones under any circumstance.

LSU Video Newsfeed

LSU will be distributing video interviews and other highlights via FTP during the 2022 season. A link to download the newsfeed will be emailed to members of the media each Monday afternoon during the season. Email Michael Bonnette at mbonnet@lsu.edu to be placed on the distribution list.

LSU Football on Social Media

facebook.com/LSUfootball
twitter.com/LSUfootball
instagram.com/LSUfootball
twitter.com/CoachBrianKelly
twitter.com/LSUMediaAlerts
LSUsports.net/connect



Communications Office • (225) 578-8226

Michael Bonnette • Assoc. AD/Communications

Coach Kelly and Player Interview Requests |

E-mail: mbonnet@lsu.edu

Kent Lowe • Sr. Assoc. Communications Director

Credentials | E-mail: clowe@lsu.edu

Brandon Berrio • Director of Social Media & Branding

E-mail: bberri1@lsu.edu

Ashleigh Maerke • Graduate Assistant

E-mail: amaerk1@lsu.edu

South Stadium Productions

Cody Worsham • Chief Brand Officer

Branding | E-mail: cworsham@lsu.edu

Emily Dixon • Executive Director of Creative Content

Video | E-mail: emily@lsu.edu

Jason Feirman • Executive Director/Creative Design

Logos | E-mail: jfeirman@lsu.edu

Lindsey Thompson • Asst. Director/Creative Design

Graphics | E-mail: lthompson1@lsu.edu

Gus Stark • Photography Coordinator

Photos | E-mail: astar18@lsu.edu

LSU Director of Digital Media

Todd Politz - todd@lsusp.com

Network Operations/SEC Network

John Schiebe - jschieb@lsu.edu

LSU Radio

Chris Blair - chris@lsusp.com

LSUsports.net/media

The Official Website of LSU Athletics is home to all the football information you need. Schedules, results, rosters, bios, statistics and game notes can be found and are always up to date. The Media section has SID emails, credential requests and branding information.

CollegePressBox.com

Collegepressbox is the official media website for Division I football. Access and download game notes, quotes, statistics, media guides, headshots, logos and more for all FBS schools, conferences, postseason games, awards and the College Football Playoff. For access, please register for an account at collegepressbox.com/register.



Brian Kelly

Head Coach

@CoachBrianKelly

Overall Record: 293-101-2
LSU Record: 9-4

- National Coach of the Year - 2009, 2012, 2018
- College Football Playoff Berths - 2018, 2020
- BCS Championship Finalist - 2012
- All-Time Winningest Coach at Notre Dame (113)

THE KELLY FILE

Year at LSU: First
 Birthdate: October 25, 1961 in Everett, Mass.
 Wife: Paqui
 Children: Patrick, Grace, and Kenzel
 High School: St. John's Preparatory School (Danvers, Mass.)
 College: Assumption College (Mass.), 1983

OVERALL HEAD COACHING RECORD

SCHOOL	YEARS	OVERALL RECORD
Grand Valley State	1991-2003	118-35-2 (.761)
Central Michigan	2004-06	19-16 (.543)
Cincinnati	2006-09	34-6 (.850)
Notre Dame	2010-21	113-39 (.743)
LSU	2022-	9-4
Overall	1991-2022	293-101-2

PLAYING EXPERIENCE

1979-83 Assumption College (club) - Linebacker

COACHING EXPERIENCE

1987-89	Grand Valley State (graduate assistant)
1989-90	Grand Valley State (defensive coordinator)
1991-2003	Grand Valley State (head coach)
2004-06	Central Michigan (head coach)
2006-09	Cincinnati (head coach)
2010-21	Notre Dame (head coach)
2022	LSU (head coach)

YEAR-BY-YEAR HEAD COACHING RECORD

YEAR	SCHOOL	OVERALL RECORD
1991	Grand Valley State	9-3
1992	Grand Valley State	8-3
1993	Grand Valley State	6-3-2
1994	Grand Valley State	8-4
1995	Grand Valley State	8-3
1996	Grand Valley State	8-3
1997	Grand Valley State	9-2
1998	Grand Valley State	9-3
1999	Grand Valley State	5-5
2000	Grand Valley State	7-4
2001	Grand Valley State	13-1
2002	Grand Valley State	14-0
2003	Grand Valley State	14-1
2004	Central Michigan	4-7
2005	Central Michigan	6-5
2006	Central Michigan	9-4
2006	Cincinnati	1-0
2007	Cincinnati	10-3
2008	Cincinnati	11-3
2009	Cincinnati	12-0
2010	Notre Dame	8-5
2011	Notre Dame	8-5
2012	Notre Dame	12-1
2013	Notre Dame	9-4
2014	Notre Dame	8-5
2015	Notre Dame	10-3
2016	Notre Dame	4-8
2017	Notre Dame	10-3
2018	Notre Dame	12-1
2019	Notre Dame	11-2
2020	Notre Dame	10-2
2021	Notre Dame	11-1
2022	LSU	9-4
TOTAL		293-101-2

Brian Kelly, who has more victories than any active coach in major college football, was named LSU's 34th head football coach on December 1, taking over a program that has won four national championships.

The most accomplished hire in program history, Kelly joins LSU – which has won national championships under each of its last three head coaches – with more than 280 career victories in his collegiate head coaching career, the most among active FBS coaches. He is one of only five active FBS coaches who have guided their programs to multiple undefeated regular seasons since 2009, and he has led his teams to the College Football Playoffs in two of the last three seasons.

In his first year at LSU, Kelly guided the Tigers to a 9-3 overall mark, the SEC Western Division title and a berth in the league's championship game. He becomes only the third coach in SEC Championship Game history to lead his team to the league's title game in his first season in the conference.

Now in his 32nd year as a head coach at the collegiate level, Kelly has amassed a record of 293-100-2, which ranks him first among all active FBS coaches in career victories, ahead of Alabama's Nick Saban (283 wins) and North Carolina's Mack Brown (268 wins). Kelly has only had two teams finish below .500 during his 32-year collegiate career.

Prior to taking over at LSU, Kelly served as the head coach at Notre Dame where he became the school's all-time leader in victories with 113. He moved ahead of legendary Knute Rockne for the top spot in 2021. His 12-year mark at Notre Dame stands at 113-40, which includes a 54-9 mark over the past five seasons.

During his Notre Dame career, Kelly led the Irish to the 2012 BCS national title game as well as College Football Playoff appearances in 2018 and 2020. He was named National Coach of the Year by numerous outlets in 2012 and 2018. He's the only coach to win the Home Depot Coach of the Year Award more than once, and he's done it three times (2009, 2012, and 2018).

In 12 seasons at Notre Dame, Kelly's teams won at least 10 games seven times, including 2021, as the Irish posted an 11-1 mark and were ranked as high as No. 5 in the nation during his final season in South Bend. His career at Notre Dame concluded with him leading the Irish to double-digit wins in five consecutive seasons - 10-3

record in 2017, followed by a 12-1 mark in 2018, 11-2 in 2019, 10-2 in 2020 and 11-1 in 2021.

Individually, Notre Dame players claimed eight consensus All-America honors playing for Kelly, while the Irish had players win nine national awards during that span. Kelly's Notre Dame teams have produced 55 NFL Draft picks since 2012, including 10 in the first round.

Academically under Kelly, the Irish had eight players earn the prestigious CoSIDA Academic All-America honor, and three were selected as National Football Foundation Scholar-Athletes. As a team, Notre Dame consistently ranked among the nation's top four in the NCAA's Graduation Success Rate.

Prior to joining the Irish, Kelly transformed Cincinnati into a football powerhouse, winning Big East titles in 2008 and 2009. In three years at Cincinnati, the Bearcats won 34 games and appeared in the Orange and Sugar Bowls. In 2007, Kelly led Cincinnati to the school's first-ever 10-win season with a 10-3 mark and a win in the PapaJohns.com Bowl. In his final season at Cincinnati, Kelly's team posted a 12-0 regular season mark and earned a berth to the Sugar Bowl.

Kelly's first Division I head coaching position came in 2004 when he took over at Central Michigan. In three years with the Chippewas, Kelly's teams won 19 games, claimed the Mid-American Conference title in 2006 and appeared in a bowl game for the first time in 12 years.

Kelly's first head coaching job came at Division II Grand Valley State in 1991, a position he held for 13 years. He won 118 games at Grand Valley State and led the Lakers to back-to-back national titles in 2002 and 2003. He won 41 games during his final three years in Allendale.

A native of Everett, Mass., Kelly was a four-year letterwinner at linebacker and two-time team captain at Assumption College in Worcester, Mass. He graduated from Assumption in 1983 with a degree in political science.

Kelly and his wife Paqui have three children – Patrick, Grace and Kenzel. The Kellys are active in community outreach and have established the Kelly Cares Foundation which has donated nearly \$6 million to support causes related to the fight against breast cancer since its founding in 2008.



WINNINGEST ACTIVE FBS HEAD COACHES

RANK	NAME	SCHOOL	YEARS	WINS
1.	Brian Kelly	LSU	31	293
2.	Nick Saban	Alabama	26	274
3.	Mack Brown	North Carolina	33	266
4.	Kirk Ferentz	Iowa	26	190
5.	Willie Fritz	Tulane	25	185

NOTABLE HONORS

2018

Home Depot National Coach of the Year
 Stallings National Coach of the Year
 Bobby Dodd National Coach of the Year
 AP National National Coach of the Year

2012

AP National Coach of the Year
 Walter Camp National Coach of the Year
 Sporting News National Coach of the Year
 Home Depot National Coach of the Year
 Liberty Mutual National Coach of the Year
 AFCA National Coach of the Year

2009

Home Depot National Coach of the Year

BOWL EXPERIENCE

SEASON	BOWL	TEAM	OPPONENT	RESULTS
2006	International	Cincinnati	Western Michigan	W, 27-24
2007	Papajohns.com	Cincinnati	Southern Mississippi	W, 31-21
2008	Orange	Cincinnati	Virginia Tech	L, 20-7
2010	Sun	Notre Dame	Miami	W, 33-17
2011	Champs Sports	Notre Dame	Florida State	L, 18-14
2012	BCS Championship	Notre Dame	Alabama	L, 42-14
2014	Music City	Notre Dame	LSU	W, 31-28
2015	Fiesta	Notre Dame	Ohio State	L, 44-28
2017	Citrus	Notre Dame	LSU	W, 21-17
2018	Cotton (CFP Semi)	Notre Dame	Clemson	L, 30-3
2019	Camping World	Notre Dame	Iowa State	W, 33-9
2020	Rose (CFP Semi)	Notre Dame	Alabama	L, 31-14
2023	Citrus	LSU	Purdue	12 p.m. CT



LSU President William F. Tate, Coach Brian Kelly and Athletics Director Scott Woodward.



Brian Kelly with (l-r) daughter Grace, wife Paqui, sons Kenzel and Patrick.

TRACKING THE TIGERS

WEEK	AP	COACHES	CFP
Preseason	RV	RV	--
Week 2	NR	NR	--
Week 3	NR	NR	--
Week 4	RV	RV	--
Week 5	RV	RV	--
Week 6	25	RV	--
Week 7	RV	RV	--
Week 8	RV	RV	--
Week 9	18	20	--
Week 10	15	17	10
Week 11	7	8	7
Week 12	6	7	6
Week 13	6	6	5
Week 14	11	13	14
Week 15	16	15	17

COACHES POLL

RK.	TEAM	REC.	POINTS	PREV
1	Georgia (59)	13-0	1523	1
2	Michigan (2)	13-0	1466	2
3	Ohio State	11-1	1359	5
4	TCU	12-1	1353	3
5	Alabama	10-2	1282	6
6	Tennessee	10-2	1116	8
7	Penn State	10-2	1074	7
8	USC	11-2	1054	4
9	Kansas State	10-3	1050	10
10	Utah	10-3	1044	12
11	Clemson	11-2	1003	11
12	Washington	10-2	864	9
13	Florida State	9-3	741	14
14	Oregon	9-3	661	15
15	LSU	9-4	635	13
16	Oregon State	9-3	629	16
17	Tulane	11-2	591	18
18	UCLA	9-3	541	17
19	South Carolina	8-4	354	20
20	Notre Dame	8-4	323	19
21	Texas	8-4	300	21
22	UTSA	11-2	206	24
23	Mississippi State	8-4	139	25
24	Troy	11-2	132	NR
25	North Carolina	9-4	95	22

AP POLL

RK.	TEAM	REC	POINTS	PREV
1	Georgia (62)	13-0	1574	1
2	Michigan (1)	13-0	1513	2
3	TCU	12-1	1430	3
4	Ohio State	11-1	1398	5
5	Alabama	10-2	1285	6
6	Tennessee	10-2	1233	7
7	Utah	10-3	1110	12
8	USC	11-2	1068	4
9	Penn State	10-2	1063	8
10	Clemson	11-2	1042	10
11	Kansas State	10-3	1032	13
12	Washington	10-2	933	9
13	Florida State	9-3	708	14
14	Tulane	11-2	681	18
15	Oregon	9-4	670	15
16	LSU	9-3	660	11
17	Oregon State	9-3	644	16
18	UCLA	9-3	570	17
19	Notre Dame	8-4	394	19
20	South Carolina	8-4	382	20
21	Texas	8-4	305	24
22	UTSA	11-2	227	23
23	Troy	11-2	158	NR
24	Mississippi State	8-4	119	25
25	NC State	8-4	59	NR

NOTEBOOK

LSU Football – Cheez-It Citrus Bowl Notebook vs. Purdue

LSU to Face Purdue for First Time on Gridiron

LSU will face Purdue for the first time on the gridiron when the teams meet on Jan. 2 in the Cheez-It Citrus Bowl in Orlando. LSU and Purdue have met in men's basketball, women's basketball and baseball. LSU is 1-1 vs. Purdue in men's basketball (W, 94-87 in 20T in 1986 NCAA Tournament first round; L, 80-56 in 2003 NCAA Tournament first round). LSU is 2-3 vs. Purdue in women's basketball. The Tigers are 7-0 vs. Purdue in baseball.

LSU To Appear In A Bowl Game For 54th Time

LSU will make its 54th bowl appearance when the Tigers meet Purdue in the Cheez-It Bowl on Jan. 2 in Orlando. LSU is 28-24-1 all-time in bowl games, which includes a 2-0 mark in the College Football Playoffs. LSU is 2-3 in Citrus Bowl games. Dating back to the 2000 season, LSU has appeared in a bowl game every year with the exception of 2020. Last year, with a depleted LSU roster featuring only 39 scholarship players and no quarterback, dropped a 42-20 decision to Kansas State in the Texas Bowl in Houston.

LSU After 10-Win Season

LSU enters the Purdue game with a 9-4 mark and in search of its 10th win of the season. LSU has won at least 10 games 17 times in its history, most recently in 2019 when the Tigers went 15-0 and won the CFP National Championship. Eleven of LSU's 16 10-wins seasons have come since the Tigers went 10-3 in 2001. Head coach Brian Kelly looks to join Mike Archer (10 wins in 1987) and Les Miles (11 wins in 2005) as the only first-year coaches in school history to win 10 games in their initial season with the Tigers. The one difference between Kelly and Miles and Archer is Kelly took over a team coming off a losing record (6-7), while Archer took over a 9-3 squad that won the SEC title in 1986 and Miles took over a 9-3 team from Nick Saban.

LSU Returns To Orlando To Open 2023 Season Against Florida State

LSU returns to Orlando for the 2023 season-opener when the Tigers face Florida State on Sunday, Sept. 3 at Camping World Stadium. LSU opened the 2022 season against Florida State in New Orleans, falling to the Seminoles, 24-23, at the Mercedes-Benz Superdome. The last time LSU ended a season in a road/neutral venue where they open the following year came in 2010 and 2011. That time, LSU beat Texas A&M in the Cotton Bowl at AT&T Stadium in Arlington, Texas to cap the 2010 season and then opened 2011 with a 40-27 victory over Oregon in AT&T Stadium.

LSU Ranked No. 15 In Coaches Poll, No. 16 In AP Poll and No. 17 In CFP Rankings

LSU goes into the Purdue game ranked No. 15 in the AFCA Coaches Poll and No. 16 in the AP Top 25. The Tigers were ranked No. 17 in the final CFP Rankings, which were released on Dec. 4. The Tigers peaked at No. 6 in both the AP and Coaches polls following its win over UAB in week 11.

LSU Went 6-3 Against Teams Advancing To Bowl Games

LSU faced 9 teams who are appearing in bowl games this year and the Tigers posted a 6-3 mark in those games. LSU's win over bowl teams came against Mississippi State (ReliaQuest Bowl), Florida (L, Las Vegas Bowl), Ole Miss (Texas Bowl), Alabama (Sugar Bowl), Arkansas (Liberty Bowl) and UAB (W, Bahamas Bowl). LSU's losses came to Florida State (Cheez-It Bowl), Tennessee (Orange Bowl) and Georgia (Playoffs).

Brian Kelly vs. Purdue

LSU coach Brian Kelly has a 6-0 mark vs. Purdue, all coming as head coach at Notre Dame. Kelly's first Notre Dame victory came against the Boilermakers by a 23-12 count on Sept. 4, 2010. Kelly picked up his sixth win over Purdue last year when the Irish beat the Boilermakers, 27-13, in South Bend.

LSU vs. the Big Ten

LSU is 9-15-2 all-time against current members of the Big Ten. LSU last played a Big Ten in the 2016 season-opener, dropping a 16-14 decision to Wisconsin at Lambeau Field. LSU has faced 10 of the 14 current members of the Big Ten. The four Big Ten teams LSU has yet to face in football include Purdue, Michigan, Minnesota and Northwestern. Here's LSU's record against current Big Ten teams:

Opponent	Record	Last Meeting
Illinois	1-0	2002 Sugar Bowl (W, 47-34)
Indiana	2-1	1978
Iowa	1-1	2014 Outback Bowl (W, 21-14)
Maryland	0-3	195
Michigan State	1-0	1995 Independence Bowl (W, 45-26)
Nebraska	0-5-1	
Ohio State	1-1-1	2008 BCS National Championship (W, 38-24)
Penn State	0-2	2010
Rutgers	0-1	1922
Wisconsin	3-1	2016

LSU's Citrus Bowl History

LSU's game against Purdue will be the program's sixth appearance in the Citrus Bowl which dates back to the 1979 season when the Tigers posted a 34-10 win over Wake Forest in what was the final game of the Charlie McClendon era. LSU is 2-3 all-time in Citrus Bowl games with wins coming over Wake Forest and Louisville in 2016 and losses to Iowa (2005), Penn State (2010) and Notre Dame (2018). Current LSU head coach Brian Kelly was on the Notre Dame sidelines for the Irish's victory over the Tigers in the 2018 Citrus Bowl. LSU's previous Citrus Bowl appearances have all come with drama and interesting storylines. Here's a look at some storylines from previous LSU appearances in the Citrus Bowl:

NOTEBOOK

1979 vs. Wake Forest

· Legendary coach Charles McClendon – still the winningest coach in school history - coaches his final game at LSU, beating Wake Forest, 34-10, on Dec. 22, 1979.

2004 vs. Iowa

· In what was Nick Saban's final game at LSU, Iowa scored on a 56-yard pass as time expired to knock off the Tigers, 30-25. LSU had taken its first lead of the game at 25-24 with 46 seconds remaining when JaMarcus Russell connected with Skyler Green on a 3-yard TD pass.

2009 vs. Penn State

· In a game played in the rain and a muddy field, Penn State kicked a 21-yard field goal with 57 seconds left to win, 19-17. LSU trailed by as many as 16-3 and took its only lead of the game at 17-16 early in the fourth quarter on a 1-yard run by Stevan Ridley.

2016 vs. Louisville

· LSU held Louisville's Heisman Trophy QB Lamar Jackson to 186 total yards and to only 3 field goals as the Tiges won going away, 29-9.

2017 vs. Notre Dame

· Notre Dame, coached by Brian Kelly, scored on a 55-yard pass with 1:28 remaining to rally for a 21-17 win over the Tigers. LSU had regained the lead at 17-14 with 2:03 left in the contest on a 17-yard field goal.

The following is a game-by-game recap of LSU's previous appearances in the Citrus Bowl:

Dec. 22, 1979

LSU 34, Wake Forest 10

LSU's win over Wake Forest in 1979 marked the final game of the legendary coaching career of the winningest coach in LSU history Charles McClendon. The win over Wake Forest was the 138th for McClendon at LSU, a mark that still stands as the most in school history. The game also featured a quarterback named Steve Ensminger, who is currently the acting offensive coordinator and quarterbacks coach for the Tigers. Against Wake Forest, Ensminger scored on a 4-yard run in the fourth quarter for LSU's final points. Ensminger rushed for 43 yards and completed 5-of-7 passes for 74 yards in the contest as he platooned with David Woodley at quarterback.

Jan. 1, 2005

Iowa 30, LSU 25

In what was the final game of Nick Saban era at LSU, Iowa scored on a 56-yard pass as time expired to shock the Tigers, 30-25. LSU rallied from a 24-12 fourth quarter deficit with a pair of JaMarcus Russell TD passes to Skyler Green. The first was a 22-yard strike with 8:21 to go that cut the deficit to 24-19 and then with 36 seconds left Russell hit Green with a 3-yard TD pass to give the Tigers a 25-24 lead – their first advantage of the game. Iowa needed just three plays to go 71 yards in 46 seconds, capped by the last-second Hail Mary that gave the Hawkeyes a 30-25 victory.

Jan. 1, 2010

Penn State 19, LSU 17

A sloppy field held LSU's explosive offense in check as the Tigers once again lost another Citrus Bowl late in the fourth quarter, this time coming at the hands of Penn State. The Nittany Lions kicked a 21-yard field goal with 57 seconds left to beat LSU, 19-17. LSU took its only lead of the game early in the fourth quarter on a 1-yard run by Stevan Ridley, putting the Tigers up 17-16. Penn State went 65-yards on 12 plays to setup the game winning kick with less than a minute left.

Dec. 31, 2016

LSU 29, Louisville 9

LSU dominated from start to finish as the Tigers limited the high-powered Louisville offense, featuring Heisman Trophy quarterback Lamar Jackson, to a season-low nine points in the 29-9 victory. Derrius Guice rushed for 138 yards, including a 70-yard TD run and a 1-yard scoring reception, to earn game MVP honors. The LSU defense held Louisville to 220 total yard and sacked Jackson a bowl record eight times.

Jan. 1, 2018

Notre Dame 21, LSU 17

Notre Dame, coached by Brian Kelly, scored on a 55-yard pass play with 1:28 left in the contest to beat the 17th-ranked Tigers, 21-17. The teams combined for 13 points in the first three quarters, before a scoring barrage took place in the final stanza. The teams combined for 25 points in the fourth quarter as the Tigers took a 14-6 lead on a Derrius Guice 2-yard TD reception from Danny Etling with 11:13 to go. The Irish tied the score at 14-14 following a TD and two-point conversion with 7:49 remaining. A 17-yard field goal by Jack Gonsulin put the Tigers back on top, 17-14, with 2:03 left in the contest before Notre Dame responded with its game-winning drive.

LSU's Citrus Bowl Individual Highs

Rushing Yards

138	Derrius Guice vs. Louisville, 2016
109	Alley Broussard vs. Iowa, 2005
98	Derrius Guice vs. Notre Dame, 2018

Rushing TDs

2	David Woodley vs. Wake Forest, 1979
---	-------------------------------------

COLLEGE FOOTBALL PLAYOFF

RK.	TEAM	REC	PREV
1	Georgia	13-0	1
2	Michigan	13-0	2
3	TCU	12-1	4
4	Ohio State	11-1	5
5	Alabama	10-2	6
6	Tennessee	10-2	7
7	Clemson	11-2	9
8	Utah	10-3	11
9	Kansas State	10-3	10
10	USC	11-2	4
11	Penn State	10-2	8
12	Washington	10-2	12
13	Florida State	9-3	13
14	Oregon State	9-3	15
15	Oregon	9-3	16
16	Tulane	11-2	18
17	LSU	9-4	14
18	UCLA	9-3	17
19	South Carolina	8-4	19
20	Texas	8-4	20
21	Notre Dame	8-4	21
22	Mississippi State	8-4	24
23	NC State	8-4	25
24	Troy	11-2	NR
25	UTSA	11-2	NR

(as of Dec. 20)

TIGER TRENDS

	2022	Kelly	Streak
August	0-0	0-0	W1
September	3-1	3-1	W3
October	3-1	3-1	W2
November	3-1	3-1	L1
December-January	0-1	0-1	L1

LSU's Conference Record...

at home	3-1	3-1	W2
on the road	3-2	3-2	L2

LSU's Non-Conference Record...

at home	3-0	3-0	W3
on the road	0-0	0-0	L1
neutral	0-1	0-1	L1

LSU vs. Ranked Opponents...

at home	2-0	2-0	W2
on the road	0-1	0-1	L1
neutral	0-0	0-0	W5

LSU's Record in Games...

decided by 7 pts or less	3-1	3-1	W3
decided by 3 pts or less	3-1	3-1	W3
Away/neutral during day	2-1	2-1	L1
Away/neutral at night	1-2	1-2	L1
Home during day	0-1	0-1	L1
Home at night	5-0	5-0	W5

LSU's Record When Scoring...

less than 20 points	1-1	1-1	W1
20+ points	7-2	7-2	L1
30+ points	6-1	6-1	L1

LSU's Record When Allowing...

14 or fewer points	3-0	3-0	W3
24 or fewer points	6-1	6-1	W3
25+ points	3-3	3-3	L2

LSU's Record When...

Leading after the 1st qtr	3-1	3-1	W3
Trailing after the 1st qtr	5-3	5-3	L2
Tied after the 1st qtr	0-0	0-0	L1
Leading at halftime	6-0	6-0	W6
Trailing at halftime	3-4	3-4	L2
Tied at halftime	0-0	0-0	L1
Leading after the 3rd qtr	8-0	8-0	W8
Trailing after the 3rd qtr	1-4	1-4	L3
Tied after the 3rd qtr	0-0	0-0	L1

LSU's Record With...

less than 300 yds total off.	2-0	2-0	W2
300+ yards total offense	5-3	5-3	L1
400+ yards total offense	4-0	4-0	W4
500+ yards total offense	5-1	5-1	L1
600+ yards total offense	1-0	1-0	W1
less than 100 yards rush	0-2	0-2	L2
100+ yards rushing	5-1	5-1	W5
150+ yards rushing	7-1	7-1	L1
200+ yards rushing	3-0	3-0	W3
250+ yards rushing	2-0	2-0	W2
less than 200 yards pass	3-1	3-1	L1
200+ yards passing	6-2	6-2	W3
300+ yards passing	3-1	3-1	W1
350+ yards passing	1-0	1-0	W1
400+ yards passing	1-1	1-1	L1

LSU's Record When Allowing...

less than 200 total yards	1-0	1-0	W1
less than 300 total yards	4-0	4-0	W4
less than 400 total yards	3-1	3-1	W3
400+ yards total offense	3-3	3-3	L2
less than 100 yards rush	3-0	3-0	W3
100+ yards rush	6-3	6-3	L1
less than 200 yards pass	5-1	5-1	L1
less than 300 yards pass	5-3	5-3	L1
300+ yards pass	2-0	2-0	W2

NOTEBOOK

Passing Yards

229	Danny Etling vs. Notre Dame, 2018
217	Danny Etling vs. Louisville, 2016
202	Jordan Jefferson vs. Penn State, 2010
199	David Woodley vs. Wake Forest, 1979

Completions

19	Danny Etling vs. Notre Dame, 2018
16	Danny Etling vs. Louisville, 2016

Attempts

33	Danny Etling vs. Notre Dame, 2018
29	Danny Etling vs. Louisville, 2016
24	Jordan Jefferson vs. Penn State, 2010

Passing TDs

2	Danny Etling vs. Notre Dame, 2018
2	JaMarcus Russell vs. Iowa, 2005

Receptions

8	Dwayne Bowe vs. Iowa, 2005
7	Malachi Dupre vs. Louisville, 2016
6	Terrence Toliver vs. Penn State, 2010
6	Skyler Green vs. Iowa, 2005
5	Brandon LaFell vs. Penn State, 2010
5	DJ Chark vs. Notre Dame, 2018

Receiving Yards

139	Malachi Dupre vs. Louisville, 2016
122	Dwayne Bowe vs. Iowa, 2005
87	Brandon LaFell vs. Penn State, 2010
81	Terrence Toliver vs. Penn State, 2010

Receiving TDs

2	Derrius Guice vs. Notre Dame, 2018
2	Skyler Green vs. Iowa, 2005

LSU Wins SEC Western Division, Reached SEC Title Game For 7th Time

LSU won the SEC Western Division and reached the league's title game for the seventh time. The Tigers captured the SEC Western Division title with a 6-2 league mark and then dropped a 50-30 decision to top-ranked Georgia in the SEC Championship Game. LSU is 5-2 all-time in SEC Championship Games. LSU's five SEC Championship Game victories is the third-most in the league, trailing only Alabama (10) and Florida (7).

LSU: From Cellar to Championship Game In Just One Season Under Brian Kelly

LSU joins the Arkansas team in 1995 and Auburn in 2013 as the only teams to reach the SEC title game a year after finishing last in its division. LSU finished last in the SEC Western Division in 2021 with a 3-5 league mark and advanced to the SEC Championship Game this year with a 6-2 conference record. Arkansas was the first to do it, going 2-6 in 1994, followed by a division-winning mark of 6-2 in 1995. Auburn was next to accomplish the feat, going 7-1 in 2013 after finishing last in the SEC West in 2012 with an 0-8 mark. Florida beat Arkansas, 34-3, in the 1995 title game, while Auburn defeated Missouri, 59-42, in the 2013 SEC Championship Game.

DT Mekhi Wingo Named Third Team AP All-America

LSU DT Mekhi Wingo was named third team All-America by the Associated Press. Wingo, a St. Louis native in his first year at LSU after transferring from Missouri, established himself as one of the nation's top run stoppers in 2022. In 13 games, Wingo racked up 44 tackles, 4.0 tackles for loss and a pair of sacks. He broke up four passes, had four QB hurries and was responsible for creating three turnovers. Wingo started LSU's final 12 games, moving into the lineup when sophomore Maason Smith was lost for the season in the first quarter of the season-opener against Florida State. Wingo responded by rarely coming off the field, playing over 700 snaps for an LSU defense that rated among the best in the SEC. A Freshman All-SEC selection last year at Missouri, Wingo earned second-team All-SEC honors in 2022 as he helped lead LSU to a 9-4 overall mark and the SEC Western Division crown. Wingo was named the SEC Defensive Lineman of the Week for his performance in LSU's 45-20 win over No. 7 Ole Miss in late October. In that game, Wingo recorded seven tackles along with 1.5 sacks totaling 18 yards in losses. He also forced a fumble, batted down two passes and added a quarterback hurry as the Tigers limited the Rebels to a season-low 116 rushing yards.

Punter Jay Bramblett Named Second Team Academic All-America

LSU punter Jay Bramblett earned second team Academic All-America selected by the College Sports Communicators. Bramblett, in his first year with the Tigers after transferring from Notre Dame, posted a 4.0 grade point average during his first year at LSU. A graduate of Notre Dame, Bramblett is pursuing a master's degree in leadership and human resource development. Bramblett becomes the 23rd Tiger to earn first or second team Academic All-America honors selected by the College Sports Communicators (formerly CoSIDA). On the field, Bramblett averaged 44.2 yards on 47 punts. He had 18 of his punt downed inside the 20-yard line and 13 traveled 50 yards or more. Bramblett ranked No. 25 in the nation in punting average.

NOTEBOOK

Four Tigers Named to All-SEC Coaches Team for 2022

Junior DE BJ Ojulari headlined a list of four LSU players named to the 2022 SEC Coaches' All-SEC team. Ojulari earned first team All-SEC honors, while a trio of Tigers – offensive tackle Will Campbell, linebacker Harold Perkins, and defensive tackle Mekhi Wingo – were named to the second team. Ojulari, a permanent team captain, led a Tiger defense that ranked among the best in the conference, racking up 58 tackles, 8.5 tackles for loss and 5.5 sacks. Ojulari was twice named SEC Defensive Lineman of the Week in 2022. Perkins, a true freshman from New Orleans, had one of the most impressive rookie seasons for any defender in school history, leading the Tigers in both sacks (6.5) and tackles for loss (11.5). He added 69 total tackles and 13 quarterback hurries. Wingo, a sophomore defensive tackle in his first year at LSU after transferring from Missouri, started 12 games for the Tigers and recorded 44 tackles, 4.0 tackles for loss and a pair of sacks. He recovered two fumbles and forced another in becoming one of the most productive defensive linemen in the SEC. Campbell, one of four true freshmen in the LSU starting lineup, started 12 games at left tackle for the Tigers in 2022. Campbell became the first true freshman in LSU history to start a season-opener at left tackle and he set the school record for starts by a true freshman offensive lineman with 12. Campbell helped pave the way for an LSU rushing attack that averaged 181 yards per game, which included an LSU quarterback rushing record of 818 yards by Jayden Daniels. Daniels also set the LSU record for rushing TDs by a quarterback with 11.

Three LSU Defensive Standouts Earn Spots On AP All-SEC Team

Three LSU defenders – BJ Ojulari, Harold Perkins and Mekhi Wingo – were selected to the Associated Press All-SEC Team. Ojulari and Perkins were both named to the first team, while Wingo was a second-team selection. Twice the SEC Defensive Player of the Week, Perkins becomes only the third true freshman in LSU history to be named first-team AP All-SEC. Perkins joins cornerback Derek Stingley Jr. (2019) and running back Dalton Hilliard (1982) as the only true freshmen in LSU history to earn first-team AP All-SEC honors.

Program-Best 6 Players on Freshman All-SEC Team

A program-best six LSU players landed on the Freshman All-SEC Team as voted on by the league's coaches. The six LSU players on the team also led the league with Georgia following with five. LSU's list of freshmen on the team include three offensive players, two specialist and one defender. The group includes offensive tackles Will Campbell and Emery Jones, Jr., tight end Mason Taylor, linebacker Harold Perkins Jr., along with kicker Damian Ramos and kickoff specialist Nathan Dibert.

LSU Players Not Available For Bowl Game

A host of Tigers will not be available when LSU takes the field against Purdue in the Cheez-It Citrus Bowl on Jan. 2. Here's the list of LSU players not participating in the game:

Opt Outs/Not Available

DE BJ Ojulari
DE Ali Gay
WR Jaray Jenkins
CB Mekhi Garner
DT Jaquelin Roy
TE Nick Storz

Transfer Portal

DE Desmond Little
LB Kolbe Fields
CB Jaelyn Davis-Robinson
CB Raydarious Jones
CB Damarius McGhee
OL Cam Wire
OL Xavier Hill
OL Marcus Dumervil
WR Jack Bech
TE Kole Taylor

New Redshirt Rule To Benefit 3 Tigers – Wiggins, West and Davis

The new redshirt rule allowing players to play in a bowl game and it not count towards eligibility will aid 3 players on the LSU roster: DE Quincy Wiggins, OL Fitzgerald West and RB/DB Derrick Davis. All 3 players have seen action in 4 games this year, but are now eligible to see action against Purdue if called upon.

With 35 TDs, LSU Nearing School Mark for Rushing TDs

LSU enters the Purdue game with 35 rushing TDs this year, just 2 shy of tying the school record of 37 set in 2013. LSU's 35 rushing TDs rank No. 3 in school history, one shy of tying for No. 2 at 36. Here's a look at the Top 5 rushing TD seasons in LSU history along with the player who led the Tigers in rushing TD in each of those seasons:

- 37 in 2013 (Jeremy Hill, 16)
- 36 in 2015 (Leonard Fournette, 22)
- 35 in 2022 (Jayden Daniels, 11)
35 in 2011 (Spencer Ware, 8; Kenny Hilliard 8)
35 in 2007 (Jacob Hester, 12)
35 in 1977 (Charles Alexander, 17)

Daniels and Nuss Team Up For LSU First Against Georgia in SEC Title Game

Jayden Daniels and Garrett Nussmeier teamed up for a first in LSU history against Georgia in the SEC Championship Game as they became the first quarterbacks in school history to each throw for 200 yards

#NFLSU

Active NFL Rosters

Kwon Alexander	LB	NYJ
Tashawn Bower	DE	LV
Michael Brockers	DT	DET
Joe Burrow	QB	CIN
Tory Carter	FB	TEN
K'Lavon Chaisson	OLB	JAX
DJ Chark	WR	DET
Saahdiq Charles	OT	WAS
Ja'Marr Chase	WR	CIN
Will Clapp	C	LAC
Damone Clark	LB	DAL
La'el Collins	OT	CIN
Jabril Cox	LB	DAL
Lloyd Cushenberry	C	DEN
Ty Davis-Price	RB	SF
Austin Deculus	OT	HOU
Grant Delpit	S	CLE
Clyde Edwards-Helaire	RB	KC
Neil Farrell	DT	LV
Breiden Fehoko	DT	LAC
Blake Ferguson	LS	MIA
Reid Ferguson	LS	BUF
Cordale Flott	DB	NYG
Leonard Fournette	RB	TAM
Kristian Fulton	CB	TEN
Russell Gage	WR	ATL
Davon Godchaux	DT	NE
Chasen Hines	G	NE
Danielle Hunter	DE	MIN
Ed Ingram	G	MIN
Donte Jackson	CB	CAR
Justin Jefferson	WR	MIN
Deion Jones	LB	CLE
Arden Key	DE	JAX
Jarvis Landry	WR	NO
Rashard Lawrence	DT	ARI
Damien Lewis	OG	SEA
Terrace Marshall Jr.	WR	CAR
Tyrann Mathieu	DB	NO
Jalen Mills	FS	NE
Foster Moreau	TE	LV
Patrick Peterson	CB/RS	MIN
Ethan Pocic	C	CLE
Patrick Queen	LB	BAL
Duke Riley	LB	MIA
Derek Stingley Jr.	CB	HOU
Stephen Sullivan	TE	CAR
Trai Turner	OG	WAS
Devin White	LB	TAM
Tre'Davious White	CB	BUF
Darren Williams	RB	AZ
Greedy Williams	CB	CLE
Al Woods	DT	SEA
Cade York	K	CLE

Injured Reserve

Jamal Adams	S	SEA
Racey McMath	WR	TEN
Jacob Phillips	LB	CLE
Rashard Robinson	CB	TAM

FUTURE FOOTBALL

2023

Sept. 3	vs. Florida St. (Orlando)
Sept. 9	GRAMBLING
Sept. 16	at Mississippi State
Sept. 23	ARKANSAS
Sept. 30	at Ole Miss
Oct. 7	at Missouri
Oct. 14	AUBURN
Oct. 21	ARMY
Oct. 28	Open Date
Nov. 4	at Alabama
Nov. 11	FLORIDA
Nov. 18	GEORGIA ST.
Nov. 25	TEXAS A&M

2024

TBA	vs. USC (Las Vegas)
Sept. 7	RICE
Sept. 21	UCLA
Sept. 28	SOUTH ALABAMA

2025

Aug. 30	at Clemson
Sept. 6	LA TECH
Nov. 22	WESTERN KENTUCKY

2026

Sept. 5	CLEMSON
---------	---------

2027

Sept. 18	at Oklahoma
----------	-------------

2028

Sept. 9	OKLAHOMA
---------	----------

2029

Sept. 8	ARIZONA STATE
---------	---------------

2030

Sept. 7	at Arizona State
---------	------------------

2031

Sept. 6	at Utah
---------	---------

2032

Sept. 11	UTAH
----------	------

Home games in ALL CAPS

NOTEBOOK

in a half in a game. Daniels, who entered the game slowed by an ankle injury, threw for 208 yards in the first half. Nussmeier spelled Daniels in the second half and threw for 294 yards and 2 TDs. The 294 passing yards by Nussmeier were the most in a half in LSU history. He connected on 15-of-27 passes with one interception during the final two quarters of play. LSU finished with 502 passing yards against Georgia, the most in the history of the SEC Championship Game. LSU also set SEC Championship Game records for passing attempts (52) and its 31 completions rank No. 2 in the history of the game.

Daniels Ranks No. 2 in LSU History For Total Offense In A Season

Jayden Daniels goes into the Purdue game with 3,592 yards of total offense, which ranks as the second-highest total in LSU history. Daniels has accounted for 818 rushing yards and 2,774 passing yards. He trails only Heisman Trophy quarterback Joe Burrow on the LSU single-season list. Burrow holds both the LSU and SEC marks with 6,039 yards (358 rushing, 5,671 passing) in 2019. Daniels is one of only five players in LSU history to top the 3,000-yard mark for total offense in a season. Here's that list:

Yards	Player (Year)	Stats
6,039	Joe Burrow (2019)	358 rush, 5,671 pass
3,390	Jayden Daniels (2022)	824 rush, 2,566 pass
3,351	Rohan Davey (2001)	4 rush, 3,347 pass
3,293	Joe Burrow (2018)	399 rush, 2,894 pass
3,271	JaMarcus Russell (2006)	142 rush, 3,129 pass

2 LSU Receivers Have 1,000 Career Yards

LSU goes into the Purdue with a wide receiver group that features 2 players with 1,000 career receiving yards. That list is led by junior Kayshon Boutte with 1,782 yards, followed by sophomore Malik Nabers (1,271). Nabers is the most recent player to join LSU's 1,000-yard receiving club, doing so in the win over UAB. LSU has had 41 players reach 1,000 career receiving yards.

LSU Defense Has 6 Significant Redzone Stops In 2022

LSU's defense has 6 significant redzone stops this year, most recently a turnover on downs forced in the fourth quarter of a 13-10 win over Arkansas. LSU had game-changing redzone stops in 4 consecutive games – beginning with the win over Florida and continuing through the Arkansas game. Here's a look at some of the significant redzone stops for LSU in 2022:

Game	Situation	Outcome
Florida State	3-and-1 at LSU 1 (4Q)	Fumble recovered by Mekhi Wingo Result: LSU drove the length of field to pull to within 24-23 as time expired, blocked PAT kept game from going into OT
Auburn	2-and-goal at LSU 10 (3Q)	Interception by Harold Perkins Result: LSU led 21-17 at the time after trailing by as many as 17-0 in first half
Florida	4-and-4 at LSU 12 (3Q)	Turnover on downs (Florida incomplete pass) Result: LSU led 35-21 at the time; LSU responded with 13-play, 88-yard drive to extend lead to 42-21
Ole Miss	2-and-goal at LSU 9 (3Q)	Interception by Joe Foucha in endzone Result: LSU led 24-20 and responded with 10-play, 80-yard drive to take 31-20 lead early in 4Q
Alabama	2-and-goal at LSU 4 (1Q)	Interception by Jarrick Bernard-Converse in endzone Result: LSU kept Alabama out of the endzone on its first possession; LSU led 7-6 at halftime
Arkansas	4-and-goal at LSU 3 (1Q)	Turnover on downs (Wingo with tackle) Result: Down 3-0, LSU kept Arkansas out of the endzone in the low-scoring contest

Daniels 1 of Only 2 FBS QBs with 2,000-Passing Yards and 800-Rushing Yards

LSU's Jayden Daniels goes into the Cheez-It Citrus Bowl as 1 of only 2 FBS quarterbacks with 2,000 passing yards and 800 rushing yards. Through 13 games, Daniels has thrown for 2,774 yards and added another 818 yards on the ground. Daniels is already the LSU record holder for rushing yards (818) and rushing TDs (11) by a quarterback. Daniels' 818 rushing yards ranks No. 2 among all FBS quarterbacks, just behind John Rhys Plumlee of UCF (841). Here's a list of the only 2 FBS QBs with 2,000 passing yards and at least 800 rushing yards:

Player (School)	Rushing Yards	Passing Yards
Jayden Daniels (LSU)	818	2,744
John Rhys Plumlee (UCF)	841	2,404

Daniels Just Shy of Becoming 5th 3,000-Yard Passer in LSU History

Jayden Daniels enters the Purdue game 256 yards shy of becoming the fifth 3,000-yard passer in LSU history. Daniels enters the contest with 2,744 passing yards, which No. 8 on the school's all-time list. Joe Burrow holds the LSU and SEC record for passing yards in a season with 5,671 in 2019. Here's who Daniels is chasing on the LSU single-season passing list:

Joe Burrow	5,671	2019
Rohan Davey	3,347	2001
JaMarcus Russell	3,129	2006
Zach Mettenberger	3,082	2013
Joe Burrow	2,894	2018
Matt Mauck	2,825	2003

NOTEBOOK

Max Johnson	2,815	2021
Jayden Daniels	2,744	2022

Daniels One of Only 4 Starting FBS QBs with 3 or Fewer Interceptions

Jayden Daniels has thrown only 3 interceptions all season, the second-lowest total of any FBS starting QB. Daniels' interceptions came in the loss to Tennessee (LSU's final play of the game), in the win over Arkansas and against Georgia. Coastal Carolina's Grayson McCall threw only 2 interception in 10 games, while Tennessee's Hendon Hooker threw 2 interceptions in 11 games. The other starting FBS QB with 3 interceptions this year include is J.J. McCarthy (Michigan).

Daniels Holds LSU QB Marks For Single-Season Rushing Yards and TDs

Jayden Daniels extended his LSU record for rushing yards and rushing TDs by a QB in week 11 vs. UAB as he accounted for 1 in the win over the Blazers. Daniels broke both school marks in the win over Ole Miss on Oct. 22. Now 13 games into his first season at LSU, Daniels has rushed for 11 TDs and he's gained 818 yards on the ground. The previous LSU QB rushing TD single-season mark was 7 held by a host of Tigers (most recently Joe Burrow in 2018) and the prior single-season rushing record stood at 450 by Jordan Jefferson in 2010. The following is a look at how Daniel's rushing yards and TDs rank in LSU single-season history:

Rushing TDs by a Quarterback

No.	Player (Year)
11	Jayden Daniels (2022)
7	Joe Burrow (2018)
	Jordan Jefferson (2010)
	Herb Tyler (1998, 1997, 1996)
	Jeff Wickersham (1983)
	David Woodley (1979)

Rushing Yards by a Quarterback

Yards	Player (Year)
818	Jayden Daniels (2022)
450	Jordan Jefferson (2010)
449	Nelson Stockley (1965)
433	Alvin Dark (1942)
412	Fred Haynes (1966)

Daniels Moves Up LSU's TDs Responsible For List

With 1 TD accounted for against Georgia, QB Jayden Daniels now stands at No. 5 in LSU's single-season history in that category with 27. Daniels is within reach of moving all the way to No. 2 on the LSU list, however, reaching Joe Burrow's NCAA mark of 65 in 2019 is well out of reach. Here's a look at the numbers Daniels is chasing:

Single-Season TDs Responsible For

No.	Player (Breakdown)	Year
65	Joe Burrow (5 rush, 60 pass)	2019
29	JaMarcus Russell (1 rush, 28 pass)	2006
29	Matt Mauck (1 rush, 28 pass)	2003
28	Max Johnson (1 rush, 27 pass)	2021
27	Jayden Daniels (11 rush, 16 pass)	2022
25	Matt Flynn (4 rush, 21 pass)	2007
25	Herb Tyler (7 rush, 18 pass)	1998
24	Tommy Hodson (2 rush, 22 pass)	1989

Daniels' 14 TDs In 3-Game Span No. 3 in LSU History; Also Ranked No. 3 in 2-Game Span

Jayden Daniels accounted for 14 TDs in LSU's wins over Florida, Ole Miss and Alabama. The 14 TDs over that 3-game span ranks as the third-highest total in school history, trailing only Joe Burrow, who had 18 in 2019 against Georgia, Oklahoma and Clemson and 15 against Vanderbilt, Utah State and Florida. Here's a look at the most TDs accounted for in a 2 and 3-game span in LSU history:

3-Game Span

TDs	Player	Opponents
18	Joe Burrow	8 vs. Oklahoma (1 rush, 7 pass) in 2020 CFP National Semifinal 6 vs. Clemson (1 rush, 5 pass) in 2020 CFP National Championship 4 vs. Georgia (4 pass) in 2019 SEC Championship
15	Joe Burrow	6 at Vanderbilt (6 pass) in game 5 in 2019 6 vs. Utah State (1 rush, 5 pass) in game 6 in 2019 3 vs. Florida (3 pass) in game 7 in 2019

STATISTICAL COMPARISON (2022)

Category	LSU	Purdue	CONF. (FBS) RANKING	
			LSU	Purdue
Record:	9-4	8-5		
Conference:	6-3	6-3		
3rd Down Conversion:	.473	.398	3(14)	7(59)
Opp. 3rd Down Conversion:	.407	.328	10(85)	7(22)
4th Down Conversion	.500	.577	9(63)	5(39)
4th Down Conversion Defense	.391	.500	3(18)	7(62)
Fewest Penalties	79	69	8(82)	8(47)
Fewest Penalty Yards	688	711	7(84)	10(90)
1st Down Defense	248	228	7(69)	8(42)
1st Down Offense	318	307	2(9)	1(15)
Kickoff Return Defense	23.89	18.74	13(120)	6(48)
Kickoff Returns	19.69	17.04	7(72)	13(117)
Net Punting	39.30	36.79	7(47)	14(105)
Passing Offense	261.6	287.2	5(38)	2(17)
Passing Yards Allowed	209.1	213.8	6(40)	10(50)
Punt Returns	2.73	6.14	14(127)	9(86)
Punt Return Defense	10.07	5.53	9(102)	6(41)
Red Zone Offense	.862	0.925	7(47)	3(7)
Red Zone Defense	.800	0.821	5(35)	9(58)
Rushing Defense	152.5	136.0	7(71)	8(41)
Rushing Offense	181.1	123.1	8(45)	11(105)
Sacks Allowed	3.46	1.85	13(123)	8(54)
Scoring Defense	23.2	24.6	5(40)	9(53)
Scoring Offense	32.3	28.1	6(38)	6(70)
Passing Efficiency	142.85	132.75	7(42)	10(75)
Passing Efficiency Defense	127.59	131.49	9(61)	11(71)
Sacks	1.92	2.15	9(88)	8(69)
Tackles for Loss	5.1	4.7	12(97)	12(109)
Time of Possession	31.04	32.04	5(38)	4(24)
Total Defense	361.6	349.8	6(48)	9(37)
Total Offense	442.7	410.3	6(30)	4(50)
Turnover Margin	-.08	0.00	6(74)	9(69)
Turnovers Gained	17.0	20.0	5(62)	4(33)
Turnovers Lost	18.0	20.0	10(73)	12(90)

NOTEBOOK

14	Joe Burrow	3 vs. Northwestern State (1 rush, 2 pass) in game 4 in 2019 6 at Vanderbilt (6 pass) in game 5 in 2019 6 vs. Utah State (1 rush, 5 pass) in game 6 in 2019
14	Jayden Daniels	6 at Florida (3 rush, 3 pass) in game 7 in 2022 5 vs. Ole Miss (3 rush, 2 pass) in game 8 in 2022 3 vs. Alabama (1 rush, 2 pass) in game 9 in 2022

2-Game Span

TDs	Player	Opponents
14	Joe Burrow	8 vs. Oklahoma (1 rush, 7 pass) in 2020 CFP National Semifinal 6 vs. Clemson (1 rush, 5 pass) in 2020 CFP National Championship
12	Joe Burrow	6 at Vanderbilt (6 pass) in game 5 in 2019 6 vs. Utah State (1 rush, 5 pass) in game 6 in 2019
11	Jayden Daniels	6 at Florida (3 rush, 3 pass) in game 7 in 2022 5 vs. Ole Miss (3 rush, 2 pass) in game 8 in 2022

More Historic Moments for Jayden Daniels

Jayden Daniels made LSU history for a third time this year with his performance against Florida. This time, Daniels became the first player in LSU history to rush for 3 TDs and pass for 3 TDs in a game decided in regulation. The only other player in LSU history to accomplish the feat was Joe Burrow, who did in the 7 OT game vs. Texas A&M in 2018. This is the third time in 2022 Daniels has done something historic from the quarterback position. Here's a look at Daniels' historic moments during his brief LSU career:

- First LSU QB to rush for 100 yards and throw for 200 yards in a game decided in regulation
 - 114 rush, 209 pass vs. Florida State in season-opener
 - Note: Joe Burrow did it in 7 OT game vs. Texas A&M in 2018 (100 rush, 270 pass)
- First LSU QB to rush for 3 TDs and pass for 3 TDs in game decided in regulation
 - 3 rush, 3 pass vs. Florida on Oct. 15
 - Note: Joe Burrow did it in 7 OT game vs. Texas A&M in 2018 (3 rush, 3 pass)
- First QB to lead LSU to road wins vs. Auburn and Florida in same season
- Joined Joe Burrow as the only QBs in LSU history to lead the Tigers to back-to-back wins over Top 10 opponents during the regular season (Burrow did it vs. No. 9 Auburn and No. 2 Alabama in 2019).

Daniels First LSU QB with Rush TD and Pass TD in 6 Games

Jayden Daniels set the LSU mark for games with a rushing TD and a passing TD in the win over UAB. Daniels has rushed for a TD and passed for a TD in the same game six times this year, breaking the previous mark of 5 held by Joe Burrow (2019) and Herb Tyler (1999). LSU is 6-0 when Daniels has both rushing and passing TDs. Here's a list of the games Daniels has rushed and passed for TDs:

Game	Stats	Outcome
Southern	1 rush, 3 pass	W, 65-17
Mississippi State	1 rush, 1 pass	W, 31-16
Florida	3 rush, 3 pass	W, 45-35
Ole Miss	3 rush, 2 pass	W, 45-20
Alabama	1 rush, 2 pass	W, 32-31 (OT)
UAB	1 rush, 1 pass	W, 41-10

Josh Williams Has Flourished At Running Back

Josh Williams, a former walk-on who attended the same high school in Houston as George W. Bush and played AAU basketball on a team coached by NBA Dream Teamers Hakeem Olajuwon and Clyde Drexler, had his second 100-yard rushing game in week 10 in the win over Arkansas. Williams finished with a career-best 118 yards and 1 TD on 18 carries. He averaged 6.6 yards per rush and had runs of 30 and 21 yards in the win. His first 100-yard game came against Florida (106 yards on 14 carries) in week 7. Williams, a 3.4 GPA who recently graduated with a degree in marketing, has started 6 games and leads all running backs with 532 yards and 6 TDs on 97 carries. He's averaging 5.5 yards a carry. He's also caught 21 passes for 132 yards. Williams only has 5 negative rushing yards all season. On 91 carries this year, Williams has been caught for a loss only 7 times with his biggest loss going for 2-yards against Auburn. Williams sat out games against UAB and Texas A&M with an injury but returned to action vs. Georgia in the SEC Championship Game.

Mason Taylor On Verge On Becoming Most Productive Rookie Tight End in LSU History

Mason Taylor enters the Purdue game just 3 receptions shy of becoming the most productive tight end in school history from a passing game standpoint. In 13 games, Taylor has 33 receptions, just 2 behind Arik Gilbert, who caught 35 passes for 368 yards in 2020. Taylor current ranks No. 3 on the team in receptions with 33 for 326 yards and 2 TDs. Overall, Taylor ranks No. 5 in school history in receptions by a tight end (no matter the classification). The school record for receptions by a tight end is 47 by Thaddeus Moss in 2019. Here's the Top 5 in LSU history for receptions by a tight end:

No.	Player	Year
47	Thaddeus Moss	2019
35	Arik Gilbert	2020
34	Mitch Andrews	1985
34	Malcom Scott	1981
33	Mason Taylor	2022

3 Players Have Rushed for 3 TDs in Games This Year

Three players in the LSU backfield have rushed for 3 TDs in games this year – QB Jayden Daniels, RB Noah Cain and RB John Emery. Daniels did it twice – wins over Florida and Ole Miss in consecutive weeks; Cain did it in LSU's win over UAB in week 11 and Emery did it vs. Texas A&M in week 12.

John Emery Jr. Makes Return

Junior RB John Emery Jr. made his long-awaited return to the gridiron in week 3 vs. Mississippi State. In his first action since 2020, Emery Jr. rushed 11 times for 32 yards and caught a pair of passes for 15 yards. For the season, Emery has appeared in 10 games, rushing for 332 yards and 5 TDs on 70 carries. In week 12 vs. Texas A&M, Emery set a career-best with 3 rushing TDs. He finished the contest with 55 yards on 9 carries – his best overall outing this year. Emery also scored LSU's first TD in the win over Alabama – a 30-yard catch-and-run.

LSU's True Freshmen Impact

LSU's true freshmen have made an immediate impact on this year's team as 4 rookies have played a key role in the Tiger success. Offensively, LSU has 3 true freshmen in the starting lineup – LT Will Campbell, RT Emery Jones Jr., and TE Mason Taylor, while LB Harold Perkins has become game-wrecker on the defensive side of the ball. It's the first time in school history LSU has 3 true freshmen as primary starters on offense. Here's a look at the impact these true freshmen have made on this year's team:

LT Will Campbell – started 12 games (missed Tennessee game due to dehydration) ... Earned SEC Offensive Lineman of the Week vs. Florida ... LSU is 9-2 with him in the lineup ... Freshman All-SEC ... Second Team All-SEC ... Freshman All-America.

RT Emery Jones Jr. – started 11 straight games at right tackle ... LSU is 8-3 with him in the starting lineup ... LSU is 8-2 when Campbell and Jones both in the starting lineup ... Freshman All-SEC.

TE Mason Taylor – started 12 straight games and ranks among team leaders with 33 receptions for 326 yards and 2 TDs ... Caught game-winning 2-point conversion in overtime against Alabama ... Also hauled in a 7-yard TD pass with 1:47 left in the game against Alabama to put the Tigers up 24-21 ... Earned SEC Freshman of the Week honors for his play vs. Alabama ... Has caught at least 1 pass in 12 of LSU's 13 games (didn't have a reception vs. Arkansas) ... Scored first career TD vs. Ole Miss ... Dad is NFL Hall of Famer Jason Taylor ... Freshman All-SEC.

LB Harold Perkins – played in all 13 games with 7 starts ... Named SEC Defensive Player of the Week in back-to-back weeks (vs. Alabama and Arkansas) ... Walter Camp National Defensive Player of the Week vs. Arkansas (8 tackles, 3 sacks, 2 FF, 1 QB hurry, 1 PBU) ... Third on team in tackles with 69 ... Leads team in tackles for loss (11.5) and sacks (6.5) ... SEC Freshman of the Week vs. Ole Miss (5 tackles, 1 sack) ... First team All-SEC ... Freshman All-SEC ... Freshman All-America.

LSU Has Started 6 Different Combinations On O-Line This Year

LSU's season-best streak of the same starting combination on the offensive line was snapped at 4 against UAB when C Charles Turner sat out the contest nursing an injury. Marlon Martinez started in Turner's place marking the sixth different starting combination LSU has used on the offensive line this year. LSU used 5 different combinations on the offensive line in the first 6 games of the season. LSU finally settled on a consistent combination against Florida and the Tigers won 4 straight games with that combination (LT Campbell-LG Frazier-C Turner-RG Bradford-RT E. Jones) . That unit also started the win over Auburn and the Tigers are 5-2 overall with its current lineup on the offensive line. Through 13 games, Miles Frazier is the only offensive lineman to start every game and he's done so at three different positions (9 at LG, 3 at RG, 1 at RT). Here's a look at LSU's starting offensive line combinations this year:

Game	Combination (LT-LG-C-RG-RT)	Results	Unit Record
Florida State	Campbell-Frazier-Dellinger-Bradford-Wire	Lost, 24-23	0-1
Southern	Campbell-Dellinger-Turner-Bradford-Frazier	Won, 65-17	1-0
Mississippi State	Campbell-Dellinger-Turner-Frazier-Jones	Won, 31-16	1-0
New Mexico	Campbell-Dellinger-Turner-Frazier-Jones	Won, 38-0	2-0
Auburn	Campbell-Frazier-Turner-Bradford-Jones	Won, 21-17	1-0
Tennessee	Bradford-Dellinger-Turner-Frazier-Jones	Lost, 40-13	0-1
Florida	Campbell-Frazier-Turner-Bradford-Jones	Won, 45-35	2-0
Ole Miss	Campbell-Frazier-Turner-Bradford-Jones	Won, 45-20	3-0
Alabama	Campbell-Frazier-Turner-Bradford-Jones	Won, 32-31 OT	4-0
Arkansas	Campbell-Frazier-Turner-Bradford-Jones	Won, 13-10	5-0
UAB	Campbell-Frazier-Martinez-Bradford-Jones	Won, 41-10	0-1
Texas A&M	Campbell-Frazier-Turner-Bradford-Jones	Lost, 38-23	5-1
Georgia	Campbell-Frazier-Turner-Bradford-Jones	Lost, 50-30	5-2

LSU's Bowl-Eligible For 23rd Consecutive Season

LSU's win over Ole Miss secured bowl-eligibility for the Tigers for the 23rd consecutive season, a streak that dates back to 2000. Dating back to 2000, LSU has played in a bowl game or reached the College Football Playoffs 21 times. The only exception came during the 2020 Covid season when LSU opted out of a bowl invitation. Since appearing the Peach Bowl in 2000, LSU has claimed three national titles (2003, 2007, and 2019) and reached the national championship game in 2011

Noah Cain Makes Most of Opportunity vs. UAB

RB Noah Cain (a Penn State transfer) made the most of his opportunity in week 11 vs. UAB as he rushed 13 times for 76 yards and a career-best 3 TDs in the win over the Blazer. He also caught a pass for 6 yards. Cain scored on runs of 5, 1 and 1 yards in the victory. Cain leads all LSU running backs in rushing TDs with 8. He's rushed for 355 yards on 68 carries, an average of 5.2 yards per attempt.

Harold Perkins Earns Walter Camp National Defensive Player of the Week Honors

True freshman LB Harold Perkins game-wrecked Arkansas in week 10 and was awarded for his play in the 13-10 win as he was named the Walter Camp National Defensive Player of the Week. Perkins, who also earned SEC Defensive Player of the Week for the second straight game (Alabama and Arkansas), had 8 tackles, 3 sacks and added 2 forced fumbles, a pass breakup and a QB hurry.

LSU Reclaims Golden Boot

LSU reclaimed the Golden Boot in week 10 in the annual trophy game with Arkansas. First introduced to the series in 1996, the Golden Boot is a 24-karat gold trophy molded into the shape of the states of Louisiana and Arkansas. The trophy stands nearly 4-feet tall and weighs nearly 200 pounds. Its value is priceless to the teams; actually, it's valued at \$10,000. Arkansas had possession of the Golden Boot following last year's 16-13 overtime win in Tiger Stadium. Since the teams began playing for the trophy in 1996, LSU is 18-9 vs. the Razorbacks.

LSU In Overtime Games

LSU ran its record to 9-8 all-time in overtime games after week nine's 32-31 win over Alabama. The win over Alabama snapped a 3-game overtime losing streak for the Tigers. Last year, Arkansas kicked a 37-yard field goal in overtime to beat LSU, 16-13. LSU has gone to overtime with Arkansas three times – 2007, 2009 and 2021 and the Tigers are 1-2 in those games. Arkansas won in triple-overtime (50-48) in 2007, while the Tigers won 33-30 in 2009.

LSU Defeats Alabama in Tiger Stadium for First Time Since 2010

LSU's win over Alabama on Nov. 5 was the first for the Tigers over the Crimson Tide in Tiger Stadium since a 24-21 victory in 2010. It also marked the fifth overtime game all-time between the teams (overtime instituted in 1996). The five overtime games between LSU and Alabama is the most of any series in college football. LSU is 3-2 in overtime games against Alabama, winning 16-13 in 2005 in Tuscaloosa; 9-6 in 2011 in Tuscaloosa and the victory this year. Alabama's overtime wins both came in Tiger Stadium – 27-21 in 2008 and 20-13 in 2014.

LSU's Defense Comes Up Big Against Bama

LSU's defense put together another outstanding performance against Alabama, holding the Crimson Tide well below their season averages in both rushing yards and points. LSU's defense held Alabama without a first half touchdown for the first time all year. In addition, LSU limited Alabama to just 9 points through

NOTEBOOK

three quarters – its fewest points over that span in 2022. In 6 redzone chances, LSU forced 3 Alabama field goals and intercepted a pass in the endzone. LSU's interception of a Bryce Young pass in the endzone marked just the second Alabama turnover in the redzone in 2022. The Tigers also held Alabama scoreless in the first quarter for the second time this year. As a unit, the LSU defense held Alabama to 137 rushing yards (73 below season average) and to 31 points (10 below season average).

LSU "D" Hold Arkansas to Season-Lows On Offense

LSU's defense rose to the occasion again vs. Arkansas, holding the Razorbacks to season-lows for points (10), rushing yards (133), passing yards (116) and total yards (249). It also marked the first time all season Arkansas didn't score a touchdown in the first half. LSU held the Razorbacks to only a first quarter field goal in the win.

LSU's Win Over Alabama Most-Watched ESPN Regular Season Game Since 2016

LSU's thrilling 32-31 overtime win over Alabama ranks as the most-watched ESPN regular season game since 2016. In a game that featured nine lead changes, LSU clinched the win when quarterback Jayden Daniels found tight end Mason Taylor in the front corner of the endzone for a two-point conversion, lifting the Tigers to the victory. Moments earlier, Daniels scampered 25-yards for a TD setting up LSU's game-winning two-point conversion. The LSU-Alabama game delivered 7.6 million viewers, peaking with 10.4 million, becoming ESPN's most-watched regular season college football game since the Ole Miss-Florida State contest in 2016. It's also the most-watched Saturday college football game on the network since 2015 when Ole Miss-Alabama brought in 7.6 million viewers. The LSU-Alabama matchup ranks as the sixth-best Saturday game in the network's history and stands as the sixth-most watched game on any network this year. The primetime presentation is ESPN's most-watched non-NFL telecast since Game 7 of the NBA Eastern Conference Finals in May and second most-watched since the 2022 College Football Playoff National Championship.

LSU Beats Top 10 Teams In Consecutive Games In Tiger Stadium For First Time

LSU's wins over Ole Miss and Alabama in consecutive games marked the first time it's ever happened in Tiger Stadium. LSU knocked off then-No. 7 Ole Miss, 45-20, on Oct. 22 and then followed that with a 32-31 overtime win over then-No. 6 Alabama on Nov. 5. The last time LSU beat Top 10 teams in consecutive games came in 2019 when the Tigers beat No. 4 Oklahoma, 63-28, in the CFP Semifinals and followed that with a 42-25 win over No. 3 Clemson in the CFP Championship Game. Earlier in 2019, LSU beat No. 9 Auburn in Tiger Stadium, 23-20, and then followed that with a 46-41 win over No. 2 Alabama in Tuscaloosa – the last time it had happened during the regular season.

LSU's Won 3 SEC Games Despite Trailing By Double-Digits

Three of LSU's six SEC wins have been comebacks from double-digit deficits, including the 45-20 win over No. 7 Ole Miss on Oct. 22. The Tigers trailed Ole Miss, 17-3, just seconds into the second quarter. From that point on, LSU outscored the Rebels, 42-3, including 28-0 in the second half. The three double-digit deficit comebacks are the most for LSU since the national championship season in 2007 when the Tigers overcame four deficits of 10 points or more on its way to a 12-2 mark. Here's a look at LSU's double-digit deficit comebacks this year:

2022	Opponent	Deficit (Time/Quarter)	Noteworthy	Final
	Miss. State	Trailed 13-0 (2:14/2Q)	Outscored MSU, 31-3 for rest of game	LSU won 31-16
	At Auburn	Trailed 17-0 (9:38/2Q)	Outscored Auburn, 21-0	LSU won 21-17
	Ole Miss	Trailed 17-3 (14:57/2Q)	Outscored Ole Miss, 42-3	LSU won 45-20

LSU's Won 11 Straight When Rushing for 200 Yards

LSU goes into the Cheez-It Citrus Bowl riding a streak of 11 consecutive wins when rushing for 200 yards. LSU is 5-0 this year when reaching the 200-yard mark in rushing yards with wins over Southern (230 yards), Mississippi State (207 yards), New Mexico (219 yards), Ole Miss (252 yards), and UAB (266). The last time LSU rushed for 200 yards and lost came in the 7 OT contest at Texas A&M on November 24, 2018. LSU rushed for 215 yards in that game and lost 74-72.

LSU's 30-Point Streak Snapped vs. Georgia

LSU streak of 13 straight wins when reaching the 30-point mark was snapped in the 50-30 loss to No. 1 Georgia in the SEC Championship Game. Prior to that game, LSU had won 13 straight games dating back to the 2020 season when scoring 30 points. LSU is 7-1 in 2022 when scoring at least 30 points. LSU's 30-point winning streak dated back to the 2020 season when the Tigers beat South Carolina, 52-24. Since then, LSU has scored at least 30 points 14 times. LSU was 3-0 in 2021 when scoring 30 points. Prior to the Georgia game this year, the last time LSU scored 30 points and lost came in week 3 in 2020 when the Tigers dropped a 45-41 decision at Missouri.

OG Garrett Dellinger Back In Action

Garrett Dellinger, a starter on the offensive line in 5 games this season, saw his first action since a knee injury sidelined him against Tennessee in week 11 vs. UAB. Dellinger dressed out against Arkansas in week 10, but did not see any game action. Dellinger had been out since injuring his knee against Tennessee on Oct. 8. Dellinger opened the season at center for the Tigers but moved to left guard in week 2. He started at left guard in wins over Southern, Mississippi State and New Mexico. He missed the Auburn game (hand) but returned to action vs. Tennessee. Dellinger can play either guard position and also serves as a backup to Charles Turner at center.

DB Major Burns Makes Return Against Alabama

Major Burns, LSU's starting safety for the first 3 games of the season, returned to action against Alabama in week 9. It was his first playing time since the Mississippi State contest in week 3. Burns finished the Alabama game with 1 tackle, but it played a major role in the outcome. Burns chased down Jase McClellan, tackling him at the LSU 11-yard line after a 65-yard gain early in the second quarter. LSU held Alabama to a field goal on that possession. In 7 games, Burns has 32 tackles, 3.5 tackles for loss, and 3 pass breakups.

LSU Adds To SEC Player of the Week Honors As Perkins Wins Honor For Second Straight Week

True freshman LB Harold Perkins earned SEC Defensive Player of the Week honors for the second consecutive week for his performance in the 13-10 win over Arkansas in week 10. Perkins tallied 8 tackles, 3 sacks, 2 forced fumbles, a pass breakup and a QB hurry in the LSU win. Here's a look at LSU's SEC Player of the Week honors in 2022:

LSU's SEC Player of the Week Honors in 2022

Game	Player	SEC Honor
Miss. State	DE BJ Ojulari	Defensive Lineman of the Week
	DB Jay Ward	Defensive Player of the Week
Auburn	DE BJ Ojulari	Defensive Lineman of the Week
Florida	LT Will Campbell	Offensive Lineman of the Week
Ole Miss	QB Jayden Daniels	Offensive Player of the Week
	DT Mekhi Wingo	Defensive Lineman of the Week
	LB Harold Perkins	Freshman of the Week

NOTEBOOK

Alabama	QB Jayden Daniels	Offensive Player of the Week
	LB Harold Perkins	Defensive Player of the Week
	TE Mason Taylor	Freshman of the Week
Arkansas	LB Harold Perkins	Defensive Player of the Week

LSU Defense Comes Up Big In Second Half | Comebacks Wins Over MSU, Auburn and Ole Miss

LSU's defense has come up big in its three comeback wins this year. In the three games LSU trailed at halftime and came back to win – Miss. State, at Auburn and Ole Miss, the Tiger defense held those opponents to a combined 3 points in the second half. LSU shutout both Auburn and Ole Miss in the second half, while Mississippi State's third quarter field goal were the only second half points against the Tigers in those three victories.

Boutte Reaches 100 Career Receptions

Junior WR Kayshon Boutte reached the 100-career reception milestone in week 6 vs. Tennessee when he caught 6 passes for 33 yards and a TD. Boutte became the 26th player in LSU history with 100 career receptions. Boutte's 21 games to reach the 100-career reception mark bettered the previous record of 23 games held by former All-America Wendell Davis (23 games) and Jerel Myers (23 games). Davis holds the LSU mark with 183 career receptions, followed by Michael Clayton with 182. For his career, Boutte has 131 receptions for 1,782 yards and 16 TDs. Boutte holds both the LSU and SEC single-game record for receiving yards with 308 on 14 catches vs. Ole Miss in 2020.

Daniels' 32 Completions Against Tennessee Ties for Third-Most in LSU History

LSU QB Jayden Daniels completed 32 passes against Tennessee in week 6, which ties with Joe Burrow for the third-highest total in school history. Daniels' 32 completions were the most since 2019 when Burrow completed 32 passes in a win over Ole Miss. Daniels also become just the fifth LSU quarterback to complete 30 or more passes in a game joining Rohan Davey (1 time), Jeff Wickersham (2), Tommy Hodson (1) and Burrow (5).

Campbell and Jones LSU's First True Freshmen Starters At Offensive Tackle

Will Campbell and Emery Jones Jr. have bolstered the LSU offensive line in 2022, becoming the first true freshmen duo to start at left and right tackle in school history. The Campbell-Jones combo started for the first time together in LSU's win over Mississippi State and have since been in the lineup together for 10 games. LSU is 8-2 when Campbell and Jones are in the starting lineup at left and right tackle. They're the fourth combination of true freshmen to start on the offensive line for LSU in a game. All instances of 2 true freshmen offensive linemen starting since 1985 (the time when starting lineups were kept) include:

True Freshmen	Year (Opponent)
Maea Teuhema (LG) and Toby Weathersby (RT)	2015 (at Ole Miss)
Saahdiq Charles (LT) and Ed Ingram (RG)	2017 (Auburn, at Ole Miss, at Alabama, Arkansas, at Tennessee, Texas A&M, vs. Notre Dame)
Saahdiq Charles (RT) and Ed Ingram (RG)	2017 (Troy)
Will Campbell (LT) and Emery Jones Jr. (RT)	2022 (10 games)

LSU Wins On Road Against Auburn and Florida For First Time in School History

For the first time in school history, LSU won games at Auburn and Florida in the same season earlier this year. Against Auburn, the Tigers made a historic comeback and allowed no second-half points in Jordan-Hare Stadium to win 21-17 after being down 17-0 in the first half. Two weeks later, LSU extended its winning streak over Florida to 4-straight with a 45-35 win over the Gators. QB Jayden Daniels accounted for 6 TDs (3 rush, 3 pass) in the victory. LSU has played Auburn and Florida on the road in the same season 16 times with the 2022 season being the first time the Tigers won in both Auburn and Gainesville in the same year.

Game Ball

Following each win, LSU head coach Brian Kelly and the staff present the "game ball" to a player who had the biggest impact on the win. QB Jayden Daniels became the first player to be awarded two game balls so far this season when he passed for 248 yards with two touchdowns and rushed for 121 yards and three touchdowns in the 45-20 win over Ole Miss. The following is a look at LSU's game ball recipients this year:

LSU's Game Ball

Game	Player
Southern	LB Micah Baskerville
Miss. State	QB Jayden Daniels
New Mexico	DB Jarrick Bernard-Converse
At Auburn	S Greg Brooks
At Florida	RB Josh Williams
Ole Miss	QB Jayden Daniels
Alabama	TE Mason Taylor, DT Mekhi Wingo, P Jay Bramblett
Arkansas	LB Harold Perkins
UAB	RB Noah Cain

LSU Football Scholar Athlete of the Week

LSU football and Brian Kelly recognize one player each week who excels in the classroom as part of the program's goal to graduate champions. There have been ten players named LSU football's scholar-athlete of the week this year with Mason Taylor being the most recent recipient. LSU's weekly scholar-athlete awards for the 2022 season are listed below:

Student-Athlete	Week
LB Harold Perkins	Sept. 21
DB Jay Ward	Sept. 28
WR Malik Nabers	Oct. 5
RT Emery Jones Jr.	Oct. 12
LT Will Campbell	Oct. 19
CB Mekhi Garner	Oct. 26
OG Miles Frazier	Nov. 2
RB Josh Williams	Nov. 9
DT Mekhi Wingo	Nov. 16
TE Mason Taylor	Nov. 23

LSU Hangs 40+ Points on Florida in Back-To-Back Games For First Time Ever

With 45 points against Florida in week 6, LSU scored 40 or more points against the Gators in back-to-back games for the first time in the 69-game history of the series. LSU beat Florida, 49-42, in 2021 in Tiger Stadium and then followed that with a 45-35 win over the Gators in Gainesville. LSU has reached the 40-point mark

NOTEBOOK

in three of the last four meeting with Florida as the Tigers beat the Gators, 42-28, during the 2019 season. Prior to that, LSU had scored 40 points on Florida just twice during the series history (48 in 1971 and 41 in 2011).

Second Largest Road Comeback Since 1943 Earned Against Auburn

LSU, after being down 17-0, came back to win against Auburn on the road, 21-17. This comeback is tied for the second-largest road comeback since 1943. The largest deficits overcome away from Tiger Stadium (since WWII):

21 (21-0) at Ole Miss in 2nd quarter (3:38) on Oct. 29, 1977

17 (17-0) at Auburn in 2nd quarter (9:38) on Oct. 1, 2022

17 (24-7) vs. Wisconsin (at Houston) in 3rd quarter (7:42) on Aug. 30, 2014

17 (17-0) at Ole Miss in 2nd quarter (4:00) on Nov. 3, 1979

LSU Offense Racks Up Big Numbers In Win Over New Mexico

The Tigers racked up 633 yards of total offense against New Mexico in week four, the 10th-highest total in school history. It was also the most for an LSU offense since the 2019 CFP Semifinal win over Oklahoma when LSU recorded 692 total yards. Against New Mexico, LSU rushed for 219 yards and 4 TDs and passed for 414 yards and a score.

No Punts vs. New Mexico, and Only 1 vs. Florida and UAB

For the first time since the Ole Miss contest in 2019, LSU didn't punt in a game as the Tigers' punting unit never took the field against New Mexico in week four. It was only the seventh time dating back to 1960 LSU did not punt in a contest. LSU punted just one time vs. Florida in week 6 and then again in week 11 vs. UAB. When he has been called on to punt, transfer Jay Bramblett has been outstanding, averaging 44.3 yards on 43 punts. Seventeen of his 43 punts have been downed inside the 20-yard line and 11 have traveled 50+ yards, including a long of 66 yards vs. Tennessee.

LSU Scores 21 Points in 4Q Comeback Win Over Mississippi State

LSU outscored Mississippi State, 24-3, in the second half, including 21-0 in the fourth quarter of the week 3 win over the Bulldogs. LSU trailed 13-0 in the second quarter before pulling to within 13-7 at halftime. The 13-point come-from-behind win was the largest deficit LSU has overcome since 2017 when the Tigers trailed Auburn 20-0 in the first half before going on to win, 27-23. The 21 fourth quarter points were the most for the Tigers since 2019 when LSU scored 22 points in a 45-38 win over Texas in Austin.

LSU Defense Shuts Down Mississippi State's "Air Raid" Offense

LSU DC Matt House and the Tiger defense held Mississippi State's "Air Raid" offense in check during week 3 - holding the Bulldogs to season lows for points (16), total yards (289), passing yards (214) and rushing yards (75) in the 31-16 victory. The Tiger defense also limited State to just 3-of-14 on third-down opportunities and three times stuffed the Bulldogs on fourth down. LSU's defense finished the Mississippi State game with 9.0 tackles for loss, 4.0 sacks and an interception. LSU S Jay Ward was the SEC's highest graded safety, per PFF, after making 11 tackles, missing none, allowing only one passing yard and getting an interception. After missing the Southern game in week 2, DE BJ Ojulari returned to action and recorded 4 tackles, 2.5 tackles for loss (-14) and 1.5 sacks (-13).

Tigers Break Record for Most Points in a Quarter

LSU's 37 points in the first quarter against Southern marked the most points in a single period in school history. The previous mark was 35 points, set in the third quarter versus Rice in 1977 and in the fourth quarter at Tulane in 1958.

Like Father, Like Son

Walker Howard joined dad Jamie Howard as the first father-son quarterback tandem in LSU history. Jamie played for the Tigers from 1992-95, while son Walker is a true freshman on this year's team. Walker made his first appearance in an LSU uniform last week vs. Southern, rushing 3 times for 15 yards.

Like Father, Like Son Part 2

In addition to Walker Howard joining his dad Jamie as father-son QB duos for the Tigers, LSU had another father-son tandem take place against Southern when Bo Bordelon saw his first action. Bo, like his dad Ben, is also an offensive lineman for the Tigers. Ben started on the offensive line at LSU in the 1990s and later went to play in the NFL. Bo also saw action against New Mexico in week 4.

LSU Passing TD Streak Ends At 46 Games

LSU's streak of having at least 1 passing touchdown in a game ended after all three touchdowns in the Tigers' 21-17 win over Auburn came through the run. The streak reached 46 contests when Garrett Nussmeier extended the streak with a 57-yard TD pass to Brian Thomas in the fourth quarter against New Mexico. The 46-game streak was the longest in school history and dated back to the Arkansas game in 2018 when Joe Burrow connected with Justin Jefferson on a 40-yard TD pass in the first quarter. Six quarterbacks have contributed to the LSU streak with Burrow leading the way with 19 consecutive games with a TD pass. Myles Brennan did it in the first 3 games of 2020. T.J. Finley (3 games) and Max Johnson (14) continued the streak into 2021. Garrett Nussmeier kept the streak going with TD passes vs. Ole Miss and Arkansas and then Jontre Kirklind made it No. 42 with 3 TD passes against Kansas State in the Texas Bowl. In 2022, Jayden Daniels and Garrett Nussmeier have combined to throw at least one passing touchdown in the first four games to run LSU's streak to 46 games. The closest the streak previously came to ending was against Texas A&M in 2020 when LSU scored on a Max Johnson-to-Terrace Marshall pass with 38 seconds left in the game.

15 True Freshmen Have Seen Action Thus Far

15 LSU true freshmen have seen action through 10 games so far this season with 4 earning at least 1 start. The following is a list of true freshmen who have seen game action through the first 11 weeks of the season:

Player	Position	Games Played
Harold Perkins	LB/Special Teams	12 (7 starts)
Emery Jones Jr.	OT	13 (11 starts)
Mason Taylor	TE	13 (12 starts)
Will Campbell	LT	12 (12 starts)
DeMario Tolan	LB	12
Laterrance Welch	DB	12
Nathan Dibert	PK	10 (kickoff specialist)
Quency Wiggins	DE	4
Fitzgerald West	OL/DL	4
Javen Nicholas	WR/KOR	3
Jordan Allen	DB	3
Tygee Hill	DL	2
Bo Bordelon	OL	2
Jaeyln Davis-Robinson	CB/Special Teams	2

First-Time Tigers

In 13 games, LSU has had 38 players see action for the first time in an LSU uniform. The list includes 18 transfers, 15 true freshmen, 4 redshirt freshmen and a sophomore (Matt Jayne).

Transfers (16)

CB Mekhi Garner, WR Kyren Lacy, Nickel Back Greg Brooks Jr., QB Jayden Daniels, P Jay Bramblett, RB Noah Cain, CB Colby Richardson, CB Jarrick Bernard-Converse, LB Kolbe Fields, LB West Weeks, SNP Slade Roy, OG Tre'Mond Shorts, OG Miles Frazier, DT Mekhi Wingo, PR Gregory Clayton, PK Trey Finison, DE Princeton Malbrue, CB Quad Wilson, S Joe Foucha

True Freshmen (14)

Javen Nicholas (WR), Harold Perkins Jr. (LB), Emery Jones (OG), Will Campbell (LT), Mason Taylor (TE), Jaelyn Davis-Robinson (CB), Walker Howard (QB), Jordan Allen (DB), DeMario Tolan (LB), Bo Bordelon (OL), Fitzgerald West (OL), Laterrance Welch (OL), Tygee Hill (DL), Quency Wiggins (DE), Nathan Dibert (PK)

Redshirt Freshmen (4)

Lane Blue (DE), Damian Ramos (PK), Kimo Makaneo'ole (OL), GiVanni Peterson (TE)

Other Squad Members (1)

Matt Jayne (LB)

Day Game or Night Game Makes No Difference for LSU

LSU's tradition of night games in Tiger Stadium is like none other in college football. But LSU's recent success in day games in Tiger Stadium has made playing afternoon games in Death Valley more appealing. LSU has won 21 of its last 24 day games in Tiger Stadium, a stretch that goes back to a 16-14 victory over Tennessee on Oct. 2, 2010. Of LSU's 21 wins during this current stretch, 12 have come against Top 25 teams and 20 were over SEC opponents. Since 2000, LSU is 133-25 overall at home, which includes a 102-15 mark at night in Tiger Stadium and a 32-9 record during the day. From 1960-99, LSU posted a 12-19-3 mark in day games in Tiger Stadium.

Decade	Record at Night	Record in the day	Overall Tiger Stadium Record
1960-69	44-9-2	4-2-1	53-7-1
1970-79	51-12-1	1-2	52-14-1
1980-89	38-16-1	3-5-2	41-21-3
1990-99	31-19	4-10	35-29
2000-09	49-5	11-6	60-11
2010-19	43-7	18-1	60-9
2020-21	4-3	2-1	6-4
2022	5-0	2-1	6-1
Totals	271-67-2	44-28-3	315-95-5

A Different Season-Opening QB For The Tigers

When Jayden Daniels took the field as LSU's starter in week one, it marked the 19th time in the last 25 seasons that LSU had a different starting quarterback for the season opener. Only Matt Mauck in 2002 and 2003, JaMarcus Russell in 2004 and 2005, Jordan Jefferson in 2009 and 2010, Zach Mettenberger in 2012 and 2013, Brandon Harris in 2015 and 2016 and Joe Burrow in 2018 and 2019 have started consecutive openers for LSU. The following is a look at LSU's starting quarterbacks in season-opening games since 1998.

Year	Quarterback	Results	Stats
1998	Herb Tyler	Def. Arkansas State, 42-6	13 of 25, 170 yds., 1 TD, 1 int.
1999	Craig Nall	Def. San Jose State, 29-21	6 of 15, 79 yds., 2 int.
2000	Josh Booty	Def. Western Carolina, 58-0	12 of 15, 291 yds., 2 TDs
2001	Rohan Davey	Def. Tulane, 48-17	19 of 29, 253 yds., 2 TDs
2002	Matt Mauck	Lost Virginia Tech, 26-8	5 of 35, 134 yds., 1 int.
2003	Matt Mauck	Def. Louisiana-Monroe, 49-7	13 of 28, 153 yds., 3 TDs, 1 int.
2004	Marcus Randall	Def. Oregon State, 22-21 (OT)	7 of 18, 66 yds., 1 int.
2005	JaMarcus Russell	Def. Arizona State, 35-31	16 of 29, 232 yds., 1 TD
2006	JaMarcus Russell	Def. ULL, 45-3	13 of 17, 253 yds. 3 TD
2007	Matt Flynn	Def. Mississippi State, 45-0	12 of 19, 128 yds., 2 TD
2008	Andrew Hatch	Def. Appalachian State, 41-13	7 of 14, 77 yds., 1 TD
2009	Jordan Jefferson	Def. Washington, 31-23	11 of 19, 172 yds., 3 TD
2010	Jordan Jefferson	Def. North Carolina, 30-24	15 of 21, 151 yds., 2 TD, 1 int.
2011	Jarret Lee	Def. Oregon, 40-27	10 of 22, 98 yds. 1 TD
2012	Zach Mettenberger	Def. North Texas, 41-14	19 of 26, 192 yds. 1 TD, 1 int.
2013	Zach Mettenberger	Def. TCU, 37-27	16 of 32, 251 yds., 1 TD
2014	Anthony Jennings	Def. Wisconsin, 28-24	9 of 21, 239 yds. 2 TD
2015	Brandon Harris	Def. Mississippi State, 21-19	9 of 14, 71 yds., 0 TD
2016	Brandon Harris	Lost, Wisconsin, 16-14	12 of 21, 131 yds., 1 TD
2017	Danny Etling	Def. BYU, 27-0	14 of 18, 171 yds., 0 TD
2018	Joe Burrow	Def. Miami, 33-17	11 of 24, 140 yds
2019	Joe Burrow	Def. Georgia Southern, 55-3	23 of 27, 278 yds., 5 TD
2020	Myles Brennan	Lost, Mississippi State, 44-34	27 of 46, 345 yds., 3 TD, 2 int.
2021	Max Johnson	Lost, UCLA, 38-27	26 of 46, 330 yds., 3 TD, 1 int.
2022	Jayden Daniels	Lost, FSU, 24-23	26 of 35, 209 yds., 2 TD

New Beginnings

LSU opened the season with a new head coach and new starting quarterback for the second time since 1958. The only other time the Tigers have opened a season with both a new head coach and new starting quarterback was in 1980 when sophomore Alan Risher started the season opener for first-year head coach Jerry Stovall. LSU lost to No. 13 Florida State, 16-0.

Kayshon Boutte to Wear No. 7

LSU wide receiver Kayshon Boutte will wear No. 7 for the Tigers in 2022. A relatively new tradition at LSU, the No. 7 jersey has become associated with a player who is a dynamic playmaker from the state of Louisiana. Some past wearers of the No. 7 jersey for LSU include cornerback Patrick Peterson, defensive back Tyrann Mathieu, running back Leonard Fournette, wide receiver DJ Chark and cornerback Derek Stingley Jr. Boutte is one of the most dynamic receivers in the country and a mismatch for any defense. The junior owns 5 100-yard receiving games, including an SEC record 308 yards and 3 TDs on 14 receptions in the 2020 season finale against Ole Miss. Boutte is coming off a season where he was on pace to finish amongst the SEC and national leaders in receiving TDs. Up to the point of his ankle injury six games into the season, Boutte already caught at least one TD pass in every game, including three in the opener against UCLA. In his freshman season, Boutte led the Tigers in receiving yards and finished second in receptions with 735 and 45.

15 Players on LSU's Bowl Roster Have Already Earned Their Degrees

Fifteen players on LSU's roster for the Citrus Bowl will take the field on Jan. 2 having already earned their college degree. Running back Josh Williams is LSU's most recent graduate, earning his degree in December in marketing.

NAME	GRAD. DATE	MAJOR
Sevyn Banks*	May 2022	Communication
Todd Harris Jr.	August 2021	Sports Administration
Jayden Daniels*	Dec. 2021	Communications
Mike Jones Jr.*	May 2021	Communication
Jay Bramblett*	May 2022	Comm – Film, TV, & Theatre
Noah Cain*	May 2022	Telecommunications
Colby Richardson*	May 2022	General Studies
Jarrick Bernard-Converse*	Dec. 2021	Pre-Veterinary Science
Hunter Faust	May 2022	Construction Management
Trey Finison*	March 2022	Learning & Org. Change
MJ Fraizer*	Dec. 2021	Liberal Studies
Tre'Mond Shorts*	May 2021	Physical Education
Jared Small	May 2021	Sport Administration
Evan Francioni	May 2022	Finance
Josh Williams	Dec. 2022	Marketing

*Denotes a graduate from an institution other than LSU

LSU Adds 21 Transfers During Offseason

LSU added 21 transfers during the offseason from around the country. Of the 21, six have already earned their bachelor's degree, while two are classified as seniors, four as juniors, five as sophomores, and three as freshmen. Nineteen of the transfers remain on the LSU roster with exception being Mekhi Garner (opted out for NFL) and Kolbe Fields (transfer portal).

NAME	CLASS	PREVIOUS INSTITUTION
Seven Banks	Graduate	Ohio State
Mekhi Garner	Junior	UL-Lafayette
Karen Lacy	Junior	UL-Lafayette
Greg Brooks Jr.	Senior	Arkansas
Jayden Daniels	Graduate	Arizona State
Joe Foucha	Senior	Arkansas
Quad Wilson	Sophomore	McNeese
Jay Bramblett	Graduate	Notre Dame
Noah Cain	Junior	Penn State
Colby Richardson	Graduate	McNeese
Greg Clayton Jr.	Junior	UTSA
Kolbe Fields	Freshman	South Carolina
West Weeks	Sophomore	Virginia
Slade Roy	Sophomore	East Carolina
Trey Finison	Graduate	Northwestern
MJ Frazier	Graduate	North Carolina A&T
Tre'Mond Shorts	Senior	East Tennessee State
Brian Balestra	Freshman	Georgetown
Miles Frazier	Sophomore	Florida International
Mekhi Wingo	Sophomore	Missouri
Princeton Malbrue	Freshman	Northwestern St.

Second-Generation College Athletes

The Tigers have seven current players whose fathers have been involved in high-level football. Of the seven, four played college football in the SEC. Sophomore West Week's father was an All-SEC three-year starter at Georgia from 1991-95. Three fathers of freshmen, QB Walker Howard, OL Lanson Smith, and OL Bo Bordelon, played their stint in the SEC with LSU. Jamie Howard, father of Walker Howard, played for LSU from 1992-95 and was named to USA Today's Fabulous Freshman Team "Best of the Rest" in 1992.

Lance Smith, father of OL Landon Smith, and Ben Bordelon, father of OL Bo Bordelon, also played for the LSU Tigers. Lance Smith was a First-Team All-America in 1984 and was named to the All-SEC Team twice. Smith was drafted by the St. Louis Cardinals in the third round of the 1985 NFL Draft. He spent nine seasons with the Cardinals before playing another three seasons with the New York Giants. Ben Bordelon was an All-SEC lineman for LSU from 1992-96. Bordelon went undrafted, but signed with the San Diego Chargers in 1997 where he played 16 games. Since 2014, Bordelon has been the President, Chairman, and CEO of Bollinger Shipyards.

Sophomore QB Garrett Nussmeier is the son of Doug Nussmeier, who played quarterback in the NFL from 1994-98 with the New Orleans Saints, Denver Broncos and Indianapolis Colts. Doug Nussmeier currently works as the quarterbacks coach for the Dallas Cowboys.

Frank Wilson III, father of sophomore safety Quad Wilson, is the current Associate Head Coach and running backs coach at LSU. Wilson played for three years at Nicholls and had previous coaching stops at Ole Miss (2005-2007), Southern Miss (2008), Tennessee (2009), LSU (2010-2015), UTSA-HC (2016-2019). He was the head coach at McNeese from 2020-21 before returning to LSU this year. While at LSU previously, he was recognized as the nation's top assistant coach at his position in 2011. Wilson also was named the 2011 Recruiter of the Year by Rivals.com, the 2014 NFL.com Top Recruiter in College Football and the 2015 Scout.com

SEC Recruiter of the Year.

Jason Taylor, father of freshman TE Mason Taylor, was a 2017 NFL Hall of Fame inductee. Taylor played in the NFL for 15 years, spending the majority of his career with the Miami Dolphins. In 2022, Taylor joined the University of Miami's coaching staff as a defensive analyst.

2023 Football Schedule Announced

A season-opening contest against Florida State in Orlando as well as home Southeastern Conference games against Arkansas, Auburn, Florida and Texas A&M headline LSU's 2023 football schedule. League opponents coming to Tiger Stadium in 2023 include Arkansas on Sept. 23, Auburn on Oct. 14, Florida on Nov. 11 and Texas A&M on Nov. 25. The September meeting with the Razorbacks will mark the earliest the teams have met in the 67-game history of the series. In addition to its four SEC home games, LSU will play Grambling for the first time in football when the Tigers come to Tiger Stadium on Sept. 9. LSU will also host Army and Georgia State in Tiger Stadium next year to round out the home slate.

The Tigers host Army on Oct. 21 and Georgia State on Nov. 18. LSU will face Army for the only the second time and the first since 1931. LSU and Georgia State have never met in football. On the road, the Tigers open conference play at Mississippi State on Sept. 16 with other league games coming at Ole Miss on Sept. 30, at Missouri on Oct. 7 and at Alabama on Nov. 4. LSU and Ole Miss have faced each other during the month of September only four times in the history of the rivalry that dates back to 1894. LSU closes out the season with three consecutive home contests, a first for the Tigers since 2001 when Middle Tennessee, Arkansas and Auburn all came to Tiger Stadium over the final three weeks of the season.

2023 LSU Football Schedule

Sept. 3 (Sun.)	vs. Florida State (Orlando)
Sept. 9	GRAMBLING
Sept. 16	at Mississippi State
Sept. 23	ARKANSAS
Sept. 30	at Ole Miss
Oct. 7	at Missouri
Oct. 14	AUBURN
Oct. 21	ARMY
Oct. 28	Open Date
Nov. 4	at Alabama
Nov. 11	FLORIDA
Nov. 18	GEORGIA STATE
Nov. 25	TEXAS A&M

ASSISTANT COACHES



Jamar Cain

Defensive Line

YEAR AT LSU: First
BIRTHDATE: June 13, 1979
HOMETOWN: Sacramento, Ca.
WIFE: DeCarla
CHILDREN: Cosby, Cali
COLLEGE: New Mexico State, 2002



Matt House

Defensive Coordinator

YEAR AT LSU: First
BIRTHDATE: May 17, 1978
HOMETOWN: Harrison, Mi.
WIFE: Jessi
CHILDREN: Jackson, Jake, Avery, Trent
COLLEGE: Michigan State (2000)



Kerry Cooks

Safties

YEAR AT LSU: First
BIRTHDATE: March 28, 1974
HOMETOWN: Irving, Tx.
WIFE: El
CHILDREN: Kerrington, Kenadee
COLLEGE: Iowa, 2000



Brian Polian

Special Teams

YEAR AT LSU: First
BIRTHDATE: December 22, 1974
HOMETOWN: Buffalo, NY
WIFE: Laura
KIDS: Aiden, Charlotte
COLLEGE: John Carroll (1997)



Brad Davis

Offensive Line

YEAR AT LSU: Second
BIRTHDATE: February 17, 1980
HOMETOWN: Baton Rouge, La.
WIFE: Anecia
CHILDREN: Bradley, Brayden
COLLEGE: Oklahoma, 2003



Joe Sloan

Quarterbacks

YEAR AT LSU: First
BIRTHDATE: December 6, 1986
HOMETOWN: Chester, Va.
WIFE: Taylor
CHILDREN: Whitley
COLLEGE: East Carolina (2008)



Mike Denbrock

Offensive Coordinator

YEAR AT LSU: First
BIRTHDATE: January 29, 1964
HOMETOWN: Homer, Mi.
WIFE: Dianne
CHILDREN: Chance
COLLEGE: Grand Valley State



Robert Steeples

Cornerbacks

YEAR AT LSU: First
BIRTHDATE: November 27, 1989
HOMETOWN: St. Louis, Mo.
WIFE: Evelyn
CHILDREN: Yara, Rocco
COLLEGE: Missouri, 2012



Cortez Hankton

Wide Receivers

YEAR AT LSU: First
BIRTHDATE: Jan 20, 1981
HOMETOWN: New Orleans, La.
FIANCEE: Shon
Kids: Trip, Cruz
COLLEGE: Texas Southern, 2002



Frank Wilson III

Running Backs

YEAR AT LSU: Nov. 5, 1973
BIRTHDATE: Nov. 5, 1973
HOMETOWN: New Orleans, La.
CHILDREN: Alaina, Ormani, Sabree, Quad
COLLEGE: Nicholls, 1997

LSU TIGERS DEPTH CHART

OFFENSE

WR	11	Brian Thomas	6-4	201	So.-1L
	88	Evan Francioni	6-0	201	Sr.-2L
WR	8	Malik Nabers	6-0	195	So.-1L
	7	Kayshon Boutte	6-0	205	Jr.-2L
LT	66	Will Campbell	6-6	325	Fr.-HS
	75	Anthony Bradford	6-5	345	Jr.-2L
LG	70	Miles Frazier	6-6	323	So.-TR
	72	Garrett Dellinger	6-5	320	So.-1L
	52	Tre'Mond Shorts	6-5	340	Sr.-TR
C	69	Charles Turner	6-4	295	Jr.-2L
	77	Marlon Martinez	6-4	330	Jr.-2L
	72	Garrett Dellinger	6-5	320	So.-1L
RG	75	Anthony Bradford	6-5	345	Jr.-2L
	52	Tre' Mond Shorts	6-5	340	Sr.-TR
RT	50	Emery Jones Jr.	6-6	335	Fr.-HS
	75	Anthony Bradford	6-5	345	Jr.-2L
TE	86	Mason Taylor	6-5	245	Fr.-HS
	82	Jack Mashburn	6-3	237	Jr.-2L
QB	5	Jayden Daniels	6-3	200	Jr.-TR
	13	Garrett Nussmeier	6-2	194	RFr.-1L
	14	Walker Howard	6-1	195	Fr.-HS
RB	27	Josh Williams	5-9	200	Jr.-2L
	4	John Emery Jr.	5-11	220	Sr.-2L
-OR-	21	Noah Cain	5-11	226	Jr.-TR
WR	7	Kayshon Boutte	6-0	205	Jr.-2L
	2	Kyren Lacey	6-2	217	Jr.-TR

DEFENSE

JACK	6	Mike Jones Jr.	6-1	230	Jr.-1L
	-OR-	93	Quency Wiggins	6-5	275
DT	92	Mekhi Wingo	6-0	295	So.-TR
	95	Tygee Hill	6-3	300	Fr.-HS
DT	90	Jacobian Guillory	6-2	315	So.-1L
	95	Tygee Hill	6-3	300	Fr.-HS
DE	35	Sai'vion Jones	6-6	250	So.-1L
	93	Quency Wiggins	6-5	275	Fr.-HS
LB	23	Micah Baskerville	6-1	228	5Sr.-4L
	33	West Weeks	6-2	238	So.-TR
LB	30	Greg Penn III	6-2	238	So.-1L
	32	DeMario Tolan	6-2	222	Fr.-HS
LB	40	Harold Perkins Jr.	6-2	220	Fr.-HS
	32	DeMario Tolan	6-2	222	Fr.-HS
NICK	28	Major Burns	6-2	187	So.-1L
	15	Sage Ryan	5-11	203	RFr.-1L
CB	24	J. Bernard-Converse	6-1	205	Sr.-TR
	22	Colby Richardson	6-1	190	Sr.-TR
S	3	Greg Brooks Jr.	5-10	187	Sr.-TR
	15	Sage Ryan	5-11	203	RFr.-1L
S	13	Joe Foucha	5-11	208	Sr.-TR
	24	J. Bernard-Converse	6-1	205	Sr.-TR
CB	5	Jay Ward	6-2	188	Sr.-3L
	22	Colby Richardson	6-1	190	Sr.-TR

SPECIAL TEAMS

PK	34	Damian Ramos	6-2	183	RFr.-HS
	31	Nathan Dibert	5-11	207	Fr.-HS
P	19	Jay Bramblett	6-2	202	Sr.-TR
	38	Peyton Todd	6-5	242	RFR-RS
SNAP	44	Slade Roy	6-2	225	So.-TR
	49	Jonathan Ferguson	6-2	225	Fr.-HS

KOR	21	Noah Cain	5-11	226	Jr.-TR
	26	Gregory Clayton Jr.	6-0	190	Jr.-TR
PR	26	Gregory Clayton Jr.	6-0	190	Jr.-TR
HOLD	19	Jay Bramblett	6-2	202	Sr.-TR
	38	Peyton Todd	6-5	242	RFR-RS

LSU CAREER STARTS

Games Played/Starts

	2018	2019	2020	2021	2022	Total	Consecutive Starts
Jordan Allen, DB	--	--	--	--	3/0	3/0	-
Sevyn Banks, DB	--	--	--	--	2/0	2/0	-
Micah Baskerville, LB	8/1	12/0	8/7	12/12	13/9	53/27	9
Jack Bech, TE	--	--	--	13/7	12/4	24/13	-
Lane Blue, DE	--	--	--	--	7/0	7/0	-
Bo Bordelon, OL	--	--	--	--	2/0	2/0	-
Kayshon Boutte, WR	--	--	10/5	6/6	11/10	27/21	1
Anthony Bradford, OL	--	3/0	7/0	6/5	12/11	28/16	9
Jay Bramblett, P	--	--	--	--	13/0	13/0	-
Greg Brooks Jr., DB	--	--	--	--	13/12	13/12	2
Major Burns, S	--	--	--	5/5	8/4	13/9	1
Noah Cain, RB	--	--	--	--	13/2	13/2	-
Will Campbell, OL	--	--	--	--	12/12	12/12	7
Zavier Carter, DE	--	--	--	7/0	10/0	17/0	-
Gregory Clayton Jr., WR	--	--	--	--	11/0	11/0	-
Jarrick Bernard-Converse, DB	--	--	--	--	12/8	12/8	-
Jayden Daniels, QB	--	--	--	--	13/13	13/13	13
Derrick Davis Jr., S	--	--	--	12/0	4/0	16/0	-
Nick Demas, RB	--	--	--	11/0	8/0	19/0	-
Garrett Dellinger, OL	--	--	--	12/4	8/5	20/9	-
Marcus Dumervil, OL	--	--	1/0	10/1	5/0	16/1	-
John Emery Jr., RB	--	10/0	9/3	--	10/2	29/5	1
Joe Foucha, DB	--	--	--	--	9/7	9/7	-
Evan Francioni, WR	--	5/0	7/0	13/0	6/0	31/0	-
Hunter Faust	--	1/0	3/0	2/0	2/0	8/0	-
Miles Frazier, OL	--	--	--	--	13/13	13/13	13
Kolbe Fields, LB	--	--	--	--	11/0	11/0	-
Trey Finison, PK	--	--	--	--	2/0	2/0	-
Mekhi Garner CB	--	--	--	--	13/13	13/13	13
Ali Gaye, DL	--	--	10/10	4/4	13/12	27/26	11
Armoni Goodwin, RB	--	--	--	6/0	7/3	13/3	-
Jacobian Guillory, DL	--	--	1/0	11/0	13/1	25/1	-
Todd Harris Jr., S	11/1	3/1	10/6	8/1	3/0	48/9	-
Xavier Hill, OL	--	--	1/0	3/2	3/0	7/2	-
Tygee Hill, DT	--	--	--	--	2/0	2/0	-
Chris Hilton, WR	--	--	--	4/2	4/1	8/3	-
Walker Howard, QB	--	--	--	--	1/0	1/0	-
Matt Jayne, LB	--	--	--	--	1/0	1/0	-
Jaray Jenkins, WR	--	7/0	10/7	13/6	13/7	43/20	-
Emery Jones, OL	--	--	--	--	13/11	13/11	11
Sai'Vion Jones, DE	--	--	--	11/0	13/2	24/2	-
Mike Jones Jr., LB	--	--	13/5	13/4	26/9	-	-
Kyren Lacy, WR	--	--	--	--	13/1	13/1	-
Matthew Langois, DB	--	--	--	9/0	1/0	10/0	-
Bryce Langston, DT	--	--	--	1/0	2/0	3/0	-
Desmond Little, DE	--	--	2/0	5/0	7/1	14/1	-
Kimo Makaneole, OL	--	--	--	--	4/0	4/0	-
Princeton Malbrue, DE	--	--	--	--	5/0	5/0	-
Marlon Martinez, OL	--	--	--	9/0	11/1	20/1	-
Jack Mashburn, TE	--	--	3/0	12/4	12/0	27/4	-
Ezekeal Mata, PK	--	--	--	--	--	--	-
Damarius McGhee, CB	--	--	--	12/1	1/0	12/1	-
Malik Nabers	--	--	--	11/6	13/10	24/16	1
Javen Nicholas, WR	--	--	--	--	4/0	4/0	-
Corren Norman, RB	--	--	--	6/0	--	6/0	-
Garrett Nussmeier, QB	--	--	--	4/0	6/0	10/0	-
B.J. Ojulari, OLB	--	--	10/1	13/12	11/11	34/24	8
Greg Penn III, LB	--	--	--	10/1	13/13	23/14	14
Harold Perkins, LB	--	--	--	--	13/7	13/7	5
Damian Ramos, K	--	--	--	--	13/0	13/0	-
Colby Richardson, CB	--	--	--	--	12/5	12/5	-
Jaelyn Davis-Robinson, CB	--	--	--	--	3/0	3/0	-
Jaquelin Roy, DL	--	--	9/0	13/1	13/12	35/13	10
Slade Roy, LS	--	--	--	--	13/0	13/0	-
Tre'Mond Shorts, OL	--	--	--	--	13/0	13/0	-
Sage Ryan, S	--	--	--	4/2	13/1	17/3	-
Jared Small, LB	4/0	5/0	6/0	--	2/0	17/0	-
Maason Smith, DT	--	--	--	9/4	1/1	10/5	-
Nick Storz, TE	--	--	10/1	--	9/0	19/1	-
Mason Taylor, TE	--	--	--	--	13/12	13/12	12
Kole Taylor, TE	--	--	7/2	12/3	13/2	32/7	-
Demario Tolan, LB	--	--	--	--	12/0	12/0	-
Brian Thomas Jr., WR	--	--	--	12/9	12/5	24/14	2
Kardell Thomas, OL	--	--	1/0	6/2	3/0	9/2	-
Charles Turner, OL	--	3/0	8/1	4/1	11/11	26/13	2
Jay Ward, CB	--	13/0	9/3	11/11	12/8	45/22	3
West Weeks, LB	--	--	--	--	13/0	13/0	-
Fitzgerald West Jr., OL	--	--	--	--	4/0	4/0	-
Laterrance Welch, DB	--	--	--	--	12/0	12/0	-
Quency Wiggins, DE	--	--	--	--	4/0	4/0	-

LSU CAREER STARTS

Josh Williams, RB	--	--	10/0	13/0	11/6	34/6	-
R.J. Willis, WR	--	--	--	--	1/0	1/0	-
Mekhi Wingo, DL	--	--	--	--	13/12	13/12	12
Cameron Wire, OT	--	6/0	9/6	7/4	4/1	26/11	-

TEAM STATISTICS

TEAM STATISTICS	LSU	OPP
Scoring	420	308
Points per game	32.3	23.7
Points Off Turnovers	55	35
First Downs	318	248
Rushing	129	112
Passing	160	118
Penalty	29	18
Rushing Yardage	2354	1986
Yards gained rushing	2648	2251
Yards lost rushing	294	265
Rushing attempts	486	472
Average per rush	4.8	4.2
Average per game	181.1	152.5
TDs Rushing	35	18
Passing Yardage	3401	2718
Comp-Att-Int	295-442-6	217-381-6
Average per pass	7.7	7.1
Average per catch	11.5	12.5
Average per game	261.6	209.1
TDs Passing	19	16
Total offense	5755	4704
Total plays	928	853
Average per play	6.2	5.5
Average per game	442.7	361.8
Kick returns: #-Yards	16-315	27-645
Punt returns: #-Yards	15-41	15-151
Int returns: #-Yards	6-74	6-114
Kick return average	19.7	23.9
Punt return average	2.7	10.1
Int return average	12.3	19.0
Fumbles-Lost	15-12	23-11
Penalties-Yards	79-688	76-750
Average per game	52.9	57.7
Punts-Yards	47-2078	56-2485
Average per punt	44.2	44.4
Net punt average	39.6	43.5
Kickoffs-Yards	76-4811	64-4021
Average per kick	63.3	62.8
Net kick average	38.7	40.0
Time of possession/g	31:04	28:23
3rd-down conversion	79/167	74/182
3rd-down pct	47%	41%
4rd-down conversion	10/20	9/23
4rd-down pct	50%	39%
Sacks by-Yards	25-165	45-219
Misc Yards	0	96
Touchdowns scored	56	37
Field goals - attempts	10-14	17-23
On-Side kicks	0-0	0-0
Red-zone scores	(50-58) 86%	(36-45) 80%
Red-zone touchdowns (41-58) 71%	(22-45) 49%	
PAT-attempts	(50-52) 96%	(33-34) 97%
2-point conversion-att (1-4) 25%	(1-3) 33%	
Attendance	704172	345364
Games / Avg per game	7/100596	4/86341
Neutral site games	-	2/71599

Score by Quarters

	1st	2nd	3rd	4th	OT	Total
LSU	81	124	99	108	8	420
Opponents	85	87	51	78	7	308

GAME RESULTS

Date	Opponent	Score	Overall	Conf	Time	Attend
09/04/2022	vs. FSU	L, 23-24	0-1	0-0	3:50	68388
09/10/2022	Southern	W, 65-17	1-1	0-0	3:09	102321
09/17/2022	Mississippi St.	W, 31-16	2-1	1-0	3:30	98520
09/24/2022	New Mexico	W, 38-0	3-1	1-0	2:47	100501
10/01/2022	at Auburn	W, 21-17	4-1	2-0	3:34	87451
10/08/2022	Tennessee	L, 13-40	4-2	2-1	3:29	102321
10/15/2022	at Florida	W, 45-35	5-2	3-1	3:31	90585
10/22/2022	Ole Miss	W, 45-20	6-2	4-1	3:22	100821
11/05/2022	Alabama	W(OT), 32-32	7-2	5-1	3:56	102321
11/12/2022	at Arkansas	W, 13-10	8-2	6-1	3:17	73750
11/19/2022	UAB	W, 41-10	9-2	6-1	3:10	97367
11/26/2022	at Texas A&M	L, 23-38	9-3	6-2	3:25	93578
12/03/2022	vs. Georgia	L, 30-50	9-4	6-2	3:46	74810

SCORING

	TD	FGs	Kick	Rush	PATs			Points
					Rcv	Pass	DXP Saf	
Damian Ramos	-	10-14	48-50	-	-	-	-	78
Jayden Daniels	11	-	-	-	-	1	-	66
Noah Cain	8	-	-	-	-	-	-	48
John Emery Jr.	7	-	-	-	-	-	-	42
Jaray Jenkins	6	-	-	-	-	-	-	36
Josh Williams	6	-	-	-	-	-	-	36
Armoni Goodwin	5	-	-	-	-	-	-	30
Brian Thomas Jr.	4	-	-	-	-	-	-	24
Mason Taylor	2	-	-	-	1	-	-	14
Kayshon Boutte	2	-	-	-	-	-	-	12
Malik Nabers	2	-	-	-	-	-	-	12
Micah Baskerville	1	-	-	-	-	-	-	6
Jay Ward	1	-	-	-	-	-	-	6
Jack Bech	1	-	-	-	-	-	-	6
Trey Finison	-	-	2-2	-	-	-	-	2
Total	56	10-14	50-52	0	1	1	0	420
Opponents	37	17-23	33-34	0	1	1	0	308

TOTAL OFFENSE

	GP	Plays	Rush	Pass	Total	Avg/G
Jayden Daniels	13	551	818	2774	3592	276.3
Garrett Nussmeier	6	70	-13	627	614	102.3
Josh Williams	11	97	532	0	532	48.4
Noah Cain	13	68	351	0	351	27.0
John Emery Jr.	10	70	328	0	328	32.8
Armoni Goodwin	7	45	267	0	267	38.1
Kayshon Boutte	11	1	41	0	41	3.7
Derrick Davis Jr.	4	5	28	0	28	7.0
Walker Howard	1	3	15	0	15	15.0
Nick Demas	8	4	8	0	8	1.0
Malik Nabers	13	1	5	0	5	0.4
Team	13	0	-26	0	-26	-2.0
Total	13	928	2354	3401	5755	442.7
Opponents	13	852	1983	2718	4701	361.6

RUSHING

	GP	Att	Gain	Loss	Net	Avg	TD	Long	Avg/G
Jayden Daniels	13	180	1042	224	818	4.5	11	31	62.9
Josh Williams	11	97	539	7	532	5.5	6	50	48.4
Noah Cain	13	68	355	4	351	5.2	8	49	27.0
John Emery Jr.	10	70	332	4	328	4.7	5	32	32.8
Armoni Goodwin	7	45	276	9	267	5.9	5	47	38.1
Kayshon Boutte	11	1	41	0	41	41.0	0	41	3.7
Derrick Davis Jr.	4	5	29	1	28	5.6	0	16	7.0
Walker Howard	1	3	21	6	15	5.0	0	13	15.0
Nick Demas	8	4	8	0	8	2.0	0	5	1.0
Malik Nabers	13	1	5	0	5	5.0	0	5	0.4
Garrett Nussmeier	6	1	0	13	-13	-13.0	0	0	-2.2
Team	13	11	0	26	-26	-2.4	0	0	-2.0
Total	13	486	2648	294	2354	4.8	35	50	181.1
Opponents	13	471	2248	265	1983	4.2	18	81	152.5

PASSING

	GP	Effic	Cmp-Att-Int	Pct	Yards	TD	Long	Avg/G
Jayden Daniels	13	143.9	254-371-3	68.5	2774	16	54	213.4
Garrett Nussmeier	6	141.4	41-69-3	59.4	627	3	60	104.5
Team	13	0.0	0-2-0	0.0	0	0	0	0.0
Total	13	142.8	295-442-6	66.7	3401	19	60	261.6
Opponents	13	127.6	217-381-6	57.0	2718	16	65	209.1

RECEIVING

	GP	No.	Yards	Avg	TD	Long	Avg/G
Malik Nabers	13	63	854	13.6	2	60	65.7
Kayshon Boutte	11	48	538	11.2	2	53	48.9
Mason Taylor	13	33	326	9.9	2	38	25.1
Jaray Jenkins	13	27	404	15.0	6	54	31.1
Brian Thomas Jr.	12	27	330	12.2	4	57	27.5
Kyren Lacy	13	22	211	9.6	0	20	16.2
Josh Williams	11	21	132	6.3	0	21	12.0
Jack Bech	12	16	200	12.5	1	29	16.7
John Emery Jr.	10	12	126	10.5	2	39	12.6
Noah Cain	13	7	71	10.1	0	20	5.5
Chris Hilton Jr.	4	7	109	15.6	0	51	27.3
Kole Taylor	13	5	55	11.0	0	26	4.2
Armoni Goodwin	7	4	19	4.8	0	14	2.7
Jack Mashburn	12	2	12	6.0	0	10	1.0
Evan Francioni	6	1	14	14.0	0	14	2.3
Total	13	295	3401	11.5	19	60	261.6
Opponents	13	217	2718	12.5	16	65	209.1

ALL-PURPOSE

	GP	Rush	Rcv	PR	KR	IR	Total	Avg/G
Malik Nabers	13	5	854	-2	31	0	888	68.3
Jayden Daniels	13	818	0	0	0	0	818	62.9
Josh Williams	11	532	132	0	0	0	664	60.4
Kayshon Boutte	11	41	538	0	0	0	579	52.6
Noah Cain	13	351	71	0	133	0	555	42.7
John Emery Jr.	10	328	126	0	0	0	454	45.4
Jaray Jenkins	13	0	404	0	0	0	404	31.1
Brian Thomas Jr.	12	0	330	0	0	0	330	27.5
Mason Taylor	13	0	326	0	0	0	326	25.1
Jack Bech	12	0	200	3	92	0	295	24.6
Armoni Goodwin	7	267	19	0	0	0	286	40.9
Kyren Lacy	13	0	211	0	0	0	211	16.2
Chris Hilton Jr.	4	0	109	0	23	0	132	33.0
Kole Taylor	13	0	55	0	0	0	55	4.2
Gregory Clayton Jr.	11	0	0	40	0	0	40	3.6
Javen Nicholas	3	0	0	0	36	0	36	12.0
Greg Brooks Jr.	13	0	0	0	0	30	30	2.3
Micah Baskerville	13	0	0	0	0	29	29	2.2
Derrick Davis Jr.	4	28	0	0	0	0	28	7.0
Jay Ward	12	0	0	0	0	18	18	1.5
Walker Howard	1	15	0	0	0	0	15	15.0
Evan Francioni	6	0	14	0	0	0	14	2.3
Jack Mashburn	12	0	12	0	0	0	12	1.0
Nick Demas	8	8	0	0	0	0	8	1.0
Harold Perkins Jr.	13	0	0	0	0	-3	-3	-0.2
Garrett Nussmeier	6	-13	0	0	0	-13	-13	-2.2
Team	13	-26	0	0	0	0	-26	-2.0
Total	13	2354	3401	41	315	74	6185	475.8
Opponents	13	1983	2718	151	645	114	5611	431.6

PUNT RETURNS

	No.	Yards	Avg	TD	Long
Gregory Clayton Jr.	10	40	4.0	0	20
Jack Bech	3	3	1.0	0	11
Total	15	41	2.7	0	20
Opponents	15	151	10.1	0	58

INTERCEPTIONS

	No.	Yards	Avg	TD	Long
Joe Fouca	1	0	0.0	0	0
Greg Brooks Jr.	1	30	30.0	0	30
Micah Baskerville	1	29	29.0	1	29
Jay Ward	1	18	18.0	0	18
Jarrick Bernard-Converse	1	0	0.0	0	0
Harold Perkins Jr.	1	-3	-3.0	0	0
Total	6	74	12.3	1	30
Opponents	6	114	19.0	1	94

KICK RETURNS

	No.	Yards	Avg	TD	Long
Noah Cain	6	133	22.2	0	33
Jack Bech	5	92	18.4	0	27
Malik Nabers	2	31	15.5	0	17
Javen Nicholas	2	36	18.0	0	18
Chris Hilton Jr.	1	23	23.0	0	23
Total	16	315	19.7	0	33
Opponents	27	645	23.9	0	66

FUMBLE RETURNS

	No.	Yards	Avg	TD	Long
Jay Ward	1	23	23.0	1	23
Desmond Little	1	5	5.0	0	5
Mekhi Wingo	2	0	0.0	0	0
Sage Ryan	2	0	0.0	0	0
Jarrick Bernard-Converse	1	0	0.0	0	0
BJ Ojulari	1	0	0.0	0	0
Jaquelin Roy	1	0	0.0	0	0
Slade Roy	1	0	0.0	0	0
Greg Penn III	1	0	0.0	0	0
Total	11	28	2.5	1	23
Opponents	12	32	2.7	1	27

PUNTING

	No.	Yards	Avg	Long	TB	FC	I20	50+	Blkd
Jay Bramblett	47	2078	44.2	66	4	17	18	13	0
Total	47	2078	44.2	66	4	17	18	13	0
Opponents	56	2485	44.4	65	3	17	20	16	1

KICKOFFS

	No.	Yards	Avg	TB	OB	Retn	Net	YdLn
Nathan Dibert	50	3182	63.6	31	3			
Damian Ramos	25	1565	62.6	11	2			
Trey Finison	1	64	64.0	0	0			
Total	76	4811	63.3	42	5	27	38.7	26
Opponents	64	4021	62.8	34	3	16	40	24

FIELD GOALS

	FG	Pct	01-19	20-29	30-39	40-49	50-99	Lg	Blk
Damian Ramos	10-14	71.4	0-0	2-2	6-9	2-3	0-0	47	2
Opponents	17-23	73.9	0-0	7-7	7-8	3-7	0-1	48	0

FG SEQUENCE

	LSU	Opponents
FSU	(36),30	47,(25)
Southern		43,30,(29)
Mississippi St.	(35)	(45)
New Mexico	(31), 38	
Auburn		(29),40
Tennessee		(35),(38),50,(32),(32)
Florida	(47)	
Ole Miss	(23), 42	(32),(48)
Alabama	(32)	(29),(36),(38),(46)
Arkansas	(38),(29)	(28)
UAB		(29)
Texas A&M	(34)	(25)
Georgia	32,(42)	43

Numbers in (parentheses) indicate field goal was made.

DEFENSIVE LEADERS

DEFENSIVE LEADERS	GP-GS	TACKLES				SACKS NO-YDS	PASS DEFENSE			FUMBLES		BLKD	
		SOLO	AST	TOTAL	TFL-YDS		INT-YDS	BU	QBH	RCV-YDS	FF	KICK	SAF
23 Micah Baskerville	13	38	46	84	4.5-12	1-6	1-29	6	5	.	.	1	.
30 Greg Penn III	13	38	33	71	6-15	.	.	3	2	1-0	.	.	.
40 Harold Perkins Jr.	13	37	32	69	11.5-66	6.5-52	1--3	2	13	.	3	.	.
3 Greg Brooks Jr.	13	31	30	61	2-10	1-3	1-30	3	.	.	1	.	.
18 BJ Ojulari	11	34	24	58	8.5-35	5.5-33	.	.	13	1-0	1	.	.
5 Jay Ward	12	41	16	57	2.5-5	.	1-18	4	1	1-23	.	.	.
99 Jaquelin Roy	13	26	23	49	3.5-6	0.5-1	.	.	3	1-0	.	.	.
92 Mekhi Wingo	13	23	21	44	4-23	2-21	.	4	4	2-0	1	.	.
2 Mekhi Garner	13	25	18	43	1.5-4	.	.	8
24 Jarrick Bernard-Converse	12	26	15	41	0.5-1	.	1-0	3	.	1-0	.	.	.
13 Joe Foucha	9	21	15	36	1-4	.	1-0	3	1	.	1	.	.
11 Ali Gaye	13	17	19	36	6-24	2.5-19	.	2	.	.	2	.	.
28 Major Burns	8	17	15	32	3.5-6	.	.	3	1
35 Sai'vion Jones	13	10	12	22	5-28	3.5-26	1	1	.	1	.	.	.
33 West Weeks	13	11	11	22	3-4	1.5-3	1	.	.
6 Mike Jones Jr.	13	7	13	20	0.5-1
15 Sage Ryan	13	9	9	18	.	.	.	1	1	2-0	2	.	.
22 Colby Richardson	12	6	6	12
90 Jacobian Guillory	13	3	8	11
32 DeMario Tolan	12	3	7	10	2
10 Jaray Jenkins	13	4	4	8
8 Desmond Little	7	2	4	6	.	.	.	1	.	1-5	.	.	.
1 Sevyn Banks	2	2	3	5	0.5-1
94 Princeton Malbrue	5	2	2	4
12 Derrick Davis Jr.	4	1	3	4
29 Jaelyn Davis-Robinson	3	1	3	4
17 Zavier Carter	10	3	1	4	1	.	.
25 Kolbe Fields	11	2	2	4
80 Jack Bech	12	1	2	3
27 Laterrance Welch	12	3	.	3
44 Slade Roy	13	2	1	3	1-0	.	.	.
19 Jay Bramblett	13	2	.	2
42 Lane Blue	7	.	2	2	0.5-1	0.5-1
50 Emery Jones	13	1	1	2
4 Todd Harris Jr.	3	2	.	2
36 Nick Demas	8	.	1	1
95 Tygee Hill	2	1	.	1
5 Jayden Daniels	13	.	1	1
82 Jack Mashburn	12	1	.	1
19 Jordan Allen	3	1	.	1	1-6
69 Charles Turner	11	1	.	1
93 Quency Wiggins	4	.	1	1
81 Bryce Langston	2	.	1	1	0.5-0	0.5-0
4 John Emery Jr.	10	.	1	1
86 Mason Taylor	13	1	.	1
27 Josh Williams	11	.	1	1
58 Jared Small	2	.	1	1
31 Nathan Dibert	10	1	.	1
Totals	13	458	408	866	66-252	25-165	6-74	44	47	11-28	14	1	1
Opponents	13	505	424	929	78-290	45-219	6-114	32	20	12-32	10	3	0

PASSING

	Comp-Att-Int	Pct	Yards	TD	Long	Sack-Yds	Effic
#5 Jayden Daniels							
Florida St.	25-34-0	73.5	209	2	22	4-19	144.6
Southern U.	10-11-0	90.9	137	3	44	1-8	285.5
Mississippi St.	22-37-0	59.5	210	1	27	3-12	116.1
New Mexico	24-29-0	82.8	279	0	51	4-12	163.6
Auburn	8-20-0	40.0	80	0	39	3-13	73.6
Tennessee	32-45-1	71.1	300	1	23	5-34	130.0
Florida	23-32-0	71.9	349	3	54	1-8	194.4
Ole Miss	21-28-0	75.0	248	2	38	4-16	173.0
Alabama	22-32-0	68.8	182	2	30	6-15	137.2
Arkansas	8-15-1	53.3	86	0	26	7-41	88.2
UAB	22-29-0	75.9	297	1	47	1-1	173.3
Texas A&M	21-35-0	60.0	189	0	22	1-5	105.4
Georgia	16-24-1	66.7	208	1	53	3-16	144.9
Totals	254-371-3	68.5	2774	16	54	43-200	143.9
#13 Garrett Nussmeier							
Southern U.	13-23-2	56.5	183	0	60	0-0	106.0
New Mexico	9-10-0	90.0	135	1	57	0-0	236.4
Auburn	2-6-0	33.3	5	0	3	0-0	40.3
UAB	1-2-0	50.0	2	0	2	0-0	58.4
Texas A&M	1-1-0	100.0	8	0	8	0-0	167.2
Georgia	15-27-1	55.6	294	2	59	1-13	164.1
Totals	41-69-3	59.4	627	3	60	1-13	141.4

RUSHING

	NO-YDS/TD	FSU	SU	MSU	NM	AUB	TN	UF	OM	UA	ARK	UAB	TA&M	UGA
Jayden Daniels	174-824/11	16-114/0	3-18/1	16-93/1	9-37/0	16-59/1	16-38/0	14-44/3	23-121/3	18-95/1	19-10/0	12-111/1	12-84/0	6-6/0
Josh Williams	91-477/6	1-2/0	5-17/1	1-7/1	4-19/0	17-68/0	7-10/1	14-106/0	17-76/1	7-54/1	18-118/1	DNP	DNP	6-55/0
John Emery Jr.	66-324/5	DNP	DNP	11-32/0	9-45/0	8-42/1	4-4/0	8-31/0	DNP	5-26/0	3-40/0	9-49/1	9-55/3	4-4/0
Noah Cain	65-344/7	7-23/1	10-51/1	-	11-94/2	5-21/0	1-3/0	-	-	1-1/0	6-29/0	13-76/3	11-48/0	3-7/1
Armoni Goodwin	45-267/5	5-14/0	12-85/2	9-76/1	8-24/2	DNP	DNP	DNP	8-55/0	1-7/0	2-6/0	DNP	DNP	DNP
Derrick Davis Jr.	5-28/0	DNP	-	-	-	DNP	DNP	DNP	DNP	DNP	DNP	5-28/0	DNP	DNP
Nick Demas	4-8/0	-	2-3/0	-	-	DNP	-	-	DNP	DNP	DNP	2-5/0	-	DNP
Walker Howard	3-15/0	DNP	3-15/0	DNP	DNP	DNP	DNP	DNP	DNP	DNP	DNP	DNP	DNP	DNP
Kayshon Boutte	1-41/0	-	1-41/0	-	DNP	-	-	-	-	-	-	DNP	-	-
Malik Nabers	1-5/0	-	-	-	-	-	-	-	-	1-5/0	-	-	-	-
Garrett Nussmeier	1-13/0	DNP	-	DNP	-	-	DNP	DNP	DNP	DNP	DNP	-	-	1-13/0

RECEIVING

	NO-YDS/TD	FSU	SU	MSU	NM	AUB	TN	UF	OM	UA	ARK	UAB	TA&M	UGA
Malik Nabers	58-726/1	5-42/0	3-81/1	6-76/0	6-65/0	2-26/0	6-80/0	4-48/0	4-37/0	6-49/0	2-24/0	7-129/0	7-69/0	5-128/1
Kayshon Boutte	42-431/1	2-20/0	5-42/0	3-31/0	DNP	1-4/0	6-33/1	6-115/0	4-43/0	7-51/0	4-49/0	DNP	4-43/0	6-107/1
Mason Taylor	27-263/2	4-34/0	1-13/0	1-11/0	4-34/0	3-14/0	2-22/0	1-6/0	3-44/1	3-36/1	-	3-39/0	2-10/0	6-63/0
Jaray Jenkins	24-332/5	5-46/2	-	3-23/1	5-57/0	-	3-44/0	2-67/1	2-51/1	-	1-4/0	2-29/0	1-11/0	3-72/1
Brian Thomas Jr.	25-306/4	5-44/0	2-55/1	2-22/0	2-65/1	-	5-37/0	2-31/1	2-26/0	-	DNP	4-21/1	1-5/0	2-24/0
Kyren Lacy	19-168/0	1-14/0	2-29/0	-	4-41/0	-	4-24/0	2-17/0	2-18/0	1-5/0	-	2-12/0	1-8/0	3-43/0
Josh Williams	18-113/0	-	-	4-18/0	2-31/0	2-0/0	2-15/0	1-8/0	3-25/0	3-7/0	1-9/0	DNP	DNP	3-19/0
Jack Bech	14-157/1	1-5/0	1-17/1	-	6-43/0	1-2/0	1-14/0	-	DNP	-	-	3-61/0	1-15/0	2-43/0
John Emery Jr.	11-123/2	DNP	DNP	2-15/0	-	1-39/0	-	3-24/1	DNP	2-34/1	-	-	3-11/0	1-3/0
Chris Hilton Jr.	7-109/0	-	5-47/0	-	2-62/0	DNP	DNP	DNP	DNP	DNP	DNP	DNP	DNP	DNP
Noah Cain	7-71/0	-	1-9/0	-	-	-	3-31/0	-	-	-	-	1-6/0	2-25/0	-
Kole Taylor	5-55/0	1-8/0	1-3/0	-	1-11/0	-	-	2-33/0	-	-	-	-	-	-
Armoni Goodwin	4-19/0	1-4/0	-	1-14/0	1-5/0	DNP	DNP	DNP	1-4/0	-	-	DNP	DNP	DNP
Jack Mashburn	2-12/0	-	1-10/0	DNP	-	-	-	-	-	-	-	1-2/0	-	-
Evan Francioni	1-14/0	-	1-14/0	-	DNP	DNP	DNP	DNP	DNP	DNP	-	-	DNP	-

LSU TEAM STATISTICS

Date	Opponent	Rushing				Receiving				Passing				Kick Ret				Punt Ret				tot	off
		no.	yds	td	lg	no.	yds	td	lg	c-a-i	yds	td	lg	no.	yds	td	lg	no.	yds	td	lg		
09/04/2022	vs. FSU	30	139	1	25	26	209	2	22	26-36-0	209	2	22	2	31	0	17	2	-2	0	0	348	
09/10/2022	Southern	36	230	5	41	23	320	3	60	23-34-2	320	3	60	1	18	0	18	1	18	0	18	550	
09/17/2022	Mississippi St.	38	206	3	47	22	210	1	27	22-37-0	210	1	27	1	18	0	18	1	1	0	1	416	
09/24/2022	New Mexico.	41	219	4	49	33	414	1	57	33-39-0	414	1	57	1	23	0	23	4	31	0	20	633	
10/01/2022	at Auburn	49	185	2	20	10	85	0	39	10-26-0	85	0	39	2	43	0	23	0	0	0	0	270	
10/08/2022	Tennessee	28	55	1	17	32	300	1	23	32-45-1	300	1	23	2	22	0	12	0	0	0	0	355	
10/15/2022	at Florida	38	179	3	50	23	349	3	54	23-32-0	349	3	54	1	27	0	27	2	-6	0	2	528	
10/22/2022	Ole Miss	48	252	4	19	21	248	2	38	21-28-0	248	2	38	1	33	0	33	0	0	0	0	500	
11/05/2022	Alabama	34	185	2	31	22	182	2	30	22-32-0	182	2	30	3	62	0	23	0	0	0	0	367	
11/12/2022	at Arkansas	51	195	1	32	8	86	0	26	8-15-1	86	0	26	1	18	0	18	0	0	0	0	281	
11/19/2022	UAB	41	269	5	28	23	299	1	47	23-31-0	299	1	47	1	20	0	20	3	-1	0	2	568	
11/26/2022	at Texas A&M	32	187	3	24	22	197	0	22	22-36-0	197	0	22	0	0	0	0	0	0	0	0	384	
12/03/2022	vs Georgia	20	47	1	47	31	502	3	59	31-52-2	502	3	59	0	0	0	0	1	0	0	0	549	
LSU		486	2354	35	50	295	3401	19	60	295-442-6	3401	19	60	16	315	0	33	15	41	0	20	5755	
Opponents		471	1983	18	81	217	2718	16	65	217-381-6	2718	16	65	27	645	0	66	15	151	0	58	4701	

Games: 13 Avg/rush: 4.8 Avg/catch: 11.5 Pass effic: 142.8 KR avg: 19.7 PR avg: 2.7 All purpose avg/game: 475.8 Total offense avg/gm: 442.7

Date	Opponent	Tackles				Sacks		Fumble		Pass Defense			blkd	PAT	Attempts			off	saf	t/o	pts
		solo	ast	total	tfl-yds	no-yds	ff	fr-yds	no.	yds	qbh	brup	kick	kicks	rush	rcv					
09/04/2022	vs Florida St.	46	20	66	2.0-5	0-0	0	1-0	0-0	4	3	0	2-3	0	0	0	6	23			
09/10/2022	Southern U.	30	46	76	4.0-15	3-9	3	4-5	1-29	0	4	1	9-9	0	0	1	28	65			
09/17/2022	Mississippi St.	30	32	62	8.0-34	4-28	1	1-0	1-19	4	3	0	4-4	0	0	7	31				
09/24/2022	New Mexico.	15	34	49	8.0-27	4-20	0	0-0	0-0	0	1	0	5-5	0	0	0	38				
10/01/2022	at Auburn	39	16	55	5.0-15	2-8	1	2-23	2-27	4	3	0	3-3	0	0	0	21				
10/08/2022	Tennessee	39	48	87	2.0-8	0-0	3	0-0	0-0	1	1	0	1-1	0	0	0	13				
10/15/2022	at Florida	35	16	51	2.0-7	1-6	0	0-0	0-0	4	2	0	6-6	0	0	0	45				
10/22/2022	Ole Miss	39	32	71	5.0-30	3-26	1	0-0	1-0	7	6	0	6-6	0	0	7	45				
11/05/2022	Alabama	30	32	62	4.0-12	2-10	1	0-0	1-0	12	7	0	3-3	0	1	0	32				
11/12/2022	at Arkansas	44	26	70	9.0-47	5-40	2	2-0	0-0	3	4	0	1-1	0	0	0	13				
11/19/2022	UAB	27	26	53	5.0-18	1-6	0	0-0	0-0	3	5	0	5-6	0	0	0	41				
11/26/2022	at Texas A&M	36	40	76	4.0-7	0-0	0	0-0	0-0	2	2	0	2-2	0	0	0	23				
12/03/2022	vs Georgia	46	26	72	6.0-9	0-0	1	1-0	0-0	1	0	0	3-3	0	0	0	7	30			
LSU		457	408	865	66.0-252	25-165	14	11-28	6-74	47	44	1	50-52	0	1	1	55	420			
Opponents		505	424	929	78.0-290	45-219	10	12-32	6-114	20	32	3	33-34	0	1	0	35	308			

Date	Opponent	Punting							Field Goals					Kickoffs				
		no.	yds	avg	long	blkd	tb	fc	50+	in20	m-a	long	blkd	no.	yds	avg	tb	ob
09/04/2022	vs Florida St.	2	87	43.5	56	0	0	0	1	1	1-2	36	1	4	259	64.8	1	0
09/10/2022	Southern U.	2	87	43.5	47	0	0	2	0	0	0-0	0	0	10	631	63.1	5	0
09/17/2022	Mississippi St.	5	234	46.8	55	0	1	1	1	1	1-1	35	0	6	361	60.2	3	1
09/24/2022	New Mexico.	0	0	0.0	0	0	0	0	0	0	1-2	31	0	7	443	63.3	3	1
10/01/2022	at Auburn	9	400	44.4	65	0	0	4	2	4	0-0	0	0	4	235	58.8	1	0
10/08/2022	Tennessee	4	216	54.0	66	0	1	1	3	2	0-0	0	0	3	189	63.0	0	0
10/15/2022	at Florida	1	40	40.0	40	0	0	0	0	0	1-1	47	0	8	519	64.9	5	0
10/22/2022	Ole Miss	2	84	42.0	42	0	0	0	0	1	1-2	23	0	8	516	64.5	6	0
11/05/2022	Alabama	6	251	41.8	55	0	1	2	2	3	1-1	32	0	5	323	64.6	4	1
11/12/2022	at Arkansas	6	261	43.5	52	0	0	2	2	1	2-2	38	0	4	256	64.0	2	1
11/19/2022	UAB	1	44	44.0	44	0	0	0	0	1	0-0	0	0	7	447	63.9	5	0
11/26/2022	at Texas A&M	4	166	41.5	49	0	1	2	0	2	1-1	34	0	5	307	61.4	3	1
12/03/2022	vs Georgia	4	173	43.3	51	0	0	3	2	1	1-2	42	1	5	325	65.0	4	0
LSU		47	2078	44.2	66	0	4	17	13	18	10-14	47	2	76	4811	63.3	42	5
Opponents		56	2485	44.4	65	1	3	17	16	20	17-23	48	0	64	4021	62.8	34	3

OPPONENT TEAM STATISTICS

Date	Opponent	Rushing				Receiving				Passing				Kick Ret				Punt Ret				tot			
		no.	yds	td	lg	no.	yds	td	lg	c-a-i	yds	td	lg	no.	yds	td	lg	no.	yds	td	lg	off			
09/04/2022	vs. Florida St.	38	132	1	23	20	260	2	39	20-33-0	260	2	39	2	45	0	24	1	0	0	0	392			
09/10/2022	Southern U.	42	201	1	24	9	61	0	29	9-17-1	61	0	29	5	105	0	28	0	0	0	0	262			
09/17/2022	Mississippi St.	22	75	1	37	24	214	1	24	24-42-1	214	1	24	2	64	0	37	3	47	0	26	289			
09/24/2022	New Mexico	27	37	0	10	4	51	0	38	4-6-0	51	0	38	3	56	0	23	0	0	0	0	88			
10/01/2022	at Auburn	31	101	0	24	19	337	2	61	19-39-2	337	2	61	3	61	0	25	3	20	0	15	438			
10/08/2022	Tennessee	49	263	2	49	17	239	2	48	17-28-0	239	2	48	3	55	0	25	1	58	0	58	502			
10/15/2022	at Florida	33	210	4	81	15	185	1	51	15-26-0	185	1	51	3	100	0	47	0	0	0	0	395			
10/22/2022	Ole Miss	37	117	2	18	20	287	0	36	20-35-1	287	0	36	2	33	0	18	2	9	0	6	404			
11/05/2022	Alabama	30	137	2	34	25	328	1	65	25-51-1	328	1	65	0	0	0	0	0	0	0	0	465			
11/12/2022	at Arkansas	46	121	0	17	12	116	1	40	12-22-0	116	1	40	0	0	0	0	3	14	0	14	237			
11/19/2022	UAB	22	48	1	9	17	211	0	36	17-35-0	211	0	36	2	89	0	66	1	0	0	0	259			
11/26/2022	at Texas A&M	50	274	2	29	12	155	2	39	12-18-0	155	2	39	1	17	0	17	1	3	0	3	429			
12/03/2022	vs Georgia	44	255	2	51	23	274	4	32	23-29-0	274	4	32	1	20	0	20	0	0	0	0	529			
Opponents		471	1983	18	81	217	2718	16	65	217-381-6	2718	16	65	27	645	0	66	15	151	0	58	4701			
LSU		486	2354	35	50	295	3401	19	60	295-442-6	3401	19	60	16	315	0	33	15	41	0	20	5755			

Games: 13 Avg/rush: 4.2 Avg/catch: 12.5 Pass eff: 127.6 KR avg: 23.9 PR avg: 10.1 All purpose avg/game: 431.6 Total offense avg/gm: 361.6

Date	Opponent	Tackles				Sacks		Fumble		Pass Defense			blkd	PAT	Attempts				off	pts
		solo	ast	total	tfl-yds	no-yds	ff	fr-yds	no.	yds	qbh	brup	kick	kicks	rush	rcv	saf	t/o		
09/04/2022	vs Florida St.	49	8	57	6.0-24	4-19	0	2-0	0-0	2	2	3-3	0	0	0	0	0	24		
09/10/2022	Southern U.	34	36	70	6.0-24	2-14	0	0-0	2-106	0	3	0	2-2	0	0	0	7	17		
09/17/2022	Mississippi St.	39	36	75	4.0-14	3-12	0	1-0	0-0	0	2	1-2	0	0	0	0	16			
09/24/2022	New Mexico	38	66	104	5.0-14	4-12	2	1-0	0-0	1	0	0-0	0	0	0	0	0			
10/01/2022	at Auburn	44	18	62	8.0-24	3-13	2	1-0	0-0	2	2	2-2	0	0	0	0	17			
10/08/2022	Tennessee	34	44	78	9.0-43	5-34	0	1-0	1-0	1	3	0	4-4	0	0	0	7	40		
10/15/2022	at Florida	38	28	66	3.0-11	1-8	0	1-0	0-0	4	1	0	5-5	0	0	0	7	35		
10/22/2022	Ole Miss	45	36	81	4.0-16	4-16	0	0-0	0-0	0	2	0	2-2	0	0	0	20			
11/05/2022	Alabama	37	30	67	11.0-24	6-15	0	0-0	0-0	2	2	0	1-1	0	0	0	31			
11/12/2022	at Arkansas	30	48	78	5.0-212	7-41	1	1-2	1-5	1	4	0	1-1	0	0	0	10			
11/19/2022	UAB	39	40	79	4.0-5	1-1	2	2-3	0-0	0	3	0	1-1	0	0	0	10			
11/26/2022	at Texas A&M	38	20	58	2.0-13	1-5	2	1-27	0-0	3	3	0	5-5	0	0	0	7	38		
12/03/2022	vs Georgia	37	16	53	8.0-35	4-29	1	1-0	2-3	4	4	1	6-6	0	1	0	7	50		
Opponents		505	424	929	78.0-290	45-219	10	12-32	6-114	20	32	3	33-34	0	1	0	35	308		
LSU		457	408	865	66.0-252	25-165	14	11-28	6-74	47	44	1	50-52	0	1	1	55	420		

Date	Opponent	Punting										Field Goals			Kickoffs			
		no.	yds	avg	long	blkd	tb	fc	50+	in20	m-a	long	blkd	no.	yds	avg	tb	ob
09/04/2022	vs Florida St.	2	92	46.0	47	0	0	0	0	2	1-2	25	0	5	294	58.8	0	2
09/10/2022	Southern U.	4	138	34.5	50	1	0	2	1	0	1-3	29	0	4	258	64.5	2	0
09/17/2022	Mississippi St.	6	268	44.7	50	0	0	1	1	4	1-1	45	0	4	258	64.5	3	0
09/24/2022	New Mexico	9	389	43.2	55	0	1	2	1	2	0-0	0	0	1	62	62.0	0	0
10/01/2022	at Auburn	4	185	46.3	50	0	0	3	2	2	1-2	29	0	4	252	63.0	2	0
10/08/2022	Tennessee	2	83	41.5	49	0	0	0	0	1	4-5	38	0	8	473	59.1	1	0
10/15/2022	at Florida	1	62	62.0	62	0	0	0	1	1	0-0	0	0	6	382	63.7	3	0
10/22/2022	Ole Miss	3	136	45.3	65	0	1	1	1	0	2-2	48	0	5	324	64.8	3	0
11/05/2022	Alabama	4	199	49.8	58	0	0	2	2	0	4-4	46	0	6	382	63.7	2	0
11/12/2022	at Arkansas	7	277	39.6	52	0	1	2	1	3	1-1	28	0	3	193	64.3	2	0
11/19/2022	UAB	6	275	45.8	55	0	0	1	2	1	1-1	29	0	3	194	64.7	2	0
11/26/2022	at Texas A&M	3	124	41.3	45	0	0	1	0	0	1-1	25	0	7	440	62.9	7	0
12/03/2022	vs Georgia	4	207	51.8	56	0	0	2	3	3	0-1	0	0	8	509	63.6	7	1
Opponents		56	2485	44.4	65	1	3	17	16	20	17-23	48	0	64	4021	62.8	34	3
LSU		47	2078	44.2	66	0	4	17	13	18	10-14	47	2	76	4811	63.3	42	5

TACKLES

	UA-A	TOTAL	FSU	SU	MSU	NM	AUB	TN	UF	OM	ALA	ARK	UAB	TAMU	UGA
Micah Baskerville	38-46	84	-	0-2	4-5	2-0	1-1	4-11	7-4	3-6	4-2	4-3	1-2	2-7	6-3
Greg Penn III	38-33	71	6-1	3-1	2-1	-	2-2	3-5	3-3	3-3	1-1	6-4	4-4	3-5	2-3
Harold Perkins Jr.	37-32	69	1-0	0-7	2-4	4-3	2-0	1-2	5-0	1-4	3-5	6-2	3-2	1-1	8-2
Greg Brooks Jr.	31-30	61	2-3	1-2	2-2	1-3	1-1	6-4	2-1	0-3	2-3	4-0	1-2	5-3	4-3
BJ Ojulari	34-24	58	5-1	DNP	3-1	DNP	4-0	1-5	2-1	1-1	6-5	3-6	2-2	4-1	3-1
Jay Ward	41-16	57	6-2	-	5-6	DNP	5-1	0-2	5-0	4-0	2-1	3-1	3-0	4-2	4-1
Jaquelin Roy	26-23	49	2-0	0-5	0-2	0-2	5-0	2-1	2-0	3-1	0-1	3-3	2-0	5-7	2-1
Mekhi Wingo	23-21	44	6-0	1-2	0-2	0-2	4-2	3-2	2-0	4-3	1-3	2-1	-	0-3	0-1
Mekhi Garner	25-18	43	5-1	1-0	-	1-2	2-1	1-4	2-1	3-1	2-2	1-2	1-1	4-1	2-2
Jarrick Bernard-Converse	26-15	41	1-0	-	2-1	3-0	1-2	8-3	4-0	2-1	1-1	1-2	0-2	DNP	3-3
Joe Foucha	21-15	36	DNP	DNP	DNP	DNP	4-0	1-0	0-2	4-1	5-3	4-0	2-4	1-3	0-2
Ali Gaye	17-19	36	1-1	1-0	1-0	1-2	1-1	3-2	0-1	4-0	0-5	0-1	1-1	2-4	2-1
Major Burns	17-15	32	4-4	1-3	2-3	DNP	DNP	DNP	DNP	DNP	1-0	1-0	1-1	0-3	7-1
West Weeks	11-11	22	2-1	2-3	1-1	1-3	2-0	-	-	2-0	-	1-0	0-2	0-1	-
Sai'vion Jones	10-12	22	-	3-3	1-1	1-1	-	-	1-3	-	-	1-3	1-0	2-1	-
Mike Jones Jr.	7-13	20	4-0	0-3	1-2	0-4	2-1	0-3	-	-	-	-	-	-	-
Sage Ryan	9-9	18	1-0	1-1	0-2	-	-	1-3	-	2-3	1-0	-	1-0	-	2-0
Colby Richardson	6-6	12	0-2	0-1	2-0	-	2-1	1-1	-	1-1	-	-	-	DNP	-
Jacobian Guillory	3-8	11	0-1	0-1	-	0-1	0-1	0-2	-	0-2	-	-	-	2-0	1-0
DeMario Tolan	3-7	10	DNP	-	-	0-1	0-1	0-2	-	2-2	1-0	-	0-1	-	-
Jaray Jenkins	4-4	8	0-1	-	0-1	-	0-1	0-1	-	-	-	2-0	2-0	-	-
Desmond Little	2-4	6	-	2-4	DNP	-	-	-	-	-	DNP	DNP	DNP	DNP	DNP
Sevyn Banks	2-3	5	DNP	DNP	DNP	1-3	1-0	DNP	DNP	DNP	DNP	DNP	DNP	DNP	DNP
Zavier Carter	3-1	4	-	1-0	-	0-1	1-0	DNP	DNP	DNP	-	-	-	1-0	-
Kolbe Fields	2-2	4	-	2-1	-	0-1	-	DNP	DNP	-	-	-	-	-	-
Princeton Malbrue	2-2	4	DNP	2-2	-	-	DNP	-	-	DNP	DNP	DNP	DNP	DNP	DNP
Jaelyn Davis-Robinson	1-3	4	-	1-3	DNP	DNP	DNP	DNP	DNP	DNP	DNP	DNP	DNP	-	DNP
Derrick Davis Jr.	1-3	4	DNP	1-1	-	0-2	DNP	DNP	DNP	DNP	DNP	DNP	-	DNP	DNP
Laterrance Welch	3-0	3	DNP	2-0	-	1-0	-	-	-	-	-	-	-	-	-
Slade Roy	2-1	3	0-1	-	-	-	1-0	-	-	-	-	-	1-0	-	-
Jack Bech	1-2	3	-	-	-	-	-	1-0	-	DNP	-	-	0-1	-	0-1
Todd Harris Jr.	2-0	2	DNP	2-0	DNP	-	DNP	DNP	DNP	DNP	DNP	DNP	-	DNP	DNP
Jay Bramblett	2-0	2	-	-	1-0	-	-	1-0	-	-	-	-	-	-	-
Emery Jones	1-1	2	-	-	1-0	-	-	-	-	-	-	-	0-1	-	-
Lane Blue	0-2	2	-	0-2	-	-	-	-	-	DNP	DNP	DNP	DNP	DNP	DNP
Tygee Hill	1-0	1	DNP	-	DNP	DNP	DNP	DNP	DNP	DNP	DNP	DNP	1-0	DNP	DNP
Mason Taylor	1-0	1	-	-	-	-	-	-	-	-	-	1-0	-	-	-
Jack Mashburn	1-0	1	-	-	DNP	-	-	-	-	-	-	1-0	-	-	-
Jordan Allen	1-0	1	DNP	1-0	-	-	DNP	DNP	DNP	DNP	DNP	DNP	DNP	DNP	DNP
Charles Turner	1-0	1	DNP	1-0	-	-	-	-	-	-	-	-	DNP	-	-
Nathan Dibert	1-0	1	DNP	DNP	DNP	-	-	-	1-0	-	-	-	-	-	-
Bryce Langston	0-1	1	DNP	0-1	DNP	-	DNP	DNP	DNP	DNP	DNP	DNP	DNP	DNP	DNP
Jared Small	0-1	1	DNP	0-1	-	DNP	DNP	DNP	DNP	DNP	DNP	DNP	DNP	DNP	DNP
Nick Demas	0-1	1	-	0-1	-	-	DNP	-	-	DNP	DNP	DNP	-	-	DNP
Quency Wiggins	0-1	1	DNP	DNP	-	0-1	-	-	DNP	DNP	DNP	DNP	DNP	DNP	DNP
Jayden Daniels	0-1	1	-	-	-	-	-	-	-	-	-	-	-	-	0-1
Josh Williams	0-1	1	0-1	-	-	-	-	-	-	-	-	-	DNP	DNP	-
John Emery Jr.	0-1	1	DNP	DNP	-	-	-	0-1	-	DNP	-	-	-	-	-

TACKLES FOR LOSS

	UA-A	TOTAL	FSU	SU	MSU	NM	AUB	TN	UF	OM	ALA	ARK	UAB	TAMU	UGA
Harold Perkins Jr.	9-2	10.0	-	-	2.0-14	-	-	-	-	1.0-6	1.0-6	3.0-27	2.0-7	1.0-3	1.5-3
BJ Ojulari	5-5	7.5	-	DNP	2.5-14	DNP	2.0-8	-	-	0.5-2	1.5-4	1.0-6	-	-	1.0-1
Greg Penn III	5-2	6.0	-	-	-	-	1.5-5	-	-	-	-	2.5-5	1.0-4	1.0-1	-
Sai'vion Jones	4-2	5.0	-	0.5-3	1.0-8	1.0-8	-	-	0.5-1	-	-	1.0-7	1.0-1	-	1.0-1
Ali Gaye	3-4	5.0	-	-	-	1.5-8	0.5-1	-	-	1.0-1	0.5-1	0.5-6	1.0-6	-	-
Micah Baskerville	4-0	4.0	-	-	-	-	1.0-1	1.0-1	1.0-6	1.0-3	-	-	-	-	0.5-1
Mekhi Wingo	2-4	4.0	-	0.5-3	0.5-0	-	-	-	-	1.5-18	0.5-0	1.0-2	-	-	-
Major Burns	2-2	3.0	2.0-5	-	0.5-1	DNP	DNP	DNP	DNP	DNP	-	-	-	0.5-0	0.5-0
Jaquelin Roy	1-4	3.0	-	0.5-1	0.5-1	0.5-0	-	-	-	-	-	-	-	1.5-3	0.5-1
West Weeks	1-4	3.0	-	0.5-1	0.5-1	2.0-2	-	-	-	-	-	-	-	-	-
Greg Brooks Jr.	2-0	2.0	-	-	-	1.0-3	-	1.0-7	-	-	-	-	-	-	1.0-2
Jay Ward	1-1	1.5	-	-	1.5-3	DNP	-	-	-	-	-	-	-	-	-
Mekhi Garner	1-1	1.5	-	-	-	1.0-4	-	-	0.5-0	-	-	-	-	-	-
Joe Foucha	1-0	1.0	DNP	DNP	DNP	DNP	1.0-4	-	-	-	-	-	-	-	-
Jordan Allen	1-0	1.0	DNP	1.0-6	-	-	DNP	DNP	DNP	DNP	DNP	DNP	DNP	DNP	DNP
Bryce Langston	0-1	0.5	DNP	0.5-0	DNP	-	DNP	DNP	DNP	DNP	DNP	DNP	DNP	DNP	DNP
Sevyn Banks	0-1	0.5	DNP	DNP	DNP	0.5-1	-	DNP	DNP	DNP	DNP	DNP	DNP	DNP	DNP
Lane Blue	0-1	0.5	-	0.5-1	-	-	-	-	-	DNP	DNP	DNP	DNP	DNP	DNP
Mike Jones Jr.	0-1	0.5	-	-	-	0.5-1	-	-	-	-	-	-	-	-	-
Jarrick Bernard-Converse	0-1	0.5	-	-	-	-	-	-	-	-	0.5-1	-	-	DNP	-

LSU'S 20-YARD PLAYS

Play Breakdown

Pass	40
Rush	21
TOTAL	61

By Game

vs. FSU	3
vs. Southern	5
vs. Miss St.....	3
vs. New Mexico.....	5
at Auburn.....	2
vs. UAB.....	4
at Florida.....	6
vs. Ole Miss.....	3
vs. Alabama.....	5
at Arkansas.....	5
vs. UAB.....	7
at Texas A&M.....	2
vs. Georgia.....	11
TOTAL	61

By Quarter

1st	12
2nd	21
3rd	12
4th	15
Overtime	1

Rushing

Jayden Daniels	11
Armoni Goodwin.....	2
Kayshon Boutte	1
Noah Cain.....	1
John Emery Jr.....	2
Josh Williams.....	3

Passing

Jayden Daniels	29
Garrett Nussmeier.....	10

Receiving

Jaray Jenkins	7
Kayshon Boutte.....	8
Brian Thomas Jr.	4
Malik Nabers.....	9
Chris Hilton Jr.....	1
Josh Williams.....	1
John Emery Jr.....	2
Noah Cain.....	1
Kole Taylor.....	1
Mason Taylor.....	2
Jack Bech.....	3
Kyren Lacy.....	1

20 or More Touchdowns

Jaray Jenkins	4
Brian Thomas Jr	3
Armoni Goodwin.....	1
Noah Cain.....	1
John Emery Jr.....	2
Jayden Daniels.....	1
Kayshon Boutte.....	1
Malik Nabers.....	1

20-Plus Yard Plays of 2022

YARDS	TYPE	PLAYER	OPP.	QTR.
60	Pass	Malik Nabers from Garrett Nussmeier for a first down	SOU	2
59	Pass	Malik Nabers from Garrett Nussmeier for a first down	UGA	3
57	Pass	Brian Thomas Jr. from Garrett Nussmeier for a TD*	UNM	4
54	Pass	Jaray Jenkins from Jayden Daniels for a TD*	FLA	2
53	Pass	Kayshon Boutte from Jayden Daniels for a TD*	UGA	1
51	Pass	Chris Hilton Jr. from Jayden Daniels for a first down	UNM	1
49	Rush	Noah Cain for a TD*	UNM	3
47	Rush	Armoni Goodwin for a TD*	MSU	4
47	Pass	Malik Nabers from Jayden Daniels for a first down	UAB	1
47	Rush	Josh Williams for a first down	UGA	3
44	Pass	Brian Thomas Jr. from Jayden Daniels for a TD*	SOU	1
41	Rush	Kayshon Boutte for a first down	SOU	1
40	Pass	Kayshon Boutte from Jayden Daniels for a first down	FLA	1
39	Pass	John Emery Jr. from Jayden Daniels for a first down	AUB	2
38	Rush	Armoni Goodwin for a first down	SOU	1
38	Pass	Mason Taylor from Jayden Daniels for a first down	OLE	2
37	Pass	Malik Nabers from Jayden Daniels for a first down	UAB	2
34	Pass	Jaray Jenkins from Jayden Daniels for a TD*	OLE	2
34	Pass	Malik Nabers from Garrett Nussmeier for a TD*	UGA	3
33	Pass	Jaray Jenkins from Garrett Nussmeier for a TD*	UGA	4
32	Rush	John Emery Jr. for a first down	ARK	2
31	Rush	Jayden Daniels for a first down	ALA	4
31	Rush	Josh Williams for a first down	ARK	3
30	Pass	John Emery Jr. from Jayden Daniels for a TD*	ALA	2
30	Pass	Jaray Jenkins from Garrett Nussmeier for a first down	UGA	4
29	Pass	Jack Bech from Jayden Daniels for a first down	UAB	3
28	Rush	Jayden Daniels for a first down	UAB	2
27	Pass	Malik Nabers from Jayden Daniels for a first down	MSU	4
27	Pass	Mason Taylor from Garrett Nussmeier for a first down	UGA	4
26	Pass	Kole Taylor from Jayden Daniels for a first down	FLA	2
26	Pass	Kayshon Boutte from Jayden Daniels for a first down	ARK	3
25	Rush	Jayden Daniels for a first down	FSU	1
25	Rush	Jayden Daniels for a TD*	ALA	5
25	Pass	Jaray Jenkins from Jayden Daniels for a first down	UAB	1
24	Rush	Jayden Daniels for a first down	FSU	4
24	Pass	Brian Thomas Jr. from Jayden Daniels for a TD*	FLA	2
24	Rush	Jayden Daniels for a first down	A&M	4
23	Rush	Jayden Daniels for a first down	UNM	2
23	Pass	Malik Nabers from Jayden Daniels for a first down	TEN	4
23	Pass	Malik Nabers from Jayden Daniels for a first down	UAB	2
23	Rush	Jayden Daniels for a first down	UAB	2
23	Pass	Jack Bech from Garrett Nussmeier for a first down	UGA	4
22	Pass	Jaray Jenkins from Jayden Daniels for a first down	TEN	2
22	Pass	Jaray Jenkins from Jayden Daniels for a TD*	FSU	4
22	Pass	Malik Nabers from Jayden Daniels for a first down	ALA	4
22	Pass	Kayshon Boutte from Jayden Daniels for a first down	A&M	2
21	Pass	Josh Williams from Jayden Daniels for a first down	UNM	2
21	Pass	Kayshon Boutte from Jayden Daniels for a first down	SOU	1
21	Pass	Kayshon Boutte from Jayden Daniels for a first down	FLA	1
21	Rush	Jayden Daniels for a first down	ALA	3
20	Rush	Armoni Goodwin for a first down	MSU	4
20	Rush	John Emery for a TD*	AUB	3
20	Pass	Brian Thomas Jr. from Jayden Daniels for first down	TEN	2
20	Pass	Noah Cain from Jayden Daniels for a first down	TEN	3
20	Pass	Kayshon Boutte from Jayden Daniels for a first down	OLE	2
20	Rush	Josh Williams for a first down	ARK	1
20	Rush	Jayden Daniels for a first down	ARK	2
20	Pass	Jack Bech from Jayden Daniels for a first down	UGA	2
20	Pass	Kayshon Boutte from Garrett Nussmeier - first down	UGA	3
20	Pass	Kyren Lacy from Garrett Nussmeier for a first down	UGA	4

* - Denotes play resulted in touchdown.

LSU TEAM GAME HIGHS

Rushes	51	at Arkansas (Nov. 12, 2022)
Yards Rushing	266	vs. UAB (Nov. 19, 2022)
Yards Per Rush	6.5	vs. UAB (Nov. 19, 2022)
TD Rushes	5	vs. Southern (Sept. 10, 2022) vs. UAB (Nov. 19, 2022)
Pass attempts	52	vs. Georgia (Dec. 3, 2022)
Pass completions	33	vs. New Mexico (Sept. 24, 2022)
Yards Passing	502	vs. Georgia (Dec. 3, 2022)
Yards Per Pass	10.9	at Florida (Oct. 15, 2022)
TD Passes	3	vs. Southern (Sept. 10, 2022) at Florida (Oct. 15, 2022) vs. Georgia (Dec. 3, 2022)
Total Plays	80	vs. New Mexico (Sept. 24, 2022)
Total Offense	633	vs. New Mexico (Sept. 24, 2022)
Yards Per Play	7.9	vs. New Mexico (Sept. 24, 2022)
Points	65	vs. Southern (Sept. 10, 2022)
Sacks By	5	at Arkansas (Nov. 12, 2022)
First Downs	35	vs. Ole Miss (Oct. 22, 2022)
Penalties	10	at Auburn (Oct. 1, 2022)
Penalty Yards	94	at Auburn (Oct. 1, 2022)
Turnovers	3	vs. Georgia (Dec. 3, 2022)
Interceptions By	2	at Auburn (Oct. 1, 2022)
Punts	9	at Auburn (Oct. 1, 2022)
Punting Avg	54.0	vs. Tennessee (Oct. 8, 2022)
Long Punt	66	vs. Tennessee (Oct. 8, 2022)
Punts inside 20	4	at Auburn (Oct. 1, 2022)
Long Punt Return	20	vs. New Mexico (Sept. 24, 2022)

LSU INDIVIDUAL GAME HIGHS

Rushes	23	Jayden Daniels vs. Ole Miss (Oct. 22, 2022)
Yards Rushing	121	Jayden Daniels vs. Ole Miss (Oct. 22, 2022)
TD Rushes	3	Jayden Daniels at Florida (Oct. 15, 2022) Jayden Daniels vs. Ole Miss (Oct. 22, 2022) Noah Cain vs. UAB (Nov. 19, 2022) John Emery Jr. at Texas A&M (Nov. 26, 2022)
Long Rush	50	Josh Williams at Florida (Oct. 15, 2022)
Pass attempts	45	Jayden Daniels vs. Tennessee (Oct. 8, 2022)
Pass completions	32	Jayden Daniels vs. Tennessee (Oct. 8, 2022)
Yards Passing	349	Jayden Daniels at Florida (Oct. 15, 2022)
TD Passes	3	Jayden Daniels vs. Southern (Sept. 10, 2022) Jayden Daniels at Florida (Oct. 15, 2022)
Long Pass	60	Garrett Nussmeier vs. Southern (Sept. 10, 2022)
Receptions	7	Kayshon Boutte vs. Alabama (Nov. 5, 2022) Malik Nabers vs. UAB (Nov. 19, 2022) Malik Nabers at Texas A&M (Nov. 26, 2022)
Yards Receiving	129	Malik Nabers vs. UAB (Nov. 19, 2022)
TD Receptions	2	Jaray Jenkins vs. FSU (Sept. 4, 2022)
Long Reception	60	Malik Nabers vs. Southern (Sept. 10, 2022)
Field Goals	2	Damian Ramos vs. FSU (Sept. 4, 2022)
Long Field Goal	36	Damian Ramos vs. FSU (Sept. 4, 2022)
Punts	9	Jay Bramblett at Auburn (Oct. 1, 2022)
Punting Avg	54.0	Jay Bramblett vs. Tennessee (Oct. 8, 2022)
Long Punt	66	Jay Bramblett vs. Tennessee (Oct. 18, 2022)
Punts inside 20	4	Jay Bramblett at Auburn (Oct. 1, 2022)
Long Punt Return	20	Greg Clayton Jr. vs. New Mexico (Sept. 24, 2022)
Long Kickoff Return	33	Noah Cain vs. Ole Miss (Oct. 22, 2022)
Tackles	15	Micah Baskerville vs. Tennessee (Oct. 8, 2022)
Sacks	3	Harold Perkins Jr. at Arkansas (Nov. 12, 2022)
Tackles For Loss	3	Harold Perkins Jr. at Arkansas (Nov. 12, 2022)
Interceptions	1	Micah Baskerville vs. Southern (Sept. 10, 2022) Jay Ward vs. Mississippi St. (Sept. 17, 2022) Harold Perkins Jr. at Auburn (Oct. 1, 2022) Greg Brooks Jr. at Auburn (Oct. 1, 2022) Joe Foucha vs. Ole Miss (Oct. 22, 2022) Jarrick Bernard-Converse vs. Alabama (Nov. 5, 2022)

OPPONENT TEAM GAME HIGHS

Rushes	50	at Texas A&M (Nov. 26, 2022)
Yards Rushing	274	at Texas A&M (Nov. 26, 2022)
Yards Per Rush	6.4	at Florida (Oct. 15, 2022)
TD Rushes	4	at Florida (Oct. 15, 2022)
Pass attempts	51	vs. Alabama (Nov. 5, 2022)
Pass completions	25	vs. Alabama (Nov. 5, 2022)
Yards Passing	337	at Auburn (Oct. 1, 2022)
Yards Per Pass	17.7	at Auburn (Oct. 1, 2022)
TD Passes	4	vs. Georgia (Dec. 3, 2022)
Total Plays	81	vs. Alabama (Nov. 5, 2022)
Total Offense	529	vs. Georgia (Dec. 3, 2022)
Yards Per Play	7.2	vs. Georgia (Dec. 3, 2022)
Points	50	vs. Georgia (Dec. 3, 2022)
Sacks By	7	at Arkansas (Nov. 12, 2022)
First Downs	27	vs. Tennessee (Oct. 8, 2022) vs. Georgia (Dec. 3, 2022)
Penalties	12	vs. Tennessee (Oct. 8, 2022)
Penalty Yards	111	vs. Ole Miss (Oct. 22, 2022)
Turnovers	4	at Auburn (Oct. 1, 2022)
Interceptions By	2	vs. Southern (Sept. 10, 2022) at Auburn (Oct. 1, 2022) vs. Georgia (Dec. 3, 2022)
Punts	9	vs. New Mexico (Sept. 24, 2022)
Punting Avg	56.0	at Florida (Oct. 15, 2022)
Long Punt	65	vs. Ole Miss (Oct. 22, 2022)
Punts inside 20	4	vs. Mississippi St. (Sept. 17, 2022)
Long Punt Return	58	vs. Tennessee (Oct. 8, 2022)

OPPONENT INDIVIDUAL GAME HIGHS

Rushes	38	Devon Achane at Texas A&M (Nov. 26, 2022)
Yards Rushing	215	Devon Achane at Texas A&M (Nov. 26, 2022)
TD Rushes	2	Jabari Small vs. Tennessee (Oct. 8, 2022) Montrell Johnson Jr. at Florida (Oct. 15, 2022) Quinshon Judkins vs. Ole Miss (Oct. 22, 2022) Roydell Williams vs. Alabama (Nov. 5, 2022) Devon Achane at Texas A&M (Nov. 26, 2022) Kenny McIntosh vs. Georgia (Dec. 3, 2022)
Long Rush	81	Anthony Richardson at Florida (Oct. 15, 2022)
Pass attempts	51	Bryce Young vs. Alabama (Nov. 5, 2022)
Pass completions	25	Bryce Young vs. Alabama (Nov. 5, 2022)
Yards Passing	337	Robby Ashford at Auburn (Oct. 1, 2022)
TD Passes	4	Stetson Bennett vs. Georgia (Dec. 3, 2022)
Long Pass	65	Bryce Young vs. Alabama (Nov. 5, 2022)
Receptions	10	Ontaria Wilson vs. FSU (Sept. 4, 2022)
Yards Receiving	145	Malik Heath vs. Ole Miss (Oct. 22, 2022)
TD Receptions	2	Ontaria Wilson vs. FSU (Sept. 4, 2022) Jalin Hyatt vs. Tennessee (Oct. 8, 2022)
Long Reception	65	Jase McClellan vs. Alabama (Nov. 5, 2022)
Field Goals	5	Chase McGrath vs. Tennessee (Oct. 8, 2022)
Long Field Goal	48	Jonathan Cruz vs. Ole Miss (Oct. 22, 2022)
Punts	9	Aaron Rodriguez vs. New Mexico (Sept. 24, 2022)
Punting Avg	56.0	Jeremy Crawshaw at Florida (Oct. 15, 2022)
Long Punt	65	Fraser Masin vs. Ole Miss (Oct. 22, 2022)
Punts inside 20	3	Brett Thorson vs. Georgia (Dec. 3, 2022)
Long Punt Return	58	Dee Williams vs. Tennessee (Oct. 8, 2022)
Long Kickoff Return	66	Jermaine Brown Jr. vs. UAB (Nov. 19, 2022)
Tackles	12	Demarcco Hellams vs. Alabama (Nov. 5, 2022) Drew Sanders at Arkansas (Nov. 12, 2022) Jaylen Key vs. UAB (Nov. 19, 2022)
Sacks	2.5	Byron Young vs. Tennessee (Oct. 8, 2022)
Tackles For Loss	2.5	Jared Verse vs. FSU (Sept. 4, 2022) Byron Young vs. Tennessee (Oct. 8, 2022) Jaylen Moody vs. Alabama (Nov. 5, 2022)
Interceptions	1	Benny McCray vs. Southern (Sept. 10, 2022) Corione Harris vs. Southern (Sept. 10, 2022) Trevon Flowers vs. Tennessee (Oct. 8, 2022) Latavious Brini at Arkansas (Nov. 12, 2022) Smael Mondon Jr. vs. Georgia (Dec. 3, 2022) Christopher Smith vs. Georgia (Dec. 3, 2022)

DRIVE SUPERLATIVES

Longest Drive		LSU	Opponents
No. of Plays	15 vs. FSU (9/4/2022) results in a TD	15 vs. New Mexico (9/24/2022) results in a TD	15 vs. Alabama (11/5/2022) results in FG
By No. of Yards	99 vs. FSU (9/4/2022) results in a TD	1 vs. Alabama (11/5/2022) results in TD	15 at Texas A&M (11/26/2022) results in TD
By Time of Possession	7:19 vs. Georgia (12/3/2022) results in FGA	1 at Arkansas (11/12/2022) results in End of Half	99 at Auburn (10/1/2022) results in TD
		1 vs. UAB (11/19/2022) results in End of Game	8:47 vs. Tennessee (10/8/2022) results in FG
Shortest Drive		LSU	Opponents
By No. of Plays	1 vs. Mississippi St. (9/17/2022) results in End of Half	1 vs. Alabama (11/5/2022) results in End of Regulation	1 vs. Southern (9/10/2022) results in INT
		1 vs. Alabama (11/5/2022) results in TD	1 vs. New Mexico (9/24/2022) results in End of Half
		1 at Arkansas (11/12/2022) results in End of Half	1 at Auburn (10/1/2022) results in Fumble
		1 vs. UAB (11/19/2022) results in End of Game	1 at Auburn (10/1/2022) results Half
			1 vs. Tennessee (10/8/2022) results in TD
			1 vs Tennessee (10/8/2022) results in End of Half
			1 at Texas A&M (11/26/2022) results in Half
			1 vs. Georgia (12/3/2022) results in TD
By No. of Yards	-9 at Auburn (10/1/2022) results in Punt		-12 vs. UAB (11/19/2022) results in Punt
By Time of Possession	0:12 vs. Georgia (12/3/2022) results in INT		0:07 vs. Tennessee (10/8/2022) results in TD

SCORING DRIVE BREAKDOWN

Yardage	LSU		Opponent	
	TD	FG	TD	FG
No. Drive	-	-	-	-
Neg. Yards	-	-	-	-
0-9	1	-	-	1
10-19	-	1	1	-
20-29	3	-	3	-
30-39	1	-	1	2
40-49	2	2	2	4
50-59	7	2	3	3
60-69	4	4	2	3
70-79	23	1	13	-
80-89	11	-	4	1
90-99	2	-	5	-
TOTALS	48	9	32	15

THREE AND OUTS

	LSU		Opponent	
	THREE AND OUTS/DRIVES	THREE AND OUTS/DRIVES	THREE AND OUTS/DRIVES	THREE AND OUTS/DRIVES
vs. FSU	2/8	1/9		
vs. Southern	2/13	3/13		
vs. Mississippi St.	3/15	2/13		
vs. New Mexico	0/10	7/10		
at Auburn	2/13	3/13		
vs. Tennessee	2/10	0/12		
at Florida	0/9	2/10		
vs. Ole Miss	0/10	2/11		
vs. Alabama	0/12	4/12		
at Arkansas	2/14	3/13		
vs. UAB	0/11	6/11		
at Texas A&M	1/10	3/10		
vs. Georgia	3/14	4/13		
TOTALS	17/149	40/150		

GAME OPENING DRIVES

	LSU			Opponent		
	PTS	1STS	YDS	PTS	1STS	YDS
vs. FSU	3	2	46	0	3	46
vs. Southern	7	1	21	0	0	5
vs. Mississippi St.	0	2	26	6	4	87
vs. New Mexico	7	4	57	0	0	9
at Auburn	0	0	0	7	2	69
vs. Tennessee	0	0	7	7	3	27
at Florida	7	4	75	7	1	52
vs. Ole Miss	3	5	69	7	2	70
vs. Alabama	0	1	16	0	4	76
at Arkansas	0	3	36	0	0	5
vs. UAB	7	3	79	7	2	30
at Texas A&M	0	1	25	7	7	90
vs. Georgia	0	1	21	0	0	6
TOTALS	34	27	476	48	28	572

SECOND-HALF OPENING DRIVES

	LSU			Opponent		
	PTS	1STS	YDS	PTS	1STS	YDS
vs. FSU	0	0	3	3	5	68
vs. Southern	0	0	-4	0	0	20
vs. Mississippi St.	0	1	19	3	3	69
vs. New Mexico	0	2	37	0	0	8
at Auburn	0	0	-2	0	0	7
vs. Tennessee	0	1	5	7	5	76
at Florida	7	2	75	0	3	63
vs. Ole Miss	0	1	16	0	0	0
vs. Alabama	7	4	75	3	4	55
at Arkansas	0	0	3	0	2	15
vs. UAB	0	1	1	0	0	0
at Texas A&M	7	4	71	0	0	1
vs. Georgia	0	1	1	0	3	37
TOTALS	21	16	299	16	22	419

LSU DRIVE CHARTS

FSU QTR	TIME	START	PL-YDS	TOP	RESULT
1	15:00	LSU 35	8-46	3:19	FG
1	7:15	LSU 29	3-0	2:16	Punt
2	13:00	LSU 35	13-52	7:17	FGA
2	1:10	LSU 8	4-21	1:10	Half
3	8:19	LSU 23	3-3	1:16	Punt
3	4:12	LSU 18	11-82	4:04	TD
4	9:04	LSU 25	15-75	4:57	TD
4	1:20	LSU 1	11-99	1:20	TD

SOUTHERN

QTR	TIME	START	PL-YDS	TOP	RESULT
1	14:54	SOU 21	3-21	1:29	TD
1	12:59	LSU 38	4-62	1:13	TD
1	10:08	LSU 29	5-71	2:52	TD
1	5:43	SOU 24	4-24	0:59	TD
1	1:24	LSU 35	5-65	2:04	TD
2	12:56	LSU 25	3-6	1:26	Punt
2	6:32	LSU 26	3- -2	0:54	INT
2	2:34	LSU 20	6-80	1:28	TD
3	15:00	LSU 25	3- -4	1:39	Punt
3	12:08	LSU 41	8-59	3:26	TD
3	7:42	SOU 41	8-35	3:57	INT
3	3:45	LSU 25	10-75	4:44	TD
4	8:15	LSU 25	8-46	4:50	Downs

MISS ST.

QTR	TIME	START	PL-YDS	TOP	RESULT
1	15:00	LSU 25	7-26	2:35	Punt
1	7:22	LSU 20	3-5	2:19	Punt
1	3:04	LSU 41	3-4	2:02	Punt
2	14:53	MSU 29	2-0	0:37	Fumble
2	11:37	LSU 3	3-8	1:26	Punt
2	6:01	LSU 11	5-14	2:53	Punt
2	2:14	LSU 25	7-75	1:28	TD
2	0:18	LSU 11	1- -1	0:18	Half
3	13:29	LSU 13	9-69	2:33	FG
3	6:31	LSU 25	6-25	2:46	Downs
3	2:17	LSU 42	4-13	1:44	Punt
3	0:33	MSU 9	3-9	1:22	TD
4	12:54	LSU 15	14-85	6:01	TD
4	6:18	LSU 41	4-59	1:28	TD
4	3:02	LSU 25	5-22	3:02	Half

NEW MEXICO

QTR	TIME	START	PL-YDS	TOP	RESULT
1	12:41	LSU 43	8-57	2:49	TD
1	5:34	LSU 15	7-71	3:11	FG
2	15:00	LSU 20	12-59	5:48	FGA
2	6:07	LSU 12	15-88	5:44	TD
3	14:52	LSU 26	7-37	2:12	Downs
3	11:11	LSU 20	11-80	5:44	TD
3	3:11	LSU 26	4-74	1:26	TD
4	14:47	LSU 27	4-73	1:33	TD
4	10:57	LSU 10	11-62	6:13	Fumble
4	2:22	LSU 40	3-16	2:22	Half

AUBURN

QTR	TIME	START	PL-YDS	TOP	RESULT
1	12:57	LSU 25	3-0	0:52	Punt
1	10:30	LSU 15	10-39	3:57	Punt
1	4:12	LSU 26	4-8	2:12	Punt
2	13:58	LSU 26	4- -9	1:48	Punt
2	9:31	LSU 15	7-14	2:46	Punt
2	1:56	LSU 23	11-77	1:41	TD
3	15:00	LSU 25	3- -2	1:21	Punt
3	12:27	LSU 10	7-42	2:57	Punt
3	7:06	LSU 37	7-63	3:34	TD
4	12:03	LSU 5	5-8	2:13	Punt
4	8:11	LSU 15	6-12	2:40	Punt
4	5:31	AUB 35	2-3	0:35	Fumble
4	2:18	AUB 45	6-5	2:18	Half

OPPONENT DRIVE CHARTS

FSU QTR	TIME	START	PL-YDS	TOP	RESULT
1	11:41	FSU 25	9-46	4:26	FGA
1	4:59	FSU 15	14-85	6:59	TD
2	5:43	FSU 20	6-17	2:28	Punt
2	3:15	LSU 16	4-8	2:05	Downs
3	14:55	FSU 25	14-68	6:26	FG
3	7:03	FSU 43	8-57	2:46	TD
3	0:03	FSU 21	12-79	5:59	TD
4	4:07	FSU 40	3-5	1:52	Punt
4	2:15	LSU 8	3-7	0:55	Fumble

SOUTHERN

QTR	TIME	START	PL-YDS	TOP	RESULT
1	13:25	SOU 25	3-5	0:26	Punt
1	11:38	SOU 16	3-6	1:30	Punt
1	7:16	SOU 25	1-0	0:09	INT
1	7:07	SOU 25	3-4	1:24	Fumble
1	4:44	SOU 25	5-9	3:13	Punt
2	14:10	SOU 32	3-4	1:14	Punt
2	11:30	SOU 22	11-52	4:58	FGA
2	5:38	LSU 38	6-25	3:04	FGA
2	1:06	SOU 25	3-12	1:06	Half
3	13:21	SOU 39	3-20	1:13	Fumble
3	8:30	SOU 34	2-7	0:48	Fumble
4	13:50	SOU 21	11-79	5:35	TD
4	3:25	SOU 29	8-59	3:25	FG

MISS ST.

QTR	TIME	START	PL-YDS	TOP	RESULT
1	12:25	MSU 13	9-87	4:55	TD
1	5:03	LSU 49	4-8	1:59	Downs
1	1:02	MSU 20	4-9	1:09	Downs
2	14:16	MSU 29	6-20	2:39	Punt
2	10:11	MSU 41	6- -2	4:10	Punt
2	3:08	LSU 48	3-48	0:54	TD
2	0:46	MSU 25	4-24	0:28	Punt
3	15:00	MSU 25	4-19	1:31	Punt
3	10:50	MSU 38	10-34	4:19	FG
3	3:45	LSU 50	4-8	1:28	Downs
4	14:11	MSU 25	3-6	1:17	Punt
4	6:40	MSU 17	3-0	0:22	Punt
4	4:50	MSU 35	5-38	1:48	INT

NEW MEXICO

QTR	TIME	START	PL-YDS	TOP	RESULT
1	14:53	UNM 23	3-9	2:12	Punt
1	9:46	UNM 17	6-19	4:12	Punt
1	2:23	UNM 25	3-2	2:23	Punt
2	9:12	UNM 21	5-41	3:05	Punt
2	0:16	UNM 21	1-5	0:16	Half
3	12:40	UNM 37	3-8	1:29	Punt
3	5:27	UNM 35	3- -8	2:16	Punt
3	1:45	UNM 25	3- -4	1:58	Punt
4	13:14	UNM 25	3-7	2:17	Punt
4	4:44	UNM 28	3-4	2:22	Punt

AUBURN

QTR	TIME	START	PL-YDS	TOP	RESULT
1	14:53	AUB 31	6-69	1:56	TD
1	12:05	AUB 29	3-6	1:35	Punt
1	6:33	AUB 13	6-17	2:21	Punt
1	2:00	AUB 1	6-99	2:56	TD
2	12:10	AUB 40	7-48	2:32	FG
2	6:45	AUB 29	1- -6	0:12	Fumble
2	6:25	AUB 25	10-52	4:29	FGA
2	0:09	AUB 30	1- -2	0:09	Half
3	13:39	AUB 33	3-7	1:12	Punt
3	9:30	AUB 19	8-44	2:24	Downs
3	3:32	AUB 25	13-65	6:29	INT
4	9:50	AUB 47	3- -3	1:39	Punt
4	4:56	AUB 32	5-32	2:38	INT

LSU DRIVE CHARTS

TENNESSEE

QTR	TIME	START	PL-YDS	TOP	RESULT
1	13:46	LSU 25	3-7	1:15	Punt
1	11:04	LSU 16	11-73	5:16	Downs
1	2:26	LSU 25	7-20	2:40	Downs
2	14:39	LSU 30	6-28	2:24	Punt
2	8:19	LSU 4	12-96	5:14	TD
2	0:57	LSU 33	5-14	0:34	Downs
3	11:47	LSU 25	4-5	1:53	Punt
3	7:37	LSU 28	3-8	2:05	Punt
3	2:13	LSU 25	13-75	5:41	TD
4	2:39	LSU 25	9-72	2:30	INT

FLORIDA

QTR	TIME	START	PL-YDS	TOP	RESULT
1	14:01	LSU 25	12-75	6:15	TD
1	1:50	LSU 27	12-73	4:55	TD
2	8:13	LSU 25	7-75	2:18	TD
2	4:19	LSU 17	5-83	1:55	TD
3	15:00	LSU 25	4-75	1:43	TD
3	6:58	LSU 12	13-88	5:51	TD
4	14:46	LSU 25	4-15	1:49	Punt
4	7:39	LSU 25	12-46	5:47	FG
4	1:04	FLA 27	2- -2	1:04	Half

OLE MISS

QTR	TIME	START	PL-YDS	TOP	RESULT
1	13:23	LSU 25	12-69	4:39	FG
1	5:55	LSU 34	7-41	3:01	FGA
2	14:57	LSU 25	5-75	2:46	TD
2	11:22	LSU 22	7-78	3:02	TD
2	4:08	LSU 25	7-24	3:09	Punt
3	15:00	LSU 25	5-16	1:46	Punt
3	12:23	LSU 25	10-50	3:58	TD
3	4:03	LSU 50	10-80	4:45	TD
4	12:12	LSU 20	7-80	3:36	TD
4	7:36	OLE 38	8-38	5:31	TD

ALABAMA

QTR	TIME	START	PL-YDS	TOP	RESULT
1	14:54	LSU 29	6-16	3:05	Punt
1	7:37	LSU 20	7-36	3:30	Punt
1	2:57	LSU 23	4-11	1:28	Punt
1	1:02	LSU 38	6-13	2:58	Punt
2	11:43	ALA 49	4-49	1:57	TD
2	5:49	LSU 24	4-30	2:28	Punt
3	8:11	LSU 25	11-75	4:41	TD
3	2:38	LSU 20	5-15	2:37	Punt
4	12:31	LSU 17	11-69	5:39	FG
4	4:44	LSU 25	7-75	2:57	TD
4	0:21	LSU 25	1- -1	0:21	Half
OT1	0:00	ALA 25	1-25	0:00	TD

ARKANSAS

QTR	TIME	START	PL-YDS	TOP	RESULT
1	15:00	LSU 25	8-36	3:31	INT
1	10:01	LSU 20	3- -2	1:49	Punt
1	4:43	LSU 10	2-2	0:34	Fumble
1	2:16	LSU 3	6-7	4:06	Punt
2	11:24	ARK 37	5-17	1:56	FG
2	7:03	LSU 28	11-61	5:12	FG
2	0:25	LSU 20	1- -3	0:25	Half
3	11:13	LSU 12	3-3	1:32	Punt
3	7:16	ARK 40	5-40	1:51	TD
3	4:19	LSU 29	4-29	1:33	Punt
4	13:17	LSU 25	5-3	3:37	Punt
4	8:57	LSU 17	7-40	2:49	Downs
4	4:00	LSU 12	6-19	2:25	Punt
4	1:19	ARK 44	2- -2	1:19	Half

OPPONENT DRIVE CHARTS

TENNESSEE

QTR	TIME	START	PL-YDS	TOP	RESULT
1	14:59	LSU 27	5-27	1:13	TD
1	12:31	LSU 26	4-8	1:23	FG
1	5:48	TEN 11	11-68	3:22	FG
2	14:46	LSU 45	1-45	0:07	TD
2	12:15	TEN 20	11-42	3:56	Punt
2	2:59	TEN 27	9-40	2:02	FGA
2	0:23	LSU 47	5-32	0:23	FG
3	14:54	TEN 24	8-76	3:07	TD
3	9:54	TEN 4	6-19	2:17	Punt
3	5:32	TEN 8	8-92	3:19	TD
4	11:26	TEN 5	13-81	8:47	FG
4	0:09	TEN 20	1- -1	0:09	Half

FLORIDA

QTR	TIME	START	PL-YDS	TOP	RESULT
1	14:52	FLA 48	2-52	0:51	TD
1	7:46	FLA 25	10-75	5:46	TD
2	11:55	FLA 25	3-4	2:18	Punt
2	9:37	LSU 13	5-13	1:24	TD
2	5:55	FLA 25	3- -2	1:36	Punt
2	2:17	FLA 27	5-29	2:17	Downs
3	13:17	FLA 25	11-63	6:19	Downs
3	1:07	FLA 25	2-75	1:21	TD
4	12:57	FLA 20	11-80	5:18	TD
4	1:45	FLA 26	7-1	0:41	Downs

OLE MISS

QTR	TIME	START	PL-YDS	TOP	RESULT
1	15:00	OLE 30	5-70	1:37	TD
1	8:44	OLE 25	10-75	2:43	TD
1	2:54	OLE 25	9-61	2:57	FG
2	12:11	OLE 25	3-9	0:49	Punt
2	8:20	OLE 25	11-45	4:12	FG
2	0:59	OLE 12	2-13	0:59	Half
3	13:14	OLE 23	3-0	0:51	Punt
3	8:25	OLE 25	13-66	4:22	INT
4	14:12	OLE 15	7-20	2:00	Punt
4	8:31	OLE 22	5-16	0:55	Downs
4	2:05	OLE 25	6-35	2:05	Half

ALABAMA

QTR	TIME	START	PL-YDS	TOP	RESULT
1	11:49	ALA 20	8-76	4:12	INT
1	4:07	ALA 10	3-9	1:10	Punt
1	1:29	ALA 11	3- -5	0:27	Punt
2	13:04	ALA 10	3- -2	1:21	Punt
2	9:46	ALA 25	7-63	3:50	FG
2	3:21	ALA 19	12-63	3:21	FG
3	15:00	ALA 25	15-55	6:49	FG
3	3:30	ALA 25	3-11	0:52	Punt
3	0:01	ALA 24	8-76	2:24	TD
4	6:52	ALA 35	6-65	2:08	TD
4	1:47	ALA 25	10-47	1:26	FG
OT1	0:00	LSU 25	7-25	0:00	TD

ARKANSAS

QTR	TIME	START	PL-YDS	TOP	RESULT
1	11:29	ARK 43	3-5	1:28	Punt
1	8:12	ARK 44	10-46	3:24	FG
1	4:09	LSU 10	4-7	1:53	Downs
2	13:10	ARK 40	4- -3	1:46	Fumble
2	9:28	ARK 35	5-8	2:25	Punt
2	1:51	ARK 25	6-23	1:26	Punt
3	15:00	ARK 25	7-15	3:47	Punt
3	9:41	ARK 33	7-7	2:25	Downs
3	5:25	ARK 25	3-7	1:06	Punt
3	2:46	ARK 6	10-94	4:29	TD
4	9:40	ARK 36	3-1	0:43	Punt
4	6:08	ARK 43	4-14	2:08	Punt
4	1:35	ARK 24	3-20	0:16	Fumble

LSU DRIVE CHARTS

UAB					
QTR	TIME	START	PL-YDS	TOP	RESULT
1	14:55	LSU 21	9-79	4:11	TD
1	9:19	LSU 25	8-75	3:20	TD
2	14:57	LSU 25	6-67	2:28	Fumble
2	10:36	LSU 21	12-79	5:16	TD
2	1:14	LSU 45	4-55	0:34	TD
3	14:39	LSU 40	6-1	3:55	Punt
3	9:36	LSU 43	6-57	2:46	TD
3	0:56	LSU 24	3-51	1:05	Fumble
4	13:20	LSU 14	9-86	3:34	TD
4	8:38	LSU 34	8-30	5:05	Downs
4	0:50	LSU 15	1-5	0:50	Half

TEXAS A&M

QTR	TIME	START	PL-YDS	TOP	RESULT
1	15:00	LSU 25	5-25	2:29	Punt
1	4:54	LSU 25	12-75	5:54	TD
2	9:23	LSU 25	10-59	3:45	FG
2	1:10	LSU 25	6-26	1:02	Punt
3	14:14	LSU 29	9-71	4:34	TD
3	8:19	LSU 26	3-1	1:16	Fumble
3	7:03	LSU 25	9-28	4:06	Punt
4	14:54	LSU 25	3- -7	2:25	Punt
4	7:46	LSU 25	6-75	1:25	TD
4	4:00	LSU 35	6-38	1:23	Downs

GEORGIA

QTR	TIME	START	PL-YDS	TOP	RESULT
1	15:00	LSU 25	6-21	2:27	Punt
1	10:52	LSU 17	14-69	7:19	FGA
1	3:33	LSU 25	3-75	1:12	TD
1	0:03	LSU 25	2- -2	0:12	INT
2	14:43	LSU 25	3-8	1:11	Punt
2	8:21	LSU 25	3-0	0:27	Punt
2	2:48	LSU 25	3- -6	0:50	Punt
2	0:32	LSU 25	7-51	0:32	FG
3	11:24	LSU 43	3-57	0:51	TD
3	9:27	LSU 27	5-68	1:28	Downs
3	3:32	LSU 35	4-65	1:46	TD
4	13:13	LSU 25	7-46	2:30	INT
4	9:07	LSU 17	7-83	1:55	TD
4	4:43	LSU 10	7-28	1:22	Fumble

OPPONENT DRIVE CHARTS

UAB					
QTR	TIME	START	PL-YDS	TOP	RESULT
1	10:31	LSU 30	3-30	1:12	TD
1	5:59	UAB 25	11-63	6:02	FG
2	12:29	UAB 8	3-6	1:53	Punt
2	5:12	UAB 27	6-28	3:58	Downs
2	0:40	UAB 25	3-3	0:40	Punt
3	15:00	UAB 25	3-0	0:21	Punt
3	10:44	UAB 15	3-4	1:08	Punt
3	6:50	UAB 25	14-51	5:54	Downs
4	14:51	UAB 28	3-5	1:31	Punt
4	9:46	UAB 25	3- -12	1:08	Punt
4	3:33	UAB 36	6-49	2:43	Downs

TEXAS A&M

QTR	TIME	START	PL-YDS	TOP	RESULT
1	12:31	A&M 10	15-90	7:37	TD
2	14:00	A&M 35	12-58	4:37	FG
2	5:33	A&M 28	9-72	4:23	TD
2	0:08	A&M 20	1- -1	0:08	Half
3	15:00	A&M 25	3-1	0:46	Punt
3	9:40	A&M 25	3-6	1:21	Punt
3	2:57	A&M 17	8-83	3:03	TD
4	12:29	A&M 23	8-77	4:43	TD
4	6:21	A&M 25	3-4	2:21	Punt
4	2:37	A&M 27	7-39	2:37	Half

GEORGIA

QTR	TIME	START	PL-YDS	TOP	RESULT
1	12:33	UGA 21	3-6	1:41	Punt
1	2:21	UGA 25	7-75	2:18	TD
2	14:51	LSU 22	1-22	0:08	TD
2	13:32	UGA 17	9-58	5:11	FGA
2	7:54	UGA 24	13-76	5:06	TD
2	1:58	UGA 42	5-58	1:26	TD
3	14:55	UGA 20	7-37	3:31	Fumble
3	10:33	UGA 25	3-8	1:06	Punt
3	7:59	UGA 5	8-95	4:27	TD
3	1:46	UGA 25	7-75	3:33	TD
4	10:43	UGA 20	3-8	1:36	Punt
4	7:12	UGA 25	3-9	2:29	Punt
4	3:21	LSU 38	5-7	3:21	Half

TURNOVERS

Opponent	Forced by LSU					Forced By Opponent			
	Fum	Int	Tot	Pts Off	Margin	Fum	Int	Tot	Pts Off
vs. FSU	1	0	1	6	-1	2	0	2	0
vs. Southern	3	1	4	14	+2	0	2	2	7
vs. Mississippi St.	0	1	1	0	0	1	0	1	0
vs. New Mexico	0	0	0	0	-1	1	0	1	0
at Auburn	2	2	4	7	+3	1	0	1	0
vs. Tennessee	0	0	0	0	-2	1	1	2	7
at Florida	0	0	0	0	-1	1	0	1	7
vs. Ole Miss	0	1	1	7	+1	0	0	0	0
vs. Alabama	0	1	1	0	+1	0	0	0	0
at Arkansas	2	0	2	3	0	1	1	2	0
vs. UAB	0	0	0	0	-2	2	0	0	0
at Texas A&M	0	0	0	0	-1	1	0	1	7
vs. Georgia	1	0	1	7	-2	1	3	3	7
TOTALS	9	6	15	44	-3	9	7	14	35

LSU BIG PLAYS

Opponent	Rushing				Passing				Special Teams	
	10-19	20-29	30-39	40+	20-29	30-39	40-49	50+	Block	Ret. TD
vs. FSU	3	2	-	-	2	-	-	-	-	-
vs. Southern	6	-	1	1	1	-	1	1	1	-
vs. Mississippi St.	4	1	-	1	1	-	-	-	-	-
vs. New Mexico	3	1	-	1	1	-	-	2	-	-
at Auburn	7	1	-	-	-	1	-	-	-	-
vs. Tennessee	4	-	-	-	4	-	-	-	-	-
at Florida	4	-	-	1	3	-	1	1	-	-
vs. Ole Miss	8	-	-	-	1	2	-	-	-	-
vs. Alabama	2	1	1	-	2	1	-	-	-	-
at Arkansas	2	2	2	-	1	-	-	-	-	-
vs. UAB	8	2	-	-	3	1	1	-	-	-
at Texas A&M	6	1	-	-	1	-	-	-	-	-
vs. Georgia	-	-	-	1	5	3	-	2	-	-
TOTALS	57	11	4	5	25	8	3	6	1	0

OPPONENT BIG PLAYS

Opponent	Rushing				Passing				Special Teams	
	10-19	20-29	30-39	40+	20-29	30-39	40-49	50+	Block	Ret. TD
vs. FSU	1	1	-	-	4	1	-	-	2	-
vs. Southern	8	1	-	-	1	-	-	-	-	-
vs. Mississippi St.	-	-	2	-	2	-	-	-	-	-
vs. New Mexico	1	-	-	-	-	1	-	-	-	-
at Auburn	1	2	-	-	3	2	-	2	-	-
vs. Tennessee	3	2	-	1	1	1	2	-	-	-
at Florida	1	-	1	1	2	-	-	1	-	-
vs. Ole Miss	2	-	-	-	4	2	-	-	-	-
vs. Alabama	4	-	1	-	1	-	1	1	-	-
at Arkansas	6	-	-	-	1	-	1	-	-	-
vs. UAB	-	-	-	-	3	1	-	-	-	-
at Texas A&M	7	3	-	-	1	2	-	-	-	-
vs. UAB	3	2	-	1	3	1	-	-	1	1 (Blocked FG return)
TOTALS	37	11	4	3	24	11	4	4	3	1

Games against Ranked Teams

Beat a top 25 team

#6 Alabama, 32-31, in Baton Rouge (11/05/22)

Beat a top 10 team

#6 Alabama, 32-31, in Baton Rouge (11/05/22)

Beat a top 5 team

#3 Clemson, 42-25, in CFP National Championship (01/13/20)

Beat an FBS No. 1 team (AP or Coaches Poll)

#1 Ohio State, 38-24 (01/07/08 - BCS Championship Game)

Beat an FBS No. 1 team (AP or Coaches Poll) at home

#1 Florida, 28-21 (10/11/97)

Beat a ranked opponent at home

#6 Alabama, 32-31, in Baton Rouge (11/05/22)

Beat a ranked opponent on the road

#6 Florida, 37-34, in Gainesville (12/12/20)

Beat a ranked opponent at a neutral site

#3 Clemson, 42-25, in CFP National Championship (01/13/20)

Beat back-to-back ranked opponents

#7 Ole Miss, 45-20, in Baton Rouge (10/22/22) & #6 Alabama, 32-31, in Baton Rouge (11/05/22)

Beat a ranked team in three straight games

12/07/19 - 01/13/20 #4 Georgia (SEC CG), #4 Oklahoma (Chick-fil-A Peach Bowl), #3 Clemson (CFP National Championship)

Beat a ranked team in four straight games

11/23/01 - 01/01/02 vs. #22 Arkansas, #24 Auburn, #2 Tennessee (SEC CG), #7 Illinois (Sugar Bowl)

Lost to a ranked opponent at home

#22 Auburn, 24-19 (10/02/21)

Lost to a ranked opponent on the road

at #2 Alabama, 20-14 (11/06/21)

Lost to a ranked opponent at a neutral site

#1 Georgia, 50-30, in SEC Championship (12/03/22)

Lost to an unranked opponent at home

vs. Arkansas, 16-13 (11/13/21)

Lost to an unranked opponent on the road

at Texas A&M, 38-23 (11/26/22)

Special Situations

Won on the last play of the game

#6 Alabama, 32-31, in Baton Rouge (11/06/22); 3 yard pass to Mason Taylor by Jayden Daniels as time expired

Lost on the last play of the game

vs. Arkansas (16-13, 11/13/21); In overtime on a field goal

Came back and won from 10 or more down in 4th quarter

vs. #14 Wisconsin, 28-24 (08/30/14); down 24-13 entering 4th quarter

Lost when leading by 10 or more in 4th quarter

#14 Clemson, 25-24 in Chick-fil-A Bowl (12/31/12); led 24-13 entering fourth quarter

Lost when leading by 20 points or more

Tennessee, 30-27 OT (09/26/05); led 21-0 at halftime

Scored on the first play from scrimmage

Travin Dural (94-yard pass from QB Anthony Jennings) vs. Sam Houston State (09/06/14)

A QB caught a pass on a designed play

Matt Flynn (35-yards from WR Early Doucet) at Alabama (11/03/07)

A RB threw a TD pass on a designated play

Clyde Edwards-Helaire (11 yards to Tory Carter) at Texas A&M in fifth overtime (11/24/18)

Had two RB rush for at least 100 yards each

Derrius Guice (127 yards) and Darrel Williams (106 yards) vs. Texas A&M (11/25/17)

A player gained 100 yards receiving and 100 yards rushing

Darrel Williams (103 yards rushing, 105 yards receiving) vs. Ole Miss (10/21/17)

Had a player be responsible for six touchdowns

Joe Burrow (6) vs. #3 Clemson in CFP National Championship (01/13/20)

Returns/Special Teams/Defense

Returned a KO for a TD

Trey Palmer, 93 yards vs. South Carolina (10/24/20)

Returned a Punt for a TD

Trey Palmer, 54 yards vs. Northwestern State (09/14/19)

Returned an INT for a TD

Micha Baskerville, 29 yards vs. Southern (09/10/22)

Returned 2 INTs for TDs

Ronald Martin (45 yards) & Lavar Edwards (23 yards) vs. Idaho (09/15/12)

Returned 3 INTs for TDs

3 vs. Arkansas State (C. Raymond, D. Walkup, C. Buckels) (10/12/91)

Recovered a fumble in endzone for a TD

William Clapp at Ole Miss (11/21/15)

Returned a fumble for a TD

Jay Ward, 23-yard fumble recovery and return vs. Auburn (10/01/22)

Scored two defensive TDs in a game

2 vs. UL-Monroe (R. Brooks, INT; L. Edwards, FUM) (11/13/10)

Faked a field goal for a touchdown

Trent Domingue (kicker), 16-yard run (10/17/15 vs. Florida)

Faked a punt for a first down

Avery Atkins, 26-yd pass to Jack Mashburn in 1st quarter (11/6/21)

Faked a field goal for a first down

Josh Jasper, 5-yard run in 4th quarter (10/09/10 at Florida)

A player kicked the PAT after scoring the TD

Trent Domingue vs. Florida (10/17/15)

Blocked a FG

Jay Ward, 52-yard Anders Carlson attempt in third quarter against Auburn (10/2/21)

Returned a blocked FG for a TD

Patrick Peterson, 53 yards on the block of Ole Miss' 47-yard FG attempt (11/21/09)

Blocked a PAT (kick)

Neil Farrell Jr., kick attempt by Jace Christmann (10/16/21 vs. No. 20 Florida)

Returned a PAT for a Defensive Extra Point

Mark Roman, kick attempt by Seth Hanson (10/17/98 vs. Kentucky)

Blocked a punt

Micha Baskerville at Vanderbilt (09/21/19)

Blocked a punt for a safety

Micha Baskerville, on an Robens Beuplan punt (09/10/22 vs. Southern)

Returned a blocked punt for TD

Micha Baskerville, 23 yards, off Micha Baskerville's block at Vanderbilt (09/21/19)

Recovered an onside kick

vs. Auburn (10/26/19); recovered by Derrick Dillon with 2:32 left in Fourth quarter

Recovered an onside kick to start the game

vs. Auburn (12/01/01)

Recorded a Safety (Team)

vs. Texas A&M (11/30/19); sacked by Neil Farrell Jr.

Recorded a Safety (Individual tackle)

Neil Farrell Jr. vs. Texas A&M (11/30/19)

Recorded six interceptions (Team)

6 at Mississippi State (08/30/07)

Had a player record three interceptions

3 by Craig Steltz at Mississippi State (08/30/07)

Had a player record 15 tackles

20 by Damone Clark at Ole Miss (10/23/21)

Had six sacks as a team

8 vs. Louisville (12/31/16-Buffalo Wild Wings Citrus Bowl)

Opponent Returns/Special Teams

Returned a KO for a TD

Jerrion Ealy of Ole Miss, 100 yards in 2nd Quarter (12/19/20 in Baton Rouge)

Returned a Punt for a TD

Antonio Callaway of Florida, 72 yards in 3rd Quarter (10/17/15 in Baton Rouge)

Returned an INT for a TD

Devonni Reed of Central Michigan, 20 yards in 3rd Quarter (09/18/21 in Baton Rouge)

Returned 3 INTs for TDs

Ken Alvis, Fred Smith, and Brian Robinson of Auburn on Jamie Howard (09/17/94 at Auburn)

Recovered a fumble in endzone for a TD

Chris Shelling of Auburn recovered fumble by Jermaine Sharp in 2nd Quarter (09/17/94 at Auburn)

Returned a fumble for a TD

Christian Tutt of Auburn, 20 yards on T J Finley fumble in 2nd Quarter (10/13/20 at Auburn)

Blocked a FG

Nazir Stackhouse of Georgia on kick by Damian Ramos in 1st Quarter (12/02/22 in Atlanta)

Blocked a punt

Jordan Pouncey of Florida on a punt by Avery Atkins in 1st quarter (10/16/21) in Baton Rouge)

Blocked two punts

Justin Hamilton and Jason Lallis of Virginia Tech on punts by Donnie Jones (09/01/02 at Virginia Tech)

Blocked a punt for a safety

Justin Hamilton of Virginia Tech on punt by Donnie Jones (09/01/02 at Virginia Tech)

Recorded a Safety (Team)

Parris Bennett of Syracuse on rush by Darrel Williams in 3rd Quarter (09/23/17 in Baton Rouge)

Blocked a PAT (kick)

Johnathon Calvin of Mississippi State on PAT attempt by Colby Delahousse in 2nd Quarter (09/17/16 in Baton Rouge)

Returned a PAT for a Defensive Extra Point

Eric Kelly of Kentucky off a bad snap in the 2nd Quarter (10/17/98 in Baton Rouge)

Faked a field goal for a TD

Damon Duval of Auburn 1 yard run in 1st Quarter (09/18/99 in Baton Rouge)

Recovered an onside kick

Dez Harris of Mississippi State in 4th Quarter (09/17/16 in Baton Rouge)

Scoring

Scored 30 or more points

All Games: 30 vs. Georgia, (12/03/22)
SEC Games: 30 vs. Georgia, (12/03/22)

Scored 40 or more points

All Games: 41 vs. UAB, (11/19/22)
SEC Games: 45 vs. Ole Miss, (10/22/22)

Scored 50 or more points

All Games: 65 vs. Southern, (09/10/22)
SEC Games: 53 vs. Ole Miss (12/19/20)

Scored 60 or more points

All Games: 65 vs. Southern, (09/10/22)
SEC Games: 72 at Texas A&M, 7 OTs (11/24/18)

Scored 70 or more points

All Games: 72 at Texas A&M, 7 OTs (11/24/18)
SEC Games: 72 at Texas A&M, 7 OTs (11/24/18)

Total Offense

Had more than 400 total yards

All Games: 565 vs. UAB (11/19/22)
SEC Games: 549 vs. Georgia (12/04/22)

Had more than 450 total yards

All Games: 565 vs. UAB (11/19/22)
SEC Games: 549 vs. Georgia (12/04/22)

Had more than 500 total yards

All Games: 565 vs. UAB (11/19/22)
SEC Games: 549 vs. Georgia (12/04/22)

Had more than 550 total yards

All Games: 565 vs. UAB (11/19/22)
SEC Games: 593 vs. Ole Miss (12/19/20)

Had more than 600 total yards

All Games: 633 vs. New Mexico (09/24/22)
SEC Games: 612 vs. Arkansas, (11/23/19)

Had More than 625 total yards

All Games: 633 vs. New Mexico (09/24/22)
SEC Games: 714 at Ole Miss, (11/16/19)

Had more than 650 total yards

All Games: 692 vs. Oklahoma, (12/28/19)
SEC Games: 714 at Ole Miss, (11/16/19)

Had more than 700 total yards

All Games: 714 at Ole Miss, (11/16/19)
SEC Games: 714 at Ole Miss, (11/16/19)

Rushing Offense

Rushed for 150 or more yards

All Games: 266 vs. UAB (11/19/22)
SEC Games: 187 vs. Texas A&M (11/26/22)

Rushed for 200 or more yards

All Games: 266 vs. UAB (11/19/22)
SEC Games: 252 vs. Ole Miss (10/22/22)

Rushed for 250 or more yards

All Games: 266 vs. UAB (11/19/22)
SEC Games: 321 vs. Florida (10/16/21)

Rushed for 300 or more yards

All Games: 321 vs. Florida (10/16/21)
SEC Games: 321 vs. Florida (10/16/21)

Rushed for 350 or more yards

All Games: 393 vs Ole Miss (10/21/17)
SEC Games: 393 vs Ole Miss (10/21/17)

Rushed for 400 or more yards

All Games: 418 vs. Missouri (10/01/16)
SEC Games: 418 vs. Missouri (10/01/16)

Rushed for 425 or more yards

All Games: 433 vs. Houston (09/07/96)
SEC Games: 426 vs. Ole Miss (10/30/76)

Rushed for 500 or more yards

All Games: 503 vs. Oregon (10/22/77)
SEC Games: Never

Passing Offense

Passed for 250 or more yards

All Games: 299 vs. UAB (11/19/22)
SEC Games: 502 vs. Georgia (12/03/22)

Passed for 300 or more yards

All Games: 349 vs. Florida (10/15/22)
SEC Games: 502 vs. Georgia (12/03/22)

Passed for 350 or more yards

All Games: 414 vs. New Mexico (09/24/22)
SEC Games: 502 vs. Georgia (12/03/22)

Passed for 400 or more yards

All Games: 414 vs. New Mexico (09/24/22)
SEC Games: 502 vs. Georgia (12/03/22)

Passed for 450 or more yards

All Games: 463 vs. Clemson (01/13/20)
SEC Games: 502 vs. Georgia (12/03/22)

Passed for 500 or more yards

All Games: 532 vs. Oklahoma, (12/28/19)
SEC Games: 502 vs. Georgia (12/03/22)

Scoring Defense

Allowed 0 points

All Games: 0 vs. New Mexico (09/24/22)
SEC Games: 0 at Mississippi State (08/30/07)

Allowed 3 or fewer points....

All Games: 0 vs. New Mexico (09/24/22)
SEC Games: 3 vs. Mississippi State (10/20/18)

Allowed 7 or fewer points....

All Games: 0 vs. New Mexico (09/24/22)
SEC Games: 7 at Vanderbilt (10/03/20)

Allowed 10 or fewer points..

All Games: 10 vs. UAB (11/19/22)
SEC Games: 7 at Vanderbilt (10/03/20)

Allowed 14 or fewer points

All Games: 0 vs. New Mexico (09/24/22)
SEC Games: 13 at Arkansas (11/12/22)

Total Defense

Allowed fewer than 75 total yards

All Games: 70 vs. Louisiana-Lafayette (10/05/02)
SEC Games: 69 at Kentucky (10/15/66)

Allowed fewer than 100 total yards

All Games: 88 vs. New Mexico (09/24/22)
SEC Games: 90 vs. Auburn (10/13/73)

Allowed fewer than 125 total yards

All Games: 88 vs. New Mexico (09/24/22)
SEC Games: 114 vs. Kentucky (10/19/85)

Allowed fewer than 150 total yards

All Games: 88 vs. New Mexico (09/24/22)
SEC Games: 135 vs. Vanderbilt (09/11/10)

Allowed fewer than 175 total yards

All Games: 88 vs. New Mexico (09/24/22)
SEC Games: 169 vs. Texas A&M, (11/30/19)

Allowed fewer than 200 total yards

All Games: 88 vs. New Mexico (09/24/22)
SEC Games: 169 vs. Texas A&M, (11/30/19)

Allowed fewer than 225 total yards

All Games: 88 vs. New Mexico (09/24/22)
SEC Games: 169 vs. Texas A&M, (11/30/19)

Allowed fewer than 250 total yards

All Games: 88 vs. New Mexico (09/24/22)
SEC Games: 249 vs. Arkansas, (11/12/22)

Allowed fewer than 275 total yards

All Games: 259 vs. UAB (11/19/22)
SEC Games: 289 vs. Mississippi State (9/17/22)

Allowed fewer than 300 total yards

All Games: 259 vs. UAB (11/19/22)
SEC Games: 296 vs. Texas A&M (11/27/21)

Rushing Defense

Allowed fewer than 0 yards

All Games: -5 vs. BYU (09/02/17)
SEC Games: 0 at South Carolina (10/18/03)

Allowed fewer than 10 yards

All Games: 6 at Alabama (11/6/21)
SEC Games: 6 at Alabama (11/6/21)

Allowed fewer than 20 yards

All Games: 6 at Alabama (11/6/21)
SEC Games: 6 at Alabama (11/6/21)

Allowed fewer than 30 yards

All Games: 6 at Alabama (11/6/21)
SEC Games: 6 at Alabama (11/6/21)

Allowed fewer than 40 yards

All Games: 37 vs. New Mexico (09/24/22)
SEC Games: 6 at Alabama (11/6/21)

Allowed fewer than 50 yards

All Games: 48 vs. UAB (11/19/22)
SEC Games: 6 at Alabama (11/6/21)

Allowed fewer than 60 yards

All Games: 48 vs. UAB (11/19/22)
SEC Games: 54 vs. Texas A&M (11/27/21)

Allowed fewer than 70 yards

All Games: 48 vs. UAB (11/19/22)
SEC Games: 54 vs. Texas A&M (11/27/21)

Allowed fewer than 80 yards

All Games: 48 vs. UAB (11/19/22)
SEC Games: 75 vs. Mississippi State (09/17/22)

Allowed fewer than 90 yards

All Games: 48 vs. UAB (11/19/22)
SEC Games: 75 vs. Mississippi State (09/17/22)

Allowed fewer than 100 yards

All Games: 48 vs. UAB (11/19/22)
SEC Games: 75 vs. Mississippi State (09/17/22)

Passing Defense

Allowed 0 passing yards

All Games: 0 vs. Alabama (11/06/71)
SEC Games: 0 vs. Alabama (11/06/71)

Allowed 25 or fewer passing yards

All Games: 24 vs. Georgia Southern (08/31/19)
SEC Games: 23 vs. Arkansas (11/27/93)

Allowed 50 or fewer passing yards

All Games: 24 vs. Georgia Southern (08/31/19)
SEC Games: 47 at Ole Miss (11/19/11)

Allowed 75 or fewer passing yards

All Games: 51 vs. New Mexico (09/24/22)
SEC Games: 59 vs. Mississippi State (10/20/18)

Allowed 100 or fewer passing yards

All Games: 51 vs. New Mexico (09/24/22)
SEC Games: 97 vs. Texas A&M, (11/30/19)

Allowed 125 or fewer passing yards

All Games: 116 vs. Arkansas (11/12/22)
SEC Games: 105 at Texas A&M (11/28/20)

Allowed 150 or fewer passing yards

All Games: 51 vs. New Mexico (09/24/22)
SEC Games: 142 vs. Arkansas (11/13/21)

Allowed 175 or fewer passing yards

All Games: 51 vs. New Mexico (09/24/22)
SEC Games: 142 vs. Arkansas (11/13/21)

Allowed 200 or fewer passing yards

All Games: 185 vs. Florida (10/15/22)
SEC Games: 197 vs. Texas A&M (11/26/22)

Individual Rushing

Had a player rush for 100 or more yards

All Games: 111 by Jayden Daniels vs. UAB (11/19/22)
 SEC Games: 121 by Jayden Daniels vs. Ole Miss (10/22/22)

Had a player rush for 150 or more yards

All Games: 287 by Tyrion Davis-Price vs. Florida (10/16/21)
 SEC Games: 287 by Tyrion Davis-Price vs. Florida (10/16/21)

Had a player rush for 200 or more yards

All Games: 287 by Tyrion Davis-Price vs. Florida (10/16/21)
 SEC Games: 287 by Tyrion Davis-Price vs. Florida (10/16/21)

Had a player rush for 225 or more yards

All Games: 287 by Tyrion Davis-Price vs. Florida (10/16/21)
 SEC Games: 287 by Tyrion Davis-Price vs. Florida (10/16/21)

Had a player rush for 2 or more TDs

All Games: 3 by Noah Cain vs. UAB (11/19/22)
 SEC Games: 3 by John Emery Jr. vs. Texas A&M (11/26/22)

Had a player rush for 3 or more TDs

All Games: 3 by Noah Cain vs. UAB (11/19/22)
 SEC Games: 3 by John Emery Jr. vs. Texas A&M (11/26/22)

Had a player rush for 4 or more TDs

All Games: 4 by Derrius Guice at Texas A&M (11/24/16)
 SEC Games: 4 by Derrius Guice at Texas A&M (11/24/16)

Had a player rush for 5 or more TDs

All Games: 5 by Kevin Faulk at Kentucky (11/01/97)
 SEC Games: 5 by Kevin Faulk at Kentucky (11/01/97)

Individual Passing

Had a player pass for 200 or more yards

All Games: 297 by Jayden Daniles vs. UAB (11/19/22)
 SEC Games: 297 by Jayden Daniles vs. Georgia (12/03/22), 208 by Garrett Nussmeier vs. Georgia (12/03/2022)

Had a player pass for 250 or more yards

All Games: 297 by Jayden Daniles vs. UAB (11/19/22)
 SEC Games: 297 by Jayden Daniles vs. Georgia (12/03/22)

Had a player pass for 300 or more yards.

All Games: 349 by Jayden Daniles vs. Florida (10/15/22)
 SEC Games: 349 by Jayden Daniles vs. Florida (10/15/22)

Had a player pass for 350 or more yards

All Games: 372 by Max Johnson vs. Central Michigan (09/18/21)
 SEC Games: 435 by Max Johnson vs. Ole Miss (12/19/20)

Had a player pass for 400 or more yards

All Games: 435 by Max Johnson vs. Ole Miss (12/19/20)
 SEC Games: 435 by Max Johnson vs. Ole Miss (12/19/20)

Had a player pass for 450 or more yards

All Games: 463 by Joe Burrow vs. Clemson (01/13/20)
 SEC Games: 489 by Joe Burrow at Ole Miss (11/16/19)

Had a player pass for 500 or more yards

All Games: 528 by Rohan Davey at Alabama (11/03/01)
 SEC Games: 528 by Rohan Davey at Alabama (11/03/01)

Had a player pass for 2 or more TDs

All Games: 2 by Jayden Daniels vs Alabama (11/05/22)
 SEC Games: 2 by Garrett Nussmeier vs Georgia (11/05/22)

Had a player pass for 3 or more TDs

All Games: 3 by Jayden Daniels vs Florida (10/15/22)
 SEC Games: 3 by Jayden Daniels vs Florida (10/15/22)

Had a player pass for 4 or more TDs

All Games: 4 by Max Johnson at Mississippi State (09/25/21)
 SEC Games: 4 by Max Johnson at Mississippi State (09/25/21)

Had a player complete 20 or more passes

All Games: 22 Jayden Daniels vs. UAB (11/19/22)
 SEC Games: 22 Jayden Daniels vs. Alabama (11/05/22)

Had a player complete 25 or more passes

All Games: 26 Jayden Daniels vs. FSU (09/04/22)
 SEC Games: 26 by Max Johnson vs. Auburn (10/2/21)

Had a player complete 30 or more passes

All Games: 31 by Joe Burrow vs. Clemson (01/13/20)
 SEC Games: 32 by Joe Burrow at Ole Miss (11/17/19)

Had a player complete 35 or more passes

All Games: 35 by Rohan Davey at Alabama (11/03/01)
 SEC Games: 35 by Rohan Davey at Alabama (11/03/01)

Had a player complete 15 straight passes

All Games: 17 by Rohan Davey vs. Arkansas-6 (11/26/99), vs. Western Carolina-11 (09/02/00) and 17 by Matt Mauck vs. Arizona-11 (09/06/03), vs. Western Illinois-6 (09/13/03) and 17 by Joe Burrow at Ole Miss (11/16/19)

Had a player throw 30 or more passes

All Games: 35 by Jayden Daniels vs. Texas A&M (11/26/22)
 SEC Games: 35 by Jayden Daniels vs. Texas A&M (11/26/22)

Had a player throw 35 or more passes

All Games: 45 by Jayden Daniels vs. Tennessee (10/08/22)
 SEC Games: 435 by Jayden Daniels vs. Texas A&M (11/26/22)

Had a player throw 40 or more passes

All Games: 45 by Jayden Daniels vs. Tennessee (10/08/22)
 SEC Games: 45 by Jayden Daniels vs. Tennessee (10/08/22)

Had a player throw 45 or more passes

All Games: 45 by Jayden Daniels vs. Tennessee (10/08/22)
 SEC Games: 45 by Jayden Daniels vs. Tennessee (10/08/22)

Had a player throw 50 or more passes

All Games: 51 by Max Johnson vs. Ole Miss (12/19/20)
 SEC Games: 51 by Max Johnson vs. Ole Miss (12/19/20)

Individual Receiving

Had a player with 9 or more receptions in a game

All Games: 9 by Malik Nabers vs. Texas A&M (11/26/22)
 SEC Games: 12 by Kayshon Boutte vs. Georgia (12/03/22)

Had a player with 10 or more receptions in a game

All Games: 14 by Kayshon Boutte vs. Ole Miss (12/19/20)
 SEC Games: 12 by Kayshon Boutte vs. Georgia (12/03/22)

Had a player with 11 or more receptions in a game

All Games: 14 by Kayshon Boutte vs. Ole Miss (12/19/20)
 SEC Games: 12 by Kayshon Boutte vs. Georgia (12/03/22)

Had a player with 12 or more receptions in a game

All Games: 14 by Kayshon Boutte vs. Ole Miss (12/19/20)
 SEC Games: 12 by Kayshon Boutte vs. Georgia (12/03/22)

Had a player with 13 or more receptions in a game

All Games: 14 by Kayshon Boutte vs. Ole Miss (12/19/20)
 SEC Games: 14 by Kayshon Boutte vs. Ole Miss (12/19/20)

Had a player with 14 or more receptions in a game

All Games: 14 by Kayshon Boutte vs. Ole Miss (12/19/20)
 SEC Games: 14 by Kayshon Boutte vs. Ole Miss (12/19/20)

Had a player with 15 or more receptions in a game

All Games: 19 by Josh Reed at Alabama (11/03/01)
 SEC Games: 19 by Josh Reed at Alabama (11/03/01)

Had a player receive 100 or more yards

All Games: 129 by Malik Nabers vs. UAB (11/19/22)
 SEC Games: 128 by Malik Nabers vs. Georgia (12/03/22), 107 by Kayshon Boutte vs. Georgia (12/02/22)

Had a player receive 150 or more yards

All Games: 189 by Jaray Jenkins vs. Texas A&M (11/27/21)
 SEC Games: 189 by Jaray Jenkins vs. Texas A&M (11/27/21)

Had a player receive 200 or more yards

All Games: 235 by Terrace Marshall Jr. at Missouri (10/10/20)
 SEC Games: 235 by Terrace Marshall Jr. at Missouri (10/10/20)

Had a player receive 250 or more yards

All Games: 293 by Josh Reed at Alabama (11/03/01) - school record
 SEC Games: 293 by Josh Reed at Alabama (11/03/01) - school record

Had a player receive for 2 or more TDs

All Games: 2 by Jaray Jenkins vs. Texas A&M (11/27/21)
 SEC Games: 2 by Jaray Jenkins vs. Texas A&M (11/27/21)

Had a player receive for 3 or more TDs

All Games: 3 by Jaray Jenkins vs. Florida (10/16/21)
 SEC Games: 3 by Jaray Jenkins vs. Florida (10/16/21)

Had a player receive for 4 or more TDs

All Games: 4 by Justin Jefferson vs Oklahoma (12/28/19)
 SEC Games: 4 by Ja'Marr Chase at Vanderbilt (09/21/19)

Had a player receive for 5 or more TDs

All Games: 5 by Carlos Carson vs. Rice (09/24/77)
 SEC Games: Never

Game 1

LSU **24** September 4, 2022
Florida State **23** Ceasars Superdome
 New Orleans, LA
 (68,388)

LSU									
RUSHING									
	Att.	Gain	Lost	Net	TD	Long	Avg.		
Jayden Daniels	16	133	19	114	0	25	7.1		
Noah Cain	7	23	0	23	1	9	3.3		
Armoni Goodwin	5	15	1	14	0	9	2.8		
Josh Williams	1	2	0	2	0	2	2.0		
Totals...	30	173	34	139	1	25	4.6		
PASSING									
	Att.	Comp	Int	Yds	TD	Long	Sacks		
Jayden Daniels	35	26	0	209	2	22	4		
RECEIVING									
	No.	Yds.	TD	Long					
Jaray Jenkins	5	46	2	22					
Malik Nabers	5	42	0	13					
Brian Thomas Jr.	5	44	0	16					
Mason Taylor	4	34	0	17					
Kayshon Boutte	2	20	0	13					
Kyren Lacy	1	14	0	14					
Armoni Goodwin	1	-4	0	0					
Jack Bech	1	5	0	5					
Totals...	26	209	2	22					
PUNTING									
	No.	Yds.	Avg.	Long	I20	TB			
Jay Bramblett	2	87	43.5	56	1	0			
FIELD GOALS									
	Att.	Made	Long	KICKS					
Damian Ramos	2	1	36	Made: 36					
ALL RETURNS									
Punts				Kickoffs			Interceptions		
No.	Yds.	Lg.	No.	Yds.	Lg.	No.	Yds.	Lg.	
Malik Nabers	2	-2	0	2	31	17	0	0	0
FSU									
RUSHING									
	Att.	Gain	Lost	Net	TD	Long	Avg.		
Treshaun Ward	16	51	2	49	0	8	3.1		
Jordan Travis	8	31	0	31	0	23	3.9		
Deuce Spann	2	20	0	20	0	16	10.0		
Trey Benson	6	15	0	15	0	7	2.5		
Lawrence Toafili	4	12	3	9	0	7	2.2		
Mycah Pittman	1	17	0	7	0	7	7.0		
DJ Lundy	1	1	0	1	0	1	1.0		
Totals...	38	137	5	132	1	23	3.5		
PASSING									
	Att.	Comp	Int.	Yds.	TD	Long	Sacks		
Jordan Travis	32	20	0	260	2	39	2		
Treshuan Ward	1	0	0	0	0	0	0		
RECEIVING									
	No.	Yds.	TD	Long					
Ontaria Wilson	7	102	2	39					
Johnny Wilson	3	60	0	24					
Mychah Pittman	3	45	0	25					
Camren McDonald	2	23	0	13					
Deuce Spann	2	6	0	3					
Lawrance Toafili	1	10	0	10					
Markeston Douglas	1	8	0	8					
Treshaun Ward	1	6	0	6					
Totals...	20	260	2	39					
PUNTING									
	No.	Yds.	Avg.	Long	I20	TB			
Alex Mastromanno	2	92	46.0	47	2	0			
FIELD GOALS									
	Att.	Made	Long	KICKS					
Ryan Fitzgerald	2	1	25	Made: 25					
ALL RETURNS									
Punts				Kickoffs			Interceptions		
No.	Yds.	Lg.	No.	Yds.	Lg.	No.	Yds.	Lg.	
Mycah Pittman	1	0	0	0	0	0	0	0	
Sam McCall	0	0	0	2	45	24	0	0	

Football Drops Opener to Florida State, 24-23

Jayden Daniels found Jaray Jenkins for a two-yard touchdown as time in regulation expired, but Florida State blocked the extra point to lead the Seminoles over LSU, 24-23, on Sunday Night at the Caesars Superdome. The Tigers fall to 0-1 and will return to action on Saturday for a 6:30 p.m. kickoff at home against Southern on the SEC Network. Trailing 24-10 late in the fourth quarter, LSU showed resiliency by battling back as Daniels found Jenkins up the middle for a 22-yard touchdown connection to cut the deficit to 24-17 with 4:07 left to play. A fumble recovery by defensive tackle Mekhi Wingo on the Tigers' goal line – his first as an LSU player and the first turnover of the season for the Tigers' defense – gave LSU the ball back with another opportunity to get even with 1:20 remaining. Daniels led the offense to a miraculous 99-yard scoring drive, starting at the Tigers' 1-yard line and ending with a two-yard score to Jenkins in the end zone to make it 24-23. That would be Jenkins' 10th career scoring catch. The 99-yard drive marked the 7th by LSU since 1944 and first since Utah State in 2019. The PAT was blocked to end the game. Daniels posted an admirable LSU debut, accounting for 323 yards of total offense (209 passing, 114 rushing). Daniels' 114 yards rushing tied Lynn Amedee (vs. Tulane, 1961) for sixth place on the single-game LSU list for rushing yards by a quarterback. Jenkins led the Tigers in receiving with five catches for 46 yards and two touchdowns. Brian Thomas posted five catches for 44 yards and Malik Nabers added five catches for 42 yards. Defensively, senior Jay Ward recorded a team-high eight tackles, as sophomores Greg Penn III and Wingo had five of their own. FSU quarterback Jordan Travis accounted for 260 yards through the air with two touchdowns, completing 20-of-33 passes.

Scoring	1	2	3	4	F
LSU	3	0	7	13	23
FSU	0	7	10	7	24

LSU	1Q	11:41	Ramos 36 yd field goal
FSU	2Q	13:00	O. Wilson 39 yd pass from Travis (Fitzgerald kick)
FSU	3Q	8:29	Fitzgerald 25 yd field goal
FSU	3Q	4:17	O. Wilson 27 yd pass from Travis (Fitzgerald Kick)
LSU	3Q	0:08	Cain 1 yd rush (Ramos kick)
FSU	4Q	9:04	Lundy 1 yd rush (Fitzgerald kick)
LSU	4Q	4:07	Jenkins 22 yd pass from Daniels (Ramos kick)
LSU	4Q	0:00	Jenkins 2 yd pass from Daniels (Ramos kick blocked)

Team Stats	LSU	FSU
FIRST DOWNS	25	22
Rushing	8	8
Passing	14	14
Penalty	3	0
NET YARDS RUSHING	139	132
Rushing Attempts	30	38
Average Per Rush	4.6	3.5
Rushing Touchdowns	1	1
Yards Gained Rushing	173	137
Yards Lost Rushing	34	5
NET YARDS PASSING	209	260
Completions-Attempts-Int	20-33-0	26-36-0
Avg. Per Attempt	5.8	7.9
Avg. Per Completion	8.0	13.0
Passing Touchdowns	2	2
TOTAL OFFENSE YARDS	348	392
Total offense plays	66	71
Avg. Game Per Play	5.3	5.5
Fumbles: Number-Lost	2-2	1-1
Penalties: Number-Yards	4-45	7-80
PUNTS-YARDS	2-87	2-92
Avg. Yard Per Punt	43.5	46.0
Net Yards Per Punt	43.5	47
Inside 20	1	2
50+ Yards	1	0
Touchbacks	0	0
Fair Catch	0	0
KICKOFF-YARDS	4-259	5-180
Avg. Yard Per Kickoff	64.8	36.0
Net Yards Per Kickoff	41	37.8
Touchbacks	1	0
Fair Catch Yards	25	20
Punt Returns: Number-Yds-TD	2--2-0	1-0-0
Avg. Punt Return	-1.0	0.0
Kick Returns: Number-Yds-TD	2-31-0	2-45-0
Avg. Per Return	15.5	22.5
Interception: Number-Yds-TD	0-0-0	0-0-0
Fumble Returns: Number-Yds-TD	0-0-0	0-0-0
Miscellaneous Yards	0	0
Possession Time	25:54	34:06
1st Quarter	05:35	09:25
2nd Quarter	08:27	06:33
3rd Quarter	05:35	09:25
4th Quarter	06:17	08:43
Third Down Conversions	5-11	11-17
Fourth Down Conversions	2-2	0-1
Red-Zone: Scores-Chances	3-4	2-4
Touchdowns	2-4	1-4
Field Goals	1-4	1-4
Sacks By: Number-Yds	2-0	4-19
PAT Kicks	2-3	3-3
Field Goals	1-2	1-2
Points off Turnover	6	0

Game 2

LSU
Southern

65 September 10, 2022
17 Tiger Stadium
Baton Rouge, LA
(102,321)

LSU

RUSHING	Att.	Gain	Lost	Net	TD	Long	Avg.
Armoni Goodwin	12	93	8	85	2	38	7.1
Noah Cain	10	53	2	51	1	11	5.1
Kayshon Boutte	1	41	0	41	0	41	41.0
Jayden Daniels	3	26	8	18	1	18	6.0
Josh Williams	5	17	0	17	1	5	3.4
Walker Howard	3	21	6	15	0	13	5.0
Nick Demas	2	3	0	3	0	2	1.5
Totals...	36	254	24	230	5	41	6.4

PASSING	Att.	Comp	Int	Yds	TD	Long	Sacks
Garrett Nussmeier	23	12	2	183	0	60	0
Jayden Daniels	11	10	0	137	3	44	1
Walker Howard	0	0	0	0	0	0	1
Totals...	34	23	2	320	3	60	2

RECEIVING	No.	Yds.	TD	Long
Chris Hilton	5	47	0	13
Kayshon Boutte	5	42	0	21
Malik Nabers	3	81	1	60
Brian Thomas Jr.	2	55	1	44
Kyren Lacy	2	29	0	16
Jack Bech	1	17	1	17
Evan Francioni	1	14	0	14
Mason Taylor	1	13	0	13
Jack Mashburn	1	10	0	10
Noah Cain	1	9	0	9
Kole Taylor	1	3	0	3
Totals...	23	320	3	60

PUNTING	No.	Yds.	Avg.	Long	I20	TB
Jay Bramblett	2	87	43.5	47	0	0

FIELD GOALS	Att.	Made	Long	KICKS
Damian Ramos	0	0	0	Made:

ALL RETURNS	Punts			Kickoffs			Interceptions		
	No.	Yds.	Lg.	No.	Yds.	Lg.	No.	Yds.	Lg.
Gregory Clayton Jr.	1	18	18	0	0	0	0	0	0
Micah Baskerville	1	34	34	0	0	0	1	29	29
Javen Nicholas	0	0	0	1	18	18	0	0	0

SOU

RUSHING	Att.	Gain	Lost	Net	TD	Long	Avg.
Jerodd Sims	15	83	4	79	0	24	5.3
Besean McCray	12	56	9	47	0	15	3.9
Karl Ligon	7	45	0	45	1	11	6.4
Kendric Rhymes	8	30	0	30	0	9	3.8
Totals...	42	214	13	201	1	24	4.8

PASSING	Att.	Comp	Int.	Yds.	TD	Long	Sacks
Besean McCray	16	9	1	61	0	29	3
Cornelius Dyson	1	0	0	0	0	0	0

RECEIVING	No.	Yds.	TD	Long
Chandler Whitfield	2	-4	0	2
Cornelius Dyson	1	29	0	29
Isaiah Taylor	1	17	0	17
August Pitre III	1	11	0	11
Dupree Fuller	1	6	0	6
Jerodd Sims	1	2	0	2
Gregory Perkins	1	2	0	2
Karl Ligon	1	-2	0	0
Totals...	9	61	0	29

PUNTING	No.	Yds.	Avg.	Long	I20	TB
Alex Mastromanno	3	138	46.0	50	0	0

FIELD GOALS	Att.	Made	Long	KICKS
Luke Jackson	3	1	29	Made: 29

ALL RETURNS	Punts			Kickoffs			Interceptions		
	No.	Yds.	Lg.	No.	Yds.	Lg.	No.	Yds.	Lg.
Reginald King	10	0	0	1	18	18	0	0	0
Sam McCall	0	0	0	2	45	24	0	0	0
Corione Harris	0	0	0	0	0	0	1	12	12
Benny McCray	0	0	0	0	0	0	1	94	94

Football Dominates Southern in Home Opener, 65-17

LSU quarterback Jayden Daniels went 10-for-11 for 137 yards and three touchdowns in just over a quarter of play on Saturday night to lead the Tigers to a commanding 65-17 win over Southern in Tiger Stadium. LSU improved to 1-1 with the victory, while Southern dropped to 1-1 on the year. The Tigers returned to Death Valley next Saturday to start conference play by playing host to Mississippi State at 5 p.m. CT on ESPN. The Jaguars' Reginald King fumbled the opening kickoff of the game, as LSU's Javier Carter forced the miscue and Sage Ryan recovered the ball at the Southern 21. LSU capitalized on the turnover, as on the Tigers' third play from scrimmage, Daniels dashed 18 yards to the end zone. After the LSU defense forced a three-and-out on Southern's first offensive possession, the Tigers moved 62 yards on four plays and increased the lead to 14-0 on a five-yard scoring run by Josh Williams. The drive was highlighted by Armoni Goodwin's 38-yard burst to the Jaguars' five-yard line. On its next possession, LSU marched 71 yards on five plays and scored on Daniels' 17-yard TD strike to wide receiver Jack Bech, giving the Tigers a 21-0 lead at the 7:16 mark of the first quarter. The drive featured a 41-yard sprint by wide receiver Kayshon Boutte on an end-around. LSU linebacker Micah Baskerville intercepted Southern quarterback BeSean McCray's pass on the next play from scrimmage, and Baskerville raced 29 yards to paydirt, increasing the Tigers' advantage to 28-0 with 7:07 remaining in the opening period. LSU collected another first-quarter turnover when linebacker Desmond Little recovered a fumble by Southern running back Jerodd Sims and returned it five yards to the Jaguars' 24. Four plays later, Daniels connected on a five-yard scoring pass to wide receiver Malik Nabers. Baskerville made his presence felt again when he blocked a Southern punt, and the football slipped through the end zone for a safety with 1:31 left in the first quarter. The play marked LSU's first safety since November 30, 2019, when Neil Farrell Jr. sacked Texas A&M's James Foster, and the ball was recovered by the Aggies in their own end zone. Baskerville's play was LSU's first blocked punt for a safety since October 16, 1999, at Kentucky, when Jarvis Green blocked a punt out of the back of the end zone. LSU's 37 points in the first quarter marked the most points in a single period in school history.

Scoring	1	2	3	4	F
LSU	37	14	7	7	65
SOU	0	0	7	10	17

LSU	1Q	13:25	J. Daniels 18 yd rush (Ramos kick)
LSU	1Q	11:46	J. Williams 5 yd rush (Ramos kick)
LSU	1Q	7:16	Bech 17 yd pass from Daniels (Ramos kick)
LSU	1Q	7:07	Baskerville 29 yd interception return (Ramos kick)
LSU	1Q	4:44	Nabers 5 yd pass from Daniels (Ramos kick)
LSU	1Q	1:31	Safety
LSU	2Q	14:20	Thomas Jr. 44 yd pass from Daniels (Ramos kick)
LSU	2Q	1:06	Cain 2 yd rush (Ramos kick)
LSU	3Q	8:42	Goodwin 2 yd rush (Ramos kick)
SOU	3Q	3:45	McCray 94 yd interception return (Jackson kick)
LSU	4Q	14:01	Goodwin 1 yd rush (Ramos kick)
SOU	4Q	8:15	Ligon 1 yd rush (Jackson kick)
SOU	4Q	0:00	Jackson 29 yd FG

Team Stats	SOU	LSU
FIRST DOWNS	15	23
Rushing	11	10
Passing	3	13
Penalty	1	0
NET YARDS RUSHING	201	230
Rushing Attempts	42	36
Average Per Rush	4.8	6.4
Rushing Touchdowns	1	5
Yards Gained Rushing	214	254
Yards Lost Rushing	13	24
NET YARDS PASSING	61	320
Completions-Attempts-Int	9-17-1	23-34-2
Avg. Per Attempt	3.6	9.4
Avg. Per Completion	6.8	13.9
Passing Touchdowns	0	3
TOTAL OFFENSE YARDS	262	550
Total offense plays	59	70
Avg. Game Per Play	4.4	7.9
Fumbles: Number-Lost	4-4	0-0
Penalties: Number-Yards	2-8	6-40
PUNTS-YARDS	4-138	2-87
Avg. Yard Per Punt	34.5	43.5
Net Yards Per Punt	30	43.5
Inside 20	0	0
50+ Yards	1	0
Touchbacks	0	0
Fair Catch	2	2
KICKOFF-YARDS	4-258	10-631
Avg. Yard Per Kickoff	64.5	63.1
Net Yards Per Kickoff	41.2	40.1
Touchbacks	2	5
Fair Catch Yards	25	0
Punt Returns: Number-Yds-TD	0-0-0	1-18-0
Avg. Punt Return	0.0	26.0
Kick Returns: Number-Yds-TD	5-105-0	1-18-0
Avg. Per Return	21.0	18.0
Interception: Number-Yds-TD	2-106-1	1-29-1
Fumble Returns: Number-Yds-TD	0-0-0	1-5-0
Miscellaneous Yards	0	0
Possession Time	28:52	31:08
1st Quarter	06:56	08:04
2nd Quarter	10:32	04:28
3rd Quarter	02:13	01:47
4th Quarter	09:11	05:49
Third Down Conversions	2-10	7-12
Fourth Down Conversions	0-0	0-1
Red-Zone: Scores-Chances	2-2	7-8
Touchdowns	1-3	8-8
Field Goals	1-3	0-8
Sacks By: Number-Yds	2-14	3-9
PAT Kicks	2-2	9-9
Field Goals	1-3	0-0
Points off Turnover	7	28

Game 3

LSU **31** September 17, 2022
Mississippi St. **16** Tiger Stadium
 Baton Rouge, LA
 (98,520)

Football Powers Past Mississippi State, 31-16

Jayden Daniels and the LSU offense scored 21 unanswered points in the fourth quarter to give the Tigers a victory in the SEC opener over Mississippi State, 31-16, on Saturday night in Tiger Stadium. LSU improved to 2-1 with the victory, while the Bulldogs dropped to 2-1 on the year. The Tigers return to Death Valley next Saturday to face New Mexico at 6:30 p.m. CT. Sophomore wide receiver Malik Nabers caught a team-high six passes for 76 yards as the Tigers posted 416 yards of total offense, while the LSU defense limited the Bulldogs to 289 yards from scrimmage. Jaray Jenkins caught the Tigers' only touchdown pass in the second quarter. Senior safety Jay Ward had a career day with 11 tackles, 15 for loss, one pass break-up and an interception. Sophomore defensive end BJ Ojulari was all over the field with four tackles, 2.5 for loss, 1.5 sacks and two quarterback hurries. Armoni Goodwin rushed for 75 yards and a touchdown on 9 carries, but Daniels led LSU's rushing attack with 100 yards on the ground with two scores. After winning the coin toss, LSU elected to receive and take the ball. The first explosive play of the game came via an 18-yard completion from Daniels to Kayshon Boutte, but the Tigers were forced to punt from their own 49-yard line on the opening drive of the contest. On 4th-and-1 from their own 22, Mississippi State rolled the dice and went for it, securing a first down on a 4-yard rush. That would quickly pay off as quarterback Will Rogers found Rara Thomas for a 20-yard completion, then on the next play, Jo'quavious Marks busted open a 37-yard touchdown run to give the Bulldogs a 6-0 advantage. The extra point was no good. On their next offensive possession, Mississippi State decided to go for it again on 4th-and-1 from LSU's 41-yard line, but Major Burns stopped the Bulldogs for a loss and a turnover on downs. At the end of the first quarter, the Tigers accounted for just 49 yards of total offense, while MSU accounted for 99. State took another chance and went for it on fourth down on their own 29, but Mike Jones and Mekhi Wingo brought down MSU for no gain and a turnover on downs from the MSU 29-yard line. However, Daniels fumbled on the next possession to give the Bulldogs the ball back. On 3rd-and-10, sophomore defensive end Saivion Jones sacked Rogers and forced a fumble, which was recovered by MSU. Sophomore linebacker Harold Perkins gave the Tigers their third sack of the game, while Ojulari recorded a tackle for loss on the next play to turn in another defensive stop. LSU tallied six tackles for loss as a defense at that point. Rogers found Thomas on a fade for a 13-yard touchdown completion, extending Mississippi State's lead to 13-0 with 2:14 left in the half, for a three play, 54-second drive spanning 48 yards. The Tigers finally got the scoring drive they needed with 46 seconds left in the half as Daniels found Jaray Jenkins for an 8-yard score through the air, capping off a seven play, 75-yard drive. Daniels utilized his legs to get LSU in scoring position, scrambling to pick up chunk plays of 13, 15 and 20 yards. LSU forced a three-and-out to open the second half. On the next offensive possession, Daniels led the offense down to the 18-yard line, but an incomplete pass intended for Nabers on third down forced the Tigers to kick a field goal. Damian Ramos' 35-yard attempt was good. Mississippi State's lead was cut in half to 13-10 after LSU's 69-yard scoring drive on 9 plays that spanned 2:33. On 4th-and-4 at midfield, Daniels' pass to Nabers fell incomplete to turn the ball over on downs, but on the next possession, MSU went for it on 4th-and-2 and did not convert to give LSU the ball back. Jay Bramblett's punt to Austin Williams was muffed and recovered by long snapper Salde Roy at the Bulldog 9-yard line. The Tigers took advantage of the turnover as Daniels scored a 3-yard touchdown on a quarterback keep. Goodwin put the game on ice, taking a 47-yard rush to the house to give the Tigers a two-possession lead at 31-16 with 4:50 remaining in the contest.

Scoring	1	2	3	4	F
LSU	0	7	3	21	31
MSU	6	7	3	0	16

MSU	1Q	7:30	Marks 37 yard rush (Raybon kick)
MSU	2Q	2:14	Thomas 13 yd pass from Rogers (Raybon kick)
LSU	2Q	0:46	Jenkins 8 yd pass from Daniels (Ramos kick)
LSU	3Q	10:56	Ramos 35 yd FG
MSU	3Q	6:31	Raybon 45 yd FG
LSU	4Q	14:11	Daniels 3 yd rush (Ramos kick)
LSU	4Q	6:53	Williams 7 yd rush (Ramos kick)
LSU	4Q	4:50	Goodwin 47 yd rush (Ramos kick)

Team Stats	MSU	LSU
FIRST DOWNS	15	20
Rushing	6	8
Passing	9	11
Penalty	0	1
NET YARDS RUSHING	75	206
Rushing Attempts	22	38
Average Per Rush	3.4	5.4
Rushing Touchdowns	1	3
Yards Gained Rushing	109	221
Yards Lost Rushing	34	15
NET YARDS PASSING	214	210
Completions-Attempts-Int	24-42-1	22-37-0
Avg. Per Attempt	5.1	5.7
Avg. Per Completion	8.9	9.5
Passing Touchdowns	1	1
TOTAL OFFENSE YARDS	289	416
Total offense plays	64	75
Avg. Game Per Play	4.5	5.5
Fumbles: Number-Lost	2-1	1-1
Penalties: Number-Yards	3-40	7-39
PUNTS-YARDS	6-268	6-269
Avg. Yard Per Punt	44.7	44.8
Net Yards Per Punt	46.2	33.7
Inside 20	4	2
50+ Yards	1	1
Touchbacks	0	1
Fair Catch	1	1
KICKOFF-YARDS	4-258	6-361
Avg. Yard Per Kickoff	64.5	60.2
Net Yards Per Kickoff	41.2	35
Touchbacks	3	3
Fair Catch Yards	0	0
Punt Returns: Number-Yds-TD	3-47-0	1-1-0
Avg. Punt Return	32.0	1.0
Kick Returns: Number-Yds-TD	2-64-0	1-18-0
Avg. Per Return	32.0	18.0
Interception: Number-Yds-TD	0-0-0	1-19-0
Fumble Returns: Number-Yds-TD	0-0-0	0-0-0
Miscellaneous Yards	0	0
Possession Time	27:18	32:42
1st Quarter	07:56	07:04
2nd Quarter	08:18	06:42
3rd Quarter	07:24	07:36
4th Quarter	03:40	11:20
Third Down Conversions	3-14	6-15
Fourth Down Conversions	1-4	1-2
Red-Zone: Scores-Chances	1-1	4-4
Touchdowns	1-1	3-4
Field Goals	0-1	1-4
Sacks By: Number-Yds	1-2	4-4
PAT Kicks	0-0	0-0
Field Goals	1-1	1-1
Points off Turnover	0	7

LSU RUSHING	Att.	Gain	Lost	Net	TD	Long	Avg.
Jayden Daniels	16	107	14	93	1	20	5.8
Armoni Goodwin	9	75	0	75	1	47	8.3
John Emery Jr.	11	32	0	32	0	9	2.9
Josh Williams	1	7	0	7	1	7	7.0
Totals...	38	221	15	206	3	47	5.4

LSU PASSING	Att.	Comp	Int	Yds	TD	Long	Sacks
Jayden Daniels	37	22	0	210	1	27	3
Totals...	37	22	0	210	1	27	3

LSU RECEIVING	No.	Yds.	TD	Long
Malik Nabers	6	76	0	27
Josh Williams	4	18	0	8
Kayshon Boutte	3	31	0	18
Jaray Jenkins	3	23	1	12
Brian Thomas Jr.	2	22	0	15
John Emery Jr.	2	15	0	10
Armoni Goodwin	1	14	0	14
Mason Taylor	1	11	0	11
Totals...	22	210	1	27

LSU PUNTING	No.	Yds.	Avg.	Long	I20	TB
Jay Bramblett	6	269	44.8	55	2	1

LSU FIELD GOALS	Att.	Made	Long	KICKS
Damian Ramos	1	1	35	Made: 35

ALL RETURNS	Punts			Kickoffs			Interceptions		
No.	Yds.	Lg.	No.	Yds.	Lg.	No.	Yds.	Lg.	
Gregory Clayton Jr.	1	1	1	0	0	0	0	0	0
Javen Nicholas	0	0	0	1	18	18	0	0	0
Jay Ward	0	0	0	0	0	0	1	19	19

Mississippi St. RUSHING	Att.	Gain	Lost	Net	TD	Long	Avg.
Dillon Johnson	7	52	2	50	0	35	7.1
Jo'quavious Marks	9	51	1	50	1	37	5.6
Simeon Price	1	0	3	-3	0	0	-3.0
Will Rogers	5	6	28	-22	0	6	-4.4
Totals...	22	109	34	75	1	37	3.4

Mississippi St. PASSING	Att.	Comp	Int.	Yds.	TD	Long	Sacks
Will Rogers	42	24	1	214	1	24	4

Mississippi St. RECEIVING	No.	Yds.	TD	Long
Dillon Johnson	5	29	0	10
Rara Thomas	4	67	1	24
Caleb Ducking	4	33	0	16
Lideatrick Griffin	3	32	0	18
Rufus Harvey	3	22	0	18
Jaden Walley	2	16	0	11
Jamire Calvin	2	15	0	9
Jo-quavious Marks	1	0	0	0
Totals...	24	214	1	24

Mississippi St. PUNTING	No.	Yds.	Avg.	Long	I20	TB
George Gerogopoulos	3	135	45	50	2	0
Archer Trafford	3	133	44.3	48	2	0

Mississippi St. FIELD GOALS	Att.	Made	Long	KICKS
Ben Raybon	1	1	45	Made: 45

ALL RETURNS	Punts			Kickoffs			Interceptions		
No.	Yds.	Lg.	No.	Yds.	Lg.	No.	Yds.	Lg.	
Zavion Thomas	2	48	26	0	0	0	0	0	0
Austin Williams	1	-1	0	0	0	0	0	0	0
Lideatrick Griffin	0	0	0	2	64	0	0	0	0

Game 4

LSU **38** September 24, 2022
New Mexico **0** Tiger Stadium
 Baton Rouge, LA
 (100,501)

Football Earns Complete Win Over New Mexico, 38-0

BATON ROUGE – Quarterback Jayden Daniels went 24-for-29 for 279 yards passing to lead LSU over New Mexico, 38-0, on Saturday night in Tiger Stadium. LSU improved to 2-1 with the victory, while the Lobos dropped to 2-2 on the year. The Tigers return to action next Saturday for their first road test against Auburn at 6:00 p.m. CT on ESPN. Daniels and Garrett Nussmeier combined to go 33-of-39 (85.0%) under center. Sophomore wide receiver Malik Nabers caught a team-high six passes for 65 yards as the Tigers posted 633 yards of total offense, while the LSU defense limited the Lobos to 88 yards from scrimmage. True freshman linebacker Harold Perkins – posting an impressive performance for the second straight week – led the Tigers with eight tackles. Senior linebackers Greg Brooks and Mike Jones were second with four tackles each. Noah Cain rushed for 94 yards and two touchdowns on 11 carries, while Armoni Goodwin rushed for 24 yards and two touchdowns. New Mexico won the coin toss and elected to receive, putting LSU's defense on the field first. The Tigers forced a three-and-out after senior cornerback Jarrick Bernard-Converse forced a stop on third down with an impressive open-field tackle a yard short of the marker. Jack Bech was back to return the punt for the first time this season. On the first offensive possession of the game, the Tigers moved down the field with ease as Daniels went 4-for-4 through the air. Sophomore running back Armoni Goodwin punched in a 5-yard touchdown run, capping off a 57-yard opening drive on eight plays that spanned 2:49. Daniels found redshirt freshman receiver Chris Hilton over the middle of the field for a 51-yard completion, Daniels' longest completion of the season. On 3rd-and-6, Daniels threw his first incompletion of the game, forcing the Tigers to kick a field goal. Damian Ramos' 31-yard attempt was good. The LSU defense continued to make stops as sophomore defensive end Sai'vion Jones sacked New Mexico QB Miles Kendrick for a loss of eight yards. On the next possession, Daniels scrambled for a 23-yard pickup to get the Tigers to the Lobos' 23-yard line. On 3rd-and-4, Daniels was stopped before the line to gain, but was hit out of bounds late to draw a penalty and extend the drive. However, an offensive pass interference call and a sack moved LSU back to the 32-yard line. Ramos' 38-yard attempt was no good. LSU led New Mexico 10-0 with 9:12 remaining in the first half. The Lobos' first explosive play of the game came from a 38-yard completion from Kendrick to wide receiver Jaden Hullaby to the LSU 42-yard line, but New Mexico was not able to take advantage and was forced to punt after an Ali Gaye tackle for loss and an incompletion. Goodwin extended the LSU lead to 17-0 before the half after a 1-yard touchdown score. Daniels looked poised in the pocket converting a few third down pickups through the air, adding to an impressive 18-for-21 for 224 yards passing. The Tigers went into the locker room up 17-0. On 4th-and-4 with 7:41 to go in the third quarter, Daniels ran for a 16-yard pickup to the Lobos' 29-yard line to move the chains. Nussmeier entered the game for the Tigers on the next play after Daniels went to the medical tent with an injury. Noah Cain extended the Tigers' lead to 24-0 with a 1-yard touchdown run. The Baton Rouge native wasn't finished. Cain took a 49-yard rush the distance on the next offensive possession to extend LSU's lead to 31-0, giving him 63 yards on four carries. Brian Thomas Jr. caught a screen pass from Nussmeier and took at 57 yards for a touchdown, giving the Tigers a 38-0 lead with 13:14 remaining in the contest. This was LSU's first shutout since September 8, 2018, when the Tigers defeated Southeastern, 31-0.

Scoring	1	2	3	4	F
LSU	10	7	14	7	38
New Mexico	0	0	0	0	0

LSU	1Q	9:52	Goodwin 5 yd rush (Ramos kick)
LSU	1Q	2:23	Ramos 31 yd FG
LSU	2Q	0:23	Goodwin 1 yd rush (Ramos kick)
LSU	3Q	5:27	Cain 1 yd rush (Ramos kick)
LSU	3Q	1:45	Cain 49 yd rush (Ramos kick)
LSU	4Q	13:14	Thomas Jr. 57 yd pass from Nussmeier (Ramos kick)

Team Stats	UNM	LSU
FIRST DOWNS	2	28
Rushing	0	11
Passing	2	16
Penalty	0	1
NET YARDS RUSHING	41	219
Rushing Attempts	26	41
Average Per Rush	1.6	5.3
Rushing Touchdowns	0	4
Yards Gained Rushing	71	233
Yards Lost Rushing	30	14
NET YARDS PASSING	47	414
Completions-Attempts-Int	5-7-0	33-39-0
Avg. Per Attempt	6.7	10.6
Avg. Per Completion	9.4	12.5
Passing Touchdowns	0	1
TOTAL OFFENSE YARDS	88	633
Total offense plays	33	80
Avg. Game Per Play	2.7	7.9
Fumbles: Number-Lost	1-0	2-1
Penalties: Number-Yards	2-14	5-60
PUNTS-YARDS	9-389	0-0
Avg. Yard Per Punt	43.2	0
Net Yards Per Punt	40.3	0
Inside 20	2	0
50+ Yards	1	0
Touchbacks	1	0
Fair Catch	2	0
KICKOFF-YARDS	1-62	7-443
Avg. Yard Per Kickoff	62.0	63.3
Net Yards Per Kickoff	39	40.6
Touchbacks	0	3
Fair Catch Yards	0	0
Punt Returns: Number-Yds-TD	0-0-0	4-31-0
Avg. Punt Return	0	7.8
Kick Returns: Number-Yds-TD	3-56-0	1-23-0
Avg. Per Return	18.7	23.0
Interception: Number-Yds-TD	0-0-0	0-0-0
Fumble Returns: Number-Yds-TD	0-0-0	0-0-0
Miscellaneous Yards	0	0
Possession Time	22:50	37:10
1st Quarter	9:00	6:00
2nd Quarter	3:28	11:32
3rd Quarter	5:30	9:30
4th Quarter	4:52	10:08
Third Down Conversions	1-10	7-13
Fourth Down Conversions	0-0	2-3
Red-Zone: Scores-Chances	0-0	4-5
Touchdowns	0-0	3-5
Field Goals	0-0	1-5
Sacks By: Number-Yds	4-12	4-20
PAT Kicks	0-0	5-5
Field Goals	0-0	1-2
Points off Turnover	0	0

LSU RUSHING	Att.	Gain	Lost	Net	TD	Long	Avg.
Noah Cain	11	94	0	94	2	49	8.5
John Emery Jr.	9	45	0	45	0	11	5.0
Jayden Daniels	9	49	12	37	0	23	4.1
Armoni Goodwin	8	24	0	24	2	7	3.0
Josh Williams	4	21	2	19	0	13	4.8
Totals...	41	233	14	219	4	49	5.3

LSU PASSING	Att.	Comp	Int	Yds	TD	Long	Sacks
Jayden Daniels	29	24	0	279	0	51	4
Garrett Nussmeier	10	9	0	135	1	57	0
Totals...	39	33	0	414	1	57	4

LSU RECEIVING	No.	Yds.	TD	Long
Malik Nabers	6	65	0	17
Jack Bech	6	43	0	10
Jaray Jenkins	5	57	0	19
Kyren Lacy	4	41	0	16
Mason Taylor	4	34	0	17
Brian Thomas Jr.	3	76	1	57
Josh Williams	2	31	0	21
Chris Hilton Jr.	1	51	0	51
Kole Taylor	1	11	0	11
Armoni Goodwin	1	5	0	5
Totals...	33	414	1	57

LSU PUNTING	No.	Yds.	Avg.	Long	I20	TB
Jay Bramblett	0	0	0	0	0	0

LSU FIELD GOALS	Att.	Made	Long	KICKS
Damian Ramos	2	1	31	Made: 31

ALL RETURNS	Punts			Kickoffs			Interceptions		
	No.	Yds.	Lg.	No.	Yds.	Lg.	No.	Yds.	Lg.
Jack Bech	2	11	11	0	0	0	0	0	0
Gregory Clayton Jr.	2	20	20	0	0	0	0	0	0
Chris Hilton Jr.	0	0	0	1	23	23	0	0	0

New Mexico

New Mexico RUSHING	Att.	Gain	Lost	Net	TD	Long	Avg.
Nate Jones	8	33	0	33	0	10	4.1
Christian Washinton	2	13	0	13	0	8	6.5
Sherod White	3	9	0	9	0	5	3.0
Jaden Hullaby	2	8	0	9	0	4	4.0
Geordon Porter	2	7	0	7	0	5	3.5
Luke Wysong	3	1	2	-1	0	1	-0.3
Miles Kendrick	5	0	21	-21	0	0	-4.2
Totals...	26	71	30	41	0	10	1.6

New Mexico PASSING	Att.	Comp	Int.	Yds.	TD	Long	Sacks
Miles Kendrick	7	5	0	47	0	38	4

New Mexico RECEIVING	No.	Yds.	TD	Long
Luke Wysong	2	0	0	4
Jaden Hullaby	1	38	0	38
Geordon Porter	1	6	0	6
Nate Jones	1	3	0	3
Totals...	5	47	0	38

New Mexico PUNTING	No.	Yds.	Avg.	Long	I20	TB
Aaron Rodriguez	9	389	43.2	55	2	1

New Mexico FIELD GOALS	Att.	Made	Long	KICKS
Team	0	0	0	Made:

ALL RETURNS	Punts			Kickoffs			Interceptions		
	No.	Yds.	Lg.	No.	Yds.	Lg.	No.	Yds.	Lg.
Christian Washington	0	0	0	3	56	23	0	0	0

Game 5

LSU 21 **October 1, 2022**
Auburn 17 **Jordan-Hare Stadium**
Auburn, Alabama
(87,451)

Football Comes From Behind to Beat Auburn, 21-17

AUBURN, AL – Falling behind 17-0 in the second quarter, LSU scored 21 unanswered points to beat Auburn at Jordan-Hare Stadium on Saturday night, 21-17. LSU improved to 4-1 with the victory, while Auburn dropped to 3-2 on the year. The Tigers return to Death Valley next Saturday for an 11 a.m. kickoff on ESPN against Tennessee. **KEY PERFORMANCES** Jayden Daniels and Garrett Nussmeier combined to go 10-of-26 under center, but Daniels continued to make big plays with his legs when needed, picking up 59 yards and a score on the ground. Sophomore defensive end Jaquelin Roy led the Tigers with six tackles. Senior safety Jay Ward and sophomore defensive end Mekhi Wingo had second-most with five tackles each. True freshman linebacker Harold Perkins and senior safety Greg Brooks both finished with an interception and a strip fumble, respectively. Josh Williams rushed for 68 yards on 17 carries, while John Emery finished with 42 yards on eight carries and a touchdown. **KEY PLAYS** LSU won the toss and deferred to the second half. Auburn received the opening kickoff. LSU defended the north end zone in the first quarter. Robby Ashford evaded pressure and found an open Ja'Varrius Johnson for a 53-yard score to give Auburn an early 7-0 lead with 12:57 in the first quarter. On Auburn's next offensive possession of the game, LSU's defense was able to force a stop as BJ Ojulari and Harold Perkins teamed up to sack Ashford for a 2-yard loss. The Tigers picked up a first down after a 10-yard gain as Daniels scrambled to the Auburn 49-yard line, but that was all for LSU on the drive. Jay Bramblett pinned Auburn at their own 13-yard line with his punt. Williams ran for a 15-yard gain and a first down, but the Tigers were forced to punt after Daniels was sacked for a 6-yard loss by Colby Wooden at the LSU 34. Bramblett pinned Auburn at their own 1-yard line after a booming 65-yard punt, his longest at LSU. At the start of the second quarter, Ashford found Jarquez Hunter for a 61-yard completion over the middle of the field. Ashford then found Camden Brown for an 18-yard touchdown to give Auburn a 14-0 lead with 14:04 remaining in the first half, capping of a six play 99-yard drive. Carlson's 29-yard field goal attempt was good to extend the Auburn lead to 17-0 with 9:38 left. Ojulari stripped Ashford to force a fumble, which was returned 23 yards for a touchdown by Ward to cut Auburn's lead to 17-7 with 6:33 in the half. It marked the first sack fumble return for a touchdown since 2016, when Kwon Alexander and Danielle Hunter did it against Mississippi State. Daniels found Emery, who took a short pass 39 yards to the Auburn 1-yard line. Two plays later, Daniels kept it himself for a 1-yard touchdown run, cutting the deficit to 17-14 with 15 seconds to play, making it 14 unanswered points for LSU heading into the locker room. On 4th-and-10, Auburn decided to go for it. Ashford's pass to Koy Moore fell incomplete for a turnover on downs, giving LSU the ball at their own 47-yard line with 7:06 remaining in the third quarter. Emery rushed for a tough 20-yard touchdown to give LSU the lead 21-17 with 3:32 to go. On 4th-and-11 with 0:18 remaining in the third quarter, Ashford's pass to Dawson was intercepted by Jarrick Bernard-Converse, but LSU was called for a holding penalty to give Auburn an automatic first down. Auburn wasn't able to take advantage as Perkins intercepted Ashford's pass intended for Moore with 12:03 remaining in the game. LSU took over at their own 8-yard line, but the Tigers were not able to cash in any points, going three-and-out with Nussmeier under center. With 5:31 remaining, Bramblett's punt was muffed by Keionte Scott, which was recovered by Bernard-Converse at the Auburn 35-yard line. However, Emery fumbled with 4:56 left to give Auburn the ball back at their own 32-yard line. Brooks gave LSU the ball right back, stripping Moore and returning it 30 yards to the Auburn 45-yard line. Williams picked up a first down on a 6-yard gain to send the Tigers into victory formation.

Scoring	1	2	3	4	F
LSU	0	14	7	0	21
Auburn	7	10	0	0	17

AU	1Q	12:57	Johnson 53 yd pass from Ashford (Carlson kick)
AU	2Q	14:04	Brown 18 yd pass from Ashford (Carlson kick)
AU	2Q	9:38	Carlson 29 yd FG
LSU	2Q	6:33	Ward 23 yd fumble return (Ramos kick)
LSU	2Q	0:15	Daniels 1 yd rush (Ramos kick)
LSU	3Q	3:32	TEmery Jr. 20 yd rush (Ramos kick)

Team Stats	LSU	AUB
FIRST DOWNS	19	20
Rushing	13	9
Passing	2	10
Penalty	4	1
NET YARDS RUSHING	185	101
Rushing Attempts	49	31
Average Per Rush	3.8	3.3
Rushing Touchdowns	2	0
Yards Gained Rushing	211	126
Yards Lost Rushing	26	25
NET YARDS PASSING	85	337
Completions-Attempts-Int	10-26-0	19-39-2
Avg. Per Attempt	3.3	8.6
Avg. Per Completion	8.5	17.7
Passing Touchdowns	0	2
TOTAL OFFENSE YARDS	270	438
Total offense plays	75	70
Avg. Game Per Play	3.6	6.3
Fumbles: Number-Lost	2-1	6-2
Penalties: Number-Yards	10-94	8-80
PUNTS-YARDS	9-400	4-185
Avg. Yard Per Punt	44.4	46.2
Net Yards Per Punt	42.2	46.2
Inside 20	4	2
50+ Yards	2	2
Touchbacks	0	0
Fair Catch	4	3
KICKOFF-YARDS	4-235	4-252
Avg. Yard Per Kickoff	58.8	63.0
Net Yards Per Kickoff	37.2	42.2
Touchbacks	1	2
Fair Catch Yards	0	0
Punt Returns: Number-Yds-TD	0-0-0	3-20-0
Avg. Punt Return	0	6.7
Kick Returns: Number-Yds-TD	2-43-0	3-61-0
Avg. Per Return	21.5	20.3
Interception: Number-Yds-TD	2-27-0	0-0-0
Fumble Returns: Number-Yds-TD	1-23-1	0-0-0
Miscellaneous Yards	0	0
Possession Time	29:07	30:53
1st Quarter	07:01	07:59
2nd Quarter	06:28	08:32
3rd Quarter	07:52	07:08
4th Quarter	07:46	07:14
Third Down Conversions	5-15	6-15
Fourth Down Conversions	0-0	1-2
Red-Zone: Scores-Chances	2-2	2-3
Touchdowns	2-2	1-3
Field Goals	0-2	1-3
Sacks By: Number-Yds	2-8	3-13
PAT Kicks	3-3	2-2
Field Goals	0-0	1-2
Points off Turnover	0	0

LSU RUSHING	Att.	Gain	Lost	Net	TD	Long	Avg.
Josh Williams	17	69	1	68	0	15	4.0
Jayden Daniels	16	76	17	59	1	12	3.7
John Emery Jr.	8	44	2	42	1	20	5.2
Noah Cain	5	22	1	21	0	9	4.2
Totals...	49	211	26	185	2	20	3.8

LSU PASSING	Att.	Comp	Int	Yds	TD	Long	Sacks
Jayden Daniels	20	8	0	80	0	39	3
Garrett Nussmeier	6	2	0	5	0	3	0
Totals...	26	10	0	85	0	39	3

LSU RECEIVING	No.	Yds.	TD	Long
Mason Taylor	3	14	0	6
Malik Nabers	2	26	0	17
Josh Williams	2	0	0	3
John Emery Jr.	1	39	0	39
Kayshon Boutte	1	4	0	4
Jack Bech	1	2	0	2
Totals...	10	85	0	39

LSU PUNTING	No.	Yds.	Avg.	Long	I20	TB
Jay Bramblett	9	400	44.4	65	4	0

LSU FIELD GOALS	Att.	Made	Long	KICKS
Damian Ramos	0	0	0	Made: 0

ALL RETURNS	Punts			Kickoffs			Interceptions		
	No.	Yds.	Lg.	No.	Yds.	Lg.	No.	Yds.	Lg.
Jack Bech	0	0	0	2	43	23	0	0	0
Harold Perkins Jr.	0	0	0	0	0	0	1	-3	0
Greg Brooks Jr.	0	0	0	0	0	0	1	30	30

Auburn RUSHING	Att.	Gain	Lost	Net	TD	Long	Avg.
Tank Bigsby	12	50	5	45	0	23	3.8
Jarquez Hunter	6	35	0	35	0	11	5.8
Robby Ashford	11	37	18	19	0	24	1.7
Ja'Varrius Johnson	1	4	0	4	0	4	4.0
Totals...	31	126	25	101	0	24	3.3

Auburn PASSING	Att.	Comp	Int.	Yds.	TD	Long	Sacks
Robby Ashford	38	19	1	337	2	61	2
Koy Moore	1	0	1	0	0	0	0
Totals...	39	19	2	337	2	61	2

Auburn RECEIVING	No.	Yds.	TD	Long
Koy Moore	4	55	0	31
Tank Bigsby	4	18	0	9
Ja'Varrius Johnson	3	74	1	53
J. Samuel Shenker	3	42	0	27
Jarquez Hunter	2	70	0	61
Tyler Fromm	1	35	0	35
Omari Kelly	1	25	0	25
Camden Brown	1	18	1	18
Totals...	19	337	2	61

Auburn PUNTING	No.	Yds.	Avg.	Long	I20	TB
Oscar Chapman	4	185	46.2	50	2	0

Auburn FIELD GOALS	Att.	Made	Long	KICKS
Anders Carlson	2	1	29	Made: 29

ALL RETURNS	Punts			Kickoffs			Interceptions		
	No.	Yds.	Lg.	No.	Yds.	Lg.	No.	Yds.	Lg.
Keionte Scott	3	20	15	1	16	16	0	0	0
Jarquez Hunter	0	0	0	2	45	25	0	0	0

Game 6

LSU 13
Tennessee 40
 October 8, 2022
 Tiger Stadium
 Baton Rouge, LA
 (102,321)

LSU RUSHING

	Att.	Gain	Lost	Net	TD	Long	Avg.
Jayden Daniels	16	76	38	38	0	17	2.4
Josh Williams	7	11	1	10	1	4	1.4
John Emery	4	4	0	4	0	2	1.0
Noah Cain	1	3	0	3	0	3	3.0
Totals...	28	94	39	55	1	17	2.0

LSU PASSING

	Att.	Comp	Int	Yds	TD	Long	Sacks
Jayden Daniels	45	32	1	300	1	23	5

LSU RECEIVING

	No.	Yds.	TD	Long
Malik Nabers	6	80	0	23
Kayshon Boutte	6	33	1	9
Brain Thomas Jr.	5	37	0	20
Kyren Lacy	4	24	0	7
Jaray Jenkins	3	44	0	22
Noah Cain	3	31	0	20
Mason Taylor	2	22	0	17
Josh Williams	2	15	0	19
Jack Bech	1	14	0	14
Totals...	32	300	1	23

LSU PUNTING

	No.	Yds.	Avg.	Long	I20	TB
Jay Bramblett	4	216	54.0	66	2	1

LSU FIELD GOALS

	Att.	Made	Long	KICKS
Damian Ramos	0	0	0	Made: 0

LSU ALL RETURNS

	Punts			Kickoffs			Interceptions		
	No.	Yds.	Lg.	No.	Yds.	Lg.	No.	Yds.	Lg.
Jack Bech	0	0	0	2	22	12	0	0	0

Tennessee RUSHING

	Att.	Gain	Lost	Net	TD	Long	Avg.
Jabari Small	22	128	1	127	2	49	5.8
Jaylen Wright	12	50	0	50	0	12	4.9
Hendon Hooker	10	63	7	56	0	26	5.6
Dyaln Sampson	2	14	0	14	0	9	7.0
Squirrel White	1	5	0	5	0	5	5.0
Bru McCoy	1	3	0	3	0	3	3.0
TEAM	1	0	1	-1	0	0	-1.0
Totals...	49	272	9	263	2	49	5.4

Tennessee PASSING

	Att.	Comp	Int.	Yds.	TD	Long	Sacks
Robby Ashford	27	17	0	239	2	48	0

Tennessee RECEIVING

	No.	Yds.	TD	Long
Bru McCoy	7	140	0	48
Jalin Hyatt	4	63	2	45
Ramel Keyton	2	19	0	11
Princeton Fant	2	13	0	8
Jabari Small	1	3	0	3
Squirrel White	1	1	0	1
Totals...	17	239	2	48

Tennessee PUNTING

	No.	Yds.	Avg.	Long	I20	TB
Paxton Brooks	2	83	41.5	49	1	0

Tennessee FIELD GOALS

	Att.	Made	Long	KICKS
Chase McGrath	5	4	38	MADE: 32, 32, 35, 38

Tennessee ALL RETURNS

	Punts			Kickoffs			Interceptions		
	No.	Yds.	Lg.	No.	Yds.	Lg.	No.	Yds.	Lg.
Dee Williams	1	58	58	0	0	0	0	0	0
Jimmy Holiday	0	0	0	3	55	25	0	0	0
Trevion Flowers	0	0	0	0	0	0	1	0	0
Totals...	1	58	58	3	55	25	1	0	0

Football Falls to No. 8 Tennessee, 40-13

BATON ROUGE – Hendon Hooker threw for 239 yards and two touchdowns to lead No. 8 Tennessee over No. 25 LSU, 40-13, on Saturday morning in Tiger Stadium. LSU falls to 4-2 with the loss, while the Volunteers improve to 5-0 on the year. The Tigers return to action next Saturday in Gainesville against Florida at 6:00 p.m. CT on ESPN. KEY PERFORMANCES Quarterback Jayden Daniels went 32-of-45 for 300 yards, a touchdown and an interception. Senior linebacker Micah Baskerville recorded a team-high 15 tackles, one for loss with a QB hurry. Seniors Jarrick Bernard-Converse and Greg Brooks finished with 11 and 10 tackles, respectively. Malik Nabers led the offense in receiving with six catches for 80 yards. KEY PLAYS Jack Bech muffed the opening kickoff, which was recovered by the Volunteers. Tennessee set up shop at the LSU 27-yard line. Jabari Small took advantage of LSU's mistake with a 1-yard touchdown run to give Tennessee an quick 7-0 lead out of the gate. Jay Bramblett's 52-yard punt was returned for 58 yards to the LSU 25-yard line by Dee Williams. Brooks stopped Small for no gain on 3rd-and-2, which led to a Chase McGrath's 35-yard field goal to extend Tennessee's lead to 10-0 with 11:08 remaining in the first quarter. On 4th-and-4, Daniels found Kayshon Boutte for a 3-yard gain, but was stopped short of the marker, forcing it a turnover on downs at the Tennessee 11-yard line. The Vols turned it into points, going 68 yards on 11 plays as McGrath converted a 38-yard field goal to lead 13-0. Hooker found Jalin Hyatt for a 45-yard touchdown completion to extend the Tennessee lead to 20-0 with 14:39 to go in the second quarter. With 3:05 remaining in the half, Williams punched in a 1-yard touchdown run to get LSU on the board, capping a 96-yard scoring drive, to cut the deficit to 20-7. The Tigers were efficient on third down, converting 5-of-9 at that point as Daniels was 15-for-20 for 158 yards passing. On the next possession, Hooker led the Vols down to the LSU 35-yard line, but McGrath's 50-yard attempt hit the upright and fell no good. Daniels found Jenkins for a 22-yard completion, but on 4th-and-10 at the Tennessee 45-yard line, Daniels was sacked for an eight yard loss. McGrath's 32-yard attempt was good, adding to Tennessee's lead to make it 23-7. Hooker led Tennessee's offense down the field to open the second half, cashing in with a 14-yard scoring completion to Hyatt. It was a 76-yard drive on nine plays to give the Vols a 30-7 lead with 11:47 remaining in the third quarter. Small rushed up the middle for a gain of five yards and a touchdown, extending Tennessee's lead to 37-7 with 2:13 left in the quarter. Daniels found Boutte for a 5-yard touchdown. The Tigers tried to go for a two-point conversion, but Daniels was sacked for a loss. Tennessee still led LSU 37-13 with 11:32 left in the contest. McGrath converted on a 32-yard field goal to give Tennessee at 40-13 lead.

Scoring

	1	2	3	4	F
LSU	0	7	0	6	13
Tennessee	13	10	14	3	40

Game Log

Q	Time	Play
TEN	1Q 13:46	Small 1 yd rush (McGrath kick)
TEN	1Q 11:08	McGrath 35 yd FG
TEN	1Q 2:26	McGrath 38 yd FG
TEN	2Q 14:39	Hyatt 45 yd pass from Hooker (McGrath kick)
LSU	2Q 3:05	Williams 1 yd rush (Ramos kick)
TEN	2Q 0:00	McGrath 32 yd FG
TEN	3Q 11:47	Hyatt 14 yd pass from Hooker (McGrath kick)
TEN	3Q 2:13	Small 5 yd rush (McGrath kick)
LSU	4Q 11:32	Boutte 5 yd pass from Daniels (Daniels rush failed)
TEN	4Q 2:39	McGrath 32 yd FG

Team Stats

	TEN	LSU
FIRST DOWNS	27	24
Rushing	12	5
Passing	11	15
Penalty	4	4
NET YARDS RUSHING	263	55
Rushing Attempts	49	28
Average Per Rush	5.4	2.0
Rushing Touchdowns	2	1
Yards Gained Rushing	272	94
Yards Lost Rushing	9	39
NET YARDS PASSING	239	300
Completions-Attempts-Int	17-28-0	32-45-1
Avg. Per Attempt	8.5	6.7
Avg. Per Completion	14.1	9.4
Passing Touchdowns	2	1
TOTAL OFFENSE YARDS	502	355
Total offense plays	77	73
Avg. Game Per Play	6.5	4.9
Fumbles: Number-Lost	3-0	1-1
Penalties: Number-Yards	12-107	9-81
PUNTS-YARDS	2-83	4-216
Avg. Yard Per Punt	41.5	54.0
Net Yards Per Punt	42.5	34.5
Inside 20	2	2
50+ Yards	0	3
Touchbacks	0	1
Fair Catch	0	1
KICKOFF-YARDS	8-473	3-189
Avg. Yard Per Kickoff	59.1	63.0
Net Yards Per Kickoff	40.9	46.3
Touchbacks	1	0
Fair Catch Yards	99	0
Punt Returns: Number-Yds-TD	1-58-0	0-0-0
Avg. Punt Return	58.0	0.0
Kick Returns: Number-Yds-TD	3-55-0	2-22-0
Avg. Per Return	18.3	11.0
Interception: Number-Yds-TD	1-0-0	0-0-0
Fumble Returns: Number-Yds-TD	0-0-0	0-0-0
Miscellaneous Yards	0	0
Possession Time	30:23	29:37
1st Quarter	05:58	09:02
2nd Quarter	06:34	08:26
3rd Quarter	08:49	06:11
4th Quarter	09:02	05:58
Third Down Conversions	7-16	7-15
Fourth Down Conversions	3-3	0-3
Red-Zone: Scores-Chances	6-6	2-4
Touchdowns	3-6	2-4
Field Goals	3-6	0-4
Sacks By: Number-Yds	5-34	0-0
PAT Kicks	4-4	1-1
Field Goals	4-5	0-0
Points off Turnover	7	0

Game 7

LSU **45** **October 15, 2022**
Florida **35** **Ben Hill Griffin Stadium**
Gainesville Stadium, FL
(90,585)

LSU							
RUSHING							
	Att.	Gain	Lost	Net	TD	Long	Avg.
Josh Williams	14	107	1	106	0	50	7.6
Jayden Daniels	14	54	10	44	3	12	3.1
John Emery Jr.	8	31	0	31	0	10	3.9
Totals...	38	192	13	179	3	50	4.7
PASSING							
	Att.	Comp	Int	Yds	TD	Long	Sacks
Jayden Daniels	32	23	0	349	3	54	1
RECEIVING							
	No.	Yds.	TD	Long			
Kayshon Boutte	6	115	0	40			
Malik Nabers	4	48	0	19			
John Emery Jr.	3	24	1	11			
Jaray Jenkins	2	67	1	54			
Kole Taylor	2	33	0	26			
Brian Thomas Jr.	2	31	1	24			
Kyren Lacy	2	17	0	13			
Josh Williams	1	8	0	8			
Mason Taylor	1	6	0	6			
Totals...	23	349	3	54			
PUNTING							
	No.	Yds.	Avg.	Long	I20	TB	
Jay Bramblett	1	40	40.0	40	0	0	
FIELD GOALS							
	Att.	Made	Long	KICKS			
Damian Ramos	1	1	47	Made: 47			
ALL RETURNS							
	No.	Yds.	Lg.	No.	Yds.	Lg.	Interceptions
Jack Bech	1	-8	0	1	27	27	0
Gregory Clayton Jr.	1	2	2	0	0	0	0
Totals...	2	-6	2	1	27	27	0

Florida							
RUSHING							
	Att.	Gain	Lost	Net	TD	Long	Avg.
Anthony Richardson	9	115	6	109	1	81	12.1
Montrell Johnson Jr.	13	62	5	57	2	39	4.4
Trevor Etienne	8	29	1	28	1	9	3.5
Lorenzo Lingard	3	16	0	16	0	9	5.3
Totals...	33	222	12	210	4	81	6.4
PASSING							
	Att.	Comp	Int.	Yds.	TD	Long	Sacks
Anthony Richardson	25	15	185	0	51	1	51
RECEIVING							
	No.	Yds.	TD	Long			
Xzavier Henderson	4	42	0	12			
Justin Shorter	3	71	1	51			
Ricky Pearsall	2	5	0	29			
Montrell Johnson Jr.	2	5	0	4			
Lorenzon Lingard	1	7	0	7			
Keon Zipperer	1	6	0	6			
Dante Zanders	1	4	0	4			
Trevor Etienne	1	1	0	1			
Totals...	15	185	1	51			
PUNTING							
	No.	Yds.	Avg.	Long	I20	TB	
Jeremy Crawshaw	2	112	56.0	62	2	0	
FIELD GOALS							
	Att.	Made	Long	KICKS			
				MADE:			
ALL RETURNS							
	No.	Yds.	Lg.	No.	Yds.	Lg.	Interceptions
Trevor Etienne	0	0	0	3	100	47	0
Totals...	0	0	0	3	100	47	0

Offense Shines, Powers Football Past Florida, 45-35

GAINESVILLE, Fla. — Quarterback Jayden Daniels accounted for six touchdowns, throwing for 349 yards passing, to lead LSU past Florida, 45-35, on Saturday night at Ben Hill Griffin Stadium. LSU improved to 5-2 and 3-1 in SEC play, while the Gators fell to 4-3, 1-3 in the SEC. The Tigers return to action next Saturday in Tiger Stadium against Ole Miss at 2:30 p.m. CT on CBS. Tickets are available at LSU.tix.net. **KEY PERFORMANCES** Daniels posted a career performance in the Swamp, going 23-of-32 for 349 yards passing and 44 yards rushing. Daniels recorded three touchdown passes through the air and three touchdowns with his legs, joining Joe Burrow as the only LSU players to tally six touchdowns in a single game. Senior linebacker Micah Baskerville recorded a team-high 11 tackles, one for loss with a QB sack. Greg Penn III and Harold Perkins Jr. finished with six and five tackles, respectively. Kayshon Boutte led the offense in receiving with six catches for 115 yards, with a long of 40. Junior running back Josh Williams recorded his first 100-yard game and earned a game ball from Brian Kelly, who became the first head coach to lead LSU to wins at Auburn and at Florida in the same season. **KEY PLAYS** LSU won the toss and deferred to the second half. Trevor Etienne returned the opening kickoff 47 yards to the Gators' 48-yard line. Quarterback Anthony Richardson found wide receiver Justin Shorter over the middle of the field for a 31-yard touchdown connection with 14:01 on the clock. Florida led LSU early, 7-0. On 3rd-and-8, Daniels found Boutte for a 40-yard pickup to the Florida 33. A few plays later, on 3rd-and-15, Daniels found Boutte again through a tight window for a gain of 14 yards to make it 4th-and-1 from the Gators' 13. John Emery Jr. picked up the first down with a 3-yard gain. Daniels found Emery for a 7-yard touchdown pass to cash in a 12 play, 75-yard scoring drive. The game was tied 7-7 with 7:46 to play in the first quarter. Running back Montrell Johnson rushed left for a 39-yard touchdown with 2:00 to go in the first quarter to give Florida a 14-7 advantage. Daniels found Boutte again, who has become the main target tonight, for a 21-yard completion to the Gators' 32. Daniels then found Emery for an 11-yard completion to the Florida 19-yard line. On 3rd-and-8, Daniels' pass to Jaray Jenkins was complete for 13 yards to the UF 4-yard line. Daniels turned a well-executed drive on offense into points with a 1-yard run for a touchdown with 11:55 on the clock, making it 14-14. After forcing the first punt of the contest, Jack Bech muffed the punt from Jeremy Crawshaw, which was recovered by Rocco Underwood at the LSU 13. Richardson and the Florida offense took advantage of the Tigers' mistake, as Johnson rushed left for a 3-yard touchdown with 8:13 to go in the half. The Gators took the lead, 21-14. LSU's offense responded quick. On 3rd-and-10 on the LSU 25, Daniels found Kole Taylor for a 26-yard completion to the Florida 49. Daniels found Thomas for a 24-yard touchdown pass to make it 21-21 with 5:55 to play in the half. On the next offensive possession, Daniels made the Gators' pay on a free play from scrimmage, finding Jenkins for a 54-yard touchdown to make it 28-21. Tigers with 2:24 left in the half. The Tiger defense got a stop before the half, heading into the break with a 28-21 lead. LSU's offense picked up where they left off in the second half as Daniels rushed for a 9-yard touchdown to cap off a 1:43 drive, giving the Tigers a 35-21 lead off 21 unanswered points. The momentum on offense would only continue as Daniels extended the Tigers' lead to 42-21 with a 9-yard rushing touchdown, marking the sixth touchdown on as many drives for the LSU offense that posted 28 unanswered points. Florida responded in a big way as Richardson broke open an 81-yard touchdown run to cut the deficit to 42-28 with 14:46 remaining in the game. With 7:39 to play, Etienne rushed up the middle for a 1-yard touchdown to make it 42-35. LSU placekicker Damian Ramos converted a career-long 47-yard field goal with 1:52 to play to extend LSU's lead to 45-35.

Scoring	1	2	3	4	F
LSU	7	21	14	3	45
Florida	14	0	0	14	35

UFL	1Q	14:01	Shorter 51 yd pass from Richardson (Mihalek kick)			
LSU	1Q	7:46	Emery 7 yd pass from Daniels (Ramos kick)			
UFL	1Q	2:00	Johnson Jr. 39 yd rush (Mihalek kick)			
LSU	2Q	11:55	Daniels 1 yd rush (Ramos kick)			
UFL	2Q	6:13	Johnson Jr. 3 yd rush (Mihalek kick)			
LSU	2Q	5:55	Thomas Jr. 24 yd pass from Daniels (Ramos kick)			
LSU	3Q	2:24	Jenkins 54 yd pass from Daniels (Ramos kick)			
LSU	3Q	13:17	Daniels 9 yd rush (Ramos kick)			
UFL	3Q	1:07	Daniels 9 yd rush (Ramos kick)			
UFL	4Q	14:46	Richardson 81 yd rush (Mihalek kick)			
UFL	4Q	7:39	Etienne 1 yd rush (Mihalek kick)			
LSU	4Q	1:52	Ramos 47 yd FG			

Team Stats	LSU	UFL
FIRST DOWNS	28	19
Rushing	12	9
Passing	15	8
Penalty	1	2
NET YARDS RUSHING	179	210
Rushing Attempts	38	33
Average Per Rush	4.7	6.4
Rushing Touchdowns	3	4
Yards Gained Rushing	192	222
Yards Lost Rushing	13	12
NET YARDS PASSING	349	185
Completions-Attempts-Int	23-32-0	15-26-0
Avg. Per Attempt	10.9	7.1
Avg. Per Completion	15.2	12.3
Passing Touchdowns	3	1
TOTAL OFFENSE YARDS	528	395
Total offense plays	70	59
Avg. Game Per Play	7.5	6.7
Fumbles: Number-Lost	1-1	0-0
Penalties: Number-Yards	5-45	5-50
PUNTS-YARDS	1-40	2-112
Avg. Yard Per Punt	40.0	56.0
Net Yards Per Punt	40	59
Inside 20	0	2
50+ Yards	0	0
Touchbacks	0	0
Fair Catch	0	0
KICKOFF-YARDS	8-519	6-382
Avg. Yard Per Kickoff	64.9	63.7
Net Yards Per Kickoff	36.8	39.7
Touchbacks	0	3
Fair Catch Yards	0	42
Punt Returns: Number-Yds-TD	2-6-0	0-0-0
Avg. Punt Return	-3.0	0.0
Kick Returns: Number-Yds-TD	1-27-0	3-100-0
Avg. Per Return	27.0	33.3
Interception: Number-Yds-TD	0-0-0	0-0-0
Fumble Returns: Number-Yds-TD	0-0-0	0-0-0
Miscellaneous Yards	0	0
Possession Time	31:47	28:13
1st Quarter	08:15	06:45
2nd Quarter	07:18	07:42
3rd Quarter	07:34	07:26
4th Quarter	08:40	06:20
Third Down Conversions	8-12	7-12
Fourth Down Conversions	2-2	0-3
Red-Zone: Scores-Chances	5-5	2-3
Touchdowns	4-5	2-3
Field Goals	1-5	0-3
Sacks By: Number-Yds	1-6	1-8
PAT Kicks	6-6	5-5
Field Goals	1-1	0-0
Points off Turnover	0	7

Game 8

LSU **45** **October 22, 2022**
Ole Miss **20** **Tiger Stadium**
Baton Rouge, LA
(100,821)

LSU							
RUSHING							
	Att.	Gain	Lost	Net	TD	Long	Avg.
Jayden Daniels	23	137	16	121	3	17	5.3
Josh Williams	17	76	0	76	1	9	4.5
Armoni Goodwin	8	55	0	55	0	19	6.9
Totals...	48	268	16	252	4	19	5.2
PASSING							
	Att.	Comp	Int	Yds	TD	Long	Sacks
Jayden Daniels	28	21	0	248	2	38	4
RECEIVING							
	No.	Yds.	TD	Long			
Kayshon Boutte	4	43	0	20			
Malik Nabers	4	37	0	17			
Mason Taylor	3	44	1	38			
Josh Williams	3	25	0	11			
Jaray Jenkins	2	51	1	34			
Brian Thomas Jr.	2	26	0	14			
Kyren Lacy	2	18	0	11			
Armoni Goodwin	1	4	0	4			
Totals...	21	248	2	38			
PUNTING							
	No.	Yds.	Avg.	Long	I20	TB	
Jay Bramblett	2	84	42.0	42	1	0	
FIELD GOALS							
	Att.	Made	Long	KICKS			
Damian Ramos	2	1	23	Made: 23			

ALL RETURNS									
	No.	Yds.	Lg.	No.	Yds.	Lg.	No.	Yds.	Lg.
Noah Cain	0	0	0	1	33	33	0	0	0
Joe Foucha	0	0	0	0	0	0	1	0	0
Totals...	0	0	0	1	33	33	1	0	0

Ole Miss							
RUSHING							
	Att.	Gain	Lost	Net	TD	Long	Avg.
Quinshon Judkins	25	111	0	111	2	18	4.4
Jaxson Dart	10	34	28	6	0	10	0.6
Dayton Wade	1	2	0	2	0	2	2.0
Ulysses Bentley IV	1	0	3	-3	0	0	-3.0
Totals...	37	147	31	116	2	18	3.1
PASSING							
	Att.	Comp	Int.	Yds.	TD	Long	Sacks
Jaxson Dart	34	19	1	284	0	37	3
Jordan Watkins	1	1	0	4	0	4	0
Totals...	35	20	1	288	0	37	3
RECEIVING							
	No.	Yds.	TD	Long			
Malik Heath	8	145	0	31			
Jordan Watkins	5	57	0	24			
Jonathan Mingo	4	69	0	37			
Quinshon Judkins	2	13	0	9			
Ulysses Bentley IV	1	4	0	4			
Totals...	20	288	0	37			
PUNTING							
	No.	Yds.	Avg.	Long	I20	TB	
Fraser Masin	3	136	45.3	65	0	1	
FIELD GOALS							
	Att.	Made	Long	KICKS			
Jonathan Cruz	2	2	48	MADE: 32, 48			

ALL RETURNS									
	No.	Yds.	Lg.	No.	Yds.	Lg.	No.	Yds.	Lg.
Jordan Watkins	2	9	6	0	0	0	0	0	0
Dayton Wade	0	0	0	1	15	15	0	0	0
Matt Jones	0	0	0	1	18	18	0	0	0
Totals...	2	9	6	2	33	18	0	0	0

Football Runs Past No. 7 Ole Miss, 45-20

BATON ROUGE, La. — Quarterback Jayden Daniels accounted for five touchdowns — two passing and three rushing — to lead LSU past No. 7 Ole Miss, 45-20, on Saturday in Tiger Stadium. LSU improved to 6-2 and moved into the lead in the SEC Western Division at 4-1. The Rebels fell to 7-1, 3-1 in the SEC. The Tigers have an open date on Oct. 29 before returning to action on Nov. 5 in Tiger Stadium against Alabama. Quarterback Jaxson Dart found Jordan Watkins for a 24-yard pickup to the LSU 37-yard line. Dart continued to move the ball quickly on the opening drive, connecting with Jonathan Mingo over the middle of the field for 37 yards down to the LSU 1. Quinshon Judkins punched it in from the 1-yard line to give Ole Miss an early 7-0 lead with 13:23 to go in the quarter. On 3rd-and-goal from the Ole Miss 6-yard line, Daniels' pass to Malik Nabers was caught, but caught out of bounds. The Tigers still salvaged points as placekicker Damian Ramos converted a 23-yard field goal to cut the deficit to 7-3 with 8:44 to play. On 4th-and-2 from the LSU 13, Dart's pass to Casey Kelly fell incomplete, but the Tigers were penalized for pass interference, moving the ball to the LSU 6-yard line. Judkins rushed up the middle for a 3-yard touchdown to give the Rebels a 14-3 advantage with 6:01 remaining. Ramos' 42-yard field goal was no good, giving Ole Miss the ball at their own 32. Dart found Malik Heath for a 27-yard completion, advancing the ball to the LSU 29-yard line. On 3rd-and-9 from the LSU 17, Dart's pass to Mingo was complete for 4 yards. Cruz's 32-yard field goal was good, extending the Ole Miss lead to 17-3 with 14:57 to go in the first half. Daniels found Nabers for a pickup of 17 to the LSU 42-yard line. Daniels found Jaray Jenkins for a 34-yard touchdown pass, making it 17-10 Ole Miss with 12:11 remaining in the half. The LSU defense responded with their first three-and-out of the game. Daniels found tight end Mason Taylor on a screen pass, who took it 38 yards down the sideline for an LSU first down to the Ole Miss 40. Daniels then found Boutte on a crossing route for a 20-yard completion, giving the Tigers a first down at the Ole Miss 3-yard line. The drive culminated with Daniels taking a keeper for a 3-yard touchdown to make it a tie game at 17-17 with 8:20 remaining in the half. On 3rd-and-15, Dart was sacked by Harold Perkins Jr. for a 6-yard loss. On 4th-and-21 from the LSU 30, Cruz converted a 48-yard field goal to give Ole Miss the lead back, 20-17, with 4:08 remaining in the first half. Masin's punt went just 27 yards to midfield, giving the Tigers positive field position to start the offensive possession. On 3rd-and-7, Williams carried the ball for six yards, one yard short of the marker. The Tigers went quick with Williams again to pick up the first down with an 8-yard gain. A pass interference call on Ole Miss put LSU at the Rebels' 2-yard line. Three plays later, Daniels found Taylor on 3rd-and-1 for a touchdown connection to give the Tigers their first lead of the contest, 24-20, with 8:25 remaining in the third quarter. Joe Foucha made a one-handed interception of Dart in the end zone and took a knee, giving the Tigers a fresh possession at their own 20-yard line. Daniels did it all to open the fourth quarter, converting a 3rd-and-6 completion to Kyren Lacy for an 11-yard pickup to the Ole Miss 11. On the next play, Daniels rushed left for an 11-yard touchdown run, giving LSU a 31-20 lead with 14:18 remaining in the contest. Daniels' 17-yard touchdown run put LSU up 38-20 with 8:36 to play. Williams' 1-yard touchdown run extended the Tigers' lead to 45-20 with 2:05 to go.

Scoring	1	2	3	4	F
LSU	3	14	7	21	45
Ole Miss	14	6	0	0	20

OLE	1Q	13:23	Judkins 6 yd rush (Cruz kick)
LSU	1Q	8:44	Ramos 23 yd FG
OLE	1Q	6:01	Judkins 3 yd rush (Cruz kick)
OLE	2Q	14:57	Cruz 32 yd FG
LSU	2Q	12:11	Jenkins 34 yd pass from Daniels (Ramos kick)
LSU	2Q	8:20	Daniels 3 yd rush (Ramos kick)
OLE	2Q	4:08	Cruz 48 yd FG
LSU	3Q	8:25	Taylor 1 yd pass from Daniels (Ramos kick)
LSU	4Q	14:18	Daniels 11 yd rush (Ramos kick)
LSU	4Q	8:36	Daniels 17 yd rush (Ramos kick)
LSU	4Q	2:05	Williams 1 yd rush (Ramos kick)

Team Stats	OLE	LSU
FIRST DOWNS	24	35
Rushing	7	17
Passing	12	14
Penalty	5	4
NET YARDS RUSHING	116	252
Rushing Attempts	37	48
Average Per Rush	3.1	5.2
Rushing Touchdowns	2	4
Yards Gained Rushing	147	268
Yards Lost Rushing	31	16
NET YARDS PASSING	288	248
Completions-Attempts-Int	20-35-1	21-28-0
Avg. Per Attempt	8.2	8.9
Avg. Per Completion	14.4	11.8
Passing Touchdowns	0	2
TOTAL OFFENSE YARDS	404	500
Total offense plays	72	76
Avg. Game Per Play	5.6	6.6
Fumbles: Number-Lost	1-0	0-0
Penalties: Number-Yards	10-111	8-71
PUNTS-YARDS	3-136	2-84
Avg. Yard Per Punt	45.3	42.0
Net Yards Per Punt	38.7	37.5
Inside 20	0	1
50+ Yards	1	0
Touchbacks	1	0
Fair Catch	1	0
KICKOFF-YARDS	5-324	8-516
Avg. Yard Per Kickoff	64.8	64.5
Net Yards Per Kickoff	38.2	41.6
Touchbacks	3	6
Fair Catch Yards	25	0
Punt Returns: Number-Yds-TD	2-9-0	0-0-0
Avg. Punt Return	4.5	0.0
Kick Returns: Number-Yds-TD	2-33-0	1-33-0
Avg. Per Return	16.5	33.0
Interception: Number-Yds-TD	0-0-0	1-0-0
Fumble Returns: Number-Yds-TD	0-0-0	0-0-0
Miscellaneous Yards	0	0
Possession Time	23:41	36:19
1st Quarter	07:14	07:46
2nd Quarter	06:03	08:57
3rd Quarter	05:13	09:47
4th Quarter	05:11	09:49
Third Down Conversions	4-13	6-11
Fourth Down Conversions	1-2	1-1
Red-Zone: Scores-Chances	4-5	6-6
Touchdowns	2-5	5-6
Field Goals	2-5	1-6
Sacks By: Number-Yds	4-16	3-26
PAT Kicks	2-2	6-6
Field Goals	2-2	0-0
Points off Turnover	0	7

Game 9

LSU **32** November 5, 2022
Alabama **31** Tiger Stadium
 Baton Rouge, LA
 (102,321)

LSU RUSHING

	Att.	Gain	Lost	Net	TD	Long	Avg.
Jayden Daniels	18	112	17	95	1	31	5.3
Josh Williams	7	54	0	54	1	16	7.7
John Emery Jr.	5	26	0	26	0	9	5.2
Armoni Goodwin	1	7	0	7	0	7	7.0
Malik Nabers	1	5	0	5	0	5	5.0
Noah Cain	1	0	1	-1	0	0	-1.0
Totals...	34	204	19	185	2	31	5.4

LSU PASSING

	Att.	Comp	Int	Yds	TD	Long	Sacks
Jayden Daniels	32	22	0	182	2	30	6

LSU RECEIVING

	No.	Yds.	TD	Long
Kayshon Boutte	7	51	0	17
Malik Nabers	6	49	0	22
Mason Taylor	3	36	1	15
Josh Williams	3	7	0	5
John Emery Jr.	2	34	1	30
Kyren Lacy	1	5	0	5
Totals...	22	182	2	30

LSU PUNTING

	No.	Yds.	Avg.	Long	I20	TB
Jay Bramblett	6	251	41.8	55	3	1

LSU FIELD GOALS

	Att.	Made	Long	KICKS
Damian Ramos	1	1	32	Made: 32

LSU ALL RETURNS

	Punts			Kickoffs			Interceptions		
	No.	Yds.	Lg.	No.	Yds.	Lg.	No.	Yds.	Lg.
Noah Cain	0	0	0	3	62	23	0	0	0
J. Bernard-Converse	0	0	0	0	0	0	1	0	0
Totals...	0	0	0	3	62	23	1	0	0

Alabama RUSHING

	Att.	Gain	Lost	Net	TD	Long	Avg.
Jahmyr Gibbs	15	100	1	99	0	34	6.6
Jase McClellan	4	17	0	17	0	7	4.2
Roydell Williams	7	11	0	11	2	2	1.6
Totals...	30	148	11	137	2	34	4.6

Alabama PASSING

	Att.	Comp	Int.	Yds.	TD	Long	Sacks
Bryce Young	51	25	1	328	1	65	2

Alabama RECEIVING

	No.	Yds.	TD	Long
Jahmyr Gibbs	8	64	0	14
Ja'Corey Brooks	7	97	1	41
Cameron Latu	3	50	0	21
Jase McClellan	2	74	0	65
Jermaine Burton	2	19	0	15
Jojo Earl	1	15	0	15
Roydell Williams	1	5	0	5
Kobe Prentice	1	4	0	4
Totals...	25	328	1	65

Alabama PUNTING

	No.	Yds.	Avg.	Long	I20	TB
James Burnip	4	199	49.8	58	0	0

Alabama FIELD GOALS

	Att.	Made	Long	KICKS
Will Reichard	4	4	46	MADE: 29, 36, 38, 46

Alabama ALL RETURNS

	Punts			Kickoffs			Interceptions		
	No.	Yds.	Lg.	No.	Yds.	Lg.	No.	Yds.	Lg.
Totals...	0	0	0	0	0	0	0	0	0

LSU Tops Alabama on Gutsy OT Conversion, 32-31

BATON ROUGE — No. 15 LSU saw an opportunity to beat No. 6 Alabama. The Tigers didn't pass it up. Instead, first-year head coach Brian Kelly elected to attempt a two-point conversion while trailing 31-30 in the first overtime period in the south end of Tiger Stadium. LSU quarterback Jayden Daniels didn't hesitate, sprinting steps to his right and completing the 3-yard pass to freshman tight end Mason Taylor, who scored just inside the front-right corner of the end zone to send the crowd into a frenzy, spilling onto the field. **KEY PLAYS** On 3rd-and-6 from LSU's own 33-yard line, Daniels found Malik Nabers for a six yard reception. Alabama was penalized for roughing the passer, which added an extra 15 yards to the end of the catch. Nothing came from it as the Tigers were forced to punt on their first possession. Bryce Young found Ja'Corey Brooks for a 19-yard completion on the opening play of the drive for Alabama. Young then found Cameron Latu for a 21-yard connection to advance the ball to the LSU 45. Inside the red zone, Young was picked off by Jarrick Bernard-Converse. On LSU's next offensive possession, Daniels found Emery for a 4-yard gain and picked up an added 15 yards after the Tide were penalized for a personal foul. However, on 3rd-and-11 from the Alabama 44, Daniels' pass to Jenkins fell incomplete, forcing the Tigers to punt. The first quarter was dominated by defense as the Tide accounted for just 85 yards of offense, while LSU tallied 55. On the opening play of the second quarter, Daniels found Mason Taylor for a pick up of 14 yards to the Alabama 46, but Daniels was sacked on 3rd-and-11 to force a Bramblett punt. Daniels found Emery, who used every bit of the sideline to take a 30-yard reception the distance, giving LSU the lead 7-0. Young responded on the next possession, finding McClellan for a 65-yard completion over the middle of the field. Thanks to the tackle from Major Burns, the defense was able to hold the Crimson Tide to just a field goal. Perkins sacked Young on third down for a 6-yard loss. Reichard converted on a 29-yard attempt to make it 7-3 LSU. On the opening possession of the second half, Young found McClellan for a 9-yard gain on 3rd-and-10 from their own 39, he was stopped short of the marker by Mekhi Garner. The Tide went for it and picked up the first down on a two yard rush by Roydell Williams. Alabama went for it again on fourth down, this time from the LSU 41-yard line, converting for a second time on a two yard rush from Williams. Ojulari sacked Young for a four yard loss, moving the ball back to the LSU 28. Reichard's 38-yard attempt was good, giving Alabama their first lead of the contest at 9-7. Daniels avoided pressure and managed to escape the pocket and pick up 21 yards over the middle of the field. Williams added another big rush for LSU on the drive with a 16-yard gain, putting the Tigers inside the red zone. On 3rd-and-7, Daniels found Boutte for a 9-yard completion to the Alabama 9. Williams capped off an 11 play drive that spanned 4:41 with a two yard rushing touchdown to give LSU the lead back, 14-9. To open the fourth quarter, Gibbs busted open a 34-yard gain over the middle of the field to the LSU 42. Williams rushed for a two yard touchdown to give Alabama the lead back, 15-14, but the Tide did not convert the two-point conversion attempt. 12:37 remained in the game. Ramos' 32-yard field goal was good, making it 17-15 Tigers with 6:52 remaining. Young completed a 41-yard touchdown pass to Ja'Corey Brooks, giving the Tide the lead back 21-17 with 4:44 to play. **REGULATION ENDS IN TIE** With 1:47 to play, Jayden Daniels gave LSU a 24-21 advantage with a 7-yard touchdown pass to freshman tight end Mason Taylor in the left corner of the end zone. With three 15-yard completions by Young, Alabama advanced to the LSU 28 where Will Reichard made a 46-yard field goal to tie the game with 21 seconds to play. **OVERTIME** LSU won the coin toss and elected to play defense in the south end zone. On the first possession, the Tide scored on a 1-yard touchdown run by Roydell Williams two plays after a long video review to confirm that a pass from Bryce Young was not tipped at the line by LSU's Mekhi Wingo. The play was ruled pass interference. Alabama led 31-24. On the first play of LSU's overtime possession, quarterback Jayden Daniels scrambled 25 yards to paydirt, cutting the Crimson Tide advantage to 31-30. LSU Head Coach Brian Kelly decided it was time to win, calling for a two-point play. Daniels rifled a pass into the right flat to freshman tight end Mason Taylor, who caught the ball at the 1 and fell just inside the pylon for the victory.

Scoring

	1	2	3	4	OT	F
LSU	0	7	7	10	8	32
Alabama	0	6	3	15	7	31

Game Log

Time	Q	Score	Play
2Q	9:46	LSU 7-0	Emery Jr. 30 yd pass from Daniels (Ramos kick)
ALA 2Q	5:56	LSU 7-0	Reichard 29 yd FG
ALA 2Q	0:00	LSU 14-0	Reichard 36 yd FG
ALA 3Q	8:11	LSU 14-0	Reichard 38 yd FG
LSU 3Q	3:30	LSU 21-0	Williams 2 yd rush (Ramos kick)
ALA 4Q	12:37	LSU 21-7	Williams 2 yd rush (Reichard kick)
LSU 4Q	6:52	LSU 28-7	Ramos 32 yd FG
ALA 4Q	4:44	LSU 28-14	Brooks 41 yd pass from Young (Reichard kick)
LSU 4Q	1:47	LSU 35-14	Taylor 7 yd pass from Daniels (Ramos kick)
ALA 4Q	0:21	LSU 35-21	Reichard 46 yd FG
ALA OT	0:00	LSU 35-28	Williams 1 yd rush (Reichard kick)
LSU OT	0:00	LSU 35-31	Daniels 25 yd rush (Taylor pass from Daniels)

Team Stats

	ALA	LSU
FIRST DOWNS	25	22
Rushing	9	6
Passing	14	11
Penalty	2	5
NET YARDS RUSHING	137	185
Rushing Attempts	30	34
Average Per Rush	4.6	5.4
Rushing Touchdowns	2	2
Yards Gained Rushing	148	204
Yards Lost Rushing	11	19
NET YARDS PASSING	328	182
Completions-Attempts-Int	25-51-1	22-32-0
Avg. Per Attempt	6.4	5.7
Avg. Per Completion	13.1	8.3
Passing Touchdowns	1	2
TOTAL OFFENSE YARDS	465	367
Total offense plays	81	66
Avg. Game Per Play	5.7	5.6
Fumbles: Number-Lost	1-0	0-0
Penalties: Number-Yards	9-92	7-64
PUNTS-YARDS	4-199	6-251
Avg. Yard Per Punt	49.8	41.8
Net Yards Per Punt	49.8	38.5
Inside 20	0	3
50+ Yards	2	2
Touchbacks	0	1
Fair Catch	0	2
KICKOFF-YARDS	6-382	5-323
Avg. Yard Per Kickoff	63.7	64.6
Net Yards Per Kickoff	40.8	38
Touchbacks	2	4
Fair Catch Yards	25	0
Punt Returns: Number-Yds-TD	0-0-0	0-0-0
Avg. Punt Return	0.0	0.0
Kick Returns: Number-Yds-TD	0-0-0	3-62-0
Avg. Per Return	0.0	20.7
Interception: Number-Yds-TD	0-0-0	1-0-0
Fumble Returns: Number-Yds-TD	0-0-0	0-0-0
Miscellaneous Yards	0	0
Possession Time	28:00	32:00
1st Quarter	05:49	09:11
2nd Quarter	08:32	06:28
3rd Quarter	07:42	07:18
4th Quarter	05:57	09:03
Third Down Conversions	6-16	5-12
Fourth Down Conversions	2-2	0-0
Red-Zone: Scores-Chances	5-6	3-3
Touchdowns	2-6	2-3
Field Goals	3-6	1-3
Sacks By: Number-Yds	6-15	2-10
PAT Kicks	1-1	3-3
Field Goals	4-4	1-1
Points off Turnover	0	0

Game 10

LSU **32** November 12, 2022
Arkansas **31** Donald W Reynolds Stadium
 Fayetteville, Arkansas
 (73,750)

Football Secures Gritty Win Over Arkansas, 13-10

FAYETTEVILLE – Freshman linebacker Harold Perkins stripped Arkansas quarterback Cade Fortin with 1:19 remaining to secure the victory for LSU at Reynolds Razorback Stadium on Saturday afternoon. LSU improves to 8-2 overall and 6-1 in the SEC. Arkansas falls to 5-5 overall and 2-4 in the conference. **KEY PERFORMANCES** Perkins was dominant against the Hogs, recording eight tackles, four for loss, four sacks, two forced fumbles, one pass break up and a quarterback hurry. Greg Penn led the unit in tackles with nine. BJ Ojulari had seven tackles, too, along with a quarterback hurry. Josh Williams tallied 122 yards on 19 carries, averaging 6.4 yards per touch, with a touchdown. The running game posted 198 yards total on the game. **KEY PLAYS** On 3rd-and-18 from LSU's own 27-yard line, Williams picked up a first down on a 20-yard rush. However, that was all on the drive as Daniels was intercepted by Latatvius Brini at the Arkansas 43. The Tigers forced a quick stop on a three-and-out after B.J. Ojulari stopped Malik Hornsby for a one-yard rush up the middle on 3rd-and-6. Cam Little put the Razorbacks on the board first with a 28-yard field goal. Arkansas led 3-0 with 4:48 remaining in the first quarter. Daniels was stripped by Jordan Domineck and recovered by Brini at the LSU 10-yard line. On 3rd-and-goal, Penn stopped Hornsby for a one-yard loss and then the Hogs elected to go for it on 4th-and-goal from the 3-yard line, but Mekhi Wingo stopped Hornsby for no gain. Hornsby rushed left, but was stopped by Perkins, who forced a fumble and was recovered by Ojulari at the Arkansas 37. Damian Ramos' 38-yard attempt was good, making it 3-3 with 9:28 left in the half. John Emery opened up LSU's next offensive possession with a 32-yard gain over the middle of the field, setting up a 29-yard field goal with 1:51 left in the half from Ramos to give the Tigers their first lead of the game at 6-3. LSU and Arkansas combined for 53 pass yards in the first half. The Tigers found some momentum in the running game, rushing for 104 yards on the ground in the first 20 minutes. On 4th-and-2, Ojulari and Ali Gaye sacked Hornsby for a 12-yard loss, forcing a turnover on downs at the Arkansas 40 with 7:16 to play in the third quarter. Daniels found Kayshon Boutte for a 26-yard completion to put the Tigers at the Arkansas 1-yard line. Williams punched it in for the first touchdown of the game, making it 13-3 LSU with 5:25 left. On 3rd-and-17, Cade Fortin found Matt Landers for a 29-yard pickup over the middle of the field. A few plays later, Fortin rushed for a 17-yard gain to the LSU 38. Fortin then found Landers again for a 40-yard touchdown pass with 13:17 remaining to make it 13-10. On first down, with 8:34 to play, Daniels found Nabers for a 12-yard connection and first down to the LSU 29. On 3rd-and-7, Daniels found Boutte for a six yards, just short of the marker. The Tigers went for it on fourth down, but Williams was stopped for no gain and a turnover on downs. On 3rd-and-10, Perkins forced an incompletion at the LSU 40. The Hogs punted the ball down to the LSU 12. With 1:19 remaining, Perkins forced another fumble from Fortin to secure the victory.

Scoring	1	2	3	4	F
LSU	0	6	7	0	13
Arkansas	3	0	0	7	10

ARK	1Q	4:48	Little 28 yd FG
LSU	2Q	9:28	Ramos 38 yd FG
LSU	2Q	1:51	Ramos 29 yd FG
LSU	3Q	5:25	Williams 1 yd rush (Ramos kick)
ARK	4Q	13:17	Landers 40 yd pass from Fortin (Little kick)

Team Stats	LSU	ARK
FIRST DOWNS	15	15
Rushing	11	11
Passing	4	4
Penalty	0	0
NET YARDS RUSHING	198	133
Rushing Attempts	51	46
Average Per Rush	3.9	2.9
Rushing Touchdowns	1	0
Yards Gained Rushing	246	184
Yards Lost Rushing	48	51
NET YARDS PASSING	86	116
Completions-Attempts-Int	8-15-1	12-22-0
Avg. Per Attempt	5.7	5.3
Avg. Per Completion	10.8	9.7
Passing Touchdowns	0	1
TOTAL OFFENSE YARDS	284	249
Total offense plays	66	68
Avg. Game Per Play	4.3	3.7
Fumbles: Number-Lost	1-1	2-2
Penalties: Number-Yards	7-44	2-15
PUNTS-YARDS	6-261	7-277
Avg. Yard Per Punt	43.5	39.6
Net Yards Per Punt	41.2	36.7
Inside 20	1	3
50+ Yards	2	1
Touchbacks	0	1
Fair Catch	2	2
KICKOFF-YARDS	4-256	3-193
Avg. Yard Per Kickoff	64.0	64.3
Net Yards Per Kickoff	37.5	45
Touchbacks	2	4
Fair Catch Yards	24	0
Punt Returns: Number-Yds-TD	0-0-0	3-14-0
Avg. Punt Return	0.0	4.7
Kick Returns: Number-Yds-TD	1-18-0	0-0-0
Avg. Per Return	18.0	0.0
Interception: Number-Yds-TD	0-0-0	1-5-0
Fumble Returns: Number-Yds-TD	0-0-0	1-2-0
Miscellaneous Yards	0	0
Possession Time	32:44	27:16
1st Quarter	08:15	06:45
2nd Quarter	09:23	05:37
3rd Quarter	04:56	10:04
4th Quarter	10:10	04:50
Third Down Conversions	4-14	6-17
Fourth Down Conversions	1-2	0-2
Red-Zone: Scores-Chances	3-3	1-2
Touchdowns	1-3	0-2
Field Goals	2-3	1-2
Sacks By: Number-Yds	5-40	7-41
PAT Kicks	1-1	1-1
Field Goals	2-2	1-1
Points off Turnover	0	0

LSU RUSHING	Att.	Gain	Lost	Net	TD	Long	Avg.
Josh Williams	19	122	0	122	1	31	6.4
John Emery Jr.	3	40	0	40	0	32	13.3
Noah Cain	5	25	0	25	0	13	5.0
Jayden Daniels	19	53	43	10	0	20	0.5
Armoni Goodwin	2	6	0	6	0	3	3.0
TEAM	3	0	5	-5	0	0	-1.7
Totals...	51	246	48	196	1	32	3.9

PASSING	Att.	Comp	Int	Yds	TD	Long	Sacks
Jayden Daniels	15	8	1	86	0	26	7

RECEIVING	No.	Yds.	TD	Long
Kayshon Boutte	4	49	0	26
Malik Nabers	2	24	0	12
Josh Williams	1	9	0	9
Jaray Jenkins	1	4	0	4
Totals...	8	86	0	26

PUNTING	No.	Yds.	Avg.	Long	I20	TB
Jay Bramblett	6	261	43.5	52	1	0

FIELD GOALS	Att.	Made	Long	KICKS
Damian Ramos	2	2	38	Made: 38

ALL RETURNS	Punts			Kickoffs			Interceptions		
No.	Yds.	Lg.	No.	Yds.	Lg.	No.	Yds.	Lg.	
Noah Cain	0	0	0	1	18	18	0	0	0
Totals...	0	0	0	1	18	18	0	0	0

Arkansas

Arkansas RUSHING	Att.	Gain	Lost	Net	TD	Long	Avg.
Raheim Sanders	12	46	0	46	0	14	3.8
Malik Hornsby	18	79	42	37	0	14	2.1
AJ Green	7	31	0	31	0	10	4.4
Cade Fortin	5	24	7	17	0	17	3.4
Rashod Dubinion	3	4	2	2	0	3	0.7
jadon Haselwood	1	0	0	0	0	0	0.0
Totals...	46	184	51	133	0	17	2.9

PASSING	Att.	Comp	Int.	Yds.	TD	Long	Sacks
Cade Fortin	13	8	0	92	1	40	2
Malik Hornsby	9	4	0	24	0	11	3
Totals...	22	12	0	116	1	40	5

RECEIVING	No.	Yds.	TD	Long
Jadon Haselwood	5	39	0	14
Matt Landers	2	69	1	40
Raheim Sanders	2	0	0	2
Ketron Jackson Jr.	1	4	0	4
Bryce Stepehens	1	3	0	3
Rashod Dubinion	1	1	0	1
Totals...	20	116	1	40

PUNTING	No.	Yds.	Avg.	Long	I20	TB
Reid Bauer	6	246	41.0	52	2	1
Max Fletcher	1	31	31.0	31	1	0

FIELD GOALS	Att.	Made	Long	KICKS
Cam Little	1	1	28	MADE: 28

ALL RETURNS	Punts			Kickoffs			Interceptions		
No.	Yds.	Lg.	No.	Yds.	Lg.	No.	Yds.	Lg.	
Bryce Stephens	3	14	14	0	0	0	0	0	0
Latavius Brini	0	0	0	0	0	0	1	5	5
Totals...	3	14	14	0	0	0	1	5	5

Game 11

LSU **41** November 19, 2022
UAB **10** Tiger Stadium
 Baton Rouge, LA
 (97,367)

LSU							
RUSHING							
	Att.	Gain	Lost	Net	TD	Long	Avg.
Jayden Daniels	12	112	1	111	1	28	9.2
Noah Cain	13	76	0	76	3	15	5.8
Derrick Davis Jr.	5	29	1	28	0	16	5.6
Nick Demas	2	5	0	5	0	5	2.5
Totals...	41	268	2	266	5	28	6.5

PASSING							
	Att.	Comp	Int	Yds	TD	Long	Sacks
Jayden Daniels	29	22	0	297	1	47	1
Garrett Nussmeier	2	1	0	2	0	2	0

RECEIVING				
	No.	Yds.	TD	Long
Malik Nabers	7	129	0	47
Brian Thomas Jr.	4	21	1	8
Jack Bech	3	61	0	29
Mason Taylor	3	39	0	15
Jaray Jenkins	2	29	0	25
Kyren Lacy	2	12	0	14
Noah Cain	1	6	0	6
Jack Mashburn	1	2	0	2
Totals...	23	299	1	47

PUNTING					
	No.	Yds.	Avg.	Long	TB
Jay Bramblett	1	44	44.0	44	0

FIELD GOALS				
	Att.	Made	Long	KICKS
Damian Ramos	0	0	0	Made:

ALL RETURNS									
Punts			Kickoffs			Interceptions			
No.	Yds.	Lg.	No.	Yds.	Lg.	No.	Yds.	Lg.	
Gregory Clayton Jr.	3	-1	2	0	0	0	0	0	0
Noah Cain	0	0	0	1	20	20	0	0	0
Totals...	3	-1	2	1	20	20	0	0	0

UAB							
RUSHING							
	Att.	Gain	Lost	Net	TD	Long	Avg.
DeWayne McBride	13	35	1	34	1	6	2.6
Jermaine Brown Jr.	6	28	4	24	0	9	4.0
Lee Witherspoon	1	0	4	-4	0	0	-4.0
Dylan Hopkins	2	0	6	-6	0	0	-3.0
Totals...	22	63	15	48	1	9	2.2

PASSING							
	Att.	Comp	Int.	Yds.	TD	Long	Sacks
Dylan Hopkins	29	14	0	158	0	27	1
Jacob Zeno	6	3	0	53	0	36	0
Totals...	35	17	0	211	0	36	1

RECEIVING				
	No.	Yds.	TD	Long
Trea Shropshire	4	54	0	36
Bryce Damous	3	56	0	27
Samario Rudolph	2	27	0	20
Dallas Payne	2	17	0	13
Fred Farrier	2	12	0	15
TJ Jones	1	27	0	27
Dexter Boykin	1	7	0	7
DeWayne McBride	1	6	0	6
Terrell McDonald	1	5	0	5
Totals...	17	211	0	36

PUNTING					
	No.	Yds.	Avg.	Long	TB
Kyle Greenwell	6	275	45.8	55	0

FIELD GOALS				
	Att.	Made	Long	KICKS
Matt Quinn	1	1	29	MADE: 29

ALL RETURNS									
Punts			Kickoffs			Interceptions			
No.	Yds.	Lg.	No.	Yds.	Lg.	No.	Yds.	Lg.	
Starling Thomas V	1	0	0	1	23	23	0	0	0
Jermaine Brown Jr.	0	0	0	1	66	66	0	0	0
Totals...	1	0	0	2	89	66	0	0	0

Football Posts Complete Win on Senior Night

BATON ROUGE – Jayden Daniels posted one of his most efficient outings of the season, throwing for 297 yards and running for 129 as No. 6 LSU defeated UAB 41-10 on Senior Night. LSU improved to 9-2 on the season. The Tigers return to action next Saturday in College Station against Texas A&M at 6 p.m. CT on ESPN. KEY PERFORMANCES Daniels went 22-of-29 for 297 yards passing with a touchdown and 129 yards rushing with a touchdown and zero turnovers. Greg Penn III led the team in tackles with eight, while Harold Perkins Jr. recorded five, two for loss and a pass break up. Malik Nabers led the offense in receiving with seven catches for 129 yards, with a long of 47. Brian Thomas caught the Tigers' lone touchdown pass in the fourth quarter. KEY PLAYS On the second play from scrimmage, Daniels found Nabers for a 47-yard connection, quickly putting LSU at the UAB 27. On 3rd-and-goal from the 2, Emery rushed for a 2-yard touchdown to give the Tigers an early 7-0 advantage with 10:44 remaining in the first quarter. Jermaine Brown returned Nathan Dibert's kickoff 66 yards to the LSU 35 and was brought down by Jaray Jenkins. DeWayne McBride took advantage of good field position with a 5-yard touchdown rush, making it 7-7 with 9:19 to play. Marching inside UAB territory, Daniels found Jaray Jenkins for a 25-yard pickup to the UAB 5. Noah Cain answered right back with a 5-yard touchdown run of his own, putting LSU back on top 14-7 at 5:59. Daniels led the offense on an eight play drive that went 75 yards in 3:20. On 3rd-and-5 from the LSU 6, Ali Gaye sacked UAB quarterback Dylan Hopkins. To open the second quarter, Matt Quinn knocked through a 29-yard field goal to make it 14-10 LSU with 14:57 to go in the first half. Daniels found Nabers for a 37-yard completion to put the Tigers inside the red zone, but the drive would not continue as Emery fumbled, giving possession back to UAB at the 8-yard line. On 3rd-and-7 from the UAB 34, Daniels avoided pressure and broke out of the pocket for a 23-yard pickup with his legs and an LSU first down. Cain rushed for a 1-yard touchdown to extend the Tigers' lead to 21-10 with 5:20 remaining in the half. On 4th-and-3 from the LSU 44, the Blazers elected to go for it, but Hopkins' pass to Rudolph fell incomplete for a turnover on downs. Daniels quickly put the Tigers inside the red zone with a 28-yard rush to the UAB 14. Daniels then found Mason Taylor for a 13-yard connection to the UAB 1, where Cain punched it in for a touchdown on the next play, giving LSU a 28-10 lead with 40 seconds to go before the break. Daniels picked up 15 yards with his legs to the UAB 27 with an added 15 yards after a late hit out of bounds penalty was enforced at the end of the run. From the UAB 2, Daniels kept it himself for a two yard rushing score, extending the lead to 34-10 for the Tigers at 6:50. On 4th-and-9 from the LSU 24, Hopkins' pass to Rudolph fell incomplete for a turnover on downs. However, on the first play of the fourth quarter, Emery fumbled and UAB recovered at their own 28. On 3rd-and-goal from the 5, Daniels found Brian Thomas for a touchdown connection, making it 41-10 LSU with 9:46 to go.

Scoring	1	2	3	4	F
LSU	14	14	6	7	41
UAB	7	3	0	0	10

LSU	1Q	10:44	Emery Jr. 2 yd rush (Ramos kick)
UAB	1Q	9:19	McBride 5 yd rush (Quinn kick)
LSU	1Q	5:59	Cain 5 yd rush (Ramos kick)
UAB	2Q	14:57	Quinn 29 yd FG
LSU	2Q	5:20	Cain 1 yd rush (Ramos kick)
LSU	2Q	0:40	Cain 1 yd rush (Ramos kick)
LSU	3Q	6:50	Daniels 2 yd rush (Ramos kick missed)
LSU	4Q	9:46	Thomas Jr. 5 yd pass from Daniels (Finison kick)

Team Stats	UAB	LSU
FIRST DOWNS	12	31
Rushing	3	15
Passing	8	13
Penalty	1	3
NET YARDS RUSHING	48	266
Rushing Attempts	22	41
Average Per Rush	2.2	6.5
Rushing Touchdowns	1	5
Yards Gained Rushing	63	268
Yards Lost Rushing	15	2
NET YARDS PASSING	211	299
Completions-Attempts-Int	17-35-0	23-31-0
Avg. Per Attempt	6.0	9.6
Avg. Per Completion	12.4	13.0
Passing Touchdowns	0	1
TOTAL OFFENSE YARDS	259	565
Total offense plays	57	72
Avg. Game Per Play	4.5	7.8
Fumbles: Number-Lost	0-0	2-2
Penalties: Number-Yards	8-73	3-39
PUNTS-YARDS	6-275	1-44
Avg. Yard Per Punt	45.8	44.0
Net Yards Per Punt	48.5	44
Inside 20	1	1
50+ Yards	2	0
Touchbacks	0	0
Fair Catch	1	0
KICKOFF-YARDS	3-194	7-447
Avg. Yard Per Kickoff	64.7	63.9
Net Yards Per Kickoff	41.3	33.3
Touchbacks	2	5
Fair Catch Yards	0	0
Punt Returns: Number-Yds-TD	1-0-0	3--1-0
Avg. Punt Return	0.0	-0.3
Kick Returns: Number-Yds-TD	2-69-0	1-20-0
Avg. Per Return	44.5	20.0
Interception: Number-Yds-TD	0-0-0	0-0-0
Fumble Returns: Number-Yds-TD	0-0-0	0-0-0
Miscellaneous Yards	0	0
Possession Time	26:51	33:09
1st Quarter	07:24	07:36
2nd Quarter	06:42	08:18
3rd Quarter	07:23	07:37
4th Quarter	05:22	09:38
Third Down Conversions	4-14	11-13
Fourth Down Conversions	0-3	0-1
Red-Zone: Scores-Chances	2-3	6-7
Touchdowns	1-3	6-7
Field Goals	1-3	0-7
Sacks By: Number-Yds	1-1	1-6
PAT Kicks	1-1	5-6
Field Goals	1-1	0-0
Points off Turnover	0	0

Game 12

LSU **23** November 26, 2022
Texas A&M **38** Kyle Field
 College Station, TX
 (93,578)

LSU								
RUSHING								
	Att.	Gain	Lost	Net	TD	Long	Avg.	
Jayden Daniels	12	97	13	84	0	24	7.0	
John Emery Jr.	9	55	0	55	3	19	6.1	
Noah Cain	11	48	0	48	0	12	4.4	
Totals...	32	200	13	187	3	24	5.8	
PASSING								
	Att.	Comp	Int	Yds	TD	Long	Sacks	
Jayden Daniels	35	21	0	189	0	22	1	
Garrett Nussmeier	1	1	0	8	0	8	0	
RECEIVING								
	No.	Yds.	TD	Long				
Malik Nabers	7	69	0	18				
Kayshon Boutte	4	43	0	22				
John Emery Jr.	3	11	0	8				
Noah Cain	2	25	0	15				
Mason Taylor	2	10	0	6				
Jack Bech	1	15	0	15				
Jaray Jenkins	1	11	0	11				
Kyren Lacy	1	8	0	8				
Brian Thomas Jr.	1	5	0	5				
Totals...	22	197	0	22				
PUNTING								
	No.	Yds.	Avg.	Long	I20	TB		
Jay Bramblett	4	166	41.5	49	2	1		
FIELD GOALS								
	Att.	Made	Long	KICKS				
Damian Ramos	1	1	34	Made: 34				
ALL RETURNS								
Punts			Kickoffs			Interceptions		
No.	Yds.	Lg.	No.	Yds.	Lg.	No.	Yds.	Lg.
Totals...	0	0	0	0	0	0	0	0

TAMU								
RUSHING								
	Att.	Gain	Lost	Net	TD	Long	Avg.	
Devon Achane	38	220	5	215	2	29	5.7	
Amari Daniels	4	39	0	39	0	23	9.8	
Conner Weigman	7	23	2	21	0	12	3.0	
TEAM	1	0	1	-1	0	0	-1.0	
Totals...	50	262	8	274	2	29	5.5	
PASSING								
	Att.	Comp	Int.	Yds.	TD	Long	Sacks	
Conner Weigman	18	12	0	155	2	39	0	
RECEIVING								
	No.	Yds.	TD	Long				
M. Muhammad III	5	94	1	39				
Even Stewart	4	42	0	13				
Donovan Green	2	13	1	10				
Noah Thomas	1	6	0	6				
Totals...	12	155	2	39				
PUNTING								
	No.	Yds.	Avg.	Long	I20	TB		
Nik Constantinou	3	124	41.3	45	0	0		
FIELD GOALS								
	Att.	Made	Long	KICKS				
Randy Bond	1	1	25	MADE: 25				
ALL RETURNS								
Punts			Kickoffs			Interceptions		
No.	Yds.	Lg.	No.	Yds.	Lg.	No.	Yds.	Lg.
M. Muhammad III	1	3	3	0	0	0	0	0
Le'Veon Moss	0	0	0	1	17	17	0	0
Totals...	1	3	3	1	17	17	0	0

Football Drops Regular Season Finale to Texas A&M, 38-23

BRYAN-COLLEGE STATION, Texas – Devon Achane rushed for 215 yards and two touchdowns to lead the Aggies past No. 5 LSU, 38-23, on Saturday night in the regular season finale. LSU falls to 9-3 on the season. The Tigers return to action next Saturday in the SEC Championship at Mercedes-Benz Stadium against No. 1 Georgia at 3 p.m. CT on CBS. **KEY PERFORMANCES** Sophomore receiver Malik Nabers led the receivers with seven catches for 69 yards, averaging 9.9 yards per reception. Senior running back John Emery recorded three rushing touchdowns with 55 yards on the ground. Junior defensive tackle Jaquelin Roy finished with a team-high 12 tackles, 1.5 for loss. Senior safety Greg Brooks, senior linebacker Micah Baskerville and sophomore linebacker Greg Penn III all had eight tackles. A&M running back Devon Achane tallied 215 yards rushing for two touchdowns on 38 carries. **KEY PLAYS** The Aggies fed Achane in bulk on the opening drive, rushing for 53 yards on nine carries, culminating with a 10-yard touchdown rush to cap off a 90 yard scoring drive spanning 7:37 on 15 plays. Texas A&M led LSU 7-0 with 4:54 remaining in the first quarter. On 2nd-and-10 from the LSU 40, Emery ran for a 11-yard gain to put the Tigers across midfield. On 3rd-and-2 from inside the red zone, Daniels rushed for a 16-yard pickup down to the A&M 4. Emery punched the ball into the end zone with 14:00 after a review of the play to make it 7-7. Weigman found Moose Muhammad III for a 12-yard connection on 1st-and-10 from their own 35 and then went back to Muhammad again for an 18-yard completion to the LSU 35. On 3rd-and-goal from the LSU 7, Weigman's pass to Donovan Green fell incomplete, forcing an A&M field goal attempt. Randy Bond's 25-yard attempt was good, putting the Aggies back on top, 10-7, with 9:23 left in the half. Daniels found Nabers for a 13-yard pickup over the middle for an LSU first down. On the very next play, with Daniels looking to go up tempo, he then found Boutte for a 22-yard connection to the A&M 38. On 3rd-and-2 from the Aggie 16, Daniels' pass to Kyren Lacy fell incomplete. Damian Ramos' 34-yard attempt just made it through the left upright to tie the game, 10-10. Achane opened the next drive with a 29-yard run to the LSU 43. On 2nd-and-10, Jaquelin Roy sacked Weigman for a two-yard loss to the LSU 45. However, Weigman responded with a 12-yard rush on 3rd-and-12 to the LSU 33. Weigman connected with Green for a 3-yard touchdown completion on 3rd-and-3 from the LSU 3, giving Texas A&M the advantage at 17-10 with 1:10 to play in the first half. The LSU defense opened up the second half with a big three-and-out. The offense formulated a quick response of their own as Emery rushed up the middle with ease for a 19-yard touchdown on 2nd-and-10 from the A&M 19 to tie the game 17-17 with 9:40 to play in the third quarter. Daniels rushed left and fumbled, which was forced by Ederrin Cooper and recovered by Demani Richardson, who returned it 27 yards for a touchdown to give A&M a 24-17 lead with 7:03 to go in the third quarter. On 2nd-and-8 from the LSU 21, Weigman found Muhammad for a 21-yard touchdown pass to extend the Aggies' lead to 31-17. Achane continued to dominate, rushing left for a 10-yard touchdown to extend A&M's lead to 38-17 with 7:46 to play. Emery posted the final score of the game with a 3-yard touchdown score to make it 38-23 with 6:21 remaining.

Score	1	2	3	4	F
LSU	0	10	7	6	23
Texas A&M	7	10	7	14	38

TAMU 1Q 4:54	Achane 10 yd rush (Bond kick)
LSU 2Q 14:00	Emery Jr. 4 yd rush (Ramos kick)
TAMU 2Q 9:23	Bond 25 yd FG
LSU 2Q 5:38	Ramos 34 yd FG
TAMU 2Q 1:10	Green 3 yd pass from Weigman (Bond kick)
LSU 3Q 9:40	Emery Jr. 19 yd rush (Ramos kick)
TAMU 3Q 7:03	Richardson 27 yd fumble return (Bond kick)
TAMU 4Q 14:54	Muhammad III 21 yd pass from Weigman (Bond kick)
TAMU 4Q 7:46	Achane 10 yd rush (Bond kick)
LSU 4Q 6:21	Emery Jr. 3 yd rush (Daniels rush failed)

Team Stats	LSU	TAMU
FIRST DOWNS	25	25
Rushing	10	18
Passing	12	17
Penalty	3	0
NET YARDS RUSHING	187	274
Rushing Attempts	32	50
Average Per Rush	5.8	5.5
Rushing Touchdowns	3	2
Yards Gained Rushing	200	282
Yards Lost Rushing	13	8
NET YARDS PASSING	197	155
Completions-Attempts-Int	22-36-0	12-15-0
Avg. Per Attempt	5.5	8.6
Avg. Per Completion	9.0	12.9
Passing Touchdowns	0	2
TOTAL OFFENSE YARDS	384	429
Total offense plays	68	68
Avg. Game Per Play	5.6	6.3
Fumbles: Number-Lost	2-1	0-0
Penalties: Number-Yards	5-42	4-47
PUNTS-YARDS	4-166	3-124
Avg. Yard Per Punt	41.5	41.3
Net Yards Per Punt	39.5	41.3
Inside 20	2	0
50+ Yards	0	0
Touchbacks	1	0
Fair Catch	2	1
KICKOFF-YARDS	5-307	7-440
Avg. Yard Per Kickoff	61.4	62.9
Net Yards Per Kickoff	37.4	37.9
Touchbacks	3	7
Fair Catch Yards	0	0
Punt Returns: Number-Yds-TD	0-0-0	1-3-0
Avg. Punt Return	0.0	3.0
Kick Returns: Number-Yds-TD	0-0-0	1-17-0
Avg. Per Return	0.0	17.0
Interception: Number-Yds-TD	0-0-0	0-0-0
Fumble Returns: Number-Yds-TD	0-0-0	1-27-0
Miscellaneous Yards	0	0
Possession Time	28:19	31:41
1st Quarter	07:23	07:37
2nd Quarter	05:47	09:13
3rd Quarter	09:56	05:04
4th Quarter	05:13	10:15
Third Down Conversions	4-11	10-15
Fourth Down Conversions	0-1	1-1
Red-Zone: Scores-Chances	4-4	4-4
Touchdowns	3-4	3-4
Field Goals	1-4	1-4
Sacks By: Number-Yds	0-0	1-5
PAT Kicks	2-2	5-5
Field Goals	1-1	1-1
Points off Turnover	0	7

Game 13

LSU 30 December 3, 2022
Georgia 50 Mercedes-Benz Stadium
 Atlanta, GA
 (74,810)

Football Falls to No. 1 Georgia, 50-30, in SEC Title Game

ATLANTA, Georgia – Stetson Bennett completed 23-of-29 passes for 274 yards and four touchdowns to lead No. 1 Georgia past No. 14 LSU, 50-30, on Saturday at Mercedes-Benz Stadium. LSU falls to 9-4 on the season. The Tigers will now await their bowl destination, which will be announced on Sunday. KEY PLAYS On LSU's opening drive, Daniels found Jaray Jenkins on 3rd-and-3 for a 9-yard completion and a first down. However, that would be all for the Tigers as Daniels' pass to Boutte on third down from the LSU 46 fell incomplete, forcing a Jay Bramblett to punt to the UGA 21. The LSU defense responded with a three-and-out. On 3rd-and-4 from the Georgia 27, Bennett had time to throw but the Tigers had great coverage, forcing an incomplete pass and a punt. On 3rd-and-9 from the UGA 29, Daniels found Brian Thomas Jr. for an 18-yard connection to put the Tigers in business at the Bulldog 7. That was as close as they would get as the Tigers were forced to kick a field goal as Daniels was sacked for a 9-yard loss by Chaz Chambliss. Damian Ramos' field goal attempt was blocked and returned by Christopher Smith 96 yards for a touchdown to give Georgia a 7-0 advantage with 3:33 left in the first quarter. Daniels and the LSU offense responded quick with a 53-yard touchdown reception over the middle of the field to Kayshon Boutte, tying the game at 7 with 2:21 in the first quarter. Georgia reclaimed the lead with a quick seven play drive that spanned 75 yards, culminating in a Brock Bowers 3-yard touchdown reception. UGA led LSU 14-7 with three seconds left in the quarter. The Tigers outgained the Dawgs 158 to 76 in total yards as the first quarter concluded. On the first play of the second quarter, Daniels' pass attempt to Jack Bech was intercepted Jack Mondon, as the ball ricocheted off Bech's helmet into Mondon's hands, which was returned 3 yards to the LSU 22. Bennett took advantage of the turnover by finding Ladd McConkey for a 22-yard touchdown on the next play from scrimmage. Jack Podlesny's 43-yard field goal attempt hit the right upright and fell no good, spotting the ball at the LSU 33. Georgia added to their lead as Bennett found Darnell Washington over the middle of the field for a 14-yard touchdown, extending the Bulldog lead to 28-7 with 2:48 remaining in the half. On their next offensive possession, Bennett found Dillon Bell for a 3-yard touchdown pass with 32 seconds to play in the half. Georgia led LSU, 35-7. Ramos' 42-yard attempt was good, making it 35-10 as time expired in the first half. With 11:24 to play in the third quarter, Bennett fumbled on the exchange to his running back, which was recovered by Jaquelin Roy at the LSU 43. Nussmeier entered the game for Daniels and completed two passes that led to a quick scoring drive. Nussmeier found Boutte over the middle for a 20-yard completion to the USA 37, then found Nabers for a 34-yard touchdown reception, cutting the deficit to 35-17 at 10:33. Nussmeier stayed hot, connecting with Nabers for a 59-yard pickup over the middle of the field on the next drive, advancing the ball to the UGA 14. However, on 4th-and-inches, Williams was stopped short for no gain, forcing a turnover on downs with 7:59 to play in the third quarter. The Bulldogs answered back for their first score of the second half as Kenny McIntosh rushed up the middle for a 2-yard touchdown, extending the Georgia lead to 42-17 at the 3:32 mark. The drive almost covered the length of the field, going 95 yards on eight plays, spanning 4:27. Williams busted open a 54-yard rush over the middle of the field, advancing the ball to the UGA 11. On the next play, Georgia was penalized for pass interference, moving the ball to the 2. Williams punched it in for a touchdown to make it 42-23. The two-point conversion was unsuccessful as Nussmeier's pass to Thomas fell incomplete in the back of the end zone. The Bulldogs added to their lead as McIntosh rushed right for an 8-yard touchdown with 13:13 to play. Mitchell's pass to Washington was good on the two-point conversion, making it 50-23. Nussmeier continued his impressive performance by escaping pressure and finding Jenkins on 4th-and-10 for a 33-yard touchdown connection, cutting the deficit to 50-30 with 7:12 to play.

Scoring	1	2	3	4	F
LSU	7	3	13	7	30
Georgia	14	21	7	8	50

UGA	1Q	3:33	Smith 96 yd blocked FG return (Podlesny kick)
LSU	1Q	2:21	Boutte 53 yd pass from Daniels (Ramos kick)
UGA	1Q	0:03	Bowers 3 yd pass from Bennett (Podlesny kick)
UGA	2Q	14:43	McConkey 22 yd pass from Bennett (Podlesny kick)
UGA	2Q	2:48	Washington 14 yd pass from Bennett (Podlesny kick)
UGA	2Q	0:32	Bell 3 yd pass from Bennett (Podlesny kick)
LSU	2Q	0:00	Ramos 42 yd FG
LSU	3Q	10:33	Nabers 34 yd pass from Nussmeier (Ramos kick)
UGA	3Q	3:32	Mcintosh 2 yd rush (Podlesny kick)
LSU	3Q	1:46	Cain 1 yd rush (Thomas pass from Nussmeier failed)
UGA	4Q	13:13	Mcintosh 8 yd rush (Washington pass from Mitchell)
LSU	4Q	7:12	Jenkins 33 yd pass from Nussmeier (Ramos kick)

Team Stats	LSU	UGA
FIRST DOWNS	23	27
Rushing	2	9
Passing	20	16
Penalty	1	2
NET YARDS RUSHING	47	255
Rushing Attempts	20	44
Average Per Rush	2.4	5.8
Rushing Touchdowns	1	2
Yards Gained Rushing	80	273
Yards Lost Rushing	33	18
NET YARDS PASSING	502	155
Completions-Attempts-Int	31-52-2	23-29-0
Avg. Per Attempt	9.7	9.4
Avg. Per Completion	16.2	11.9
Passing Touchdowns	3	4
TOTAL OFFENSE YARDS	549	529
Total offense plays	72	73
Avg. Game Per Play	7.6	7.2
Fumbles: Number-Lost	1-1	2-1
Penalties: Number-Yards	3-24	4-33
PUNTS-YARDS	4-173	4-207
Avg. Yard Per Punt	43.2	51.8
Net Yards Per Punt	43.2	51.8
Inside 20	1	3
50+ Yards	2	3
Touchbacks	0	0
Fair Catch	3	2
KICKOFF-YARDS	5-325	8-509
Avg. Yard Per Kickoff	65.0	63.6
Net Yards Per Kickoff	41	38.8
Touchbacks	4	7
Fair Catch Yards	0	0
Punt Returns: Number-Yds-TD	1-0-0	0-0-0
Avg. Punt Return	0.0	0
Kick Returns: Number-Yds-TD	0-0-0	1-20-0
Avg. Per Return	0.0	20.0
Interception: Number-Yds-TD	0-0-0	2-3-0
Fumble Returns: Number-Yds-TD	0-0-0	0-0-0
Miscellaneous Yards	0	0
Possession Time	24:02	35:58
1st Quarter	11:01	3:59
2nd Quarter	03:09	11:51
3rd Quarter	04:05	10:55
4th Quarter	05:47	09:13
Third Down Conversions	4-13	7-13
Fourth Down Conversions	1-2	0-0
Red-Zone: Scores-Chances	1-3	5-5
Touchdowns	2-3	5-5
Field Goals	0-3	0-5
Sacks By: Number-Yds	0-0	4-29
PAT Kicks	3-3	6-6
Field Goals	1-2	0-1
Points off Turnover	7	

LSU RUSHING	Att.	Gain	Lost	Net	TD	Long	Avg.
Josh Williams	6	57	2	55	0	47	9.2
Noah Cain	3	7	0	7	1	5	2.3
John Emery Jr.	4	6	2	4	0	3	1.0
Jayden Daniels	6	10	16	-6	0	5	-1.0
Garrett Nussmeier	1	0	13	-13	0	0	-13.0
Totals...	20	80	33	47	1	47	2.4

LSU PASSING	Att.	Comp	Int	Yds	TD	Long	Sacks
Garrett Nussmeier	27	15	1	294	2	59	1
Jayden Daniels	24	16	1	208	1	53	3
Totals...	51	31	2	502	3	59	4

LSU RECEIVING	No.	Yds.	TD	Long
Kayshon Boutte	6	107	1	53
Mason Taylor	6	63	0	27
Malik Nabers	5	128	1	59
Jaray Jenkins	3	72	1	33
Kyren Lacy	3	43	0	20
Josh Williams	3	19	0	15
Jack Bech	2	43	0	23
Brian Thomas Jr.	2	24	0	15
John Emery Jr.	1	3	0	3
Totals...	31	502	3	59

LSU PUNTING	No.	Yds.	Avg.	Long	I20	TB
Jay Bramblett	4	173	43.2	51	1	0

LSU FIELD GOALS	Att.	Made	Long	KICKS
Damian Ramos	2	1	42	Made: 42

LSU ALL RETURNS	Punts			Kickoffs			Interceptions		
No.	Yds.	Lg.	No.	Yds.	Lg.	No.	Yds.	Lg.	
Gregory Clayton Jr.	1	0	0	0	0	0	0	0	
Totals...	1	0	0	0	0	0	0	0	

UGA RUSHING	Att.	Gain	Lost	Net	TD	Long	Avg.
Kendall Milton	8	113	0	113	0	51	14.1
Daijun Edwards	12	80	3	77	0	28	6.4
Kenny McIntosh	14	58	3	55	2	10	3.9
Branson Robinson	5	20	0	20	0	8	4.0
TEAM	3	0	4	-4	0	0	-1.3
Stetson Bennett	2	2	8	-6	0	2	-3.0
Totals...	44	273	18	255	2	51	5.8

UGA PASSING	Att.	Comp	Int.	Yds.	TD	Long	Sacks
Stetson Bennett	29	23	0	274	4	32	0

UGA RECEIVING	No.	Yds.	TD	Long
Brock Bowers	6	81	1	32
Ladd McConkey	5	69	1	22
M. Rosemy-Jacksaint	3	47	0	18
Dominick Blaylock	2	23	0	12
Kenny McIntosh	2	12	0	9
Darnell Washington	1	14	1	14
Arian Smith	1	7	0	7
Dillon Bell	1	3	1	3
Kendall Milton	1	-1	0	0
Totals...	23	274	4	32

UGA PUNTING	No.	Yds.	Avg.	Long	I20	TB
Brett Thorson	4	207	51.8	56	3	0

UGA FIELD GOALS	Att.	Made	Long	KICKS
Jack Podlesny	1	0	0	Made:

UGA ALL RETURNS	Punts			Kickoffs			Interceptions		
No.	Yds.	Lg.	No.	Yds.	Lg.	No.	Yds.	Lg.	
Daijun Edwards	0	0	0	1	20	20	0	0	0
Smael Mondon Jr.	0	0	0	0	0	0	1	3	3
Christopher Smith	0	0	0	0	0	0	1	0	0
Totals...	0	0	0	1	20	20	2	3	3



1 Sevyn Banks

Cornerback
6-2 · 209 · Gr. · Trf.
Orlando, Fla. (Jones HS/Ohio State)

Graduate transfer from Ohio State where he started at cornerback in the CFP National Championship Game against Alabama in 2020 ... Two-year starter at cornerback for the Buckeyes ... Appeared in 36 games at Ohio State with 14 starts ... 43 career tackles and a pair of interceptions for the Buckeyes ... Earned third-team preseason All-America honors and named to the Thorpe Award and Nagurski Trophy Watch Lists in 2021 ... Graduated with a degree in communications from Ohio State.

GRADUATE SEASON (2022)

Suffered a spinal cord bruise on the opening kickoff of the Auburn game and has been sidelined since the injury ... Made LSU debut in New Mexico game and recorded four tackles, including 0.5 tackle for loss (-1 yard).

SENIOR SEASON (2021 AT OHIO STATE)

Played in 8 games, starting 5 times ... Missed first two game of year and final 3 games of season with an injury ... Recorded 8 total tackles and a pair of pass breakups.

JUNIOR SEASON (2020 AT OHIO STATE)

Started all 8 games at cornerback ... Season-high 7 tackles against Alabama in CFP National Championship Game ... Led Ohio State with 7 pass breakups and a total of 8 passes defended ... Against Clemson in CFP Semifinals, intercepted a pass on the Tigers' final drive of the game ... Earned honorable mention All-Big Ten honors.

SOPHOMORE SEASON (2019 AT OHIO STATE)

Appeared in all 14 games for the Big Ten Champion Buckeyes ... Recorded 11 tackles, 1.5 tackles for loss and an interception ... Helped team to a 13-1 overall mark and to an appearance in the CFP Semifinals ... Intercepted first career pass in win over Northwestern ... Season-high 2 tackles in wins over Florida Atlantic and Rutgers ... First career start came against Rutgers.

TRUE FRESHMAN SEASON (2018 AT OHIO STATE)

Appeared in 6 games as a true freshman ... Recorded 1 tackle (vs. Maryland) ... Returned a punt 33 yards vs. Michigan.

HIGH SCHOOL

Listed at No. 58 in the ESPN 300 ... Rated with four stars by ESPN and 247Sports ... Invited to play in the Under Armour All-American Game ... A consensus top-25 ranked cornerback by all major recruiting services ... Missed his junior season with an injury but returned as a senior for head coach Elijah Williams ... Played as a freshman and sophomore at Orlando First Academy before transferring to Jones ... Participated in "The Opening" in Beaverton, Oregon.

PERSONAL

Parents are Andrea Tate and Raymond Banks ... Older brother, Marcell Harris, played safety at Florida and is now in his fifth year in the NFL ... Spent first four seasons with the 49ers and is now with the New York Jets.

SEVYN BANKS' CAREER HIGHS (2018-21 AT OHIO STATE, 2022 AT LSU)

Tackles: 7 vs. Alabama, 2021 CFP National Championship Game
Interceptions: 1, 2x (Last: vs. Clemson, 2021 CFP Semifinals; First: vs. Northwestern, 2019)

SEVYN BANKS' CAREER STATS (2018-21 AT OHIO STATE, 2022 AT LSU)

YEAR	G-GS	UT	AT	TT	TFL	Sacks	PBU	QBH	INT	FF	FR
2018	6-0	1	0	1	0-0	0-0	0	0	0	0	0
2019	14-1	10	1	11	1.5-5	0-0	4	0	1-0	0	0
2020	8-8	19	4	23	0.5-1	0-0	8	0	1-38	0	1-55
2021	8-6	7	1	8	1.0-0	0-0	1	0	0	0	0
2022	2-0	2	3	5	0.5-1	0-0	0	0	0	0	0
Totals	38-15	39	9	48	3.5-7	0-0	13	0	2-38	0	1-55



23 Micah Baskerville

Linebacker
6-1 · 228 · Sr.+ · 4L
Shreveport, La.
Evangel Christian Academy

· 2022 LSU Most Improved Defensive Player Award

Veteran on the defensive side of the ball who has been a key contributor at linebacker during his career ... Named to the Butkus Award Watch List for the 2022 season ... Top returning tackler for the Tigers in 2022 after finishing second on team with 83 a year ago ... Outstanding all-around linebacker who brings leadership and experience to the field ... Can play the inside or outside linebacker position ... Good against the run and in pass coverage ... Quick with good instincts to find the football ... Has appeared in 52 games during his career, starting 29 times ... 254 career tackles to go with 22.5 tackles for loss and four sacks ... Returned for a fifth year of eligibility in 2022 ... Majoring in interdisciplinary studies.

5TH-YEAR SENIOR SEASON (2022)

Logged nine tackles, including 0.5 tackle for loss (-1 yard) vs. Georgia ... Posted nine tackles at Texas A&M ... Recorded three tackles and a PBU vs. UAB ... Logged six tackles and a PBU at Arkansas ... Registered seven tackles and a QB hurry in Alabama game ... Recorded nine tackles in Ole Miss game, including 1.0 tackle for loss (-3 yards), two PBUs and one QB hurry ... Posted 11 tackles in win at Florida, with a QB sack (-6 yards) and a PBU ... Recorded a career-high 15 tackles vs. Tennessee, including one tackle for loss (-1 yard) and one QB hurry ... Posted two tackles in Auburn game, including 1.0 tackle for loss (-1 yard), one PBU and one QB hurry ... Recorded two tackles in New Mexico game ... LSU's second-leading tackler with nine stops in Mississippi State game ... Returned an interception 29 yards for a touchdown and blocked a punt through the end zone for a safety in Sept. 10 win over Southern ... The TD was the second of his career - he blocked a punt and returned it for a score in 2019 at Vanderbilt ... Also recorded one tackle in the Southern game.

SENIOR SEASON (2021)

Started all 12 regular season games at linebacker ... Did not play against Kansas State in the Texas Bowl ... Finished second on team in tackles with 83 ... Third on team in tackles for loss with 9.0 ... Had best game of career with 12 tackles, 3.5 tackles for loss and a pair of sacks against Arkansas ... Recorded 11 tackles and a pass breakup in win over Mississippi State ... Opened season with 5 tackles, including 2.5 for losses, against UCLA ... Capped year with 6 tackles and a tackle for a 2-yard loss in win over Texas A&M ... Returned an interception 54 yards in win over Florida to setup a second quarter LSU touchdown ... Had 9 tackles in back-to-back games against Florida and Ole Miss ...

JUNIOR SEASON (2020)

Appeared in eight games, starting seven times ... Fourth on the team in tackles with 55 ... Added 4.5 tackles for loss, two quarterback hurries and forced a fumble ... Had three double-digit tackle games - 12 at Texas A&M, 11 vs. Ole Miss and 10 at Auburn ... Had pair of tackles for losses in win over Ole Miss in season-finale ... In addition to his career-best 12 tackles at Texas A&M, forced a fumble.

SOPHOMORE SEASON (2019)

Played in 12 games, seeing action at linebacker and special teams ... Finished with 15 tackles, 4.0 tackles for loss and a sack ... Had big game on special teams in win over Vanderbilt, blocking a punt and returning it for a touchdown ... Also returned an inside kick to the Vanderbilt 1-yard line, setting up a LSU touchdown early in the second half ... Had a pair of tackles, including one for a 2-yard loss at Ole Miss ... Had a sack and two tackles for losses in win over Utah State ... Added two tackles, including one for a 6-yard loss against Texas A&M.

TRUE FRESHMAN SEASON (2018)

Played in eight games with one start ... Started against Florida and responded by leading the Tigers in tackles with a career-best 11 ... Had six tackles in LSU debut vs. Southeastern Louisiana ... Came off bench to replace Jacob Phillips in 7OT game vs. Texas A&M (Note: Phillips was ejected for targeting in 3OT for targeting) ... Arrived on campus in January of 2018 as an early enrollee and participated in spring practice prior to his rookie season.

HIGH SCHOOL

A four-year starter for Evangel Christian Academy ... Led team in tackles as a senior ... Helped his team reach the Division I state semifinals in 2017 ... Ended his senior campaign with 80 tackles and four sacks, which garnered him a bid to the 2018 U.S. Army All-American Bowl ... A four-star prospect per 247Sports and Rivals ... Three-star recruit by Scout and ESPN ... Ranked as the top inside linebacker in the state of Louisiana and No. 6 in the nation by 247Sports ... Ranked No. 138 overall by 247Sports ... Notched the 46th spot on the 2018 top outside linebacker list by ESPN ... Claimed the 24th ranking in the 2018 Louisiana Top-55 list and the No. 240 spot in the 2018 prospect ranking list on Rivals ... Earned a spot showcasing his athletic abilities in Nike's The Opening Finals in Oregon ... Coached by former LSU standout Byron Dawson, who played defensive tackle for the Tigers from 1999-2002

MICAH BASKERVILLE'S CAREER HIGHS

Tackles: 15 vs. Tennessee, 2022
Tackles for loss: 3.5 vs. Arkansas, 2021
Sacks: 2.0 vs. Arkansas, 2021
Interceptions: 1 vs. Florida, 2021

MICAH BASKERVILLE'S CAREER STATISTICS

YEAR	G-GS	UT	AT	TT	TFL	Sacks	PBU	QBH	INT	FF	FR
2018	8-1	7	11	18	0.5-1	0-0	0	0	0	0	0
2019	12-0	10	5	15	4.0-10	1-0-1	1	0	0	0	0
2020	8-7	30	25	55	4.5-8	0-0	0	2	0	1	0
2021	12-12	40	43	83	9.0-26	2-0-13	3	1	1-54	0	0
2022	13-9	38	45	83	4.5-12	0-0	6	4	1-29	0	0
Total	52-29	125	129	254	22.5-57	3.0-14	10	7	2-83	1	0



24 Jarrick Bernard-Converse

Cornerback
6-1 · 205 · Sr./Trf.
Shreveport, La.
(Evangel Christian Academy/Oklahoma State)

· 2022 LSU Back of the Year Award
· 2020 & 2019 First Team Academic All-Big 12

Defensive back transfer from Oklahoma State ... Among a group of players who will see action at cornerback for the Tigers in 2022 ... Started 47 consecutive games in four year for the Cowboys ... Capped Oklahoma State career appearing in 51 games with 216 tackles, 7.0 tackles for loss and 5.0 sacks ... Added 23 passes defended and a pair of interceptions ... Twice named first team Academic All-Big 12 ... Team went 35-16 with four bowl appearances, including the 2022 Fiesta Bowl, during his time in Stillwater ... Born in Baton Rouge ... Played high school football in Shreveport at Evangel Christian Academy where he was coached by former LSU defensive lineman Byron Dawson ... Has one year of eligibility remaining.

TRANSFER SENIOR SEASON (2022)

Logged six tackles in SEC title game vs. Georgia ... Posted two tackles and a PBU vs. UAB ... Logged three tackles at Arkansas ... Recorded two tackles, 0.5 tackle for loss (-1 yard), an interception and a PBU in the Alabama game; his INT of QB Bryce Young in the end zone came on Alabama's opening drive on a second-and-goal from the LSU four-yard line ... Posted three tackles in win over Ole Miss ... Registered four tackles in win at Florida ... Recorded 11 tackles in the Tennessee game, his highest total at LSU ... Posted three tackles and a fumble recovery on a muffed punt in Auburn game ... Recorded three tackles in win over New Mexico, making first career LSU start ... Posted three tackles in LSU win over Mississippi State ... Started at cornerback in Southern game ... Recorded one tackle in LSU's season opener vs. Florida State.

SENIOR SEASON (2021 AT OKLAHOMA STATE)

Started all 14 games for the 12-2 Cowboys ... Recorded 51 tackles, 1.5 sacks and had 11 passes defended ... Had 3 tackles in win over Notre Dame in the Fiesta Bowl ... Defended a pass and had 2 tackles in Big 12 Championship Game vs. Baylor ... Had season-best 9 tackles and 2 passes defended in win over 10th-ranked Oklahoma in regular season finale ... Had 5 tackles on three occasions – vs. Missouri State, vs. Baylor in regular season, and Iowa State ... Season-best 3 passes defended in win over Kansas State ... Recorded a sack in shutout of Texas Tech.

JUNIOR SEASON (2020 AT OKLAHOMA STATE)

A first team Academic All-Big 12 honoree for the second straight season ... Started all 11 games at cornerback ... Tied for the team lead with 7 passes broken up ... Ranked seventh on the team and first among OSU cornerbacks with 32 tackles, 27 of which were unassisted ... Had two games with 5 tackles (vs. Texas Tech and TCU) and three games with 4 (vs. Texas, Kansas State and Baylor) ... Credited with a tackle for loss against Baylor ... Forced a fumble against Texas Tech ... Broke up 2 passes against Texas and Texas Tech.

SOPHOMORE SEASON (2019 AT OKLAHOMA STATE)

An active player who impacted the game in a variety of ways, posting 54 tackles, 1.5 sacks, 2.0 tackles for loss, an interception and five pass breakups ... Picked off a pass as part of the Cowboys' win over TCU ... Had a sack against Kansas ... Of his 54 total tackles, 31 came on pass plays, marking the second-highest total on the team behind only cornerback Rodarius Williams ... Logged a season-high 7 tackles against both Texas and Kansas ... Was an important contributor on an Oklahoma State defense that made significant improvement from the previous season ... In 2018, the Cowboys allowed an average of 32.5 points and 452.5 yards per game, but in 2019, those numbers improved to 26.8 points per game and 412.3 yards per game ... The Cowboys of 2019 held each of their final six opponents below their season scoring average.

TRUE FRESHMAN SEASON (2018 AT OKLAHOMA STATE)

Started each of the last 9 games of the season as a true freshman ... Ranked fifth on the team and led all Cowboy freshmen with 59 tackles, 49 of which were solo stops ... Intercepted a pass and returned it 15 yards against Texas Tech ... Blocked a punt and forced a fumble in the Cowboys' win over No. 17 Boise State ... An active performer who logged 2.0, 3.5 tackles for loss, a pass breakup and three quarterback hurries ... His 4.5 tackles per game ranked third among Big 12 freshmen ... Amassed 14 tackles (13 solo) against Texas Tech and had eight tackles as part of the Cowboys' win over No. 7 West Virginia ... Had six games with at least five tackles ... Helped the Cowboys rank in the top 20 nationally in red zone defense, sacks and tackles for loss.

HIGH SCHOOL

Played for coach Byron Dawson at a Louisiana powerhouse program - Evangel Christian Academy ... Helped ECA cap off its 2016 season with a 38-6 victory over second-seeded Scotlandville to win the 2016 LHSAA Football Select Prep Classic state championship ... Recorded two interceptions during the state semifinals as a senior, however ECA came up short in the contest, marking the end of his high school career ... As a sophomore, he racked up 38 tackles ... Five of those tackles were for a loss ... He also intercepted one pass, forced one fumble and recovered two fumbles ... One of his interceptions was returned for a touchdown ... Also ran track at Evangel Christian Academy, competing in relay events, the 400-meter dash and the high jump ... A four-time selection to the Principal's Honor List and a three-time all-district selection ... Served as a team captain ... A three-star prospect according to 247Sports, ESPN and Rivals ... ESPN rated him as the No. 21 player in the state of Louisiana's class of 2018 and as the No. 32 safety in the nation ... 247Sports and Rivals rated him as a top-50 player in Louisiana, as he was ranked as No. 45 and No. 42, respectively ... Comes from the highly-successful Evangel Christian Academy in Shreveport, which has produced some outstanding LSU talent in Jacob Hester and the Booty brothers (Josh and Abram).

PERSONAL

Jarrick Bernard-Converse was born April 29, 2000, in Baton Rouge, Louisiana ... Son of Brian and Dana Converse.

JARRICK BERNARD-CONVERSE'S CAREER HIGHS (2018-21 AT OKLAHOMA STATE, 2022 AT LSU)

Tackles: 14 vs. Texas Tech, 2018
Tackles for Loss: 1.0, 2x (Last: vs. North Texas, 2021; First: vs. Central Michigan, 2021)
Sacks: 1.0 vs. Central Michigan, 2021
Interceptions: 1, 3x (Last: vs. Alabama, 2022)
Passes Defended: 3 vs. Kansas State, 2021

JARRICK BERNARD-CONVERSE'S CAREER STATISTICS (2018-21 AT OKLAHOMA STATE, 2022 AT LSU)

YEAR	G-GS	UT	AT	TT	TFL	SACKS	PBU	QBH	INT	FF	FR
2018	13-9	49	10	59	3.5-24	2.0-18	2	3	1-15	1	0
2019	13-13	31	23	54	2.0-7	1.5-6	6	0	1-0	0	0
2020	11-11	27	5	32	0	0	7	0	0	1	0
2021	14-14	39	12	51	1.5-15	1.5-15	11	1	0	0	0
2022	12-8	26	15	41	0.5-1	0	4	0	1-0	0	1
Total	63-55	172	65	257	7.5-47	5.0-39	30	4	3-15	2	1



7
Kayshon Boutte

Wide Receiver
6-0 · 185 · Jr. · 2L
New Iberia, La. (Westgate High School)

- **2020 Freshman All-America (Football Writers Association of America)**
- **2020 Freshman All-SEC**

One of the nation's top receivers ... First team preseason All-America by the Associated Press heading into 2022 ... Will wear No. 7 this year, which is the number presented to the best playmaker on the team from the state of Louisiana ... Outstanding player in every phase of the offense ... Creates matchup issues for any defense ... Great hands and rarely drops a pass ... Ability to score anytime he gets the ball in his hands ... Playmaker who thrives with the ball in his hands and with space to work with ... Emerged as LSU's go-to wide receiver late in 2020 when Terrace Marshall opted out of the season in November ... In only 27 career games, has scored 16 touchdowns ... 131 career receptions for 1,782 yards ... He is the 26th player in LSU history to reach the 100 career receptions mark ... Has seven 100-yard games, including SEC record 308 yards and 3 TDs on 14 receptions against Ole Miss in the 2020 season finale ... In 27 career games, has five or more receptions 14 times ... His performance against Ole Miss is considered one of the best single-game efforts in Tiger Stadium history ... In his 21 starts, he has caught 15 touchdown passes ... Has at least one TD reception in 9 of 21 career starts ... Majoring in interdisciplinary studies.

JUNIOR SEASON (2022)

Logged six catches for 107 yards, including a 53-yard TD, in SEC title game vs. Georgia ... Caught four passes for 49 yards at Arkansas, including a 26-yard reception near the Razorback goal line that set up an LSU TD ... Four catches for 43 yards in win over Ole Miss ... Caught six passes for 115 yards, including a long of 40, in LSU's win at Florida ... Posted six catches for 33 yards vs. Tennessee, including a five-yard TD grab ... Recorded one catch for four yards vs. Auburn ... Caught three passes for 31 yards in win over Mississippi State ... Recorded five receptions for 42 yards, and rushed one time for 41 yards on an end-around in game vs. Southern ... Caught two passes for 20 yards in LSU's season opener vs. Florida State.

SOPHOMORE SEASON (2021)

Appeared in six games ... Had season cut short due to ankle injury suffered against Kentucky ... Still led the Tigers in receiving yards (509) and touchdowns (9) despite missing the final seven games of the season ... Ranked second on team in receptions (38) ... Among the national and SEC leaders in receiving TDs at the time of his injury ... Caught at least one TD pass in first five games of year, including three in season-opener at UCLA ... Opened year with 9 receptions for 148 yards against the Bruins ... Caught a pair of TD passes in wins over McNeese and Mississippi State ... Added six receptions for 127 yards and a score against Auburn ... Had 8 receptions for 73 yards before injury against Kentucky.

TRUE FRESHMAN SEASON (2020)

Appeared in all 10 games, starting five times ... Led the Tigers in receiving yards (735) and finished second on the squad in receptions (45) and TDs (5) ... Finished season in grand fashion, setting the SEC record with 308 receiving yards on 14 receptions in win over Ole Miss ... Added 3 receiving TDs against Ole Miss ... Capped season with three straight 100-yard receiving games – 111 vs. Alabama, 108 vs. Florida and 308 vs. Ole Miss ... Over final three games of season, combined to catch 27 passes for 527 yards and 4 TDs ... Caught at least one pass in all 10 games ... Scored on a 43-yard TD reception against Auburn ... Earned Freshman All-America honors from the Football Writers Association of America and was a Freshman All-SEC selection ... Ranked No. 5 in the SEC in receiving yards per game (73.5) and No. 8 in receiving yards (735), which was the most among all freshmen in the league.

HIGH SCHOOL

Played at Westgate High School in New Iberia, La. ... Rated a four-star wide receiver by 247Sports and Rivals ... Ranked as the No. 1 receiver in the state of Louisiana by ESPN, Rivals and 247Sports ... Is 52nd on the ESPN 300 List ... Recorded 674 yards as a junior, averaging 15.5 yard per catch ... Caught 44 passes and picked up 56.7 yards per game ... Tallied 13 touchdowns, eight coming on catches ... Will play in the 2020 Under Armour All-American game ... Had a five-touchdown performance in 2019 with over 300 all-purpose yards, racking up three rushing touchdowns, a receiving touchdown and a 97-yard kickoff return ... As a senior, rushed 71 times for 874 yards and 12 TDs ... Added 47 receptions for 1,005 yards and 15 scores ... On special teams, returned kickoffs for 282 yards and 2 TDs and added nine punt returns for 198 yards and a score ... MVP of District 6-4A ... Led team to the quarterfinals of the state playoffs in 2019.

KAYSHON BOUTTE'S CAREER HIGHS

Receptions: 14 vs. Ole Miss, 2020
Receiving Yards: 308 vs. Ole Miss, 2020
Receiving TDs: 3, 2x (Last: at UCLA; First: vs. Ole Miss, 2020)
Longest Reception: 64 vs. Ole Miss, 2020

KAYSHON BOUTTE'S CAREER RECEIVING STATISTICS

YEAR	G-GS	REC.	YDS.	TD	LONG
2020	10-5	45	735	5	47 (TD)
2021	6-6	38	509	9	64 (TD)
2022	11-10	48	538	2	53 (TD)
TOTAL	27-21	131	1,782	16	64 (TD)



75

Anthony Bradford

Offensive Line

6-5 · 345 · Jr. · 2L

Muskegon, Mich. (Muskegon High School)

Versatile offensive lineman with the ability to play guard or tackle ...

Worked at both guard and tackle during training camp ... Has made

starts at both guard and tackle during his LSU career ... Emerged from fall camp a year ago as a starter on the offensive line ... 13 career starts, 25 career appearances ... Did not participate in spring practice in 2022 ... As talented an offensive lineman as there is on the LSU roster ... Fits the bill as a player who can be a dominant SEC offensive lineman with a 6-foot-5, 345-pound frame ... Majoring in interdisciplinary studies.

JUNIOR SEASON (2022)

Starter at right guard in LSU games at Florida, vs. Ole Miss, vs. Alabama, at Arkansas, vs. UAB, at Texas A&M and vs. Georgia in SEC title game ... Pressed into duty as the LSU starter at left tackle in the Tennessee game after Will Campbell experienced a medical episode the day before the game ... Started at right guard in LSU win at Auburn ... Started at right tackle in game vs. Southern ... Started at offensive guard for the Tigers in LSU's season opener vs. Florida State.

SOPHOMORE SEASON (2021)

Saw action in six games, starting five times ... Opened season as starter at right guard vs. UCLA ... Did not play in LSU's next three games ... Started at left tackle in four consecutive games - Auburn, at Kentucky, Florida and at Ole Miss ... Did not see any action in LSU's final five games.

REDSHIRT FRESHMAN SEASON (2020)

Appeared in seven games with most of his action coming on special teams ... Played on field goal and point-after touchdown protection units.

TRUE FRESHMAN SEASON (2019)

Played in three games with no starts ... Saw action in a backup role in wins over Northwestern State, Vanderbilt and Arkansas.

HIGH SCHOOL

Consensus four-star prospect from Michigan ... Tremendous upper body strength giving him the ability to push the pile ... Excels in run blocking ... The No. 11 offensive tackle prospect in the nation and No. 3 overall prospect from the state of Michigan according to Rivals... Played both left tackle and right tackle during his prep career ... Blocked for a quarterback who broke the Muskegon High School passing record, the winningest program in Michigan state high school history... Won three division-three state titles in Michigan and helped lead Muskegon to a 27-game winning streak ... Won the "Big Man Bench" at the Rivals100 Five-Star Challenge in the summer of 2018, pumping out 31 reps in the 225-pound bench press.



19

Jay Bramblett

Punter

6-2 · 193 · Sr./Trf.

Tuscaloosa, Ala. (Hillcrest High School/Notre Dame)

· 2022 Second-Team Academic All-America (College Sports Communicators)

· 2022 LSU Percy Roberts Special Teams Player of the Year Award

Transfer punter from Notre Dame ... Also handles the holding duties on placekicks ... Joined the Tigers following the spring semester at Notre Dame ... Three-year starter for the Irish ... Averaged 41.6 yards on 164 punts during his career at Notre Dame ... Has booted 41 punts of 50 yards or more with a long of 72 against Wisconsin in 2021 ... Best season came in 2021 as he averaged a career-best 43.1 yards on 58 punts ... Native of Tuscaloosa, Alabama ... Punted and played quarterback at Hillcrest High School ... Notre Dame graduate ... Pursuing a Master's degree in leadership and human resource development.

SENIOR SEASON (2022)

Punted four times for a 43.2-yard average vs. Georgia, including a long of 51 yards and one kick inside the 20 ... One punt for 44 yards vs. UAB ... Booted six punts for a 43.5-yard average at Arkansas, including a long of 52 ... Punted six times for a 41.8-yard average vs. Alabama, including two 55-yarders and three kicks inside the 20 ... Booted two punts for 84 yards vs. Ole Miss, dropping one kick inside the 20-yard line ... Punted just once in win at Florida, a 40-yard kick ... Booted four punts vs. Tennessee for a 54.0-yard average, including a 66-yarder, his longest as an LSU player ... also had punts of 56 and 52 yards in the Tennessee games ... Nine punts for a 44.4-yard average in Auburn game, including a long of 65 yards; placed four punts inside the 20, including one at the Auburn one-yard line ... Punted six times for a 44.8 yard average vs. Mississippi State with a long of 55 yards and two kicks inside the 20 ... Recorded two punts for 87 yards (43.5 avg.) in game vs. Southern ... Punted twice for 87 yards (43.5 avg.) in LSU's season opener vs. Florida State; recorded a long punt of 56 yards vs. FSU.

JUNIOR SEASON (2021 AT NOTRE DAME)

Appeared in 13 games ... Had best season at Notre Dame, averaging 43.1 yards on 58 punts ... Also set career-highs for 50+ yard punts with 11 and longest punt (72 yards vs. Wisconsin) ... Had 16 of his 51 punts downed inside the 20-yard line ... Opened season with three of his six punts downed inside the 20 in win over Florida State ... Averaged 49.3 yards on three punts in win over Toledo ... Had a 48.3 average on six punts in win over Virginia Tech ... Punted six times for 46.3 yard average against Cincinnati ... His 72-yard punt vs. Wisconsin was the longest for a Notre Dame player since 1998 season.

SOPHOMORE SEASON (2020 AT NOTRE DAME)

Played in 12 games... Averaged 42.8 yards on 43 punts ... 10 punts of 50 yards or more and 12 of his punts were downed inside the 20-yard line ... Punted six times for 263 yards (43.8-yard avg., 53-yard long, also had punts of 52 and 45 yards), in the season-opening win vs. Duke (9/12)... His 43.8-yard punting average that week was just four yards behind the FBS-leading figure (47.8) ... That week, Bramblett ranked fifth in the conference and seventh among FBS players in this category... Punted twice for 74 yards (40-yard long) with one punt inside the 20 in the 52-0 win vs. South Florida (9/19)... Punted three times for 119 yards (39.7 avg., 44-yard long) in the win vs. Florida State (10/10)... Punted twice for 83 yards (41.5 avg.) and rushed once for seven yards in the 12-7 win vs. Louisville (10/17)... Punted five times, averaging 42.4 yards (49-yard long), in the 45-3 win at Pitt (10/24)... Punted three times, averaging 39.7 yards (45-yard long), in the 31-13 win at Georgia Tech (10/31)... Marked three punts, averaging 41.0 yards, also making a special teams tackle to end the first half in the 47-40 2OT win over then-No. 1 Clemson (11/7)... Punted five times, averaging 43.0 yards and pinning two punts at the three-yard line, in the 31-17 win at No. 19 North Carolina (11/27)... Punted four times, averaging 38.2 yards (42-yard long), in the 41-25 regular season finale win over Syracuse (12/5)... Notched a 59-yard punt, his longest of the season, and totaled six punts for 48.2 avg. in the ACC Championship game (12/19)... Punted four times, averaging 47.2 yards (53-yard long) in the CFP Semifinal at the Rose Bowl Game (1/1/21).

FRESHMAN SEASON (2019 AT NOTRE DAME)

Played in 13 games... Became team's starting punter during rookie season, punting 63 times on the year for an average of 39.4 yards per punt... Placed 18 punts inside the opponent's 20-yard line... Had five punts longer than 50 yards... Did not have a punt blocked on the year... Recorded a long punt of 61 yards against Michigan

HIGH SCHOOL

Played at Hillcrest High School in Tuscaloosa, Alabama... No. 2 punter nationally by 247Sports.com... No. 5 punter nationally by ESPN.com... No. 4 punter nationally by Rivals.com... Chosen to participate in the 2019 All-American Bowl in San Antonio, Texas... Averaged 45.1 yards/punt, including a season-long punt of 59 yards, as a senior in 2018... Also played quarterback, completing 178-of-260 passes for 2,341 yards and 18 TDs.

JAY BRAMBLETT'S CAREER HIGHS (2019-21 AT NOTRE DAME, 2022 AT LSU)

Punts: 10 at Michigan, 2019

Punting Yards: 423 at Michigan, 2019

Average: 54.0 vs. Tennessee, 2022

Longest Punt: 72 vs. Wisconsin, 2021

Punts Inside 20: 4, 3x (Last: at Auburn, 2022; First: at Michigan, 2019)

JAY BRAMBLETT'S CAREER PUNTING STATISTICS (2019-21 AT NOTRE DAME, 2022 AT LSU)

YEAR	G	NO.	YDS.	AVG.	LG	TB	I20	50+
2019	13	63	2,485	39.4	61	2	18	5
2020	12	43	1,839	42.8	59	1	12	10
2021	13	58	2,502	43.1	72	3	19	13
2022	12	47	2,078	44.2	66	4	18	13
TOTALS	50	211	8,902	42.2	72	10	67	41



3

Greg Brooks Jr.

Safety

5-9 · 185 · Sr./Trf.

Harvey, La. (West Jefferson High School/Arkansas)

· 2022 LSU Newcomer of the Year Award

Joins teammate Joe Foucha as Arkansas transfers joining the Tigers in 2022 ... Roommate with Foucha at Arkansas ... Joined the Tigers in January of 2022 and participated in spring drills ... Three-year starter in the secondary for the Razorbacks from 2019-21 ... Appeared 34 games at Arkansas, starting 31 times ... Recorded 112 tackles, 5.5 tackles for loss ... In coverage, broke up 12 passes and had four interceptions ... Native of Harvey, La., and prepped at West Jefferson High School ... Helped turn around an Arkansas program that didn't win a conference game in 2019 to winning nine games, including a victory over Penn State in the Outback Bowl, in 2021 ... Majoring in sports administration.

SENIOR SEASON (2022)

Collected seven tackles in SEC title game vs. Georgia ... Recorded eight tackles at Texas A&M ... Logged two tackles vs. UAB ... Posted four tackles at Arkansas ... Registered four tackles in Alabama game ... Recorded four tackles and one PBU in win over Ole Miss ... Posted three tackles in win at Florida ... Recorded 10 tackles vs. Tennessee, including 1.0 tackle for loss (-7 yards) and a forced fumble ... Helped clinch the win at Auburn with an interception at the LSU 25-yard line with 2:18 remaining in the game; Brooks returned the pick 30 yards, and the LSU offense ran out the clock in a 21-17 victory ... Also recorded two tackles in the Auburn game ... Posted four tackles, 1.0 sack (-3 yards) and a PBU in starting role vs. New Mexico ... Recorded four tackles as a starting safety in Mississippi State game ... Started at safety in Southern game and registered three tackles ... Started at safety in LSU's season opener vs. Florida State and recorded three total tackles.

JUNIOR SEASON (2021 AT ARKANSAS)

Played in 13 games with 11 starts in 2021 ... Finished year with 48 tackles, 2.5 tackles for loss and an interception ... Capped season with 4 tackles and an interception in Outback Bowl win over Penn State ... Had 4 tackles in win over Texas A&M ... Recorded season-high 7 tackles in consecutive games against Georgia and Ole Miss.

SOPHOMORE SEASON (2020 AT ARKANSAS)

Played in nine games, making eight starts at nickel back ... Logged 39 tackles (22 solo), sixth-most on the team and fourth-most by a defensive back ... Also added 3.0 tackles for loss, two interceptions, one pass broken up and two quarterback hurries ... Recorded a team-best 79 interception return yards ... Recorded Arkansas' first interception return for a touchdown since 2016, picking off QB K.J. Costello and returning it 69 yards for a touchdown on the game's first drive in the win at Mississippi State (Oct. 3) ... According to Pro Football Focus, played 584 defensive and 115 special teams snaps.

FIGHTING TIGERS Player Profiles

FRESHMAN SEASON (2019 AT ARKANSAS)

Started all 12 games at nickel back for the Razorbacks in 2019 ... Played in 515 snaps in his debut season, the most of any freshman at Arkansas in 2019 ... Recorded 25 total tackles, 13 solo, with three pass breakups, a quarterback hurry and an interception ... Earned a coverage grade of 81.6 from Pro Football Focus vs. Missouri ... Intercepted first career pass in season-finale against Missouri ...

HIGH SCHOOL

Four-star prospect by Rivals and ESPN at West Jefferson High School ... Rated as the No. 35 cornerback in the nation and 18th overall in the state of Louisiana by ESPN ... Four-year varsity letterwinner at West Jefferson High School in Harvey, Louisiana ... Racked up 55 tackles and five interceptions as a junior in 2017 for the Buccaneers ... Father Greg Brooks Sr. played collegiate football as a defensive back for one year at Michigan and three seasons at Southern Miss before being drafted in the sixth round of the 2004 NFL Draft by the Cincinnati Bengals.

GREG BROOKS JR. CAREER HIGHS (2019-21 AT ARKANSAS, 2022 AT LSU)

Tackles: 10 vs. Tennessee 2022

Tackles for loss: 1.5 vs. Ole Miss, 2020

Interceptions: 1, 5x (First: vs. Missouri, 2019; Last: at Auburn, 2022)

GREG BROOKS JR. CAREER STATISTICS (2019-21 AT ARKANSAS; 2022 AT LSU)

YEAR	G-GS	UT	AT	TT	TFL	Sacks	PBU	QBH	INT	FF	FR
2019	12-12	13	12	25	0	0	4	0	1	0	0
2020	9-8	22	17	39	3	0	3	0	2	0	0
2021	13-11	23	25	48	2.5	0	5	0	1	0	0
2022	13-12	32	28	60	2.0	1.0-3	2	0	1	1	0
Total	47-43	99	82	172	7.5	1.0-3	14	0	5	1	0



28 Major Burns

Safety

6-2 · 190 · So. · 1L

Baton Rouge, La.

Madison Prep (University of Georgia)

Serves as a leader in the secondary for the Tigers ... Very vocal player who plays with tremendous confidence ... Makes others around him better with his play and leadership ... Made an immediate impact in his first year at LSU in 2021 after transferring from Georgia, where he played in six games in 2020 ... A ball hawk in the defensive backfield ... Started first five games of the 2021 season before suffering a foot injury that sidelined him for remainder of season ... Back at full strength and will compete for a starting job in the fall ... Majoring in sports administration.

SOPHOMORE SEASON (2022)

Collected eight tackles, including a 0.5 tackle for loss, vs. Georgia ... Recorded three tackles at Texas A&M, including 0.5 tackle for loss, and one PBU ... Posted two tackles vs. UAB ... Logged one tackle at Arkansas ... Played in Alabama game after missing five games with an injury, recording one tackle ... Recorded five tackles, 0.5 tackle for loss (-1 yard) and one PBU as a starting safety vs. Mississippi State ... Started at safety in Southern game, recording three tackles and a pass break-up ... Started at safety vs. Florida State and recorded a team-high eight tackles, with two tackles for loss (-5 yards).

FRESHMAN SEASON (2021)

Took over as a starter in the secondary during fall camp ... Started at safety in season-opener at UCLA and remainder there for first 5 games of season ... Did not play again after suffering foot injury against Auburn ... In 5 games, recorded 25 tackles and an interception ... Had career-best 9 tackles in win over Mississippi State ... First career interception came in win over Central Michigan ... Opened season with 5 tackles at UCLA and followed that with 6 tackles against Central Michigan ... Had a pair of tackles and broke up a pass vs. Auburn.

TRUE FRESHMAN SEASON (2020) AT GEORGIA

Appeared in six games and finished with five tackles ... Saw action against Arkansas, Tennessee, Florida, South Carolina, Missouri, and Cincinnati ... Had season-best three tackles against Florida ... Had one tackle against Arkansas and Tennessee.

HIGH SCHOOL

Standout at Madison Prep Academy, coached by Landry Williams and Mike Roach ... Selected to play in the 2020 Under Armour All-America Game ... 247Sports.com composite four-star prospect ... Ranked as the #11 safety, #180 nationally and the #5 recruit out of the state of Louisiana ... ESPN.com four-star recruit, ranked as the #6 cornerback, the #79 prospect nationally and the #4 recruit out of the state of Louisiana ... PrepStar Magazine four-star prospect, All-American, #17 SAF, #213 prospect nationally ... Rivals.com four-star prospect, ranked #238 nationally and #10 in Louisiana ... Played defensive back, wide receiver and spent some time at quarterback at Madison Prep, which had a 12-2 overall record in 2019 ... Helped the Chargers reach the second round of the 2019 LHSA Class 3A playoffs, notching a 75-yard interception return for a TD, three TD passes and four catches for 32 yards in second round setback ... Made nine tackles and a sack, as well as a pair of receptions in a nationally-televised ESPNU game against Parkview Baptist ... As a junior, he hauled in five TD passes at receiver, and had 47 tackles, eight pass breakups and five tackles for loss on defense.

MAJOR BURNS' CAREER HIGHS

Tackles: 9 at Mississippi State, 2021


Tackles for loss: 2 vs. Florida State, 2022

Sacks: 0

Interceptions: 1 vs. Central Michigan, 2021

MAJOR BURNS' CAREER STATISTICS AT LSU

YEAR	G-GS	UT	AT	TT	TFL	Sacks	PBU	QBH	INT	FF	FR
2021	5-5	16	9	25	0-0	0-0	2	0	1-18	0	0
2022	8-4	18	14	32	3.5-6	0-0	3	0	0-0	0	0
Total	13-9	34	23	57	3.5-6	0-0	5	0	1-18	0	0



21 Noah Cain

Running Back

5-11 · 226 · Jr./Trf.

Baton Rouge, La. (IMG Academy/Penn State)

· 2021 Academic All-Big Ten

· 2020 Academic All-Big Ten

Transfer running back from Penn State ... Will have two years of eligibility at LSU ... Appeared in 24 games at Penn State, starting eight times ... In three years with the Nittany Lions, rushed for 790 yards and 12 touchdowns on 192 carries ... Caught 24 passes for 154 yards ... Set Penn State freshman record with eight rushing TDs in 2019 ... In 2021, rushed for 334 yards on 105 carries and four TDs ... Injured in 2020 season-opener against Indiana and missed the remainder of year ... As a true freshman in 2019, rushed for 443 yards and eight TDs on 84 carries ... Scored two TDs in Cotton Bowl win over Memphis in 2019 ... In high school, played first two years at Guyer High School in Texas before transferring to IMG Academy in Florida ... Baton Rouge native ... Penn State graduate ... Pursuing Master's degree in leadership and human resource development.

JUNIOR SEASON (2022)

Rushed seven times for seven yards, including a 1-yard TD, vs. Georgia ... Logged 11 rushes for 48 yards at Texas A&M; also caught two passes for 25 yards against the Aggies ... Carried 13 times for 76 yards and three TDs vs. UAB, scoring on rushes of 5, 1 and 1 yards ... Rushed six times for 24 yards at Arkansas; also returned one kickoff for 18 yards ... Returned three kickoffs for 62 yards, including a long of 23 yards, in Alabama game ... Returned one kickoff for 33 yards in Ole Miss game ... Caught three passes for a career-best 31 yards vs. Tennessee, also rushed once for three yards ... Five rushes for 21 yards in Auburn game ... Rushed 11 times for a team-high 94 yards in win over New Mexico, including TDs covering 49 yards and one yard; the 49-yard run marked his collegiate career long rush ... Carried 10 times for 51 yards and a two-yard TD in win over Southern ... Rushed seven times for 23 yards in LSU's season opener vs. Florida State, including a one-yard TD burst.

REDSHIRT SOPHOMORE SEASON (2021 AT PENN STATE)

Played in 13 games, starting 6 times ... Rushed for 334 yards and 4 TDs on 105 carries ... Caught 17 passes for 102 yards ... Scored TDs in first three games - at Wisconsin, vs. Ball State, vs. Auburn ... Rushed for season-high 69 yards on 20 carries in win over Ball State in week 2 ... Helped Penn State to win over Auburn, leading the team with 45 yards and a TD on 19 carries ... Scored TD in fourth quarter seal the win over Auburn ... Scored TD and rushed for 15 yards on 8 carries at Iowa ... Capped Penn State career with 28 rushing yards on 5 carries against Arkansas in the Outback Bowl ... 2021 Mayo Clinic Comeback Player of the Year nominee.

SOPHOMORE SEASON (2020 AT PENN STATE)

Started the season opener against Indiana, rushing 3 times for 13 yards ... Suffered season-ending injury on first drive against Indiana.

TRUE FRESHMAN SEASON (2019 AT PENN STATE)

Appeared in 10 games with one start ... Rushed for 443 yards and 8 TDs on 84 carries ... Ranked second in Big Ten and fourth nationally among true freshmen in rushing TDs (8) ... Became first Penn State freshman to rush for 100 yards in back-to-back games in 2019 (105 yards vs. Purdue; 102 yards at Iowa) since Saquon Barkley did it in 2015 ... Had first career 100-yard game vs. Purdue with 105 yards and a TD on 12 carries ... Followed that with 102 yards on 22 carries against Iowa ... Rushed for 92 yards and 2 TDs on 15 carries in Cotton Bowl win over Memphis ... In first collegiate game, rushed for 44 yards and scored a pair of TDs in season-opening win over Idaho ... Had a pair of multi-touchdown games (2 vs. Idaho and Memphis) ... Caught seven passes for 52 yards ... Got first career start in 28-7 win over Michigan State on Oct. 26 ... Rushed 6 times for 21 yards in win over Spartans.

HIGH SCHOOL

Two-time letterman for head coach Kevin Wright at IMG Academy in Florida and a two-time letterman for head coach John Walsh at Guyer High School in Texas ... Team captain as a senior at IMG ... Guided IMG Academy to a 7-1 record and a No. 3 MaxPreps final national ranking in 2018 ... Helped IMG Academy to a perfect 9-0 record and a No. 2 MaxPreps final national ranking in 2017 ... Selected to the Under Armour All-American Game ... Participated in Nike's The Opening Finals ... Named MaxPreps All-America second team as a senior ... Earned second-team Texas Associated Press Sports Editors All-State honors as a sophomore ... Was a member of the 2017 MaxPreps Junior All-America second team ... Selected to the 2016 MaxPreps Sophomore All-America first team ... Selected as team co-offensive MVP as a senior ... Tallied 461 rushing yards and seven touchdowns, as well as 230 receiving yards and one score as a senior at IMG Academy ... Posted 524 rushing yards and six touchdowns in 2017 ... Had 1,638 rushing yards and 22 touchdowns as a sophomore at Guyer ... Recorded 1,083 rushing yards and 10 scores as a freshman ... Rated a consensus four-star prospect by 247Sports, ESPN and Rivals ... Rated as the No. 266 overall prospect, No. 14 running back and No. 25 recruit in Florida by 247Sports ... Ranked as the No. 69 overall prospect, No. 4 running back, No. 36 player in the region and No. 10 prospect in Florida by ESPN ... Ranked No. 43 overall prospect, No. 3 at running back and No. 7 recruit in Florida by Rivals.

NOAH CAIN'S CAREER RUSHING HIGHS (2019-21 AT PENN STATE, 2022 AT LSU)

Rush attempts: 22 at Iowa, 2019

Rushing yards: 105 vs. Purdue, 2019

Rushing TDs: 3 vs. UAB, 2022

Longest Rush: 49 vs. New Mexico, 2022

NOAH CAIN'S CAREER RECEIVING HIGHS (2019-21 AT PENN STATE, 2022 AT LSU)

Receptions: 5 at Wisconsin, 2021

Receiving yards: 31 vs. Tennessee, 2022

Touchdowns: 0

Long reception: 20, 2x - vs. Tennessee 2022; vs. Purdue, 2019

NOAH CAIN'S CAREER RUSHING STATISTICS (2019-21 AT PENN STATE, 2022 AT LSU)

YEAR	G-GS	ATT.	YARDS	TD	LONG
2019	10-1	84	443	8	27
2020	1-1	3	13	0	7
2021	13-6	106	350	4	34

2022	13-2	72	346	8	49 (TD)
TOTAL	37-10	265	1,152	20	49 (TD)

NOAH GAIN'S CAREER RECEIVING STATISTICS (2019-21 AT PENN STATE, 2022 AT LSU)

YEAR	G	REC.	YARDS	TD	LONG
2019	10	7	52	0	20
2020	1	0	0	0	0
2021	13	17	102	0	16
2022	12	7	71	0	20
TOTAL	36	31	225	0	20



66 Will Campbell

Offensive Tackle
6-6 • 325 • Fr./HS
Monroe, La. (Neville High School)

- 2022 College Football News First-Team Freshman All-American
- 2022 Second-Team All-SEC (League Coaches)
- 2022 Freshman All-SEC (League Coaches)
- 2022 LSU Lineman of the Year Award
- 2022 SEC Offensive Lineman of the Week vs. Florida

Early enrollee at LSU and made an immediate impact with the Tigers during his first spring ... A quick learner with a tremendous work ethic ... Credits Cam Wire and other veterans on the offensive line for his quick development during the spring ... Said his transition to the college game was aided by the fact he faced some of the top defensive linemen in college football every day during spring practice – Maason Smith, Jacquelin Roy and BJ OJulari ... Brings toughness, a true understanding of the game, and size and strength to the field ... LSU head coach Brian Kelly says of Campbell, "it's an emotional maturity that is rare as a freshman that's made him a guy we can plug in as such a young player" ... His dad, Brian, played college football at East Texas State University (now Texas A&M-Commerce) ... Majoring in sports administration.

FRESHMAN SEASON (2022)

Named SEC Offensive Lineman of the Week after LSU's win at Florida, playing all 70 offensive snaps and grading out the highest among all Tiger offensive linemen; he didn't allow a sack or a quarterback pressure ... Had to miss the Tennessee game after experiencing a medical episode the day before the game ... Starter at left offensive tackle in LSU's games this season vs. Florida State, Southern, Mississippi State, New Mexico, Auburn, Florida, Ole Miss, Alabama, Arkansas, UAB, Texas A&M and Georgia.

HIGH SCHOOL

One of the nation's top offensive tackle prospects for the Class of 2022 and the top-rated high school player in the state of Louisiana ... Four-year starter on the offensive line at Neville ... Listed as the nation's No. 4 overall prospect by ESPN ... Rated as five-stars by 247Sports and four-stars by ESPN ... Ranked No. 1 in the state, No. 5 at his position and No. 32 overall by 247sports ... Four-star and No.4 prospect in the state per Rivals...Selected to participate in the 2022 Under Armour All-American Game... Inserted into the lineup due to an injury to a starter as a freshman at right tackle and never left the field ... Helped team to a 10-3 mark and start semifinal appearance as a sophomore ... Team returned to the state semifinals as both a junior and senior.



17 Xavier Carter

Outside Linebacker/Edge Rusher
6-4 • 205 • So. / 1L
Atlanta, Ga. (Hapeville Charter)

Dynamic edge rusher for the Tigers ... Explosive off the ball with massive wing span ... Continues to adjust to the physical play of the SEC ... Extremely quick and has the ability to track down quarterbacks ... Also good against the run ... Continues to add strength and weight to his frame ... Has all of the tools to become a dominant player for the Tigers ... Made a huge leap during the spring under the tutelage of defensive coordinator Matt House and defensive line coach Jamar Cain ... Will push for extended playing time in an already deep defensive front in 2022 ... Appeared in seven games as a freshman ... Majoring in sports administration.

SOPHOMORE SEASON (2022)

Logged one tackle at Texas A&M ... Posted one tackle in Auburn game ... Recorded one tackle in New Mexico game ... Forced a fumble on the opening kickoff vs. Southern that was recovered by LSU at the 21-yard line and led to a Tigers' touchdown.

FRESHMAN SEASON (2021)

Played in 7 games with no starts ... Stepped up late in the year with injuries and opt outs depleted the Tiger defensive front ... Had best game against Kansas State in the Texas Bowl, finishing with a career-best 4 tackles to go with a tackle for a 5-yard loss ... Added a quarterback hurry ... Appeared in SEC games against Florida, Ole Miss, Alabama and Texas A&M.

HIGH SCHOOL

One of the best at his position in the state of Georgia as a senior ... Has all of the physical tools to develop into a dominant edge rusher at the collegiate level ... Product of Hapeville Charter in Atlanta ... Ranked as

the No. 19 overall prospect in the state of Georgia by 247 Sports... Listed as four-star outside linebacker by 247 Sports and Rivals... Rated No.15 at his position by 247 Sports and Rivals... Accumulated a total of 74 total tackles, including 57 solo, and seven sacks as a senior ... Earned Sports Illustrated All-America recognition ... Coached by Winston Gordon.

ZAVIER CARTER'S CAREER HIGHS

Tackles: 4 vs. Kansas State, 2022 Texas Bowl
Tackles for loss: 1.0 vs. Kansas State, 2022 Texas Bowl
Sacks: 0

ZAVIER CARTER'S CAREER STATISTICS

YEAR	G-GS	UT	AT	TT	TFL	SACKS	PBU	QBH	INT	FF	FR
2021	7-0	3	1	4	1.0-5	0-0	0	1	0	0	0
2022	10-0	3	1	4	0	0	0	0	0	1	0
TOTAL	17-0	6	2	8	1.0-5	0-0	0	1	0	1	0



5 Jayden Daniels

Quarterback
6-3 • 185 • Jr. • Trf.
San Bernadino, Calif. (Cajon HS/Arizona State)

- 2022 LSU Charles McClendon Most Valuable Player Award
- 2022 SEC Offensive Player of the Week vs. Alabama
- 2022 SEC Offensive Player of the Week vs. Ole Miss

Transfer quarterback from Arizona State where he served as the starter for three straight years ... Enrolled at LSU in January and took part in spring practice ... Confident player who has a command of the huddle and the offense ... Brings an authority element to the playing field ... Brian Kelly says Daniels has the "CLAP" effect on the offense – clear, loud, as an order, with pauses ... Helped the Sun Devils to an 18-11 mark and two bowl appearances in his three seasons at Arizona State ... Started 29 games in three years ... Passed for over 6,000 yards and 32 touchdowns in 29 games with the Sun Devils ... Added another 1,288 rushing yards and 16 touchdowns ... Tremendous all-around quarterback who can make plays with his arm and feet ... Outstanding at extended the play ... Can make all the throws necessary to win in the SEC ... Had a pair of 100-yard rushing games to his credit at ASU (125 vs. UNLV, 2021; 111 vs. Southern Cal, 2020) ... Graduated from Arizona State ... Pursuing a Master's degree in liberal arts.

JUNIOR TRANSFER SEASON (2022)

Threw for 208 yards and one TD in SEC title game vs. Georgia, completing 16 of 24 attempts; played in just the first half due to an ankle injury ... Completed 21-of-35 passes at Texas A&M for 189 yards; also rushed 12 times for 84 yards ... Threw for 297 yards and one TD on 22-for-29 passing vs. UAB; also rushed 12 times for 111 yards and one score ... Completed 8-of-15 passes for 86 yards and rushed for 10 yards in win at Arkansas ... Voted SEC Offensive Player of the Week after directing LSU to win over No. 6 Alabama - completed 22-of-32 passes for 182 yards and two TDs, and rushed 18 times for 95 yards and one TD; connected with tight end Mason Taylor on a two-point conversion pass in the first OT to lift LSU to the win over the Tide ... Named SEC Offensive Player of the Week after leading the Tigers to a win over No. 7 Ole Miss - completed 21-of-28 passes for 248 yards and two TDs, and rushed for 121 yards on 23 carries with three touchdowns; he became the first quarterback in LSU history to rush for 100 yards and pass for 200 yards in the same game twice in one season, and he set the LSU single-season record for rushing touchdowns (9) and rushing yards by a quarterback (524) ... Led LSU to win at Florida, completing 23 of 32 passes for 349 yards and three TDs; also rushed 14 times for 44 yards and three TDs; Joined Joe Burrow as the only QBs in LSU history to account for six TDs in a single game ... Career highs in completions (32) and attempts (45) vs. Tennessee for 300 yards and one TD ... Completed 8-of-20 passes at Auburn for 80 yards, including a 39-yard connection with John Emery Jr. to set up a second-quarter TD ... Connected on 24 of 29 passes in New Mexico game for 279 yards, including a 51-yard completion to WR Chris Hilton Jr. ... Completed 22 of 37 passes for 210 yards and one TD in win vs. Mississippi State; also rushed 16 times for 93 yards and one TD ... Connected on 10 of 11 passes for 137 yards and three TDs in win over Southern; also rushed three times for 18 yards and a touchdown ... LSU's starting quarterback in the season opener vs. Florida State; completed 26 of 35 passes for 209 yards and two TDs; also rushed for 114 yards, which ranks him No. 6 (tied with Lynn Amedee, 1961) on the single-game LSU list for rushing yards by a QB ... engineered a remarkable 11-play, 99-yard scoring drive at the end of the Florida State game that culminated with a two-yard TD pass to Jaray Jenkins on the final offensive play of the fourth quarter and gave the Tigers an opportunity to send the contest into overtime.

JUNIOR SEASON (2021 AT ARIZONA STATE)

Started all 13 games at quarterback, guiding the Sun Devils to an 8-5 record and an appearance in the Las Vegas Bowl ... Threw for 2,381 yards and 10 TDs ... Added 710 rushing yards and 6 scores ... Tossed for a season-best 287 yards and 2 TDs in win over UCLA ... Had second career 100-yard passing/rushing game against UNLV with 175 passing yards and 125 rushing yards in win ... Rushed for a pair of TDs and threw for 236 yards in win over Colorado ... Led the Pac-12 in completion pct. at 65.4, connecting on 197-of-301 passes.

SOPHOMORE SEASON (2020 AT ARIZONA STATE)

Started all 4 games in Arizona State's COVID-shortened season ... Sun Devils went 2-2 with wins over Arizona State and Oregon State ... Threw for 134 yards and a TD and added first career 100-yard rushing game (111 yards) against Southern Cal in season-opener ... Accounted for 3 TDs (2 passing, 1 rushing) in 70-7 win over Arizona in week 3 ... Rushed for 83 yards and 2 scores in win over Oregon State in regular season finale ... Finished year with 701 passing yards and 5 TDs to go along with 223 rushing yards and 4 scores.

TRUE FRESHMAN SEASON (2019 AT ARIZONA STATE)

Started 12 games at quarterback in helping lead the Sun Devils to an 8-5 mark and a win over Florida State in the Sun Bowl ... Became first true freshman quarterback in Arizona State history to start a season-opener for the Sun Devils ... Capped his rookie season throwing for 2,943 yards, 17 touchdowns and only 2 interceptions ... Added 355 rushing yards and 3 TDs ... Outplayed future NFL first round draft pick Justin Herbert in win over Oregon, throwing for 408 yards and 3 TDs in 31-28 victory over the Ducks ... Completed 22-of-32 passes against Oregon ... Connected with Brandon Aiyuk on an 81-yard

FIGHTING TIGERS Player Profiles

TD with just under 4 minutes to extend ASU lead to 31-21 with 3:54 remaining in contest ... Threw 3 TD passes in consecutive starts against UCLA, Oregon State and Oregon ... In collegiate debut, passed for 284 yards and a pair of TDs and added a rushing score in 30-7 win over Kent State on August 29 ... Missed Southern Cal game with an injury but returned the following week against Oregon State ... Accounted for 4 TDs twice (3 pass, 1 rush vs. Washington State; 3 pass, 1 rush at UCLA) ... Scored on a 17-yard run with 34 seconds left in 38-34 comeback win over Washington State.

HIGH SCHOOL

Put up some of the most impressive numbers at Cajon High School, breaking several school and state records in the process ... A finalist in both the Elite 11 and The Opening passing competitions and considered by some scouts as the best Dual-threat Quarterback prospect in the country ... Selected to the prestigious Under Armour All-American Game ... Consensus four-star prospect amongst the major recruiting services. Ranked as the No. 83 overall prospect and the No. 2 dual-threat quarterback prospect in the country in 24/7 Sports' Composite Rankings...24/7 Sports lists him as the No. 1 dual-threat quarterback prospect nationally in their own rankings...tabbed by Rivals as the No. 107 overall prospect and the No. 3 dual-threat quarterback prospect in the nation...currently sits at No. 109 in the ESPN 300, who rated him as the No. 3 dual-threat quarterback in the class ... A four-year varsity starter at Cajon High School, compiling a 44-10 record including back-to-back seasons with at least 12 wins... threw for a CIF-Southern Section record 14,007 yards and 170 touchdowns during a historic four-year career at Cajon High School ... Added 3,645 rushing yards on 562 attempts and 41 rushing touchdowns showing off his unique athleticism ... Produced back-to-back 6,000+ all-purpose yardage seasons as a junior and senior (12,487 total) ... Completed 287-of-406 (70.7%) passes for 4,515 yards and 60 touchdowns compared to just four interceptions, posting a 142.8 quarterback rating during an outstanding senior season ... Was equally as effective on the ground in 2018 as he was in the air, rushing for 1,536 yards and 16 touchdowns ... Averaged 322.5 passing yards and 109.7 rushing yards per game as a senior leading Cajon High School go 12-2 and reach the 2018 Southern Section Division 3 Championship ... Broke onto the national scene with an eye-popping junior season, completing 321-of-459 (69.9%) passes for 5,136 yards and 62 touchdowns compared to just five interceptions...also rushed for 1,292 yards and 15 touchdowns, including a 99-yard touchdown run in 2017...the Cowboys went 14-2 and defeated Downey in the 2017 CIF Southern Section 4A Football Championship, earning a berth in the CIF State Football 2-AA Bowl Championship

JAYDEN DANIELS' CAREER PASSING HIGHS (2019-21 AT ARIZONA STATE, 2022 AT LSU)

Pass attempts: 45 vs. Tennessee, 2022
 Pass completions: 32 vs. Tennessee, 2022
 Pass yards: 408 vs. Oregon, 2019
 Pass TDs: 3, 6x (Last: vs. Florida, 2022; First: vs. Washington State, 2019)
 Had intercepted: 2, 4x (Last: vs. Arizona, 2021; First: vs. UNLV, 2021)
 Long pass: 86 vs. Washington State, 2019

JAYDEN DANIELS' CAREER RUSHING HIGHS (2019-21 AT ARIZONA STATE, 2022 AT LSU)

Rush attempts: 23 vs. Ole Miss, 2022
 Rush yards: 125 vs. UNLV, 2021
 Rush TDs: 3, 2x - vs. Ole Miss, 2022; vs. Florida, 2022
 Long rush: 53 at Oregon State, 2020

JAYDEN DANIELS' CAREER STATISTICS (2019-21 AT ARIZONA STATE, 2022 AT LSU)

YEAR	G-GS	COMP	ATT	INT	YDS	TD	LONG
2019	12-12	205	338	2	2,943	17	86 (TD)
2020	4-4	49	84	1	701	5	74
2021	13-13	197	301	10	2,380	10	65
2022	13-13	254	372	3	2,774	16	54
TOTAL	42-42	705	1,094	16	8,798	48	86 (TD)

YEAR	ATT	YDS	TD	LONG
2019	125	355	3	27
2020	33	223	4	53
2021	137	685	6	51
2022	180	818	11	31
TOTAL	475	2,081	24	53



72 Garrett Dellinger

Center
6-5 · 320 · So. · 1L
Clarkston, Mich.
Clarkston HS

Can play any position on the offensive line if needed ... Gifted offensive lineman who stepped in and appeared in 12 games as a true freshman ... Made an immediate impact in 2021 after graduating high school early and enrolling at LSU during the spring ... Participated in spring practice and used that time to get acclimated to the college game ... Started four games as a true freshman (3 at LT and 1 at LG) ... Has a constant motor and plays hard on every down ... Outstanding technique and has shown tremendous improvement under the direction of offensive line coach Brad Davis ... Majoring in finance.

SOPHOMORE SEASON (2022)

Has played in a reserve role at guard vs. UAB, Texas A&M and Georgia after missing four straight games ... Suffered a knee injury early vs. Tennessee and was sidelined for the Tigers' games vs. Florida, Ole Miss, Alabama and Arkansas ... Did not play at Auburn due to a hand injury ... Started at left guard in LSU games vs. Tennessee, New Mexico, Mississippi State and Southern ... Started at center in season opener vs. Florida State.

TRUE FRESHMAN SEASON (2021)

Played in 12 games with four starts, including final three games of the regular season ... First career

start came at left tackle in win over Mississippi State ... Followed that with November starts at left tackle in wins over Louisiana-Monroe and Texas A&M ... Started in place of Ed Ingram at left guard against Arkansas ... Did not play against Kansas State in the Texas Bowl ... Played season-high 85 snaps against the Razorbacks.

HIGH SCHOOL

Tremendous offensive line prospect from Clarkston (Mich.) High School ... Four-year starter on the football team ... Rated as a four-star offensive tackle by ESPN and the 31st best player nationally ... Earned four-stars from both 247 Sports and Rivals ... Named the nation's No. 6 offensive tackle prospect and the second-best prospect in the state of Michigan ... Led his team to the Michigan High School Athletic Association Division I District Semifinals in 2020 ... Started at right guard as a freshman on Clarkston's state championship team ... Shifted to right tackle as a sophomore and then to left tackle as a junior and senior ... Twice named to the All-Oakland Activities Association Team ... Under Armour All-American ... Comes from a family of college athletes - his dad Matt played basketball at Cleveland State and his mom Stephanie played basketball at Towson State ... His brother Matt was an all-conference linebacker at Kent State and his sister Taylor played volleyball at Western Kentucky and Oakland University ... Coached by Kurt Richardson.



31 Nathan Dibert

Placekicker
5-11 · 207 · Fr./HS
Hartland, Mich. (Hartland High School)

· 2022 Freshman All-SEC (League Coaches)

Battled redshirt freshman Damian Ramos for starting kicking duties for the Tigers heading into the 2022 season ... Strong leg with pinpoint accuracy ... Outstanding range ... Also capable of handling kickoff duties ... One of the top prep kickers a year ago ... Majoring in mechanical engineering.

FRESHMAN SEASON (2022)

Recorded five kickoffs for a 65-yard average vs. Georgia with four touchbacks ... Booted five kickoffs for a 61.4-yard average and three touchbacks at Texas A&M ... Seven kickoffs vs. UAB for a 63.9-yard average and five touchbacks ... Kicked off four times at Arkansas for a 64-yard average and two touchbacks ... Four kickoffs for a 64.5-yard average in Alabama game with three touchbacks ... Kicked off eight times vs. Ole Miss with six touchbacks and a 64.5 yard average ... Booted eight kickoffs at Florida for a 64.9-yard average and five touchbacks ... Kicked off three times for a 63.0-yard average in the Tennessee game ... Recorded four kickoffs at Auburn for 58.8-yard average and one touchback ... Kicked off twice in New Mexico game with both kicks resulting in touchbacks.

HIGH SCHOOL

One of the best kickers in the Class of 2022 out of Hartland, Michigan... Left-footed ... Ranked the No. 6 kicker in the nation and No. 52 in Michigan per 247sports... The No. 2 kicker in the country according to Kohl's 2022 kicker rankings... Won Kohl's 2021 National Scholarship Camp kick-off charts.



4 John Emery Jr.

Running Back
5-11 · 220 · Jr. · 2L
St. Rose, La.
Destrehan High School

One of the most talented and all-around gifted runners in the college football in 2022 ... Is an every-down back who can catch the ball out of the backfield and protect the quarterback on passing downs ... Explosive player with breakaway speed ... Won't get caught from behind ... Has the toughness to run between the tackles as well ... Excels when hitting the edge ... Has played in 29 games in his LSU career with 891 rushing yards and 12 touchdowns ... Sat out the 2021 season ... Majoring in interdisciplinary studies.

SENIOR SEASON (2022)

Rushed four times for four yards vs. Georgia; also caught one pass for three yards ... Scored a career-best three rushing TDs at Texas A&M (4 yds., 19 yds. and 3 yds.) - carried a total of nine times vs. the Aggies for 55 yards and also caught three passes for 11 yards ... Rushed nine times for 46 yards and a two-yard TD vs. UAB ... Carried three times for 40 yards at Arkansas, including a 32-yard rush ... Rushed five times for 26 yards vs. Alabama and caught a 30-yard TD pass in the second quarter for LSU's first score of the game ... Eight carries for 31 yards at Florida; also caught three passes for 24 yards, including a seven-yard, first-quarter TD ... The TD catch at Florida was the first of his career ... Rushed four times for four yards vs. Tennessee ... Carried eight times for 42 yards - including a 20-yard, 3rd-quarter TD burst - in win at Auburn; also caught a 39-yard pass to set up a 2nd-quarter LSU touchdown ... Rushed nine times for 45 yards in New Mexico game ... Made 2022 season debut vs. Miss. State, rushing 11 times for 32 yards and catching two passes for 15 yards.

JUNIOR SEASON (2021)

Did not play in 2021.

SOPHOMORE SEASON (2020)

Appeared in nine games, starting three times ... Second on team in rushing with 378 yards and three TDs ... Led all running backs in receiving with 14 receptions for 73 yards ... Had one 100-yard game, that coming against Vanderbilt with 103 yards and a TD on 12 carries ... Rushed a career-best 18 times for 88 yards and a score in win over South Carolina ... Other touchdown came on a 54-yard run against Alabama ... Finished game against Crimson Tide with 79 yards on seven carries.

FRESHMAN SEASON

Played in 10 games with no starts ... Rushed for 188 yards and four TDs on 39 carries ... Caught six passes for 60 yards ... Longest run of season came on 39-yard TD run against Arkansas ... Rushed three times for seven yards, including a 6-yard TD, against Oklahoma ... Rushed for 42 yards on two carries against Arkansas ... Rushed for 51 yards on nine carries against Vanderbilt ... Scored TDs on runs of 6 yards vs. Vanderbilt and 4 yards vs. Northwestern State ... Carried eight times for 45 yards vs. Utah State.

HIGH SCHOOL

One of the nation's most sought-after high school running backs in the Class of 2019 ... The highest-rated running back to sign with LSU since Leonard Fournette in 2014 ... Considered one of the top-five running backs in the nation... Rated a five-star prospect from Scout.com and 247sports... Considered a top-three player in the state of Louisiana and the No. 2 running back nationally by 247sports... A finalist for the Touchdown Club of Atlanta's National Back of the Year... Competed in the 2019 Under Armour All-America Game... Team posted a 13-2 mark his senior year ... As a junior, piled up 1,029 all-purpose yards, scored nine touchdowns and averaged more than seven yards per carry in six games before suffering a season ending injury... As a senior, rushed for 1,693 yards and 26 TDs in leading his team to the 5A state semifinals.

JOHN EMERY JR.'S CAREER RUSHING HIGHS

Rushing attempts: 18 vs. South Carolina, 2020
Rushing yards: 103 at Vanderbilt, 2020
Rushing TDs: 3 at Texas A&M, 2022
Long rush: 54 vs. Alabama, 2020

JOHN EMERY JR.'S CAREER RECEIVING HIGHS

Receptions: 4 vs. Utah State, 2019
Receiving yards: 39 at Auburn, 2022
Receiving TDs: 1, 2x - vs. Alabama, 2022; at Florida, 2022
Long reception: 39 at Auburn, 2022

JOHN EMERY JR.'S CAREER RUSHING STATISTICS

YEAR	G-GS	NO.	YARDS	TD	LONG
2019	10-0	39	188	4	39 (TD)
2020	9-3	75	378	3	54 (TD)
2021	0-0	0	0	0	0
2022	10-1	70	325	5	32
TOTAL	29-4	184	891	12	54 (TD)

JOHN EMERY JR.'S CAREER RECEIVING STATISTICS

YEAR	REC.	YARDS	TD	LONG
2019	6	60	0	17
2020	14	73	0	11
2021	0	0	0	0
2022	9	115	2	39
TOTAL	29	248	2	39



46

Trey Finison

Placekicker
5-10 · 188 · Gr./Trf.
Tuscaloosa, Ala. (Hillcrest HS/Northwestern)

Transfer placekicker from Northwestern ... Specializes in kickoffs ... Appeared in 16 games during his three years at Northwestern ... Joins the Tigers after producing 36 career kickoffs for the Wildcats with an average of 58.9 yards per attempt ... Had 10 touchbacks ... Graduated from Northwestern ... Pursuing a Master's degree in business administration.

GRAD TRANSFER SEASON (2022)

Kicked the final PAT in LSU's win over UAB ... Made first LSU appearance in Southern game and booted a fourth-quarter PAT.

JUNIOR SEASON (2021 AT NORTHWESTERN)

Appeared in three games, seeing action against Indiana State, Ohio and Purdue ... Converted an extra-point in win over Ohio ... Had kickoffs against Indiana State, Ohio and Purdue ... Finished year with 3 kickoffs, one going for a touchback against Indiana State.

SOPHOMORE SEASON (2020 AT NORTHWESTERN)

Played in one game (vs. Maryland) ... Attempted one extra-point and had one kickoff against Maryland.

TRUE FRESHMAN SEASON (2019 AT NORTHWESTERN)

Played in all 12 games as a true freshman in 2019 ... Served as Northwestern's kickoff specialist ... Had 33 kickoffs for 1,937 yards and 9 touchbacks ... Averaged 58.7 yards per kickoff ... Had career-high 6 kickoffs against Massachusetts ... Added 4 kickoffs vs. UNLV and Purdue ... Had career-best 3 touchbacks vs. Purdue and 2 against Nebraska.

HIGH SCHOOL

Two-time West Alabama All-Star ... Named team captain ... Converted on 8-of-10 field goals as a senior year, with a long of 50 yards and did not miss on attempts inside 50 yards ... 32 of his 35 kickoffs were touchbacks ... Also played baseball, soccer and basketball ... National Honor Society member ... Dean's Honor Roll recipient.



13

Joe Foucha

Safety
5-11 · 208 · Sr./Trf. (Arkansas)
New Orleans, La.
McDonogh 35

· 2020 SEC Co-Defensive Player of the Week vs.

Mississippi State

Transfer defensive back from the University of Arkansas ... Participated in spring practice with the Tigers in 2022 and made his presence felt immediately ... Hard-hitting defender with good range ... Has a knack for finding the football ... Makes plays at any spot on the field ... Roommates at Arkansas with Greg Brooks, who also transferred to LSU during the spring ... Appeared in 44 games for the Razorbacks, starting 33 times ... Recorded 231 tackles, 11.5 tackles for loss and 2.5 sacks during his Arkansas career ... Added 17 passes defended and five interceptions ... Helped turn around an Arkansas program that didn't win a conference game in 2019 to winning nine games, including a victory over Penn State in the Outback Bowl, as a senior in 2021 ... New Orleans native who prepped at McDonogh 35 ... Majoring in interdisciplinary studies.

5TH-YEAR SENIOR SEASON (2022 AT LSU)

Collected two tackles in SEC title game vs. Georgia ... Logged four tackles at Texas A&M ... Posted four tackles and one QB hurry vs. UAB ... Recorded four tackles at Arkansas ... Logged a season-high eight tackles with one PBU in Alabama game ... Posted five tackles and a crucial interception in win over Ole Miss; his interception of Ole Miss QB Jaxson Dart came on a second-and-goal from the LSU nine-yard line with the Tigers holding a 24-20 lead at the 4:22 mark of the third quarter ... Recorded two tackles in LSU win at Florida ... Posted one tackle in Tennessee game ... Made first career LSU appearance in Auburn game, starting at safety and recording four tackles, 1.0 tackle for loss (-4 yards) and one forced fumble.

SENIOR SEASON (2021 AT ARKANSAS)

Started all 13 games in the secondary for the Razorbacks ... Fourth on the team in tackles with 75 ... Added 7.5 tackles for loss, 1.5 sacks and a pair of interceptions ... Capped season with 6 tackles, a sack for a 10-yard loss and an interception in Outback Bowl win over Penn State ... Fourth quarter interception in the Outback Bowl came in the endzone to halt a Penn State drive after the Nittany Lions had first-and-10 at the Razorback 10-yard line ... Had a tackle for loss in five games ... Recorded career-best 11 tackles in 52-51 loss at Ole Miss ... Had a pair of tackles and forced a second quarter fumble in overtime win over LSU in Tiger Stadium ... Recorded eight tackles and 1.5 tackles for loss in win over 15th-ranked Texas in September ... Had five tackles and a tackle for loss in upset win over No. 7 Texas A&M on September 25.

JUNIOR SEASON (2020 AT ARKANSAS)

Played all 10 games and started the final eight of the year at boundary safety ... Finished fourth on the team in tackles, making 60 total stops (18 solo) with 3.0 tackles for loss, 1.0 sack, two interceptions, three passes broken up, one fumble recovery and one forced fumble ... Named SEC co-Player of the Week alongside teammate Bumper Pool for his two-interception game in Arkansas' win at Mississippi State (Oct. 3) ... His two interceptions against Mississippi State set career-high and the first two interception game with at least 0.5 tackles for loss by a Razorback since Michael Grant in 2006 against Louisiana-Monroe ... First Hog to pick off two passes in a game since Dre Greenlaw in 2018 against Texas A&M... Recorded only double-digit tackle performance of the year with a season-high 10 takedowns in the win over Ole Miss (Oct. 17) ... Registered first career sack in the win over Tennessee (Nov. 7) and made eight tackles ... Tied a career-high with two passes broken up and made a season-high four solo tackles with five total stops at Missouri (Dec. 5) ... According to Pro Football Focus, saw action in 633 defensive snaps, tied for the fourth-most on the team and posted a defensive grade of 64.0 ... Posted a single-game defensive grade high of 74.9 at Mississippi State.

SOPHOMORE SEASON (2019 AT ARKANSAS)

Started all 12 games for the Razorbacks in 2019 at free safety ... Participated in 853 plays as a sophomore at Arkansas, according to Pro Football Focus, seeing time in both defensive coverages and special teams units ... Finished third on the team in total tackles with 87, including 44 solo stops ... Hauled in his first interception of his career to seal Arkansas' 20-13 win over Portland State in the season opener on Aug. 30... Recovered a fumble in the third quarter against the Rebels ... After eight stops against Auburn (Oct. 19), set another personal-best at Alabama (Oct. 26) with 13 tackles, including a career-high nine solo stops ... Finished the year with eight performances of at least five tackles, with nine against Mississippi State (Nov. 2), wrapping up the season finale with 12 total stops ... Posted PFF grades over 84.0 in three games, including a mark of 89.3 against Alabama.

FRESHMAN SEASON (2018 AT ARKANSAS)

Played in nine games for the Razorbacks in 2018, starting in the season finale at Missouri in the free safety slot ... Totaled 192 snaps played over the course of his freshman campaign, with 141 coming on defense and 51 on special teams, according to Pro Football Focus ... Recorded 11 total tackles, six solo ... Opened the season with two stops against Eastern Illinois (Sept. 1), then had one against North Texas (Sept. 15) and Tulsa (Oct. 20) before a season-high of four at Mississippi State (Nov. 17) and three to end the year at Missouri (Nov. 23) ... Posted his best overall defensive grade of the year against Eastern Illinois with a mark of 78.9.

HIGH SCHOOL

Consensus three-star recruit by 247Sports, ESPN and Rivals at McDonogh 35 in New Orleans ... Listed as the No. 548 ranked overall player in the nation, No. 21 ranked player in Louisiana and No. 43 safety according to 247Sports ... Considered the No. 18 player in Louisiana and No. 33 safety by Rivals ... Named to the 2017 LSWA All-State Class 4A Football Team as a senior ... Had 68 tackles, five interceptions, six forced fumbles, four fumble recoveries and 15 pass breakups ... As a junior, had 59 tackles, six interceptions, four forced fumbles, two fumble recoveries and scored five touchdowns in 2016 as a tremendous weapon in the kick return game as well ... Coached by Wayne Reese.

JOE FOUCHA'S CAREER HIGHS (2018-21 AT ARKANSAS; 2022 AT LSU)

Tackles: 11 at Ole Miss, 2021
Tackles for loss: 1.5, 3x (Last: vs. Arkansas-Pine Bluff, 2021)
Sacks: 1.0 vs. Penn State, 2022 Outback Bowl

FIGHTING TIGERS Player Profiles

Interceptions: 2 vs. Mississippi State, 2020

JOE FOUCHA'S CAREER STATISTICS (2018-21 AT ARKANSAS; 2022 AT LSU)

YEAR	G-GS	UT	AT	TT	TFL	SACKS	PBU	QBH	INT	FF	FR
2018	9-0	6	5	11	0	0	0	0	0	0	0
2019	12-12	44	43	87	1	0	5	0	1	0	0
2020	10-8	18	42	60	3	1	5	0	2	1	0
2021	13-13	33	40	73	7.5	1.5	7	0	2	1	0
2022	9-7	21	14	34	1.0	0	1	1	1	1	0
TOTAL	53-40	121	144	265	12.5	2.5	18	1	6	3	0



88

Evan Francioni

Wide Receiver
6-0 · 201 · Sr. · 2L
River Ridge, La.
Archbishop Rummel High School

- 2022 LSU Graduate (Finance)
- 2021 SEC Academic Honor Roll
- 2020 SEC Academic Honor Roll

Two-time member of the SEC Academic Honor Roll and a 2022 LSU graduate ... Graduated in May of 2022 with a degree in finance ... Enters fourth year with the Tigers in 2022 ... Sees action at wide receiver and on special teams ... Hard worker that has positioned himself to seeing added playing time this season on offense ... Transferred to LSU after playing one season of baseball at the University of New Orleans (2018).

SENIOR SEASON (2022)

Made first career catch in game vs. Southern, a 14-yard reception ... Appeared on special teams in LSU's season opener vs. Florida State.

JUNIOR SEASON (2021)

Appeared in all 13 games, seeing action mainly on special teams ... Did not record any statistics ... Awarded a scholarship during the fall after serving as a walk-on during his first two years with the Tigers.

SOPHOMORE SEASON (2020)

Appeared in seven games with most of his action coming on special teams ... Had a special teams tackle in win over South Carolina.

FRESHMAN SEASON (2019)

Saw action in five games as a freshman in 2019.

HIGH SCHOOL

Played wide receiver for Archbishop Rummel out of New Orleans, Louisiana ... Three-year letterwinner in both football and baseball ... Finished his senior season with 343 receiving yards and six touchdowns on 29 catches ... Signed on to play baseball at the University of New Orleans and spent a year on the team before transferring to LSU to play football ...

EVAN FRANCONI'S CAREER RECEIVING STATISTICS

YEAR	G-GS	NO.	YARDS	TD	LONG
2019	5-0	0	0	0	0
2020	7-0	0	0	0	0
2021	13-0	0	0	0	0
2022	6-0	1	14	0	14
TOTAL	31-0	1	14	0	14



70

Miles Frazier

Offensive Guard
6-6 · 323 · So. · Trf.
Cherry Hill, N.J. (Milford Academy/Florida International)

Dominant offensive lineman who joined the Tigers in the spring ... Entered 2022 as a starter on the offensive line at one of the guard positions ... Transfer from Florida International where he earned Freshman All-America honors in 2021 ... Joined the Tigers after appearing in 12 games with 11 starts in two years at Florida International ... His brother MJ is a tight end on the LSU football team ... Majoring in sport administration.

SOPHOMORE SEASON (2022)

Starter at left guard in LSU games vs. Florida, Ole Miss, Alabama, Arkansas, UAB, Texas A&M and Georgia ... Starter at right guard in Tennessee game ... Moved from right guard to starter at left guard for Auburn game after Garrett Dellinger was sidelined with a hand injury ... Starter at right guard in wins vs. New Mexico and Mississippi State ... Started at right tackle in Southern game ... Started at offensive guard in LSU's season opener vs. Florida State.

REDSHIRT FRESHMAN SEASON (2021 AT FLORIDA INTERNATIONAL)

Started 10 of 11 games in 2021 ... Earned Freshman All-America honors.

TRUE FRESHMAN SEASON (2020 AT FLORIDA INTERNATIONAL)

Appeared in one game, starting against Western Kentucky ... In his one start, he helped running back D'Vonte Price rush for 100 yards against the Hilltoppers.

HIGH SCHOOL

Rated as a three-star prospect by 247sports... Played high school football at Milford Academy Prep... Led an offensive line to a season-high 371 rushing yards against Delaware Valley in 2019.



22

Armoni Goodwin

Running Back
5-8 · 198 · So. · 1L
Birmingham, Ala. (Hewitt-Trussville HS)

Explosive runner who will be part of LSU's running back rotation in 2022 ... Big upside ... Very elusive runner with the ability to cut on a dime ... Makes defenders miss ... Despite size, difficult to tackle ... Effective on passing downs as well ... Saw action in six games as a true freshman ... Slowed for most of his rookie season with an ankle injury ... Rushed for 65 yards on 16 carries in first year with the Tigers ... Majoring in interdisciplinary studies.

SOPHOMORE SEASON (2022)

Rushed twice for six yards at Arkansas ... Carried once for seven yards vs. Alabama ... Missed three games with a hamstring injury before returning vs. Ole Miss and rushing eight times for 55 yards ... Started vs. New Mexico and rushed eight times for 24 yards, including TD runs of five yards and one yard ... Rushed nine times for 76 yards, including a 47-yard, fourth-quarter TD burst, in win over Mississippi State ... Made first career start and carried 12 times for 85 yards and two TDs in Southern game; produced a long run of 38 yards ... Rushed five times for 14 yards, including a long rush of nine yards, in LSU' season opener vs. Florida State.

TRUE FRESHMAN SEASON (2021)

Appeared in 6 games with no starts ... Rushed 16 times for 65 yards ... Caught a pair of passes for 5 yards ... Best outing came in collegiate debut, rushing for 23 yards on 2 carries ... Had a long run of 21 yards against the Cowboys ... Carried 4 times for 18 yards at Kentucky ... Had 3 carries for 11 yards in win over Mississippi State ... Receptions came against Mississippi State (2 yards) and Alabama (3 yards).

HIGH SCHOOL

four-star prospect by all of the recruiting services ... Considered the top running back in the state of Alabama and No. 4 nationally by Rivals ... The No. 4 player in the state of Alabama and No. 78 nationally according to 247 Sports ... Selected to the Alabama All-State Team by MaxPreps after rushing for nearly 1,800 yards and 18 touchdowns as a senior ... As a sophomore at Hewitt-Trussville, rushed for 1,458 yards and 15 TDs on his way to earning second team Alabama Class 7A All-State honors ... Rushed for 485 yards and 10 touchdowns on 52 carries as a junior before his season was cut short by injury ... Named to the Alabama-Mississippi All-Star Game ... Earned a spot on the Under Armour All-America Game ... Hewitt-Trussville coach Josh Floyd called Goodwin "the most explosive back I've ever coached." ... Also a member of the track and field team.

ARMONI GOODWIN'S CAREER RUSHING HIGHS

Rushing attempts: 12 vs. Southern, 2022
 Rushing yards: 85 vs. Southern, 2022
 Rushing TDs: 2, 2x - vs. New Mexico, 2022; vs. Southern, 2022
 Long rush: 47 vs. Mississippi State, 2022

ARMONI GOODWIN'S CAREER RECEIVING HIGHS

Receptions: 1, 6x (Last: vs. Ole Miss, 2022; First: at Mississippi State, 2021)
 Receiving yards: 14 vs. Mississippi State, 2022
 Receiving TDs: 0
 Long reception: 14 vs. Mississippi State, 2022

ARMONI GOODWIN'S CAREER RUSHING STATISTICS

YEAR	G-GS	No.	Yards	TD	Long
2021	6-0	16	65	0	21
2022	7-3	45	267	5	47 (TD)
TOTAL	13-3	61	332	5	47 (TD)

ARMONI GOODWIN'S CAREER RECEIVING STATISTICS

YEAR	Rec.	Yards	TD	Long
2021	2	5	0	3
2022	4	19	0	14
TOTAL	6	24	0	14



90

Jacobian Guillory

Defensive Tackle
6-2 · 315 · So. · 1L
Alexandria, La.
Alexandria High School

Strong defensive line talent who adds depth to the position group ... Has shown steady improvement since his arrival on campus in 2020 ... Tremendous strength with a low center of gravity ... A former two-time 5A state champion in the shot put in high school, once heaving it 55-feet, 5-inches ... A hard worker, he continues to work on flexibility and his technique ... Nickname is Tank ... Majoring in sport administration.

SOPHOMORE SEASON (2022)

Collected one tackle vs. Georgia in SEC title game ... Logged two tackles at Texas A&M ... Recorded two tackles in Ole Miss game ... Posted two tackles in Tennessee game ... Recorded one tackle in Auburn game ... Made first career LSU start in win vs. Mississippi State ... Registered one tackle in LSU win over Southern ... Played in LSU's season opener vs. Florida State, recording one solo tackle.

REDSHIRT FRESHMAN SEASON (2021)

Part of LSU's defensive line rotation, seeing action in 11 games with no starts ... Recorded 9 tackles, 1.5 tackles for loss (-3) and a half-sack ... Closed year with 3 tackles and a tackle for a 1-yard loss against Kansas State in the Texas Bowl in what was the most extensive action of his career ... Had a pair of tackles in win over McNeese and 3 the following week in a victory over Central Michigan ... First career sack came in win over Central Michigan ... Other tackle came at Ole Miss.

TRUE FRESHMAN SEASON (2020)

Appeared in one game, seeing action against Alabama in Tiger Stadium ... Did not record any statistics.

HIGH SCHOOL

Played at Alexandria Senior High School in Alexandria, Louisiana... Competed in the 2020 Pro Football Hall of Fame World Bowl and the 2020 All-American Bowl... Three-sport standout in football, powerlifting and track and field... Two-time state champion as a powerlifter and is a state champion in the shot put... Rated a four-star defensive tackle by 247Sports, ESPN and Rivals... Rivals ranks him the fifth-best prospect in Louisiana and the ninth-best defensive tackle... 247Sports ranks him as the No. 6 overall prospect in the state... As a senior, recorded 76 tackles, 26 tackles for loss, seven sacks and two forced fumbles despite being double-teamed most of the time ... Tallied 38 tackles, including 10 solo in his freshman year... Helped his squad to the second round of the state playoffs in 2019 ... Has cleared 740 pounds in the squat, 370 pounds in the bench and 625 pounds in the deadlift.

JACOBIAN GUILLORY'S CAREER HIGHS

Tackles: 3 vs. Kansas State, 2022 Texas Bowl
Tackles for loss: 1.0 vs. Kansas State, 2022 Texas Bowl
Sacks: 0.5 vs. Central Michigan, 2021

JACOBIAN GUILLORY'S CAREER STATISTICS

YEAR	G-GS	UT	AT	TT	TFL	Sacks	PBU	QBH	INT	FF	FR
2020	1-0	0	0	0	0-0	0-0	0	0	0	0	0
2021	11-0	2	7	9	1.5-4	0.5-3	0	0	0	0	0
2022	13-1	3	7	10	0-0	0-0	0	0	0	0	0
Total	25-1	5	14	19	1.5-4	0.5-3	0	0	0	0	0



95 Tygee Hill

Defensive Tackle
6-3 · 300 · Fr./HS
New Orleans, La. (Edna Karr High School)

Young defensive line prospect with huge upside ... Learning behind some of LSU's outstanding defensive linemen ... Difficult to block and good at stopping the run ... Will add quality depth to one of the nation's top defensive lines in 2022 ... Majoring in textiles/apparel and merchandising.

FRESHMAN SEASON (2022)

Recorded one tackle vs. UAB ... Made first career LSU appearance in the Tigers' game vs. Southern.

HIGH SCHOOL

Dominant defensive lineman from Edna Karr HS in New Orleans ... Ranked as the No. 16 prospect in the state by 247Sports for the class of 2022 ... Ranked as the nation's 24th-best defensive tackle prospect by Rivals ... Started as a freshman for undefeated, 4A state champion Edna Karr ... Helped Edna Karr to its fourth consecutive Louisiana 4A state championship in 2019.



17 Chris Hilton Jr.

Wide Receiver
6-1 · 182 · Fr. + 1L
Zachary, La. (Zachary HS)

One of the most talented all-around athletes on the LSU football team ... One of the fastest players in college football ... Joined the Tigers after a stellar high school career in both football and track and field at Zachary High School ... Player with outstanding speed and jumping ability to out leap defenders for the ball ... Player that possesses great hands along with being a good route runner ... Tremendous knowledge of the game ... Appeared in four games as a true freshman, making his mark in the bowl game against Kansas State when he hauled in an 81-yard TD pass as time expired ... Majoring in sport

administration.

REDSHIRT FRESHMAN SEASON (2022)

Caught one pass for 51 yards that led to an LSU field goal in win over New Mexico ... Earned a start in LSU win vs. Mississippi State ... Caught five passes for 47 yards in LSU win over Southern.

TRUE FRESHMAN SEASON (2021)

Played in four games with two starts ... First career start came in win over Louisiana-Monroe ... Made collegiate debut at UCLA ... Slowed by an nagging injury for much of the season ... Returned to action for the Louisiana-Monroe game in late November and appeared in LSU's final 3 games ... Caught first collegiate pass against ULM for no gain ... Had 81-yard TD reception from Jontre Kirkin as time expired against Kansas State in the Texas Bowl ... Finished season with 2 receptions for 81 yards and a TD ... Added 1 tackle on special teams.

HIGH SCHOOL


Two-sport standout at Zachary High School, excelling in both football and track and field ... Four-stars from 247 Sports, Rivals and ESPN ... Listed as the No. 4 overall prospect in Louisiana and No. 54 nationally by 247 Sports ... As a junior in 2019, hauled in 43 passes for 846 yards and 11 TDs ... As a sophomore, caught a screen pass and raced 80 yards for the game-winning touchdown in Zachary's 5A state title win in 2018 over West Monroe... Named to the Sports Illustrated All-American 250... Participated in track and field in high school competing in sprints and high jump... One of the nation's top prep high jumpers ... Won the 5A Louisiana Outdoor state title for the third time as a senior with a jump of 6-07.50 ... Also claimed the 2021 5A state title outdoors in the 400-meters with a time of 47.50 ... As a senior, recorded a season-best jump of 7-0 1/4 ... As a senior indoors, he claimed 5A state titles in both the 400-meters and high jump ... Won the Louisiana indoor state championship in the high jump as a sophomore and the 5A state championship in the same event as a freshman ... Coached by David Brewerton.

CHRIS HILTON'S CAREER HIGHS

Receptions: 5 vs. Southern, 2022
Receiving Yards: 81 vs. Kansas State, 2022 Texas Bowl
Receiving TDs: 1 vs. Kansas State, 2022 Texas Bowl
Longest Reception: 81 vs. Kansas State, 2022 Texas Bowl

CHRIS HILTON'S CAREER RECEIVING STATISTICS

YEAR	G-GS	REC.	YDS.	TD	LONG
2021	4-2	2	81	1	81 (TD)
2022	4-1	6	98	0	51
TOTAL	8-3	8	179	1	81 (TD)



50 Emery Jones Jr.

Offensive Line
6-6 · 335 · Fr./HS
Baton Rouge, La. (Catholic High School)

- 2022 College Football News Third-Team Freshman All-American
- 2022 Freshman All-SEC (League Coaches)

Highly-touted offensive lineman who came to LSU ready to play ... One of the most dominant offensive linemen nationally for the Class of 2022 ... Powerful in every aspect of the game with the ability to move defenders against their will ... Versatile and athletic and has the ability to play any position on the line of scrimmage ... Also played basketball for Catholic High School ... Teams with fellow freshmen Will Campbell to give LSU a dominant pair of offensive linemen to build around.

FRESHMAN SEASON (2022)

Has taken over as the Tigers' full-time starter at right tackle ... Recorded first career LSU start - at right tackle - in Week 3 win vs. Mississippi State ... Made LSU debut in Tigers' season opener vs. Florida State.

HIGH SCHOOL

Another outstanding offensive line prospect from the state of Louisiana for the Class of 2022 ... Prepped at Catholic High School in Baton Rouge where he helped his team to back-to-back Division I state titles in 2020 and 2021 ... Cornerstone of a dominant Catholic offense that produced a 12-1 season in 2021 ... Twice named 5A first team All-State in 2020 and 2021 ... First team all-district in 2020 and 2021 ... In his four years at Catholic, team went a combined 44-7 and played in the Division I state title game four times ... Invited to play in the Under Armour All-American Game... Ranked No. 226 in ESPN's Top 300 list... Four-star prospect and ranked as the No. 12 player in the state of Louisiana by 247Sports... Also played basketball at Catholic ... Coached in high school by David Simoneaux Jr.



6 Mike Jones Jr.

Linebacker
6-1 · 230 · Jr. · 1L
Nashville, Tenn. (IMG Academy/Clemson University)

- 2022 LSU National L Club Permanent Team Captain

FIGHTING TIGERS Player Profiles

Enters second season at LSU after transferring from Clemson in the summer of 2021 ... Settled in as a middle linebacker for the Tigers during the spring and is in line to have his best year as a college defender in 2022 ... Has played both inside and outside linebacker as well as nickel back during his college career ... Versatile player with great instincts ... Tremendous vision and pursuit of the ball ... Team leader on and off the field ... Transferred to LSU in the summer of 2021 after playing in 29 games with seven starts at Clemson ... Emerged as one of LSU's most consistent defenders in 2021 ... Capped first year at LSU playing in all 13 games, starting the final five contests ... Entered 2022 season having played in 42 collegiate games (29 at Clemson, 13 at LSU) with 12 starts (7 at Clemson, 5 at LSU) ... At Clemson, registered 47 tackles, 8.0 tackles for loss, a half sack and two interceptions ... Started seven games for the national semifinalist Tigers in 2020, recording 30 tackles, 4.0 tackles for loss, four pass breakups, two interceptions and a forced fumble ... Twice named to the ACC Honor Roll in 2018-19 ... Redshirted as a true freshman in 2018 and then granted another year of eligibility due to the NCAA's ruling on Covid in 2020 ... A Nashville, Tenn., native who finished his high school career at IMG Academy in Florida ... Graduated from Clemson with a degree in communications.

JUNIOR SEASON (2022)

Recorded three tackles vs. Tennessee ... Registered three tackles in Auburn game ... Posted four tackles in New Mexico game with 0.5 tackle for loss (-1 yard) ... Recorded three tackles in win vs. Mississippi State ... Posted three tackles in Tigers' win over Southern ... Started at linebacker in LSU's season opener vs. Florida State and registered two total tackles.

SOPHOMORE SEASON (2021)

Appeared in 13 games, starting the final five games of the season at outside linebacker ... Recorded 34 tackles, 2.5 tackles for loss (-16) and a sack (-12) ... Added a pair of QB hurries and a pass breakup ... Got first LSU start at Alabama and responded with 5 tackles, a sack for a 12-yard loss and a tackle for loss ... Against Alabama, LSU held the Crimson Tide to only 6 yards rushing, the fewest in an SEC game in school history ... Had season-best 6 tackles in win over Mississippi State ... Added four tackles, including one for a 3-yard loss, at Ole Miss ... Had five tackles and a pass breakup in LSU's win over Texas A&M in regular season finale ... Finished year with three tackles and a QB hurry against Kansas State in the Texas Bowl.

SOPHOMORE SEASON (2020 AT CLEMSON)

Played in 10 games with seven starts ... Credited with 30 tackles (4.0 for loss), four pass breakups, two interceptions, a forced fumble and a half-sack in 359 snaps ... Named as a second-team All-ACC selection by PFF ... First career start came vs. Wake Forest (6 tackles) ... Started home opener vs. The Citadel ... Collected three tackles and a pass breakup vs. Virginia ... Registered one tackle and a pass breakup vs. No. 7 Miami ... Contributed four tackles (2.0 for loss) and a forced fumble at Georgia Tech ... Against Syracuse, recorded three tackles, a half-sack and his first career interception, which he returned 40 yards to the three-yard line to set up a Clemson touchdown, helping him share team defensive player of the game honors ... Missed two games but returned to action with a two-tackle performance vs. Pitt ... Recorded eight tackles (1.5 for loss) and a pass breakup at Virginia Tech ... Added a tackle in ACC Championship Game vs. No. 2 Notre Dame ... Posted two tackles and a red zone interception in Sugar Bowl vs. No. 3 Ohio State.

REDSHIRT FRESHMAN SEASON (2019 AT CLEMSON)

Credited with 19 tackles (4.0 for loss) a forced fumble and a pass breakup in 181 snaps over 15 games ... contributed to wins against Georgia Tech and No. 12 Texas A&M ... added four tackles (one for loss) at Syracuse ... made three tackles vs. Charlotte ... added a tackle vs. Florida State and at Louisville ... recorded two tackles, both for loss, vs. Boston College ... contributed two tackles (one for loss) and his first career forced fumble vs. Wofford ... made three tackles at NC State ... posted two tackles vs. Wake Forest ... broke up a pass on a fourth-down stop at South Carolina ... added one tackle vs. No. 22 Virginia in the ACC Championship Game ... played on special teams vs. No. 2 Ohio State and No. 1 LSU.

TRUE FRESHMAN SEASON (2018 AT CLEMSON)

Credited with three tackles in 15 snaps in three games while redshirting ... posted three tackles in 13 snaps in his collegiate debut vs. NC State ... also saw action vs. Louisville and Duke.

HIGH SCHOOL

Rated as the No. 208 player in the nation by ESPN and No. 210 player by 247Sports ... No. 10 outside linebacker in the nation by ESPN and No. 15 outside linebacker by 247Sports ... played in Under Armour All-American Game ... played two years at IMG (Fla.) Academy, helping it to a No. 2 final national ranking and 9-0 record as a senior, and a No. 4 national ranking and an 11-0 record as a junior ... had 22 tackles, five tackles for loss, five pass breakups and a recovered fumble as a junior ... had 11 passing touchdowns and 10 rushing touchdowns along with 60 tackles and 13 sacks as a freshman ... coached by Kevin Wright at IMG Academy.

MIKE JONES' LSU CAREER HIGHS

Tackles: 6 at Mississippi State, 2021
Tackles for loss: 1.5 at Alabama, 2021
Sacks: 1 at Alabama, 2021; vs. Florida State, 2022
Quarterback Hurries: 1 vs. Texas A&M, 2021

MIKE JONES' CAREER STATISTICS (AT CLEMSON)

YEAR	G-GS	UT	AT	TT	TFL	SACKS	PBU	QBH	INT	FF	FR
2018	4-0	0	2	2	0	0	0	0	0	0	0
2019	15-0	12	7	19	4.0-19	0	1	0	0	1	0
2020	10-7	13	13	26	4.0-10	0.5-4	2	1	2-40	1	0
TOTAL	29-7	25	22	47	8.0-29	0.5-4	3	1	2-40	2	0

MIKE JONES' CAREER STATISTICS (AT LSU)

YEAR	G-GS	UT	AT	TT	TFL	SACKS	PBU	QBH	INT	FF	FR
2021	13-5	14	20	34	2.5-16	1.0-12	1	2	0	0	0
2022	13-4	5	13	18	0.5-1	0-0	0	0	0	0	0
TOTAL	26-9	19	33	52	3.0-17	1.0-12	1	2	0	0	0



35 Sai'vion Jones

Defensive End
6-6 · 250 · So. · 1L
Vacherie, La. (St. James High School)

Gifted athlete with tremendous upside ... Joined the Tigers after a standout three-sport career at St. James High School ... Continues to develop both mentally and physically ... Expected to be a contributor in 2022, helping with depth along a talented defensive line ... Will line up at his more natural position of defensive end under defensive coordinator Matt House ... Sought out mentoring from LSU senior Ali Gaye ... Has the frame of an elite defensive end, standing 6-foot-5 and weighing 250 pounds and possessing a lengthy wing span ... Explodes off the ball with a quick first step ... Saw action in 11 games as a true freshman ... Majoring in sports administration.

SOPHOMORE SEASON (2022)

Recorded three tackles at Texas A&M ... Posted one tackle for loss (-1 yard) vs. UAB ... Logged four tackles, including 1.0 sack (-7 yards) at Arkansas ... Recorded four tackles, including a 0.5 tackle for loss (-1 yard) in win at Florida ... Posted one QB hurry in Auburn game ... Started at DE vs. New Mexico and posted two tackles, including 1.0 sack (-8 yards) ... Recorded two tackles, including one sack (-8 yards), and one forced fumble in win vs. Mississippi State ... Made first career LSU start on Sept. 10 vs. Southern and recorded six tackles, 0.5 sack (-3 yards) and a pass breakup.

TRUE FRESHMAN SEASON (2021)

Appeared in 11 games with no starts ... Capped season with three tackles and a quarterback hurry ... Had one tackle in games against Central Michigan, Arkansas and Louisiana-Monroe.

HIGH SCHOOL


Named the Baton Rouge Advocate's Outstanding Defensive Player for 3A and below in 2020 after recording 75 tackles, 20 tackles for loss, 10 sacks and 23 quarterback hurries ... Class 3A MVP and first team all-state ... Listed as a four-star player by 247 Sports and rated as the No. 5 player in Louisiana ... Listed as a three-star prospect by ESPN and rated as the nation's No. 55 defensive end and the 13th best overall player in the state of Louisiana ... As a junior, led his team to the 3A state title, the school's first since 1979 ... Recorded 103 tackles, 13 tackles for loss, 13 sacks and 25 quarterback hurries as a junior ... Earned Class 3A MVP honors after leading his team to a 15-0 overall mark ... Coached by Robert Valdez.

SAIVION JONES' CAREER HIGHS

Tackles: 6 vs. Southern, 2022
Sacks: 1.0, 3x - at Arkansas, 2022; vs. New Mexico, 2022; vs. Mississippi State, 2022
Tackles for Loss: 1.0, 4x - vs. UAB, 2022; at Arkansas, 2022; vs. New Mexico, 2022; vs. Mississippi State, 2022
Interceptions: 0

SAI'VION JONES' CAREER STATISTICS

YEAR	G-GS	UT	AT	TT	TFL	SACKS	PBU	QBH	INT	FF	FR
2021	11-0	1	2	3	0	0	0	1	0	0	0
2022	12-2	10	12	22	5.0-28	3.0-23	1	1	0	1	0
TOTAL	23-2	11	14	25	5.0-28	3.0-23	1	2	0	1	0



2 Kyren Lacy

Wide Receiver
6-2 · 217 · Jr./Trf.
Thibodaux, La.
(Thibodaux High School/Louisiana-Lafayette)

Transfer wide receiver from Louisiana-Lafayette where he made an immediate impact with the Cajuns as a freshman in 2020 ... Took part in spring practice with the Tigers in 2022 ... In line for playing time as part of LSU's deep wide receiver group ... Appeared in 25 games in two years at ULL, catching 50 passes for 668 yards and 10 touchdowns ... A native of Thibodaux, La., developing into one of the state's top wide receivers at Thibodaux High School ... Majoring in sports administration.

JUNIOR SEASON (2022)

Caught three passes for 43 yards in SEC title game vs. Georgia ... Made first career LSU start at Texas A&M and caught one pass for eight yards ... Two receptions for 12 yards vs. UAB ... One catch for five yards vs. Alabama ... Caught two passes for 18 yards vs. Ole Miss ... Two receptions for 17 yards at Florida ... Four catches for 24 yards vs. Tennessee ... Recorded four catches for 41 yards in New Mexico game ... Caught two passes for 29 yards vs. Southern ... Made LSU debut vs. Florida State, catching one pass for 14 yards.

SOPHOMORE SEASON (2021 AT LOUISIANA-LAFAYETTE)

Played in all 13 games helping the Cajuns to a 13-1 mark and the Sun Belt Conference title ... Started six games ... Ranked fourth on team with 22 receptions for 304 yards ... Led team with 6 TD receptions ... Caught TD passes against Troy, ULM, Liberty, Appalachian State, Texas and Marshall ... Caught one pass for a 9-yard TD in bowl win over Marshall ... Had season-best three receptions on four occasions (vs. Texas, 40 yards; vs. Nicholls, 27 yards, vs. Georgia Southern, 40 yards, and vs. Texas State, 18 yards) ... Caught a TD pass in four of ULL's final five games, including three straight in wins over Troy, Liberty and ULM.

FRESHMAN SEASON (2020 AT LOUISIANA-LAFAYETTE)

Played in 11 games ... Led the Cajuns in receiving with 28 receptions for 364 yards and 4 touchdowns ...

His four scores were tied for the most on the team and the 12th most in the Sun Belt... Was one of only 21 receivers in the Sun Belt Conference with 20 receptions and 300 yards ... Caught three passes for a career-best 57 yards and his first touchdown at Georgia State...That game sparked an eight-game streak where he recorded at least two receptions ... Added touchdown receptions against Texas State and ULM...Against the Warhawks, he caught a career-high five passes for 48 yards...Finished the year with four catches for 38 yards and his fourth touchdown against UTSA in the SERVPRO First Responder Bowl.

HIGH SCHOOL

Listed as the No. 8 receiver in the state of Louisiana by 247Sports ...Had an incredible senior season, tallying 54 receptions for 864 yards along with 18 touchdowns...Earned a First Team All-District nod in 2019...Was a highly regarded high school basketball player who won the 5A State Championship.

KYREN LACY'S CAREER HIGHS (2020-21 AT LOUISIANA-LAFAYETTE, 2022 AT LSU)

Receptions: 5 at ULM, 2020
Receiving Yards: 57 at Georgia State, 2020
Receiving TDs: 1, 10x (Last: vs. Marshall, 2021)
Long Reception: 55 vs. Appalachian State, 2021

KYREN LACY'S CAREER STATISTICS (2020-21 AT LOUISIANA-LAFAYETTE; 2022 AT LSU)

YEAR	G-GS	REC.	YDS.	TD	LONG
2020	11-1	28	364	4	36
2021	14-6	22	304	6	55
2022	13-1	22	211	0	20
TOTAL	38-8	72	879	10	55



82 Jack Mashburn

Tight End
6-3 · 237 · Sr. · 2L
Mandeville, La.
St. Paul's High School

- 2021 SEC Academic Honor Roll
- 2020 SEC Academic Honor Roll

A former walk-on who established himself as a key part of LSU's offense in 2021 ... Made his impact as relentless blocking tight end last year ... Player willing to do anything to help the team ... Joins Kole Taylor as the veterans in LSU's tight end room ... Hard-nosed player who prides himself in making a block as much as hauling in a pass ... Tough and competitive ... Smart and instinctive, especially when it comes to blocking schemes ... Team leader ... 26 career appearances with four starts ... Twice named to the SEC Academic Honor Roll in 2020 and 2021 ... Finance major.

JUNIOR SEASON (2022)

One reception for two yards vs. UAB ... Recorded a special teams tackle at Arkansas ... Caught one pass for 10 yards in Southern game.

SOPHOMORE SEASON (2021)

Played in 12 games, starting 4 times ... First career start came at Ole Miss after proving what an asset his blocking ability could be for the Tigers ... Had tremendous game against Kentucky as a blocking tight end, helping Ty Davis-Price to a 100-yard game ... The following week against Florida, again showed his worth as a blocker, helping pave the way for a record-setting performance by Davis-Price ... In the win over Florida, Davis-Price rushed for an LSU record 287 yards ... Started the next two games ... at Ole Miss and at Alabama ... Had his SportsCenter moment against Alabama when he teamed with Avery Atkins on a fake punt that resulted in a 26-yard gain and a first down for the Tigers ... First career reception came against Florida for 7 yards ... Other receptions came vs. Arkansas (18 yards) and against Kansas State in the Texas Bowl (2 yards).

REDSHIRT FRESHMAN SEASON (2020)

Appeared in three games in 2020 ... Saw action in a 37-34 upset win at Florida and in the victory over Ole Miss in the season finale.

TRUE FRESHMAN SEASON (2019)

Earned a spot on the team as a walk-on ... Did not appear in any contests.

HIGH SCHOOL

Played at St. Paul's High School in Covington, Louisiana... As a junior, completed 121 of 186 passes for 1,501 yards and nine passing touchdowns... Also rushed 82 times for 365 and five touchdowns... Added 29 receptions for 297 yards and one touchdown... Completed 136 of 343 passes in his senior season for 1,611 yards and six touchdowns... On the ground, he had 129 carries for 718 yards and 16 touchdowns.

JACK MASHBURN'S CAREER HIGHS

Receptions: 1, 6x (Last: vs. UAB, 2022; First: vs. Florida, 2021)
Receiving Yards: 26 at Alabama, 2021
Receiving TDs: 0
Long Reception: 26 at Alabama, 2021

JACK MASHBURN'S CAREER RECEIVING STATISTICS

YEAR	G-GS	No.	Yards	TD	Long
2019	0-0	0	0	0	0
2020	3-0	0	0	0	0
2021	12-4	4	53	0	26
2022	11-0	2	12	0	10
TOTAL	26-4	6	65	0	0



8 Malik Nabers

Wide Receiver
6-0 · 195 · So. · 1L
Lafayette, La. (Southside High School)

· 2021 Freshman All-SEC (SEC Coaches)

Billed as an electric wide receiver who makes plays all over the field and didn't disappoint as a true freshman in 2021 even though he was playing football for the first time in over a year ... Missed senior season of high school football due to a transfer rule that caused him to be ruled ineligible ... Poised for a breakout season in 2022 after establishing himself as one of LSU's top receivers a year ago ... Used the spring to improve as a player, but to also become more of a leader on the team ... Can play either the slot or on the outside ... Is a natural at the position ... Very fluid, making his play look almost effortless ... Much more than just a pass-catcher ... Can block and is a player who must be accounted for on every down ... A threat to score or make a big play every time he gets his hands on the ball ... Reliable receiver with tremendous hands ... Good after the catch ... Elusive runner who is difficult to track down and tackle ... Majoring in mass communications.

SOPHOMORE SEASON (2022)

Caught five passes for 128 yards and a 34-yard TD vs. Georgia in SEC Championship Game ... Led LSU with seven catches for 69 yards at Texas A&M; caught a career-high seven passes for the second straight week ... Also had seven receptions for 129 yards vs. UAB, including a long of 47 yards ... Recorded two catches for 24 yards at Arkansas ... Logged six catches for 49 yards vs. Alabama ... Caught four passes for 37 yards in win over Ole Miss ... Four catches for 48 yards in win at Florida ... LSU's leading receiver in Tennessee game with six catches for 80 yards ... Two catches for 26 yards in win at Auburn ... Caught six passes for 65 yards vs. New Mexico ... Led LSU with six catches for 76 yards in win vs. Mississippi State, including a long of 27 yards on a fourth-and-3 conversion to the MSU 7-yard line to highlight a fourth-quarter TD drive ... Recorded three catches for 81 yards - including a long of 60 - and one TD in LSU's win over Southern ... Caught five passes for 34 yards in LSU's season opener versus Florida State.

TRUE FRESHMAN SEASON (2021)

Made the transition to college with ease, playing in 11 games with 6 starts as a freshman ... Earned Freshman All-SEC honors ... Ranked among LSU's leaders in receptions (28), yards (417) and touchdowns (4) ... Caught at least one pass in 10 of his 11 appearances ... Emerged late in the season as one of LSU's go-to receivers, catching a combined 14 passes for 245 yards and 2 scores in final 4 games of the season ... Had breakout performance in win over Louisiana-Monroe with 4 receptions for career-best 143 yards and a TD ... Followed that with career-best 6 receptions for 51 yards in win over Texas A&M ... Closed out season with 2 catches for 17 yards and a TD against Kansas State in the Texas Bowl ... Also rushed for 23 yards on 4 carries in the Texas Bowl ... Other TDs came against Kentucky (41 yards) and Ole Miss (9 yards) ... First career start came vs. Auburn (2 receptions for 30 yards).

HIGH SCHOOL

Played first three years of high school football at Comeaux in Lafayette, Louisiana before transferring to Southside High School in Youngsville, Louisiana for senior season ... Was unable to play football as a senior due to his transfer waiver being denied ... Still managed to record a four-star rating from 247 Sports and Rivals...Rated as the No. 6 prospect in the state of Louisiana and the 18th-best overall wide receiver, according to 247 Sports... In 2019, he caught 58 passes for 1,223 yards and 21 touchdowns... Ran a 4.44 40-yard dash and has a 38-inch vertical... Played on the Louisiana Bootlegger 7-on-7 team in the summer after his sophomore season... A three-sport athlete, who participated in football, basketball, and track and field.

MALIK NABERS' CAREER HIGHS

Receptions: 7, 2x - at Texas A&M, 2022; vs. UAB, 2022
Receiving Yards: 143 vs. Louisiana-Monroe, 2021
Receiving TDs: 1, 6x (Last: vs. Georgia, 2022; First: at Kentucky, 2021)
Long Reception: 67 vs. Louisiana-Monroe, 2021

MALIK NABERS' CAREER RECEIVING STATISTICS

YEAR	G-GS	NO.	YARDS	TD	LONG
2021	11-6	28	417	4	67 (TD)
2022	13-10	63	854	2	60
TOTAL	24-16	91	1,271	6	67 (TD)



33 Javen Nicholas

Wide Receiver
5-9 · 180 · Fr. · HS
New Orleans, La. (St. Augustine High School)

Joined the Tigers as a preferred walk-on in 2022 ... Speedy receiver who can also help in the return game ... Standout at St. Augustine High School in New Orleans ... Attended same high school as former LSU standouts Tyrann Mathieu and Leonard Fournette ... Fournette actually presented Nicholas with the No. 5 jersey in the spring of 2021 ... The No. 5 jersey was the same number Fournette wore during his prep days at St. Aug ... Majoring in mechanical engineering.

FRESHMAN SEASON (2022)

Recorded one 18-yard kickoff return in win vs. Mississippi State ... Returned one kickoff for 18 yards in LSU's game vs. Southern.

HIGH SCHOOL

Excelled in both the classroom and the playing field at St. Augustine High School in New Orleans ...

FIGHTING TIGERS Player Profiles

Honor Roll student who graduated with over a 4.0 grade point average ... As a senior, accumulated 1,522 all-purpose yards and 18 touchdowns as a receiver and return specialist ... Scored 4 TDs as a senior in win over Holy Cross ... Recorded 8 receptions for 133 yards and returned a punt 70 yards for a TD in that game ...



13 Garrett Nussmeier

Quarterback
6-2 · 194 · Fr.+ · HS
Lake Charles, La.
(Flower Mound (Texas) – Marcus High School)

· 2021 SEC Academic Honor Roll

Enters second season with the Tigers after seeing action in four games as a true freshman in 2021 ... Served as LSU's backup quarterback a year ago, appearing in four games ... Graduated high school early and enrolled at LSU in the spring of 2021, taking part in spring drills ... Has the "it" factor ... Vocal player on the field with a big arm and a lot of confidence ... Has the ability to extend plays with his feet ... Can make all the throws necessary to win in the SEC ... Named to the 2021 SEC Academic Honor Roll ... Grew up in a quarterback family as his dad Doug played the position the NFL ... Dad is currently the quarterbacks coach for the Dallas Cowboys ... Majoring in mass communications.

REDSHIRT FRESHMAN SEASON (2022)

Started the second half of the SEC Championship Game vs. Georgia and threw for a career-high 294 yards and two TDs, completing 15 of 27 attempts ... Connected on 1-of-1 pass for eight yards at Texas A&M ... Completed 1-of-2 passes for two yards vs. UAB ... Came off the bench in fourth quarter at Auburn after an injury to Jayden Daniels and completed two of six passes for five yards ... Completed nine of 10 passes in a reserve role vs. New Mexico for 135 yards, including a 57-yard TD strike to Brian Thomas Jr. ... Came off the bench in LSU's win over Southern to complete 13 of 23 passes for 183 yards, including a 60-yard connection with wide receiver Malik Nabers.

TRUE FRESHMAN SEASON (2021)

Backup quarterback for the Tigers as a true freshman ... Appeared in four games ... Granted a redshirt ... Action came against McNeese, Central Michigan, Ole Miss and Arkansas ... Finished year 29-of-57 for 329 yards, 2 TDs and 2 interceptions ... Most extensive time came against Arkansas when he took over for Max Johnson after the first two series of the game ... Connected on 18-of-31 passes for 179 yards, 1 TD and a pair of interceptions against the Razorbacks ... Against Ole Miss, threw first TD of college career, connecting with Malik Nabers for a 9-yard score in the fourth quarter ... Completed 7-of-12 passes for 103 yards against Ole Miss ... Collegiate debut came in week 2 against McNeese, going 3-of-10 for 19 yards ... The following week was 1-of-4 for 28 yards against Central Michigan.

HIGH SCHOOL

Four-star pro-style quarterback from Marcus High School in Flower Mound, Texas ... Born in Lake Charles, Louisiana ... One of the nation's top quarterback prospects ... Earned four stars from 247 Sports, ESPN and Rivals ... Ranked No. 13 at his positional nationally by ESPN as well as being the No. 9 prospect overall in Texas and No. 61 overall ... Led his team to a 9-0 mark and the district title as a senior ... Threw for 50 touchdowns and over 5,300 yards as a sophomore and junior ... In 2019, he earned Texas District 6-6A MVP Honors ... Selected to 2020 Under Armour All American Game ... 2020 Texas 6A Midseason Player of the Year ... Completed 213-of-293 passes for 2,815 yards, 33 touchdowns and only five interceptions as a senior in 2020 ... For career, racked up 8,160 passing yards and 83 touchdowns, completing 623 passes on 946 attempts with only 20 interceptions ... Son of Doug Nussmeier, the quarterbacks coach for the Dallas Cowboys ... His dad Doug was drafted in the fourth round of the 1994 NFL Draft by the New Orleans Saints and spent five years (1994-98) with the franchise ... His dad played college football at the University of Idaho where he was named the 1993 Walter Payton Player of the Year, an award given annually to the top player in Division I-AA football.

GARRETT NUSSMEIER'S CAREER PASSING HIGHS

Pass attempts: 31 vs. Arkansas, 2021
 Pass completions: 18 vs. Arkansas, 2021
 Pass yards: 294 vs. Georgia, 2022
 Pass TDs: 2 vs. Georgia, 2022
 Had intercepted: 2, 2x (Last: vs. Southern, 2022; First: vs. Arkansas, 2021)
 Long pass: 60 vs. Southern, 2022

GARRETT NUSSMEIER'S CAREER RUSHING HIGHS

Rush attempts: 2 vs. Arkansas, 2021
 Rush yards: -5 vs. McNeese, 2021
 Long rush: 0

GARRETT NUSSMEIER'S CAREER STATISTICS

PASSING							
YEAR	G-GS	COMP	ATT	INT	YDS	TD	LONG
2021	4-0	29	57	2	329	2	33
2022	6-0	41	69	3	627	3	60
TOTAL	10-0	70	126	5	956	5	60

RUSHING

YEAR	ATT	YDS	TD	LONG
2021	5	-46	0	0
2022	1	-13	0	0
TOTAL	6	-59	0	0



30 Greg Penn III

Linebacker
6-2 · 238 · So. · 1L
Baltimore, Md. (DeMatha Catholic)

Came on strong at the end of the 2021 season and that propelled him into an outstanding spring ... Goes into 2022 as one of LSU's core linebackers ... An every-down linebacker with good speed and the ability to make plays sideline-to-sideline ... Development has flourished in his brief time with defensive coordinator Matt House ... Only a sophomore, has tremendous upside and gained praise last year for his play during practice by former LSU All-America linebacker Damone Clark ... 23 career appearances with 14 starts ... First start came against Kansas State in the 2022 Texas Bowl and he looked like a natural at the position ... Majoring in sports administration.

SOPHOMORE SEASON (2022)

Posted five tackles vs. Georgia ... Tied his career-high with nine tackles at Texas A&M, including 1.0 tackle for loss (-1 yard) ... Recorded a team-high eight tackles, including one stop for a four-yard loss, vs. UAB ... Posted a career-best nine tackles at Arkansas, including 2.5 tackles for loss (-5 yards) and one PBU ... Logged two tackles in Alabama game ... Registered six tackles in Ole Miss game ... Posted six tackles and one QB hurry at Florida ... Recorded a career-best eight tackles vs. Tennessee ... Registered four tackles, 1.5 tackles for loss (-5 yards), one PBU and one QB hurry in win at Auburn ... Recorded three total tackles in win vs. Mississippi State ... Posted four tackles, a fumble recovery and a pass break-up in win over Southern ... Started at linebacker in LSU's season opener vs. Florida State, recording six total tackles, including five solo stops.

TRUE FRESHMAN SEASON (2021)

Appeared in 10 games, starting the Texas Bowl against Kansas State ... Made the most of that opportunity, recording a career-best 7 tackles ... Had 2 tackles against UCLA in his collegiate debut ... Posted 2 stops against Ole Miss ... Finished year with 11 tackles ... Also contributed on special teams.

HIGH SCHOOL

Prepped at powerhouse Dematha Catholic School in Hyattsville, Maryland ... Listed as a four-star prospect by 247 Sports, Rivals and ESPN ... Rated as the nation's No. 11 inside linebacker and the 10th best player in the state of Maryland in the 247 Sports Composite ... Named to Butkus Award High School watch list prior to the 2020 season.

GREG PENN'S CAREER HIGHS

Tackles: 9, 2x - at Texas A&M, 2022; at Arkansas, 2022
 Tackles for loss: 2.5 (-5 yards) at Arkansas, 2022
 Sacks: 0

GREG PENN'S CAREER STATISTICS

YEAR	G-GS	UT	AT	TT	TFL	SACKS	PBU	QBH	INT	FF	FR
2021	10-1	5	6	11	0-0	0-0	0	0	0	0	0
2022	13-13	37	33	70	6.0-15	0-0	3	2	0	0	1
TOTAL	23-14	42	39	81	6.0-15	0-0	3	2	0	0	1



40 Harold Perkins Jr.

Linebacker
6-2 · 220 · Fr.
New Orleans, La. (Cypress Park HS - New Orleans, La.)

- 2022 College Football News First-Team Freshman All-American
- 2022 First-Team All-SEC (Associated Press)
- 2022 Second-Team All-SEC (League Coaches)
- 2022 Freshman All-SEC (League Coaches)
- 2022 LSU Percy E. Roberts Defensive Player of the Year Award
- 2022 Walter Camp National Defensive Player of the Week vs. Arkansas
- 2022 SEC Defensive Player of the Week vs. Arkansas
- 2022 SEC Defensive Player of the Week vs. Alabama
- 2022 SEC Freshman of the Week vs. Ole Miss

Gifted player who is a playmaker on the defensive side of the ball ... Disruptive linebacker who presents challenges for the offense ... Tremendous instincts ... Can make plays from sideline to sideline ... Difficult to block ... Majoring in sport administration.

SOPHOMORE SEASON (2022)

Led LSU with 10 tackles in SEC Championship Game vs. Georgia, including 1.5 tackles for loss (-3 yards) and one forced fumble ... Recorded two tackles at Texas A&M, including 1.0 tackle for loss (-3 yards) ... Logged five tackles vs. UAB, including 2.0 tackles for loss (-7 yards), and one PBU ... Named Walter Camp National Defensive Player of the Week and SEC Defensive Player of the Week for his stellar play at Arkansas, as he recorded 3.0 sacks (-27 yards), 8.0 total tackles, two forced fumbles, one PBU and one QB hurry ... his second forced fumble at Arkansas, a strip of QB Kade Fortin, was recovered by LSU and clinched the 13-10 victory ... Voted SEC Defensive Player of the Week in win over Alabama, recording eight tackles, 1.0 sack (-6 yards), one PBU and three QB hurries ... Named SEC Freshman of the Week in win over Ole Miss, recording five tackles, 1.0 sack (-6 yards), one PBU and two QB hurries ... Posted five

tackles, one PBU and two QB hurries in win at Florida ... Recorded three tackles in Tennessee game ... Posted two tackles, two QB hurries and an interception in win at Auburn; the interception came in the fourth quarter on second-and-goal at the LSU 10, preserving LSU's 21-17 lead ... Made first career LSU start vs. New Mexico and posted seven tackles ... Recorded six tackles in Week 3 win vs. Mississippi State with 1.5 sacks (-13 yards), 2.0 tackles for loss (-14 yards) and one QB hurry ... LSU's leading tackler in the Southern game with seven total stops ... Made LSU debut in season opener vs. Florida State and recorded one tackle.

HIGH SCHOOL

Outstanding linebacker rated No. 4 for the entire Class of 2022 by ESPN ... Five-star prospect by ESPN and the website's top-rated outside linebacker ... Listed as the nation's No. 8 overall prospect and the No. 2 linebacker in the 247Sports Composite rankings ... Earned five stars by 247Sports ... Given five stars and a No. 7 overall national ranking in the composite On3 list ... On3 ranks him No. 1 at his position nationally and the No. 2 prospect in Texas ... Rated four stars and the nation's No. 33 overall prospect by Rivals.com ... Graded No. 3 at his position nationally and No. 6 overall in the state of Texas ... Also played running back in high school, earning first team All-Greater Houston as a utility player on offense ... Participated in the Under Armour All-America Game ... Originally from New Orleans, but played high school football at Cypress Park in Cypress, Texas ... Moved to Houston area following Hurricane Katrina ... Played basketball in high school.

HAROLD PERKINS JR.'S CAREER HIGHS

Tackles: 10 vs. Georgia, 2022
Tackles for loss: 3.0 (-27 yards) at Arkansas, 2022
Sacks: 3.0 (-27 yards) at Arkansas, 2022
Interceptions: 1 at Auburn, 2022
QB Hurries: 3 vs. Alabama, 2022

HAROLD PERKINS JR.'S CAREER STATISTICS

YEAR	G-OS	UT	AT	TT	TFL	SACKS	PBU	QBH	INT	FF	FR
2022	13-7	37	32	69	11.5-66	6.5-52	4	12	1	3	0



34 Damian Ramos

Placekicker
6-2 · 183 · Fr. · RS
Baltimore, Md. (St. Paul's High School)

· 2022 Freshman All-SEC (League Coaches)

Joined the squad as a walk on in the fall of 2021 ... Strong leg with the ability to kick 50-yard field goals ... Outstanding accuracy ... Had a great summer and continued that into training camp ... Majoring in entrepreneurship.

REDSHIRT FRESHMAN SEASON (2022)


Kicked a 42-yard FG on final play of first half in SEC title game vs. Georgia ... Connected on a 34-yard FG at Texas A&M ... Booted field goals of 38 and 29 yards in win at Arkansas ... Kicked a 32-yard field goal with 6:52 remaining in the game vs. Alabama to give LSU a 17-15 lead ... Converted on a 23-yard field goal in win over Ole Miss ... Connected on a career-long 47-yard field goal with 1:52 remaining in game to clinch LSU's 45-35 win at Florida ... Booted a 31-yard field goal in win over New Mexico ... Converted a 35-yard field goal attempt in win vs. Mississippi State ... 8-for-8 in PAT attempts in game vs. Southern ... Connected on a 36-yard field goal in season opener vs. Florida State in his first career LSU FG attempt.

TRUE FRESHMAN SEASON (2021)

Did not see any game action a year ago.

HIGH SCHOOL

Standout kicker at St. Paul's High School in Baltimore, Maryland ... Rated with five stars by Chris Sailer Kicking ... 2020 MA Fall Camp Field Goal Champion ... 2020 NC Fall Camp Field Goal Champion ... 2020 TOP 12 Camp Invitee ... Also punted in high school.



22 Colby Richardson

Cornerback
6-1 · 190 · Gr. · Trf.
New Orleans, La. (McMain High School (McNeese State))

Graduate transfer defensive back from McNeese ... In position to see plenty of action at cornerback as part of LSU's rotation at that position ... Made an impression during training camp with his consistent play at cornerback and has positioned himself to be someone counted on in 2022 ... Took advantage of LSU's world class nutrition and strength program and added over 25 pounds of weight/muscle to his frame since arriving on campus over the summer ... Big and physical cornerback who consistently makes plays ... Could be a break-out player for LSU in 2022 ... Came to LSU with 27 games of experience at the FCS level ... Four-year starter at McNeese where he played for current LSU running backs coach Frank Wilson.

TRANSFER SEASON SEASON (2022)

Posted one tackle in Ole Miss game ... Registered two tackles vs. Tennessee ... Posted three tackles in

win at Auburn ... Started and posted two tackles vs. Mississippi State ... Recorded one tackle in game vs. Southern ... Started at cornerback in LSU's season opener vs. Florida State; did not record statistics in the game.

SENIOR SEASON (2021 AT MCNEESE)

Played in 10 games, all starts, at cornerback ... Recorded 22 tackles, a sack and a pair of interceptions ... Intercepted pass in season-opener against West Florida ... Started at cornerback against LSU in Tiger Stadium and recorded 3 tackles ... Had 5 tackles in first meeting vs. Incarnate Word ... Returned an interception 37 yards in second meeting of the season against Incarnate Word ...

JUNIOR SEASON (SPRING 2021 AT MCNEESE)

Starter in all 7 games ... Recorded 15 tackles with 1 interception and 3 pass break-ups ... Picked off his only pass of the season against Nicholls late in the game to seal a 43-31 win over the 11th-ranked Colonels.

SOPHOMORE SEASON (2019 AT MCNEESE)

Saw limited action due to injuries ... Appeared in 3 games with 2 starts at cornerback ... Recorded 7 tackles ... Added 1 tackle for loss and recovered a fumble ... Had 4 tackles, a forced fumble and fumble recovery in win over Southern in season-opener ... Starts came against Oklahoma State and Alcorn State.

REDSHIRT FRESHMAN SEASON (2018 AT MCNEESE)


Played in 7 games, starting 4 times ... Capped season with 13 tackles, 3 pass break ups and a forced fumble ... Best game came against Southeastern Louisiana with 4 tackles.

TRUE FRESHMAN SEASON (2017 AT MCNEESE)

Redshirted as a true freshman in 2017.

HIGH SCHOOL

All-around athlete, playing cornerback, wide receiver and quarterback positions during his senior season at McMain High School in New Orleans ... Two-time first team all-district ... Threw for 435 yards and 6 touchdowns ... Caught 20 passes for 385 yards and 4 TDs ... Rushed for 670 yards rushing and 5 touchdowns ... On defense as a junior, totaled 35 tackles, 1 interception, and 3 forced fumbles ... Also returned a kickoff for a touchdown during his prep career ... As a freshman starting receiver, caught 36 passes for 645 yards and 5 TDs ... Ran 100, 200, 4x100 and 4x200 in track and field.



44 Slade Roy

Long Snapper
6-2 · 225 · So./Trf.
Charlotte, N.C.
South Mecklenburg High School/East Carolina

Transfer long snapper from East Carolina ... Expected to handle all long snapping duties for the Tigers this year ... Appeared in 12 games as a true freshman for the Pirates in 2021 ... Helped lead East Carolina to a 7-5 mark and a berth in the Military Bowl ... Tremendous student in the classroom ... Earned a spot on the Dean's List at LSU during the summer ... Majoring in management.

SOPHOMORE SEASON (2022)

Logged a special teams tackle vs. UAB ... Recorded one special teams tackle at Auburn ... Recovered a muffed punt at the Mississippi State nine-yard line, leading to LSU's fourth-quarter, go-ahead touchdown in the win over the Bulldogs ... Made his LSU debut as the Tigers' long snapper in the season opener vs. Florida State.

TRUE FRESHMAN SEASON (2021 AT EAST CAROLINA)

Served as the long snapper in all 12 games for East Carolina ... East Carolina placekicker Owen Daffer converted 19-of-23 field goals and made all but two extra points with Roy snapping ... East Carolina punters combined to average 41.8 yards on 54 punts.



15 Sage Ryan

Defensive Back
5-11 · 203 · Fr.+ · HS
Lafayette, La. (Lafayette Christian Academy)

Versatile defensive back who can play either safety or the nickel position ... Ability to make plays all over the secondary ... Ball hawk with a knack for locating the football ... Can cover and tackle with equal ability ... Uncle is former LSU standout linebacker Trev Faulk and is also related (cousin) to former Tiger All-America Kevin Faulk ... Older brother Shakeir was a standout at Northwestern State and played three seasons in the CFL ... Appeared in four games with a pair starts at safety as a true freshman in 2021 ... Majoring in sports administration.

REDSHIRT FRESHMAN SEASON (2022)

Posted two tackles vs. Georgia ... Recorded one tackle at Texas A&M ... Posted one tackle vs. UAB ... Logged one tackle and one QB hurry vs. Alabama ... Started at safety in Ole Miss game and recorded a career-high five tackles with one PBU ... Posted four tackles and one forced fumble vs. Tennessee ... Recorded one PBU in Auburn game ... Posted two tackles in win vs. Mississippi State ... Registered two tackles and two fumble recoveries in win over Southern; the first recovery came on the opening kickoff and led to a 21-yard LSU TD drive ... Played in LSU's season opener vs. Florida State and recorded one

FIGHTING TIGERS Player Profiles

solo tackle.

TRUE FRESHMAN SEASON (2021)

Played in four games as a true freshman in 2021 ... Battled injuries for most of the year ... When healthy, played significant snaps on defense ... Started twice – vs. Florida and at Ole Miss ... Made collegiate debut at Kentucky ... Played well enough to earn start the following week in win over Florida ... Fina appearance came against Kansas State in the Texas Bowl, recording 1 tackle ... Finished year with 6 tackles and 2 pass breakups ... Career-best 3 tackles at Ole Miss.

HIGH SCHOOL

Five-star defensive back and one of the nation's top defensive backs for the class of 2021 from Lafayette Christian Academy ... Electric athlete with natural playmaking abilities in the defensive backfield ... Named Mr. Football for the state of Louisiana by the Louisiana Sports Writers Association ... Rated as a five-star prospect by 247 Sports and Rivals and a four-star by ESPN ... Ranked as the nation's No. 62 player in the ESPN 300 rankings... Listed as the No. 2 Safety in the country and No. 2 player in the state by 247 Sports... Led his team to back-to-back Division II state titles in 2018 and 2019 ... Earned Class 2A All-State honors in 2019 when he recorded 31 tackles and two interceptions on the defensive side of the ball ... On offense as a junior, he tallied 37 receptions for 702 yards and eight TDs and added 263 rushing yards and seven TDs ... As a senior, rushed for 576 yards and 13 TDs on 57 carries ... Caught 18 passes for 297 yards and 3 TDs ... Also returned three punts for touchdowns in 2020 ... Earned LSWA 2A all state honors as both an athlete and kick returner in 2020 and was named the Class 2A offensive MVP for the state ... Named to the Sports Illustrated All-America team and also earned a spot in the All-American Bowl... In four years at Lafayette Christian Academy, helped his team to a combined 48-3 overall record and two four straight state titles (two in Division IV and two in Division III) ... Comes from an outstanding football background with LSU ties as his uncle is former Tiger standout linebacker Trev Faulk and his cousin is Kevin Faulk, LSU's all-time leading rusher.

SAGE RYAN'S CAREER HIGHS

Tackles: 5 vs. Ole Miss, 2022

Tackles for loss: 0

Sacks: 0

Interceptions: 0

Passes Defended: 1, 4x (Last: vs. Ole Miss, 2022; First: vs. Florida, 2021)

SAGE RYAN'S CAREER STATISTICS

YEAR	G-GS	UT	AT	TT	TFL	SACKS	PBU	QBH	INT	FF	FR
2021	4-2	2	4	6	0-0	0-0	2	0	0	0	0
2022	12-1	9	10	19	0-0	0-0	2	1	0	1	2
TOTAL	16-3	11	14	25	0-0	0-0	4	1	0	1	2



52

Tre'mond Shorts

Offensive Guard

6-5 · 340 · Sr./Trf.

Hampton, Ga.

Lovejoy High School/East Tennessee State

- **2021 Second Team FCS All-America (Stats Perform)**
- **2021 Third Team FCS All-America (AP)**
- **2021 First Team All-Southern Conference (Coaches and Media)**
- **2019 Second Team All-Southern Conference (Coaches)**
- **2018 Freshman FCS All-America (HERO Sports)**

Standout offensive line transfer from East Tennessee State ... FCS All-America selection in 2021 ... Enrolled at LSU in January of 2022 and participated in spring practice ... Another transfer who will be counted on for significant playing time in 2022 ... Has ability to play guard or tackle ... Powerful lineman who exploded off the ball ... Tremendous technique in both the run and passing games ... Appeared in 43 games during his career at East Tennessee, starting 41 times ... Wrapped up career with the Bucs starting 40 consecutive games ... In his final year at East Tennessee, helped team to an 11-2 overall record, the Southern Conference title and the FCS Playoffs ... Graduated from East Tennessee State.

SENIOR SEASON (2022)

Has played in a reserve role at offensive guard this season.

REDSHIRT JUNIOR SEASON (2021 AT EAST TENNESSEE STATE)

Started all 13 games on the offensive line for East Tennessee ... Helped lead his team to an 11-2 overall mark and a quarterfinals appearance in the FCS Playoffs ... Named first team All-SoCon by both the league coaches and the media ... Named second team FCS All-America by Stats Perform ... Third team FCS All-America by the Associated Press ... Paved the way for two 1,000-yard rushers in 2021 in Quay Holmes (1,553 yards) and Jacob Saylor (1,019 yards) ... As a unit, ETSU averaged 213.5 rushing yards per game and 409.2 total yards a contest.

SPRING SEASON (2021)

Named to the SoCon Honor Roll ... Named to the Phil Steele All-American Third Team and the Stats Perform FCS All-American Second Team ... Honored with the Jacobs Blocking Award, becoming the second Buccaneer to receive the honor in program history ... Named to the Coaches and Media All-SoCon First Team ... Labeled a preseason All-SoCon First Team honoree ... Appeared and started in all six games for the Bucs ... Played all 401 snaps this season, grading out at 99.5% in his 401 snaps ... Recorded 13 knockdowns this spring campaign, including a season-high of six in the win over Western Carolina (March 27).

SOPHOMORE SEASON (2019 AT EAST TENNESSEE STATE)

Named to the Coaches Second Team All-SoCon ... Named to the Phil Steele Magazine Preseason Third Team All-SoCon ... Appeared and started in all 12 games for the Bucs ... Played in 746 of the possible 760 snaps on the season ... Graded out at 99.5% in his 746 snaps and wrapped up his sophomore campaign with 38 knock downs ... Aided the Bucs in totaling nine 100-yard rushing games, four 200-yard contests and one 400-yard rushing game ... Blocked for Quay Holmes' program-record 255-yard rushing game

in the home finale as ETSU defeated Mercer, 38-33.

REDSHIRT FRESHMAN SEASON (2018 AT EAST TENNESSEE STATE)

Named to the HERO Sports Freshman All-American squad and Phil Steele Magazine All-American Freshman Team ... Honored as a SoCon All-Freshman honoree ... Enjoyed a strong first season in the Blue & Gold uniform, playing in all 12 games, making 10 starts ... Made first collegiate appearance against Mars Hill (Sept. 1), while garnering first start against VMI on Sept. 14 ... Played in 779 snaps and helped the Bucs total nine 100-yard rushing games and four 200-yard contests ... Did not allow a single sack in the VMI game on the offensive line.

TRUE FRESHMAN SEASON (2017 AT EAST TENNESSEE STATE)

Named to the SoCon Honor Roll ... Redshirted the 2017 season.

HIGH SCHOOL

Played for Coach Carson at Lovejoy High School ... Earned first team all-region 4-6A honors in 2016 ... Earned Clayton News all-county honors in 2016 ... Played in the 2016 Georgia-Florida All-Star Game and the Clayton County Senior Bowl ... Allowed only two sacks and recorded 15 knockdowns in his senior season.



0

Maason Smith

Defensive Tackle

6-5 · 300 · So · 1L

Houma, La. (Terrebonne HS)

•2021 Freshman All-America (Football Writers Association)

of America)
•2021 Freshman All-SEC

Enters second year with the Tigers after an outstanding true freshman campaign in 2021 ... Earned Freshman All-America honors from the Football Writers Association of America (FWAA) as well as being a Freshman All-SEC selection ... The most imposing player on the LSU roster ... Outstanding young prospect who has positioned himself to be one of the top defensive linemen in college football in 2022 ... Extremely hard worker in all areas of the game – practice field, weight room and film room ... Strong, quick off the ball, and difficult to block ... Rarely gets beat 1-on-1 and often requires the attention of more than one offensive lineman ... Brings a great attitude to work each day ... Has the desire to be a great player ... Just a sophomore, looks like an NFL veteran ... Rated as the nation's top prep defensive lineman for the Class of 2021 ... Enrolled at LSU early and took part in spring practice prior to his rookie season ... First player in LSU history to wear No. 0 ... Recorded 19 tackles, 5.0 tackles for loss and 4.0 sacks as a true freshman in 2021 ... Majoring in interdisciplinary studies.

SOPHOMORE SEASON (2022)

Started LSU's season opener vs. Florida State, but suffered a season-ending knee injury on the Tigers' fifth defensive snap of the game.

TRUE FRESHMAN SEASON (2021)

Played in 9 games, starting 4 times ... First career start came at Kentucky ... Other starts came against Florida, Ole Miss and Kansas State in the Texas Bowl ... In first game in Tiger Stadium, had 6 tackles, 3.5 tackles for loss (-24) and 3.0 sacks (-22) in win over McNeese ... Had 5 tackles and a half-tackle for loss (-2) at Kentucky ... Recorded a sack for a 3-yard loss and a pair of tackles in win over Florida.

HIGH SCHOOL

The nation's top defensive line prospect according to Rivals ... Has the size and athleticism to be the next great defensive lineman for the Tigers ... Rated with five-stars by both 247 Sports and Rivals and earned four-stars from ESPN ... Is the top-ranked player in the state of Louisiana for the Class of 2021 ... Listed as the nation's No 2 defensive line prospect according to the 247 Sports Composite, which also has him ranked No. 18 overall nationally ... Had a dominant high school career at Terrebonne, racking up over 200 tackles, 60 tackles for loss and 26 sacks ... As a senior, registered 63 tackles, 24 tackles for loss, nine sacks and 22 quarterback hurries ... Combined for 141 tackles, 36 tackles for loss, 12 sacks and batted down 11 passes as a sophomore and junior ... Earned a spot on the All-American Bowl roster.

MAASON SMITH'S CAREER HIGHS

Tackles: 6 vs. McNeese, 2021

Tackles for loss: 3.5 vs. McNeese, 2021

Sacks: 3.0 vs. McNeese, 2021

QB Hurries: 1 at Ole Miss, 2021

MAASON SMITH'S CAREER STATISTICS

YEAR	G-GS	UT	AT	TT	TFL	SACKS	PBU	QBH	INT	FF	FR
2021	9-4	13	6	19	5.0-29	4.0-25	0	1	0	0	0
2022	1-1	0	0	0	0	0	0	0	0	0	0
Totals	10-5	13	6	19	5.0-29	4.0-25	0	1	0	0	0



86

Mason Taylor

Tight End

6-5 · 245 · Fr./HS

Plantation, Fla. (St. Thomas Aquinas High School)

- **2022 Freshman All-SEC (League Coaches)**
- **2022 SEC Freshman of the Week vs. Alabama**

Young tight end starting for the Tigers this year as a true freshman ... Can do everything necessary to be a successful tight end – blocks well, can catch the ball with ease and makes plays after the catch ... Good route runner with speed ... Comes from a football family as his dad Jason is an NFL Hall of Famer ... His uncle Zach Thomas is also a former NFL standout ... Majoring in general business.

FRESHMAN SEASON (2022)

Logged career highs of six receptions and 63 yards in SEC title game vs. Georgia ... Caught two passes for 10 yards at Texas A&M ... Three catches for 39 yards vs. UAB ... Named SEC Freshman of the Week for his stellar effort vs. Alabama - caught the game-winning two-point conversion from QB Jayden Daniels vs. the Crimson Tide in the first OT to lift LSU to a 32-31 win ... Caught a total of three passes for 36 yards in the Alabama game, including a seven-yard TD grab with 1:47 left in the game to give the Tigers a 24-21 lead ... Three catches for 44 yards vs. Ole Miss, including a one-yard TD grab and a career-long reception of 38 yards ... One catch for six yards in win at Florida ... Caught two passes for 22 yards vs. Tennessee, including a 17-yard reception to the UT one-yard line that set up an LSU TD ... Three catches for 14 yards in Auburn game ... Caught four passes for 34 yards as starting TE vs. New Mexico ... Started at tight end and caught one pass for 11 yards vs. Mississippi State ... Made first career start in Southern game and caught one pass for 13 yards ... Enjoyed a productive LSU debut, catching five passes for 42 yards in the Tigers' opener vs. Florida State.

HIGH SCHOOL

Prepped at St. Thomas Aquinas High School in south Florida ... Rated with four-stars and as the No. 7 ranked tight end in the nation by Rivals ... Caught 12 passes for 162 yards in the opening game of the 2021 season... Started at tight end for the 2020 7A Florida state champion team ... Named to the Miami Herald All-Broward 8A-6A first-team... Father is Jason Taylor, 2006 NFL Defensive Player of the Year, who played for the majority of his professional career as a Miami Dolphin and tallied 139.5 sacks... Jason was inducted into the NFL Hall of Fame in 2017, which was his first year of eligibility... Uncle is Zach Thomas who played linebacker for 12 seasons with the Dolphins and one season with the Dallas Cowboys.

MASON TAYLOR'S CAREER HIGHS

Receptions: 6 vs. Georgia, 2022
Receiving Yards: 63 vs. Georgia, 2022
Receiving TDs: 1, 2x - vs. Alabama, 2022; vs. Ole Miss, 2022
Longest Reception: 38 vs. Ole Miss, 2022

MASON TAYLOR'S CAREER RECEIVING STATISTICS

YEAR	G-GS	REC.	YDS.	TD	LONG
2022	13-12	33	326	2	38



11

Brian Thomas Jr.

Wide Receiver
6-4 · 201 · So. · 1L
Walker, La. (Walker HS)

A big-play threat in LSU's passing game ... Made quick transition from high school to college last year as a true freshman, as he played a significant role in the LSU offense ... Part of LSU's receiving rotation from the start last year and ended up with 28 receptions for 359 yards and a pair of touchdowns ... Very athletic player who could have played college basketball at a number of Division I schools ... Great length and jumping ability ... Soft hands and has the ability to make the difficult catch ... Won't get beat on a 50/50 ball ... Good after the catch as well ... Majoring in sports administration.

SOPHOMORE SEASON (2022)

Logged two catches for 24 yards vs. Georgia in SEC title game ... Recorded one reception for five yards at Texas A&M ... Caught four passes for 21 yards vs. UAB, including a five-yard TD ... Two catches for 26 yards in win over Ole Miss ... Caught two passes for 31 yards, including a 24-yard TD, in win at Florida; the TD tied the game at 21-21 in the second quarter and started a run of 28 unanswered LSU points ... Five receptions for 37 yards vs. Tennessee ... Three receptions for 76 yards in New Mexico game, including a 57-yard TD catch from QB Garrett Nussmeier in fourth quarter ... Two receptions for 22 yards in win vs. Mississippi State ... Recorded two catches for 55 yards, including a 44-yard TD from QB Jayden Daniels in win over Southern ... Started at wide receiver in LSU's season opener vs. Florida State and caught five passes for 44 yards ... tied his career high for receptions; he also had five catches vs. Auburn in 2021.

TRUE FRESHMAN SEASON (2021)

Played in 12 games, starting nine times ... The nine starts were the most of any true freshman on the team in 2021 ... Caught 28 passes for 359 yards and 2 TDs ... Caught at least one pass in all but one game in which he appeared ... Hauled in a 8-yard TD pass on LSU's opening drive against Alabama, putting the Tigers up 7-0 in the first quarter ... The TD reception against Alabama was the first of his career ... Added a 42-yard reception in the third quarter in win over ULM ... The 42-yard reception stands as his career long ... Caught 1 pass for 18 yards in collegiate debut at UCLA ... Caught career-best 5 passes for 32 yards vs. Auburn ... Has career-high 61 yards on 4 catches in win over ULM ... Capped season with 2 receptions for 15 yards vs. Kansas State in the Texas Bowl.

HIGH SCHOOL

Two-sport standout at Walker High School just outside of Baton Rouge ... Excelled in both football and basketball at Walker High School ... Earned 4-stars from ESPN, Rivals and the 247Sports Composite rankings ... Listed as the nation's No. 86 high school prospect and the No. 13 wide receiver ... Listed as the No. 4 player in Louisiana ... Caught 30 passes for 507 yards and seven TDs as a senior in 2020 ... Added a pair of rushing TDs ... As a junior, hauled in 75 passes for 1,272 yards and 17 touchdowns ... Caught 10 passes for 155 yards and a TD against top-ranked St. Thomas More as a senior ... In his first football game at Walker – which came as a sophomore in 2018 – caught four passes for 278 yards and three TDs (89, 63, and 75 yards) ... Selected to participate in the 2021 Adidas All-American Bowl ... On the basketball court as a freshman, helped Walker to a 33-4 mark and the 2018 5A championship, the first in school history ... Named Most Outstanding Player in state title game in 2018 after scoring 20 points

and grabbing eight rebounds in win over Landry-Walker ... As a sophomore, had 29 points and eight rebounds in a loss to Thibodaux High School in 2019 5A state title game ... Named second team 5A All State as junior ... Scored more than 1,000 points in each of his three seasons of basketball ... Coached in high school by Chad Mahaffey.

BRIAN THOMAS' CAREER HIGHS

Receptions: 5, 2x - vs. Tennessee, 2022; Auburn, 2021
Receiving Yards: 76 vs. New Mexico, 2022
Receiving TDs: 1, 6x (Last: vs. UAB, 2022; First: at Alabama, 2021)
Longest Reception: 57 vs. New Mexico, 2022

BRIAN THOMAS' CAREER RECEIVING STATISTICS

YEAR	G-GS	REC.	YDS.	TD	LONG
2021	12-9	28	359	2	42 (TD)
2022	12-5	28	341	4	57 (TD)
TOTAL	24-14	56	700	6	57 (TD)



69

Charles Turner III

Center
6-4 · 295 · Jr. · 2L
Canton, Ohio
IMG Academy

- **2022 LSU Most Improved Offensive Player Award**

Versatile offensive lineman that can play any position on the line for the Tigers ... Served as the backup to Liam Shanahan at center in 2021 while also seeing playing time at tackle and guard ... Got the majority of snaps at center for the Tigers in the spring of 2022 ... Continues to grow and develop both on and off the field ... Has flourished under the guidance of offensive line coach Brad Davis ... Very athletic player with an understanding of the demands put on the center at the college level ... Has appeared in 26 games at LSU, starting 13 times ... Majoring in interdisciplinary studies.

JUNIOR SEASON (2022)

LSU's starting center this season, beginning in Week 2 vs. Southern ... missed game vs. UAB due to injury.

SOPHOMORE SEASON (2021)

Played in four games, starting at right tackle in the win over McNeese ... Served as the backup center to Liam Shanahan ... Cross trained at all positions on the line, filling in where necessary ... Logged a career-best 73 snaps in win over McNeese ... Other action came against UCLA, Auburn, and Kentucky.

REDSHIRT FRESHMAN SEASON (2020)

Appeared in eight games with no starts ... Most extensive action came against Missouri when he played 58 snaps against the Tigers ... Filled in for an injured Cam Wire in that game who went down with an injury after he was subbing for Ed Ingram, who missed the contest ... Contributed on point-after touchdown and field goal protection in other seven appearances.

TRUE FRESHMAN SEASON (2019)

Redshirted as a true freshman in 2019 ... Saw action in 3 games as a true freshman – Georgia Southern, Northwestern State and Vanderbilt ... Played a total of 36 snaps – 16 vs. Georgia Southern, 11 vs. Northwestern State and 9 vs. Vanderbilt.

HIGH SCHOOL

A consensus three-star prospect according to 247Sports, Rivals, and ESPN... Selected to take part in the 2019 All-American Bowl... Ranked as the 6th best center nationally according to 247Sports... Attended IMG Academy his final two years of high school, helping his team to a 16-1 mark during that span.



5

Jay Ward

Safety
6-2 · 188 · Sr. · 3L
Moultrie, Ga. (Colquitt County High School)

- **2021 SEC Defensive Player of the Week vs. Mississippi State**
- **2020 SEC Academic Honor Roll**

Veteran defensive back who can play any position in the secondary ... Leader in the secondary and serves as a coach on the field for the Tigers ... Had breakout season in 2021, ranking among team leaders in tackles with 71 ... Started at three different positions in the secondary a year ago – cornerback, safety and dime ... Has a knack for finding the football and coming up with the big play ... Tremendous hand-eye coordination and ball skills, which was evident in his highlight reel interception against Florida in 2020 when he fell out of bounds, re-established himself in bounds and then intercepted a pass on his knees ... Also thrives on special teams – blocked a field goal in fourth quarter against Arkansas that helped preserve LSU win in 2020 ... Also had a blocked field goal against Auburn in 2021... For career, has appeared in 45 games with 22 starts ... 161 career tackles, 17 pass breakups and six interceptions, returning one for a touchdown against Ole Miss in 2020 ... Member of the 2020 SEC

FIGHTING TIGERS Player Profiles

Academic Honor Roll ... Majoring in interdisciplinary studies.

SENIOR SEASON (2022)

Collected six tackles in SEC title game vs. Georgia, including 1.0 tackle for loss (-2 yards) ... Logged six tackles at Texas A&M ... Recorded three tackles and one PBU vs. UAB ... Posted four tackles at Arkansas ... Logged two tackles and a QB hurry vs. Alabama ... Recorded four tackles in win over Ole Miss ... Registered five solo tackles in win at Florida ... Posted two tackles in Tennessee game ... Recorded a team-high six tackles and one PBU, and returned a fumble 23 yards for a TD in win at Auburn ... Named SEC Defensive Player of the Week after win vs. Mississippi State, recording a career-high 11 tackles with 1.5 tackles for loss (-3 yards), one interception and one PBU ... Started at safety in LSU's season opener vs. Florida State and recorded a team-high eight tackles with one pass break-up.

JUNIOR SEASON (2021)

Played and started 11 games in 2021 ... Made 7 starts at safety, 2 at cornerback and one at the dime position ... Finished third on team in tackles with 71 ... Led Tigers with a pair of interceptions ... Added 4 pass breakups, a forced fumble and blocked a kick ... Had career-best 11 tackles and blocked a 52-yard field goal attempt against Auburn ... Other double-digit tackle game came against Ole Miss with 10 stops ... Capped year with 9 tackles and 2 pass breakups against Kansas State in the Texas Bowl ... Returned an interception 26 yards in the second quarter to setup an LSU touchdown, putting the Tigers ahead 21-6 ... Other interception came in second quarter against Louisiana-Monroe and setup another Tiger touchdown, putting LSU up 10-0 ... Had 6 tackles in 4 games - at Mississippi State, Florida, at Alabama and Louisiana-Monroe.

SOPHOMORE SEASON (2020)

Appeared in nine games with three starts as a sophomore in 2020 ... Started three of LSU's final four games ... Starts came against Texas A&M, Florida and Ole Miss ... Finished year with 29 tackles, six pass breakups and three interceptions ... Also blocked a field goal ... Had great all-around game in win over Florida with career-best eight tackles and first career interception ... Made a highlight reel interception against Florida after falling out of bounds, then re-established himself inbounds to pick off the Kyle Trask pass from his knees ... That interception halted a Florida drive inside the LSU 20-yard line ... In win over Arkansas, came off the edge to block a 44-yard field goal attempt that helped preserve LSU victory ... At the time of the blocked field goal, LSU was clinging to a 27-24 lead with 1:20 left in the contest ... Closed out season with six tackles and two interceptions in win over Ole Miss in Tiger Stadium ... Returned a first quarter interception vs. Ole Miss 31 yards for a TD to give the Tigers a 10-7 lead ... Picked off a pass in the third quarter against Ole Miss and returned it 16 yards to the Rebel 44-yard line setting up another LSU touchdown ... Opened season with five tackles and career-best three pass breakups against Mississippi State.

TRUE FRESHMAN SEASON (2019)

Saw action in 13 games in 2019 ... Recorded four tackles, broke up three passes and had a quarterback hurry ... Had two pass breakups in LSU's win over Oklahoma in the national semifinals ... One tackle each in games against Florida, Mississippi State, Alabama and Arkansas ... Contributed on special teams as well ... Quarterback hurry came against Florida.

HIGH SCHOOL

Another extremely athletic defensive back in LSU's 2019 class ... Led his team to a 14-1 record and an appearance in the Georgia 7A State Championship Game as a senior ... Capped his senior season with 50 tackles and six interceptions ... As a junior, recorded 46 tackles, 12 pass breakups and four interceptions ... Capped career with 11 interceptions ... Listed as a three-star recruit by 247Sports, Rivals, and ESPN ... Ranked No. 50 nationally among cornerbacks by 247Sports and No. 57 nationally by Rivals ... Older brother Johnny Ward played football at South Florida, where he played in 47 games with 18 starts from 2013-16.

JAY WARD'S CAREER HIGHS

Tackles: 11, 2x - vs. Mississippi State, 2022; vs. Auburn, 2021
Interceptions: 2 vs. Ole Miss, 2020

Pass Breakups: 3 vs. Mississippi State, 2020

Blocked field goals: 1 at Arkansas, 2020

Fumble return for TD: 1 at Auburn, 2022

JAY WARD'S CAREER STATS

YEAR	G-GS	UT	AT	TT	TFL	SACKS	PBU	QBH	INT	FF	FR
2019	13-0	3	1	4	0-0	0-0	3	1	0	0	0
2020	9-3	21	8	29	0-0	0-0	6	0	3-47	0	0
2021	11-11	41	30	71	1.0-1	0-0	4	0	2-33	0	0
2022	12-8	41	16	57	2.5-5	0	4	1	1-18	0	1
TOTALS	45-22	106	55	161	3.5-6	0-0	17	2	6-98	0	1



33 West Weeks

Linebacker
6-2 • 238 • So./Trf.
Watkinsville, Ga. (Oconee County High School/Virginia)

Transfer linebacker from the University of Virginia ... Enrolled at LSU in January and took part in spring drills ... Appeared in 11 games as a true freshman at Virginia, starting one time ... His dad, David, was a three-year starter on the offensive line for Georgia from 1991-95 ... Majoring in entrepreneurship.

SOPHOMORE SEASON (2022)

Posted one tackle at Texas A&M ... Logged two tackles vs. UAB ... Recorded one tackle at Arkansas ... Posted two tackles in win over Ole Miss ... Registered two tackles in win at Auburn ... Recorded four tackles vs. New Mexico, including 1.0 sack (-2 yards) and 2.0 tackles for loss (-2 yards) ... Posted two tackles, including 0.5 tackle for loss (-1 yard) in win vs. Mississippi State ... Recorded five tackles, 0.5 sack (-1 yard) and a forced fumble in win over Southern ... Played in LSU's season opener vs. Florida State and registered two tackles.

TRUE FRESHMAN SEASON (2021 AT VIRGINIA)

Made an immediate impact as a true freshman, appearing in 11 games with one start ... Started the season-finale against Virginia Tech ... Had 5 tackles and a sack for a 14-yard loss against the Hokies ... A week prior, recorded career-best 8 tackles and had 2 pass breakups against Pittsburgh ... Had 5 tackles in win over Duke in mid-October, a victory that ran Virginia's record to 5-1 ... First college appearance came in season-opening win over William & Mary (1 tackle).

HIGH SCHOOL

Played linebacker at Oconee County High School for head coach Travis Noland ... piled up 250 career tackles ... helped Oconee County (11-0) to the semifinals of Georgia's Class AAA playoffs ... also played quarterback for the Warriors this season ... had 91 total tackles, including 36 solo stops ... caused one fumble and intercepted one pass as a senior ... Oconee County (13-2) reached state championship game in 2019 ... achieved Class AAAA all-state honors as a junior ... amassed 112 tackles as a junior, including 45 solo stops ... caught 16 passes and rushed the ball 11 times in 2019 ... played six different positions for Oconee County during his prep career ... father, David, was offensive line coach at Oconee County ... father was a three-year starter at offensive line at Georgia where he played from 1991-95 ... a three-star recruit by ESPN.com, Rivals.com and 247sports.com.

WEST WEEKS CAREER HIGHS (2021 AT VIRGINIA, 2022 AT LSU)

Tackles: 8 vs. Pittsburgh, 2021

Tackles for loss: 2.0 vs. New Mexico, 2022

Sacks: 1.0, 2x - vs. New Mexico, 2022; vs. Virginia Tech, 2021

Interceptions: 0

Pass Breakups: 2 vs. Pittsburgh, 2021

WEST WEEKS CAREER STATISTICS (2021 AT VIRGINIA, 2022 AT LSU)

YEAR	G-GS	UT	AT	TT	TFL	SACKS	PBU	QBH	INT	FF	FR
2021	11-1	15	16	31	1.0-14	1.0-14	5	2	0	0	1-0
2022	13-0	10	11	21	3.0-4	1.5-3	0	0	0	1	0
TOTAL	24-1	25	27	52	4.0-18	2.5-17	5	2	0	1	1-0



27 Josh Williams

Running Back
5-9 • 200 • Jr. • 2L
Houston, Texas (The Kinkaid School)

- 2022 LSU Graduate (Marketing)
- 2022 LSU Percy E. Roberts Offensive Player of the Year Award
- 2021 SEC Academic Honor Roll
- 2020 SEC Academic Honor Roll

Has worked his way from a scout team player to LSU's starting running back ... Joined the team as a walk-on in 2019 and was awarded a scholarship after preseason camp in 2020 ... Turned down offers to some smaller Division I schools to attend LSU ... twice has earned SEC Academic Honor Roll honors ... Maintains a 3.5 GPA ... Has appeared in 34 career games with six starts ... Majoring in marketing.

JUNIOR SEASON (2022)

Carried six times for 55 yards, including a long run of 47 yards, in SEC Championship Game vs. Georgia ... Rushed for a career-high 118 yards on 18 carries at Arkansas, including a 1-yard TD ... Seven carries for 54 yards vs. Alabama, including a two-yard TD burst ... Carried 17 times for 76 yards and a one-yard TD in win over Ole Miss ... Rushed 14 times for a career-best 106 yards in win at Florida; also recorded a career-long run of 50 yards ... Seven carries for 10 yards vs. Tennessee, including a one-yard TD burst ... Made first career LSU start at Auburn, rushing 17 times for 68 yards ... Four carries for 19 yards vs. New Mexico; also caught two passes for 31 yards vs. the Lobos ... Scored on a seven-yard TD run in the fourth quarter vs. Mississippi State; also caught four passes for 18 yards vs. MSU ... Rushed five times for 17 yards, including a five-yard TD - the first of his career - in win over Southern ... Rushed once for two yards vs. Florida State.

SOPHOMORE SEASON (2021)

Played all 13 games ... Rushed 23 times for 107 yards ... Caught 5 passes for 11 yards ... Had best game of season against Kansas State in the Texas Bowl, rushing for 32 yards on 7 carries ... Had a long run of 11 yards vs. Kansas State ... Had 24 yard run on third-and-4 late in the fourth quarter against Florida that setup LSU's game-winning touchdown ... Carried 4 times for 16 yards in win over McNeese.

REDSHIRT FRESHMAN SEASON (2020)

Played in all 10 games, seeing action at running back and kickoff returns ... Rushed for 88 yards on 22 carries ... Led LSU in rushing in the season-finale victory over Ole Miss with 55 yards on 12 carries ... Had 30 yards on eight carries in win over Vanderbilt ... Returned two kickoffs for 37 yards against Ole Miss.

TRUE FRESHMAN SEASON (2019)

Member of the scout team during LSU's national championship season ... Did not see any game action.

JOSH WILLIAMS' CAREER HIGHS

Rushing attempts: 18, 2x - at Arkansas, 2022

Rushing yards: 118 at Arkansas, 2022

Rushing TDs: 1, 6x - Last: at Arkansas, 2022; First: vs. Southern, 2022

Long rush: 50 at Florida, 2022

JOSH WILLIAMS' CAREER RUSHING STATISTICS

YEAR	G-GS	NO.	YARDS	TD	LONG
2019	0-0	0	0	0	0
2020	10-0	22	88	0	30
2021	13-0	23	107	0	24
2022	11-6	97	532	6	50
TOTAL	34-6	142	727	6	50



92 Mekhi Wingo

Defensive Line
6-0 · 295 · So./Trf.
St. Louis, Mo. (De Smet High School/Missouri)

- **2022 Third-Team All-American (Associated Press)**
- **2022 Second-Team All-SEC (League Coaches and Associated Press)**
- **2022 LSU Alvin Roy Award for Strength & Conditioning**
- **2022 SEC Defensive Lineman of the Week vs. Ole Miss**
- **2021 SEC Freshman All-SEC**

Defensive line transfer from Missouri where he earned Freshman All-SEC honors in 2021 ... Enrolled at LSU in January and took part in spring drills ... Returned an interception 40 yards for a touchdown for Mizzou in 2021 against North Texas ... Played in high school for current LSU cornerbacks coach Robert Steeples ... Communication studies major.

SOPHOMORE SEASON (2022)

Logged one tackle in SEC title game vs. Georgia ... Recorded three tackles and two QB hurries at Texas A&M ... Posted three tackles, 1.0 tackle for loss (-2 yards) and one fumble recovery at Arkansas ... Logged three tackles, 0.5 tackle for loss and two PBUs vs. Alabama ... Named SEC Defensive Lineman of the Week after win over Ole Miss, as he recorded seven tackles, 1.5 sacks (-18 yards), one forced fumble, two PBUs and one QB hurry ... Posted two solo tackles at Florida ... Recorded five tackles in Tennessee game ... Team-high six tackles at Auburn, tying his career high ... Posted two tackles vs. New Mexico ... Recorded two tackles, 0.5 tackle for loss and a QB hurry vs. Mississippi State ... Made first career LSU start vs. Southern, registering three tackles, including 0.5 sack (-3 yards) ... Recorded six tackles in the Tigers' season opener vs. Florida State; recovered an FSU fumble at the LSU one-yard line with 1:20 remaining in the game which led to a 99-yard Tigers' TD drive.

FRESHMAN SEASON (2021 AT MISSOURI)

Appeared in 11 games, starting three times ... Starts came against North Texas, Texas A&M and Vanderbilt ... Earned Freshman All-SEC honors ... Recorded 27 tackles, 2.0 tackles for loss (-8) and a sack (-7) ... Returned an interception 40 yards for a TD in win over North Texas ... Had a sack for a 7-yard loss and a pair of tackles in college debut vs. Central Michigan ... Had 4 tackles, a tackle for a loss, an interception and a quarterback hurry against North Texas ... Closed season with career-best 6 tackles in Armed Forces Bowl vs. Army.

HIGH SCHOOL

Standout defensive lineman for De Smet Jesuit High School in St. Louis, Missouri ... Helped team to 2021 6A state runner-up finish ... Named Missouri 6A Defensive Player of the Year as a senior ... First team 6A All-State by the Missouri Football Coaches Association and the Missouri media ... Metro Catholic Conference Defensive Player of the Year ... Recorded 54 tackles, 16 tackles for loss and five sacks as a senior.

MEKHI WINGO'S CAREER HIGHS (2021 AT MISSOURI, 2022 AT LSU)

Tackles: 7 vs. Ole Miss, 2022
 Tackles for Loss: 1.5 vs. Ole Miss, 2022
 Sacks: 1.5 vs. Ole Miss, 2022
 Interceptions: 1 vs. North Texas, 2021

MEKHI WINGO'S CAREER STATISTICS (2021 AT MISSOURI; 2022 AT LSU)

YEAR	G-GS	UT	AT	TT	TFL	SACKS	PBU	QBH	INT	FF	FR
2021	12-4	14	13	27	2.0-8	1.0-7	1	2	1-40	0	0
2022	13-12	23	21	44	4.0-23	2.0-21	4	4	0	1	2
TOTAL	25-16	37	34	71	6.0-31	3.0-28	5	6	1-40	1	2



2022 LSU Fighting Tigers

Numerical Roster

NO.	NAME	POS.	HT.	WT.	CLASS-EXP	HOMETOWN (HIGH SCHOOL/PREVIOUS SCHOOL)
0	Maason Smith	DT	6-5	300	SO-1L	Houma, La. (Terrebonne HS)
1	Sevyn Banks	CB	6-2	205	GR-TR	Orlando, Fla. (Jones HS/Ohio State)
2	Kyren Lacy	WR	6-2	217	JR-TR	Thibodaux, La. (Thibodaux HS/UL-Lafayette)
3	Greg Brooks Jr.	S	5-10	187	SR-TR	Harvey, La. (West Jefferson HS/Arkansas)
4	John Emery Jr.	RB	5-11	220	SR-2L	St. Rose, La. (Destrehan HS)
4	Todd Harris Jr.	S	6-0	200	GR+-4L	Maringouin, La. (Plaquemine HS)
5	Jayden Daniels	QB	6-3	200	JR-TR	San Bernardino, Calif. (Cajon HS/Arizona St.)
5	Jay Ward	S	6-2	188	SR-3L	Moultrie, Ga. (Colquitt County HS)
6	Mike Jones Jr.	LB	6-1	230	JR-1L	Nashville, Tenn. (IMG Academy/Clemson)
7	Kayshon Boutte	WR	6-0	205	JR-2L	New Iberia, La. (Westgate HS)
8	Malik Nabers	WR	6-0	195	SO-1L	Lafayette, La. (Southside HS)
11	Brian Thomas Jr.	WR	6-4	201	SO-1L	Walker, La. (Walker HS)
12	Derrick Davis Jr.	S	6-0	210	SO-1L	Wilksburg, Pa. (Gateway HS)
12	Tavion Faulk	QB	5-11	180	FR-RS	Carencro, La. (Carencro HS)
13	Joe Foucha	S	5-11	208	SR-TR	New Orleans, La. (McDonogh 35 HS/Arkansas)
13	Garrett Nussmeier	QB	6-2	194	FR+-1L	Lake Charles, La. (Marcus HS)
14	Walker Howard	QB	6-1	195	FR-HS	Lafayette, La. (St. Thomas More Catholic HS)
14	Matthew Langlois	S	6-0	205	SO-1L	New Roads, La. (Catholic HS of Pointe Coupee)
15	Sage Ryan	S	5-11	203	FR+-1L	Lafayette, La. (Lafayette Christian Academy)
16	George Hamsley	QB	6-5	195	FR-HS	Memphis, Tenn. (Memphis University School)
16	Quad Wilson	S	5-9	164	SO-TR	New Orleans, La. (Brandeis HS/McNeese)
17	Zavier Carter	LB	6-4	205	SO-1L	Atlanta, Ga. (Hapeville Charter Academy)
17	Chris Hilton Jr.	WR	6-1	182	FR+-1L	Zachary, La. (Zachary HS)
19	Jordan Allen	S	5-11	195	FR-HS	Lafayette, La. (Lafayette Christian Academy)
19	Jay Bramblett	P	6-2	202	SR-TR	Tuscaloosa, Ala. (Hillcrest HS/Notre Dame)
19	Matt O'Dowd	QB	6-1	194	FR-RS	Plantation, Fla. (Marjory Stoneman Douglas HS)
21	Noah Cain	RB	5-11	226	JR-TR	Baton Rouge, La. (IMG Academy/Penn State)
22	Armoni Goodwin	RB	5-8	195	SO-1L	Birmingham, Ala. (Hewitt-Trussville HS)
22	Colby Richardson	DB	6-1	190	GR-TR	New Orleans, La. (McMain HS/McNeese)
23	Micah Baskerville	LB	6-1	228	SR+-4L	Shreveport, La. (Evangel Christian Academy)
23	Corren Norman	RB	5-9	200	JR-2L	Lafayette, La. (Lafayette HS)
24	Jarrick Bernard-Converse	CB	6-1	205	SR-TR	Shreveport, La. (Evangel Christian/Oklahoma St.)
24	Landon Ibieta	WR	5-11	192	FR-HS	Mandeville, La. (Mandeville HS)
26	Greg Clayton Jr.	WR	6-0	190	JR-TR	Lutcher, La. (Lutcher HS/UTSA)
27	Laterrance Welch	CB	6-2	187	FR-HS	Lafayette, La. (Acadiana HS)
27	Josh Williams	RB	5-9	200	JR-2L	Houston, Texas (The Kinkaid School)
28	Major Burns	S	6-2	187	SO-1L	Baton Rouge, La. (Madison Prep Academy/Georgia)
28	Cowinn Helaire	WR	5-9	150	FR-HS	Lafayette, La. (Lafayette Christian Academy)
30	Greg Penn III	LB	6-2	238	SO-1L	Baltimore, Md. (DeMatha Catholic HS)
31	Nathan Dibert	PK	5-11	207	FR-HS	Hartland, Mich. (Hartland HS)
31	Everett Garard	CB	5-9	187	FR-RS	Atlanta, Ga. (North Gwinnett HS)
32	DeMario Tolan	LB	6-2	222	FR-HS	Orlando, Fla. (Dr. Phillips HS)
33	Javen Nicholas	WR	5-9	180	FR-HS	New Orleans, La. (St. Augustine HS)
33	West Weeks	LB	6-2	238	SO-TR	Watkinsville, Ga. (Oconee County HS/Virginia)
34	Damian Ramos	PK	6-2	183	FR-RS	Baltimore, Md. (St. Paul's HS)
35	Nick Demas	RB	6-0	201	SO-1L	Westfield, Ind. (Guerin Catholic HS)
35	Sai'vion Jones	DE	6-6	250	SO-1L	Vacherie, La. (St. James HS)
36	Dylan Brown	CB	6-0	192	FR-RS	Katy, Texas (Katy HS)
37	Hunter Faust	LB	6-1	225	SR-1L	New Orleans, La. (Jesuit HS)
37	RJ Willis	WR	6-0	187	FR-RS	Riverside, Calif. (Centennial HS)
38	Malachi Lane	RB	5-11	207	FR-HS	Spring Branch, Texas (Smithson Valley HS)
38	Peyton Todd	P	6-5	242	FR-RS	West Monroe, La. (West Monroe HS)
39	Ezekeal Mata	PK	5-11	193	SO-SQ	San Marcos, Calif. (Mission Hills HS)
40	Harold Perkins	LB	6-2	220	FR-HS	New Orleans, La. (Cy Park HS)
41	Ralph Walker	CB	5-9	173	FR-RS	Zachary, La. (Zachary HS)
42	Lane Blue	DE	6-1	250	FR-RS	Chatham, La. (Neville HS)
43	Matt Jayne	LB	5-8	189	SO-SQ	Kenner, La. (John Curtis HS/McNeese)
44	Slade Roy	SNP	6-2	225	SO-TR	Charlotte, N.C. (South Mecklenburg HS/East Carolina)
45	GiVanni Peterson	TE	6-5	246	FR-RS	Highlands Ranch, Colo. (Valor Christian HS)
46	Trey Finison	PK	5-10	188	GR-TR	Tuscaloosa, Ala. (Hillcrest HS/Northwestern)
47	Jake Davis	SNP	6-2	205	FR-HS	Austin, Texas (Westwood HS)
47	Aristotle Abraham II	S	5-10	185	FR-RS	Mansfield, Texas (Lake Ridge HS)
48	MJ Frazier	TE	6-5	240	GR-TR	Cherry Hill, N.J. (Cherry Hill East HS/N. Carolina A&T)
48	Sloan Wright	LB	6-1	234	SO-SQ	Lafayette, La. (St. Thomas More HS)
49	Jonathan Ferguson	SNP	6-2	225	FR-RS	Sacramento, Calif. (Davis Senior HS)
50	Emery Jones	OL	6-6	335	FR-HS	Baton Rouge, La. (Catholic HS)
51	Seth Marcione	LB	6-2	205	FR-HS	St. Louis, Mo. (De Smet Jesuit HS)
52	Tre'Mond Shorts	OL	6-5	340	SR-TR	Hampton, Ga. (Lovejoy HS/East Tennessee State)
53	Brian Balestra	OL	6-4	310	FR-TR	New Orleans, La. (Jesuit HS/Georgetown)
55	Kimo Makane'ole	OL	6-3	300	FR-RS	Niceville, Fla. (Niceville HS)
56	Deshawn Richardson	DT	6-2	289	FR-HS	Baton Rouge, La. (Springfield Prep)

Alphabetical Roster

NO.	NAME	POS.
47	Aristotle Abraham II	S
19	Jordan Allen	S
53	Brian Balestra	OL
1	Sevyn Banks	CB
23	Micah Baskerville	LB
24	Jarrick Bernard-Converse	CB
64	Joshua Billedeaux	OL
42	Lane Blue	DE
67	Bo Bordelon	OL
7	Kayshon Boutte	WR
75	Anthony Bradford	OL
19	Jay Bramblett	P
3	Greg Brooks Jr.	S
36	Dylan Brown	CB
28	Major Burns	S
91	Kells Bush	DE
21	Noah Cain	RB
66	Will Campbell	OL
17	Zavier Carter	LB
26	Greg Clayton Jr.	WR
5	Jayden Daniels	QB
12	Derrick Davis Jr.	S
47	Jake Davis	SNP
72	Garrett Dellinger	OL
35	Nick Demas	RB
31	Nathan Dibert	PK
4	John Emery Jr.	RB
12	Tavion Faulk	QB
37	Hunter Faust	LB
49	Jonathan Ferguson	SNP
46	Trey Finison	PK
13	Joe Foucha	S
88	Evan Francioni	WR
70	Miles Frazier	OL
48	MJ Frazier	TE
31	Everett Garard	CB
22	Armoni Goodwin	RB
90	Jacobian Guillory	DT
16	George Hamsley	QB
4	Todd Harris Jr.	S
28	Cowinn Helaire	WR
95	Tygee Hill	DT
17	Chris Hilton Jr.	WR
14	Walker Howard	QB
24	Landon Ibieta	WR
43	Matt Jayne	LB
10	Jaray Jenkins	WR
50	Emery Jones	OL
6	Mike Jones Jr.	LB
35	Sai'vion Jones	DE
2	Kyren Lacy	WR
38	Malachi Lane	RB
14	Matthew Langlois	S
81	Bryce Langston	DT
83	Gabe Leonards	TE
55	Kimo Makane'ole	OL
94	Princeton Malbrue	DE
51	Seth Marcione	LB
77	Marlon Martinez	OL
82	Jack Mashburn	TE
39	Ezekeal Mata	PK
73	Jack McDevitt	OL
8	Malik Nabers	WR
84	Noah Nash	WR
33	Javen Nicholas	WR
23	Corren Norman	RB
13	Garrett Nussmeier	QB
19	Matt O'Dowd	QB
30	Greg Penn III	LB
40	Harold Perkins	LB
45	GiVanni Peterson	TE

2022 LSU Fighting Tigers



Numerical Roster

NO.	NAME	POS.	HT.	WT.	CLASS-EXP	HOMETOWN (HIGH SCHOOL/PREVIOUS SCHOOL)
58	Jared Small	LB	5-10	215	SR+-2L	Baton Rouge, La. (Catholic HS)
58	Kardell Thomas	OL	6-3	350	JR-1L	Baton Rouge, La. (Southern Lab HS)
63	Lanson Smith	OL	6-0	291	FR-RS	Houston, Texas (Clear Falls HS)
64	Joshua Billedeaux	OL	6-2	325	FR-RS	Lafayette, La. (St. Thomas More HS)
66	Will Campbell	OL	6-6	325	FR-HS	Monroe, La. (Neville HS)
67	Bo Bordelon	OL	6-6	292	FR-HS	Raceland, La. (Isidore Newman School)
68	Fitzgerald West Jr.	OL	6-3	322	FR-HS	Lafayette, La. (Lafayette Christian Academy)
69	Charles Turner	OL	6-4	295	JR-2L	Canton, Ohio (IMG Academy)
70	Miles Frazier	OL	6-6	323	SO-TR	Chery Hill, N.J. (Milford Academy/Florida International)
72	Garrett Dellinger	OL	6-5	320	SO-1L	Clarkston, Mich. (Clarkston HS)
73	Jack McDevitt	OL	6-4	257	FR-HS	Fort Lauderdale, Fla. (St. Thomas Aquinas HS)
75	Anthony Bradford	OL	6-5	345	JR-2L	Muskegon, Mich. (Muskegon HS)
77	Marlon Martinez	OL	6-4	330	JR-2L	Fort Lauderdale, Fla. (St. Thomas Aquinas HS)
81	Bryce Langston	DT	6-3	293	FR-RS	Ocala, Fla. (Vanguard HS)
82	Jack Mashburn	TE	6-3	237	JR-2L	Mandeville, La. (St. Paul's HS)
83	Gabe Leonards	TE	6-2	226	FR-RS	Crowley, La. (Notre Dame HS)
84	Noah Nash	WR	5-11	182	FR-RS	Baton Rouge, La. (Catholic HS)
86	Mason Taylor	TE	6-5	245	FR-HS	Plantation, Fla. (St. Thomas Aquinas HS)
88	Evan Francioni	WR	6-0	201	SR-2L	River Ridge, La. (Rummel HS/New Orleans)
89	Jack Rilling	WR	5-9	180	FR-RS	Madison, Wisc. (St. Cloud HS)
90	Jacobian Guillory	DT	6-2	315	SO-1L	Alexandria, La. (Alexandria Senior HS)
91	Kells Bush	DE	6-3	305	FR-HS	New Orleans, La. (Edna Karr HS)
92	Mekhi Wingo	DL	6-0	295	SO-TR	St. Louis, Mo. (De Smet HS/Missouri)
93	Quency Wiggins	DE	6-5	275	FR-HS	Napoleonville, La. (Madison Prep Academy)
94	Princeton Malbrue	DE	6-2	220	FR-TR	Carencro, La. (Lafayette Christian/Northwestern St.)
95	Tygee Hill	DT	6-3	300	FR-HS	New Orleans, La. (Edna Karr HS)
98	Wes Woodward	DT	6-1	284	FR-HS	Baton Rouge, La. (Catholic HS)

Alphabetical Roster

NO.	NAME	POS.
34	Damian Ramos	PK
22	Colby Richardson	DB
56	Dashaun Richardson	DT
89	Jack Rilling	WR
44	Slade Roy	SNP
15	Sage Ryan	S
52	Tre'Mond Shorts	OL
58	Jack Small	LB
63	Lanson Smith	OL
0	Maason Smith	DT
86	Mason Taylor	TE
11	Brian Thomas Jr.	WR
58	Kardell Thomas	OL
38	Peyton Todd	P
32	DeMario Tolan	LB
69	Charles Turner	OL
41	Ralph Walker	CB
5	Jay Ward	S
33	West Weeks	LB
27	Laterrance Welch	CB
68	Fitzgerald West Jr.	OL
93	Quency Wiggins	DE
27	Josh Williams	RB
37	R.J. Willis	WR
16	Quad Wilson	S
92	Mekhi Wingo	DL
98	Wes Woodward	DT
48	Sloan Wright	LB

Pronunciation Guide

NO.	NAME	PRONUNCIATION
53	Brian Balestra	buh-lest-ruh
1	Sevyn Banks	like the number 7
24	Jarrick Bernard-Converse	jar-rick
64	Joshua Billedeaux	bill-uh-doe
7	Kayshon Boutte	Kay-shawn BOO-tee
17	Zavier Carter	zay-vyer
72	Garrett Dellinger	dell-in-ger
36	Nick Demas	Dee-mus
31	Nathan Dibert	die-bert
12	Tavion Faulk	tay-vee-ahn
25	Kolbe Fields	kole-bee
46	Trey Finison	fin-iss-un
13	Joe Foucha	foo-shay
88	Evan Francioni	Fran-chê-ô-nê
31	Everett Garard	guh-rard
90	Jacobian Guillory	Juh-cô-bê-an

NO.	NAME	PRONUNCIATION
95	Tygee Hill	tie-gee
24	Landon Ibieta	eye-bee-et-uh
35	Sai'vion Jones	say-vee-ahn
2	Kyren Lacy	kie-ren
14	Matthew Langlois	lan-wah
55	Kimo Makane'ole	key-moe mack-uh-nay-oh-lay
94	Princeton Malbrue	mahl-brew
39	Ezekeal Mata	ee-zee-key-ul mah-tuh
8	Malik Nabers	muh-leek nay-bers
13	Garrett Nussmeier	nuss-my-er
34	Damian Ramos	RAH-môs
89	Jack Rilling	rye-ling
52	Tre'Mond Shorts	trey-mond
0	Maason Smith	may-sun
92	Mekhi Wingo	muh-kye