

# 2022-23 MEN'S BASKETBALL GAME NOTES



NATIONAL TITLES 1935

SEC CHAMPIONS 1935 • 1953 • 1954 • 1979  
1981 • 1985 • 1991 • 2000 • 2006 • 2009 • 2019  
FINAL FOUR 1953 • 1981 • 1986 • 2006

GAME  
9



WAKE FOREST  
December 10, 2022

1 p.m. CST  
HOLIDAY HOOPSGIVING  
State Farm Arena  
Atlanta, Georgia

ESPN  
LSU Sports Radio Network  
(Guaranty Media Eagle 98.1 FM)

## 2022-23 LSU SCHEDULE

### LSU (7-1)

H - 5-0; A - 0-0; N - 2-1; OT - 0-0

#### November

Wed. 9	KANSAS CITY (SECN+)	W, 74-63
Sat. 12	ARKANSAS STATE (SECN+)	W, 61-52
Thurs. 17	UNO (SECN+)	W, 91-62
<b>Cayman Islands Classic - George Town, Grand Cayman</b>		
Mon. 21	vs. Illinois State (Flosports)	W 77-61
Tues. 22	vs. Akron (Flosports)	W, 73-58
Wed. 23	vs. Kansas State (Flosports)	L, 59-61
Sun. 27	WOFFORD (SECN+)	W, 78-75

#### December

Wed. 21	UT ARLINGTON (SECN+)	W, 63-59
<b>Holiday Hoopsgiving - Atlanta, Georgia (Dec. 10)</b>		
Sat. 10	vs. Wake Forest (ESPN)	1 p.m.
Tues. 13	NC CENTRAL (SEC Network)	6 p.m.
Sat. 17	WINTHROP (SEC Network)	6 p.m.
Wed. 21	EAST TENNESSEE ST. (SECN+)	7 p.m.
Wed. 28	*ARKANSAS (ESPN2/U)	8 p.m.

#### January

Tues. 3	*at KENTUCKY (ESPN)	7 p.m.
Sat. 7	*at Texas A&M (SEC Network)	5 p.m.
Tues. 10	*FLORIDA (SEC Network)	6 p.m.
Sat. 14	*at Alabama (ESPN2)	3 p.m.
Wed. 18	*AUBURN (ESPN2/U)	6 p.m.
Sat. 21	*TENNESSEE (ESPN2)	3 p.m.
Tues. 24	*at Arkansas (ESPN2/U)	6 p.m.
<b>SEC/Big 12 Challenge</b>		
Sat. 28	TEXAS TECH (ESPN2/U)	1 p.m.

#### February

Wed. 1	*At Missouri (SEC Network)	8 p.m.
Sat. 5	*ALABAMA (ESPN2/U)	3 p.m.
Wed. 8	*at Mississippi State (SEC Network)	8 p.m.
Sat. 11	*TEXAS A&M (SEC Network)	7:30 p.m.
Tues. 14	*at Georgia (SEC Network)	7:30 p.m.
Sat. 18	*SOUTH CAROLINA (SEC Network)	Noon
Wed. 22	*VANDERBILT (SEC Network)	6 p.m.
Sat. 25	*at Ole Miss (SEC Network)	7:30 p.m.

#### March

Wed. 1	*MISSOURI (SEC Network)	8 p.m.
Sat. 4	*At Florida (SEC Network)	5 p.m.
<b>SEC TOURNAMENT -- Bridgestone Arena, Nashville, Tenn.</b>		
March 8-12		TBA

SEC Games; All Times Central; Home Games in ALL CAPS.  
SECN+ is streaming broadcast.

## ON THE AIR



Chris Blair, play-by-play  
John Brady, analyst  
(Former LSU Head Coach)

#### TV: ESPN

Mike Morgan, play-by-play  
Dane Bradshaw, analyst

LSUsports.net

## PROBABLE LSU LINEUP (Based on last game played)

5  
MWANI  
WILKINSON

F • Jr. • 6-5 • 205  
Las Vegas, Nevada

#### Season Stats: 3.6 ppg, 2.3 rpg, 1.0 apg

- Started 30 of 34 games a year ago for LSU; Started 52-of-69 career games.
- Opened with 9 points vs. Kansas City (11/9), hitting 3-of-4 treys
- Career high of 12 points vs. Southeastern Louisiana (11/30/20)
- Made 40-of-51 field goals as a freshman (78.4%)
- 8-of-16 from the arc this season.

3  
JUSTICE  
HILL

G • Sr. • 6-0 • 175  
Little Rock, Arkansas

#### Season Stats: 9.4 ppg, 2.1 rpg, 4.0 apg, 1.5 spg

- Started all 34 games at Murray State last year at point guard for Coach McMahon.
- Made 63 three-pointers last year...7 treys this season
- Good opener with 13 points, 4 rebounds, 7 assists and 4 steals vs. KC (11/9)
- 12 points, five assists, 3 steals vs. UNO (11/17) and +/- rating of +32
- Career scoring high of 36 at Belmont, 1/15/22; 11 asts. vs. Greenville (11/29/20).
- 32 points, 12 turnovers this season, Assist/turnover ratio of 2.67
- Season best of 14 points against Akron (11/22).

12  
KJ  
WILLIAMS

F • 5th Sr. • 6-10 • 250  
Cleveland, Mississippi

#### Season Stats: 16.6 ppg, 7.4 rpg, 1.7 spg

- OVC Player of the Year in 2022 after 31-3 year at Murray State; Led OVC in scoring.
- Has 101 collegiate wins and 91 games scoring in double figures.
- Career 729-of-1291 (56.5%) with 92 treys.
- On pace for 2,000 career points (1,800) and 1,000 rebounds (947).
- Career high of 39 points at Tennessee State (2/10/22), 16 rebs four times.
- 2 double doubles this year, 29 for his career.
- Cayman Islands Classic all-tournament; highlighted by 33 pts. vs. Ill. State (11/21)

13  
JALEN  
REED

F • Fr. • 6-10 • 230  
Jackson, Mississippi

#### Season Stats: 4.3 ppg, 3.8 rpg

- Reed is from Jackson, Mississippi whose late father starred at Ole Miss.
- Reed played at Southern California Academy ... 4-star recruit.
- Played 23 minutes in the opener vs. KC (11/9), 1-of-4 from field with assist and block
- 5 points and plus-minus of +15 in the Arkansas State win (11/12).
- Against UNO (11/17), had 8 points on a perfect 3-of-3 night from the field.
- Averaging 20.4 minutes per game.

44  
ADAM  
MILLER

G • So. • 6-3 • 190  
Peoria, Illinois

#### Season Stats: 16.9 ppg, 2.1 rpg, 1.2 apg

- Was at LSU last season, set to play, before ACL injury prior to season sidelined him.
- At Illinois, had 52 three-pointers and started all 31 games.
- Member 2021 U19 winning World Cup Team for US
- Cayman Islands Classic all-tournament; had 23 vs. Akron, hitting 5 treys (11/22).
- 25 treys for the season (25-of-63, 39.7%)
- 22-of-26 at the free throw line ... Two games of 26 pts. this season.

## BREAKDOWN

### LSU

#### RECORD

7-1

#### RANKING

NA

#### LAST GAME

W, 63-59, vs. UT  
Arlington, 12/2/22

#### HEAD COACH

Matt McMahon  
CAREER RECORD  
161-68 (8th season)

#### LSU RECORD

7-1 (1st season)  
VS. WAKE FOREST:  
0-0

### WAKE FOREST

#### RECORD

7-2

#### RANKING

NA

#### LAST GAME

L, 77-57, at Clemson,  
12/2/22

#### HEAD COACH

Steve Forbes  
CAREER RECORD  
336-133 (15th season)

#### WF RECORD

38-28 (3rd season)  
VS. LSU:  
0-1

## LSU UPCOMING MEN'S BASKETBALL MEDIA CALENDAR

# 12

**MONDAY**  
MEDIA SESSION  
-- TBA

# 13

**TUESDAY**  
Game 10 -- NC  
Central at LSU,  
6 p.m. CT (Pete  
Maravich Assembly  
Center). LSU Sports  
Radio Network, SEC  
Network.

# 14

**WEDNESDAY**  
Matt McMahon Radio  
Show, 7 p.m. T.J. Ribs,  
Acadian Thruway.  
LSU Sports Radio  
Network

# 8

**THURSDAY**  
MEDIA SESSION -- 1  
p.m.

# 9

**FRIDAY**  
Depart for Atlanta

# 10

**SATURDAY**  
Game 9 -- Holiday  
Hoopsgiving, Wake  
Forest vs. LSU, 1  
p.m. CT (State Farm  
Arena, Atlanta,  
Georgia). LSU Sports  
Radio Network,  
ESPN

# 11

**SUNDAY**

## LSU Media Services

### MEDIA AVAILABILITY

Coach Matt McMahon is available for early morning appointments and phone interviews. Please contact Basketball SID Kent Lowe (225-578-1864, [clowe@lsu.edu](mailto:clowe@lsu.edu)) at least 24 hours in advance.

### MEDIA SESSIONS

Coach McMahon meets, when travel schedules permit, usually one or two days prior to games in non-conference play and usually on Mondays and Thursdays during the SEC season. The sessions take place in the Courtside Club of the Maravich Center in the NW Corridor. Times are announced based on practice plans with players usually one day a week. Some travel and scheduling issues may change the time and day so media should contact the Communications Office to confirm start time ... Player requests need to be in to Kent Lowe at [clowe@lsu.edu](mailto:clowe@lsu.edu) no later than 24 hours in advance.

### POST GAME

Coach McMahon will be in the Courtside Club after the game, the NCAA cooling off period and his courtside radio show ... Requested players will be brought to the media room as well. ... THE LSU DRESSING ROOM IS CLOSED ... The Courtside Club is at the top of the stairs in the Northwest Corridor ... Media may work there after the end of the game. The building will close two hours following the conclusion of the game.

### THE MATT MCMAHON SHOW

#### Presented by Hancock Whitney Bank

The weekly call-in show takes place primarily on Mondays or Wednesdays at 7 p.m. from T.J. Ribs on Acadian Thruway ... The show airs in Baton Rouge on local flagship Eagle 98.1 FM, on the Internet at [www.LSUsports.net](http://www.LSUsports.net) and on many LSU Sports Radio Network affiliates. The first show is Monday, Nov.. 28.

#### Air Dates for the shows during 2022-23:

Show #2: Wednesday, Dec. 14, 2022  
Show #3: Monday, Dec. 19, 2022  
Show #4: Monday, Dec. 26, 2022  
Show #5: Wednesday, Jan. 4, 2023  
Show #6: Wednesday, Jan. 11, 2023  
Show #7: Monday, Jan. 16, 2023  
Show #8: Wednesday, Jan. 25, 2023  
Show #9: Monday, Jan. 30, 2023  
Show #10: Monday, Feb. 6, 2023  
Show #11: Wednesday, Feb. 15, 2023  
Show #12: Monday, Feb. 20, 2023  
Show #13: Monday, Feb. 27, 2023  
Show #14: Monday, March 6, 2023

### INSIDE LSU BASKETBALL

#### Presented by Community Coffee

The weekly TV show features an inside look and the men's and women's basketball programs at LSU featuring highlights, interviews and features. The show is available on a state-wide and regional network ... WBRZ-TV, Channel 2, airs the show at 10:35 p.m. Sundays. Television affiliates for the show are listed online at [LSUsports.net/tvaffiliates](http://LSUsports.net/tvaffiliates).

#### Show Schedule for 2023:

Show #1: Jan. 1, 2023  
Show #2: Jan. 8, 2023  
Show #3: Jan. 15, 2023  
Show #4: Jan. 22, 2023  
Show #5: Jan. 29, 2023  
Show #6: Feb. 5, 2023  
Show #7: Feb. 12, 2023  
Show #8: Feb. 19, 2023  
Show #9: Feb. 26, 2023  
Show #10: March 5, 2023

## WHO TO CONTACT

### COMMUNICATIONS OFFICE

(225) 578-8226  
Michael Bonnette - [mbonnet@lsu.edu](mailto:mbonnet@lsu.edu)  
Assoc. AD/Communications Director

C. Kent Lowe - [clowe@lsu.edu](mailto:clowe@lsu.edu)  
Sr. Assoc. Communications Director  
(Basketball Contact)

### COMMUNICATIONS ADDRESS

Athletics Administration Building  
Baton Rouge, La. 70803

## ON THE INTERNET

### LSUsports.net

The Official Website of LSU Athletics is home to all the basketball information you need. Schedules, results, rosters, bios, statistics and game notes can be found and are always up to date.

### LSUsports.net/media

Request credentials online, go to the men's basketball credentials link.

### LSUsports.net/brand

Quickly access the official LSU Athletics brand standards, colors and logos online. To request logos please email [creative@lsu.edu](mailto:creative@lsu.edu).

### Photo Requests

To request logos please email [photo@lsu.edu](mailto:photo@lsu.edu).

### LSU BASKETBALL SOCIAL MEDIA

[facebook.com/lsubasketball](https://facebook.com/lsubasketball)  
[twitter.com/lsubasketball](https://twitter.com/lsubasketball)  
[instagram.com/lsubasketball](https://instagram.com/lsubasketball)  
[twitter.com/lujukent](https://twitter.com/lujukent)  
[twitter.com/lsumediaalerts](https://twitter.com/lsumediaalerts)  
[twitter.com/CoachMcMahon](https://twitter.com/CoachMcMahon)  
[LSUsports.net/connect](https://LSUsports.net/connect)

**LSUsports.net**  
f t i



# Matt McMahon

## Head Coach

@CoachMcMahon

1st Year at LSU - 8th Year as a Head Coach

When Matt McMahon stepped to the podium for the first time as the 25th LSU men's basketball head coach he listed the core values of his coaching career and his teams.

"Hard work, unselfishness, toughness, accountability and joy."

Those words are now the cornerstone of LSU Basketball as it moves into a new era as a very successful head coach begins to reshape the program in his image.

The image was on display during the past seven years at Murray State University where the Racers posted a record of 154-67, a .697 winning percentage. He led Murray State to 93 OVC regular-season wins, winning 75 percent of league games.

He has also coached multiple all-Americans and all-league players such as Ja Morant who was named NBA Rookie of the Year in 2020.

The Racers won regular season league titles in 2018, 2019, 2020 and 2022 and advanced to the NCAA Tournament in 2018, 2019 and 2022 (the 2020 appearance was canceled by the pandemic).

Since the native of Oak Ridge, Tennessee, became the third-youngest rookie among D1 coaches in 2015, McMahon has continued a steady move forward with a reputation for developing talent both as an assistant and head coach. He has become known nationally as an excellent recruiter and he is among the best in the nation in the area of player development and game planning.

In his final season at Murray State in 2021-22, McMahon coached OVC Player of the Year KJ Williams and two other recipients of first-team honors (Tevin Brown, Justice Hill). In addition, McMahon was named the league's Coach of the Year.

Two of those players, Williams and Hill, are now at LSU.

Williams, who ranked 12th nationally in 3-pointers made (94), became the third Murray State player to score 1,500 points and grab 800 rebounds. Hill took over point guard duties in a Racer program known for good guards, leading Murray State in assists in 19 games with a plus-101 margin in assists to turnovers.

McMahon's Racers, picked third in the OVC preseason poll, were just the sixth team in league history to go undefeated and the first to do it in an 18-game conference schedule. Murray State then won the two league tournament games to advance to the NCAA Tournament where, as a No. 7 seed, the Racers defeated San Francisco to advance to the round of 32.

The 2021-22 team was one of seven teams to win 30 or more games that season and led the nation in win percentage at 91.2 percent (31-3). The Racers were ranked No. 20 in the final AP poll and No. 22 in the Ferris Mowers Coaches Poll.

McMahon was the first MSU coach to have

three seasons of 25 or more wins and was one of just three Murray State coaches to have four 20-win seasons.

Although the 2019-20 season was called early because of the pandemic, it marked the third year in a three-year run when Coach McMahon led the Racers to three-straight OVC regular season championships (2017-18, 2018-19 and 2019-20) and two consecutive OVC Tournament titles (2017-18, 2018-19).

Coach McMahon's commitment to defense showed in those years as the Racers ranked as the league leader twice in defensive field goal percentage and each of the three seasons the team led the league in defending the 3-point shot.

The 2018-19 team won 28 games and made its mark in the NCAA Tournament when the 12th-seeded Racers won their fourth all-time tourney game by defeating No. 5 seed Marquette. That season is when Morant stepped to the forefront at Murray State.

He was named the OVC POY, leading Division I in assists and earning first-team all-America honors from the USBWA. In the NCAA Tournament win over Marquette, Morant posted a triple double of 17 points, 11 rebounds and 16 assists as he became the eighth player to record a triple double in the tournament.

He was drafted second overall in the 2019 NBA draft by the Memphis Grizzlies.

In 2017-18, McMahon's team won 26 games and the OVC regular season and tournament championship, sending the Racers to what was at that time the school's 16th NCAA Tournament.

Prior to being named head coach, he was a key part of Coach Steve Prohm's staff as assistant at Murray State as the Racers won a pair of Ohio Valley Conference championships, a CollegeInsider.com Tournament championship and an appearance in the NIT. He was part of a staff that won 104 games from 2011-15.

### PRIOR TO MURRAY STATE

Coach McMahon has had success in college basketball since his days as a player at Appalachian

State. Known as an excellent shooter and tough competitor, he played on three Southern Conference regular season title teams in 1998, 1999 and 2000. The Mountaineers won the SoCon Tournament in 2000 and advanced to the NCAA Tournament.

He played in 90 career games under coach Buzz Peterson and made 124 three-pointers, graduating in 2000..

His coaching career began immediately at Appalachian State as a student assistant under Houston Fancher in 2000-01. He would rejoin Peterson's staff as a student coach at Tennessee before returning to ASU in 2002, where he stayed until the end of the 2009-10 season. A year at UNC Wilmington (2010-11) as assistant coach set the stage for his journey to Murray State, starting first as an assistant in the 2011-12 season and then as head coach prior to the 2015-16 season.

Like his time at Murray State, McMahon coached some outstanding talent in the early stages of his coaching career, including Southern Conference POY Donald Sims as well as all-league picks Jeremy Clayton and D.J. Thompson.

At UNCW, he recruited Adam Smith, a Parade All-America Second-Team selection.

Coach McMahon and his wife Mary, a former standout for the Furman women's basketball team, have three children – Maris, Mason and Mabry.

### THE MCMAHON FILE

**Birthdate:** April 26, 1978

**Age:** 42

**Hometown:** Oak Ridge, Tennessee

**College:** Appalachian State, 2000

**Wife:** Mary

**Child:** Maris, Mason, Mabry

### COACHING EXPERIENCE

**2000-01** - Appalachian State, Student Asst.

**2001-02** - Tennessee, Student Asst.

**2002-10** - Appalachian State, Asst. Coach

**2010-11** - UNC Wilmington, Asst. Coach

**2011-15** - Murray State, Asst. Coach

**2015-22** - Murray State, Head Coach

**March 22, 2022** - LSU, Head Coach

### THE MCMAHON RECORD

YEAR	SCHOOL	/---OVERALL---/		/---CONF.---/		POST SEASON
		W-L	PCT.	W-L	PCT.	
2015-16	Murray State	17-14	.548	10-6	.625	
2016-17	Murray State	16-17	.485	8-8	.500	
2017-18	Murray State	26-6	.812	16-2	.889	NCAA Rd of 64
2018-19	Murray State	28-5	.848	16-2	.889	NCAA Rd of 32
2019-20	Murray State	23-9	.719	15-3	.833	Pandemic Year
2020-21	Murray State	13-13	.500	10-10	.500	
2021-22	Murray State	31-3	.912	18-0	1.000	NCAA rd of 32
2022-23	LSU	7-1	.875			
<b>Totals</b>	<b>8 years</b>	<b>161-68</b>	<b>.703</b>	<b>93-31</b>	<b>.750</b>	<b>3 NCAA Tournaments</b>
	Murray St. 7 years	154-67	.697	93-31	.750	3 NCAA Tournaments
	<b>LSU</b>	<b>1 Year</b>	<b>7-1</b>			

## 2022-23 LSU MEN'S BASKETBALL ROSTER

NO.	NAME	POS.	HT.	WT.	CLASS	EXP.	DOB	HOMETOWN	HIGH SCHOOL	PREVIOUS SCHOOL
0	Trae Hannibal	G	6-2	215	Sr.	TR	Feb. 13, 2001	Elliot, SC	Hartsville HS	Murray State
1	Cam Hayes	G	6-2	185	Jr.	TR	May 29, 2002	Greensboro, NC	Greensobro Day	NC State
2	Cornellous Williams	F	6-9	210	Fr.	HS	Jan. 18, 2003	Meridian, Miss.	Combine Academy	
3	Justice Hill	G	6-0	175	Sr.	TR	May 14, 2000	Little Rock, Ark.	Little Rock Chistian	Murray State
4	Kendal Coleman	C	6-8	230	Jr.	TR	March 10, 2002	Shreveport, La.	Captain Shreve	Northwestern State
5	Mwani Wilkinson	F	6-5	205	Jr.	2L	Aug. 12, 2002	Las Vegas, Nev.	Bishop Gorman	
10	Brandon Egemo	G	6-1	175	Jr.	2L	March 10, 2002	Los Angeles, Calif.	University HS	
11	Justice Williams	G	6-4	175	So.	1L	March 31, 2003	Philadelphia, Pa.	Monteverde Academy	
12	KJ Williams	F	6-10	250	5th Sr.	TR	Sept. 3, 1999	Cleveland, Miss.	Cleveland Central	Murray State
13	Jalen Reed	F	6-10	230	Fr.	HS	Feb. 24, 2003	Jackson, Miss.	Southern California Acad.	
15	Tyrell Ward	F	6-6	185	Fr.	HS	July 27, 2003	Washington, D.C.	DeMatha Catholic	
20	Derek Fountain	F	6-10	225	Jr.	TR	July 12, 2002	Holly Springs, Miss.	Holly Springs	Mississippi State
21	Austin Montgomery	F	6-4	180	Fr.	HS	March 19, 2004	New Orleans, La.	Newman	
25	Adam Benhayoune	F	6-5	225	So.	1L	April 21, 2003	Helotes, Texas	Sandra Day O'Connor	
30	Parker Edwards	G	6-2	220	Sr.	3L	Sept. 27, 1999	Covington, La.	Saint Paul's School	Southeastern La.
34	Shawn Phillips	F	7-0	245	Fr.	HS	April 15, 2004	Dayton, Ohio	Dream City Christian	
44	Adam Miller	G	6-3	190	So.	RS	Jan. 23, 2002	Peoria, Ill.	Morgan Park	Illinois

### COACHING STAFF

Head Coach: Matt McMahon	1st year at LSU (8th season as head coach)
Assistant Coach: Casey Long	1st year at LSU
Assistant Coach: Ronnie Hamilton	1st year at LSU
Assistant Coach: Cody Toppert	1st year at LSU
Chief of Staff: Tim Kaine	1st year at LSU
Special Assistant to the Head Coach: Tasmin Mitchell	6th year at LSU
Director of Player Development: Ronrico White	1st year at LSU
Director of Recruiting: Jeff Moore	1st year at LSU
Strength & Conditioning Coach: Brian Puckett	1st year at LSU
Video Coordinator: Mike Chapman	1st year at LSU
Athletic Trainer: Shawn Eddy	27 (18 with Men's Basketball)
Administrative Asst: Brittany Carvalhido (Oklahoma State, 2005)	15 (13 with Men's Basketball)

### PRONUNCIATION GUIDE

Mwani -- Mm-wah-nee; Egemo -- Egg-uh-moe; Benhayoune -- Been-uh-yoon; Trae -- Tray; McMahon -- Muhk-Maan; Helotes -- huh-LOW-tuhs.

### HOW THE TIGERS WERE BUILT

#### Via TRANSFER PORTAL

Kendal Coleman -- from Northwestern State  
Derek Fountain -- from Mississippi State  
Trae Hannibal -- from Murray State  
Cam Hayes -- from NC State  
Justice Hill -- from Murray State  
KJ Williams -- from Murray State

#### Via RETENTION

Adam Miller -- Redshirt Sophomore  
Mwani Wilkinson -- Junior  
Justice Williams -- Sophomore  
Adam Benayoune -- walkon sophomore  
Brandon Egemo -- walkon junior  
Parker Edwards -- walkon senior

#### Via SIGNING

Shawn Phillips (HS Signee)  
Jalen Reed (HS Signee)  
Tyrell Ward (HS Signee)  
Cornellous Williams (HS Signee)  
Austin Montgomery (HS Walkon)

### TRANSACTIONS

Cornellous Williams has been out most of the preseason with an injured left shoulder ... Return date is TBD ... Justice Williams left the game on Nov. 17 with a left ankle injury, did not play in the last five games ... Has returned to practice, probable to dress for Wake Forest.

### A FEW NUMBERS AND NOTES TO START WITH:

- 3 -- Not counting walkons, the Tigers returned just three scholarship players from last season -- 2 who were actually able to play. Adam Miller missed the entire season after an ACL injury.
- 48 -- wins in regular season SEC games over the last four seasons -- tied for 2nd most wins in the SEC over that period.
- 133-20 -- Record when holding opponents to 70 points or less since the start of the 2012-13 season (5-1 this season).
- 133-41 -- Record since start of 2012-13 season when outrebounding the opponent (4-0 this season).
- 103-9 -- Record since start of 2007-08 season when shooting 50 percent or more in a game (2-0 this season).
- 16 -- Current number of consecutive wins when shooting 50 percent or more in a game.
- 92-0 -- Record since 1966-67 when LSU has a 20+ point lead at halftime (2-0 this season).
- 385 -- Wins for LSU when FT makes is more than opponents FT Attempts (385-55, 87.5%) since 1966-67).
- 29 -- Number of double doubles in his career for KJ Williams (14-13 in LSU opener)
- 101 -- Career wins for KJ Williams at Murray State and LSU.
- 91 -- Career double figure scoring games for KJ Williams at Murray State and LSU.
- 27 -- Consecutive wins against Louisiana universities in regular season contests (Last loss to Nicholls, 62-53, in BR, Nov. 16, 2010).
- 7.3% -- LSU returns 7.3% of its scoring from last season among Mwani Wilkinson, Justice Williams, Parker Edwards, Brandon Egemo and Adam Benhayoune.
- 6 - Shot clock violations caused in first eight games ... Tigers led Division I last season drawing 38 shot clock violations, 4 more than any other school in D1
- 3 -- In a statistical anomaly against Ark. State (11/12), only three Tigers registered field goal makes in the win -- Adam Miller, Justice Hill and KJ Williams.
- 11 -- Number of players who made field goals in the UNO game (11/17).
- 6 -- No. of two-point field goals allowed by LSU against Akron (11/22) in Cayman Islands Classic. Second time since 1953 that LSU has held an opponent to six two-point field goals in a game.

### WON-LOST MARGIN IN GAMES THIS SEASON

WON-LOST MARGIN IN GAMES THIS SEASON																															
MARGIN	1	2	3	4	5	6	7	8	9	10	11	12	13	14	15	16	17	18	19	20	21	22	23	24	25	26	27	28	29	30	31-plus
Won by			1	1					1		1		1			1													1		
Lost by	1																														

### A NEW DAY FOR LSU BASKETBALL

What all began in 1909 has now begun its 115th season of play as LSU Basketball enters a new age under Coach Matt McMahon. The proven winner from Murray State has had to build a roster completely from scratch as players after the 2021-22 season left for NBA dreams, end of eligibility and the transfer portal. As listed above in some 46 days, Coach McMahon has been able to rebuild his roster from 0 to 16 players which includes 13 scholarship players and three walk-ons. Three players on scholarship returned to be a part of this new day of Tiger basketball -- Mwani Wilkinson, Justice Williams and Adam Miller. Miller is the only one that didn't play last year, having torn an ACL just prior to the team's exhibition contest a year ago.

So, after a combined 36 years of Dale Brown and John Brady, Matt McMahon is the fourth LSU Basketball head coach in the last 15 seasons.



## TIGERS PICKED EIGHTH IN SEC

The media panel of regional and national media picked the Tigers eighth in the preseason standings poll announced at SEC Tipoff in October. The selections by the media:

1. Kentucky; 2. Arkansas; 3. Tennessee; 4. Auburn; 5. Alabama; 6. Texas A&M; 7. Florida; **8. LSU**; 9. Ole Miss; 10. Mississippi State; 11. Missouri; 12. Vanderbilt; 13. Georgia; 14. South Carolina

KJ Williams, last year's OVC Player of the Year, was selected second-team preseason All-SEC in the same balloting.

## THE SCHEDULE

And with the selection announcements, it became official what everyone already knew that the Tigers will start with one of the most difficult opening schedules that LSU has ever faced in the SEC.

In the first eight games of league play, the Tigers will face the seven teams predicted in front of them, including two with second selection Arkansas (Dec. 4 net rankings in parentheses):

**Dec. 28 -- Arkansas (25); Jan. 3 -- at Kentucky (42) Jan. 7 -- at A&M; Jan. 10 -- Florida (69); Jan. 14 -- at Alabama (8); Jan. 18 -- Auburn (21); Jan. 21 -- Tennessee (4); Jan. 24 -- at Arkansas (25)**

## THE RECENT GAMES

### GAME 8 -- LSU 63, UTA 59 | December 2, 2022 | PETE MARAVICH ASSEMBLY CENTER | BATON ROUGE, LOUISIANA

**RECAP:** For the second straight game, LSU has to rally back in the final minutes to secure the win, its ninth straight at the Maravich Center ... LSU after leading by nine on two occasions, found themselves trailing by four, 52-48, with 6:49 to play ... The Tigers answered back with a 14-2 run to take an eight-point advantage with 39 seconds to play.

LSU shot 41.2% from the floor, outrebounded the Mavericks 40-36, but UTA had a 34-20 advantage in points in the paint and 20-10 on second chance points ... For the first time all season LSU didn't have three players in double figures as KJ Williams (14) and Adam Miller 11 were in double digits.

Dec. 2, 2022	PTS	FG	FGA	PCT	3FG	3FGA	PCT	FT	FTA	PCT	OR-DR-TR	HI SCORER	HI REBOUND	HI ASSIST
UT ARLINGTON	59	24	64	.375	5	19	.263	6	11	.545	14-22-36	Humphrey 15	Domingos 7	Humphrey 4
LSU	63	21	51	.412	7	18	.389	14	21	.667	11-29-40	KJ Williams 14	KJ Williams 9	Hill 5

### GAME 7 -- LSU 78, WOFFORD 75 | November 27, 2022 | PETE MARAVICH ASSEMBLY CENTER | BATON ROUGE, LOUISIANA

**RECAP:** Wofford battled LSU for 36 minutes and led by five, 71-66, with 4:26 to play ... LSU would outscore the Terriers, 12-4, the rest of the way, holding a team that had made 11 three-pointers without a three the rest of the game ... Still down five, 73-68, with 3:40 to go, Trae Hannibal off an offensive rebound and then a fast break layup to make the Wofford lead just one, 73-72. After a miss by Wofford, Adam Miller scored to give LSU a 74-73. The Tigers would then get the game clinching points on a Miller three-pointer from the far corner in front of the LSU bench to go up 77-73 with 41 seconds to play.

Miller had 26 points to lead LSU, hitting six three-pointers, with KJ Williams scoring 15 and Trae Hannibal off the bench getting 12 points ... The Tigers shot 52.8 percent (28-of-53) for the game with eight treys and 14-of-17 from the line ... LSU was out rebounded in the contest, 30-26 and 14-6 (12-0 at one point midway through the second half) in second chance points ... The game featured 8 ties and 19 lead changes.

Nov. 27, 2022	PTS	FG	FGA	PCT	3FG	3FGA	PCT	FT	FTA	PCT	OR-DR-TR	HI SCORER	HI REBOUND	HI ASSIST
WOFFORD	75	28	58	.483	11	31	.355	8	9	.889	9-21-30	Paveletzke 19	Mack 9	Paveletzke 5
LSU	78	28	53	.528	8	19	.421	14	17	.824	5-21-26	Miller 26	2 with 5	5 with 2

### GAME 6 -- KANSAS STATE 61, LSU 59 | November 23, 2022 | JOHN GRAY GYMNASIUM | GEORGE TOWN, GRAND CAYMAN

**RECAP:** An apparent buzzer beating layup by Trae Hannibal was overturned by official review after the clock was not started at the beginning of LSU's advancement up the floor with 4.7 seconds remaining in regulation. Video review showed that the clock did not start until Jalen Reed's second bounce of the ball near midcourt. Reed passed the ball to Hannibal at the top of the key, who drove past his defender to the goal to apparently tie the game as the clock went from 0.2 to 0.1. The error by the clock operator marred an entertaining game in which neither team had more than a three-point advantage in the final eight minutes.

The championship game was a tale of two halves as K-State turned the ball over 11 times in the first half as the Tigers built a 41-33 halftime advantage, while in the second half, the Tigers turned the ball over 14 times as the Wildcats got the game back to even. KJ Williams had a double double with 17 points and 10 rebounds, while Justice Hill had 12 points and Adam Miller 11.

Nov. 23, 2022	PTS	FG	FGA	PCT	3FG	3FGA	PCT	FT	FTA	PCT	OR-DR-TR	HI SCORER	HI REBOUND	HI ASSIST
LSU	59	23	53	.434	6	19	.316	7	14	.500	9-21-30	KJ Williams 17	KJ Williams 10	Hannibal 4
KANSAS STATE	61	20	48	.417	4	15	.267	17	21	.810	8-22-30	Nowell 18	Carter 7	Nowell 4

### GAME 5 -- LSU 73, Akron 58 | November 22, 2022 | JOHN GRAY GYMNASIUM | GEORGE TOWN, GRAND CAYMAN

**RECAP:** In the semifinals of the Cayman Islands Classic, the Tigers were eight down in the first half and Akron was at the line to make it double figures, but after a missed free throw, the Tigers began to get back in the game and cut the deficit to just two, 35-33, at intermission. LSU scored the first four points of the second half, trailed only briefly and then outscored the Zips, 40-23, in the final 20 minutes. LSU shot 57.1 percent in the second half (16-28), while holding Akron to 5-of-25 in the final 20 minutes.

Adam Miller hit five treys and scored 23 points, while KJ Williams had 19 and Justice Hill 14. LSU allowed just six 2-point field goals in the game, the second time since 1953 that LSU has allowed just six 2-point field goals in a game.

Nov. 22, 2022	PTS	FG	FGA	PCT	3FG	3FGA	PCT	FT	FTA	PCT	OR-DR-TR	HI SCORER	HI REBOUND	HI ASSIST
LSU	73	25	52	.481	9	19	.474	14	16	.875	8-23-31	Miller 23	2 with 5	3 with 3
AKRON	58	14	54	.259	8	25	.320	22	30	.733	19-17-36	Castaneda 28	Freeman 10	Castaneda 4

## HOLIDAY HOOPSGIVING

This will be LSU's second consecutive appearance in the Holiday Hoopsgiving event at State Farm Arena in Atlanta. Last year, LSU used a strong second half to defeat Georgia Tech, 69-53. Georgia Tech led the game 34-30 at the half, but LSU outscored GT, 39-19, in the second half to get the win.

Eventual first-round NBA draft pick Tari Eason had 23 points in the game to lead LSU with Xavier Pinson adding 13 and Brandon Murray 10. LSU shot 38.7 in the game (24-of-62) with three treys, while Georgia Tech posted a 41.6 shooting percentage (20-48) with three treys and just 10-of-18 at the free throw line. Georgia Tech turned the ball over 24 times, LSU 21, but the Tigers got 33 points off turnovers compared to just 15 for Tech.

## GOOD TIMES IN ATLANTA

LSU advanced to two Final Fours from regional rounds in Atlanta. In 1986, the Tigers defeated Georgia Tech (No. 6) and Kentucky (No. 3) at the Omni to advance to the Final Four. LSU was the first-ever 11 seed to make it to the NCAA Final Four.

In 2006, the regional round was played at the Georgia Dome and LSU defeated No. 1 Duke and No. 9 Texas in overtime to advance to the NCAA Final Four.

Dale Brown coached the 1986 team and the coach of the 2006 team is now the color analyst for the LSU Sports Radio Network, John Brady.

#### **SATURDAY'S OPPONENT**

LSU and Wake Forest met in November 2021 in the finals of the Emerald Coast Classic in Niceville, Florida with LSU scoring a 75-61 victory. Efton Reid had 14 points to lead four LSU players in double figures with Darius Days getting 12, Eric Gaines and Alex Fudge 10 each. LSU made 27-of-59 field goals with five treys and 16-of-17 at the free throw line.

The teams have met a total of four times with the series tied 2-2. LSU has won the two neutral site meetings previously – 1981 in the Sugar Bowl Classic in New Orleans and last year in the Emerald Coast Classic. Wake Forest won both meetings in a home-and-home in 2015 and 2016.

Wake Forest last played on Friday night at Clemson in its ACC opener, losing 77-57. The Demon Deacons are 7-2 on the season. Daivien Williamson had 12 points to lead the team with Cameron Hildreth had 11 points. Wake Forest led 33-26 at the half, but Clemson scored 51 second half points as Wake Forest was held to just 7-of-29 shooting in the final 20 minutes.

Steve Forbes is in his third year as the head coach at Wake Forest.

#### **NOW AT 101 AND 91 AND COUNTING**

Two milestones in this five-year career of KJ Williams took place on against Wofford (11/27) as the Tigers won 78-75.

The game marked his 100th win of his college career in games he has played in. Murray State actually won 101 games in which he has dressed, but a win early in his freshman season at Murray State in 2018-19, Williams did not play-coaches decision. So, he came to LSU with 94 wins in games he participated in and now, after the Dec. 2 win over UT Arlington has 101 and counting.

His double figure scoring game against UTA (12/2) marked his seventh double figure game of the season, giving him 91 total for his college career in 132 career games played.

Tasmin Mitchell, the team's special assistant to the head coach, is watching that number as he recorded 107 double figure games in his five-years at LSU. Using just LSU games, there have only been four players total that have had at least 90 double figure scoring games in their careers dating back to the last 40 years.

#### **2000-1000**

KJ Williams is in the hunt for 2,000 career points and 1,000 career rebounds between Murray State and LSU. He enters Holiday Hoopsgiving with an even 1,800 points and 947 rebounds.

Unofficially, 121 players in college basketball have hit the 2,000-1,000 mark in their careers entering the 2022-23 season including some of the biggest named in the history of the game. Len Chappell of Wake Forest (2165-1213) did it in a career spanning 1959-1962 along with Tim Duncan (1993-1997, 2,117 pts-1,570 rebs). Rudy Macklin, from 1976-81 at LSU, totaled 2,080 points and 1,276 rebounds.

#### **DOUBLE DOUBLES**

It seems to have been something with Kansas for fifth year senior KJ Williams as he has recorded his two double doubles this season have come against Kansas City and Kansas State.

Williams made his first game at LSU a good one with his 28th career double double of 13 points and 14 rebounds versus Kansas City (11/9). Williams had 10 boards entering the final 25 seconds of the first half and six of his 14 were offensive.

Against Kansas State in the finals of the Cayman Islands Classic, Williams made it 29 double doubles with 17 points and 10 rebounds. His 10 rebounds were split 5-5. Entering the week, Williams was tied for third in the SEC among active players in career double doubles:

Oscar Tshiebwe, Kentucky – 43

Jayveous McKinnis, Ole Miss – 38

Josh Mballa, Ole Miss -- 29

**KJ Williams, LSU -- 29**

#### **HILL AT THE POINT**

Justice Hill has handled the point for the Tigers, averaging almost 29 minutes a game at the position for Coach McMahon.

Like KJ Williams, he is one of the transfers who played for Coach McMahon at Murray State. He is in his third year of playing for Coach after beginning his career at a junior college.

Hill had seven assists in the opening game and added 11 points and three assists in the second game against Arkansas State. He was in double figures again against UNO (11/17) with 12 points, five assists and three steals and an early season best +32 in plus-minus numbers.

He recorded his season high points game against Akron (11/22) with 14 points on 5-of-11 shooting. Hill had five assists in the win over UT Arlington, his fourth game of five assists or more.

Hill is averaging 9.4 points, 2.1 rebounds, 4.0 assists and 1.5 steals in the early going. He has posted double figure points in five of the eight games.

#### **ADAM MILLER**

Adam Miller earned all-tournament honors in the Cayman Islands Classic after averaging 15.7 points, 1.3 rebounds and 2.0 assists in the three games of the tournament. He had a best of 23 against Akron when he hit five three-pointers in the Tigers semifinal wins.

Against Wofford, he was important for the Tigers rallying win, hitting a late three-pointer that gave the Tigers the winning points in the game.

The Wofford game was the third time that Miller has scored over 20 points this season and the second time he has scored 26 (vs. Arkansas State, 11/12; Wofford, 11/27).

So far in half of the eight games, Miller has hit at least four three-point field goals:

**6 – vs. Wofford (11/27)**

**5 – vs. Akron (11/22)**

**4 – vs. Arkansas State (11/12)**

**4 – vs. Kansas City (11/9)**

Miller is 25-of-63 overall from the arc or 39.7 percent. He is 44-of-94 overall from the field (46.8%) and 22-of-26 (84.6%) from the line. Strangely, he is just 6-of-10 the last three games combined after starting the season 16-of-16 at the free throw stripe.

Miller hadn't played in a counting regular season game since March of 2021 when Illinois played its final game of the 2020-21 season. He transferred to LSU but tore his ACL prior to the team's exhibition game and missed the entire 2021-22 season. He was medically cleared during the summer for a full go this season and Tiger fans couldn't be happier.

Miller has started all 39 games he has played in (31 at Illinois), averaging 8.3 points at Illinois. After eight games at LSU, he averaging 16.9 points and 2.1 rebounds to go with 1.2 assists.

#### **LSU THREESOME LEADING SCORING**

As this season gets going, the threesome of KJ Williams, Adam Miller and Justice Hill have dominated the scoring for LSU with the trio averaging a combined 42.9 points a game, 59.6 percent of LSU's 72.0 points per game the team is averaging.

Speaking of threes, LSU had three players in double figures in each of the first seven games of the season. Against UTA (12/2), LSU only had two players in double figures.

#### **TRAE HANNIBAL**

The third Murray State transfer, Trae Hannibal, has been making his presence felt in the last several games and has played a minimum of 20 minutes in each of the

last four games.

In the last three games, Hannibal has been on the floor in what Coach McMahon has on a few occasions called winning time, twice helping the Tigers rally from behind and against Kansas State, apparently scoring the tying bucket that was later overruled when the clock operator failed to start the clock.

He is averaging 4.0 points and 4.6 rebounds to go with 2.6 assists, but in the last two games against Wofford (11/27) and UTA (12/2), he scored 19 points combined (12 against Wofford, 7 against UTA).

Against Wofford (12/27), Hannibal was 4-of-6 field goal shooting and a perfect 4-of-4 at the line. He had one field goal but got to the line, making 5-of-7 against UTA (12/2).

For the season he is 21-of-30 at the free throw line ... 12-of-19 in the first three games and 9-of-11 in the last two.

PLUS-MINUS NUMBERS

The box scores this season are including the plus-minus numbers on each the players individually. This number represents how much the team scores while they are on the floor how many points the team gives up at the same time which gives a player a plus or minus total for the night.

KJ Williams is at +91 for the season with 7 games in the plus, while Adam Miller is also seven games to the good at +84. Derek Fountain off the bench is +64 with +13 against Wofford (12/27) and +15 against UT Arlington (12/2) in the last two games.

STARTING LINEUP

There is no guarantee the Tigers starting lineup will remain the same Saturday, but eight times LSU has opened the game with Justice Hill and Adam Miller at guard, and, KJ Williams, Mwani Wilkinson and Jalen Reed at forwards.

Last year, LSU started the same lineups the first 12 games of the season (Darius Days, Mwani Wilkinson, Efton Reed, Brandon Murray, Xavier Pinson).

There has been no year in which the same lineup has been used to start a season longer than these two seasons since the 2008-09 season when the lineup of Tasmin Mitchell, Chris Johnson, Marcus Thornton, Bo Spencer and Garrett Temple started the first 24 games of the year.

NOT THE FIRST TIGER FROM CLEVELAND, MISSISSIPPI

KJ Williams, who hails from Cleveland, Mississippi, is not the first player with excellent credentials from that town of some 12,000 population. Johnny O'Bryant III had a three-year college career at LSU (2011-14), and at the time was one of just 14 LSU players to score 1,000 points and grab 700 rebounds. He was a two-time first-team All-SEC selection.

O'Bryant III played for three NBA teams after leaving LSU and continued to play in foreign leagues, including as late as last month in the Philippines.

MWANI WILKINSON

Mwani Wilkinson elected to come back to the LSU program after briefly entering the transfer portal following the 2021-22 season. He is the veteran scholarship returnee, having been a part of the Tiger team in both 2020-21 and 2021-22. He has been a part of two NCAA teams and a team that went to the finals of the SEC Tournament in 2021.

Wilkinson had a good opening night (11/9) for the Tigers with nine points making 3-of-4 three-pointers, tying his career highs in treys made in a 22-minute start for LSU.

Wilkinson has started all eight games this season and is averaging 3.6 points and 2.3 rebounds. Wilkinson is 8-of-16 from the arc.

JALEN REED

The freshman from Jackson, Mississippi has started all eight games of the young season and scored in every game. His best game came against UNO (11/17) when he scored eight points, hitting all three field goal attempts in 21 minutes. He added six rebounds and a steal in the game.

For the season, Reed is averaging 4.3 points and 3.8 rebounds. He is averaging 20.4 minutes a game. Reed is the son of the late SEC star Justin Reed, who played at Ole Miss (2000-04).

DEREK FOUNTAIN

The transfer from Mississippi State has come off the bench to be a part of the LSU rotation, averaging 16.7 minutes per game.

Against UNO (11/17), the junior had a line of 15 points, eight rebounds and seven steals. Fountain was 4-of-5 from the field with a trey and 6-of-6 from the free throw line.

He posted eight points in the UT Arlington (12/2) game, playing 19 minutes, making 3-of-5 field goals including a three-pointer.

Fountain is averaging 5.1 points and 3.8 rebounds.

Fountain's best season of his two at Mississippi State was the 2020-21 campaign when as a freshman he started 10-of-19 games and averaged 5.4 points.

CAM HAYES

Cam Hayes, the transfer from North Carolina State, did not play against Arkansas State (11/12), but the junior came back against UNO (11/17) to play 16 minutes and hit three three-pointers in a 13-point effort. He also had double figures in the opening Cayman Islands game against Illinois State (11/21), scoring 10 on 3-of-5 shooting with a trey.

He is averaging 6.1 points per game and 1.1 rebounds. He is 6-of-12 from the arc, averaging 14.4 minutes a game.

KENDAL COLEMAN

Coleman played 11 minutes against Wofford (11/27), making both field goal attempts and 3-of-3 at the line to finish with seven points, his second highest total of the season.

In the next game against UTA (12/2), Coleman played 13 minutes, making 3-of-4 field goals to again score seven points with six rebounds.

The Northwestern State transfer is averaging 3.3 points and 3.0 rebounds, playing 9.6 minutes per game.

Coleman's season high at LSU was eight points against Illinois State in the Cayman Islands (11/21) and seven rebounds against UNO (11/17).

SCORING BREAKDOWNS

CLASS	PTS	PCT.
Freshmen	43	7.5
Sophomores	147	25.5
Juniors	139	24.1
Seniors/Grads	247	42.9
SCORING	PTS	PCT.
Starters	406	70.5
Bench	170	29.5
POINTS IN PAINT	PTS	APG
LSU	222	27.7
Opponents	216	27.0
POINTS OFF TO	PTS	APG
LSU	132	16.5
Opponents	104	13.0
SECOND CHANCE POINTS	PTS	APG
LSU	70	8.7
Opponents	82	10.2
BENCH SCORING	PTS	APG
LSU	170	21.2
Opponents	118	14.7
FT% LAST 4 MINUTES		PCT
LSU	18-27	.667
Opponents	21-31	.677
FG% LAST 4 MINUTES		PCT
LSU	21-40	.525
Opponents	15-41	.366
3FG% LAST 4 MINUTES		PCT
LSU	7-17	.412
Opponents	1-15	.067

DOUBLE FIGURE SCORING GAMES

-- (23) -- KJ Williams 7, Adam Miller 7, Juice Hill 5, Derek Fountain 1, Cam Hayes 2, Trae Hannibal 1

DOUBLE DOUBLE -- KJ Williams 2

20-POINT GAMES (Season) -- (4) -- Adam Miller (3) 26 (vs. Ark. St.), 23 (vs. Akron); 26 (vs. Wofford). KJ Williams (1) 33 (vs. Illinois State)

OPENING JUMP BALL CONTROLLED -- LSU 3, Opponents 5

SCORED FIRST LSU POINTS -- Wilkinson 3, Williams 2, Miller 2, Hill 1

PLAYERS SCORING IN DOUBLE FIGURES BY GAME

0	1	2	3	4	5/more
		1	7		

## POINTS BY POSSESSION STATS

OPPONENT	OFF PPP	DEF PPP
Kansas City	<b>1.072</b>	0.851
Arkansas St.	<b>1.000</b>	0.825
New Orleans	<b>1.282</b>	0.849
Illinois State	<b>1.000</b>	0.813
Akron	<b>0.984</b>	0.935
Kansas State	0.894	<b>0.897</b>
Wofford	<b>1.219</b>	1.190
UT Arlington	<b>0.984</b>	0.952

**LSU Offensive PPP High: 1.282 vs. UNO**  
**LSU Offensive PPP Low: 0.894 vs. KState**

**Opp. Offensive PPP High: 1.190 by Wofford**  
**Opp. Offensive PPP Low: 0.813 by Ill. St.**

## LAYUPS AND DUNKS

OPPONENT	LSU	OPP.
Kansas City	12-21	12-21
Arkansas State	9-22	12-21
New Orleans	16-22	13-20
Illinois State	16-22	14-21
Akron	8-13	6-11
Kansas State	11-14	13-19
Wofford	14-19	14-19
UT Arlington	8-21	15-28

**TOTALS**      **94-154**    **99-160**  
**PCT.**        **61.0%**    **61.9%**

## JUSTICE WILLIAMS

It is thought that Justice Williams could be back after his ankle injury in the UNO game on Nov. 17. He has missed the last five contests.

In three games, the sophomore Williams is averaging 4.0 points per game and 1.3 rebounds. He is 5-of-8 from the field.

## TURNOVERS

Turnovers are continuing to be a factor for the Tigers who are still looking for their first single-digit turnover game of the season.

LSU is averaging 13.9 miscues a game with 111, still less than LSU's eight opponents (127).

LSU had a season low 10 turnovers against Akron (11/22) and 11 versus Wofford (11/27).

In a strange way both teams were affected in different halves in the championship game of the Cayman Islands Classic against Kansas State (11/23).

After a first half in which LSU forced the Wildcats into double figure turnovers and LSU committed just three turnovers, the Wildcats reversed the script and forced LSU into 14 miscues in the last 20 minutes.

## STEALS

Last year, the Tigers had their best season ever at stealing the basketball with 373 steals.

So far this season, LSU has also been good at getting steals again with 73 steals, an average of 9.1 per game. LSU had a season high of 17 against UNO (11/17). Opponents have only recorded 45 steals.

## SHOT CLOCK VIOLATIONS

Last year, LSU was the Division I leader in shot clock violations drawn according to @CBBAnalytics with 38, four more than Richmond and Virginia in college basketball.

The total so far this season is six.

LSU has drawn two in each of the first two games – two in the first half against Kansas City (11/9) and then one each in each half against Arkansas State (11/12). The Tigers had one shot clock violation against Akron in the tournament and one in the most recent game against UTA (12/2).

## FIELD GOAL PERCENTAGE

Last year, LSU was 16-1 when opponents shot under 40 percent and LSU is 4-0 this year in that category as Kansas City (32.8%), Arkansas State (38.6%), Akron (25.9%) and UTA (37.5%) have shot under 40 percent overall.

The Tigers are 56-2 since the start of the 2017-18 season when opponents shoot under 40 percent.

However, LSU was 6-10 last year when opponents shoot 40 percent or better from the field. LSU is 3-1 this season when teams shoot over 40 percent.

Offensively, the Tigers have won the last 16 games when shooting 50 percent or more in a game and LSU is 103-9 in the last 112 games when LSU shot 50 percent or better since the start of the 2007-08 season. The 50 percent games this season:

**LSU vs. UNO (11/17) – 30-of-58, 51.7%**

**LSU vs. Wofford (11/27) – 28-of-53, 52.8%**

## FROM THE ARC

The Tigers are improved from outside the arc this year, having made 61-of-158 in the first eight games or 38.6 percent and while opponents have made 49 (topped by the 11 Wofford made 11/27), the percentage of opponents three-pointers is just 27.4 percent (44-of-179).

## HOME WINNING STREAK

It is modest but LSU's 5-0 home start this season gives LSU a nine-game winning streak at the Pete Maravich Assembly Center dating back to last year. LSU won its last four Southeastern Conference home games last year against Mississippi State, Georgia, Missouri and No. 25 Alabama.

The Tigers are in their 52nd season of play in the Pete Maravich Assembly Center, originally known as the LSU Assembly Center until 1988 when the building was renamed by government legislation followed by the untimely death of the star LSU player.

The Maravich Center is the fourth oldest continuous basketball arena in the league having hosted its first game in January 1972. Memorial Gym at Vanderbilt opened in 1952, Stegeman Coliseum at UGA in 1964 and Coleman Coliseum at Alabama opened in 1968.

LSU was 15-2 a year ago in the building and in 810 games the Tigers have an on-court record of 610-201 (75.1%) ... In non-conference games, LSU is 328-44 (88.1%).

## ON THE NEUTRAL COURT

LSU is 2-1 on the neutral court this year after its play in the Cayman Islands Classic. LSU has posted a winning neutral court record the last two seasons – 4-2 in 2020-21 and 5-2 in 2021-22.

LSU is 163-175 in its history on neutral courts (48.2%).

## A FIFTH WINNING SEASON

LSU posted a fifth consecutive winning season in 2021-22 that gives LSU the fourth longest consecutive winning seasons run in program history:

1 1982-83 through 1992-93 – 11

2 1913-14 through 1921-22 – 9

3 2001-02 through 2006-07 – 6

**4 2017-18 through 2021-22 – 5**

4 2011-12 through 2015-16 – 5

4 1976-77 through 1980-81 --5

## SEC PLAY

Since the start of the 2018-19 season, LSU has won 48 SEC games, tied for second among teams in the SEC:



Kentucky 53  
**LSU 48**  
Tennessee 48  
Auburn 45  
Alabama 40  
Arkansas 40

Since the start of the 2019-20 season, LSU's 22 SEC home wins is tied the most in the league:

**LSU 22**  
Auburn 22  
Arkansas 21  
Kentucky 21  
Alabama 20  
Tennessee 20

#### **ITS A FATHER AND SON THING**

There are a couple of guys who knows something about the Southeastern Conference because their fathers played in the league with good success.

Director of Player Development Ronrico White's father, Tony, was an All-America at Tennessee. Tony White played from 1983 to 1987 at Tennessee.

Then there is freshman Jalen Reed from Jackson, Mississippi, whose late dad, Justin, was an All-America at Ole Miss and the SEC Freshman of the Year in 2001. Justin Reed was an All-SEC selection in each of his four years at Ole Miss, guiding the Rebels to a first ever "Sweet Sixteen" appearance for the program.

#### **BACK HOME FOR THREE BEFORE CHRISTMAS**

The Tigers will return home for three games prior to a short Christmas break:

**Dec. 13 – NC Central, 6 p.m. CT (SEC Network)**  
**Dec. 17 – Winthrop, 6 p.m. CT (SEC Network)**  
**Dec. 21 – East Tennessee State, 7 p.m. CT (SECN+)**

## **FALL 2022 LSU SIGNEES**

### **Corey Chest, New Orleans, La. Link Academy, Brandon, Mo.**

The four-star recruit will play this season at Link Academy in Brandon, Missouri. Chest (6-8, 210) played the 2021-22 season at Eleanor McMain High School in New Orleans. He is ranked No. 75 in the 247sports.com and 89 in their national composite rankings. He is listed No. 95 in the ESPN Top 100 for the class of 2023.

Chest was a Class 4A First Team All-State selection in Louisiana averaging 17 points, 10 rebounds, three assists and four blocks. McMain was 28-8 last season and reached the Class 4A title game each of the last two years.

This season, he is listed by 247sports as the No. 16-ranked power forward and No. 2 player in the state of Missouri. He was previously listed as the No. 1 player in the state of Louisiana for the class of 2023 at the end of the 2021-22 basketball season.

Chest also played in the NIKE EYBL circuit for team LIVOn-Fleur De Lis and played for former LSU star and NBA player, Randy Livingston.

---

### **Mike Williams, Baltimore, Md. Bishop Walsh HS**

Williams, who will play for Bishop Walsh High School in Cumberland, Maryland, is listed at 6-3, 180 pounds and is listed at No. 96 in the nation by 247sports.com and 101 by On3.com.

Williams made a midseason switch to Bishop Walsh this past season which will play in the National Interscholastic Basketball Conference against some of the top schools in the country. In the 60th Alhambra Catholic Invitational Tournament, billed as the most prestigious Catholic high school tournament in the country, Williams averaged 16.7 points per game, 3.9 rebounds, 1.3 assists and 2.0 steals.

In the PrepHoops.com web site for Maryland, Williams is listed as the No. 4-ranked player in the state entering his senior season.

Williams was one of the prospects in the class to show great improvement this summer on the UAA Circuit with Team Thrill of Maryland which won Under Armour Association championship.



# TRAE HANNIBAL

Guard · 6-2 · 215 · Senior · TR · Elliott, South Carolina (Murray State)

0

## Top Performances

<b>Points</b>	
Season:	12, vs. Wofford, 11/27/22
Career:	20, at SE Mo. St., 2/26/22

<b>Rebounds</b>	
Season:	8, vs. Kansas City, 11/9/22
Career:	10, vs. UT Martin, 1/22/22

<b>Field Goals Made</b>	
Season:	4, vs. Wofford, 11/27/22
Career:	7, vs. Tenn. Wesleyan, 12/15/21

<b>3 PT FG Made</b>	
Season:	
Career:	2, twice

<b>Free Throws Made</b>	
Season:	5, twice
Career:	8, three times

<b>Assists</b>	
Season:	4, three times
Career:	12, vs. Eastern Illinois, 1/20/22

<b>Blocks</b>	
Season:	1, vs. UT Arlington, 12/2/22
Career:	1, eight times

<b>Steals</b>	
Season:	4, vs. Kansas St., 11/23/22
Career:	4, four times

<b>Minutes Played</b>	
Season:	29, vs. Wofford, 11/27/22

## Top Career Scoring Games

1. 20 – at Southeast Missouri State, 1/29/22
2. 19 – vs. Middle Tennessee, 12/4/21
3. 18 – vs. San Francisco, 3/17/22
3. 18 – vs. Tennessee Wesleyan, 12/15/21
5. 15 – vs. Southeast Missouri State, 12/30/21
5. 15 – vs. James Madison, 11/24/21
5. 15 – at Georgia, 2/27/21
5. 15 – vs. Missouri, 2/20/21
9. 14 – vs. Morehead State, 1/29/22
10. 12 – three times

## Complete bio

### Senior Season (2022-23)

12 points in the rallying win over Wofford (11/27) ... 4-of-6 field goals most of points coming late when LSU was down five ... Played 23 minutes or more in last three games.

### Hannibal's Game-by-Game Statistics

2022-23	OPPONENT	MIN	FG	3FG	FT	REB	PF/D	A	TO	BLK	STL	PTS	+/-
	Kansas City	19	1-3	0-0	5-9	8	3	2	2	0	1	7	+5
	Arkansas State	22	0-4	0-0	4-5	5	2	2	3	0	3	4	+1
	UNO	17	2-7	0-0	3-5	2	1	0	2	0	0	7	+2
	vs. Illinois State	14	0-2	0-0	0-0	4	3	4	3	0	0	0	+7
	vs. Akron	23	0-1	0-0	0-0	5	2	3	1	0	2	0	+8
	vs. Kansas State	28	1-1	0-0	0-0	5	2	4	1	0	4	2	-8
	Wofford	29	4-6	0-0	4-4	4	1	2	2	0	0	12	+11
	UT Arlington	20	1-3	0-0	5-7	4	3	4	4	1	0	7	+12
	vs. Wake Forest												
	NC Central												
	Winthrop												
	East Tennessee State												
	Arkansas												
	at Kentucky												
	at Texas A&M												
	Florida												
	at Alabama												
	Auburn												
	Tennessee												
	at Arkansas												
	Texas Tech												
	at Missouri												
	Alabama												
	at Mississippi State												
	Texas A&M												
	at Georgia												
	South Carolina												
	Vanderbilt												
	at Ole Miss												
	Missouri												
	at Florida												
	SEC Tournament												

## Hannibal's Career Stats

YEAR	GP-GS	MIN/AVG	FG-FGA	PCT.	3FG-FGA	PCT.	FT-FTA	PCT.	REB.-AVG	PF-FO	AST	TO	BLK	STL	PTS-AVG.
<b>AT SOUTH CAROLINA</b>															
19-20	26-0	326/12.6	39-92	.424	2-13	.154	24-40	.600	54-2.1	45-0	32	39	3	32	104-4.0
20-21	20-0	333/16.7	39-89	.438	7-13	.538	34-40	.850	64-3.2	36-0	40	42	1	20	119- 6.0
<b>AT MURRAY STATE</b>															
21-22	34-1	744/21.9	108-208	.519	4-13	.308	94-131	.718	173-5.1	53-2	84	65	3	40	314-9.2
<b>LSU</b>															
22-23	8-0	173/21.6	9-27	.333	0-0	.000	21-30	.700	37-4.6	17-0	21	18	1	10	39-4.9
<b>TOTALS</b>	<b>88-1</b>	<b>1576/17.9</b>	<b>195-416</b>	<b>.469</b>	<b>13-39</b>	<b>.333</b>	<b>173-241</b>	<b>.718</b>	<b>328-3.7</b>	<b>151-2</b>	<b>177</b>	<b>164</b>	<b>8</b>	<b>102</b>	<b>576-6.5</b>



# CAM HAYES

Guard • 6-2 • 185 • Junior • TR • Greensboro, North Carolina (NC State)

1

## Top Performances

<b>Points</b>	
Season:	13, twice
Career:	20, at Notre Dame, 3/3/21

<b>Rebounds</b>	
Season:	3, vs. Illinois State, 11/21/22
Career:	6, vs. Wake Forest, 2/9/22

<b>Field Goals Made</b>	
Season:	5, vs. UNO, 11/17/22
Career:	7, twice

<b>3 PT FG Made</b>	
Season:	3, vs. UNO, 11/17/22
Career:	4, twice

<b>Free Throws Made</b>	
Season:	4, vs. Akron, 11/22/22
Career:	8, vs. Louisiana Tech, 11/27/21

<b>Assists</b>	
Season:	3, twice
Career:	9, at Pittsburgh, 2/17/21

<b>Blocks</b>	
Season:	1, twice
Career:	2, vs. Texas Southern, 11/21/21

<b>Steals</b>	
Season:	2, vs. Illinois State, 11/21/22
Career:	4, vs. Charleston So., 11/25/20

<b>Minutes Played</b>	
Season:	21, vs. Illinois State, 11/21/22

## Top Career Scoring Games

- 20 – at Notre Dame, 3/3/21
- 17 – vs. UMass Lowell, 12/3/20
- 16 – vs. North Carolina, 2/26/22
- 16 – vs. Richmond, 12/17/21
- 16 – vs. Oklahoma State, 11/17/21
- 16 – at Virginia, 2/24/21
- 15 – vs. Louisville, 12/4/21
- 14 – at Georgia Tech, 2/15/22
- 14 – vs. Louisiana Tech, 11/27/21
- 13 – three times

## Complete bio

### Senior Season (2022-23)

Hayes has his first double figure game as a Tiger, scoring 13 points with three treys in 16 minutes vs. UNO (11/17) ... Back-to-back double figure games with 10 vs. Illinois State (11/21).

### Hayes' Game-by-Game Statistics

2022-23	MIN	FG	3FG	FT	REB	PF/D	A	TO	BLK	STL	PTS	+/-
<b>OPPONENT</b>												
Kansas City	2	0-0	0-0	0-0	0	1	0	0	0	0	0	-3
Arkansas State	DNP-Coach's Decision											
UNO	16	5-7	3-5	0-0	0	1	3	1	1	0	13	+13
vs. Illinois State	21	3-5	1-3	3-4	3	2	0	5	0	2	10	+10
vs. Akron	16	1-3	1-1	4-5	1	2	3	1	0	1	7	+5
vs. Kansas State	13	1-2	1-1	0-0	2	2	0	3	0	0	3	-3
Wofford	14	1-3	0-0	1-2	1	1	2	0	1	1	3	+16
UT Arlington	18	2-6	0-2	3-4	1	3	0	0	0	0	7	+9
vs. Wake Forest												
NC Central												
Winthrop												
East Tennessee State												
Arkansas												
at Kentucky												
at Texas A&M												
Florida												
at Alabama												
Auburn												
Tennessee												
at Arkansas												
Texas Tech												
at Missouri												
Alabama												
at Mississippi State												
Texas A&M												
at Georgia												
South Carolina												
Vanderbilt												
at Ole Miss												
Missouri												
at Florida												
SEC Tournament												

## Hayes' Career Stats

YEAR	GP-GS	MIN/AVG	FG-FGA	PCT.	3FG-FGA	PCT.	FT-FTA	PCT.	REB.-AVG	PF-FO	AST	TO	BLK	STL	PTS-AVG.
<b>AT NC STATE</b>															
20-21	23-14	540/23.5	61-158	.386	28-77	.364	30-41	.732	55-2.4	36-1	72	46	1	29	180-7.8
21-22	32-13	674/21.1	80-239	.335	25-100	.250	38-49	.776	74-2.3	45-1	67	45	4	25	223-7.0
<b>AT LSU</b>															
22-23	7-0	101/14.4	13-26	.500	6-12	.500	11-15	.733	8-1.1	12-0	8	10	2	4	43-6.1
<b>TOTALS</b>	<b>61-27</b>	<b>1298/21.3</b>	<b>152-417</b>	<b>.365</b>	<b>59-187</b>	<b>.316</b>	<b>76-101</b>	<b>.752</b>	<b>136-2.2</b>	<b>90-2</b>	<b>147</b>	<b>101</b>	<b>7</b>	<b>58</b>	<b>439-7.2</b>



# JUSTICE HILL

Guard • 6-0 • 175 • Senior • TR • Little Rock, Arkansas (Murray State)

# 3

### Top Performances

Points	
Season:	14, vs. Akron, 11/21/22
Career:	36, at Belmont, 1/15/22

### Rebounds

Season:	4, twice
Career:	10, vs. Greenville, 11/29/20

### Field Goals Made

Season:	5, vs. Ark. State, 11/12/22
Career:	10, at Belmont, 1/15/22

### 3 PT FG Made

Season:	3, vs. UNO, 11/17/22
Career:	8, at Belmont, 1/15/22

### Free Throws Made

Season:	4, vs. Kansas City, 11/9/22
Career:	8, at Belmont, 1/15/22

### Assists

Season	7, vs. Kansas City, 11/9/22
Career:	11, vs. Greenville, 11/29/20

### Blocks

Season:	
Career:	2, vs. St. Peter's, 3/19/22

### Steals:

Season:	4, vs. Kansas City, 11/9/22
Career	4, vs. Kansas City, 11/9/22

### Minutes Played

Season	36, vs. Kansas St., 11/23/22
--------	------------------------------

### Top Career Scoring Games

- 36, at Belmont, 1/15/22
- 26, vs. Southeast Missouri State, 12/30/21
- 21, vs. Morehead State, 3/5/22
- 20, at Tennessee Tech, 1/27/22
- 20, at Memphis, 12/20/21
- 19, vs. St. Peter's, 3/19/22
- 19, vs. Morehead State, 1/29/22
- 18, vs. SIUE, 2/5/22
- 18, vs. Chattanooga, 12/18/21
- 18, vs. Middle Tennessee, 12/4/21

### [Complete bio](#)

### Senior Season (2022-23)

Hill opens up his LSU portion of his career with 13 points, 7 assists, 4 steals in 31 minutes against Kansas City (11/9) ... Season high of 14 points against Akron (11/22).

### Hill's Game-by-Game Statistics

2022-23	OPPONENT	MIN	FG	3FG	FT	REB	PF/D	A	TO	BLK	STL	PTS	+/-
	Kansas City	31	4-9	1-5	4-5	4	3	7	3	0	4	13	+15
	Arkansas State	31	5-13	1-4	0-1	4	0	3	1	0	0	11	+8
	UNO	26	4-9	3-5	1-2	2	1	5	2	0	3	12	+32
	vs. Illinois State	29	1-9	0-1	2-2	1	1	5	1	0	1	4	+14
	Akron	26	5-11	0-3	4-4	2	2	3	0	0	0	14	+4
	vs. Kansas State	36	4-15	2-6	2-6	2	1	2	4	0	2	12	0
	Wofford	26	3-9	0-3	0-0	0	1	2	0	0	1	6	-15
	UT Arlington	26	1-5	0-2	1-2	2	0	5	1	0	1	3	-9
	vs. Wake Forest												
	NC Central												
	Wlnthrop												
	East Tennessee State												
	Arkansas												
	at Kentucky												
	at Texas A&M												
	Florida												
	at Alabama												
	Auburn												
	Tennessee												
	at Arkansas												
	Texas Tech												
	at Missouri												
	Alabama												
	at Mississippi State												
	Texas A&M												
	at Georgia												
	South Carolina												
	Vanderbilt												
	at Ole Miss												
	Missouri												
	at Florida												
	SEC Tournament												

### Hill's Career Stats

YEAR	GP-GS	MIN/AVG	FG-FGA	PCT.	3FG-FGA	PCT.	FT-FTA	PCT.	REB.-AVG	PF-FO	AST	TO	BLK	STL	PTS-AVG.
AT MURRAY STATE															
20-21	26-10	572/22.0	56-155	.361	22-70	.314	13-21	.619	52-2.0	39-1	93	44	2	19	147-5.7
21-22	34-34	1060/31.2	163-378	.431	63-176	.358	67-90	.744	77-2.3	45-0	173	65	4	37	456 13.4
AT LSU															
22-23	8-8	230/28.8	27-80	.338	7-29	.241	14-22	.636	17-2.1	9-0	32	12	0	12	75-9.4
TOTALS	68-52	1862/27.4	246-613	.401	92-275	.335	94-133	.707	146-2.1	93-1	298	121	6	68	678-10.0





# KENDAL COLEMAN

Center • 6-8 • 230 • Junior • TR • Shreveport, Louisiana (Northwestern State)

# 4

## Top Performances

<b>Points</b>	
Season:	8, vs. Illinois State, 11/21/22
Career:	25, vs. UIW, 1/27/22

<b>Rebounds</b>	
Season:	7, vs. UNO, 11/17/22
Career:	20, vs. Southeastern, 3/5/22

<b>Field Goals Made</b>	
Season:	4, vs. Illinois State, 11/21/22
Career:	11, vs. UIW, 1/27/22

<b>3 PT FG Made</b>	
Season:	
Career:	

<b>Free Throws Made</b>	
Season:	3, vs. Wofford, 11/27/22
Career:	8, at A&M Corpus Christi, 2/19/22

<b>Assists</b>	
Season:	
Career:	4, at UNO, 1/22/22

<b>Blocks</b>	
Season:	2, vs. UNO, 11/17/22
Career:	5, at Houston Christian, 2/3/22

<b>Steals</b>	
Season:	2, vs. UNO, 11/17/22
Career:	3, twice

<b>Minutes Played</b>	
Season:	17, vs. UNO, 11/17/22

## Top Career Scoring Games

- 25, vs. UIW, 1/27/22
- 22, at Tulsa, 11/10/21
- 21, vs. McNeese, 2/12/22
- 20, at UIW, 2/17/22
- 20, vs. UNO, 1/8/22
- 20, at SMU, 11/15/21
- 19, vs. Nicholls, 2/24/22
- 19, at UNO, 1/22/22
- 19, vs. Champion Christian, 11/13/21
- 19, at Oklahoma, 11/9/21

## [Complete bio](#)

## Junior Season (2022-23)

Scored eight in Cayman Islands opener vs. Illinois State in just under 10 minutes of action (11/21) ... Coleman with a solid 12-minutes against Wofford (11/27) making both field goals and all three free throws to score seven points ... Seven points again against UT Arlington, playing 13 minutes off the bench.

## Coleman's Game-by-Game Statistics

2022-23	MIN	FG	3FG	FT	REB	PF/D	A	TO	BLK	STL	PTS	+/-
<b>OPPONENT</b>												
Kansas City	5	0-1	0-0	0-0	2	0	0	0	0	0	0	+4
Arkansas State	7	0-1	0-0	0-0	2	1	0	1	0	0	0	-2
UNO	17	2-2	0-0	0-1	7	3	0	1	2	2	4	+6
vs. Illinois State	9	4-5	0-0	0-0	3	0	0	0	1	0	8	-6
vs. Akron	9	0-1	0-0	0-0	0	3	0	0	0	1	0	-1
vs. Kansas State	4	0-1	0-0	0-0	2	0	0	0	1	0	0	-1
Wofford	11	2-2	0-0	3-3	2	1	0	2	0	0	7	+1
UT Arlington	13	3-4	0-0	1-2	6	1	1	0	0	1	7	-4
vs. Wake Forest												
NC Central												
Wlnthrop												
East Tennessee State												
Arkansas												
at Kentucky												
at Texas A&M												
Florida												
at Alabama												
Auburn												
Tennessee												
at Arkansas												
Texas Tech												
at Missouri												
Alabama												
at Mississippi State												
Texas A&M												
at Georgia												
South Carolina												
Vanderbilt												
at Ole Miss												
Missouri												
at Florida												
SEC Tournament												

## Coleman's Career Stats

YEAR	GP-GS	MIN/AVG	FG-FGA	PCT.	3FG-FGA	PCT.	FT-FTA	PCT.	REB.-AVG	PF-FO	AST	TO	BLK	STL	PTS-AVG.
<b>AT NORTHWESTERN STATE</b>															
20-21	29-0	498/17.2	82-174	.471	0-1	.000	32-46	.696	188-6.5	46-0	8	28	33	12	196-6.8
21-22	30-30	860/28.7	203-372	.546	0-1	.000	57-98	.582	304-10.1	63-1	20	57	40	30	463-15.4
<b>AT LSU</b>															
22-23	8-0	77/9.6	11-17	.647	0-0	.000	4-6	.667	24-3.0	9-0	1	4	4	4	26-3.3
<b>Totals</b>	<b>67-30</b>	<b>1435/21.4</b>	<b>296-563</b>	<b>.526</b>	<b>0-2</b>	<b>.000</b>	<b>93-150</b>	<b>.620</b>	<b>516-7.7</b>	<b>118-1</b>	<b>29</b>	<b>89</b>	<b>77</b>	<b>46</b>	<b>685-10.2</b>



# MWANI WILKINSON

Junior • 6-5 • 206 • 1L • Las Vegas, Nevada (Bishop Gorman HS)

5

### Top Performances

**Points**  
Season: 9, vs. Kansas City, 11/9/22  
Career: 12, vs. Southeastern, 11/30/20

**Rebounds**  
Season: 6, vs. Ark. State, 11/12/22  
Career: 8, at Florida, 1/12/22

**Field Goals Made**  
Season: 3, vs. Kansas City, 11/9/22  
Career: 5, twice

**3 PT FG Made**  
Season: 3, vs. Kansas City, 11/9/22  
Career: 3, vs. Kansas City, 11/9/22

**Free Throws Made**  
Season: 1, vs. Illinois State, 11/21/22  
Career: 3, vs. Texas A&M, 12/29/20

**Assists**  
Season: 2, twice  
Career: 3, three times

**Blocks**  
Season: 1, twice  
Career: 4, at Alabama, 1/19/22

**Steals**  
Season: 2, vs. Kansas City, 11/9/22  
Career: 6, vs. ULM, 11/9/21

**Minutes Played**  
Season: 22, vs. Kansas City, 11/9/22

### Top Career Scoring Games

- 1. 12, vs. Southeastern, 11/30/20
- 2. 11, vs. Lipscomb, 12/22/21
- 11, vs. Arkansas, 1/13/21
- 4. 9, vs. Kansas City, 11/9/22
- 9, at South Carolina, 2/19/22
- 6. 8, vs. Iowa State (NCAAT 1st Rd), 3/18/22
- 8, vs. Arkansas (SECTQF), 3/11/22
- 8, vs. Tennessee, 1/8/21
- 8, vs. Ohio, 12/1/21
- 8, at Arkansas, 2/27/21

### Complete bio

### Junior Season (2022-23)

Three treys in his season debut vs. Kansas City, most he has made in a single game in his LSU career.

### Wilkinson's Game-by-Game Statistics

2022-23	MIN	FG	3FG	FT	REB	PF/D	A	TO	BLK	STL	PTS	+/-
OPPONENT												
Kansas City	22	3-7	3-4	0-0	1	4	2	1	0	2	9	+6
Arkansas State	20	0-1	0-1	0-0	6	1	2	1	1	0	0	+12
UNO	18	2-4	2-4	0-0	0	3	1	0	0	0	6	+17
vs. Illinois State	20	0-1	0-1	1-2	5	2	0	2	1	0	1	-1
vs. Akron	10	1-1	0-0	0-0	2	3	1	0	0	0	2	+9
vs. Kansas State	12	1-2	1-1	0-0	3	4	0	2	0	1	3	+8
Wofford	13	2-4	1-3	0-0	1	0	2	0	0	0	5	-9
UT Arlington	14	1-2	1-2	0-0	0	0	0	0	0	0	3	+1
vs. Wake Forest												
NC Central												
Wlnthrop												
East Tennessee State												
Arkansas												
at Kentucky												
at Texas A&M												
Florida												
at Alabama												
Auburn												
Tennessee												
at Arkansas												
Texas Tech												
at Missouri												
Alabama												
at Mississippi State												
Texas A&M												
at Georgia												
South Carolina												
Vanderbilt												
at Ole Miss												
Missouri												
at Florida												
SEC Tournament												

### Wilkinson's Career Stats

YEAR	GP-GS	MIN/AVG	FG-FGA	PCT.	3FG-FGA	PCT.	FT-FTA	PCT.	REB.-AVG	PF-FO	AST	TO	BLK	S	PTS-AVG
20-21	27-14	460/17.0	40-51	.784	2-5	.400	14-20	.700	72-2.7	55-0	16	12	13	18	96-3.6
21-22	34-30	824/24.2	50-114	.439	25-62	.403	11-20	.550	101-3.0	91-1	31	31	24	41	136-4.0
22-23	8-8	130/16.2	10-22	.455	8-16	.500	1-2	.500	18-2.3	17-0	8	6	2	3	29-3.6
TOTALS	69-52	1413/20.5	100-187	.535	35-83	.422	26-42	.619	191-2.8	163-1	55	49	39	62	261-3.8



# JUSTICE WILLIAMS

Guard • 6-4 • 175 • Sophomore • 1L • Philadelphia, Pennsylvania (Montverde Academy)

11

## Top Performances

Points	
Season:	7, vs. Kansas City, 11/9/22
Career:	7, twice

Rebounds	
Season:	4, vs. Kansas City, 11/9/22
Career:	4, twice

Field Goals Made	
Season:	3, vs. Kansas City, 11/9/22
Career:	3, vs. Kansas City, 11/9/22

3 PT FG Made	
Season:	
Career:	1, twice

Free Throws Made	
Season:	1, twice
Career:	2, three times

Assists	
Season:	2, vs. Kansas City, 11/9/22
Career:	3, twice

Blocks	
Season:	
Career:	1, twice

Steals:	
Season:	1, vs. Ark. State, 11/12/22
Career:	2, three times

Minutes Played	
Season:	12, vs. Kansas City, 11/9/22

## Top Career Scoring Games

1.	7, vs. Kansas City, 11/9/22
	7, at Auburn, 12/29/21
3.	5, vs. UNO, 11/17/22
	5, vs. Ole Miss, 2/1/22
5.	4, vs. UGA, 2/16/22
	4, vs. Arkansas, 1/15/22
7.	3, at Alabama, 1/19/22
	3, vs. Kentucky, 1/4/22
9.	2, at Texas A&M, 2/8/22
	2, at Vanderbilt, 2/5/22
	2, vs. Texas A&M, 1/26/22

## Complete bio

### Sophomore Season (2022-23)

Equalled career points total with 7 vs. Kansas City (11/9)

### J. Williams' Game-by-Game Statistics

2022-23	MIN	FG	3FG	FT	REB	PF/D	A	TO	BLK	STL	PTS	+/-
OPPONENT												
Kansas City	12	3-4	0-0	1-3	4	1	2	2	0	0	7	-1
Arkansas State	9	0-0	0-0	0-0	0	1	0	0	0	1	0	1
UNO	8	2-4	0-1	1-2	0	0	1	1	0	0	5	6
vs. Illinois State	DND --	injury										
vs. Akron	DND --	injury										
vs. Kansas State	DND --	injury										
Wofford	DND --	injury										
UT Arlington	DND --	injury										
vs. Wake Forest												
NC Central												
Wlnthrop												
East Tennessee State												
Arkansas												
at Kentucky												
at Texas A&M												
Florida												
at Alabama												
Auburn												
Tennessee												
at Arkansas												
Texas Tech												
at Missouri												
Alabama												
at Mississippi State												
Texas A&M												
at Georgia												
South Carolina												
Vanderbilt												
at Ole Miss												
Missouri												
at Florida												
SEC Tournament												

### J. Williams' Career Stats

YEAR	GP-GS	MIN/AVG	FG-FGA	PCT.	3FG-FGA	PCT.	FT-FTA	PCT.	REB.-AVG	PF-FO	AST	TO	BLK	STL	PTS-AVG.
21-22	20-1	212/10.6	11-40	.275	2-11	.182	10-12	.833	16-0.8	11-0	13	9	2	11	34-1.7
22-23	3-0	29/9.8	5-8	.625	0-1	.000	2-5	.400	4-1.3	2-0	3	3	0	1	12-4.0
Totals	23-1	241/10.5	16-48	.333	3-12	.167	12-17	.706	20-0.9	13-0	16	12	2	12	46-2.0



# KJ WILLIAMS

Forward • 6-10 • 250 • 5th Year Senior • TR • Cleveland, Mississippi (Murray State)

12

### Top Performances

<b>Points</b>	
Season:	33, vs. Illinois State, 11/21/22
Career:	39, at Tennessee St., 2/10/22

<b>Rebounds</b>	
Season:	14, vs. Kansas City, 11/9/22
Career:	16, four times

<b>Field Goals Made</b>	
Season:	13, vs. Illinois State, 11/21/22
Career:	15, at Tennessee St., 2/10/22

<b>3 PT FG Made</b>	
Season:	3, vs. Ark. State, 11/12/22
Career:	5, twice

<b>Free Throws Made</b>	
Season:	6, vs. Illinois State, 11/21/22
Career:	9, vs. UT Martin, 1/22/22

<b>Assists</b>	
Season:	3, vs. Illinois State, 11/21/22
Career:	4, vs. SE Mo. St., 1/4/20

<b>Blocks</b>	
Season:	3, vs. Kansas City, 11/9/22
Career:	3, seven times

<b>Steals</b>	
Season:	3, twice
Career:	4, six times

<b>Minutes Played</b>	
Season	38, vs. Kansas City, 11/9/22

### Top Career Scoring Games

1.	39 – at Tennessee State, 2/10/22
2.	33 -- vs. Illinois State, 11/21/22
	33 – vs. UT Martin, 1/22/22
4.	32 – vs. Cumberland, 11/9/21
5.	30 – vs. Belmont, 2/24/22
6.	29 – vs. Southeast Missouri State, 3/4/22
	29 – vs. Long Beach, 11/23/21
8.	28 – at SIUE, 2/15/22
9.	26 – at Southeast Missouri State, 2/1/21
10.	25 – vs. Austin Peavy, 2/17/22
	25 – vs. Tennessee State, 1/28/21

### Complete bio

#### 5th Year Senior Season (2022-23)

Posted his 28th career double double in his opening game at LSU with 13 points and 14 rebounds against Kansas City (11/9) ... Named all-tournament at the Cayman Islands Classic, averaged 23.0 points per game, making 27-of-45 field goals, averaging 7.7 rebounds ... Scored 33 points in the first game against Illinois State (11/21) ... All-tournament selection for Cayman Islands Classic (games vs. Illinois State, Akron, K-State) ...

#### KJ Williams' Game-by-Game Statistics

2022-23	MIN	FG	3FG	FT	REB	PF/D	A	TO	BLK	STL	PTS	+/-
<b>OPPONENT</b>												
Kansas City	38	5-13	0-2	3-4	14	3-0	0	4	3	1	13	+13
Arkansas State	24	6-12	3-5	0-0	4	2	1	1	1	1	15	+8
UNO	19	3-5	1-2	0-0	4	2	0	3	0	3	7	+24
vs. Illinois State	30	13-19	1-4	6-6	8	44	3	1	1	2	33	+25
vs. Akron	31	6-13	2-4	5-6	5	3	0	0	1	3	19	+16
vs. Kansas State	36	8-13	0-1	1-2	10	3	1	2	1	1	17	-1
Wofford	35	6-12	1-4	2-2	5	2	1	2	0	1	15	+5
UT Arlington	34	6-14	2-3	0-0	9	1	1	1	0	2	14	+1
vs. Wake Forest												
NC Central												
Winthrop												
East Tennessee State												
Arkansas												
at Kentucky												
at Texas A&M												
Florida												
at Alabama												
Auburn												
Tennessee												
at Arkansas												
Texas Tech												
at Missouri												
Alabama												
at Mississippi State												
Texas A&M												
at Georgia												
South Carolina												
Vanderbilt												
at Ole Miss												
Missouri												
at Florida												
SEC Tournament												

#### KJ Williams' Career Stats

YEAR	GP-GS	MIN/AVG	FG-FGA	PCT.	3FG-FGA	PCT.	FT-FTA	PCT.	REB.-AVG	PF-FO	AST	TO	BLK	STL	PTS-AVG.
<b>AT MURRAY STATE</b>															
18-19	32-22	582/18.2	111-159	.698	1-5	.200	20-38	.526	151-4.7	60-0	15	21	19	18	243-7.6
19-20	32-8	745/23.3	156-287	.544	18-50	.360	75-112	.670	232-7.3	73-0	33	50	21	34	405-12.7
20-21	26-26	743/28.6	164-289	.567	26-63	.413	52-78	.667	220-8.5	67-2	25	54	15	27	406-15.6
21-22	34-34	989/29.1	245-455	.538	37-113	.327	86-123	.699	285-8.4	72-0	24	50	21	48	613-18.0
<b>AT LSU</b>															
22-23	8-8	247/30.8	53-101	.525	10-25	.400	17-20	.850	59-7.4	20-0	7	14	7	14	133-16.6
<b>TOTALS</b>	<b>132-98</b>	<b>3306/25.0</b>	<b>729-1291</b>	<b>.565</b>	<b>92-256</b>	<b>.359</b>	<b>250-371</b>	<b>.674</b>	<b>947-7.2</b>	<b>292-2</b>	<b>104</b>	<b>189</b>	<b>83</b>	<b>141</b>	<b>1800-13.6</b>





# JALEN REED

Forward • 6-10 • 230 • Freshman • HS • Jackson, Mississippi (Southern California Academy)

# 13

## Top Performances

**Points**  
Season: 8, vs. UNO, 11/17/22  
Career:

**Rebounds**  
Season: 6, vs. UNO, 11/17/22  
Career:

**Field Goals Made**  
Season: 3, vs. UNO, 11/17/22  
Career:

**3 PT FG Made**  
Season: 1, twice  
Career:

**Free Throws Made**  
Season: 5, vs. Ark. State, 11/12/22  
Career:

**Assists**  
Season: 2, twice  
Career:

**Blocks**  
Season: 1, three times  
Career:

**Steals:**  
Season: 2, vs. Illinois State, 11/21/22  
Career:

**Minutes Played**  
Season: 23, twice

## Top Career Scoring Games

- 8, vs. UNO, 11/17/22
- 6, vs. Kansas State, 11/23/22
- 5, vs. Arkansas State, 11/12/22
- 4, vs. Illinois State, 11/21/22
- 3, vs. UT Arlington, 12/2/22
- 3, vs. Akron, 11/22/22
- 3, vs. Kansas City, 11/9/22
- 2, vs. Wofford, 11/27/22

## [Complete bio](#)

### Reed's Freshman Season (2022-23)

Started his first collegiate game at LSU, playing 23 minutes with three points ... Best scoring game of the season, hitting all three field goal attempts in an eight-point effort against UNO (11/17)

### Reed's Game-by-Game Statistics

2022-23	MIN	FG	3FG	FT	REB	PF/D	A	TO	BLK	STL	PTS	+/-
OPPONENT												
Kansas City	23	1-4	0-1	1-1	3	3	1	1	1	0	3	+5
Arkansas State	22	0-3	0-0	5-6	3	2	0	2	1	1	5	+15
UNO	21	3-3	0-0	2-4	6	4	0	1	0	1	8	+10
vs. Illinois State	19	1-1	0-0	2-8	4	3	1	3	0	2	4	+11
vs. Akron	19	1-3	1-1	0-0	4	0	1	0	0	0	3	+6
vs. Kansas State	23	2-3	0-1	2-2	0	3	2	3	1	0	6	+3
Wofford	20	1-4	0-0	0-0	5	0	2	2	0	1	2	-11
UT Arlington	14	1-3	1-1	0-0	5	1	0	1	1	0	3	-4
vs. Wake Forest												
NC Central												
WInthrop												
East Tennessee State												
Arkansas												
at Kentucky												
at Texas A&M												
Florida												
at Alabama												
Auburn												
Tennessee												
at Arkansas												
Texas Tech												
at Missouri												
Alabama												
at Mississippi State												
Texas A&M												
at Georgia												
South Carolina												
Vanderbilt												
at Ole Miss												
Missouri												
at Florida												
SEC Tournament												

## Reed's Career Stats

YEAR	GP-GS	MIN/AVG	FG-FGA	PCT.	3FG-FGA	PCT.	FT-FTA	PCT.	REB-AVG	PF-FO	AST	TO	BLK	STL	PTS-AVG.
22-23	8-8	163/20.4	10-24	.417	2-4	.500	12-21	.571	30-3.8	16-0	7	13	4	5	34-4.3
Totals	8-8	163/20.4	10-24	.417	2-4	.500	12-21	.571	30-3.8	16-0	7	13	4	5	34-4.3



# TYRELL WARD

Forward • 6-6 • 185 • Freshman • HS • Washington, D. C. (DeMatha Catholic HS)

# 15

## Top Performances

**Points**  
Season: 3, vs. UNO, 11/17/22  
Career:

**Rebounds**  
Season: 2, vs. Kansas State, 11/23/22  
Career:

**Field Goals Made**  
Season: 1, twice  
Career:

**3 PT FG Made**  
Season: 1, vs. UNO, 11/17/22  
Career:

**Free Throws Made**  
Season:  
Career:

**Assists**  
Season:  
Career:

**Blocks**  
Season:  
Career:

**Steals**  
Season: 1, three times  
Career:

**Minutes Played**  
Season: 6, vs. Akron, 11/22/22

## Top Career Scoring Games

- 3 vs. UNO, 11/17/22
- 2 vs. Kansas State, 11/23/22

## [Complete bio](#)

## Ward's Freshman Season (2022-23)

### Ward's Game-by-Game Statistics

2022-23	MIN	FG	3FG	FT	REB	PF/D	A	TO	BLK	STL	PTS	+/-
OPPONENT												
Kansas City	DNP-Coach's Decision											
Arkansas State	4	0-1	0-1	0-0	0	0	0	0	0	0	0	-3
UNO	10	1-3	1-2	0-0	0	2	0	0	0	0	3	+1
vs. Illinois State	3	0-0	0-0	0-0	1	1	0	0	0	1	0	+3
vs. Akron	6	0-1	0-1	0-0	1	0	0	0	0	1	0	+3
vs. Kansas State	4	1-2	0-1	0-0	2	1	0	0	0	1	2	+2
Wofford	DNP-Coach's Decision											
UT Arlington	4	0-1	0-0	0-0	1	0	0	0	0	0	0	-5
vs. Wake Forest												
NC Central												
Wlnthrop												
East Tennessee State												
Arkansas												
at Kentucky												
at Texas A&M												
Florida												
at Alabama												
Auburn												
Tennessee												
at Arkansas												
Texas Tech												
at Missouri												
Alabama												
at Mississippi State												
Texas A&M												
at Georgia												
South Carolina												
Vanderbilt												
at Ole Miss												
Missouri												
at Florida												
SEC Tournament												

## Ward's Career Stats

YEAR	GP-GS	MIN/AVG	FG-FGA	PCT.	3FG-FGA	PCT.	FT-FTA	PCT.	REB.-AVG	PF-FO	AST	TO	BLK	STL	PTS-AVG.
22-23	6-0	33/5.4	2-8	.250	1-5	.200	0-0	.000	5-0.8	4-0	0	0	0	3	5-0.8
TOTALS	6-0	33/5.4	2-8	.250	1-5	.200	0-0	.000	5-0.8	4-0	0	0	0	3	5-0.8



# DERRICK FOUNTAIN

Forward • 6-10 • 225 • Junior • TR • Holly Springs, Mississippi (Miss. State)

# 20

## Top Performances

<b>Points</b>	
Season:	15, vs. UNO, 11/17/22
Career:	20, vs. LSU, 2/10/21

<b>Rebounds</b>	
Season:	8, vs. UNO, 11/17/22
Career:	9, vs. Georgia St., 12/14/21

<b>Field Goals Made</b>	
Season:	4, vs. UNO, 11/17/22
Career:	8, vs. LSU, 2/10/21

<b>3 PT FG Made</b>	
Season:	1, twice
Career:	4, vs. LSU, 2/10/21

<b>Free Throws Made</b>	
Season:	6, vs. UNO, 11/17/22
Career:	6, vs. UNO, 11/17/22

<b>Assists</b>	
Season:	2, vs. UNO, 11/17/22
Career:	3, three times

<b>Blocks</b>	
Season:	2, vs. Akron, 11/22/22
Career:	2, 5 times

<b>Steals</b>	
Season:	7, vs. UNO, 11/17/22
Career:	7, vs. UNO, 11/17/22

<b>Minutes Played</b>	
Season:	21, vs. Akron, 11/22/22

## Top Career Scoring Games

- 20 – vs. LSU, 2/10/21
- 15 -- vs. UNO, 11/17/22
- 15 – vs. Louisiana Tech, 3/27/21
- 10 – vs. Saint Louis, 3/20/21
- 10 – vs. Georgia State, 12/14/21
- 9 – at South Carolina, 2/6/21
- 8 -- vs. UT Arlington, 12/2/22
- 7 – four times

## [Complete bio](#)

### Junior Season (2022-23)


Fountain has a strong 17 minutes off the bench, hitting four field goals and 6-of-6 at the line vs. UNO (11/17) to score 15 points with 7 steals.

### Fountain's Game-by-Game Statistics

2022-23	MIN	FG	3FG	FT	REB	PF/D	A	TO	BLK	STL	PTS	+/-
<b>OPPONENT</b>												
Kansas City	11	1-1	0-0	2-2	3	3	0	1	0	1	4	+5
Arkansas State	19	0-1	0-0	0-0	5	1	0	2	0	0	0	0
UNO	17	4-5	1-1	6-6	8	1	2	1	0	7	15	+20
vs. Illinois State	20	2-2	0-0	0-0	3	2	1	2	0	0	4	+6
vs. Akron	21	2-3	0-0	1-1	3	4	1	1	2	1	5	+9
vs. Kansas State	13	1-2	0-0	1-2	1	3	0	1	0	0	3	-4
Wofford	13	0-0	0-0	2-2	1	5-1	0	0	0	2	2	+13
UT Arlington	19	3-5	1-1	1-2	6	4	0	2	0	0	8	+15
vs. Wake Forest												
NC Central												
Wlnthrop												
East Tennessee State												
Arkansas												
at Kentucky												
at Texas A&M												
Florida												
at Alabama												
Auburn												
Tennessee												
at Arkansas												
Texas Tech												
at Missouri												
Alabama												
at Mississippi State												
Texas A&M												
at Georgia												
South Carolina												
Vanderbilt												
at Ole Miss												
Missouri												
at Florida												
SEC Tournament												

### Fountain's Career Stats

YEAR	GP-GS	MIN/AVG	FG-FGA	PCT.	3FG-FGA	PCT.	FT-FTA	PCT.	REB-AVG	PF-FO	AST	TO	BLK	STL	PTS-AVG
<b>AT MISS. STATE</b>															
20-21	19-10	375/19.7	40-83	.482	15-39	.385	7-11	.636	57-3.0	30-0	17	23	9	10	102-5.4
21-22	25.3	210/8.4	15-44	.341	2-12	.167	14-18	.778	44-1.8	17-0	11	8	6	11	46-1.8
<b>AT LSU</b>															
22-23	8-0	134/16.7	13-19	.684	2-2	1.000	13-15	.867	30-3.8	23-1	4	10	2	11	41-5.1
<b>TOTALS</b>	<b>52-13</b>	<b>718/13.8</b>	<b>68-146</b>	<b>.466</b>	<b>19-53</b>	<b>.358</b>	<b>34-44</b>	<b>.773</b>	<b>131-2.5</b>	<b>70-1</b>	<b>32</b>	<b>41</b>	<b>17</b>	<b>32</b>	<b>189-3.6</b>



# SHAWN PHILLIPS

Forward • 7-0 • 245 • Freshman • HS • Dayton, Ohio (Dream City Christian School)

# 34

## Top Performances

**Points**  
Season: 4, vs. UNO, 11/17/22  
Career:

**Rebounds**  
Season: 1, twice  
Career:

**Field Goals Made**  
Season:  
Career:

**3 PT FG Made**  
Season:  
Career:

**Free Throws Made**  
Season: 4, vs. UNO, 11/17/22  
Career:

**Assists**  
Season: 1, vs. UNO, 11/17/22  
Career:

**Blocks**  
Season:  
Career:

**Steals**  
Season:  
Career:

**Minutes Played**  
Season: 4, vs. UNO, 11/17/22

## Top Career Scoring Games

1. 4 vs. UNO, 11/17/22

## Complete bio

### Freshman Season (2022-23)

#### Phillips' Game-by-Game Statistics

2022-23	OPPONENT	MIN	FG	3FG	FT	REB	PF/D	A	TO	BLK	STL	PTS	+/-
	Kansas City	2	0-1	0-0	0-0	0	2	0	0	0	0	0	-5
	Arkansas State	2	0-0	0-0	0-0	1	0	0	1	0	0	0	-2
	UNO	4	0-0	0-0	4-4	1	4	1	1	0	0	4	-3
	vs. Illinois State	1	0-0	0-0	0-0	0	0	0	0	0	0	0	-4
	vs. Akron	DNP-Coach's Decision											
	vs. Kansas State	DNP-Coach's Decision											
	Wofford	DNP-Coach's Decision											
	UT Arlington	DNP-Coach's Decision											
	vs. Wake Forest												
	NC Central												
	Wlnthrop												
	East Tennessee State												
	Arkansas												
	at Kentucky												
	at Texas A&M												
	Florida												
	at Alabama												
	Auburn												
	Tennessee												
	at Arkansas												
	Texas Tech												
	at Missouri												
	Alabama												
	at Mississippi State												
	Texas A&M												
	at Georgia												
	South Carolina												
	Vanderbilt												
	at Ole Miss												
	Missouri												
	at Florida												
	SEC Tournament												

## Phillips' Career Stats

YEAR	GP-GS	MIN/AVG	FG-FGA	PCT.	3FG-FGA	PCT.	FT-FTA	PCT.	REB.-AVG	PF-FO	AST	TO	BLK	STL	PTS-AVG.
22-23	4-0	10/2.4	0-1	.000	0-0	.000	4-4	1.000	2-0.5	6-0	1	2	0	0	4-1.0
TOTALS	4-0	10/2.4	0-1	.000	0-0	.000	4-4	1.000	2-0.5	6-0	1	2	0	0	4-1.0





# ADAM MILLER

Guard • 6-3 • 190 • Sophomore • RS • Peoria, Illinois (Illinois)

# 44

## Top Performances

<b>Points</b>	
Season:	26, twice
Career:	28, vs. NC A&T, 11/25/20

<b>Rebounds</b>	
Season:	4, vs. Wofford, 11/27/22
Career:	7, twice

<b>Field Goals Made</b>	
Season:	9, three times
Career:	10, vs. NC A&T, 11/25/20

<b>3 PT FG Made</b>	
Season:	6, vs. Wofford, 11/27/22
Career:	6, twice

<b>Free Throws Made</b>	
Season:	8, vs. Illinois State, 11/21/22
Career:	8, vs. Illinois State, 11/21/22

<b>Assists</b>	
Season:	3, vs. Illinois State, 11/21/22
Career:	3, three times

<b>Blocks</b>	
Season:	1, twice
Career:	1, three times

<b>Steals</b>	
Season:	2, three times
Career:	2, eight times

<b>Minutes Played</b>	
Season:	39, twice

## Top Career Scoring Games

- 28, vs. NC A&T, 11/25/20
- 26, vs. Ark. State, 11/12/22
- 23, vs. Akron, 11/22/22
- 18, vs. Kansas City, 11/9/22  
18, vs. Nebraska, 2/25/21
- 15, vs. Chicago State, 11/26/20
- 14, at Ohio State, 1/16/21
- 14, at Northwestern, 1/7/21  
14, vs. Minnesota, 12/15/20
- 13, vs. Illinois State, 11/21/22
- 12 vs. Rutgers, 3/12/21

## Complete bio

### Sophomore Season (2022-23)

In his first action since March 2021, Miller played 34 minutes and hit four treys in an 18-point performance ... Miller was just two below his career scoring average with 26 against Arkansas State (11/22) ... 26 for the second time this season, this time against Wofford (11/27) ... Tied career high with six treys, including one late that put LSU ahead for good.

### Miller's Game-by-Game Statistics

2022-23	MIN	FG	3FG	FT	REB	PF/D	A	TO	BLK	STL	PTS	+/-
<b>OPPONENT</b>												
Kansas City	34	6-14	4-9	2-2	3	0	2	1	0	2	18	+11
Arkansas State	39	9-15	4-9	4-4	3	1	1	0	0	0	26	+7
UNO	23	2-8	1-7	2-2	2	1	1	1	0	1	7	+17
vs. Illinois State	32	2-9	1-5	8-8	0	1	3	1	0	0	13	+15
vs. Akron	39	9-15	5-9	0-0	2	4	2	6	0	0	23	+16
vs. Kansas State	30	4-12	2-8	1-2	2	3	1	1	0	0	11	-6
Wofford	38	9-13	6-9	2-4	4	1	0	3	1	2	26	+4
UT Arlington	37	3-8	2-7	3-4	1	1	0	3	1	1	11	+4
vs. Wake Forest												
NC Central												
WInthrop												
East Tennessee State												
Arkansas												
at Kentucky												
at Texas A&M												
Florida												
at Alabama												
Auburn												
Tennessee												
at Arkansas												
Texas Tech												
at Missouri												
Alabama												
at Mississippi State												
Texas A&M												
at Georgia												
South Carolina												
Vanderbilt												
at Ole Miss												
Missouri												
at Florida												
SEC Tournament												

## Adam Miller's Career Stats

YEAR	GP-GS	MIN/AVG	FG-FGA	PCT.	3FG-FGA	PCT.	FT-FTA	PCT.	REB.-AVG	PF-FO	AST	TO	BLK	STL	PTS-AVG
<b>AT ILLINOIS</b>															
20-21	31-31	792/25.5	90-230	.391	52-153	.450	26-38	.684	86-2.8	71-1	25	33	1	18	258-8.3
<b>AT LSU</b>															
22-23	8-8	271/33.9	44-94	.468	25-63	.397	22-26	.846	17-2.1	12-0	10	16	2	6	135-16.9
<b>TOTALS 39-39</b>		<b>1063/27.3</b>	<b>134-324</b>	<b>.414</b>	<b>77-216</b>	<b>.356</b>	<b>48-64</b>	<b>.750</b>	<b>103-2.6</b>	<b>83-1</b>	<b>35</b>	<b>49</b>	<b>3</b>	<b>24</b>	<b>393-10.1</b>

# 2022-23 Starting Lineups

GAMES TOTAL (GAME #)	GUARD	GUARD	GUARD/ FORWARD	FORWARD	FORWARD/ CENTER	W-L	PCT.
Game 1, 2, 3, 4, 5, 6, 7, 8	Hill	Miller	Reed	Wilkinson	KJ Williams	7-1	.875

## Tigers Record When ...

CATEGORY	22-23	21-22
Lead After First Half	6-1	16-4
Lead After 30 Minutes	7-1	15-2
Lead After 35 Minutes	5-0	18-3
Outshoot Opponent	7-0	21-1
Ourrebound Opponent	4-0	13-4
More Assists	5-0	15-5
More FT Attempts	5-0	11-1
More 3FG Made	5-1	9-4
More Turnovers	1-0	5-3
More Points In Paint	5-0	19-5
More 2nd Chance Points	2-0	12-5
More Fast Break Points	5-0	19-7
More Points Off Turnovers	6-0	20-5
More Bench Points	6-0	18-8
Shoot Under 40 Percent	1-0	3-8
Shoot 40-49 Percent	4-1	12-4
Shoot 50-59 Percent	2-0	7-0
Shoot over 60 Percent		
Grab 40+ Rebounds	2-0	11-1
Grab 50+ Rebounds		2-0
Post 15+ Assists	2-0	10-3
Grabs 10+ Steals	2-0	16-4
Score Below 70 Points	3-1	7-1
Score 70-79 Points	3-0	7-3
Score 80-89 Points		6-0
Score 90-99 Points	1-0	1-0
Score 100 or More Points		1-0

CATEGORY	22-23	2021-22
Trail After First Half	1-0	6-8
Trail After 30 Minutes		5-10
Trail After 35 Minutes	2-1	2-9
Outshot by Opponent	0-1	1-11
Outrebounded by Opp.t	3-0	6-7
More Assists by Opponent	1-1	5-4
More FT Attempts By Opp.	2-1	10-8
More 3FG by Opponent	2-0	10-7
More Turnovers by Opp.	6-0	15-8
More Pts In Paint by Opp.	2-0	2-6
More 2nd Chance Pts Opp.	5-1	10-6
More Fast Break Points Opp.	2-1	3-5
More Pts Off TOs by Opp.	1-1	3-5
More Bench Points by Opp.	1-1	5-3
Opp. Shoots Under 40 Pct.	4-0	16-2
Opp. Shoots 40-49 Pct.	3-1	6-9
Opp. Shoots 50-59 Pct.		0-1
Shoot over 60 percent		
Opps. Grabs 40+ Rebounds		3-5
Opp. Grabs 50+ Rebounds		
Opp. Posts 15+ Assists		1-3
Opp. Grabs 10+ Steals		2-3
Opp. Score Below 70 Points	6-1	21-3
Opp. Score 70-79 Points	1-0	1-9
Opp. Score 80-89 Points		
Opp. Score 90-99 Points		
Opp. Score 100 or More Pts.		

CATEGORY	22-23	2021-22
Tied After First Half		
Tied After 30 Minutes		2-0
Tied After 35 Minutes		2-0
FG Percentage Tied		
Rebounds Tied	0-1	3-1
Assists tied	1-0	2-2
LSU 10+ 3FG Made		3-1
3 FG Made Tied		3-1
Opp. 10+ 3FG Made	1-0	2-3
2 Player With 10+ Rebounds		1-0
4 Players With 10+ Points		9-1
Gms Decided by 3 or Less	1-1	1-3
Games Decided by 4-5 Pts	1-0	3-3
Games Decided by 6-10 Pts	1-0	4-3
Games Decided by 11-19 Pts	3-0	7-3
Games Decided by 20+ Pts	1-0	7-0
In WHITE Uniforms	6-0	16-3
In PURPLE Uniforms	1-1	5-9
In GOLD Uniforms		1-0
Games in November	6-1	7-0
Games in December	1-0	5-1
Games in Janaury		4-4
Games in February		4-4
Games in March		2-3
Games on Mon/Tues/Wed.	3-1	11-5
Games on Sat/Sun	2-0	7-5
Games on Thurs/Friday	2-0	4-2

## 2022-23 Tigers by the Numbers

PLAYER	10+ PTS	20+ PTS	30+PTS	10+REB	5+AST	3+BLK	3+ STL			HIGH POINTS	HIGH REBS	HIGH ASSTS	HIGH STEALS	HIGH BLOCKS
0-Trae Hannibal	1						2				1	3	2	1
1-Cam Hayes	2											2	1	1
2-Corneilous Williams														
3-Justice Hill	5				4		2					7	1	
4-Kendal Coleman														3
5-Mwani Wilkinson											1	1		2
10-Brandon Egemo														
11-Justin Williams														
12-KJ Williams	6		1	2		1	1			3	6		3	4
13-Jalen Reed											1	1	1	3
15-Tyrell Ward														
20-Derek Fountain	1						1			1	1		2	1
21-Austin Montgomery														
25-Adam Benahayoune														
30-Parker Edwards														
34-Shawn Phillips														
44-Adam Miller	4	3								4			1	2

## Tiger Leaders

## 2022-23 Breakdown

PLAYER DOUBLE DOUBLES	PT/AST	PT/REB	15/10 GAMES	20/10 GAMES		DUNKS	
0-Trae Hannibal						1	
1-Cam Hayes							
2-Corneilous Williams							
3-Justice Hill						3	
4-Kendal Coleman						1	
5-Mwani Wilkinson							
10-Brandon Egemo							
11-Justice Williams							
12-KJ Williams		2 (29)				4	
13-Jalen Reed						2	
15-Tyrell Ward							
20-Derek Fountain						1	
21-Austin Montgomery							
25-Adam Benhayoune							
30-Parker Edwards							
34-Shawn Phillips							
44-Adam Miller						1	

## Season Team Leaders

CATEGORY	PLAYER	TOTAL
Points	Adam Miller	135
Rebounds	KJ Williams	59
Off. Rebounds	KJ Williams	25
Assists	Justice Hill	32
Steals	KJ Williams	14
Blocks	KJ Williams	7
3PT FG Made	Adam Miller	25
2PT FG Made	KJ Williams	43
Free Throws Made	Adam Miller	22
Free Throw Attempts	Trae Hannibal	30
Minutes Played	Adam Miller	271
Games Started	5 players	8
Scoring Dble Figures	Williams, Miller	7

## Miscellaneous Scoring

(LSU/Opponent)					
OPPONENT	Paint	OFF T/O	2ND CH	FAST BR.	BENCH
Kansas City	18/17	28/26	6/9	21/7	18/16
Arkansas State	18/30	23/16	5/12	2/7	4/6
UNO	32/26	22/7	14/13	15/4	51/19
Illinois State	40/32	16/12	12/4	6/17	22/16
Akron	22/10	13/14	8/9	4/2	12/9
Kansas State	28/28	13/16	9/1	3/10	10/19
Wofford	34/30	16/15	6/14	17/12	24/16
UT Arlington	20/34	11/7	10/20	7/4	29/17

## Notable

OPPONENT
<b>Kansas City</b> -- McMahon era gets off to winning start. Tigers struggle at times but lead for 39 minutes; KJ Williams 13-14 doubles; Hill 7 assists. 16 asts-24 FGM.
<b>Arkansas St.</b> -- Tigers hold A-State scoreless for seven minutes after Red Wolves closed game to two. Miller, KJ and Hill only players to make field goals.
<b>UNO</b> -- Tigers shut down UNO in the first half and then shoot 66.7 percent in the second half (16-of-24) for easy win. Derek Fountain off bench leads LSU with 15.
<b>Illinois St.</b> -- KJ Williams scored 33 points as LSU scores 45 first half points, while holding ISU to 18, shooting 59.3%. State has just 6 2-pt field goals in game.
<b>Akron</b> -- Tigers rally from 8 down in first half to take lead early in second half, holding Akron to 5 2H FGs to advance to finals of Cayman Islands Classic.
<b>K-State</b> - Tigers score at buzzer to force OT, but officials rule clock didn't start on time; reviewed final 4.7 seconds, disallowing potential tying shot by Hannibal.
<b>Wofford</b> -- LSU rallies from five points down with 4:26 to play. Allows no 3pt FGs in that time after allowing 11 in game. Tigers shoot 52.8% FG. Miller 26 pts.
<b>UTA</b> -- For the second straight game, LSU had to rally in the final minutes, this time down 4 with 6:49 to play. 10-0 run helps seal the game for LSU, 34 paint pts.

## Stat Leaders

OPPONENT	POINTS	REBS	ASSTS	STLS	BLOCKS
Kansas City	Miller 18	KJ 14	Hill 7	Hill 4	KJ 3
Arkansas St.	Miller 26	Wilkinson 6	Hill 3	Hannibal 3	3 with 1
UNO	Fountain 15	Fountain 8	Hill 5	Fountain 7	Coleman 2
Illinois State	KJ Williams 33	KJ 8	Hill 5	3 with 2	3 with 1
Akron	Miller 23	2 with 5	3 with 3	KJ 3	Fountain 2
K-State	KJ Williams 17	KJ 10	Hannibal 4	Hannibal 4	3 with 1
Wofford	Miller 26	2 with 5	5 with 2	2 with 2	2 with 1
UT Arlington	KJ Williams 14	KJ Williams 9	Hill 5	KJ 2	3 with 1

## Notable

OPPONENT



# 2022-23 LSU Men's Basketball Combined Team Statistics All games

Page 1/1  
as of Dec 03, 2022

## Game Records

Record	Overall	Home	Away	Neutral
ALL GAMES	7-1	5-0	0-0	2-1
CONFERENCE	0-0	0-0	0-0	0-0
NON-CONFERENCE	7-1	5-0	0-0	2-1

## Score by Periods

Team	1st	2nd	OT	TOT
LSU	304	272	0	576
Opponents	226	265	0	491

## Team Box Score

No.	Player				Total		3-Point		F-Throw		Rebounds												
		GP-GS	MIN	AVG	FG-FGA	FG%	3FG-3FGA	3FG%	FT-FTA	FT%	OFF	DEF	TOT	AVG	PF	DQ	A	TO	BLK	STL	PTS	AVG	
44	MILLER, Adam	8-8	271:18	33.9	44-94	.468	25-63	.397	22-26	.846	0	17	17	2.1	12	0	10	16	2	6	135	16.9	
12	WILLIAMS, KJ	8-8	246:42	30.8	53-101	.525	10-25	.400	17-20	.850	25	34	59	7.4	20	0	7	14	7	14	133	16.6	
3	HILL, Justice	8-8	230:13	28.8	27-80	.338	7-29	.241	14-22	.636	4	13	17	2.1	9	0	32	12	0	12	75	9.4	
1	HAYES, Cam	7-0	100:45	14.4	13-26	.500	6-12	.500	11-15	.733	0	8	8	1.1	12	0	8	10	2	4	43	6.1	
20	FOUNTAIN, Derek	8-0	133:56	16.7	13-19	.684	2-2	1.000	13-15	.867	10	20	30	3.8	23	1	4	10	2	11	41	5.1	
0	HANNIBAL, Trae	8-0	172:39	21.6	9-27	.333	0-0	.000	21-30	.700	6	31	37	4.6	17	0	21	18	1	10	39	4.9	
13	REED, Jalen	8-8	162:49	20.4	10-24	.417	2-4	.500	12-21	.571	7	23	30	3.8	16	0	7	13	4	5	34	4.3	
11	WILLIAMS, Justice	3-0	29:22	9.8	5-8	.625	0-1	.000	2-5	.400	1	3	4	1.3	2	0	3	3	0	1	12	4.0	
5	WILKINSON, Mwani	8-8	129:31	16.2	10-22	.455	8-16	.500	1-2	.500	2	16	18	2.3	17	0	8	6	2	3	29	3.6	
4	COLEMAN, Kendal	8-0	77:08	9.6	11-17	.647	0-0	.000	4-6	.667	6	18	24	3.0	9	0	1	4	4	4	26	3.3	
34	PHILLIPS, Shawn	4-0	09:36	2.4	0-1	.000	0-0	.000	4-4	1.000	0	2	2	0.5	6	0	1	2	0	0	4	1.0	
15	WARD, Tyrell	6-0	32:40	5.4	2-8	.250	1-5	.200	0-0	.000	2	3	5	0.8	4	0	0	0	0	3	5	0.8	
10	EGEMO, Brandon	1-0	01:07	1.1	0-0	.000	0-0	.000	0-0	.000	0	1	1	1.0	0	0	0	0	0	0	0	0.0	
25	BENHAYOUNE, Adam	1-0	01:07	1.1	0-0	.000	0-0	.000	0-0	.000	0	0	0	0.0	0	0	0	0	0	0	0	0.0	
30	EDWARDS, Parker	1-0	01:07	1.1	0-1	.000	0-1	.000	0-0	.000	0	0	0	0.0	0	0	0	0	0	0	0	0.0	
Team											12	13	25					3					
Total		8	1600		197-428	.460	61-158	.386	121-166	.729	75	202	277	34.6	147	1	102	111	24	73	576	72.0	
Opponents		8	1600		172-441	.390	49-179	.274	98-136	.721	84	175	259	32.4	144	3	87	127	14	45	491	61.4	

## Team Statistics

	LSU	OPP
<b>Scoring</b>	<b>576</b>	<b>491</b>
Points per game	72.0	61.4
Scoring margin	+10.6	-
<b>Field goals-att</b>	<b>197-428</b>	<b>172-441</b>
Field goal pct	.460	.390
<b>3 point fg-att</b>	<b>61-158</b>	<b>49-179</b>
3-point FG pct	.386	.274
3-pt FG made per game	7.6	6.1
<b>Free throws-att</b>	<b>121-166</b>	<b>98-136</b>
Free throw pct	.729	.721
F-Throws made per game	15.1	12.3
<b>Rebounds</b>	<b>277</b>	<b>259</b>
Rebounds per game	34.6	32.4
Rebounding margin	+2.3	-
<b>Assists</b>	<b>102</b>	<b>87</b>
Assists per game	12.8	10.9
<b>Turnovers</b>	<b>111</b>	<b>127</b>
Turnovers per game	13.9	15.9
Turnover margin	+2.0	-
Assist/turnover ratio	0.9	0.7
<b>Steals</b>	<b>73</b>	<b>45</b>
Steals per game	9.1	5.6
<b>Blocks</b>	<b>24</b>	<b>14</b>
Blocks per game	3.0	1.8
<b>Winning streak</b>	<b>2</b>	<b>-</b>
Home win streak	5	-
<b>Attendance</b>	<b>45146</b>	<b>0</b>
Home games-Avg/Game	5-9029	0-0
Neutral site-Avg/Game	-	3-1617

## Team Results

Date	Opponent		Score	Att.
11/09/2022	Kansas City	W	74-63	9338
11/12/2022	Arkansas St.	W	61-52	9011
11/17/2022	New Orleans	W	91-62	9224
11/21/2022	vs Illinois St.	W	77-61	1250
11/22/2022	vs Akron	W	73-58	1200
11/23/2022	vs Kansas St.	L	59-61	2400
11/27/2022	Wofford	W	78-75	8428
12/02/2022	UT Arlington	W	63-59	9145





2022-23 LSU Men's Basketball  
Category Leaders  
All games

Page 1/3  
as of Dec 03, 2022

### Points

##	Player	G	Pts	Pts/G
44	Miller, Adam	8	135	16.9
12	Williams, KJ	8	133	16.6
3	Hill, Justice	8	75	9.4
1	Hayes, Cam	7	43	6.1
20	Fountain, Derek	8	41	5.1
0	Hannibal, Trae	8	39	4.9
13	Reed, Jalen	8	34	4.3
5	Wilkinson, Mwani	8	29	3.6
4	Coleman, Kendal	8	26	3.3
11	Williams, Justice	3	12	4.0
15	Ward, Tyrell	6	5	0.8
34	Phillips, Shawn	4	4	1.0

### Scoring Average

##	Player	G	Pts	Pts/G
44	Miller, Adam	8	135	16.9
12	Williams, KJ	8	133	16.6
3	Hill, Justice	8	75	9.4
1	Hayes, Cam	7	43	6.1
20	Fountain, Derek	8	41	5.1
0	Hannibal, Trae	8	39	4.9
13	Reed, Jalen	8	34	4.3
11	Williams, Justice	3	12	4.0
5	Wilkinson, Mwani	8	29	3.6
4	Coleman, Kendal	8	26	3.3
34	Phillips, Shawn	4	4	1.0
15	Ward, Tyrell	6	5	0.8

### Field Goal Percentage

##	Player	FG	Att	Pct
20	Fountain, Derek	13	19	.684
4	Coleman, Kendal	11	17	.647
11	Williams, Justice	5	8	.625
12	Williams, KJ	53	101	.525
1	Hayes, Cam	13	26	.500
44	Miller, Adam	44	94	.468
5	Wilkinson, Mwani	10	22	.455
13	Reed, Jalen	10	24	.417
3	Hill, Justice	27	80	.338
0	Hannibal, Trae	9	27	.333
15	Ward, Tyrell	2	8	.250

### Field Goal Attempts

##	Player	G	Att	Att/G
12	Williams, KJ	8	101	12.6
44	Miller, Adam	8	94	11.8
3	Hill, Justice	8	80	10.0
0	Hannibal, Trae	8	27	3.4
1	Hayes, Cam	7	26	3.7

### Field Goals Made

##	Player	G	Made	Made/G
12	Williams, KJ	8	53	6.6
44	Miller, Adam	8	44	5.5
3	Hill, Justice	8	27	3.4
1	Hayes, Cam	7	13	1.9
20	Fountain, Derek	8	13	1.6

### 3-Point FG Percentage

##	Player	3FG	Att	Pct
20	Fountain, Derek	2	2	1.000
1	Hayes, Cam	6	12	.500
13	Reed, Jalen	2	4	.500
5	Wilkinson, Mwani	8	16	.500
12	Williams, KJ	10	25	.400
44	Miller, Adam	25	63	.397
3	Hill, Justice	7	29	.241
15	Ward, Tyrell	1	5	.200

### 3-Point FG Attempts

##	Player	G	Att	Att/G
44	Miller, Adam	8	63	7.9
3	Hill, Justice	8	29	3.6
12	Williams, KJ	8	25	3.1
5	Wilkinson, Mwani	8	16	2.0
1	Hayes, Cam	7	12	1.7

### 3-Point FG Made

##	Player	G	Made	Made/G
44	Miller, Adam	8	25	3.1
12	Williams, KJ	8	10	1.3
5	Wilkinson, Mwani	8	8	1.0
3	Hill, Justice	8	7	0.9
1	Hayes, Cam	7	6	0.9



2022-23 LSU Men's Basketball  
Category Leaders  
All games

Page 2/3  
as of Dec 03, 2022

### Free Throw Percentage

##	Player	Made	Att	Pct
34	Phillips, Shawn	4	4	1.000
20	Fountain, Derek	13	15	.867
12	Williams, KJ	17	20	.850
44	Miller, Adam	22	26	.846
1	Hayes, Cam	11	15	.733
0	Hannibal, Trae	21	30	.700
4	Coleman, Kendal	4	6	.667
3	Hill, Justice	14	22	.636
13	Reed, Jalen	12	21	.571
5	Wilkinson, Mwani	1	2	.500
11	Williams, Justice	2	5	.400

### Free Throw Attempts

##	Player	G	Att	Att/G
0	Hannibal, Trae	8	30	3.8
44	Miller, Adam	8	26	3.3
3	Hill, Justice	8	22	2.8
13	Reed, Jalen	8	21	2.6
12	Williams, KJ	8	20	2.5

### Free Throws Made

##	Player	G	Made	Made/G
44	Miller, Adam	8	22	2.8
0	Hannibal, Trae	8	21	2.6
12	Williams, KJ	8	17	2.1
3	Hill, Justice	8	14	1.8
20	Fountain, Derek	8	13	1.6

### Rebounds

##	Player	G	Reb	Reb/G
12	Williams, KJ	8	59	7.4
0	Hannibal, Trae	8	37	4.6
20	Fountain, Derek	8	30	3.8
13	Reed, Jalen	8	30	3.8
4	Coleman, Kendal	8	24	3.0

### Assists

##	Player	G	Ast	Ast/G
3	Hill, Justice	8	32	4.0
0	Hannibal, Trae	8	21	2.6
44	Miller, Adam	8	10	1.3
1	Hayes, Cam	7	8	1.1
5	Wilkinson, Mwani	8	8	1.0

### Rebounds Average

##	Player	G	Reb	Reb/G
12	Williams, KJ	8	59	7.4
0	Hannibal, Trae	8	37	4.6
20	Fountain, Derek	8	30	3.8
13	Reed, Jalen	8	30	3.8
4	Coleman, Kendal	8	24	3.0

### Steals

##	Player	G	Stl	Stl/G
12	Williams, KJ	8	14	1.8
3	Hill, Justice	8	12	1.5
20	Fountain, Derek	8	11	1.4
0	Hannibal, Trae	8	10	1.3
44	Miller, Adam	8	6	0.8

### Offensive Rebounds

##	Player	G	OReb	OReb/G
12	Williams, KJ	8	25	3.1
20	Fountain, Derek	8	10	1.3
13	Reed, Jalen	8	7	0.9
0	Hannibal, Trae	8	6	0.8
4	Coleman, Kendal	8	6	0.8

### Blocked Shots

##	Player	G	Blk	Blk/G
12	Williams, KJ	8	7	0.9
13	Reed, Jalen	8	4	0.5
4	Coleman, Kendal	8	4	0.5
44	Miller, Adam	8	2	0.3
1	Hayes, Cam	7	2	0.3

### Defensive Rebounds

##	Player	G	DReb	DReb/G
12	Williams, KJ	8	34	4.3
0	Hannibal, Trae	8	31	3.9
13	Reed, Jalen	8	23	2.9
20	Fountain, Derek	8	20	2.5
4	Coleman, Kendal	8	18	2.3

### Minutes

##	Player	G	Min	Min/G
44	Miller, Adam	8	271	33:55
12	Williams, KJ	8	247	30:50
3	Hill, Justice	8	230	28:47
0	Hannibal, Trae	8	173	21:35
13	Reed, Jalen	8	163	20:21



2022-23 LSU Men's Basketball  
Category Leaders  
All games

Page 3/3  
as of Dec 03, 2022

**Fouls**

##	Player	G	PF	PF/G
20	Fountain, Derek	8	23	2.9
12	Williams, KJ	8	20	2.5
0	Hannibal, Trae	8	17	2.1
5	Wilkinson, Mwani	8	17	2.1
13	Reed, Jalen	8	16	2.0

**Turnovers**

##	Player	G	TO	TO/G
0	Hannibal, Trae	8	18	2.3
44	Miller, Adam	8	16	2.0
12	Williams, KJ	8	14	1.8
13	Reed, Jalen	8	13	1.6
3	Hill, Justice	8	12	1.5

**Foul Outs**

##	Player	G	FO
20	Fountain, Derek	8	1



2022-23 LSU Men's Basketball  
Team Game-by-Game  
All games

Page 1/1  
as of Dec 03, 2022

				Total		3-Pointers		Free throws		Rebounds											
Opponent	Date	Score		FG-FGA	PCT	3FG-3FGA	PCT	FT-FTA	PCT	OFF	DEF	TOT	AVG	PF	A	TO	BLK	STL	PTS	AVG	
Kansas City	11/09/2022	74-63	W	24-57	.421	8-21	.381	18-26	.692	13	32	45	45.0	23	16	15	4	11	74	74.0	
Arkansas St.	11/12/2022	61-52	W	20-51	.392	8-20	.400	13-16	.813	8	26	34	39.5	11	9	13	3	6	61	67.5	
New Orleans	11/17/2022	91-62	W	30-58	.517	12-28	.429	19-26	.731	12	24	36	38.3	23	14	14	3	17	91	75.3	
vs Illinois St.	11/21/2022	77-61	W	26-53	.491	3-14	.214	22-30	.733	9	26	35	37.5	19	17	18	3	8	77	75.8	
vs Akron	11/22/2022	73-58	W	25-52	.481	9-19	.474	14-16	.875	8	23	31	36.2	23	14	10	3	9	73	75.2	
vs Kansas St.	11/23/2022	59-61	L	23-53	.434	6-19	.316	7-14	.500	9	21	30	35.2	22	10	17	3	9	59	72.5	
Wofford	11/27/2022	78-75	W	28-53	.528	8-19	.421	14-17	.824	5	21	26	33.9	12	11	11	2	8	78	73.3	
UT Arlington	12/02/2022	63-59	W	21-51	.412	7-18	.389	14-21	.667	11	29	40	34.6	14	11	13	3	5	63	72.0	
Total		576		197-428	.460	61-158	.386	121-166	.729	75	202	277	34.6	147	102	111	24	73	576	72.0	
Opponents		491		172-441	.390	49-179	.274	98-136	.721	84	175	259	32.4	144	87	127	14	45	491	61.4	

LSU Averages

Games Played	Points/game	FG Pct	3FG Pct	FT Pct	Rebounds/game	Assists/game	Turnovers/game	Assist/Turnover ratio	Steals/game	Blocks/game
8	72.0	46.0	38.6	72.9	34.6	12.8	13.9	0.9	9.1	3.0



2022-23 LSU Men's Basketball  
Opponents Game-by-Game  
All games

Page 1/1  
as of Dec 03, 2022

				Total		3-Pointers		Free throws		Rebounds											
Opponent	Date	Score		FG-FGA	PCT	3FG-3FGA	PCT	FT-FTA	PCT	OFF	DEF	TOT	AVG	PF	A	TO	BLK	STL	PTS	AVG	
Kansas City	11/09/2022	74-63	W	19-58	.328	4-25	.160	21-27	.778	11	27	38	38.0	20	12	16	1	6	63	63.0	
Arkansas St.	11/12/2022	61-52	W	22-57	.386	5-25	.200	3-4	.750	10	25	35	36.5	15	9	16	2	7	52	57.5	
New Orleans	11/17/2022	91-62	W	23-50	.460	7-17	.412	9-20	.450	9	20	29	34.0	21	12	23	1	3	62	59.0	
vs Illinois St.	11/21/2022	77-61	W	22-52	.423	5-22	.227	12-14	.857	4	21	25	31.8	24	13	19	3	8	61	59.5	
vs Akron	11/22/2022	73-58	W	14-54	.259	8-25	.320	22-30	.733	19	17	36	32.6	14	8	14	1	4	58	59.2	
vs Kansas St.	11/23/2022	59-61	L	20-48	.417	4-15	.267	17-21	.810	8	22	30	32.2	16	13	17	1	6	61	59.5	
Wofford	11/27/2022	78-75	W	28-58	.483	11-31	.355	8-9	.889	9	21	30	31.9	17	12	13	1	5	75	61.7	
UT Arlington	12/02/2022	63-59	W	24-64	.375	5-19	.263	6-11	.545	14	22	36	32.4	17	8	9	4	6	59	61.4	
Total		491		172-441	.390	49-179	.274	98-136	.721	84	175	259	32.4	144	87	127	14	45	491	61.4	
LSU		576		197-428	.460	61-158	.386	121-166	.729	75	202	277	34.6	147	102	111	24	73	576	72.0	

Opponents Averages

Games Played	Points/game	FG Pct	3FG Pct	FT Pct	Rebounds/game	Assists/game	Turnovers/game	Assist/Turnover ratio	Steals/game	Blocks/game
8	61.4	39.0	27.4	72.1	32.4	10.9	15.9	0.7	5.6	1.8



**2022-23 LSU Men's Basketball**  
**Points-rebounds-assists**  
**All games**

Page 1/1  
as of Dec 03, 2022

Opponent	Date	Score		0 HANNIBAL,T	1 HAYES,CAM	3 HILL,JUSTI	4 COLEMAN,KE	5 WILKINSON,	10 EGEMO,BRAN	11 WILLIAMS,J	12 WILLIAMS,K	13 REED,JALEN	15 WARD,TYREL	20 FOUNTAIN,D
Kansas City	11/09/2022	74-63	W	7-8-2	0-0-0	13-4-7	0-2-0	9-1-2	DNP	7-4-2	13-14-0	3-3-1	DNP	4-3-0
Arkansas St.	11/12/2022	61-52	W	4-5-2	DNP	11-4-3	0-2-0	0-6-2	DNP	0-0-0	15-4-1	5-3-0	0-0-0	0-5-0
New Orleans	11/17/2022	91-62	W	7-2-0	13-0-3	12-2-5	4-7-0	6-0-1	0-1-0	5-0-1	7-4-0	8-6-0	3-0-0	15-8-2
vs Illinois St.	11/21/2022	77-61	W	0-4-4	10-3-0	4-1-5	8-3-0	1-5-0	DNP	DNP	33-8-3	4-4-1	0-1-0	4-3-1
vs Akron	11/22/2022	73-58	W	0-5-3	7-1-3	14-2-3	0-0-0	2-2-1	DNP	DNP	19-5-0	3-4-1	0-1-0	5-3-1
vs Kansas St.	11/23/2022	59-61	L	2-5-4	3-2-0	12-2-2	0-2-0	3-3-0	DNP	DNP	17-10-1	6-0-2	2-2-0	3-1-0
Wofford	11/27/2022	78-75	W	12-4-2	3-1-2	6-0-2	7-2-0	5-1-2	DNP	DNP	15-5-1	2-5-2	DNP	2-1-0
UT Arlington	12/02/2022	63-59	W	7-4-4	7-1-0	3-2-5	7-6-1	3-0-0	DNP	DNP	14-9-1	3-5-0	0-1-0	8-6-0

Opponent	Date	Score		25 BENHAYOUNE	30 EDWARDS,PA	34 PHILLIPS,S	44 MILLER,ADA
Kansas City	11/09/2022	74-63	W	DNP	DNP	0-0-0	18-3-2
Arkansas St.	11/12/2022	61-52	W	DNP	DNP	0-1-0	26-3-1
New Orleans	11/17/2022	91-62	W	0-0-0	0-0-0	4-1-1	7-2-1
vs Illinois St.	11/21/2022	77-61	W	DNP	DNP	0-0-0	13-0-3
vs Akron	11/22/2022	73-58	W	DNP	DNP	DNP	23-2-2
vs Kansas St.	11/23/2022	59-61	L	DNP	DNP	DNP	11-2-1
Wofford	11/27/2022	78-75	W	DNP	DNP	DNP	26-4-0
UT Arlington	12/02/2022	63-59	W	DNP	DNP	DNP	11-1-0





2022-23 LSU Men's Basketball  
Team High/Low Analysis  
All games

Page 1/4  
as of Dec 03, 2022

LSU - Game Highs

POINTS	91		New Orleans (11/17/2022)
	78		Wofford (11/27/2022)
	77		vs Illinois St. (N) (11/21/2022)
	74		Kansas City (11/09/2022)
	73		vs Akron (N) (11/22/2022)
FIELD GOALS MADE	30		New Orleans (11/17/2022)
	28		Wofford (11/27/2022)
FIELD GOAL ATTEMPTS	58		New Orleans (11/17/2022)
	57		Kansas City (11/09/2022)
FIELD GOAL PERCENTAGE	.528	(28-53)	Wofford (11/27/2022)
	.517	(30-58)	New Orleans (11/17/2022)
3 PT FG MADE	12		New Orleans (11/17/2022)
	9		vs Akron (N) (11/22/2022)
3 PT FG ATTEMPTS	28		New Orleans (11/17/2022)
	21		Kansas City (11/09/2022)
3 PT FG PERCENTAGE	.474	(9-19)	vs Akron (N) (11/22/2022)
	.429	(12-28)	New Orleans (11/17/2022)
FREE THROWS MADE	22		vs Illinois St. (N) (11/21/2022)
	19		New Orleans (11/17/2022)
FREE THROW ATTEMPTS	30		vs Illinois St. (N) (11/21/2022)
	26		New Orleans (11/17/2022)
	26		Kansas City (11/09/2022)
FREE THROW PERCENTAGE	.875	(14-16)	vs Akron (N) (11/22/2022)
	.824	(14-17)	Wofford (11/27/2022)
REBOUNDS	45		Kansas City (11/09/2022)
	40		UT Arlington (12/02/2022)
ASSISTS	17		vs Illinois St. (N) (11/21/2022)
	16		Kansas City (11/09/2022)
STEALS	17		New Orleans (11/17/2022)
	11		Kansas City (11/09/2022)
BLOCKED SHOTS	4		Kansas City (11/09/2022)
	3		UT Arlington (12/02/2022)
	3		vs Kansas St. (N) (11/23/2022)
	3		vs Akron (N) (11/22/2022)
	3		vs Illinois St. (N) (11/21/2022)
	3		New Orleans (11/17/2022)
	3		Arkansas St. (11/12/2022)
TURNOVERS	18		vs Illinois St. (N) (11/21/2022)
	17		vs Kansas St. (N) (11/23/2022)
FOULS	23		vs Akron (N) (11/22/2022)
	23		New Orleans (11/17/2022)
	23		Kansas City (11/09/2022)



2022-23 LSU Men's Basketball  
Team High/Low Analysis  
All games

Page 2/4  
as of Dec 03, 2022

Opponent - Game Highs

POINTS	75		Wofford (11/27/2022)
	63		Kansas City (11/09/2022)
	62		New Orleans (11/17/2022)
	61		vs Kansas St. (N) (11/23/2022)
	61		vs Illinois St. (N) (11/21/2022)
FIELD GOALS MADE	28		Wofford (11/27/2022)
	24		UT Arlington (12/02/2022)
FIELD GOAL ATTEMPTS	64		UT Arlington (12/02/2022)
	58		Wofford (11/27/2022)
	58		Kansas City (11/09/2022)
FIELD GOAL PERCENTAGE	.483	(28-58)	Wofford (11/27/2022)
	.460	(23-50)	New Orleans (11/17/2022)
3 PT FG MADE	11		Wofford (11/27/2022)
	8		vs Akron (N) (11/22/2022)
3 PT FG ATTEMPTS	31		Wofford (11/27/2022)
	25		vs Akron (N) (11/22/2022)
	25		Arkansas St. (11/12/2022)
	25		Kansas City (11/09/2022)
3 PT FG PERCENTAGE	.412	(7-17)	New Orleans (11/17/2022)
	.355	(11-31)	Wofford (11/27/2022)
FREE THROWS MADE	22		vs Akron (N) (11/22/2022)
	21		Kansas City (11/09/2022)
FREE THROW ATTEMPTS	30		vs Akron (N) (11/22/2022)
	27		Kansas City (11/09/2022)
FREE THROW PERCENTAGE	.889	(8-9)	Wofford (11/27/2022)
	.857	(12-14)	vs Illinois St. (N) (11/21/2022)
REBOUNDS	38		Kansas City (11/09/2022)
	36		UT Arlington (12/02/2022)
	36		vs Akron (N) (11/22/2022)
ASSISTS	13		vs Kansas St. (N) (11/23/2022)
	13		vs Illinois St. (N) (11/21/2022)
STEALS	8		vs Illinois St. (N) (11/21/2022)
	7		Arkansas St. (11/12/2022)
BLOCKED SHOTS	4		UT Arlington (12/02/2022)
	3		vs Illinois St. (N) (11/21/2022)
TURNOVERS	23		New Orleans (11/17/2022)
	19		vs Illinois St. (N) (11/21/2022)
FOULS	24		vs Illinois St. (N) (11/21/2022)
	21		New Orleans (11/17/2022)



2022-23 LSU Men's Basketball  
Team High/Low Analysis  
All games

Page 3/4  
as of Dec 03, 2022

LSU - Game Lows

POINTS	59		vs Kansas St. (N) (11/23/2022)
	61		Arkansas St. (11/12/2022)
	63		UT Arlington (12/02/2022)
	73		vs Akron (N) (11/22/2022)
	74		Kansas City (11/09/2022)
FIELD GOALS MADE	20		Arkansas St. (11/12/2022)
	21		UT Arlington (12/02/2022)
FIELD GOAL ATTEMPTS	51		UT Arlington (12/02/2022)
	51		Arkansas St. (11/12/2022)
FIELD GOAL PERCENTAGE	.392	(20-51)	Arkansas St. (11/12/2022)
	.412	(21-51)	UT Arlington (12/02/2022)
3 PT FG MADE	3		vs Illinois St. (N) (11/21/2022)
	6		vs Kansas St. (N) (11/23/2022)
3 PT FG ATTEMPTS	14		vs Illinois St. (N) (11/21/2022)
	18		UT Arlington (12/02/2022)
3 PT FG PERCENTAGE	.214	(3-14)	vs Illinois St. (N) (11/21/2022)
	.316	(6-19)	vs Kansas St. (N) (11/23/2022)
FREE THROWS MADE	7		vs Kansas St. (N) (11/23/2022)
	13		Arkansas St. (11/12/2022)
FREE THROW ATTEMPTS	14		vs Kansas St. (N) (11/23/2022)
	16		vs Akron (N) (11/22/2022)
	16		Arkansas St. (11/12/2022)
FREE THROW PERCENTAGE	.500	(7-14)	vs Kansas St. (N) (11/23/2022)
	.667	(14-21)	UT Arlington (12/02/2022)
REBOUNDS	26		Wofford (11/27/2022)
	30		vs Kansas St. (N) (11/23/2022)
ASSISTS	9		Arkansas St. (11/12/2022)
	10		vs Kansas St. (N) (11/23/2022)
STEALS	5		UT Arlington (12/02/2022)
	6		Arkansas St. (11/12/2022)
BLOCKED SHOTS	2		Wofford (11/27/2022)
	3		UT Arlington (12/02/2022)
	3		vs Kansas St. (N) (11/23/2022)
	3		vs Akron (N) (11/22/2022)
	3		vs Illinois St. (N) (11/21/2022)
	3		New Orleans (11/17/2022)
	3		Arkansas St. (11/12/2022)
TURNOVERS	10		vs Akron (N) (11/22/2022)
	11		Wofford (11/27/2022)
FOULS	11		Arkansas St. (11/12/2022)
	12		Wofford (11/27/2022)



2022-23 LSU Men's Basketball  
Team High/Low Analysis  
All games

Page 4/4  
as of Dec 03, 2022

Opponent - Game Lows

POINTS	52		Arkansas St. (11/12/2022)
	58		vs Akron (N) (11/22/2022)
	59		UT Arlington (12/02/2022)
	61		vs Kansas St. (N) (11/23/2022)
	61		vs Illinois St. (N) (11/21/2022)
FIELD GOALS MADE	14		vs Akron (N) (11/22/2022)
	19		Kansas City (11/09/2022)
FIELD GOAL ATTEMPTS	48		vs Kansas St. (N) (11/23/2022)
	50		New Orleans (11/17/2022)
FIELD GOAL PERCENTAGE	.259	(14-54)	vs Akron (N) (11/22/2022)
	.328	(19-58)	Kansas City (11/09/2022)
3 PT FG MADE	4		vs Kansas St. (N) (11/23/2022)
	4		Kansas City (11/09/2022)
3 PT FG ATTEMPTS	15		vs Kansas St. (N) (11/23/2022)
	17		New Orleans (11/17/2022)
3 PT FG PERCENTAGE	.160	(4-25)	Kansas City (11/09/2022)
	.200	(5-25)	Arkansas St. (11/12/2022)
FREE THROWS MADE	3		Arkansas St. (11/12/2022)
	6		UT Arlington (12/02/2022)
FREE THROW ATTEMPTS	4		Arkansas St. (11/12/2022)
	9		Wofford (11/27/2022)
FREE THROW PERCENTAGE	.450	(9-20)	New Orleans (11/17/2022)
	.545	(6-11)	UT Arlington (12/02/2022)
REBOUNDS	25		vs Illinois St. (N) (11/21/2022)
	29		New Orleans (11/17/2022)
ASSISTS	8		UT Arlington (12/02/2022)
	8		vs Akron (N) (11/22/2022)
STEALS	3		New Orleans (11/17/2022)
	4		vs Akron (N) (11/22/2022)
BLOCKED SHOTS	1		Wofford (11/27/2022)
	1		vs Kansas St. (N) (11/23/2022)
	1		vs Akron (N) (11/22/2022)
	1		New Orleans (11/17/2022)
	1		Kansas City (11/09/2022)
TURNOVERS	9		UT Arlington (12/02/2022)
	13		Wofford (11/27/2022)
FOULS	14		vs Akron (N) (11/22/2022)
	16		vs Kansas St. (N) (11/23/2022)
	16		Arkansas St. (11/12/2022)



**2022-23 LSU Men's Basketball**  
**Player Highs Analysis**  
**All games**

Page 1/3  
as of Dec 03, 2022

**LSU - Individual Game Highs**

<b>POINTS</b>	33		KJ Williams vs Illinois St. (N) (11/21/2022)
	26		Adam Miller vs Wofford (11/27/2022)
	26		Adam Miller vs Arkansas St. (11/12/2022)
	23		Adam Miller vs Akron (N) (11/22/2022)
	19		KJ Williams vs Akron (N) (11/22/2022)
<b>FIELD GOALS MADE</b>	13		KJ Williams vs Illinois St. (N) (11/21/2022)
	9		Adam Miller vs Wofford (11/27/2022)
	9		Adam Miller vs Akron (N) (11/22/2022)
	9		Adam Miller vs Arkansas St. (11/12/2022)
<b>FIELD GOAL ATTEMPTS</b>	19		KJ Williams vs Illinois St. (N) (11/21/2022)
	15		Justice Hill vs Kansas St. (N) (11/23/2022)
	15		Adam Miller vs Akron (N) (11/22/2022)
	15		Adam Miller vs Arkansas St. (11/12/2022)
<b>FIELD GOAL PERCENTAGE (min 5 made)</b>	.714	(5-7)	Cam Hayes vs New Orleans (11/17/2022)
	.692	(9-13)	Adam Miller vs Wofford (11/27/2022)
<b>3 PT FG MADE</b>	6		Adam Miller vs Wofford (11/27/2022)
	5		Adam Miller vs Akron (N) (11/22/2022)
<b>3 PT FG ATTEMPTS</b>	9		Adam Miller vs Wofford (11/27/2022)
	9		Adam Miller vs Akron (N) (11/22/2022)
	9		Adam Miller vs Arkansas St. (11/12/2022)
	9		Adam Miller vs Kansas City (11/09/2022)
<b>3 PT FG PERCENTAGE (min 2 made)</b>	.750	(3-4)	Mwani Wilkinson vs Kansas City (11/09/2022)
	.667	(6-9)	Adam Miller vs Wofford (11/27/2022)
	.667	(2-3)	KJ Williams vs UT Arlington (12/02/2022)
<b>FREE THROWS MADE</b>	8		Adam Miller vs Illinois St. (N) (11/21/2022)
	6		KJ Williams vs Illinois St. (N) (11/21/2022)
	6		Derek Fountain vs New Orleans (11/17/2022)
<b>FREE THROW ATTEMPTS</b>	9		Trae Hannibal vs Kansas City (11/09/2022)
	8		Adam Miller vs Illinois St. (N) (11/21/2022)
	8		Jalen Reed vs Illinois St. (N) (11/21/2022)
<b>FREE THROW PERCENTAGE (min 3 made)</b>	1.000	(8-8)	Adam Miller vs Illinois St. (N) (11/21/2022)
	1.000	(6-6)	KJ Williams vs Illinois St. (N) (11/21/2022)
	1.000	(6-6)	Derek Fountain vs New Orleans (11/17/2022)
	1.000	(4-4)	Trae Hannibal vs Wofford (11/27/2022)
	1.000	(4-4)	Justice Hill vs Akron (N) (11/22/2022)
	1.000	(4-4)	Shawn Phillips vs New Orleans (11/17/2022)
	1.000	(4-4)	Adam Miller vs Arkansas St. (11/12/2022)
	1.000	(3-3)	Kendal Coleman vs Wofford (11/27/2022)
<b>REBOUNDS</b>	14		KJ Williams vs Kansas City (11/09/2022)
	10		KJ Williams vs Kansas St. (N) (11/23/2022)
<b>ASSISTS</b>	7		Justice Hill vs Kansas City (11/09/2022)
	5		Justice Hill vs UT Arlington (12/02/2022)
	5		Justice Hill vs Illinois St. (N) (11/21/2022)
	5		Justice Hill vs New Orleans (11/17/2022)
<b>STEALS</b>	7		Derek Fountain vs New Orleans (11/17/2022)
	4		Trae Hannibal vs Kansas St. (N) (11/23/2022)
	4		Justice Hill vs Kansas City (11/09/2022)
<b>BLOCKED SHOTS</b>	3		KJ Williams vs Kansas City (11/09/2022)
	2		Derek Fountain vs Akron (N) (11/22/2022)
	2		Kendal Coleman vs New Orleans (11/17/2022)
<b>TURNOVERS</b>	6		Adam Miller vs Akron (N) (11/22/2022)
	5		Cam Hayes vs Illinois St. (N) (11/21/2022)

# The Last Time LSU ...

## ALL GAMES

### Scoring

Less Than 50 points	47 -- vs. Wichita St. (47-82), 11/23/16
80 or more points	91 -- vs. UNO (91-62), 11/17/22
90 or more points	91 -- vs. UNO (91-62), 11/17/22
100 or more points	101 -- vs. ULM (101-39), 11/9/21

### Opponents Scoring

Less than 50 points	49 -- by NW St. (49-89), 12/14/21
80 or more points	80 -- by Alabama (80-79), 3/14/21
90 or more points	91 -- by UGA (91-78), 2/23/21
100 or more points	105 -- by Alabama (105-75), 1/19/21

### Field Goal Percentage

Shot less than 30 %	28.6 -- at Auburn (18-63), 12/29/21
Shot 50 % or more	52.8 -- vs. Wofford (28-53), 11/27/22
Shot 60 % or more	61.3 -- at Miss. State (38-62), 2/10/21
Shot 70 % or more	70.3 -- vs. Centenary (45-64), 1/15/03

### Opponents Field Goal Percentage

Shot less than 30 %	25.9 -- by Akron (14-54), 11/22/22
Shot 50 % or more	52.4 -- by Ole Miss (22-42), 2/1/22
Shot 60 % or more	60.0 -- by Georgia (27-45), 2/6/14

### Three-Point FG Percentage

Shot less than 10 %	9.5 -- vs. Miss. St. (2-21), 1/11/20
Shot 40 % or more	42.1 -- vs. Wofford (8-19), 11/22/27
Shot 50 % or more	50.0 -- at Texas A&M (8-16), 2/8/22
Shot 60 % or more	66.7 -- vs. Alabama (10-15), 1/8/19

### Opponents Three-Point FG Percentage

Shot less than 10 %	6.3 -- by UAB (1-16), 12/21/13
Shot 40 % or more	41.2 -- by UNO (7-17), 11/17/22
Shot 50 % or more	51.0 -- by S. Carolina (26-51), 2/19/22
Shot 60 % or more	71.4 -- by Grambling (5-7), 12/01/18
Shot 70% or more	71.4 -- by Grambling (5-7), 12/01/18

### Free Throw Percentage

Shot less than 50 %	30.0 -- vs. Lipscomb (3-10), 12/22/21
Shot 80 % or more	82.4 -- vs. Wofford (14-17), 11/27/22
Shot 90 % or more	94.7 -- at Arkansas (18-19), 3/2/22
Shot 100 percent	100.0 -- vs. Texas A&M (13-13), 2/4/17

### Rebounds

Had less than 20 rebs	19 -- vs. Ole Miss, 1/22/11
Had 40 or more rebs	40 -- vs. UT Arlington, 12/2/22
Had 50 or more rebs	50 -- vs. McNeese, 11/18/21
Had 60 or more rebs	64 -- vs. Northwestern State, 11/16/13

### Opponent Rebounds

Less than 20 rebs	18 -- by UNCG, 11/9/18
Had 40 or more rebs	42 -- by. Arkansas, 3/11/22
Had 50 or more rebs	51 -- by Alabama, 3/14/21

### Assists

Less than 5 assists	4 -- vs. Texas A&M, 3/12/16
15 assists or more	17 -- vs. Illinois State, 11/21/22
20 assists or more	20 -- vs. Lipscomb, 12/22/21
25 assists or more	26 -- vs. UNF, 12/22/17
30 or more assists	33 -- vs. Georgia State, 12/28/94

### Opponent Assists

Less than 5 assists	3 -- by Kentucky, 2/23/22
15 assists or more	16 -- by Missouri, 3/10/22
20 assists or more	20 -- by Alabama, 1/19/21
25 assists or more	26 -- by Kentucky, 3/5/16
30 assists or more	33 -- by Kentucky, 1/16/96

### Blocks

0 blocks	0 -- at Kentucky, 2/23/22
5 or more blocks	5 -- vs. Arkansas, 3/11/22
10 or more blocks	10 -- vs. Grambling, 12/1/18
15 or more blocks	16 -- vs. Alcorn State, 11/20/08

### Opponent Blocks

0 blocks	0 -- by Alabama, 3/5/22
5 or more blocks	5 -- by Arkansas, 3/11/22
10 or more blocks	14 -- by Auburn, 12/29/21

### Steals

0 steals	0 -- vs. Georgia Tech, 3/17/90
10 or more steals	17 -- vs. UNO, 11/17/22
15 or more steals	17 -- vs. UNO, 11/17/22

### Opponent Steals

0 steals	0 -- by Washington State, 12/27/08
10 or more steals	11 -- by Missouri, 3/10/22
15 or more steals	15 -- by Iowa State, 3/18/22



# The Last Time An LSU Player...

## ALL GAMES

Scored 20 or more points.....	26 Adam Miller, vs. Wofford, 11/27/22
Scored 25 or more points.....	26 Adam Miller, vs. Wofford, 11/27/22
Scored 30 or more points.....	33 KJ Williams, vs. Illinois State, 11/21/22
Scored 35 or more points.....	39 Tremont Waters, at Texas A&M, 1/30/19
Scored 40 or more points.....	43 Ben Simmons, vs. North Florida, 12/2/15
Scored 45 or more points.....	53 Shaquille O'Neal, vs. Arkansas State, 12/18/90
Scored 50 or more points.....	53 Shaquille O'Neal, vs. Arkansas State, 12/18/90
Scored 55 or more points.....	55 Chris Jackson, vs. Ole Miss, 3/4/89
Scored 60 or more.....	64 Pete Maravich, vs. Kentucky, 2/21/70
Scored double figures in 5 straight games.....	14 Darius Days, 1/29/22 to 3/18/22
Scored double figures in 10 straight games.....	14 Darius Days, 1/29/22 to 3/18/22
Scored duple figures in 15 straight game.....	19 Cameron Thomas, 1/13/21 to 3/22/21
Scored double figures in 20 straight games.....	28 Ben Simmons, 11/30/15 to 3/5/16
Scored double figures in 25 straight games.....	28 Ben Simmons, 11/30/15 to 3/5/16
Scored double figures in 30 straight games.....	48 Glen Davis, 3/5/05 to 12/17/06
Scored double figures in 35 straight games.....	48 Glen Davis, 3/5/05 to 12/17/06
Scored double figures in 40 straight games.....	48 Glen Davis, 3/5/05 to 12/17/06
Scored double figures in 45 or more straight game.....	48 Glen Davis, 3/5/05 to 12/17/06
Scored 20 points or more in 2 straight games.....	2 Tari Eason 24 at Arkansas (3/2/22); 20 vs. Alabama (3/5/22)
Scored 20 points or more in 3 straight games.....	3 Tari Eason, 23 vs. Miss. State (2/12/22); 21 vs. UGA (2/16/22); 21 at South Carolina (2/19/22)
Scored 20 points or more in 4 straight games.....	4 Tari Eason, 25 at Texas A&M (2/8/22); 23 vs. Miss. State (2/12/22); 21 vs. UGA (2/16/22); 21 at South Carolina (2/19/22)
Scored 20 points or more in 5 straight games.....	5 Cam Thomas, 27 vs. Auburn (2/20/21); 21 at UGA (2/23/21); 25 at Arkansas (2/27/21); 23 vs. Vanderbilt (3/2/21); 29 at Missouri (3/6/21)
Scored 20 points or more in 6 straight games.....	10 Cam Thomas, 26 at Texas A&M (1/26/21); 25 vs. Texas Tech (1/30/21); 22 at Alabama (2/3/21); 25 at Miss. State (2/10/21); 25 vs. Tennessee (2/13/21); 27 vs. Auburn (2/20/21); 21 at UGA (2/23/21); 25 at Arkansas (2/27/21); 23 vs. Vanderbilt (3/2/21); 29 at Missouri, (3/6/21)
Scored 30 points or more in consecutive games.....	2 Marcus Thornton, 31 vs. Miss. State (1/21/09); 30 vs. Xavier (1/24/09)
Made 10-14 field goals in a game.....	13 KJ Williams, vs. Illinois State, 11/21/22
Made 15 or more field goals in a game.....	15 Ben Simmons, vs. N. Florida, 12/2/15
Attempted 15-19 field goals in a game.....	15 Justice Hill, vs. Kansas State, 11/23/22
Attempted 20-24 field goals in a game.....	21 Xavier Pinson at Arkansas, 3/2/22
Attempted 25-29 field goals in a game.....	25 Johnny O'Bryant III, at Kentucky, 2/22/14
Attempted 30 or more field goals in a game.....	34 Ronnie Henderson, vs. Oklahoma State, 12-20-94
Made 5 three pointers in a game.....	6 Adam Miller, vs. Wofford, 11/27/22
Made 6-9 three pointers in a game.....	8 Darius Days, vs. ULM, 11/9/21
Made 10 or more three pointers in a game.....	10 Mahmoud Abdul-Rauf, vs. Tennessee, 2-10-90
Attempted 8-10 three pointers in a game.....	9 Adam Miller, vs. Wofford, 11/27/22
Attempted 11 or more three pointers in a game.....	11 Darius Days, vs. Kentucky, 1/4/22
Had 15 or more rebounds.....	18 Darius Days, vs. LA Tech, 12/18/21
Had 20 or more rebounds.....	20 Ben Simmons vs. Marquette, 11/23/15
Had 10 or more rebounds in 2 straight games.....	2 Darius Days 13 vs. Ole Miss, 2/1/22; 11 at Vanderbilt, 2/5/22
10 or more rebounds in 3 straight games.....	3 Darius Day 12 at TCU, 1/29/22; 13 vs. Ole Miss, 2/1/22; 11 at Vanderbilt, 2/5/22
Had 10 or more rebounds in 4 straight games.....	4 Ben Simmons, 12 at Arkansas, 2/23/16; 11 vs. Florida, 2/27/16 ; 14

# The Last Time An LSU Player...

## ALL GAMES

Had 10 or more rebounds in 5 straight games .....	7	vs. Missouri, 3/1/16; 11 at Kentucky, 3/5/16
Had 10 or more rebounds in 6 straight games .....	7	Ben Simmons, 16, vs. South Alabama, 11/19/15; 20 vs. Marquette, 11/23/15; 14 vs. NC State, 11/24/15; 18 at Charleston, 11/30/15; 14 vs. North Florida, 12/2/15, 14 at Houston, 12/13/15; vs. Gardner-Webb, 12/16/15
Had 10 or more rebounds in 7 straight games .....	7	Ben Simmons, 16, vs. South Alabama, 11/19/15; 20 vs. Marquette, 11/23/15; 14 vs. NC State, 11/24/15; 18 at Charleston, 11/30/15; 14 vs. North Florida, 12/2/15, 14 at Houston, 12/13/15; vs. Gardner-Webb, 12/16/15
Had 10 or more rebounds in 8 or more games .....	8	Ben Simmons, 16, vs. South Alabama, 11/19/15; 20 vs. Marquette, 11/23/15; 14 vs. NC State, 11/24/15; 18 at Charleston, 11/30/15; 14 vs. North Florida, 12/2/15, 14 at Houston, 12/13/15; vs. Gardner-Webb, 12/16/15
Had 9 offensive rebounds in a game .....	9	Glen Davis, 11 at Alabama, 2/4/06; 16 vs. Arkansas, 2/8/06; 15 at Florida, 2/11/06; 13 vs. Miss. State, 2/15/06; 11 at Auburn, 2/18/06; 11 at Vandy, 2/22/06; 15 vs. Kentucky, 2/25/06; 10 at S. Carolina, 2/28/06
Had 10-13 defensive rebounds in a game .....	11	Darius Days vs. Arkansas, 1/8/20
Had 14 or more defensive rebounds in a game .....	15	Darius Days vs. LA Tech, 12/18/21
Had 8 or more assists .....	9	Ben Simmons, vs. Arkansas, 1/16/16
Had 10 or more assists .....	10	Brandon Murray, vs. Missouri, 3/10/22
Had 15 or more assists .....	18	Xavier Pinson, vs. Georgia, 2/16/22
Had 5 or more blocks in a game .....	5	Randy Livingston, vs. George Mason, 12-3-94
Had 8 or more blocks in a game .....	9	Kavell Bigby-Williams, at Ole Miss, 1/15/19
Had 10 or more blocks in a game .....	11	Kavell Bigby-Williams, vs. Grambling, 12/1/18
Had 5 or more steals in a game .....	5	Stromile Swift, vs. Alabama, 2-10-99
Had 8 or more steals in a game .....	8	Xavier Pinson, vs. Alabama, 3/5/22
Had 10 or more steals in a game .....	10	Tremont Waters, vs. ULM, 12/28/18
Had a double-double .....	2	Shawn Griggs, vs. Tennessee, 2-23-91
Had a double-double in 2 or more straight games .....	4	KJ Williams, 17 points-10 rebounds vs. Kansas State, 11/23/22
vs. ....	7	Darius Days, 14 pts, 10 rebs. vs. Arkansas, 3/11/22; 14 pts, 12 rebs Iowa State, 3/18/22
Had a double-double in 4 or more straight games .....	4	Ben Simmons at Arkansas, 23 pts.-12 reb., 2/23/16; vs. Florida, 22 pts.-11 reb. , 2/27/16; vs. Missouri, 22 pts.-14 reb., 3/1/16; at Kentucky, 17 pts.-11 reb., 3/5/16
Had a double-double in 5 or more straight games .....	7	Ben Simmons, vs. South Alabama, 23 pts-16 rebs, 11/19/15; vs. Marquette, 21 pts-20 rebs, 11/23/15; vs. NC State, 14 rebs-10 assts, 11/24/15; at Charleston, 15 pts-18 rebs, 11/30/15; vs. North Florida, 43; pts-11 rebs., 12/2/15; at Houston, 13 pts-14 rebs, 12/13/15; vs. Gardner-Webb, 11 pts-12 rebs, 12/16/15
Had a triple-double .....		Tim Quarterman, vs. Ole Miss, 18 pts-10 reb-10 asst, 2/28/15
Played 40 minutes in a game .....	41	Brandon Murray, vs. Alabama, 3/5/22
Played 41 or more in a game .....	41	Brandon Murray, vs. Alabama, 3/5/22
Played 50 or more minutes in a game .....	54	Charles Carmouche, vs. Alabama, 2/23/13
	51	Johnny O'Bryant III, vs. Alabama, 2/23/13

Box Scores



Official Basketball Box Score - Final  
Kansas City at LSU  
11/09/22 Maravich Assembly Center, Baton Rouge  
2022-23 Men's Basketball

Game Time: 7:00 PM  
Game Duration: 2:08  
Attendance: 9,338

Officials: Terry Oglesby, Jeffery Anderson, Landon Brandes

Kansas City - 63

Record: 0-2

NO. Name	Min	FG M-A	3P M-A	FT M-A	Rebounds OR DR TOT	Fouls PF FD	TP	AS	TO	ST	Blocks BS BA	+
10. Precious Idaru	F 18:21	1-6	0-4	0-0	2 3 5	0 0	2	0	1	0	1 0	-14
23. Allen David Mukeba	F 36:58	3-11	1-4	0-0	1 2 3	2 1	7	1	4	1	0 1	-5
32. Jeff Ngandu	F 06:57	1-1	0-0	2-3	0 0 0	4 2	4	0	0	0	0 0	-10
5. Shemari Allen	G 37:48	6-15	2-4	5-8	1 5 6	3 7	19	4	1	3	0 3	-12
21. RayQuandis Mitchell	G 38:11	4-12	1-6	6-7	1 5 6	1 6	15	5	3	0	0 0	-11
12. Promise Idaru	31:33	4-8	0-2	1-2	3 7 10	5 3	9	1	4	1	0 0	-1
25. Tyler Andrews	21:41	0-4	0-4	5-5	1 2 3	3 3	5	1	1	1	0 0	1
33. Jevin Sullivan	02:33	0-1	0-1	0-0	0 1 1	0 0	0	0	0	0	0 0	-4
2. Babacar Diallo	01:19	0-0	0-0	0-0	0 0 0	0 0	0	0	0	0	0 0	1
1. Sam Martin	04:39	0-0	0-0	2-2	0 1 1	2 1	2	0	0	0	0 0	0
Team					2 1 3	0	0	2				
Totals		19-58	4-25	21-27	11 27 38	20 23 63	12	16	6	1	4	-11

Technical Fouls: NONE

LSU - 74

Record: 1-0

NO.	Name	Min	FG M-A	3P M-A	FT M-A	Rebounds OR DR TOT	Fouls PF FD	TP	AS	TO	ST	Blocks BS BA	++
5	Mwani Wilkinson	F 22:12	3-7	3-4	0-0	1 0 1	4 0	9	2	1	2	0 0	6
12	KJ Williams	F 38:05	5-13	0-2	3-4	6 8 14	3 3	13	0	4	1	3 0	13
13	Jalen Reed	F 22:54	1-4	0-1	1-1	1 2 3	3 3	3	1	1	0	1 1	5
3	Justice Hill	G 30:47	4-9	1-5	4-5	1 3 4	3 4	13	7	3	4	0 0	15
44	Adam Miller	G 34:07	6-14	4-9	2-2	0 3 3	0 3	18	2	1	2	0 0	11
20	Derek Fountain	11:13	1-1	0-0	2-2	0 0 2	3 1	4	0	1	1	0 0	5
0	Trae Hannibal	18:37	1-3	0-0	5-9	2 6 8	3 5	7	2	2	1	0 0	5
4	Kendal Coleman	05:25	0-1	0-0	0-0	0 2 2	0 0	0	0	0	0	0 0	4
11	Justice Williams	12:12	3-4	0-0	1-3	1 3 4	1 1	7	2	2	0	0 0	-1
1	Cam Hayes	02:05	0-0	0-0	0-0	0 0 0	1 0	0	0	0	0	0 0	-3
34	Shawn Phillips	02:23	0-1	0-0	0-0	0 0 0	2 0	0	0	0	0	0 0	-5
Team						1 2 3		0					
Totals			24-57	8-21	18-26	13 32 45	23 20	74	16	15	11	4 1	11

Technical Fouls: NONE

	UKC	LSU							
Biggest lead	0 (1 <sup>st</sup> 20:00)	16 (2 <sup>nd</sup> 12:03)	Points from	UKC	LSU	Period by Period Scoring			
Best Scoring Run	7 (1 <sup>st</sup> 1:46)	6 (1 <sup>st</sup> 17:34)	Turnovers	17	18		1st	2nd	TOT
Lead Changes			Paint	26	28	UKC	34	29	63
Times Tied	0		Second Chance	9	6				
Time with Lead	00:00	38:56	Fast Breaks	7	21	LSU	41	33	74
			Bench	16	18				



Official Basketball Box Score - Final  
New Orleans at LSU  
11/17/22 Maravich Assembly Center, Baton Rouge  
2022-23 Men's Basketball

Game Time: 7:00 PM  
Game Duration: 2:22  
Attendance: 9,224

Officials: Steven Anderson, Robert Fuller, R.J. Olyburn

New Orleans - 62

Record: 1-2

NO. Name	Min	FG M-A	3P M-A	FT M-A	Rebounds OR DR TOT	Fouls PF FD	TP	AS	TO	ST	Blocks BS BA	+
5. Tyson Jackson	F 33:30	5-9	0-1	4-11	0 2 2	3 9	14	1	4	1	0 0	-21
11. Simeon Kirkland	F 22:26	3-6	0-0	0-2	1 1 0	2 5	6	6	3	1	0 0	-12
13. Jamond Vincent	G 14:41	0-2	0-1	0-0	0 0 0	0 0	1	1	0	0	0 0	-22
20. Khalel Wilson-Rouse	G 33:02	7-15	5-9	2-2	1 7 8	2 2	21	2	3	1	0 1	-18
23. Preston Murphy Jr.	G 30:18	1-4	0-2	0-0	1 1 1	1 0	2	3	2	0	0 1	-16
0. Daniel Sackey	11:14	0-0	0-0	0 0	1 1 1	1 0	0	1	2	0	0 0	-18
2. Kmani Doughty	19:41	4-8	1-2	0-0	1 3 4	2 1	9	1	4	1	1 1	-11
3. D'Ante Bell	16:50	2-4	0-0	2-3	2 2 4	2 3	6	0	4	0	0 0	-11
22. Darius Washington	03:37	0-0	0-0	0-0	0 1 1	1 0	0	0	0	0	0 0	-5
4. Omarion Henry	03:16	0-0	0-0	0 0	0 0 0	0 0	2	0	0	1	0 0	-7
12. Spencer Simes	02:28	0-0	0-0	0-0	0 0 0	0 0	0	1	0	0	0 0	-2
10. Marquez Cooper	08:57	1-2	1-2	1-2	1 1 2	2 2	4	0	0	0	0 0	-2
Team					3 1 4	0	0	0				
Totals		23-50	7-17	9-20	9 20 29	21 23 62	12	23	3	1	3	-29

Technical Fouls: NONE

LSU - 91

Record: 3-0

NO. Name	Min	FG M-A	3P M-A	FT M-A	Rebounds OR DR TOT	Fouls PF FD	TP	AS	TO	ST	Blocks BS BA	+
5. Mwani Wilkinson	F 17:48	2-4	2-4	0-0	0 0 0	3 0	6	1	0	0	0 0	-17
12. KJ Williams	F 19:07	3-5	1-2	0-0	1 3 4	2 0	7	0	3	3	0 0	24
13. Jalen Reed	F 20:51	3-3	0-0	2-4	2 4 6	4 3	8	0	1	1	0 0	10
3. Justice Hill	G 26:08	4-9	3-5	1-2	1 1 2	1 2	12	5	2	3	0 1	32
44. Adam Miller	G 22:42	2-8	1-7	2-2	0 2 2	1 2	7	1	1	1	0 0	17
20. Derek Fountain	17:18	4-5	1-1	6-6	3 5 8	1 7	15	2	1	7	0 0	20
0. Trae Hannibal	16:35	2-7	0-0	3-5	1 1 2	1 3	7	0	2	0	0 0	2
11. Justice Williams	07:55	2-4	0-1	1-2	0 0 0	0 1	5	1	1	0	0 0	6
4. Kendal Coleman	17:12	2-2	0-0	0-1	2 5 7	3 1	4	0	1	2	2 0	6
1. Cam Hayes	16:21	5-7	3-5	0-0	0 0 0	1 0	13	3	1	0	1 0	13
34. Shawn Phillips	04:18	0-0	0-0	4-4	0 1 1	4 2	4	1	1	0	0 0	-3
15. Tyrell Ward	10:24	1-3	1-2	0-0	0 0 0	2 0	3	0	0	0	0 0	1
10. Brandon Egemo	01:07	0-0	0-0	0-0	0 1 1	0 0	0	0	0	0	0 0	0
25. Adam Benhayoune	01:07	0-0	0-0	0-0	0 0 0	0 0	0	0	0	0	0 0	0
30. Parker Edwards	01:07	0-1	0-1	0-0	0 0 0	0 0	0	0	0	0	0 0	0
Team					2 1 3	0	0	0				
Totals		30-58	12-28	19-26	12 24 36	23 21 91	14	14	17	3	1	29

Technical Fouls: NONE

	UNO	LSU					
Biggest lead	4 (1 <sup>st</sup> 18:29)	34 (2 <sup>nd</sup> 6:07)	Points from Turnovers	UNO	LSU	Period by Period Scoring	
Best Scoring Run	7 (2 <sup>nd</sup> 2:53)	14 (1 <sup>st</sup> 5:15)	Paint	26	32	1st	2nd
Lead Changes	1	0	Second Chance	13	14	TOT	
Times Tied	1	0	Fast Breaks	4	15	UNO	25
Time with Lead	02:31	36:41	Bench	19	51	37	62
						LSU	47
							44
							91



Official Basketball Box Score - Final  
Arkansas St. at LSU  
11/12/22 Maravich Assembly Center, Baton Rouge  
2022-23 Men's Basketball

Game Time: 5:00 PM  
Game Duration: 1:51  
Attendance: 9,011

Officials: Doug Shows, Marques Pettigrew, Shaun Seales

Arkansas St. - 52

Record: 1-1

NO.	Name		Min	FG		3P		Rebounds		Fouls		TP	AS	TO	ST	Blocks		e/r	Shooting By Period			
				M	A	M	A	OR	DR	OT	PF					FD	B		BA	1st	FG%	11-27
1	Markiese Davis	F	34:02	3-9	-	3-8	0	7	7	3	1	9	0	1	1	0	0	-10	3PT%	2-11	68.2%	
22	Omar El-Sheikh	F	27:52	7-12	1-1	2-3	3	5	8	1	3	17	0	5	2	0	1	-13	3PT%	2-3	16.2%	
35	Itzayah Nelson	F	25:30	3-5	0-0	1-1	3	4	7	3	1	7	0	2	1	0	1	-6	2nd FG%	11-30	36.7%	
0	Caleb Fields	G	33:06	3-5	0-0	0-0	2	2	2	1	3	6	4	4	0	0	1	-6	3PT%	1-14	21.4%	
2	Avery Feltz	G	35:17	3-10	1-7	0-0	2	3	5	2	1	7	3	1	1	0	0	-4	1st FG%	1-1	100%	
4	Alaeddine Boutayeb		07:13	0-0	0-0	0-0	0	1	1	0	0	0	0	0	0	2	0	3	GM FG%	22-27	38.0%	
11	Terrance Ford Jr.		25:39	2-12	0-6	0-0	0	2	2	4	2	4	2	1	1	0	0	-5	3PT%	5-5	50.0%	
23	Julian Lual		09:30	1-4	0-2	0-0	1	0	1	1	0	2	0	0	1	0	0	-1	FT%	3-4	75.0%	
50	Antwon Jackson		01:51	0-0	0-0	0-0	0	1	1	0	0	0	0	0	0	0	0	-3				
Team								1	0	1	0	0	2									
Totals					22-57	5-25	3-4	10	25	35	16	11	52	9	16	7	2	3	-9			
Dead Ball Rebounds: 0.0																						

Technical Fouls: Coach 2<sup>nd</sup> 15:48

LSU - 61

Record: 2-0

NO.	Name	Min	FG	3P	FT	Reb		Fouls	TP	AS	TO	ST	Blocks	BS	BA	Shooting By Period	
			M	A	M	A	M	A	OR	DR	P	F	P			F	1st
5	Mwani Wilkinson	20:27	0-1	0-1	0-0	0	6	6	1	1	0	2	1	0	1	0	42.3%
12	KJ Williams	F 23:43	6-12	3-5	0-0	2	2	4	2	0	15	1	1	1	1	0	44.4%
13	Jalen Reed	F 22:30	0-3	0-0	5-6	1	2	3	2	3	5	0	2	1	1	0	83.3%
3	Justice Hill	G 30:45	5-13	1-4	0-1	1	3	4	0	3	11	3	1	0	0	0	36.0%
44	Adam Miller	G 39:03	9-15	4-9	4-4	0	0	3	3	1	26	1	0	0	0	1	36.4%
0	Trae Hannibal	22:04	0-4	0-0	4-5	1	4	5	2	4	4	2	3	3	0	0	89%
20	Derek Fountain	18:57	0-1	0-0	0-0	2	3	5	1	0	0	0	2	0	0	0	39.2%
4	Kendal Coleman	07:30	0-1	0-0	0-0	1	1	2	1	0	0	0	1	0	0	1	40.0%
11	Justice Williams	09:15	0-0	0-0	0-0	0	0	0	0	1	0	0	0	0	1	0	81.2%
15	Tyrell Ward	04:00	0-1	0-1	0-0	0	0	0	0	0	0	0	0	0	0	0	1.0
34	Shawn Phillips	01:46	0-0	0-0	0-0	0	1	1	0	0	0	1	0	0	0	0	-2
Team						0	1	1	0	0	0	1					
Totals			20-51	8-20	13-16	8	26	34	11	15	61	9	13	6	3	2	9

Technical Fouls: NONE

	ASU	LSU				
Biggest lead	1 (1 <sup>st</sup> 13:49)	13 (2 <sup>nd</sup> 2:50)	Points from Turnovers	ASU 16	LSU 23	
Best Scoring Run	7 (2 <sup>nd</sup> 13:11)	11 (2 <sup>nd</sup> 2:50)	Paint	30	18	
Lead Changes	2	0	Second Chance	12	5	
Times Tied	0	0	Fast Breaks	7	2	
Time with Lead	01:02	38:29	Bench	6	4	
			Period by Period Scoring			
				1st	2nd	TOT
			ASU	26	26	52
			LSU	31	30	61



Official Basketball Box Score - Final  
Illinois St. at LSU  
11/12/22 John Gray Gymnasium, George Town, Cayman Islands  
2022-23 Men's Basketball

Game Time: 11:00 AM  
Game Duration: 2:06

Officials: Doug Shows, Eric Curry, Bobby Daw

Illinois St. - 61

Record: 2-3

NO. Name	Min	FG M-A	3P M-A	FT M-A	Rebounds OR DR TOT	Fouls PF FD	TP	AS	TO	ST	Blocks BS BA	+
13. Liam McChesney	F 19:46	3-8	1-6	0-0	0 2 2	3 2	7	2	1	1	0 0	-7
22. Kendall Lewis	F 31:23	2-5	0-2	5-6	1 1 2	2 4	9	2	7	0	0 0	-13

Box Scores



Official Basketball Box Score - Final  
LSU at Akron  
11/22/22 John Gray Gymnasium, George Town, Cayman Islands  
2022-23 Men's Basketball

Game Time: 1:30 PM  
Game Duration: 2:04

Officials: John Gaffney, Doug Shows, Matt Potter

LSU - 73		Record: 5-0													
NO. Name	Min	FG	3P	FT	Rebounds	Fouls	TP	AS	TO	ST	Blocks	+/-	Shooting By Period		
15 M'wani Wilkinson	F 10:13	1-1	0-0	0-0	OR 1	DR 1	PF 3	0	2	1	0	0	0	1st FG% 9-24 37.5%	
12 KJ Williams	F 30:59	6-13	2-4	5-6	2	3	5	3	19	0	0	3	1	3PT% 5-9 55.6%	
13 Jalen Reed	F 19:21	1-3	1-1	0-0	0	4	4	0	1	3	1	0	0	FT% 10-11 90.9%	
3 Justice Hill	G 25:43	5-11	0-3	4-4	0	2	2	2	22	3	0	0	0	2nd FG% 16-28 57.1%	
44 Adam Miller	G 38:37	9-15	5-9	0-0	0	2	2	2	23	2	6	0	0	3PT% 4-10 40.0%	
20 Derek Fountain	20:39	2-3	0-0	1-1	2	1	3	4	5	1	1	2	0	FT% 4-5 80%	
0 Trae Hannibal	22:57	0-1	0-0	0-0	0	5	5	2	1	0	3	1	2	GM FG% 25-52 48.1%	
1 Cam Hayes	16:31	1-3	1-1	4-5	0	1	1	2	4	7	3	1	1	3PT% 9-19 47.4%	
4 Kendal Coleman	09:01	0-1	0-0	0-0	0	0	0	3	0	0	0	1	0	FT% 14-16 87.5%	
15 Tyrell Ward	05:59	0-1	0-1	0-0	0	1	1	0	0	0	0	1	0	Dead Ball Rebounds: 3, 0	
Team					3	3	6		0	1					
Totals	25:52	9-19	14-16	8	23	31	23	13	74	14	10	9	3	15	

Technical Fouls: Miller 1 <sup>st</sup> 10:04 Hill 2 <sup>nd</sup> 14:54 Fountain 2 <sup>nd</sup> 24:2																
Akron - 58		Record: 3-2														
NO.	Name	Min	FG M/A	3P M/A	FT M/A	OR	DR	TOT	Fouls PF	TP	AS	TO	ST	Blocks BS	+/-	
11	Sammy Hunter	F 27:09	4-14	3-11	2-2	1	0	1	0	1	13	0	0	1	-6	
25	Enrique Freeman	F 34:00	1-6	0-0	1-4	5	5	10	1	6	3	2	1	0	-11	
2	Greg Tribble	G 29:44	0-3	0-0	3-4	1	3	4	5	5	3	0	3	0	-8	
4	Trendon Hankerson	G 22:11	0-2	0-1	2-2	1	1	2	4	1	2	1	1	0	-8	
13	Xavier Castaneda	G 36:06	6-16	4-9	12-16	1	5	6	0	6	28	4	3	1	-3	
1	Gavin Clarke	17:03	0-3	0-3	0-0	1	0	1	1	1	2	1	1	0	-20	
34	Nate Johnson	20:20	0-2	0-0	0-0	5	2	7	0	0	0	2	0	0	-10	
0	Amani Lyles	02:34	1-2	0-0	0-0	0	0	0	0	0	2	0	0	0	-9	
5	Tavarri Johnson	10:53	1-3	1-1	2-2	0	0	0	3	1	5	0	2	2	0	0
Team						4	1	5			0	1				
Totals		14:54	8-25	22-30	19 17 36	14	21	58	8	14	4	1	3	-15		
														1 <sup>st</sup> FG% 9-29 31.0%		
														3PT% 5-16 31.3%		
														FT% 12-15 80%		
														2 <sup>nd</sup> FG% 5-25 20.0%		
														3PT% 3-9 33.3%		
														FT% 10-15 66.7%		
														GMFG% 14-54 25.9%		
														GMFT% 9-25 36.0%		
														FT% 22-30 73.3%		
														Dead Ball Rebounds: 6, 1		

Technical Fouls: Hankerson 1<sup>st</sup>10:04

	LSU	AKR							
Biggest lead	15 (2 <sup>nd</sup> 2:19)	8 (1 <sup>st</sup> 4:21)	Points from Turnovers	LSU	AKR	Period by Period Scoring			
Best Scoring Run	6 (1 <sup>st</sup> 14:25)	8 (1 <sup>st</sup> 7:53)	Paint	22	10		1st	2nd	TOT
Lead Changes	8		Second Chance	8	9	LSU	33	40	73
Times Tied	5		Fast Breaks	4	2				
Time with Lead	25:58	09:54	Bench	12	9				
						AKR	35	23	58



Official Basketball Box Score - Final  
Wofford at LSU  
11/22/22 Maravich Assembly Center, Baton Rouge  
2022-23 Men's Basketball

Game Time: 2:00 PM  
Game Duration: 2:00  
Attendance: 8,428

Officials: Tony Greene, Jeb Harbress, Hunter Allen

Wofford - 75		Record: 4-3												
NO. Name	Min	FG M-A	3P M-A	FT M-A	Rebounds OR DR TOT	Fouls PF FT	TP	AS	TO	ST	Blocks BS BA	+/-		
11 Amari Tice	F 24:17	1-4	1-4	0-0	2 5 7	2 0	3	0	3	0	0	6	1 <sup>st</sup> FG 12-27 44.0%	
25 Messiah Jones	F 25:32	2-4	0-1	1-2	1 3 4	4 4	5	2	1	2	0	0	3PT% 6-15 40.0%	
33 B.J. Mack	C 31:10	7-14	2-7	2-2	3 6 9	4 2	18	4	2	1	1	0	FT% 3-5 60.0%	
1 Jackson Paveletzke	G 35:29	7-10	1-2	4-4	1 2 3	2 3	19	5	3	1	0	0	2 <sup>nd</sup> FG 16-31 51.6%	
10 Corey Tripp	G 34:13	5-9	3-5	1-1	1 1 2	2 1	14	1	3	0	0	1	3PT% 5-16 31.3%	
14 Kyler Filwich	05:06	0-0	0-0	0-0	1 0 1	0 1	0	0	0	0	0	0	FT% 5-6 83.3%	
12 Carson McCorkle	29:08	4-12	3-9	0-0	0 2 2	3 0	11	0	0	1	0	1	GM FG 29-58 48.3%	
0 Jackson Silvills	07:29	0-2	0-2	0-0	0 0 0	0 1	0	0	0	0	0	0	3PT% 11-31 35.5%	
13 Adam Silas	07:36	2-3	1-1	0-0	0 1 1	0 0	5	0	1	0	0	0	FT% 8-9 88.9%	
Team					0 1 1		0						Dead Ball Rebounds: 0	
Totals	28:58	11-31	8-9	9 21 30	17 12	75	12	13	5	1	2	-3		

LSU - 78

Record: 6-1

Technical Fouls: Jones 2<sup>nd</sup> 1:50

Shooting By Period

1<sup>st</sup> FG% 15-28 53.6%

3PT% 2-8 25.0%

FT% 5-5 100%

2<sup>nd</sup> FG% 13-25 52.0%

3PT% 6-11 54.5%

FT% 9-12 75.0%

GM FG% 28-53 52.8%

3PT% 8-19 42.1%

FT% 21-27 85.4%

Dead Ball Rebounds: 2

NO. Name	Min	FG M-A	3P M-A	FT M-A	Rebounds OR DR TOT	Fouls PF FD	TP	AS	TO	ST	Blocks BS BA	+/-
5 Mwani Wilkinson	F 12:43	2-4	1-3	0-0	0 1 1	0 0	5	2	0	0	0	-9
12 KJ Williams	F 35:33	6-12	1-4	2-2	2 3 5	2 2	15	1	2	1	0	5
13 Jalen Reed	F 19:56	1-4	0-0	0-0	0 2 3	5 0	2	2	2	1	0	-11
3 Justice Hill	G 25:58	3-9	0-3	0-0	0 0 0	1 1	6	2	0	1	0	-15
44 Adam Miller	G 37:59	9-13	6-9	2-4	0 4 4	1 2	26	0	3	2	1	0
20 Derek Fountain	13:01	0-0	0-0	2-2	0 1 1	5 3	2	0	0	2	0	13
0 Trae Hannibal	29:18	4-6	0-0	4-4	1 3 4	1 3	12	2	2	0	0	11
1 Cam Hayes	14:06	1-3	0-0	1-2	0 1 1	1 1	3	2	0	1	1	0
4 Kendal Coleman	11:26	2-2	0-0	3-3	0 2 2	1 2	7	0	2	0	0	1
Team					0 2 3		0	0				
Totals	28:53	8-19	14-17	5 21 26	12 16	78	11	11	8	2	1	3

Technical Fouls: NONE

	WOF	LSU				
Biggest lead	5 (2 <sup>nd</sup> 4:26)	7 (1 <sup>st</sup> 4:23)				
Best Scoring Run	10 (1 <sup>st</sup> 2:00)	10 (2 <sup>nd</sup> 19:50)				
Lead Changes	19					
Times Tied	8					
Time with Lead	12:44	22:12				
Points from Turnovers	15	16				
Paint	30	34				
Second Chance	14	6				
Fast Breaks	12	17				
Bench	16	24				
Period by Period Scoring						
			1st	2nd	TOT	
			WOF	33	42	75
			LSU	37	41	78



Official Basketball Box Score - Final  
LSU at Kansas St.  
11/23/22 John Gray Gymnasium, George Town, Cayman Islands  
2022-23 Men's Basketball

Game Time: 7:30 PM  
Game Duration: 2:08  
Attendance: 2,400

Officials: Jeff Anderson, John Higgins, Doug Shows

LSU - 59		Record: 5-1													
NO.	Name	Min	FG M-A	3P M-A	FT M-A	Rebounds OR DR TOT	Fouls PF FD	TP	AS	TO	ST	Blocks BS BA	+/-	Shooting By Period	
5	Mwani Wilkinson	F 11:58	1-2	1-1	0-0	0 3 3	4 0	3	0	2	1	0	8	1st FG	16-34 47.1%
12	KJ Williams	F 35:38	8-13	0-1	1-2	5 5 10	3 2	17	1	2	1	0	-1	3PT	5-10 50.0%
13	Jalen Reed	F 23:31	2-3	0-1	2-2	0 0 0	3 4	6	2	3	0	1	0	FT	4-10 40.0%
3	Justice Hill	G 35:38	4-15	2-6	2-6	1 1 2	1 5	12	2	4	2	0	0	2nd FG	7-19 36.8%
44	Adam Miller	G 29:56	4-12	2-8	1-2	0 2 2	3 1	11	1	1	0	0	-6	3PT	1-9 11.1%
20	Derek Fountain	13:32	1-2	0-0	1-2	0 1 1	1 3	3	0	1	0	0	-4	FT	3-4 75.0%
0	Trae Hannibal	28:09	1-1	0-0	0-0	0 5 5	2 0	2	4	1	4	0	-8	GM FG	23-53 43.4%
1	Cam Hayes	12:45	1-2	1-1	0-0	0 2 2	2 0	3	0	3	0	0	-3	3PT	6-19 31.6%
4	Kendal Coleman	04:22	0-1	0-0	0-0	1 1 2	0 0	0	0	0	0	1	-1	FT	7-14 50.0%
15	Tyrell Ward	04:31	1-2	0-1	0-0	2 0 2	1 0	2	0	0	1	0	2	Dead Ball Rebounds: 5.	
Team						0 1 1		0	0						
Totals		23:53	6-19	7-14	9 21 30	22 15	59	10	17	9	3	1	-2		

Technical Fouls: Miller 1<sup>st</sup>11:32

Kansas St. - 61		Record: 6-0																
NO.	Name	Min	FG M-A	3P M-A	FT M-A	Rebounds OR DR TOT	Fouls PF FD	TP	AS	TO	ST	Blocks BS BA	+/-	Shooting By Period				
3	David N'Guessan	F 30:42	0-2	0-0	2-2	1 0 1	2 4	2	1	1	1	0	-1	1st FG% 10-20 50.0%				
11	Keyontae Johnson	F 26:37	4-7	1-1	7-8	1 3 4	4 6	16	0	1	0	0	-9	3PT% 3-9 33.3%				
35	Nae'Owan Tomlin	F 29:18	0-4	0-1	0-0	2 1 3	3 2	0	2	1	1	0	0	FT% 10-14 71.4%				
1	Marquis Nowell	G 33:14	6-14	2-5	4-4	1 3 4	0 0	18	4	5	1	0	2	2nd FG% 10-28 35.7%				
5	Cam Carter	G 24:37	3-9	0-3	0-0	0 7 7	3 3	6	1	4	1	0	1	3PT% 1-6 16.7%				
4	Tykei Greene	14:53	0-1	0-1	1-4	0 1 1	3 2	1	0	2	1	0	0	FT% 7-7 100%				
13	Desi Sills	33:10	6-9	1-3	3-3	0 1 1	0 2	16	5	2	0	0	1	GM FG% 20-48 41.7%				
23	Abayomi Iyola	06:38	1-1	0-0	0-0	0 4 4	1 0	2	0	1	1	1	0	3PT% 4-15 26.7%				
25	Ismael Massoud	00:51	0-1	0-1	0-0	0 0 0	0 0	0	0	0	0	0	-3	FT% 17-21 81.0%				
Team						3	2	5	0	0	0	Dead Ball Rebounds: 3						
Totals		20:48	4-15	17-21	8 22 30	16 21	61	13	17	6	1	3	2					

Technical Fouls: Johnson 1<sup>st</sup>14:46

	LSU	KSU	Points from		LSU	KSU	Period by Period Scoring		
Biggest lead	12 (1 <sup>st</sup> 5:35)	3 (2 <sup>nd</sup> 7:23)	Turnovers	13	16		1st	2nd	TOT
Best Scoring Run	8 (1 <sup>st</sup> 11:51)	11 (2 <sup>nd</sup> 7:23)	Paint	28	28	LSU	41	18	59
Lead Changes	8		Second Chance	9	1				
Times Tied	4		Fast Breaks	3	10	KSU	33	28	61
Time with Lead	30:45	05:22	Bench	10	19				



Official Basketball Box Score - Final  
UT Arlington at LSU  
12/02/22 Maravich Assembly Center, Baton Rouge  
2022-23 Men's Basketball

Game Time: 7:00 PM  
Game Duration: 2:08  
Attendance: 5,145

Officials: Pat Adams, Byron Jarrett, Chris Ford

UT Arlington - 59		Record: 4-5												
NO. Name	Min	FG M-A	3P M-A	FT M-A	Rebounds OR DR TOT	Fouls PF FD	TP	AS	TO	ST	Blocks BS BA	+/-	Shooting By Period	
22 Shemar Wilson	F 23:04	3-4	0-0	1-2	1 5 6	3 2	7	0	2	1	0	1	-5	1st FG% 9-31 29.0%
00 Aaron Cash	G 25:58	3-10	2-4	0-0	2 3 5	2 1	8	0	0	1	0	1	-13	3PT% 2-7 28.6%
1 Cherdall Weaver	G 28:42	1-4	0-1	4-4	2 2 4	2 3	6	0	1	0	0	0	-14	2nd FG% 15-33 45.5%
4 Kyron Gibson	G 22:38	2-8	1-5	1-4	0 1 1	2 3	6	2	1	1	1	1	-4	3PT% 3-12 25.0%
55 Marion Humphrey	G 33:18	7-11	1-1	0-1	1 2 3	0 3	15	4	2	1	2	0	0	FT% 4-5 80%
2 Brandon Walker	15:56	5-11	0-2	0-0	2 3 5	4 1	10	0	1	0	0	0	6	GM FG% 24-64 37.5%
5 Brandon Talbot	21:20	1-8	1-5	0-0	0 3 3	0 0	3	1	1	2	0	0	-4	3PT% 5-19 26.3%
21 Pedro Castro	16:21	0-3	0-1	0-0	0 1 1	2 1	0	1	0	0	0	1	0	FT% 6-11 54.5%
23 Dario Domingos	14:43	2-5	0-0	0-0	5 2 7	2 0	4	0	0	0	0	0	3	Dead Ball Rebounds: 2 0
Team					1 0 1		0	1						
Totals	24:64	5-19	6-11	14 22 36	17 14	59	8	9	6	4	3	-4		

Technical Fouls: NONE

LSU - 63		Record: 7-1													
NO. Name	Min	FG M-A	3P M-A	FT M-A	Rebounds OR DR TOT	Fouls PF FD	TP	AS	TO	ST	Blocks BS BA	+/-	Shooting By Period		
5 M'wani Wilkinson	F 14:14	1-2	1-2	0-0	0 0 0	0 0	3	0	0	0	0	1	1st FG%	11-28	39.3%
12 KJ Williams	F 33:39	6-14	2-3	0-0	4 5 9	1 1	14	1	1	2	0	1	3PT%	3-9	33.3%
13 Jalen Reed	F 14:26	1-3	1-1	0-0	0 5 5	1 1	3	0	1	0	1	1	FT%	4-6	66.7%
3 Justice Hill	G 26:09	1-5	0-2	1-2	0 2 2	0 0	3	5	1	1	0	0	2nd FG%	10-23	43.5%
44 Adam Miller	G 37:08	3-8	2-7	3-4	0 1 1	1 2	11	0	3	1	0	4	3PT%	4-9	44.4%
0 Tre Hannon	20:28	1-0	0-7	0-0	4 4 3	4 4	7	4	4	0	1	0	FT%	10-15	66.7%
20 Derek Fountain	13:31	3-5	1-1	4-4	4 9	2	7	0	0	1	0	12	GM FG%	21-61	41.2%
0 Kendall Coleman	12:36	3-4	0-0	1-2	1 5 6	2	7	7	1	0	0	4	3PT%	7-18	38.9%
1 Cam Hayes	17:50	2-6	0-2	3-4	0 1 1	3 2	7	0	0	0	0	1	FT%	14-21	66.7%
15 Tyrrell Ward	04:11	0-1	0-0	0-0	0 1 1	0 0	0	0	0	0	0	0	Dead Ball Rebounds: 4, 0		
Totals						4 1 5	0	1							
Team		21-51	7-18	14-21	11 29 40	14 17	63	11	13	5	3	4			





**0**  
**Trae Hannibal**  
G • 6-2 • 215 • Sr.  
Elliott, South Carolina




**1**  
**Cam Hayes**  
G • 6-2 • 185 • Jr.  
Greensboro, North Carolina



**2**  
**Corneilous Williams**  
F • 6-9 • 210 • Fr.  
Meridian, Mississippi



**3**  
**Justice Hill**  
G • 6-0 • 175 • Sr.  
Little Rock, Arkansas



**4**  
**Kendal Coleman**  
C • 6-8 • 230 • Jr.  
Shreveport, Louisiana



**5**  
**Mwani Wilkinson**  
F • 6-5 • 205 • Jr..  
Las Vegas, Nevada



**10**  
**Brandon Egemo**  
G • 6-1 • 175 • Jr..  
Los Angeles, California



**11**  
**Justice Williams**  
G • 6-4 • 175 • So..  
Philadelphia, Pennsylvania



**12**  
**KJ Williams**  
F • 6-10 • 250 • 5th yr Sr.  
Cleveland, Mississippi



**13**  
**Jalen Reed**  
F • 6-10 • 230 • Fr.  
Jackson, Mississippi



**15**  
**Tyrell Ward**  
F • 6-6 • 185 • Fr.  
Washington, D. C.



**20**  
**Derek Fountain**  
F • 6-10 • 225 • Jr.  
Holly Springs, Mississippi




**21**  
**Austin Montgomery**  
G • 6-4 • 180 • Fr.  
New Orleans, Louisiana



**25**  
**Adam Benhayoune**  
F • 6-5 • 225 • So..  
Helotes, Texas



**30**  
**Parker Edwards**  
F • 6-2 • 220 • Sr.  
Covington, Louisiana



**34**  
**Shawn Phillips**  
G • 7-0 • 245 • Fr.  
Dayton, Ohio



**44**  
**Adam Miller**  
G • 6-3 • 190 • So.  
Peoria, Illinois



**Matt McMahon**  
Head Coach • 1st Season