

2022-23 MEN'S BASKETBALL GAME NOTES



NATIONAL TITLE 1935

SEC CHAMPIONS 1935 • 1953 • 1954 • 1979
 1981 • 1985 • 1991 • 2000 • 2006 • 2009 • 2019
FINAL FOUR 1953 • 1981 • 1986 • 2006

GAME
16



Florida
 January 10, 2023

6 p.m. CST
 Pete Maravich Assembly Center/
 Dale Brown Court
 Baton Rouge, Louisiana

SEC Network
LSU Sports Radio Network
 (Guaranty Media Eagle 98.1 FM)

2022-23 LSU SCHEDULE

LSU (12-3, 1-2)

H - 9-0 (1-0); A - 0-2 (0-2); N - 3-1; OT - 0-0

November

Wed. 9	KANSAS CITY (SECN+)	W, 74-63
Sat. 12	ARKANSAS STATE (SECN+)	W, 61-52
Thurs. 17	UNO (SECN+)	W, 91-62
Cayman Islands Classic - George Town, Grand Cayman		
Mon. 21	vs. Illinois State (FloSports)	W 77-61
Tues. 22	vs. Akron (FloSports)	W, 73-58
Wed. 23	vs. Kansas State (FloSports)	L, 59-61
Sun. 27	WOFFORD (SECN+)	W, 78-75

December

Fri. 2	UT ARLINGTON (SECN+)	W, 63-59
Holiday Hoopsgiving - Atlanta, Georgia (Dec. 10)		
Sat. 10	vs. Wake Forest (ESPN)	W, 72-70
Tues. 13	NC CENTRAL (SEC Network)	W, 67-57
Sat. 17	WINTHROP (SEC Network)	W, 69-81
Wed. 21	EAST TENNESSEE ST. (SECN+)	W, 72-68
Wed. 28	*ARKANSAS (ESPN2)	W, 60-57

January

Tues. 3	*at Kentucky (ESPN)	L, 71-74
Sat. 7	*at Texas A&M (SEC Network)	L, 56-69
Tues. 10	*FLORIDA (SEC Network)	6 p.m.
Sat. 14	*at Alabama (ESPN)	3 p.m.
Wed. 18	*AUBURN (ESPN2/U)	6 p.m.
Sat. 21	*TENNESSEE (ESPN/2)	3 p.m.
Tues. 24	*at Arkansas (ESPN/2/U)	6 p.m.
SEC/Big 12 Challenge		
Sat. 28	TEXAS TECH (ESPN/2/U)	1 p.m.

February

Wed. 1	*At Missouri (SEC Network)	8 p.m.
Sat. 5	*ALABAMA (ESPN/2/U)	3 p.m.
Wed. 8	*at Mississippi State (SEC Network)	8 p.m.
Sat. 11	*TEXAS A&M (SEC Network)	7:30 p.m.
Tues. 14	*at Georgia (SEC Network)	7:30 p.m.
Sat. 18	*SOUTH CAROLINA (SEC Network)	Noon
Wed. 22	*VANDERBILT (SEC Network)	6 p.m.
Sat. 25	*at Ole Miss (SEC Network)	7:30 p.m.

March

Wed. 1	*MISSOURI (SEC Network)	8 p.m.
Sat. 4	*At Florida (SEC Network)	5 p.m.
SEC TOURNAMENT -- Bridgestone Arena, Nashville, Tenn.		
March 8-12		TBA

SEC Games; All Times Central; Home Games in ALL CAPS.
SECN+ is streaming broadcast.

ON THE AIR



Chris Blair, play-by-play
 John Brady, analyst
 (Former LSU Head Coach)

TV: SEC Network

Mike Morgan, play-by-play
 Daymeon Fishback, analyst

LSUsports.net

PROBABLE LSU LINEUP (Based on last game played)

1

**CAM
HAYES**

G • Jr. • 6-2 • 185
 Greensboro, North Carolina

Season Stats: 8.7 ppg, 2.0 rpg, 2.0 apg; SEC: 8.3 ppg, 2.3 rpg, 1.7 apg

- Double figures five-of-last-seven games, seven for the season
- 13 vs. WF (12/10); 14 vs. NCCU (12/13); career high 25 pts vs. Winthrop (12/17)
- Against UK (1/3), hit 3-of-5, including two treys to scored 11 points.
- 10 at A&M (1/7) ... Averaging 10.4 points in the last five games.
- 42-of-83 from the field (50.6%), with 17 treys.
- 28 assists-17 turnovers.

0

**TRAE
HANNIBAL**

G • Sr. • 6-2 • 215
 Elliott, South Carolina

Season Stats: 6.3 ppg, 4.1 rpg, 2.9 apg; SEC: 13.3 ppg, 4.7 rpg, 3.3 apg

- SEC POW (1/2) for his 19 points in the home win vs. Arkansas (12/28).
- Scored 19, 12 and nine points in the three SEC games.
- In last four games, scoring average has gone up from 4.3 to 6.3.
- 30-of-67 from the field (44.8 percent)
- Transferred to LSU after a year at Murray State.
- Assist/turnover ratio of 1.39; 43 assists, 31 turnovers.
- Averaged 10.2 points over the last five games.

12

**KJ
WILLIAMS**

F • 5th Sr. • 6-10 • 250
 Cleveland, Mississippi

Season Stats: 18.2 ppg, 7.7 rpg, 1.1 apg; SEC: 13.7 ppg, 5.3 rpg

- Recorded his 1,000th career rebound at A&M (1/7).
- Has 106 collegiate wins and 97 games scoring in double figures.
- Game vs. NCCU (12/13) 100th career start & got 100th career 3PT FGs.
- On pace for 2,000 career points (1,940).
- 35 pts vs. Wake Forest, 10 rebs, hit 7-of-9 three-pointers (12/10)
- 28 pts vs. ETSU, 28 pts, 12 rebs, 3-of-5 treys, 3 asts, 3 steals (12/21)
- More than held his own against UK (1/3) with 23 pts on 8-13 FGs, including 4 treys
- 5 double doubles this year, 32 for his career.

20

**DEREK
FOUNTAIN**

F • Jr. • 6-10 • 225
 Holly Springs, Mississippi

Season Stats: 7.3 ppg, 5.7 rpg, 1.5 spg; SEC: 7.3 ppg, 7.0 rpg, 1.3 apg

- Started last seven games for LSU; 2nd in overall reb avg; team lead in SEC rebs.
- Team leader in SEC rebound average (7.0 rpg).
- In last 5 games, 8.2 ppg, 7.2 rpg, 17-of-28 (60.7%)
- Vs. NCCU (12/13), 17 points, 14 rebs for first college double double.
- Vs. Arkansas (12/28), 14 points, 10 rebs 2nd double; 5-9 from field, 4-5 FT.
- In last eight games, scoring average up from 4.7 to 7.3
- Rebound average in same eight games from 3.4 to 5.7.

44

**ADAM
MILLER**

G • So. • 6-3 • 190
 Peoria, Illinois

Season Stats: 13.3 ppg, 2.0 rpg, 1.5 apg; SEC: 12.7 ppg, 2.0 rpg, 1.7 apg

- Was at LSU last season, set to play, before ACL injury prior to season sidelined him.
- Cayman Islands Classic all-tournament; had 23 vs. Akron, hitting 5 treys (11/22).
- 39 treys for season, 6 games of season with at least 5 treys
- 5 treys at UK (1/3), at A&M (1/7); League leader in SEC 3s MPG at 3.67.
- 31-of-37 at free throw line, including two with 1.8 seconds left vs. Arkansas (12/28)
- Two games of 26 pts. this season.
- 15 at UK; 16 at A&M; 10 double figure games this season.

BREAKDOWN

LSU

RECORD

12-3, 1-2

RANKING

NA

LAST GAME

L, 69-56, at Texas A&M,
 1/7/23

HEAD COACH

Matt McMahon
CAREER RECORD
 166-70 (8th season)
LSU RECORD
 12-3 (1st season)
VS. FLORIDA:
 0-0

FLORIDA

RECORD

8-7, 1-2

RANKING

NA

LAST GAME

W, 82-75, vs. Georgia,
 1/7/23

HEAD COACH

Todd Golden
CAREER RECORD
 65-43 (4th season)
UF RECORD
 8-7 (1st season)
VS. LSU:
 0-0

LSU UPCOMING MEN'S BASKETBALL MEDIA CALENDAR

9

MONDAY

MEDIA Session TBA

10

TUESDAY

Game 16 -- Florida at LSU, 6 p.m. CT (Maravich Center). LSU Sports Radio Network, SEC Network.

11

WEDNESDAY

Matt McMahon Radio Show, 7 p.m. TJ Ribs on Acadian. LSU Sports Radio Network (Eagle 98.1 FM in Baton Rouge)

12

THURSDAY

13

FRIDAY

Depart for Tuscaloosa.

14

SATURDAY

Game 17 -- LSU at Alabama, 3 p.m. CT (Coleman Coliseum); LSU Sports Radio Network, ESPN

15

SUNDAY

Inside LSU Basketball on LSU Sports Television Network (10:35 p.m. in Baton Rouge, WBRZ-TV).

LSU Media Services

MEDIA AVAILABILITY

Coach Matt McMahon is available for early morning appointments and phone interviews. Please contact Basketball SID Kent Lowe (225-578-1864, clowe@lsu.edu) at least 24 hours in advance.

MEDIA SESSIONS

Coach McMahon meets, when travel schedules permit, usually one or two days prior to games in non-conference play and usually on Mondays and Thursdays during the SEC season. The sessions take place in the Courtside Club of the Maravich Center in the NW Corridor. Times are announced based on practice plans with players usually one day a week. Some travel and scheduling issues may change the time and day so media should contact the Communications Office to confirm start time ... Player requests need to be in to Kent Lowe at clowe@lsu.edu no later than 24 hours in advance.

POST GAME

Coach McMahon will be in the Courtside Club after the game, the NCAA cooling off period and his courtside radio show ... Requested players will be brought to the media room as well. ... THE LSU DRESSING ROOM IS CLOSED ... The Courtside Club is at the top of the stairs in the Northwest Corridor ... Media may work there after the end of the game. The building will close two hours following the conclusion of the game.

THE MATT MCMAHON SHOW

Presented by Hancock Whitney Bank

The weekly call-in show takes place primarily on Mondays or Wednesdays at 7 p.m. from T.J. Ribs on Acadian Thruway ... The show airs in Baton Rouge on local flagship Eagle 98.1 FM, on the Internet at www.LSUsports.net and on many LSU Sports Radio Network affiliates. The first show is Monday, Nov.. 28.

Air Dates for the shows during 2022-23:

Show #6: Wednesday, Jan. 11, 2023
Show #7: Monday, Jan. 16, 2023
Show #8: Wednesday, Jan. 25, 2023
Show #9: Monday, Jan. 30, 2023
Show #10: Monday, Feb. 6, 2023
Show #11: Wednesday, Feb. 15, 2023
Show #12: Monday, Feb. 20, 2023
Show #13: Monday, Feb. 27, 2023
Show #14: Monday, March 6, 2023

INSIDE LSU BASKETBALL

Presented by Community Coffee

The weekly TV show features an inside look and the men's and women's basketball programs at LSU featuring highlights, interviews and features. The show is available on a state-wide and regional network ... WBRZ-TV, Channel 2, airs the show at 10:35 p.m. Sundays. Television affiliates for the show are listed online at LSUsports.net/tvaffiliates.

Show Schedule for 2023:

Show #3: Jan. 15, 2023
Show #4: Jan. 22, 2023
Show #5: Jan. 29, 2023
Show #6: Feb. 5, 2023
Show #7: Feb. 12, 2023
Show #8: Feb. 19, 2023
Show #9: Feb. 26, 2023
Show #10: March 5, 2023

WHO TO CONTACT

COMMUNICATIONS OFFICE

(225) 578-8226

Michael Bonnette - mbonnet@lsu.edu
Assoc. AD/Communications Director

C. Kent Lowe - clowe@lsu.edu
Sr. Assoc. Communications Director
(Basketball Contact)

COMMUNICATIONS ADDRESS

Athletics Administration Building
Baton Rouge, La. 70803

ON THE INTERNET

LSUsports.net

The Official Website of LSU Athletics is home to all the basketball information you need. Schedules, results, rosters, bios, statistics and game notes can be found and are always up to date.

LSUsports.net/media

Request credentials online, go to the men's basketball credentials link.

LSUsports.net/brand

Quickly access the official LSU Athletics brand standards, colors and logos online. To request logos please email creative@lsu.edu.

Photo Requests

To request logos please email photo@lsu.edu.

LSU BASKETBALL SOCIAL MEDIA

facebook.com/lsubasketball
twitter.com/lsubasketball
instagram.com/lsubasketball
twitter.com/lsukent
twitter.com/lsumediaalerts
twitter.com/CoachMcMahon
LSUsports.net/connect

LSUsports.net
f t i



Matt McMahon

Head Coach

@CoachMcMahon

1st Year at LSU • 8th Year as a Head Coach

When Matt McMahon stepped to the podium for the first time as the 25th LSU men's basketball head coach he listed the core values of his coaching career and his teams.

"Hard work, unselfishness, toughness, accountability and joy."

Those words are now the cornerstone of LSU Basketball as it moves into a new era as a very successful head coach begins to reshape the program in his image.

The image was on display during the past seven years at Murray State University where the Racers posted a record of 154-67, a .697 winning percentage. He led Murray State to 93 OVC regular-season wins, winning 75 percent of league games.

He has also coached multiple all-Americans and all-league players such as Ja Morant who was named NBA Rookie of the Year in 2020.

The Racers won regular season league titles in 2018, 2019, 2020 and 2022 and advanced to the NCAA Tournament in 2018, 2019 and 2022 (the 2020 appearance was canceled by the pandemic).

Since the native of Oak Ridge, Tennessee, became the third-youngest rookie among D1 coaches in 2015, McMahon has continued a steady move forward with a reputation for developing talent both as an assistant and head coach. He has become known nationally as an excellent recruiter and he is among the best in the nation in the area of player development and game planning.

In his final season at Murray State in 2021-22, McMahon coached OVC Player of the Year KJ Williams and two other recipients of first-team honors (Tevin Brown, Justice Hill). In addition, McMahon was named the league's Coach of the Year.

Two of those players, Williams and Hill, are now at LSU.

Williams, who ranked 12th nationally in 3-pointers made (94), became the third Murray State player to score 1,500 points and grab 800 rebounds. Hill took over point guard duties in a Racer program known for good guards, leading Murray State in assists in 19 games with a plus-101 margin in assists to turnovers.

McMahon's Racers, picked third in the OVC preseason poll, were just the sixth team in league history to go undefeated and the first to do it in an 18-game conference schedule. Murray State then won the two league tournament games to advance to the NCAA Tournament where, as a No. 7 seed, the Racers defeated San Francisco to advance to the round of 32.

The 2021-22 team was one of seven teams to win 30 or more games that season and led the nation in win percentage at 91.2 percent (31-3). The Racers were ranked No. 20 in the final AP poll and No. 22 in the Ferris Mowers Coaches Poll.

McMahon was the first MSU coach to have

three seasons of 25 or more wins and was one of just three Murray State coaches to have four 20-win seasons.

Although the 2019-20 season was called early because of the pandemic, it marked the third year in a three-year run when Coach McMahon led the Racers to three-straight OVC regular season championships (2017-18, 2018-19 and 2019-20) and two consecutive OVC Tournament titles (2017-18, 2018-19).

Coach McMahon's commitment to defense showed in those years as the Racers ranked as the league leader twice in defensive field goal percentage and each of the three seasons the team led the league in defending the 3-point shot.

The 2018-19 team won 28 games and made its mark in the NCAA Tournament when the 12th-seeded Racers won their fourth all-time tourney game by defeating No. 5 seed Marquette. That season is when Morant stepped to the forefront at Murray State.

He was named the OVC POY, leading Division I in assists and earning first-team all-America honors from the USBWA. In the NCAA Tournament win over Marquette, Morant posted a triple double of 17 points, 11 rebounds and 16 assists as he became the eighth player to record a triple double in the tournament.

He was drafted second overall in the 2019 NBA draft by the Memphis Grizzlies.

In 2017-18, McMahon's team won 26 games and the OVC regular season and tournament championship, sending the Racers to what was at that time the school's 16th NCAA Tournament.

Prior to being named head coach, he was a key part of Coach Steve Prohm's staff as assistant at Murray State as the Racers won a pair of Ohio Valley Conference championships, a CollegeInsider.com Tournament championship and an appearance in the NIT. He was part of a staff that won 104 games from 2011-15.

PRIOR TO MURRAY STATE

Coach McMahon has had success in college basketball since his days as a player at Appalachian

State. Known as an excellent shooter and tough competitor, he played on three Southern Conference regular season title teams in 1998, 1999 and 2000. The Mountaineers won the SoCon Tournament in 2000 and advanced to the NCAA Tournament.

He played in 90 career games under coach Buzz Peterson and made 124 three-pointers, graduating in 2000.

His coaching career began immediately at Appalachian State as a student assistant under Houston Fancher in 2000-01. He would rejoin Peterson's staff as a student coach at Tennessee before returning to ASU in 2002, where he stayed until the end of the 2009-10 season. A year at UNC Wilmington (2010-11) as assistant coach set the stage for his journey to Murray State, starting first as an assistant in the 2011-12 season and then as head coach prior to the 2015-16 season.

Like his time at Murray State, McMahon coached some outstanding talent in the early stages of his coaching career, including Southern Conference POY Donald Sims as well as all-league picks Jeremy Clayton and D.J. Thompson.

At UNCW, he recruited Adam Smith, a Parade All-America Second-Team selection.

Coach McMahon and his wife Mary, a former standout for the Furman women's basketball team, have three children – Maris, Mason and Mabry.

THE MCMAHON FILE

Birthdate: April 26, 1978

Age: 42

Hometown: Oak Ridge, Tennessee

College: Appalachian State, 2000

Wife: Mary

Child: Maris, Mason, Mabry

COACHING EXPERIENCE

2000-01 - Appalachian State, Student Asst.

2001-02 - Tennessee, Student Asst.

2002-10 - Appalachian State, Asst. Coach

2010-11 - UNC Wilmington, Asst. Coach

2011-15 - Murray State, Asst. Coach

2015-22 - Murray State, Head Coach

March 22, 2022 - LSU, Head Coach

THE MCMAHON RECORD

YEAR	SCHOOL	/---OVERALL---/		/---CONF.---/		POST SEASON
		W-L	PCT.	W-L	PCT.	
2015-16	Murray State	17-14	.548	10-6	.625	
2016-17	Murray State	16-17	.485	8-8	.500	
2017-18	Murray State	26-6	.812	16-2	.889	NCAA Rd of 64
2018-19	Murray State	28-5	.848	16-2	.889	NCAA Rd of 32
2019-20	Murray State	23-9	.719	15-3	.833	Pandemic Year
2020-21	Murray State	13-13	.500	10-10	.500	
2021-22	Murray State	31-3	.912	18-0	1.000	NCAA rd of 32
2022-23	LSU	12-3	.800	1-2	.333	
Totals	8 years	166-70	.703	94-32	.746	3 NCAA Tourneys
Murray St. 7 years		154-67	.697	93-31	.750	3 NCAA Tourneys
LSU		1 Year	12-3	.800	1-2	.333

2022-23 LSU MEN'S BASKETBALL ROSTER

NO.	NAME	POS.	HT.	WT.	CLASS	EXP.	DOB	HOMETOWN	HIGH SCHOOL	PREVIOUS SCHOOL
0	Trae Hannibal	G	6-2	215	Sr.	TR	Feb. 13, 2001	Elliot, SC	Hartsville HS	Murray State
1	Cam Hayes	G	6-2	185	Jr.	TR	May 29, 2002	Greensboro, NC	Greensobro Day	NC State
2	Cornelious Williams	F	6-9	210	Fr.	HS	Jan. 18, 2003	Meridian, Miss.	Combine Academy	
3	Justice Hill	G	6-0	175	Sr.	TR	May 14, 2000	Little Rock, Ark.	Little Rock Chistrian	Murray State
4	Kendal Coleman	C	6-8	230	Jr.	TR	March 10, 2002	Shreveport, La.	Captain Shreve	Northwestern State
5	Mwani Wilkinson	F	6-5	205	Jr.	2L	Aug. 12, 2002	Las Vegas, Nev.	Bishop Gorman	
10	Brandon Egemo	G	6-1	175	Jr.	2L	March 10, 2002	Los Angeles, Calif.	University HS	
11	Justice Williams	G	6-4	175	So.	1L	March 31, 2003	Philadelphia, Pa.	Monteverde Academy	
12	KJ Williams	F	6-10	250	5th Sr.	TR	Sept. 3, 1999	Cleveland, Miss.	Cleveland Central	Murray State
13	Jalen Reed	F	6-10	230	Fr.	HS	Feb. 24, 2003	Jackson, Miss.	Southern California Acad.	
15	Tyrell Ward	F	6-6	185	Fr.	HS	July 27, 2003	Washington, D.C.	DeMatha Catholic	
20	Derek Fountain	F	6-10	225	Jr.	TR	July 12, 2002	Holly Springs, Miss.	Holly Springs	Mississippi State
21	Austin Montgomery	F	6-4	180	Fr	HS	March 19, 2004	New Orleans, La.	Newman	
25	Adam Benhayoune	F	6-5	225	So.	1L	April 21, 2003	Helotes, Texas	Sandra Day O'Connor	
30	Parker Edwards	G	6-2	220	Sr.	3L	Sept. 27, 1999	Covington, La.	Saint Paul's School	Southeastern La.
34	Shawn Phillips	F	7-0	245	Fr.	HS	April 15, 2004	Dayton, Ohio	Dream City Christian	
44	Adam Miller	G	6-3	190	So.	RS	Jan. 23, 2002	Peoria, Ill.	Morgan Park	Illinois

COACHING STAFF

	YEAR AT LSU
Head Coach: Matt McMahon	1st year at LSU (8th season as head coach)
Assistant Coach: Casey Long	1st year at LSU
Assistant Coach: Ronnie Hamilton	1st year at LSU
Assistant Coach: Cody Toppert	1st year at LSU
Chief of Staff: Tim Kaine	1st year at LSU
Special Assistant to the Head Coach: Tasmin Mitchell	6th year at LSU
Director of Player Development: Ronrico White	1st year at LSU
Director of Recruiting: Jeff Moore	1st year at LSU
Strength & Conditioning Coach: Brian Puckett	1st year at LSU
Video Coordinator: Mike Chapman	1st year at LSU
Athletic Trainer: Shawn Eddy	27 (18 with Men's Basketball)
Administrative Asst: Brittany Carvalhido (Oklahoma State, 2005)	15 (13 with Men's Basketball)

PRONUNCIATION GUIDE

Matt McMahon -- Mack-Man (like former Tonight Show sidekick Ed McMahon or for younger types like WWE owner Vince McMahon); Mwani -- Mm-wah-nee; Egemo -- Egg-uh-moe; Benhayoune -- Been-uh-yoon; Trae -- Tray; Helotes -- huh-LOW-tuhs.

HOW THE TIGERS WERE BUILT

Via TRANSFER PORTAL

Kendal Coleman -- from Northwestern State
Derek Fountain -- from Mississippi State
Trae Hannibal -- from Murray State
Cam Hayes -- from NC State
Justice Hill -- from Murray State

Via RETENTION

Adam Miller -- Redshirt Sophomore
Mwani Wilkinson -- Junior
Justice Williams -- Sophomore
Adam Benayoune -- walkon sophomore
Brandon Egemo -- walkon junior

Via SIGNING

Shawn Phillips (HS Signee)
Jalen Reed (HS Signee)
Tyrell Ward (HS Signee)
Cornelious Williams (HS Signee)
Austin Montgomery (HS Walkon)

TRANSACTIONS

Cornelious Williams has been out most of the preseason with an injured left shoulder ... Probable redshirt candidate ... Justice Williams left the game on Nov. 17 with a left ankle injury, did not play for five games ... Returned to play vs. WF (12/10) ... Cam Hayes left game with NCCU (12/13) late with cramps ... Played in the Winthrop game..

A FEW NUMBERS AND NOTES TO START WITH:

- 3 -- Not counting walkons, the Tigers returned just three scholarship players from last season -- 2 who were actually able to play. Adam Miller missed the entire season after an ACL injury.
- 2 -- Number of LSU basketball head coaches (not including interims) to get a win their first SEC season opener (Matt McMahon (2021); Dale Morey (1943).
- 41 -- Number of wins over AP top ten programs since 1948-49.
- 89 -- Number of wins over AP poll team since 1948-49.
- 49 -- Wins in regular season SEC games since the start of 2018-19 season -- tied for 2nd most wins in the SEC.
- 23 -- LSU wins in regular season SEC home games since the start of the 2019-20 season -- Most in the league.
- 137-21 -- Record when holding opponents to 70 points or less since the start of the 2012-13 season (9-2 this season).
- 136-41 -- Record since start of 2012-13 season when outrebounding the opponent (7-0 this season).
- 104-9 -- Record since start of 2007-08 season when shooting 50 percent or more in a game (2-0 this season).
- 17 -- Current number of consecutive wins when shooting 50 percent or more in a game.
- 92-0 -- Record since 1966-67 when LSU has a 20+ point lead at halftime (2-0 this season).
- 386 -- Wins for LSU when FT makes is more than opponents FT Attempts (386-55, 87.5%) since 1966-67.
- 32 -- Number of double doubles in his career for KJ Williams (5 this season)
- 60 -- Number of points KJ Williams needs for 2,000 in his career.
- 106 -- Career wins for KJ Williams at Murray State and LSU.
- 97 -- Career double figure scoring games for KJ Williams at Murray State and LSU.
- 7.3% -- LSU returned 7.3% of its scoring from last season among Mwani Wilkinson, Justice Williams, Parker Edwards, Brandon Egemo and Adam Benhayoune.
- 9 - Shot clock violations this season ... Tigers led Division I last season drawing 38 shot clock violations, 4 more than any other school in D1
- 3 -- In a statistical anomaly against Ark. State (11/12), only three Tigers registered field goal makes in the win -- Adam Miller, Justice Hill and KJ Williams.
- 11 -- Number of players who made field goals in the UNO game (11/17).
- 6 -- No. of 2 Pt FGs allowed by LSU vs. Akron (11/22) in Cayman Islands. Second time since 1953 that LSU has held an opponent to six two-point field goals in a game.
- 67.7 -- Shooting percentage in second half in win versus Winthrop (12/17) ... LSU was 21-of-31 from the field.
- 4 -- Number of games with double figure three-pointers this season.

WON-LOST MARGIN IN GAMES THIS SEASON

MARGIN	1	2	3	4	5	6	7	8	9	10	11	12	13	14	15	16	17	18	19	20	21	22	23	24	25	26	27	28	29	30	31-plus
Won by	1	2	2					1	1	1	1	1				1													1		
Lost by	1	1											1																		

A NEW DAY FOR LSU BASKETBALL

What all began in 1909 has now begun its 115th season of play as LSU Basketball enters a new age under Coach Matt McMahon. The proven winner from Murray State has had to build a roster completely from scratch as players after the 2021-22 season left for NBA dreams, end of eligibility and the transfer portal. As listed above in some 46 days, Coach McMahon has been able to rebuild his roster from 0 to 16 players which includes 13 scholarship players and three walk-ons. Three players on scholarship returned to be a part of this new day of Tiger basketball -- Mwani Wilkinson, Justice Williams and Adam Miller. Miller is the only one that didn't play last year, having torn an ACL just prior to the team's exhibition contest a year ago.

So, after a combined 36 years of Dale Brown and John Brady, Matt McMahon is the fourth LSU Basketball head coach in the last 15 seasons.

TIGERS PICKED EIGHTH IN SEC

The media panel of regional and national media picked the Tigers eighth in the preseason standings poll announced at SEC Tipoff in October. The selections by the media:

1. Kentucky; 2. Arkansas; 3. Tennessee; 4. Auburn; 5. Alabama; 6. Texas A&M; 7. Florida; **8. LSU**; 9. Ole Miss; 10. Mississippi State; 11. Missouri; 12. Vanderbilt; 13. Georgia; 14. South Carolina

THE RECENT GAMES

GAME 15 -- TEXAS A&M 69, LSU 56 | January 7, 2023 | REED ARENA | BRYAN-COLLEGE STATION, TEXAS

RECAP: The Tigers were never able to get anything going against the more physical Aggies and despite making nine three pointers, the Tigers were 5-of-14 on dunks and layups as the Aggies had a 42-10 advantage in points in the paints. The Tigers were down 11 at the half after shooting 4-of-14 (28.6%) from both the arc and inside the arc. Meanwhile Texas A&M was making 13-of-28 in the first half. They would improve to 13-of-26 in the second half (12-of-18 inside the arc) ... LSU made 5-of-8 three-pointers in the second half to finish with nine.

Adam Miller made five three-pointers for the second straight game in scoring 16 points, while KJ Williams and Cam Hayes had 10 points each. Williams was able to get his 1,000th career rebound late in the first half. Miller was 5-of-8 from the arc. The Tigers had 11 steals with Justice Hill getting five steals. Tigers' Trae Hannibal had his first LSU start on Saturday (9 points, 4 assists).

Jan. 7, 2023	PTS	FG	FGA	PCT	3FG	3FGA	PCT	FT	FTA	PCT	OR-DR-TR	HI SCORER	HI REBOUND	HI ASSIST
LSU	56	17	49	.347	9	22	.409	13	18	.722	8-19-27	Miller 16	KJ Williams 8	Hannibal 4
TEXAS A&M	69	26	54	.481	4	16	.250	13	19	.684	12-26-38	2 with 17	Marble 9	Taylor 6

GAME 14 -- KENTUCKY 74, LSU 71 | January 3, 2023 | RUPP ARENA | LEXINGTON, KENTUCKY

RECAP: The Tigers fought hard against the Wildcats and every time it seemed Kentucky would put the game in a safe distance, here came the Tigers to get within site of the lead. LSU trailed by 10 in the second half but twice cut the lead to one at 67-66 with 1:58 to play and again at 72-71 with nine seconds remaining ... Kentucky made two free throws with 3.4 seconds left to ice the contest and the final margin. The Tigers only turned the ball over nine times and shot 49.1 percent from the field and 44.0 percent from the arc, making 11 three-point field goals.

KJ Williams led all scorers with 23 points on 8-of-13 from the field, including four three-point goals in 36 minutes. Adam Miller hit five three pointers to tally 15 points while reigning SEC POW Trae Hannibal showed his driving ability to the goal, making 5-of-6 shots for 12 points and four assists. Cam Hayes finished with 11 points. It was the first time this season, the Tigers had more than three people in double figure scoring, with four in the game.

Jan. 3, 2023	PTS	FG	FGA	PCT	3FG	3FGA	PCT	FT	FTA	PCT	OR-DR-TR	HI SCORER	HI REBOUND	HI ASSIST
LSU	71	26	53	.491	11	25	.440	8	10	.800	5-17-22	KJ Williams 23	Fountain 8	Hannibal 4
KENTUCKY	74	28	54	.519	7	18	.389	11	14	.786	10-21-31	Toppin 21	Tshiebwe 16	Wheeler 9

GAME 13 -- LSU 60, ARKANSAS 57 | December 28, 2022 | PETE MARAVICH ASSEMBLY CENTER | BATON ROUGE, LOUISIANA

RECAP: The Tigers, before over 10,000 at the Maravich Center, made the most of Coach Matt McMahon's first SEC game as head coach at LSU, upsetting No. 9 Arkansas, 60-57 ... The teams were able to stop each other in the first half as both teams shot under 30 percent, including LSU holding Arkansas to 0-for-13 from the arc ... LSU led by five, 24-19, at the half ... In the second half, both teams shot much better, including 53.6 percent (15-28) in the final 20 minutes ... LSU trailed by as much as six twice in the second half, the last time, 42-36, with 9:20 to go in the game ... LSU would score the next eight points to go up 44-42 ... The game would be tied four more times before LSU was able to take the lead for good on a three-point play by Derek Fountain with 2:28 to play.

Fountain would record his second college double double with 14 points and 10 rebounds, while Trae Hannibal off the bench in 23 minutes hit 9-of-14 field goals to score 19 points. LSU had 40-of-its-60 points in the paint ... Each team turned the ball over 10 times, but LSU had a 13-4 advantage in points off turnovers.

Dec. 28, 2022	PTS	FG	FGA	PCT	3FG	3FGA	PCT	FT	FTA	PCT	OR-DR-TR	HI SCORER	HI REBOUND	HI ASSIST
ARKANSAS	57	24	65	.369	4	25	.160	5	10	.500	13-31-44	Davis 16	Mitchell 12	Black 4
LSU	60	25	62	.403	4	17	.235	6	12	.500	9-30-39	Hannibal 19	Fountain 10	Hayes 3

GAME 12 -- LSU 72, ETSU 68 | December 21, 2022 | PETE MARAVICH ASSEMBLY CENTER | BATON ROUGE, LOUISIANA

RECAP: The Tigers consistency issues came up in the second half after playing one of its better first halves defensively in opening up a 37-24 halftime advantage ... But ETSU was able to come back on LSU in the second half, getting to within two in the closing moments as the Bucs shot 54.3 percent in the second half ... LSU turned the ball over 16 times, but ETSU was only able to get 12 points off the turnovers while LSU made it even getting 12 points off 12 ETSU TOs.

KJ Williams continued his strong play of late, with his second 20-10 game of the season, scoring 28 points with 12 rebounds. Williams was 11-of-18 from the field with three treys made to go with three assists and three steals ... Derek Fountain had 11 points and eight rebounds ... LSU shot 47.4 percent overall after making 13-of-23 field goals in the first 20 minutes. LSU was also improved from the line, making 12-of-15.

Dec. 21, 2022	PTS	FG	FGA	PCT	3FG	3FGA	PCT	FT	FTA	PCT	OR-DR-TR	HI SCORER	HI REBOUND	HI ASSIST
ETSU	68	28	62	.452	4	21	.190	8	13	.615	10-22-32	Taylor 22	Taylor 7	King 5
LSU	72	27	57	.474	6	21	.286	12	15	.800	10-26-36	KJ Williams 28	KJ Williams 12	Hill 5

SOME MATT MCMAHON NUMBERS

Coach Matt McMahon has now won 43-of-49 games dating back to the start of the 2021-22 season. Coach McMahon was 31-3 last year at Murray State and 12-3 this year so far at LSU.

Matt McMahon has now won the last 19-of-21 conference games he has coached entering the weekend, going 18-0 last year at Murray State in the OVC and 1-1 in the SEC this season to date. In his eight years as a head coach, McMahon is 94-33 in conference games.

HOME WIN STREAK ON LINE NOW AT 13

The Tigers have won 13 straight games at the Maravich Center dating back to the last four games of the 2021-22 season. Nationally, this ranks T17.

Kentucky (28 games), Auburn (27), Tennessee (24), Arkansas (18) and LSU (13) are the five SEC schools with present winning streaks of 13 games or more at home. LSU's 13-game win streak is now tied for ninth longest in the 50-plus years of play in the Maravich Center:

23 – 15 games 1980-81 season; First 8 games of the 1981-82 season

18 – three times

17 – Last 3 games 2007-08 season; First 14 games 2008-09 season

16 – Last 4 games 1991-92 season; First 12 games 1992-93 season

14 – twice

13 – five times including last four games 2021-22 season; First nine games 2022-23 season

FINALLY, FOUR

For the first time this season, LSU had more than three players in double figures in a game as four scored 10 or more at Kentucky (1/3). KJ Williams had 23, Adam Miller 15, Trae Hannibal 12 and Cam Hayes 11.

A total of 10 times, three players have been in double figures and three times just two.

CLOSE GAMES

The three-point battle with both Arkansas (12/28) and at Kentucky (1/3) weren't a rarity for this new group of LSU Tigers as they have played seven games with a final margin of four points or less. LSU is 5-2 in those games with the losses the clock mismanaged finish two-point loss to Kansas State in the Cayman Islands Classic championship event and the loss by three to Kentucky.

LSU has played three other games of 10 points or less with a 3-0 record in those games.

Consistency for longer periods of time has been a constant message for this LSU team and that consistency may have shown more defensively in the win over Arkansas.

But in some of these close games, the Tigers have had to rally for wins:

Vs. Wofford – Wofford up five, 71-66, with 4:26 left in the game, LSU rallied to win, 78-75

Vs. UT Arlington – UTA up four, 6:49 left in the game, LSU rallied to win, 63-59

Vs. Wake Forest – WF was up 39-19 with 4:16 to go in first half; down 8 at the half; rallied to win 72-70

Vs. Arkansas – Ark was up six twice midway through 2nd half, LSU rallied to win, 60-57

TUESDAY'S OPPONENT

Two of the new coaches in the Southeastern Conference will meet in the opening game of the night on the SEC Network. Todd Golden is in his first year after serving as head coach at San Francisco, while of course, Matt McMahon comes from Murray State.

The Gators are 8-7 overall and 1-2 in the SEC after a home win against Georgia on Saturday, 82-75. Kyle Lofton had 18 points, Will Richard 14, Myreon Jones 13 and Colin Castleton and Kowacie Reeves 12 each. The Gators shot over 49 percent, making 30-of-61 with seven treys and 15-of-17 free throws. The Gators had a 42-26 advantage in points in the paint and the Gators bench scored 35 points. Georgia out rebounded Florida, 40-35.

For the season, Castleton is averaging a team best 14.7 points and 7.5 rebounds, while Reeves is at 10.2 points and Will Richard 10.1 points per game.

LSU leads the overall series, 66-50 with LSU winning the only meeting, 64-58, on Jan. 12 a year ago in Gainesville. LSU has won four-of-the-last-10 meetings. This will be the first game in Baton Rouge since Jan. 21 of 2020 (LSU win 84-82). The teams were supposed to meet away-and-home in 2021 but the home game was cancelled by a health outbreak in the Florida program.

LSU leads the series, 37-15, in games played in Baton Rouge.

LSU'S LAST 5

LSU is 3-2 in the last five games, with KJ Williams averaging 17.4 points and 6.8 rebounds. Adam Miller is averaging 12.2 points with Cam Hayes at 10.4 and Trae Hannibal at 10.2.

The Tigers are shooting 45.6 percent in the last five games (130-285), while opponents are 137-of-295 (46.6%). LSU has made 41 three-pointers in the last five games compared to 30 for opponents. The Tigers are 36.6 percent from the arc (\$1-112) and opponents are 30-of-106 (28.3 percent).

LSU is averaging 31.8 rebounds a game, compared of 34.6 rebounds for opponents. LSU has 70 assists to 60 turnovers in the last five games. LSU has scored 348 points while giving up 349 in five games.

REBOUNDS

The Tigers have struggled on the boards in the three conference games with 88 rebounds (a 29.3 average per game). But opponents have grabbed 31.7 rebounds a game (113 rebounds). Opponents have a 35-22 advantage in offensive rebounds.

Texas A&M out rebounded LSU, 38-27, in the game on Saturday. In the other conference games, LSU was outrebounded, 31-22, by UK (1/3) and Arkansas (12/28) out rebounded the Tigers, 44-39.

POINTS IN THE PAINT

In the three conference games, opponents have a 112-76 advantage in points in the paint. Texas A&M kept LSU out of the paint in the game on Saturday, outscoring LSU 42-10.

LSU did have the advantage in the paint in the game the Tigers won over Arkansas (12/28), 40-36.

BENCH SCORING

The Tigers bench has come up with some big points for LSU in the first three conference games, especially against Arkansas (12/28) and at Kentucky (1/3) when Trae Hannibal was coming off the bench:

Vs. Arkansas – LSU 25 bench points, Arkansas 0

At Kentucky – LSU 16 bench points, Kentucky 4

At Texas A&M – LSU 9 bench points, TAMU 1

SEC Game Totals – LSU 50 bench points, Opponents 5

TRAE HANNIBAL MOVES TO STARTING LINEUP

After a successful start to SEC play, the senior transfer from Murray State was named SEC Player of the Week (1/2) after his play in the win over Arkansas in which LSU rallied from six down in the second half to win by three.

Hannibal played 22 minutes off the bench, hitting 9-of-14 shots, including 6-of-7 in the second half, to finish with 19 points and six assists, along with a +/- team best number of +10.

Hannibal's game is coming off a screen and driving through traffic through the lane and scoring. He did that again at Kentucky (1/3) when his team needed it most.

Against the Wildcats he posted 12 points, playing 29 minutes off the bench, making 5-of-6 field goals to record 12 points and four assists. In his first start against Texas A&M (1/7), despite two early fouls, he was on the floor for 24 minutes, scoring nine points with five rebounds and four assists.

Hannibal has averaged 20.3 minutes a game and is averaging 6.3 points, 4.1 rebounds and 2.9 assists per game. In the league, he is averaging 13.3 points (second on the team) with 10 assists in the first three games. He is 16-of-29 from the field.

There have been several moments of contributions, even those that didn't count.

Hannibal apparently got the Tigers to overtime in the Cayman Islands against Kansas State (11/23), scoring the tying bucket that was later overruled when the clock operator failed to start the clock in the final 4.7 seconds.

He has three double figure scoring games coming off the Tiger bench this season.

Against Winthrop (12/17), Hannibal posted six assists and no turnovers in 21 minutes off the bench.

CAM HAYES EARNING PLAYING TIME AND STARTING SPOT

He's come a long way since the second game of the season when NC State transfer Cam Hayes didn't get off the bench (Coach's Decision). Since then there have been seven double figure scoring games and starts in the last six games.

In three of those games in December, Hayes had 13 points, 6 rebounds, no turnovers against Wake Forest (12/10); 14 points, 7 rebounds vs. NCCU (12/13) and 25 points, 4 treys against Winthrop (12/27).

Hayes against Kentucky (1/3) started 2023 off right with 11 points on 3-of-5 shooting, including a big three-pointer in the corner in the second half and then three free throws when fouled on a distance attempt in the final half minute. He followed with a 10-point game against A&M (1/7).

At NC State, Hayes averaged 7.8 points in 20-21 and 7.0 points in 21-22. He shot 38.6 percent as a freshman and 33.5 percent as a sophomore. So far in 15 LSU games, Hayes is 42-of-83 from the field or 50.6 percent. He is also 17-of-43 from the arc and 80.8 percent at the line (21-26).

Hayes at LSU is averaging 8.7 points, 2.0 rebounds and 2.0 assists. He has had six games of three or more assists. In the last eight games, his scoring average has gone from 6.0 points per game average to 8.7.

ALL-TRANSFER TEAM

At the beginning of the New Year Jeff Goodman (@Goodman Hoops) put out his All-Transfer Team for the opening part of the season and KJ Williams was on the list.

"Williams followed Matt McMahon from Murray State to LSU and Williams has been even better so far, going from a 33 percent shooter from beyond the arc to 49 percent," wrote Goodman.

It is now just five to go for the first of the milestones.
KJ Williams is in the hunt for 2,000 career points and 1,000 career rebounds between Murray State and LSU.

1000 REBOUNDS MADE; 2000 POINTS NEXT

Against Texas A&M (1/7), late in the first half, fifth year senior KJ Williams recorded his fifth rebound of the game, his 1,000th of his career. He had eight for the game, putting him now at 1,003 career boards.

And with three-of-the-next-four games at the Maravich Center, it is possible that Williams could become a 2,000-1,000 college basketball players in one of those games. He enters the Florida game on Tuesday with 1,940 points in 139 career games, a 14.0 scoring average.

So, the number is 60 and going down.
Unofficially, 122 players in college basketball have hit the 2,000-1,000 mark in their careers entering the 2022-23 season including some of the biggest names in the history of the game. Among those of interest in Louisiana would be of course Rudy Macklin of LSU (1976-81) who had 2,080 points and 1,276 rebounds.
Also, from schools in Louisiana are Shawn Long at UL-Lafayette (2012-16) with 2,342 points and 1,447 rebounds; Reggie Jackson at Nicholls (1991-95) with 2,124 points and 1,271 rebounds; Willie Jackson of Centenary (1980-84) with 2,535-1,013; Calvin Natt of ULM (1975-79) with 2,581-1,281; and Robert Parish of Centenary (1973-76) with 2,334 points and 1,820 rebounds.

THE STARTS, THE WINS, DOUBLE DOUBLES AND MORE FOR KJ

Two milestones in this five-year career of KJ Williams took place on against Wofford (11/27) as the Tigers won 78-75.

The game marked his 100th win of his college career in games he has played in. He came to LSU with 94 wins in games he participated in at Murray State, and now has 106 and counting.

While his consecutive double figure streak was stopped against Arkansas (12/28) at nine games, he has 97 total for his college career (13 this season).

KJ now has 105 college starts between Murray State and LSU and he has started every game (75) over the 2020-21, 2021-22 and now 2022-23 seasons.

And, when he made his one three-pointer against NCCU (12/13) (with 1:09 to go in the first half), it was his 100th career three-point field goal made. He is now at 111 career made three-pointers.

Earlier in the year against Wake Forest (12/10), he made 7-of-9 three-pointers. He is 29-of-59 for the season from the arc (49.2 percent) and overall 106-of-193 (54.9%).

Here are the Williams double doubles this season:

- Vs. Kansas City (11/9) – 13 points, 14 rebounds**
- Vs. Kansas State (11/23) – 17 points, 10 rebounds**
- Vs. vs. Wake Forest (12/10) – 35 points, 10 rebounds**
- Vs. NC Central (12/13) – 18 points, 12 rebounds**
- Vs. ETSU (12/21) – 28 points, 12 rebounds**

Entering play on the week, Williams was third in career double doubles among active SEC players:

- Oscar Tshiebwe, Kentucky – 48
- Jayveous McKinnis, Ole Miss – 38
- KJ Williams, LSU – 32**

For the season, Williams' five doubles is second behind Tshiebwe's eight.

FOUR IN MAJOR SEC NUMBERS, INCLUDING KJ WILLIAMS

Entering play on the week, there are four players that at this point in the season are in the top 10 in the Southeastern Conference in points, rebounds and field goal percentage:

- Brandon Miller, Alabama – 1st – 19.07 points; 4th – 8.47 rebounds; 9th – 43.3 FG Pct.
- KJ Williams LSU – 2nd – 18.20 points; 6th – 7.67 rebounds; 4th – 54.9 FG Pct.**
- Oscar Tshiebwe, Kentucky – 5th – 15.77 points; 1st – 13.23 rebounds; 2nd – 58.7 FG Pct.
- Colin Castleton, Florida – 10th – 14.73 points; 7th – 7.47 rebounds; 7th – 48.8 FG Pct.

ADAM MILLER

Adam Miller continues to look for the scoring consistency he was showing in the early part of the season as the calendar turns to league play.

He may be beginning to get it going again, having made 11 in the three conference games, five each in the Kentucky (1/3) and A&M games (1/7). For the season, Adams has made 39 three-pointers this season.

Miller earned all-tournament honors in the Cayman Islands Classic after averaging 15.7 points, 1.3 rebounds and 2.0 assists in the three games of the tournament. He had a best of 23 against Akron when he hit five three-pointers in the Tigers semifinal wins.

Against Wofford (11/27), he was important for the Tigers rallying win, hitting a late three-pointer that gave the Tigers the winning points in the game.

The Wofford game was the third time that Miller has scored over 20 points this season and the second time he scored 26 (vs. Arkansas State, 11/12; Wofford, 11/27).

SCORING BREAKDOWNS

CLASS	PTS	PCT.
Freshmen	52	4.9
Sophomores	237	22.3
Juniors	298	28.0
Seniors/Grads	476	45.7
SCORING	PTS	PCT.
Starters	787	74.0
Bench	276	25.9
POINTS IN PAINT	PTS	APG
LSU	448	29.9
Opponents	470	31.3
POINTS OFF TO	PTS	APG
LSU	222	14.8
Opponents	180	12.0
SECOND CHANCE POINTS	PTS	APG
LSU	132	8.8
Opponents	159	10.6
BENCH SCORING	PTS	APG
LSU	276	18.4
Opponents	181	12.1
FT% LAST 4 MINUTES	OVERALL	PCT
LSU (6-10, .600, SEC)	30-44	.682
Opponents (8-12, .667, SEC)	34-51	.667
FG% LAST 4 MINUTES	OVERALL	PCT
LSU (10-17, .588, SEC)	40-80	.500
Opponents (6-17, .353, SEC)	29-74	.392
3FG% LAST 4 MINUTES	OVERALL	PCT
LSU (2-4, .500, SEC)	11-30	.367
Opponents (1-6, .167, SEC)	5-29	.172

DOUBLE FIGURE SCORING GAMES --

(43) -- KJ Williams 13, Adam Miller 10, Cam Hayes 7, Derek Fountain 6, Juice Hill 5, Trae Hannibal 3

DOUBLE DOUBLE -- KJ Williams 5, Derek Fountain 2

20-POINT GAMES (Season) -- (8) --
KJ Williams (4) 33 (vs. Illinois State); 35 (vs. Wake Forest); 28 (vs. ETSU); 23 (at Kentucky).
Adam Miller (3) 26 (vs. Ark. St.), 23 (vs. Akron); 26 (vs. Wofford).
Cam Hayes (1) 25 (vs. Winthrop)

OPENING JUMP BALL CONTROLLED
-- LSU 7, Opponents 8

SCORED FIRST LSU POINTS --
Wilkinson 3, KJ Williams 3, Miller 5, Hill 1, Hayes 3

PLAYERS SCORING IN DOUBLE FIGURES BY GAME						
0	1	2	3	4	5/more	
		3	11	1		

POINTS BY POSSESSION STATS

OPPONENT	OFF PPP	DEF PPP
Kansas City	1.072	0.851
Arkansas St.	1.000	0.825
New Orleans	1.282	0.849
Illinois State	1.000	0.813
Akron	0.984	0.935
Kansas State	0.894	0.897
Wofford	1.219	1.190
UT Arlington	0.984	0.952
Wake Forest	1.075	1.045
NCCU	1.015	0.864
Winthrop	1.348	1.157
ETSU	1.043	1.015
Arkansas	0.896	0.891
Kentucky	1.203	1.345
Texas A&M	0.903	1.095

LSU Offensive PPP High: 1.348 vs.

Winthrop

LSU Offensive PPP Low: 0.894 vs. KState

LSU SEC Offensive PPP High: 1.203 vs. UK

LSU SEC Offensive PPP Low: 0.896 vs. Ark.

Opp. Offensive PPP High: 1.345 by UK

Opp. Offensive PPP Low: 0.813 by Ill. St.

Opp. SEC Offensive PPP High: 1.345 by UK

Opp. SEC Offensive PPP Low: 0.891 by Ark

LAYUPS AND DUNKS

OPPONENT	LSU	OPP.
Kansas City	12-21	12-21
Arkansas State	9-22	12-21
New Orleans	16-22	13-20
Illinois State	16-22	14-21
Akron	8-13	6-11
Kansas State	11-14	13-19
Wofford	14-19	14-19
UT Arlington	8-21	15-28
Wake Forest	15-22	20-24
NCCU	18-28	11-22
Winthrop	16-23	18-29
ETSU	16-24	14-21
Arkansas	20-37	15-24
Kentucky	11-15	15-17
Texas A&M	5-14	20-22

TOTALS **195-327** **213-319**
PCT. **59.6%** **66.8%**

Against Kentucky (1/3), Miller was able to hit five threes in a 15-point effort. His five treys were part of a 16-point night at A&M. He has hit four or more treys in a game this season six times:

6 – vs. Wofford (11/27)

5 – at Texas A&M (1/7)

5 – at Kentucky (1/3)

5 – vs. Akron (11/22)

4 – vs. Arkansas State (11/12)

4 – vs. Kansas City (11/9)

Miller hadn't played in a counting regular season game since March of 2021 when Illinois played its final game of the 2020-21 season. He transferred to LSU but tore his ACL prior to the team's exhibition game and missed the entire 2021-22 season. He was medically cleared during the summer for a full go this season and Tiger fans couldn't be happier.

Miller has started all 46 games he has played in (31 at Illinois) and is averaging 13.3 points per game (second on the team) to go with 2.0 rebounds and 1.5 assists.

JUSTICE HILL

Justice Hill is in his third year of playing for Coach McMahon as he helped guide the Racers for two seasons, including last year when the team was 31-3.

Hill came off the bench for the first time this season at A&M (1/7), playing 29 minutes, making 2-of-4 field goals, both treys with two assists and five steals. The five steals is the tops this season by an LSU player.

Justice Hill's fake of the defender and drive through an open lane was a game-winner for the Tigers against Wake Forest (12/10) with 1.2 seconds to play at Holiday Hoopsgiving.

Hill hit three three-pointers in each of the last two games to score nine in 27 minutes against Winthrop (12/17) and nine against ETSU (12/21) in 35 minutes. He had three assists against Winthrop and five assists against ETSU, his sixth game of five assists or more this season.

He is averaging 3.5 assists a game with an assist-to-turnover ratio of 2.3. He has 53 assists and 23 turnovers.

Hill had seven assists in the opening game and added 11 points. He was in double figures again against UNO (11/17) with 12 points, five assists and three steals and an early season best +32 in plus-minus numbers.

He recorded his season high points game against Akron (11/22) with 14 points on 5-of-11 shooting.

Hill's first three-pointer at A&M (1/7) was the 100th of his Division I basketball. In his three years (two at Murray State and one at LSU) he has 319 career assists and 132 turnovers. He is averaging 7.5 points and 1.8 rebounds at LSU.

DEREK FOUNTAIN

Derek Fountain moved into the starting lineup before the Wake Forest game (12/10) and has posted very good numbers with double figures in four of the seven contests, including his two collegiate double doubles:

Vs. Wake Forest – 30 minutes, 11 pts, 5 rebs, 4-5 FGs, 3 FTs, 4 steals

Vs. NCCU – 30 minutes, 17 pts, 14 rebs, 6-9 FG, 5 FTs, 2 blks, 1 steal

Vs. ETSU – 27 minutes, 11 pts, 8 rebs, 4-5 FG, 2 asts, 1 steal

Vs. Arkansas – 29 minutes, 14 pts, 10 rebs, 5-9 FG, 1 asts, 1 steal

Fountain is averaging 7.3 points, 5.7 rebounds and 1.5 steals a game. His average in the last eight games has gone from 4.7 to 7.3 points. His rebound average has gone from 3.4 rebounds to 5.7.

Fountain's best season of his two at Mississippi State was the 2020-21 campaign when as a freshman he started 10-of-19 games and averaged 5.4 points. Ironically, his career high came against LSU in Baton Rouge when he scored 20 points.

In SEC games, Fountain is averaging 7.0 rebounds, most on the team and 7.3 points per game.

JALEN REED

The freshman from Jackson, Mississippi started the first eight games before coming off the bench since then but continuing to play double figure minutes.

His best game came against UNO (11/17) when he scored eight points, hitting all three field goal attempts in 21 minutes. He added six rebounds and a steal in the game.

For the season, Reed is averaging 2.9 points and 2.8 rebounds. He is averaging 16.2 minutes a game. Reed is the son of the late SEC star Justin Reed, who played at Ole Miss (2000-04).

MWANI WILKINSON

Mwani Wilkinson elected to come back to the LSU program after briefly entering the transfer portal following the 2021-22 season. He is the veteran scholarship returnee, having been a part of the Tiger team in both 2020-21 and 2021-22. He has been a part of two NCAA teams and a team that went to the finals of the SEC Tournament in 2021.

Wilkinson had a good opening night (11/9) for the Tigers with nine points making 3-of-4 three-pointers, tying his career highs in treys made in a 22-minute start for LSU.

Wilkinson is averaging 2.6 points and 1.6 rebounds. Wilkinson is 8-of-18 from the arc.

KENDAL COLEMAN

Coleman played 11 minutes against Wofford (11/27), making both field goal attempts and 3-of-3 at the line to finish with seven points, his second highest total of the season.

In the next game against UTA (12/2), Coleman played 13 minutes, making 3-of-4 field goals to again score seven points with six rebounds.

Against NCCU, he made the most of his six-plus minutes, making both field goal attempts with a rebound and a block. It has been the case when asked, Coleman has made the most of his minutes. In the Winthrop game (12/17), Coleman made 2-of-4 from the field with five points and two blocks and for the second time this season grabbing seven rebounds.

The Northwestern State transfer is averaging 2.3 points and 2.4 rebounds

Coleman's season high at LSU was eight points versus Illinois St. in the Cayman Islands (11/21).

JUSTICE WILLIAMS

He hadn't been on the court since the Nov. 17 game against UNO where he suffered an injured left ankle, but when called upon to return to action against Wake Forest (Dec. 10) after missing five games, sophomore Justice Williams was ready.

Last season, he missed the entire non-conference schedule as a freshman before being thrust into action due to other injuries at the start of conference play.

Williams played 17 minutes against the Demon Deacons, scoring five points with a rebound, two assists and a steal.

He has scored in every game since his return in early December.

For the season, Williams is averaging 3.4 points. He has already made more field goals (15) than last year and his 34 points is equal to the 34 he scored last year.

SHAWN PHILLIPS

The freshman, saw his first action since Nov. 21 against Arkansas (12/28) and his longest stint of the season with close to five minutes with an offensive rebound. He also played three minutes at Kentucky.

For the season, Phillips has played in seven games.

TYRELL WARD

Dematha Catholic freshman Tyrell Ward has seen action in seven games this season and 5.2 minutes per game. He played 10 minutes in the win over New Orleans in November, scoring three points.

TURNOVERS - ASSISTS

The Tigers were finally able to keep turnovers in the single digits against Wake Forest, recording only seven in the Dec. 10 game. Against one of the top teams in forcing turnovers and points off turnovers in Arkansas (12/28), the Tigers turned the ball over 10 times and the Razorbacks only got four points off turnovers.

And the news was good again against Kentucky (1/3) as in Rupp Arena, the Tigers turned the ball over just nine times, the second time they were in single digits this season.

LSU turned the ball over 15 times against A&M (1/7) which resulted in 17 points off turnovers for the Aggies.

After posting a negative assist-to-turnover ratio in the first eight games of 102 assists and 111 turnovers, in the last seven games the Tigers have dished out 103 assists and 78 turnovers. For the season, the Tigers are averaging 13.7 assists and 12.6 turnovers, while opponents are averaging 11.5 assists and 13.9 turnovers.

STEALS

Last year, the Tigers had their best season ever at stealing the basketball with 373 steals.

The Tigers had its third game with double figure steals on Saturday at A&M (1/7) with 11.

So far this season, LSU has also been good at getting steals with 124 steals, an average of 8.3 per game. LSU had a season high of 17 against UNO (11/17). Opponents have only recorded 82 steals.

SHOT CLOCK VIOLATIONS

Last year, LSU was the Division I leader in shot clock violations drawn according to @CBBAnalytics with 38, four more than Richmond and Virginia in college basketball. The total so far this season is nine.

FIELD GOAL PERCENTAGE

Last year, LSU was 16-1 when opponents shot under 40 percent and LSU is 4-0 this year in that category as Kansas City (32.8%), Arkansas State (38.6%), Akron (25.9%) and UTA (37.5%) have shot under 40 percent overall.

The Tigers are 56-2 since the start of the 2017-18 season when opponents shoot under 40 percent.

However, LSU was 6-10 last year when opponents shoot 40 percent or better from the field. LSU is 7-3 this season when teams shoot over 40 percent.

Offensively, the Tigers have won the last 17 games when shooting 50 percent or more in a game and LSU is 104-9 in the last 112 games when LSU shot 50 percent or better since the start of the 2007-08 season. The 50 percent games this season:

LSU vs. UNO (11/17) – 30-of-58, 51.7%

LSU vs. Wofford (11/27) – 28-of-53, 52.8%

LSU vs. Winthrop (12/17) – 35-of-64, 54.7%

FROM THE ARC

The Tigers last season shot just 31.6 percent from the arc and LSU has not shot over 35 percent from the arc since 2012-13 season.

But so far this year, LSU had been better from the three-point arc. For the season, LSU is 116-of-321 (36.1%).

LSU has hit double figure treys in three-of-the-last-seven games and four for the season:

12 vs. UNO

10 vs. Wake Forest

11 vs. Winthrop

11 at Kentucky

Tiger opponents are 91-of-324 (28.1 percent). LSU is 12th in the country in three-point percentage defense.

THE MARAVICH CENTER

The Tigers are in their 52nd season of play in the Pete Maravich Assembly Center, originally known as the LSU Assembly Center until 1988 when the building was renamed by government legislation followed by the untimely death of the star LSU player.

The Maravich Center is the fourth oldest continuous basketball arena in the league having hosted its first game in January 1972. Memorial Gym at Vanderbilt opened in 1952, Stegeman Coliseum at UGA in 1964 and Coleman Coliseum at Alabama opened in 1968.

LSU was 15-2 a year ago in the building and in 815 games the Tigers have an on-court record of 614-201

FALL 2022 LSU SIGNEES

Corey Chest, New Orleans, La. Link Academy, Brandon, Mo.

The four-star recruit will play this season at Link Academy in Brandon, Missouri. Chest (6-8, 210) played the 2021-22 season at Eleanor McMain High School in New Orleans. He is ranked No. 75 in the 247sports.com and 89 in their national composite rankings. He is listed No. 95 in the ESPN Top 100 for the class of 2023.

Chest was a Class 4A First Team All-State selection in Louisiana averaging 17 points, 10 rebounds, three assists and four blocks. McMain was 28-8 last season and reached the Class 4A title game each of the last two years.

This season, he is listed by 247sports as the No. 16-ranked power forward and No. 2 player in the state of Missouri. He was previously listed as the No. 1 player in the state of Louisiana for the class of 2023 at the end of the 2021-22 basketball season.

Chest also played in the NIKE EYBL circuit for team LIVOn-Fleur De Lis and played for former LSU star and NBA player, Randy Livingston.

Mike Williams, Baltimore, Md. Bishop Walsh HS

Williams, who will play for Bishop Walsh High School in Cumberland, Maryland, is listed at 6-3, 180 pounds and is listed at No. 96 in the nation by 247sports.com and 101 by On3.com.

Williams made a midseason switch to Bishop Walsh this past season which will play in the National Interscholastic Basketball Conference against some of the top schools in the country. In the 60th Alhambra Catholic Invitational Tournament, billed as the most prestigious Catholic high school tournament in the country, Williams averaged 16.7 points per game, 3.9 rebounds, 1.3 assists and 2.0 steals.

In the PrepHoops.com web site for Maryland, Williams is listed as the No. 4-ranked player in the state entering his senior season.

Williams was one of the prospects in the class to show great improvement this summer on the UAA Circuit with Team Thrill of Maryland which won Under Armour Association championship.

SEC PLAY WIN TOTALS

Since the start of the 2019-20 season, LSU's 23 SEC home wins is tied for the most in the league:

LSU 23

Auburn 23
Kentucky 22
Arkansas 22
Alabama 22
Tennessee 21

Since the start of the 2018-19 season, LSU has won 49 SEC games, third best in the league:

Kentucky 53
Tennessee 51

LSU 49

Auburn 47
Alabama 44
Arkansas 42

OVERALL WINNING SEASONS

LSU posted a fifth consecutive winning season in 2021-22 that gives LSU the fourth longest consecutive winning seasons run in program history:

1 1982-83 through 1992-93 – 11
2 1913-14 through 1921-22 – 9
3 2001-02 through 2006-07 – 6
4 2017-18 through 2021-22 – 5
4 2011-12 through 2015-16 – 5
4 1976-77 through 1980-81 --5

(75.3%) ... LSU is 283-157 in conference games (64.3%)

ITS A FATHER AND SON THING

There are a couple of guys who knows something about the Southeastern Conference because their fathers played in the league with good success.

Director of Player Development Ronrico White's father, Tony, was an All-America at Tennessee. Tony White played from 1983 to 1987 at Tennessee.

Then there is freshman Jalen Reed from Jackson, Mississippi, whose late dad, Justin, was an All-America at Ole Miss and the SEC Freshman of the Year in 2001. Justin Reed was an All-SEC selection in each of his four years at Ole Miss, guiding the Rebels to a first ever "Sweet Sixteen" appearance for the program.

THE HALF COURT FINISH

A feature on LSU Basketball social media has been the half court shots which conclude LSU's game-day practice or the final practice prior to a game. Here's who has hit the shot this season:

Derek Fountain, Cam Hayes, Juice Hill -- 2

KJ Williams, Jalen Reed, Trae Hannibal, Mwani Wilkinson, Adam Benhayoune, Parker Edwards, Adam Miller – 1 each

LSU OFF TO ALABAMA ON SATURDAY

The Tigers travel to Tuscaloosa on Saturday for a 3 p.m. game at Coleman Coliseum against the Alabama Crimson Tide. The game will be broadcast on the LSU Sports Radio Network and televised on ESPN.



TRAE HANNIBAL

Guard · 6-2 · 215 · Senior · TR · Elliott, South Carolina (Murray State)

0

Top Performances

Points	
Season:	19, vs. Arkansas, 12/28/22
Career:	20, at SE Mo. St., 2/26/22

Rebounds	
Season:	8, vs. Kansas City, 11/9/22
Career:	10, vs. UT Martin, 1/22/22

Field Goals Made	
Season:	9, vs. Arkansas, 12/28/22
Career:	9, vs. Arkansas, 12/28/22

3 PT FG Made	
Season:	1, vs. Arkansas, 12/28/22
Career:	2, twice

Free Throws Made	
Season:	5, twice
Career:	8, three times

Assists	
Season:	6, vs. Winthrop, 12/17/22
Career:	12, vs. Eastern Illinois, 1/20/22

Blocks	
Season:	1, vs. UT Arlington, 12/2/22
Career:	1, eight times

Steals	
Season:	4, vs. Kansas St., 11/23/22
Career:	4, four times

Minutes Played	
Season:	29, twice

Top Career Scoring Games

1. 20 – at Southeast Missouri State, 1/29/22
2. 19 – vs. Arkansas, 12/28/22
- 19 – vs. Middle Tennessee, 12/4/21
4. 18 – vs. San Francisco, 3/17/22
- 18 – vs. Tennessee Wesleyan, 12/15/21
6. 15 – vs. Southeast Missouri State, 12/30/21
- 15 – vs. James Madison, 11/24/21
- 15 – at Georgia, 2/27/21
- 15 – vs. Missouri, 2/20/21
10. 14 – vs. Morehead State, 1/29/22

Complete bio

Senior Season (2022-23)

12 points in the rallying win over Wofford (11/27) ... 4-of-6 field goals most of points coming late when LSU was down five ... Played 23 minutes or more in last three games ... Six assists, no turnovers in win over Winthrop (12/17) ... Spectacular game against Arkansas, making 9-of-14 field goals and scoring 19 points, one off his career high ... Named SEC POW for his efforts against Arkansas ... Followed that up with a 12-point effort at UK (1/3), making 5-of-6 field goals with four assists.

Hannibal's Game-by-Game Statistics

2022-23	OPPONENT	MIN	FG	3FG	FT	REB	PF/D	A	TO	BLK	STL	PTS	+/-
	Kansas City	19	1-3	0-0	5-9	8	3	2	2	0	1	7	+5
	Arkansas State	22	0-4	0-0	4-5	5	2	2	3	0	3	4	+1
	UNO	17	2-7	0-0	3-5	2	1	0	2	0	0	7	+2
	vs. Illinois State	14	0-2	0-0	0-0	4	3	4	3	0	0	0	+7
	vs. Akron	23	0-1	0-0	0-0	5	2	3	1	0	2	0	+8
	vs. Kansas State	28	1-1	0-0	0-0	5	2	4	1	0	4	2	-8
	Wofford	29	4-6	0-0	4-4	4	1	2	2	0	0	12	+11
	UT Arlington	20	1-3	0-0	5-7	4	3	4	4	1	0	7	+12
	vs. Wake Forest	4	0-2	0-0	0-0	0	1	0	0	0	0	0	-6
	NC Central	17	1-3	0-1	2-2	2	0	4	3	0	0	4	+1
	Winthrop	21	2-2	0-0	0-1	3	2	6	0	0	0	4	+6
	East Tennessee State	14	2-4	0-0	3-3	6	2	2	2	0	0	7	0
	Arkansas	22	9-14	1-2	0-2	6	0	2	1	0	0	19	+10
	at Kentucky	29	5-6	0-0	2-4	3	2	4	4	0	1	12	+5
	at Texas A&M	24	2-9	0-0	5-9	5	3	4	3	0	2	9	+1
	Florida												
	at Alabama												
	Auburn												
	Tennessee												
	at Arkansas												
	Texas Tech												
	at Missouri												
	Alabama												
	at Mississippi State												
	Texas A&M												
	at Georgia												
	South Carolina												
	Vanderbilt												
	at Ole Miss												
	Missouri												
	at Florida												
	SEC Tournament												

Hannibal's Career Stats

YEAR	GP-GS	MIN/AVG	FG-FGA	PCT.	3FG-FGA	PCT.	FT-FTA	PCT.	REB.-AVG	PF-FO	AST	TO	BLK	STL	PTS-AVG.
AT SOUTH CAROLINA															
19-20	26-0	326/12.6	39-92	.424	2-13	.154	24-40	.600	54-2.1	45-0	32	39	3	32	104-4.0
20-21	20-0	333/16.7	39-89	.438	7-13	.538	34-40	.850	64-3.2	36-0	40	42	1	20	119- 6.0
AT MURRAY STATE															
21-22	34-1	744/21.9	108-208	.519	4-13	.308	94-131	.718	173-5.1	53-2	84	65	3	40	314-9.2
LSU															
22-23	15-1	304/20.3	30-67	.448	1-3	.333	33-51	.647	62-4.1	27-0	43	31	1	13	94-6.3
TOTALS	95-2	1708/18.0	216-456	.474	14-42	.333	185-262	.706	353-3.7	161-2	199	177	8	105	631-6.6



CAM HAYES

Guard • 6-2 • 185 • Junior • TR • Greensboro, North Carolina (NC State)

1

Top Performances

Points	
Season:	25, vs. Winthrop, 12/17/22
Career:	25, vs. Winthrop, 12/17/22

Rebounds	
Season:	7, vs. NCCU, 12/13/22
Career:	7, vs. NCCU, 12/13/22

Field Goals Made	
Season:	8, vs. Winthrop, 12/17/22
Career:	8, vs. Winthrop, 12/17/22

3 PT FG Made	
Season:	4, vs. Winthrop, 12/17/22
Career:	4, three times

Free Throws Made	
Season:	5, vs. Winthrop, 12/17/22
Career:	8, vs. Louisiana Tech, 11/27/21

Assists	
Season:	6, vs. Wake Forest, 12/10/22
Career:	9, at Pittsburgh, 2/17/21

Blocks	
Season:	1, twice
Career:	2, vs. Texas Southern, 11/21/21

Steals	
Season:	2, three times
Career:	4, vs. Charleston So., 11/25/20

Minutes Played	
Season:	32, vs. Kentucky, 1/3/23

Top Career Scoring Games

- 25 -- vs. Winthrop, 12/17/22
- 20 -- at Notre Dame, 3/3/21
- 17 -- vs. UMass Lowell, 12/3/20
- 16 -- vs. North Carolina, 2/26/22
- 16 -- vs. Richmond, 12/17/21
- 16 -- vs. Oklahoma State, 11/17/21
- 16 -- at Virginia, 2/24/21
- 15 -- vs. Louisville, 12/4/21
- 14 -- at Georgia Tech, 2/15/22
- 14 -- vs. Louisiana Tech, 11/27/21

Complete bio

Senior Season (2022-23)

Hayes has his first double figure game as a Tiger, scoring 13 points with three treys in 16 minutes vs. UNO (11/17) ... Back-to-back double figure games with 10 vs. Illinois State (11/21) ... For the second time, scored 13 points this year, playing 28 minutes, hitting 5-of-10 field goals with six assists and non turnovers ... Got his first LSU start against NCCU (12/13), playing 28 minutes and scoring season high 14 points ... Career high of 25 vs. Winthrop (12/17), making 8-of-11 field goals with four three-pointers ... Hit a big three-pointer and later three free throws to give LSU a chance at an upset at Kentucky (1/3) ... Scored 11-points with two assists ... Second straight double figure game in league play against Texas A&M (1/7).

Hayes' Game-by-Game Statistics

2022-23	MIN	FG	3FG	FT	REB	PF/D	A	TO	BLK	STL	PTS	+/-
OPPONENT												
Kansas City	2	0-0	0-0	0-0	0	1	0	0	0	0	0	-3
Arkansas State	DNP-Coach's Decision											
UNO	16	5-7	3-5	0-0	0	1	3	1	1	0	13	+13
vs. Illinois State	21	3-5	1-3	3-4	3	2	0	5	0	2	10	+10
vs. Akron	16	1-3	1-1	4-5	1	2	3	1	0	1	7	+5
vs. Kansas State	13	1-2	1-1	0-0	2	2	0	3	0	0	3	-3
Wofford	14	1-3	0-0	1-2	1	1	2	0	1	1	3	+16
UT Arlington	18	2-6	0-2	3-4	1	3	0	0	0	0	7	+9
vs. Wake Forest	28	5-10	2-6	1-1	5	3	6	0	0	1	13	+14
NC Central	28	6-10	2-5	0-0	7	0	2	1	0	2	14	+9
Winthrop	31	8-11	4-6	5-6	1	0	4	1	0	2	25	+15
East Tennessee State	19	1-3	0-2	0-0	0	2	3	3	0	0	2	-2
Arkansas	27	2-7	0-3	0-0	5	0	3	0	0	1	4	-7
at Kentucky	32	3-5	2-4	3-3	0	2	2	1	0	0	11	+4
at Texas A&M	25	4-11	1-5	1-1	2	1	0	1	0	0	10	-12
Florida												
at Alabama												
Auburn												
Tennessee												
at Arkansas												
Texas Tech												
at Missouri												
Alabama												
at Mississippi State												
Texas A&M												
at Georgia												
South Carolina												
Vanderbilt												
at Ole Miss												
Missouri												
at Florida												
SEC Tournament												

Hayes' Career Stats

YEAR	GP-GS	MIN/AVG	FG-FGA	PCT.	3FG-FGA	PCT.	FT-FTA	PCT.	REB.-AVG	PF-FO	AST	TO	BLK	STL	PTS-AVG.
AT NC STATE															
20-21	23-14	540/23.5	61-158	.386	28-77	.364	30-41	.732	55-2.4	36-1	72	46	1	29	180-7.8
21-22	32-13	674/21.1	80-239	.335	25-100	.250	38-49	.776	74-2.3	45-1	67	45	4	25	223-7.0
AT LSU															
22-23	14-6	291/20.8	42-83	.506	17-43	.395	21-26	.808	28-2.0	20-0	28	17	2	10	122-8.7
TOTALS	69-33	1505/21.8	183-480	.381	70-220	.318	89-116	.767	157-2.3	101-2	167	108	7	64	525-7.6



JUSTICE HILL

Guard · 6-0 · 175 · Senior · TR · Little Rock, Arkansas (Murray State)

3

Top Performances

Points	
Season:	14, vs. Akron, 11/21/22
Career:	36, at Belmont, 1/15/22

Rebounds

Season:	4, twice
Career:	10, vs. Greenville, 11/29/20

Field Goals Made

Season:	5, vs. Ark. State, 11/12/22
Career:	10, at Belmont, 1/15/22

3 PT FG Made

Season:	3, three times
Career:	8, at Belmont, 1/15/22

Free Throws Made

Season:	4, vs. Kansas City, 11/9/22
Career:	8, at Belmont, 1/15/22

Assists

Season	7, vs.Kansas City, 11/9/22
Career:	11, vs. Greenville, 11/29/20

Blocks

Season:	1, vs. Winthrop, 12/17/22
Career:	2, vs. St. Peter's, 3/19/22

Steals:

Season:	4, vs. Kansas City, 11/9/22
Career	4, vs. Kansas City, 11/9/22

Minutes Played

Season	36, vs. Kansas St., 11/23/22
--------	------------------------------

Top Career Scoring Games

- 36, at Belmont, 1/15/22
- 26, vs. Southeast Missouri State, 12/30/21
- 21, vs. Morehead State, 3/5/22
- 20, at Tennessee Tech, 1/27/22
- 20, at Memphis, 12/20/21
- 19, vs. St. Peter's, 3/19/22
- 19, vs. Morehead State, 1/29/22
- 18, vs. SIUE, 2/5/22
- 18, vs. Chattanooga, 12/18/21
- 18, vs. Middle Tennessee, 12/4/21

[Complete bio](#)

Senior Season (2022-23)

Hill opens up his LSU portion of his career with 13 points, 7 assists, 4 steals in 31 minutes against Kansas City (11/9) ... Season high of 14 points against Akron (11/22) ... Made the game-winning layup with 2.1 seconds left to win the Wake Forest game (12/10) also including six assists, no turnovers.

Hill's Game-by-Game Statistics

2022-23	MIN	FG	3FG	FT	REB	PF/D	A	TO	BLK	STL	PTS	+/-
OPPONENT												
Kansas City	31	4-9	1-5	4-5	4	3	7	3	0	4	13	+15
Arkansas State	31	5-13	1-4	0-1	4	0	3	1	0	0	11	+8
UNO	26	4-9	3-5	1-2	2	1	5	2	0	3	12	+32
vs. Illinois State	29	1-9	0-1	2-2	1	1	5	1	0	1	4	+14
Akron	26	5-11	0-3	4-4	2	2	3	0	0	0	14	+4
vs. Kansas State	36	4-15	2-6	2-6	2	1	2	4	0	2	12	0
Wofford	26	3-9	0-3	0-0	0	1	2	0	0	1	6	-15
UT Arlington	26	1-5	0-2	1-2	2	0	5	1	0	1	3	-9
vs. Wake Forest	24	2-6	0-0	0-0	1	1	6	0	0	0	4	-5
NC Central	26	3-11	1-5	0-0	0	0	4	2	0	2	7	0
Winthrop	27	3-7	3-5	0-0	3	1	3	1	1	0	9	-4
East Tennessee State	35	3-11	3-7	0-2	2	1	5	1	0	1	9	+5
Arkansas	19	1-5	0-3	0-3	2	1	1	1	0	0	2	-6
at Kentucky	13	0-3	0-1	0-0	1	0	0	1	0	0	0	-13
at Texas A&M	29	2-4	2-4	0-0	1	1	2	5	0	5	6	-13
Florida												
at Alabama												
Auburn												
Tennessee												
at Arkansas												
Texas Tech												
at Missouri												
Alabama												
at Mississippi State												
Texas A&M												
at Georgia												
South Carolina												
Vanderbilt												
at Ole Miss												
Missouri												
at Florida												
SEC Tournament												

Hill's Career Stats

YEAR	GP-GS	MIN/AVG	FG-FGA	PCT.	3FG-FGA	PCT.	FT-FTA	PCT.	REB.-AVG	PF-FO	AST	TO	BLK	STL	PTS-AVG.
AT MURRAY STATE															
20-21	26-10	572/22.0	56-155	.361	22-70	.314	13-21	.619	52-2.0	39-1	93	44	2	19	147-5.7
21-22	34-34	1060/31.2	163-378	.431	63-176	.358	67-90	.744	77-2.3	45-0	173	65	4	37	456 13.4
AT LSU															
22-23	15-14	404/26.9	41-127	.323	16-54	.296	14-27	.519	27-1.8	14-0	53	23	1	20	112-7.5
TOTALS	75-58	2035/27.1	260-660	.394	101-300	.337	94-138	.681	156-2.1	98-1	319	132	7	76	715-9.5



KENDAL COLEMAN

Center · 6-8 · 230 · Junior · TR · Shreveport, Louisiana (Northwestern State)

4

Top Performances

Points	
Season:	8, vs. Illinois State, 11/21/22
Career:	25, vs. UIW, 1/27/22

Rebounds	
Season:	7, twice
Career:	20, vs. Southeastern, 3/5/22

Field Goals Made	
Season:	4, vs. Illinois State, 11/21/22
Career:	11, vs. UIW, 1/27/22

3 PT FG Made	
Season:	
Career:	

Free Throws Made	
Season:	3, vs. Wofford, 11/27/22
Career:	8, at A&M Corpus Christi, 2/19/22

Assists	
Season:	
Career:	4, at UNO, 1/22/22

Blocks	
Season:	2, twice
Career:	5, at Houston Christian, 2/3/22

Steals	
Season:	2, vs. UNO, 11/17/22
Career:	3, twice

Minutes Played	
Season:	17, vs. UNO, 11/17/22

Top Career Scoring Games

- 25, vs. UIW, 1/27/22
- 22, at Tulsa, 11/10/21
- 21, vs. McNeese, 2/12/22
- 20, at UIW, 2/17/22
- 20, vs. UNO, 1/8/22
- 20, at SMU, 11/15/21
- 19, vs. Nicholls, 2/24/22
- 19, at UNO, 1/22/22
- 19, vs. Champion Christian, 11/13/21
- 19, at Oklahoma, 11/9/21

[Complete bio](#)

Junior Season (2022-23)

Scored eight in Cayman Islands opener vs. Illinois State in just under 10 minutes of action (11/21) ... Coleman with a solid 12-minutes against Wofford (11/27) making both field goals and all three free throws to score seven points ... Seven points again against UT Arlington, playing 13 minutes off the bench ...

Coleman's Game-by-Game Statistics

2022-23	MIN	FG	3FG	FT	REB	PF/D	A	TO	BLK	STL	PTS	+/-
OPPONENT												
Kansas City	5	0-1	0-0	0-0	2	0	0	0	0	0	0	+4
Arkansas State	7	0-1	0-0	0-0	2	1	0	1	0	0	0	-2
UNO	17	2-2	0-0	0-1	7	3	0	1	2	2	4	+6
vs. Illinois State	9	4-5	0-0	0-0	3	0	0	0	1	0	8	-6
vs. Akron	9	0-1	0-0	0-0	0	3	0	0	0	1	0	-1
vs. Kansas State	4	0-1	0-0	0-0	2	0	0	0	1	0	0	-1
Wofford	11	2-2	0-0	3-3	2	1	0	2	0	0	7	+1
UT Arlington	13	3-4	0-0	1-2	6	1	1	0	0	1	7	-4
vs. Wake Forest	3	0-0	0-0	0-0	0	2	0	0	0	0	0	-6
NC Central	6	2-2	0-0	0-0	1	0	0	0	1	0	4	+4
Wlnthrop	12	2-4	0-0	1-2	7	2	0	1	2	0	5	0
East Tennessee State	4	0-1	0-0	0-0	1	3	0	0	0	0	0	+4
Arkansas	3	0-0	0-0	0-0	0	0	0	0	0	0	0	0
at Kentucky	2	0-0	0-0	0-0	0	1	0	0	0	0	0	-3
at Texas A&M	8	0-1	0-0	0-0	3	1	0	0	1	0	0	-2
Florida												
at Alabama												
Auburn												
Tennessee												
at Arkansas												
Texas Tech												
at Missouri												
Alabama												
at Mississippi State												
Texas A&M												
at Georgia												
South Carolina												
Vanderbilt												
at Ole Miss												
Missouri												
at Florida												
SEC Tournament												

Coleman's Career Stats

YEAR	GP-GS	MIN/AVG	FG-FGA	PCT.	3FG-FGA	PCT.	FT-FTA	PCT.	REB-AVG	PF-FO	AST	TO	BLK	STL	PTS-AVG.
AT NORTHWESTERN STATE															
20-21	29-0	498/17.2	82-174	.471	0-1	.000	32-46	.696	188-6.5	46-0	8	28	33	12	196-6.8
21-22	30-30	860/28.7	203-372	.546	0-1	.000	57-98	.582	304-10.1	63-1	20	57	40	30	463-15.4
AT LSU															
22-23	15-0	117/7.8	15-25	.600	0-0	.000	5-8	.625	36-2.4	18-0	1	5	8	4	35-2.3
Totals	74-30	1475/19.9	300-571	.525	0-2	.000	94-152	.618	528-7.1	127-1	29	90	81	46	694-9.4



MWANI WILKINSON

Junior • 6-5 • 206 • 1L • Las Vegas, Nevada (Bishop Gorman HS)

5

Top Performances

Points
Season: 9, vs. Kansas City, 11/9/22
Career: 12, vs. Southeastern, 11/30/20

Rebounds
Season: 6, vs. Ark. State, 11/12/22
Career: 8, at Florida, 1/12/22

Field Goals Made
Season: 3, vs. Kansas City, 11/9/22
Career: 5, twice

3 PT FG Made
Season: 3, vs. Kansas City, 11/9/22
Career: 3, vs. Kansas City, 11/9/22

Free Throws Made
Season: 1, vs. Illinois State, 11/21/22
Career: 3, vs. Texas A&M, 12/29/20

Assists
Season: 2, twice
Career: 3, three times

Blocks
Season: 1, three times
Career: 4, at Alabama, 1/19/22

Steals
Season: 2, vs. Kansas City, 11/9/22
Career: 6, vs. ULM, 11/9/21

Minutes Played
Season: 22, vs. Kansas City, 11/9/22

Top Career Scoring Games

- 1. 12, vs. Southeastern, 11/30/20
- 2. 11, vs. Lipscomb, 12/22/21
- 11, vs. Arkansas, 1/13/21
- 4. 9, vs. Kansas City, 11/9/22
- 9, at South Carolina, 2/19/22
- 6. 8, vs. Iowa State (NCAAT 1st Rd), 3/18/22
- 8, vs. Arkansas (SECTQF), 3/11/22
- 8, vs. Tennessee, 1/8/21
- 8, vs. Ohio, 12/1/21
- 8, at Arkansas, 2/27/21

Complete bio

Junior Season (2022-23)

Three treys in his season debut vs. Kansas City, most he has made in a single game in his LSU career.

Wilkinson's Game-by-Game Statistics

2022-23	OPPONENT	MIN	FG	3FG	FT	REB	PF/D	A	TO	BLK	STL	PTS	+/-
	Kansas City	22	3-7	3-4	0-0	1	4	2	1	0	2	9	+6
	Arkansas State	20	0-1	0-1	0-0	6	1	2	1	1	0	0	+12
	UNO	18	2-4	2-4	0-0	0	3	1	0	0	0	6	+17
	vs. Illinois State	20	0-1	0-1	1-2	5	2	0	2	1	0	1	-1
	vs. Akron	10	1-1	0-0	0-0	2	3	1	0	0	0	2	+9
	vs. Kansas State	12	1-2	1-1	0-0	3	4	0	2	0	1	3	+8
	Wofford	13	2-4	1-3	0-0	1	0	2	0	0	0	5	-9
	UT Arlington	14	1-2	1-2	0-0	0	0	0	0	0	0	3	+1
	vs. Wake Forest	10	0-4	0-2	0-0	1	0	1	0	0	2	0	-9
	NC Central	4	0-0	0-0	0-0	0	0	0	0	0	0	0	0
	Winthrop	DNP-Coach's Decision											
	East Tennessee State	DNP-Coach's Decision											
	Arkansas	11	1-1	0-0	0-0	0	2	0	1	1	0	2	+9
	at Kentucky	2	0-0	0-0	0-0	0	0	1	0	0	1	0	-1
	at Texas A&M	DNP-Coach's Decision											
	Florida												
	at Alabama												
	Auburn												
	Tennessee												
	at Arkansas												
	Texas Tech												
	at Missouri												
	Alabama												
	at Mississippi State												
	Texas A&M												
	at Georgia												
	South Carolina												
	Vanderbilt												
	at Ole Miss												
	Missouri												
	at Florida												
	SEC Tournament												

Wilkinson's Career Stats

YEAR	GP-GS	MIN/AVG	FG-FGA	PCT.	3FG-FGA	PCT.	FT-FTA	PCT.	REB.-AVG	PF-FO	AST	TO	BLK	S	PTS-AVG
20-21	27-14	460/17.0	40-51	.784	2-5	.400	14-20	.700	72-2.7	55-0	16	12	13	18	96-3.6
21-22	34-30	824/24.2	50-114	.439	25-62	.403	11-20	.550	101-3.0	91-1	31	31	24	41	136-4.0
22-23	12-9	156/13.0	11-27	.407	8-18	.444	1-2	.500	19-1.6	19-0	10	7	3	6	31-2.6
TOTALS	73-53	1440/19.7	101-192	.526	35-85	.412	26-42	.619	192-2.6	165-1	57	50	40	65	263-3.6



JUSTICE WILLIAMS

Guard • 6-4 • 175 • Sophomore • 1L • Philadelphia, Pennsylvania (Montverde Academy)

11

Top Performances

Points	
Season:	7, vs. Kansas City, 11/9/22
Career:	7, twice

Rebounds	
Season:	4, vs. Kansas City, 11/9/22
Career:	4, twice

Field Goals Made	
Season:	3, vs. Kansas City, 11/9/22
Career:	3, vs. Kansas City, 11/9/22

3 PT FG Made	
Season:	1, at Texas A&M, 1/7/23
Career:	1, three times

Free Throws Made	
Season:	1, three times
Career:	2, three times

Assists	
Season:	2, twice
Career:	3, twice

Blocks	
Season:	
Career:	1, twice

Steals:	
Season:	2, vs. NCCU, 12/13/22
Career:	2, four times

Minutes Played	
Season:	17, twice

Top Career Scoring Games

1.	7, vs. Kansas City, 11/9/22
	7, at Auburn, 12/29/21
3.	5, vs. Wake Forest, 12/10/22
	5, vs. UNO, 11/17/22
	5, vs. Ole Miss, 2/1/22
6.	4, vs. Arkansas, 12/28/22
	4, vs. Winthrop, 12/17/22
	4, vs. UGA, 2/16/22
	4, vs. Arkansas, 1/15/22
10.	3, at A&M, 1/7/23
	3, at Alabama, 1/19/22
	3, vs. Kentucky, 1/4/22

[Complete bio](#)

Sophomore Season (2022-23)

Equalled career points total with 7 vs. Kansas City (11/9) ... Returned after ankle injury to play 17 minutes and score five points with two assists against Wake Forest (12/10).

J. Williams' Game-by-Game Statistics

2022-23	OPPONENT	MIN	FG	3FG	FT	REB	PF/D	A	TO	BLK	STL	PTS	+/-
	Kansas City	12	3-4	0-0	1-3	4	1	2	2	0	0	7	-1
	Arkansas State	9	0-0	0-0	0-0	0	1	0	0	0	1	0	1
	UNO	8	2-4	0-1	1-2	0	0	1	1	0	0	5	6
	vs. Illinois State	DND -- injury											
	vs. Akron	DND -- injury											
	vs. Kansas State	DND -- injury											
	Wofford	DND -- injury											
	UT Arlington	DND -- injury											
	vs. Wake Forest	17	2-6	0-3	1-2	1	2	2	1	0	1	5	+10
	NC Central	17	1-4	0-3	0-2	1	0	1	0	0	2	2	+10
	Winthrop	10	2-3	0-1	0-1	0	0	1	1	0	0	4	+1
	East Tennessee State	15	1-3	0-2	0-0	1	0	0	1	0	1	2	+5
	Arkansas	12	2-4	0-0	0-0	0	1	0	2	0	1	4	+9
	at Kentucky	11	1-4	0-1	0-0	2	1	1	0	0	0	2	-4
	at Texas A&M	11	1-3	1-3	0-0	0	1	1	0	0	0	3	-3
	Florida												
	at Alabama												
	Auburn												
	Tennessee												
	at Arkansas												
	Texas Tech												
	at Missouri												
	Alabama												
	at Mississippi State												
	Texas A&M												
	at Georgia												
	South Carolina												
	Vanderbilt												
	at Ole Miss												
	Missouri												
	at Florida												
	SEC Tournament												

J. Williams' Career Stats

YEAR	GP-GS	MIN/AVG	FG-FGA	PCT.	3FG-FGA	PCT.	FT-FTA	PCT.	REB.-AVG	PF-FO	AST	TO	BLK	STL	PTS-AVG.
21-22	20-1	212/10.6	11-40	.275	2-11	.182	10-12	.833	16-0.8	11-0	13	9	2	11	34-1.7
22-23	10-0	122/12.2	15-35	.429	1-14	.071	3-10	.300	9-0.9	7-0	9	8	0	6	34-3.4
Totals	30-1	335/11.2	26-75	.347	3-25	.120	13-22	.591	25-0.8	18-0	22	17	2	17	68-2.3



KJ WILLIAMS

Forward • 6-10 • 250 • 5th Year Senior • TR • Cleveland, Mississippi (Murray State)

12

Top Performances

Points	
Season:	35, vs. WF, 12/10/22
Career:	39, at Tennessee St., 2/10/22

Rebounds	
Season:	14, vs. Kansas City, 11/9/22
Career:	16, four times

Field Goals Made	
Season:	14, vs. Wake Forest, 12/10/22
Career:	15, at Tennessee St., 2/10/22

3 PT FG Made	
Season:	7, vs. Wake Forest, 12/10/22
Career:	7, vs. Wake Forest, 12/10/22

Free Throws Made	
Season:	6, twice
Career:	9, vs. UT Martin, 1/22/22

Assists	
Season:	3, twice
Career:	4, vs. SE Mo. St., 1/4/20

Blocks	
Season:	3, vs. Kansas City, 11/9/22
Career:	3, seven times

Steals	
Season:	3, three times
Career:	4, six times

Minutes Played	
Season	38, vs. Kansas City, 11/9/22

Top Career Scoring Games

- 39 -- at Tennessee State, 2/10/22
- 35 -- vs. Wake Forest, 12/10/22
- 33 -- vs. Illinois State, 11/21/22
- 33 -- vs. UT Martin, 1/22/22
- 32 -- vs. Cumberland, 11/9/21
- 30 -- vs. Belmont, 2/24/22
- 29 -- vs. Southeast Missouri State, 3/4/22
- 29 -- vs. Long Beach, 11/23/21
- 28 -- vs. ETSU, 12/21/22
- 28 -- at SIUE, 2/15/22

Complete bio

5th Year Senior Season (2022-23)

Posted his 28th career double double in his opening game at LSU with 13 points and 14 rebounds against Kansas City (11/9) ... Named all-tournament at the Cayman Islands Classic, averaged 23.0 points per game, making 27-of-45 field goals, averaging 7.7 rebounds ... Scored 33 points in the first game against Illinois State (11/21) ... All-tournament selection for Cayman Islands Classic (games vs. Illinois State, Akron, K-State) ... Williams posted the second highest scoring game of his career with 35 points against Wake Forest (12/10), hitting a season best 14 field goals, including 7 treys and also recurring his 30th career double double ... Following it up iwth an 18-12 game against NCCU (12/13) ... Williams has a game high 23 points with four treys against Kentucky (1/3) ... Record his 1,000th career rebound late in the first half against A&M (1/7).

KJ Williams' Game-by-Game Statistics

2022-23	MIN	FG	3FG	FT	REB	PF/D	A	TO	BLK	STL	PTS	+/-
OPPONENT												
Kansas City	38	5-13	0-2	3-4	14	3-0	0	4	3	1	13	+13
Arkansas State	24	6-12	3-5	0-0	4	2	1	1	1	1	15	+8
UNO	19	3-5	1-2	0-0	4	2	0	3	0	3	7	+24
vs. Illinois State	30	13-19	1-4	6-6	8	4	3	1	1	2	33	+25
vs. Akron	31	6-13	2-4	5-6	5	3	0	0	1	3	19	+16
vs. Kansas State	36	8-13	0-1	1-2	10	3	1	2	1	1	17	-1
Wofford	35	6-12	1-4	2-2	5	2	1	2	0	1	15	+5
UT Arlington	34	6-14	2-3	0-0	9	1	1	1	0	2	14	+1
vs. Wake Forest	36	14-21	7-9	0-2	10	3	1	2	1	1	35	+8
NC Central	31	7-13	1-3	3-3	12	2	2	2	2	1	18	+8
Winthrop	24	8-14	2-4	0-0	6	3	0	2	1	1	18	+11
East Tennessee State	36	11-18	3-5	3-4	12	2	3	1	0	3	28	0
Arkansas	33	3-7	2-5	0-0	5	3	0	2	1	2	8	+1
at Kentucky	36	8-13	4-6	3-3	3	3	2	1	1	0	23	-1
at Texas A&M	37	2-6	0-2	6-6	8	2	2	0	1	2	10	-8
Florida												
at Alabama												
Auburn												
Tennessee												
at Arkansas												
Texas Tech												
at Missouri												
Alabama												
at Mississippi State												
Texas A&M												
at Georgia												
South Carolina												
Vanderbilt												
at Ole Miss												
Missouri												
at Florida												
SEC Tournament												

KJ Williams' Career Stats

YEAR	GP-GS	MIN/AVG	FG-FGA	PCT.	3FG-FGA	PCT.	FT-FTA	PCT.	REB.-AVG	PF-FO	AST	TO	BLK	STL	PTS-AVG.
AT MURRAY STATE															
18-19	32-22	582/18.2	111-159	.698	1-5	.200	20-38	.526	151-4.7	60-0	15	21	19	18	243-7.6
19-20	32-8	745/23.3	156-287	.544	18-50	.360	75-112	.670	232-7.3	73-0	33	50	21	34	405-12.7
20-21	26-26	743/28.6	164-289	.567	26-63	.413	52-78	.667	220-8.5	67-2	25	54	15	27	406-15.6
21-22	34-34	989/29.1	245-455	.538	37-113	.327	86-123	.699	285-8.4	72-0	24	50	21	48	613-18.0
AT LSU															
22-23	15-15	480/32.0	106-193	.549	29-59	.492	32-38	.842	115-7.7	38-0	17	24	14	24	273-18.2
TOTALS	139-105	3539/25.5	782-1383	.565	111-290	.383	265-389	.681	1003-7.2	310-2	114	199	90	151	1940-14.0



JALEN REED

Forward • 6-10 • 230 • Freshman • HS • Jackson, Mississippi (Southern California Academy)

13

Top Performances

Points
Season: 8, vs. UNO, 11/17/22
Career:

Rebounds
Season: 6, vs. UNO, 11/17/22
Career:

Field Goals Made
Season: 3, vs. UNO, 11/17/22
Career:

3 PT FG Made
Season: 1, twice
Career:

Free Throws Made
Season: 5, vs. Ark. State, 11/12/22
Career:

Assists
Season: 2, twice
Career:

Blocks
Season: 1, five times
Career:

Steals:
Season: 2, vs. Illinois State, 11/21/22
Career:

Minutes Played
Season: 23, twice
Career:

Top Career Scoring Games

- 8, vs. UNO, 11/17/22
- 6, vs. Kansas State, 11/23/22
- 5, vs. Arkansas State, 11/12/22
- 4, vs. ETSU, 12/21/22
- 4, vs. Illinois State, 11/21/22
- 3, vs. UT Arlington, 12/2/22
- 3, vs. Akron, 11/22/22
- 3, vs. Kansas City, 11/9/22
- 2, vs. Winthrop, 12/17/22
- 2, vs. Wofford, 11/27/22

Complete bio

Reed's Freshman Season (2022-23)

Started his first collegiate game at LSU, playing 23 minutes with three points ... Best scoring game of the season, hitting all three field goal attempts in an eight-point effort against UNO (11/17)

Reed's Game-by-Game Statistics

2022-23	MIN	FG	3FG	FT	REB	PF/D	A	TO	BLK	STL	PTS	+/-
OPPONENT												
Kansas City	23	1-4	0-1	1-1	3	3	1	1	1	0	3	+5
Arkansas State	22	0-3	0-0	5-6	3	2	0	2	1	1	5	+15
UNO	21	3-3	0-0	2-4	6	4	0	1	0	1	8	+10
vs. Illinois State	19	1-1	0-0	2-8	4	3	1	3	0	2	4	+11
vs. Akron	19	1-3	1-1	0-0	4	0	1	0	0	0	3	+6
vs. Kansas State	23	2-3	0-1	2-2	0	3	2	3	1	0	6	+3
Wofford	20	1-4	0-0	0-0	5	0	2	2	0	1	2	-11
UT Arlington	14	1-3	1-1	0-0	5	1	0	1	1	0	3	-4
vs. Wake Forest	9	0-0	0-0	1-4	0	1	0	0	0	0	1	-8
NC Central	12	0-1	0-0	0-0	2	2	0	0	0	0	0	-3
Winthrop	12	1-1	0-0	0-0	3	0	0	2	0	1	2	-10
East Tennessee State	13	2-2	0-0	0-0	1	2	0	1	1	1	4	+1
Arkansas	11	0-5	0-0	0-0	2	3	0	0	0	0	0	-5
at Kentucky	14	1-3	0-0	0-0	2	3	1	0	0	0	2	-6
at Texas A&M	10	0-2	0-0	0-0	2	1	0	1	1	0	0	-7
Florida												
at Alabama												
Auburn												
Tennessee												
at Arkansas												
Texas Tech												
at Missouri												
Alabama												
at Mississippi State												
Texas A&M												
at Georgia												
South Carolina												
Vanderbilt												
at Ole Miss												
Missouri												
at Florida												
SEC Tournament												

Reed's Career Stats

YEAR	GP-GS	MIN/AVG	FG-FGA	PCT.	3FG-FGA	PCT.	FT-FTA	PCT.	REB.-AVG	PF-FO	AST	TO	BLK	STL	PTS-AVG.
22-23	15-8	244/16.2	14-38	.368	2-4	.500	13-25	.520	42-2.8	28-0	8	17	6	7	43-2.9
Totals	15-8	244/16.2	14-38	.368	2-4	.500	13-25	.520	42-2.8	28-0	8	17	6	7	43-2.9



TYRELL WARD

Forward • 6-6 • 185 • Freshman • HS • Washington, D. C. (DeMatha Catholic HS)

15

Top Performances

Points
Season: 3, vs. UNO, 11/17/22
Career:

Rebounds
Season: 2, vs. Kansas State, 11/23/22
Career:

Field Goals Made
Season: 1, twice
Career:

3 PT FG Made
Season: 1, vs. UNO, 11/17/22
Career:

Free Throws Made
Season:
Career:

Assists
Season:
Career:

Blocks
Season:
Career:

Steals
Season: 1, three times
Career:

Minutes Played
Season: 6, vs. Akron, 11/22/22

Top Career Scoring Games

- 1. 3 vs. UNO, 11/17/22
- 2. 2 vs. Kansas State, 11/23/22

[Complete bio](#)

Ward's Freshman Season (2022-23)

Ward's Game-by-Game Statistics

2022-23	OPPONENT	MIN	FG	3FG	FT	REB	PF/D	A	TO	BLK	STL	PTS	+/-
	Kansas City	DNP-Coach's Decision											
	Arkansas State	4	0-1	0-1	0-0	0	0	0	0	0	0	0	-3
	UNO	10	1-3	1-2	0-0	0	2	0	0	0	0	3	+1
	vs. Illinois State	3	0-0	0-0	0-0	1	1	0	0	0	1	0	+3
	vs. Akron	6	0-1	0-1	0-0	1	0	0	0	0	1	0	+3
	vs. Kansas State	4	1-2	0-1	0-0	2	1	0	0	0	1	2	+2
	Wofford	DNP-Coach's Decision											
	UT Arlington	4	0-1	0-0	0-0	1	0	0	0	0	0	0	-5
	vs. Wake Forest	DNP-Coach's Decision											
	NC Central	DNP-Coach's Decision											
	Wlnthrop	DNP-Coach's Decision											
	East Tennessee State	3	0-0	0-0	0-0	0	0	0	1	0	0	0	-3
	Arkansas	DNP-Coach's Decision											
	at Kentucky	DNP-Coach's Decision											
	at Texas A&M	DNP-Coach's Decision											
	Florida												
	at Alabama												
	Auburn												
	Tennessee												
	at Arkansas												
	Texas Tech												
	at Missouri												
	Alabama												
	at Mississippi State												
	Texas A&M												
	at Georgia												
	South Carolina												
	Vanderbilt												
	at Ole Miss												
	Missouri												
	at Florida												
	SEC Tournament												

Ward's Career Stats

YEAR	GP-GS	MIN/AVG	FG-FGA	PCT.	3FG-FGA	PCT.	FT-FTA	PCT.	REB.-AVG	PF-FO	AST	TO	BLK	STL	PTS-AVG.
22-23	7-0	36/5.2	2-8	.250	1-5	.200	0-0	.000	5-0.7	4-0	0	1	0	3	5-0.7
TOTALS	7-0	36/5.2	2-8	.250	1-5	.200	0-0	.000	5-0.7	4-0	0	1	0	3	5-0.7



DEREK FOUNTAIN

Forward • 6-10 • 225 • Junior • TR • Holly Springs, Mississippi (Miss. State)

20

Top Performances

Points	
Season:	17, vs. NCCU, 12/13/22
Career:	20, vs. LSU, 2/10/21

Rebounds	
Season:	14, vs. NCCU, 12/13/22
Career:	14, vs. NCCU, 12/13/22

Field Goals Made	
Season:	6, vs. NCCU, 12/13/22
Career:	8, vs. LSU, 2/10/21

3 PT FG Made	
Season:	1, twice
Career:	4, vs. LSU, 2/10/21

Free Throws Made	
Season:	6, vs. UNO, 11/17/22
Career:	6, vs. UNO, 11/17/22

Assists	
Season:	2, three times
Career:	3, three times

Blocks	
Season:	2, twice
Career:	2, 6 times

Steals	
Season:	7, vs. UNO, 11/17/22
Career:	7, vs. UNO, 11/17/22

Minutes Played	
Season:	30, twice

Top Career Scoring Games

- 20 – vs. LSU, 2/10/21
- 17 -- vs. NCCU, 12/13/22
- 15 -- vs. UNO, 11/17/22
- 15 – vs. Louisiana Tech, 3/27/21
- 14 -- vs. Arkansas, 12/28/22
- 11 -- vs. ETSU, 12/21/22
- 11 -- vs. Wake Forest, 12/10/22
- 10 – vs. Saint Louis, 3/20/21
- 10 – vs. Georgia State, 12/14/21
- 9 – at South Carolina, 2/6/21

[Complete bio](#)

Junior Season (2022-23)


Fountain has a strong 17 minutes off the bench, hitting four field goals and 6-of-6 at the line vs. UNO (11/17) to score 15 points with 7 steals ... Started his first LSU game against Wake FOrrest (12/10), played 30 minutes and scored 11 points ... At his first college double double with 17 points and 14 rebounds against NCCU (12/13) ... Second double double in the win over Arkansas (12/28) with 14 points, 10 rebounds.

Fountain's Game-by-Game Statistics

2022-23	MIN	FG	3FG	FT	REB	PF/D	A	TO	BLK	STL	PTS	+/-
OPPONENT												
Kansas City	11	1-1	0-0	2-2	3	3	0	1	0	1	4	+5
Arkansas State	19	0-1	0-0	0-0	5	1	0	2	0	0	0	0
UNO	17	4-5	1-1	6-6	8	1	2	1	0	7	15	+20
vs. Illinois State	20	2-2	0-0	0-0	3	2	1	2	0	0	4	+6
vs. Akron	21	2-3	0-0	1-1	3	4	1	1	2	1	5	+9
vs. Kansas State	13	1-2	0-0	1-2	1	3	0	1	0	0	3	-4
Wofford	13	0-0	0-0	2-2	1	5-1	0	0	0	2	2	+13
UT Arlington	19	3-5	1-1	1-2	6	4	0	2	0	0	8	+15
vs. Wake Forest	30	4-5	0-0	3-6	5	1	0	2	0	4	11	+13
NC Central	30	6-9	0-0	5-9	14	2	1	0	2	1	17	+11
Winthrop	31	4-7	0-1	0-0	7	4	2	0	1	2	8	+15
East Tennessee State	27	4-5	0-0	3-3	8	3	2	3	0	1	11	+3
Arkansas	29	5-9	0-1	4-5	10	2	1	2	1	2	14	+8
at Kentucky	25	3-4	0-0	0-0	8	2	2	1	0	1	6	+6
at Texas A&M	21	1-3	0-0	0-0	3	5-1	1	1	0	1	2	-8
Florida												
at Alabama												
Auburn												
Tennessee												
at Arkansas												
Texas Tech												
at Missouri												
Alabama												
at Mississippi State												
Texas A&M												
at Georgia												
South Carolina												
Vanderbilt												
at Ole Miss												
Missouri												
at Florida												
SEC Tournament												

Fountain's Career Stats

YEAR	GP-GS	MIN/AVG	FG-FGA	PCT.	3FG-FGA	PCT.	FT-FTA	PCT.	REB.-AVG	PF-FO	AST	TO	BLK	STL	PTS-AVG
AT MISS. STATE															
20-21	19-10	375/19.7	40-83	.482	15-39	.385	7-11	.636	57-3.0	30-0	17	23	9	10	102-5.4
21-22	25-3	210/8.4	15-44	.341	2-12	.167	14-18	.778	44-1.8	17-0	11	8	6	11	46-1.8
AT LSU															
22-23	15-7	327/21.8	40-61	.656	2-4	.500	28-38	.737	85-5.7	42-2	13	19	6	23	110-7.3
TOTALS	59-20	912/15.5	95-188	.505	19-55	.345	49-67	.731	186-3.2	89-2	41	50	21	44	258-4.4



SHAWN PHILLIPS

Forward • 7-0 • 245 • Freshman • HS • Dayton, Ohio (Dream City Christian School)

34

Top Performances

Points
Season: 4, vs. UNO, 11/17/22
Career:

Rebounds
Season: 1, three times
Career:

Field Goals Made
Season:
Career:

3 PT FG Made
Season:
Career:

Free Throws Made
Season: 4, vs. UNO, 11/17/22
Career:

Assists
Season: 1, vs. UNO, 11/17/22
Career:

Blocks
Season:
Career:

Steals
Season:
Career:

Minutes Played
Season: 4, twice
Career:

Top Career Scoring Games

1. 4 vs. UNO, 11/17/22

[Complete bio](#)

Freshman Season (2022-23)

Phillips' Game-by-Game Statistics

2022-23	OPPONENT	MIN	FG	3FG	FT	REB	PF/D	A	TO	BLK	STL	PTS	+/-
	Kansas City	2	0-1	0-0	0-0	0	2	0	0	0	0	0	-5
	Arkansas State	2	0-0	0-0	0-0	1	0	0	1	0	0	0	-2
	UNO	4	0-0	0-0	4-4	1	4	1	1	0	0	4	-3
	vs. Illinois State	1	0-0	0-0	0-0	0	0	0	0	0	0	0	-4
	vs. Akron	DNP-Coach's Decision											
	vs. Kansas State	DNP-Coach's Decision											
	Wofford	DNP-Coach's Decision											
	UT Arlington	DNP-Coach's Decision											
	vs. Wake Forest	DNP-Coach's Decision											
	NC Central	DNP-Coach's Decision											
	Wlnthrop	DNP-Coach's Decision											
	East Tennessee State	DNP-Coach's Decision											
	Arkansas	4	0-1	0-0	0-0	1	0	0	0	0	0	0	+2
	at Kentucky	3	0-0	0-0	0-0	0	1	0	0	0	0	0	-2
	at Texas A&M	1	0-0	0-0	0-0	0	0	0	0	0	0	0	-2
	Florida												
	at Alabama												
	Auburn												
	Tennessee												
	at Arkansas												
	Texas Tech												
	at Missouri												
	Alabama												
	at Mississippi State												
	Texas A&M												
	at Georgia												
	South Carolina												
	Vanderbilt												
	at Ole Miss												
	Missouri												
	at Florida												
	SEC Tournament												

Phillips' Career Stats

YEAR	GP-GS	MIN/AVG	FG-FGA	PCT.	3FG-FGA	PCT.	FT-FTA	PCT.	REB.-AVG	PF-FO	AST	TO	BLK	STL	PTS-AVG.
22-23	7-0	18/2.6	0-2	.000	0-0	.000	4-4	1.000	3-0.4	7-0	1	2	0	0	4-0.6
TOTALS	7-0	18/2.6	0-2	.000	0-0	.000	4-4	1.000	3-0.4	7-0	1	2	0	0	4-0.6



ADAM MILLER

Guard • 6-3 • 190 • Sophomore • RS • Peoria, Illinois (Illinois)

44

Top Performances

Points	
Season:	26, twice
Career:	28, vs. NC A&T, 11/25/20

Rebounds	
Season:	4, vs. Wofford, 11/27/22
Career:	7, twice

Field Goals Made	
Season:	9, three times
Career:	10, vs. NC A&T, 11/25/20

3 PT FG Made	
Season:	6, vs. Wofford, 11/27/22
Career:	6, twice

Free Throws Made	
Season:	8, vs. Illinois State, 11/21/22
Career:	8, vs. Illinois State, 11/21/22

Assists	
Season:	3, twice
Career:	3, four times

Blocks	
Season:	1, three times
Career:	1, four times

Steals	
Season:	2, three times
Career:	2, eight times

Minutes Played	
Season:	39, twice

Top Career Scoring Games

- 28, vs. NC A&T, 11/25/20
- 26, vs. Ark. State, 11/12/22
- 23, vs. Akron, 11/22/22
- 18, vs. Kansas City, 11/9/22
- 18, vs. Nebraska, 2/25/21
- 16, at A&M, 1/7/23
- 15, at Kentucky, 1/3/23
- 15, vs. Chicago State, 11/26/20
- 14, four times

Complete bio

Sophomore Season (2022-23)

In his first action since March 2021, Miller played 34 minutes and hit four treys in an 18-point performance ... Miller was just two below his career scoring average with 26 against Arkansas State (11/22) ... 26 for the second time this season, this time against Wofford (11/27) ... Tied career high with six treys, including one late that put LSU ahead for good ... Five treys in the game at Kentucky (1/3), most since Nov. 27, ninth double figure scoring game of the season ... Second straight game for the Tigers with five three-point field goals (at A&M, 1/7).

Miller's Game-by-Game Statistics

2022-23	MIN	FG	3FG	FT	REB	PF/D	A	TO	BLK	STL	PTS	+/-
OPPONENT												
Kansas City	34	6-14	4-9	2-2	3	0	2	1	0	2	18	+11
Arkansas State	39	9-15	4-9	4-4	3	1	1	0	0	0	26	+7
UNO	23	2-8	1-7	2-2	2	1	1	1	0	1	7	+17
vs. Illinois State	32	2-9	1-5	8-8	0	1	3	1	0	0	13	+15
vs. Akron	39	9-15	5-9	0-0	2	4	2	6	0	0	23	+16
vs. Kansas State	30	4-12	2-8	1-2	2	3	1	1	0	0	11	-6
Wofford	38	9-13	6-9	2-4	4	1	0	3	1	2	26	+4
UT Arlington	37	3-8	2-7	3-4	1	1	0	3	1	1	11	+4
vs. Wake Forest	37	1-10	1-6	0-0	1	1	1	2	0	0	3	-1
NC Central	28	0-10	0-8	1-2	1	3	2	3	0	0	1	+10
Wlnthrop	32	5-15	2-10	2-2	3	1	3	2	1	0	14	+6
East Tennessee State	32	3-10	0-5	3-3	2	0	1	2	0	1	9	+7
Arkansas	29	2-9	1-3	2-2	4	1	2	1	0	0	7	-6
at Kentucky	33	5-15	5-13	0-0	1	0	2	0	0	0	15	0
at Texas A&M	34	5-10	5-8	1-2	1	1	1	1	0	1	16	-11
Florida												
at Alabama												
Auburn												
Tennessee												
at Arkansas												
Texas Tech												
at Missouri												
Alabama												
at Mississippi State												
Texas A&M												
at Georgia												
South Carolina												
Vanderbilt												
at Ole Miss												
Missouri												
at Florida												
SEC Tournament												

Adam Miller's Career Stats

YEAR	GP-GS	MIN/AVG	FG-FGA	PCT.	3FG-FGA	PCT.	FT-FTA	PCT.	REB-AVG	PF-FO	AST	TO	BLK	STL	PTS-AVG
AT ILLINOIS															
20-21	31-31	792/25.5	90-230	.391	52-153	.450	26-38	.684	86-2.8	71-1	25	33	1	18	258-8.3
AT LSU															
22-23	15-15	497/33.1	65-173	.376	39-116	.336	31-37	.838	30-2.0	19-0	22	27	3	8	200-13.3
TOTALS 46-46		1289/28.0	155-403	.385	91-269	.338	57-75	.760	116-2.5	90-1	47	60	4	26	458-10.0

2022-23 Starting Lineups

GAMES TOTAL (GAME #)	GUARD	GUARD	GUARD/ FORWARD	FORWARD	FORWARD/ CENTER	W-L	PCT.
Game 1, 2, 3, 4, 5, 6, 7, 8	Hill	Miller	Reed	Wilkinson	KJ Williams	7-1	.875
Game 9	Hill	Miller	Fountain	Wilkinson	KJ Williams	1-0	1.000
Game 10, 11, 12, 13, 14	Hill	Miller	Hayes	Fountain	KJ Williams	4-1	.800
Game 15	Hannibal	Miller	Hayes	Fountain	KJ Williams	0-1	.000

Tigers Record When ...

CATEGORY	22-23	21-22
Lead After First Half	9-1	16-4
Lead After 30 Minutes	10-1	15-2
Lead After 35 Minutes	9-0	18-3
Outshoot Opponent	10-0	21-1
Ourrebound Opponent	7-0	13-4
More Assists	10-0	15-5
More FT Attempts	9-0	11-1
More 3FG Made	7-3	9-4
More Turnovers	2-2	5-3
More Points In Paint	9-0	19-5
More 2nd Chance Points	4-0	12-5
More Fast Break Points	7-1	19-7
More Points Off Turnovers	9-0	20-5
More Bench Points	8-2	18-8
Shoot Under 40 Percent	1-1	3-8
Shoot 40-49 Percent	8-2	12-4
Shoot 50-59 Percent	3-0	7-0
Shoot over 60 Percent		
Grab 40+ Rebounds	3-0	11-1
Grab 50+ Rebounds		2-0
Post 15+ Assists	6-1	10-3
Grabs 10+ Steals	2-1	16-4
Score Below 70 Points	5-2	7-1
Score 70-79 Points	5-1	7-3
Score 80-89 Points	1-0	6-0
Score 90-99 Points	1-0	1-0
Score 100 or More Points		1-0

CATEGORY	22-23	2021-22
Trail After First Half	3-2	6-8
Trail After 30 Minutes	2-2	5-10
Trail After 35 Minutes	2-2	2-9
Outshot by Opponent	2-3	1-11
Outrebounded by Opp.	5-2	6-7
More Assists by Opponent	1-3	5-4
More FT Attempts By Opp.	2-3	10-8
More 3FG by Opponent	3-0	10-7
More Turnovers by Opp.	9-0	15-8
More Pts In Paint by Opp.	3-2	2-6
More 2nd Chance Pts Opp.	7-3	10-6
More Fast Break Points Opp.	5-2	3-5
More Pts Off TOs by Opp.	2-3	3-5
More Bench Points by Opp.	4-1	5-3
Opp. Shoots Under 40 Pct.	5-0	16-2
Opp. Shoots 40-49 Pct.	5-2	6-9
Opp. Shoots 50-59 Pct.	2-1	0-1
Shoot over 60 percent		
Opps. Grabs 40+ Rebounds	1-0	3-5
Opp. Grabs 50+ Rebounds		
Opp. Posts 15+ Assists	0-1	1-3
Opp. Grabs 10+ Steals		2-3
Opp. Score Below 70 Points	9-2	21-3
Opp. Score 70-79 Points	2-1	1-9
Opp. Score 80-89 Points	1-0	
Opp. Score 90-99 Points		
Opp. Score 100 or More Pts.		

CATEGORY	22-23	21-22
Tied After First Half		
Tied After 30 Minutes		2-0
Tied After 35 Minutes	1-0	2-0
FG Percentage Tied		
Rebounds Tied	0-1	3-1
Assists tied	1-0	2-2
LSU 10+ 3FG Made	3-1	3-1
3 FG Made Tied	1-0	3-1
Opp. 10+ 3FG Made	2-0	2-3
2 Player With 10+ Rebounds	1-0	1-0
4 Players With 10+ Points	1-0	9-1
Gms Decided by 3 or Less	3-2	1-3
Games Decided by 4-5 Pts	2-0	3-3
Games Decided by 6-10 Pts	3-0	4-3
Games Decided by 11-19 Pts	3-1	7-3
Games Decided by 20+ Pts	1-0	7-0
In WHITE Uniforms	9-0	16-3
In PURPLE Uniforms	2-3	5-9
In GOLD Uniforms	1-0	1-0
Games in November	6-1	7-0
Games in December	6-0	5-1
Games in Janaury	0-2	4-4
Games in February		4-4
Games in March		2-3
Games on Mon/Tues/Wed.	6-2	11-5
Games on Sat/Sun	4-1	7-5
Games on Thurs/Friday	2-0	4-2

2022-23 Tigers by the Numbers

PLAYER	10+ PTS	20+ PTS	30+PTS	10+REB	5+AST	3+BLK	3+ STL			HIGH POINTS	HIGH REBS	HIGH ASSTS	HIGH STEALS	HIGH BLOCKS
0-Trae Hannibal	3				1		2			1	1	7	4	1
1-Cam Hayes	5	1			1					1		2	3	1
2-Corneilous Williams														
3-Justice Hill	6				6		3					10	3	
4-Kendal Coleman											1			5
5-Mwani Wilkinson											1	1	1	3
10-Brandon Egemo														
11-Justin Williams														
12-KJ Williams	9	2	2	4		1	2			7	9		5	9
13-Jalen Reed											1	1	1	5
15-Tyrell Ward														
20-Derek Fountain	5			2			2			1	5		6	3
21-Austin Montgomery														
25-Adam Benahayoune														
30-Parker Edwards														
34-Shawn Phillips														
44-Adam Miller	7	3								5			1	2

2022-23 Breakdown

PLAYER DOUBLE DOUBLES	PT/AST	PT/REB	15/10 GAMES	20/10 GAMES		DUNKS	
0-Trae Hannibal						1	
1-Cam Hayes						1	
2-Corneilous Williams							
3-Justice Hill						3	
4-Kendal Coleman						2	
5-Mwani Wilkinson							
10-Brandon Egemo							
11-Justice Williams							
12-KJ Williams		5 (32)	2	2		11	
13-Jalen Reed						4	
15-Tyrell Ward							
20-Derek Fountain		2 (2)	1			3	
21-Austin Montgomery							
25-Adam Benhayoune							
30-Parker Edwards							
34-Shawn Phillips							
44-Adam Miller						1	

Tiger Leaders

Season Team Leaders

CATEGORY	PLAYER	TOTAL
Points	KJ Williams	273
Rebounds	KJ Williams	115
Off. Rebounds	KJ Williams	40
Assists	Justice Hill	53
Steals	KJ Williams	24
Blocks	KJ Williams	14
3PT FG Made	Adam Miller	39
2PT FG Made	KJ Williams	77
Free Throws Made	Trae Hannibal	33
Free Throw Attempts	KJ Williams, Fountain	38
Minutes Played	Adam Miller	497
Games Started	Miller, KJ Williamsl	15
Scoring Dble Figures	KJ Williams	13

Miscellaneous Scoring

(LSU/Opponent)					
OPPONENT	Paint	OFF T/O	2ND CH	FAST BR.	BENCH
Kansas City	18/17	28/26	6/9	21/7	18/16
Arkansas State	18/30	23/16	5/12	2/7	4/6
UNO	32/26	22/7	14/13	15/4	51/19
Illinois State	40/32	16/12	12/4	6/17	22/16
Akron	22/10	13/14	8/9	4/2	12/9
Kansas State	28/28	13/16	9/1	3/10	10/19
Wofford	34/30	16/15	6/14	17/12	24/16
UT Arlington	20/34	11/7	10/20	7/4	29/17
Wake Forest	32/44	21/11	14/7	17/8	19/21
NCCU	38/26	9/14	18/5	9/14	10/17
Winthrop	42/40	21/11	3/14	9/11	15/1
ETSU	38/32	12/12	10/10	6/4	13/21
Arkansas	40/36	13/4	6/11	8/7	25/0
UK	26/34	4/7	6/12	2/8	16/4
Texas A&M	10/42	10/17	5/18	6/3	9/1

Stat Leaders

OPPONENT	POINTS	REBS	ASSTS	STLS	BLOCKS
Kansas City	Miller 18	KJ 14	Hill 7	Hill 4	KJ 3
Arkansas St.	Miller 26	Wilkinson 6	Hill 3	Hannibal 3	3 with 1
UNO	Fountain 15	Fountain 8	Hill 5	Fountain 7	Coleman 2
Illinois State	KJ Williams 33	KJ 8	Hill 5	3 with 2	3 with 1
Akron	Miller 23	2 with 5	3 with 3	KJ 3	Fountain 2
K-State	KJ Williams 17	KJ 10	Hannibal 4	Hannibal 4	3 with 1
Wofford	Miller 26	2 with 5	5 with 2	2 with 2	2 with 1
UT Arlington	KJ Williams 14	KJ Williams 9	Hill 5	KJ 2	3 with 1
Wake Forest	KJ Williams 35	KJ Williams 10	2 with 6	Fountain 4	KJ 1
NCCU	KJ Williams 18	Fountain 14	2 with 4	3 with 2	2 with 2
Winthrop	Hayes 25	2 with 7	Hannibal 6	2 with 2	Coleman 2
ETSU	KJ Williams 28	KJ Williams 12	Hill 5	KJ 3	Reed 1
Arkansas	Hannibal 19	Fountain 10	Hayes 3	2 with 2	3 with 1
UK	KJ Williams 23	Fountain 8	Hannibal 4	3 with 1	KJ 1
Texas A&M	Miller 16	KJ Williams 8	Hannibal 4	Hill 5	3 with 1

Notable

OPPONENT
Kansas City -- McMahon era gets off to winning start. Tigers struggle at times but lead for 39 minutes; KJ Williams 13-14 doubles; Hill 7 assists. 16 asts-24 FGM.
Arkansas St. -- Tigers hold A-State scoreless for seven minutes after Red Wolves closed game to two. Miller, KJ and Hill only players to make field goals.
UNO -- Tigers shut down UNO in the first half and then shoot 66.7 percent in the second half (16-of-24) for easy win. Derek Fountain off bench leads LSU with 15.
Illinois St. -- KJ Williams scored 33 points as LSU scores 45 first half points, while holding ISU to 18, shooting 59.3%. State has just 6 2-pt field goals in game.
Akron -- Tigers rally from 8 down in first half to take lead early in second half, holding Akron to 5 2H FGs to advance to finals of Cayman Islands Classic.
K-State - Tigers score at buzzer to force OT, but officials rule clock didn't start on time; reviewed final 4.7 seconds, disallowing potential tying shot by Hannibal.
Wofford -- LSU rallies from five points down with 4:26 to play. Allows no 3pt FGs in that time after allowing 11 in game. Tigers shoot 52.8% FG. Miller 26 pts.
UTA -- For the second straight game, LSU had to rally in the final minutes, this time down 4 with 6:49 to play. 10-0 run helps seal the game for LSU, 34 paint pts.
Wake Forest -- Tigers down 20, 39-19, late 1st half, rallies for win on a Juice Hill layup with 2.1 seconds to play. KJ Williams 35 pts-10 rebs, 30th career double.
NCCU -- Derek Fountain (17-14) & KJ Williams (18-12) double doubles; combining for 29 first half pts ... Fountain's 1st college double; Cam Hayes 1st LSU start.
Winthrop -- Tigers rally from 1 down at half, making 21-of-31 FGs in 2nd half; 54.7% for game; Hayes 25 pts; Hannibal 6 assts; no TO; 21-11 adv Pts Off TO.
ETSU -- Tigers go to 8-0 at home, holding off an ETSU rally in 2nd half; KJ Williams with 5th double of season (28-12); Tigers lead for 39:20; 16 asts; 27 FGs.
Arkansas -- LSU takes down No. 9 Razorbacks, taking the lead for good in the final 2:30 ... Hannibal 19 pts, Fountain double double; 13-4 advantage pts/TOS.
UK -- LSU showed toughness rallying back every time it appeared UK might sprint clear. Down 1 twice in last 2:30. KJ Williams 23 pts. 49.1% FGs, 11 3FG.
Texas A&M -- LSU could never get going after falling behind shooting 28.6% in 1st half; A&M, 42-10 paint pts adv; KJ Williams gets 1,000th career rebound.

Notable

OPPONENT

The Last Time LSU ...

ALL GAMES

Scoring

Less Than 50 points	47 -- vs. Wichita St. (47-82), 11/23/16
80 or more points	89 -- vs. Winthrop (89-81), 12/17/22
90 or more points	91 -- vs. UNO (91-62), 11/17/22
100 or more points	101 -- vs. ULM (101-39), 11/9/21

Opponents Scoring

Less than 50 points	49 -- by NW St. (49-89), 12/14/21
80 or more points	81 -- by Winthrop (81-89), 12/17/22
90 or more points	91 -- by UGA (91-78), 2/23/21
100 or more points	105 -- by Alabama (105-75), 1/19/21

Field Goal Percentage

Shot less than 30 %	28.6 -- at Auburn (18-63), 12/29/21
Shot 50 % or more	54.7 -- vs. Winthrop (35-64), 12/17/22
Shot 60 % or more	61.3 -- at Miss. State (38-62), 2/10/21
Shot 70 % or more	70.3 -- vs. Centenary (45-64), 1/15/03

Opponents Field Goal Percentage

Shot less than 30 %	25.9 -- by Akron (14-54), 11/22/22
Shot 50 % or more	51.9 -- by UK (28-54), 1/3/23
Shot 60 % or more	60.0 -- by Georgia (27-45), 2/6/14

Three-Point FG Percentage

Shot less than 10 %	9.5 -- vs. Miss. St. (2-21), 1/11/20
Shot 40 % or more	40.9 -- at A&M (9-22), 1/7/23
Shot 50 % or more	50.0 -- at Texas A&M (8-16), 2/8/22
Shot 60 % or more	66.7 -- vs. Alabama (10-15), 1/8/19

Opponents Three-Point FG Percentage

Shot less than 10 %	6.3 -- by UAB (1-16), 12/21/13
Shot 40 % or more	42.3 -- by Winthrop (11-26), 12/17/22
Shot 50 % or more	51.0 -- by S. Carolina (26-51), 2/19/22
Shot 60 % or more	71.4 -- by Grambling (5-7), 12/01/18
Shot 70% or more	71.4 - by Grambling (5-7), 12/01/18

Free Throw Percentage

Shot less than 50 %	40.0 -- vs. WF (6-15), 12/10/22
Shot 80 % or more	80.0 -- vs. UK (8-10), 1/3/23
Shot 90 % or more	94.7 -- at Arkansas (18-19), 3/2/22
Shot 100 percent	100.0 -- vs. Texas A&M (13-13), 2/4/17

Rebounds

Had less than 20 rebs.....	19 -- vs. Ole Miss, 1/22/11
Had 40 or more rebs	45 -- vs. NCCU, 12/13/22
Had 50 or more rebs	50 -- vs. McNeese, 11/18/21
Had 60 or more rebs	64 -- vs. Northwestern State, 11/16/13

Opponent Rebounds

Less than 20 rebs	18 -- by UNCG, 11/9/18
Had 40 or more rebs	44 -- by Arkansas, 12/28/22
Had 50 or more rebs	51 -- by Alabama, 3/14/21

Assists

Less than 5 assists	4 -- vs. Texas A&M, 3/12/16
15 assists or more	15 -- at UK, 1/3/23
20 assists or more	20 -- vs. Lipscomb, 12/22/21
25 assists or more	26 -- vs. UNF, 12/22/17
30 or more assists	33 -- vs. Georgia State, 12/28/94

Opponent Assists

Less than 5 assists	3 -- by Kentucky, 2/23/22
15 assists or more	18 -- by UK, 1/3/23
20 assists or more	20 -- by Alabama, 1/19/21
25 assists or more	26 -- by Kentucky, 3/5/16
30 assists or more	33 -- by Kentucky, 1/16/96

Blocks

0 blocks	0 -- at Kentucky, 2/23/22
5 or more blocks	6 -- vs. Winthrop, 12/17/22
10 or more blocks	10 -- vs. Grambling, 12/1/18
15 or more blocks	16 -- vs. Alcorn State, 11/20/08

Opponent Blocks

0 blocks	0 -- by Alabama, 3/5/22
5 or more blocks	5 -- by Arkansas, 12/28/22
10 or more blocks	14 -- by Auburn, 12/29/21

Steals

0 steals	0 -- vs. Georgia Tech, 3/17/90
10 or more steals	11 -- at A&M, 1/7/23
15 or more steals	17 -- vs. UNO, 11/17/22

Opponent Steals

0 steals	0 -- by Washington State, 12/27/08
10 or more steals	11 -- by Missouri, 3/10/22
15 or more steals	15 -- by Iowa State, 3/18/22

The Last Time An LSU Player...

ALL GAMES

Scored 20 or more points.....	23 KJ Williams, at Kentucky, 1/3/23
Scored 25 or more points.....	28 KJ Williams, vs. ETSU, 12/21/22
Scored 30 or more points.....	35 KJ Williams, vs. Wake Forest, 12/10/22
Scored 35 or more points.....	35 KJ Williams, vs. Wake Forest, 12/10/22
Scored 40 or more points.....	43 Ben Simmons, vs. North Florida, 12/2/15
Scored 45 or more points.....	53 Shaquille O'Neal, vs. Arkansas State, 12/18/90
Scored 50 or more points.....	53 Shaquille O'Neal, vs. Arkansas State, 12/18/90
Scored 55 or more points.....	55 Chris Jackson, vs. Ole Miss, 3/4/89
Scored 60 or more.....	64 Pete Maravich, vs. Kentucky, 2/21/70
Scored double figures in 5 straight games.....	9 KJ Williams, 11/21/22 to 12/21/22
Scored double figures in 10 straight games.....	14 Darius Days, 1/29/22 to 3/18/22
Scored duple figures in 15 straight game	19 Cameron Thomas, 1/13/21 to 3/22/21
Scored double figures in 20 straight games.....	28 Ben Simmons, 11/30/15 to 3/5/16
Scored double figures in 25 straight games.....	28 Ben Simmons, 11/30/15 to 3/5/16
Scored double figures in 30 straight games.....	48 Glen Davis, 3/5/05 to 12/17/06
Scored double figures in 35 straight games.....	48 Glen Davis, 3/5/05 to 12/17/06
Scored double figures in 40 straight games.....	48 Glen Davis, 3/5/05 to 12/17/06
Scored double figures in 45 or more straight game.....	48 Glen Davis, 3/5/05 to 12/17/06
Scored 20 points or more in 2 straight games	2 Tari Eason 24 at Arkansas (3/2/22); 20 vs. Alabama (3/5/22)
Scored 20 points or more in 3 straight games	3 Tari Eason, 23 vs. Miss. State (2/12/22); 21 vs. UGA (2/16/22); 21 at South Carolina (2/19/22)
Scored 20 points or more in 4 straight games	4 Tari Eason, 25 at Texas A&M (2/8/22); 23 vs. Miss. State (2/12/22); 21 vs. UGA (2/16/22); 21 at South Carolina (2/19/22)
Scored 20 points or more in 5 straight games	5 Cam Thomas, 27 vs. Auburn (2/20/21); 21 at UGA (2/23/21); 25 at Arkansas (2/27/21); 23 vs. Vanderbilt (3/2/21); 29 at Missouri (3/6/21)
Scored 20 points or more in 6 straight games	10 Cam Thomas, 26 at Texas A&M (1/26/21); 25 vs. Texas Tech (1/30/21); 22 at Alabama (2/3/21); 25 at Miss. State (2/10/21); 25 vs. Tennessee (2/13/21); 27 vs. Auburn (2/20/21); 21 at UGA (2/23/21); 25 at Arkansas (2/27/21); 23 vs. Vanderbilt (3/2/21); 29 at Missouri, (3/6/21)
Scored 30 points or more in consecutive games	2 Marcus Thornton, 31 vs. Miss. State (1/21/09); 30 vs. Xavier (1/24/09)
Made 10-14 field goals in a game.....	11 KJ Williams, vs. ETSU, 12/21/22
Made 15 or more field goals in a game	15 Ben Simmons, vs. N. Florida, 12/2/15
Attempted 15-19 field goals in a game	15 Adam Miller, at UK, 1/3/23
Attempted 20-24 field goals in a game.....	21 KJ Williams, vs. Wake Forest, 12/10/22
Attempted 25-29 field goals in a game.....	25 Johnny O'Bryant III, at Kentucky, 2/22/14
Attempted 30 or more field goals in a game.....	34 Ronnie Henderson, vs. Oklahoma State, 12-20-94
Made 5 three pointers in a game.....	5 Adam Miller, at A&M, 1/7/23
Made 6-9 three pointers in a game.....	7 KJ Williams, vs. Wake Forest, 12/10/22
Made 10 or more three pointers in a game.....	10 Mahmoud Abdul-Rauf, vs. Tennessee, 2-10-90
Attempted 8-10 three pointers in a game	8 Adam Miller, at A&M, 1/7/23
Attempted 11 or more three pointers in a game.....	13 Adam Miller, at UK, 1/3/23
Had 15 or more rebounds.....	18 Darius Days, vs. LA Tech, 12/18/21
Had 20 or more rebounds.....	20 Ben Simmons vs. Marquette, 11/23/15
Had 10 or more rebounds in 2 straight games.....	2 KJ Williams, 10 vs. Wake Forest, 12/10/22; 12 vs. NCCU, 12/13/22
10 or more rebounds in 3 straight games.....	3 Darius Day 12 at TCU, 1/29/22; 13 vs. Ole Miss, 2/1/22; 11 at Vanderbilt, 2/5/22
Had 10 or more rebounds in 4 straight games.....	4 Ben Simmons, 12 at Arkansas, 2/23/16; 11 vs. Florida, 2/27/16 ; 14

The Last Time An LSU Player...

ALL GAMES

Had 10 or more rebounds in 5 straight games.....	7	vs. Missouri, 3/1/16; 11 at Kentucky, 3/5/16
Had 10 or more rebounds in 6 straight games.....	7	Ben Simmons, 16, vs. South Alabama, 11/19/15; 20 vs. Marquette, 11/23/15; 14 vs. NC State, 11/24/15; 18 at Charleston, 11/30/15; 14 vs. North Florida, 12/2/15, 14 at Houston, 12/13/15; vs. Gardner-Webb, 12/16/15
Had 10 or more rebounds in 7 straight games.....	7	Ben Simmons, 16, vs. South Alabama, 11/19/15; 20 vs. Marquette, 11/23/15; 14 vs. NC State, 11/24/15; 18 at Charleston, 11/30/15; 14 vs. North Florida, 12/2/15, 14 at Houston, 12/13/15; vs. Gardner-Webb, 12/16/15
Had 10 or more rebounds in 8 or more games	8	Ben Simmons, 16, vs. South Alabama, 11/19/15; 20 vs. Marquette, 11/23/15; 14 vs. NC State, 11/24/15; 18 at Charleston, 11/30/15; 14 vs. North Florida, 12/2/15, 14 at Houston, 12/13/15; vs. Gardner-Webb, 12/16/15
Had 9 offensive rebounds in a game.....	9	Glen Davis, 11 at Alabama, 2/4/06; 16 vs. Arkansas, 2/8/06; 15 at Florida, 2/11/06; 13 vs. Miss. State, 2/15/06; 11 at Auburn, 2/18/06; 11 at Vandy, 2/22/06; 15 vs. Kentucky, 2/25/06; 10 at S. Carolina, 2/28/06
Had 10-13 defensive rebounds in a game.....	11	Darius Days vs. Arkansas, 1/8/20
Had 14 or more defensive rebounds in a game.....	15	Darius Days vs. LA Tech, 12/18/21
Had 8 or more assists.....	9	Ben Simmons, vs. Arkansas, 1/16/16
Had 10 or more assists.....	10	Brandon Murray, vs. Missouri, 3/10/22
Had 15 or more assists.....	18	Xavier Pinson, vs. Georgia, 2/16/22
Had 5 or more blocks in a game.....	5	Randy Livingston, vs. George Mason, 12-3-94
Had 8 or more blocks in a game.....	9	Kavell Bigby-Williams, at Ole Miss, 1/15/19
Had 10 or more blocks in a game	11	Kavell Bigby-Williams, vs. Grambling, 12/1/18
Had 5 or more steals in a game	5	Stromile Swift, vs. Alabama, 2-10-99
Had 8 or more steals in a game	8	Justice Hill, at Texas A&M, 1/7/23
Had 10 or more steals in a game.....	10	Tremont Waters, vs. ULM, 12/28/18
Had a double-double		Shawn Griggs, vs. Tennessee, 2-23-91
Had a double-double in 2 or more straight games.....	2	Derek Fountain, 14 pts-10 rebs, vs. Arkansas, 12/28/22
Had a double-double in 4 or more straight games.....	4	KJ Williams, 35 pts-10 rebs, vs. Wake Forest, 12/10/22; 18 pts-12 rebs. vs. NCCU, 12/13/22
Had a double-double in 5 or more straight games.....	7	Ben Simmons at Arkansas, 23 pts.-12 reb., 2/23/16; vs. Florida, 22 pts.-11 reb. , 2/27/16; vs. Missouri, 22 pts.-14 reb., 3/1/16; at Kentucky, 17 pts.-11 reb., 3/5/16
Had a triple-double	51	Ben Simmons, vs. South Alabama, 23 pts-16 rebs, 11/19/15; vs. Marquette, 21 pts-20 rebs, 11/23/15; vs. NC State, 14 rebs-10 assts, 11/24/15; at Charleston, 15 pts-18 rebs, 11/30/15; vs. North Florida, 43; pts-11 rebs, 12/2/15; at Houston, 13 pts-14 rebs, 12/13/15; vs. Gardner-Webb, 11 pts-12 rebs, 12/16/15
Played 40 minutes in a game.....	41	Tim Quarterman, vs. Ole Miss, 18 pts-10 reb-10 asst, 2/28/15
Played 41 or more in a game	41	Brandon Murray, vs. Alabama, 3/5/22
Played 50 or more minutes in a game.....	54	Brandon Murray, vs. Alabama, 3/5/22
	54	Charles Carmouche, vs. Alabama, 2/23/13
	51	Johnny O'Bryant III, vs. Alabama, 2/23/13



2022-23 LSU Men's Basketball Combined Team Statistics All games

Page 1/1
as of Jan 08, 2023

Game Records

Record	Overall	Home	Away	Neutral
ALL GAMES	12-3	9-0	0-2	3-1
CONFERENCE	1-2	1-0	0-2	0-0
NON-CONFERENCE	11-1	8-0	0-0	3-1

Score by Periods

Team	1st	2nd	OT	TOT
LSU	537	526	0	1063
Opponents	451	516	0	967

Team Box Score

No.	Player				Total		3-Point		F-Throw		Rebounds													
		GP-GS	MIN	AVG	FG-FGA	FG%	3FG-3FGA	3FG%	FT-FTA	FT%	OFF	DEF	TOT	AVG	PF	DQ	A	TO	BLK	STL	PTS	AVG		
12	WILLIAMS, KJ	15-15	480:10	32.0	106-193	.549	29-59	.492	32-38	.842	40	75	115	7.7	38	0	17	24	14	24	273	18.2		
44	MILLER, Adam	15-15	497:07	33.1	65-173	.376	39-116	.336	31-37	.838	1	29	30	2.0	19	0	22	27	3	8	200	13.3		
1	HAYES, Cam	14-6	290:43	20.8	42-83	.506	17-43	.395	21-26	.808	1	27	28	2.0	20	0	28	17	2	10	122	8.7		
3	HILL, Justice	15-14	403:46	26.9	41-127	.323	16-54	.296	14-27	.519	6	21	27	1.8	14	0	53	23	1	20	112	7.5		
20	FOUNTAIN, Derek	15-7	327:24	21.8	40-61	.656	2-4	.500	28-38	.737	32	53	85	5.7	42	2	13	19	6	23	110	7.3		
0	HANNIBAL, Trae	15-1	304:07	20.3	30-67	.448	1-3	.333	33-51	.647	13	49	62	4.1	27	0	43	31	1	13	94	6.3		
11	WILLIAMS, Justice	10-0	122:24	12.2	15-35	.429	1-14	.071	3-10	.300	3	6	9	0.9	7	0	9	8	0	6	34	3.4		
13	REED, Jalen	15-8	243:32	16.2	14-38	.368	2-4	.500	13-25	.520	11	31	42	2.8	28	0	8	17	6	7	43	2.9		
5	WILKINSON, Mwani	12-9	156:19	13.0	11-27	.407	8-18	.444	1-2	.500	2	17	19	1.6	19	0	10	7	3	6	31	2.6		
4	COLEMAN, Kendal	15-0	117:10	7.8	15-25	.600	0-0	.000	5-8	.625	11	25	36	2.4	18	0	1	5	8	4	35	2.3		
15	WARD, Tyrell	7-0	36:05	5.2	2-8	.250	1-5	.200	0-0	.000	2	3	5	0.7	4	0	0	1	0	3	5	0.7		
34	PHILLIPS JR., Shawn	7-0	17:52	2.6	0-2	.000	0-0	.000	4-4	1.000	1	2	3	0.4	7	0	1	2	0	0	4	0.6		
10	EGEMO, Brandon	1-0	01:07	1.1	0-0	.000	0-0	.000	0-0	.000	0	1	1	1.0	0	0	0	0	0	0	0	0.0		
25	BENHAYOUNE, Adam	1-0	01:07	1.1	0-0	.000	0-0	.000	0-0	.000	0	0	0	0.0	0	0	0	0	0	0	0	0.0		
30	EDWARDS, Parker	1-0	01:07	1.1	0-1	.000	0-1	.000	0-0	.000	0	0	0	0.0	0	0	0	0	0	0	0	0.0		
Team											20	29	49					8						
Total		15	3000		381-840	.454	116-321	.361	185-266	.695	143	368	511	34.1	243	2	205	189	44	124	1063	70.9		
Opponents		15	3000		361-846	.427	91-324	.281	154-225	.684	149	351	500	33.3	249	6	172	209	36	82	967	64.5		

Team Statistics

	LSU	OPP
Scoring	1063	967
Points per game	70.9	64.5
Scoring margin	+6.4	-
Field goals-att	381-840	361-846
Field goal pct	.454	.427
3 point fg-att	116-321	91-324
3-point FG pct	.361	.281
3-pt FG made per game	7.7	6.1
Free throws-att	185-266	154-225
Free throw pct	.695	.684
F-Throws made per game	12.3	10.3
Rebounds	511	500
Rebounds per game	34.1	33.3
Rebounding margin	+0.7	-
Assists	205	172
Assists per game	13.7	11.5
Turnovers	189	209
Turnovers per game	12.6	13.9
Turnover margin	+1.3	-
Assist/turnover ratio	1.1	0.8
Steals	124	82
Steals per game	8.3	5.5
Blocks	44	36
Blocks per game	2.9	2.4
Winning streak	0	-
Home win streak	9	-
Attendance	81912	28929
Home games-Avg/Game	9-9101	2-14465
Neutral site-Avg/Game	-	4-3161

Team Results

Date	Opponent		Score	Att.
11/09/2022	Kansas City	W	74-63	9338
11/12/2022	Arkansas St.	W	61-52	9011
11/17/2022	New Orleans	W	91-62	9224
11/21/2022	vs Illinois St.	W	77-61	1250
11/22/2022	vs Akron	W	73-58	1200
11/23/2022	vs Kansas St.	L	59-61	2400
11/27/2022	Wofford	W	78-75	8428
12/02/2022	UT Arlington	W	63-59	9145
12/10/2022	vs Wake Forest	W	72-70	7795
12/13/2022	N.C. Central	W	67-57	8212
12/17/2022	Winthrop	W	89-81	9067
12/21/2022	ETSU	W	72-68	9059
12/28/2022	Arkansas	W	60-57	10428
01/03/2023	at Kentucky	L	71-74	19610
01/07/2023	at Texas A&M	L	56-69	9319



2022-23 LSU Men's Basketball Combined Team Statistics In Conference games

Page 1/1
as of Jan 08, 2023

Game Records

Record	Overall	Home	Away	Neutral
ALL GAMES	1-2	1-0	0-2	0-0
CONFERENCE	1-2	1-0	0-2	0-0
NON-CONFERENCE	0-0	0-0	0-0	0-0

Score by Periods

Team	1st	2nd	OT	TOT
LSU	85	102	0	187
Opponents	95	105	0	200

Team Box Score

No.	Player				Total		3-Point		F-Throw		Rebounds												
		GP-GS	MIN	AVG	FG-FGA	FG%	3FG-3FGA	3FG%	FT-FTA	FT%	OFF	DEF	TOT	AVG	PF	DQ	A	TO	BLK	STL	PTS	AVG	
12	WILLIAMS, KJ	3-3	105:39	35.2	13-26	.500	6-13	.462	9-9	1.000	3	13	16	5.3	8	0	4	3	3	4	41	13.7	
0	HANNIBAL, Trae	3-1	75:19	25.1	16-29	.552	1-2	.500	7-15	.467	3	11	14	4.7	5	0	10	8	0	3	40	13.3	
44	MILLER, Adam	3-3	96:32	32.2	12-34	.353	11-24	.458	3-4	.750	0	6	6	2.0	2	0	5	2	0	1	38	12.7	
1	HAYES, Cam	3-3	84:08	28.0	9-23	.391	3-12	.250	4-4	1.000	0	7	7	2.3	3	0	5	2	0	1	25	8.3	
20	FOUNTAIN, Derek	3-3	75:34	25.2	9-16	.563	0-1	.000	4-5	.800	8	13	21	7.0	9	1	4	4	1	4	22	7.3	
11	WILLIAMS, Justice	3-0	33:29	11.2	4-11	.364	1-4	.250	0-0	.000	1	1	2	0.7	3	0	2	2	0	1	9	3.0	
3	HILL, Justice	3-2	61:04	20.4	3-12	.250	2-8	.250	0-3	.000	1	3	4	1.3	2	0	3	7	0	5	8	2.7	
5	WILKINSON, Mwani	2-0	12:37	6.3	1-1	1.000	0-0	.000	0-0	.000	0	0	0	0.0	2	0	1	1	1	1	2	1.0	
13	REED, Jalen	3-0	34:12	11.4	1-10	.100	0-0	.000	0-0	.000	2	4	6	2.0	7	0	1	1	1	0	2	0.7	
34	PHILLIPS JR., Shawn	3-0	08:16	2.8	0-1	.000	0-0	.000	0-0	.000	1	0	1	0.3	1	0	0	0	0	0	0	0.0	
4	COLEMAN, Kendal	3-0	13:10	4.4	0-1	.000	0-0	.000	0-0	.000	1	2	3	1.0	2	0	0	0	1	0	0	0.0	
Team											2	6	8					4					
Total		3	600		68-164	.415	24-64	.375	27-40	.675	22	66	88	29.3	44	1	35	34	7	20	187	62.3	
Opponents		3	600		78-173	.451	15-59	.254	29-43	.674	35	78	113	37.7	42	0	37	29	9	16	200	66.7	

Team Statistics

	LSU	OPP
Scoring	187	200
Points per game	62.3	66.7
Scoring margin	-4.3	-
Field goals-att	68-164	78-173
Field goal pct	.415	.451
3 point fg-att	24-64	15-59
3-point FG pct	.375	.254
3-pt FG made per game	8.0	5.0
Free throws-att	27-40	29-43
Free throw pct	.675	.674
F-Throws made per game	9.0	9.7
Rebounds	88	113
Rebounds per game	29.3	37.7
Rebounding margin	-8.3	-
Assists	35	37
Assists per game	11.7	12.3
Turnovers	34	29
Turnovers per game	11.3	9.7
Turnover margin	-1.7	-
Assist/turnover ratio	1.0	1.3
Steals	20	16
Steals per game	6.7	5.3
Blocks	7	9
Blocks per game	2.3	3.0
Winning streak	0	-
Home win streak	1	-
Attendance	10428	28929
Home games-Avg/Game	1-10428	2-14465
Neutral site-Avg/Game	-	0-0

Team Results

Date	Opponent		Score	Att.
12/28/2022	Arkansas	W	60-57	10428
01/03/2023	at Kentucky	L	71-74	19610
01/07/2023	at Texas A&M	L	56-69	9319



2022-23 LSU Men's Basketball Combined Team Statistic Last 5 games

Page 1/1
as of Jan 04, 2023

Game Records

Record	Overall	Home	Away	Neutral
ALL GAMES	4-1	4-0	0-1	0-0
CONFERENCE	1-1	1-0	0-1	0-0
NON-CONFERENCE	3-0	3-0	0-0	0-0

Score by Periods

Team	1st	2nd	OT	TOT
LSU	177	182	0	359
Opponents	150	187	0	337

Team Box Score

No.	Player				Total		3-Point		F-Throw		Rebounds											
		GP-GS	MIN	AVG	FG-FGA	FG%	3FG-3FGA	3FG%	FT-FTA	FT%	OFF	DEF	TOT	AVG	PF	DQ	A	TO	BLK	STL	PTS	AVG
12	WILLIAMS, KJ	5-5	159:32	31.9	37-65	.569	12-23	.522	9-10	.900	9	29	38	7.6	13	0	7	8	5	7	95	19.0
1	HAYES, Cam	5-5	137:01	27.4	20-36	.556	8-20	.400	8-9	.889	0	13	13	2.6	4	0	14	6	0	5	56	11.2
20	FOUNTAIN, Derek	5-5	142:42	28.5	22-34	.647	0-2	.000	12-17	.706	18	29	47	9.4	13	0	8	6	4	7	56	11.2
44	MILLER, Adam	5-5	155:13	31.0	15-59	.254	8-39	.205	8-9	.889	1	10	11	2.2	5	0	10	8	1	1	46	9.2
0	HANNIBAL, Trae	5-0	103:21	20.7	19-29	.655	1-3	.333	7-12	.583	6	14	20	4.0	6	0	18	10	0	1	46	9.2
3	HILL, Justice	5-5	119:40	23.9	10-37	.270	7-21	.333	0-5	.000	1	7	8	1.6	3	0	13	6	1	3	27	5.4
11	WILLIAMS, Justice	5-0	65:01	13.0	7-18	.389	0-7	.000	0-3	.000	2	2	4	0.8	2	0	3	4	0	4	14	2.8
4	COLEMAN, Kendal	5-0	28:41	5.7	4-7	.571	0-0	.000	1-2	.500	4	5	9	1.8	6	0	0	1	3	0	9	1.8
13	REED, Jalen	5-0	61:31	12.3	4-12	.333	0-0	.000	0-0	.000	3	7	10	2.0	10	0	1	3	1	2	8	1.6
5	WILKINSON, Mwani	3-0	16:20	5.4	1-1	1.000	0-0	.000	0-0	.000	0	0	0	0.0	2	0	1	1	1	1	2	0.7
34	PHILLIPS JR., Shawn	2-0	07:34	3.8	0-1	.000	0-0	.000	0-0	.000	1	0	1	0.5	1	0	0	0	0	0	0	0.0
15	WARD, Tyrell	1-0	03:25	3.4	0-0	.000	0-0	.000	0-0	.000	0	0	0	0.0	0	0	0	1	0	0	0	0.0
Team											6	10	16					2				
Total		5	1000		139-299	.465	36-115	.313	45-67	.672	51	126	177	35.4	65	0	75	56	16	31	359	71.8
Opponents		5	1000		135-296	.456	33-105	.314	34-57	.596	45	121	166	33.2	73	2	62	54	20	26	337	67.4

Team Statistics

	LSU	OPP
Scoring	359	337
Points per game	71.8	67.4
Scoring margin	+4.4	-
Field goals-att	139-299	135-296
Field goal pct	.465	.456
3 point fg-att	36-115	33-105
3-point FG pct	.313	.314
3-pt FG made per game	7.2	6.6
Free throws-att	45-67	34-57
Free throw pct	.672	.596
F-Throws made per game	9.0	6.8
Rebounds	177	166
Rebounds per game	35.4	33.2
Rebounding margin	+2.2	-
Assists	75	62
Assists per game	15.0	12.4
Turnovers	56	54
Turnovers per game	11.2	10.8
Turnover margin	-0.4	-
Assist/turnover ratio	1.3	1.1
Steals	31	26
Steals per game	6.2	5.2
Blocks	16	20
Blocks per game	3.2	4.0
Winning streak	0	-
Home win streak	4	-
Attendance	36766	19610
Home games-Avg/Game	4-9192	1-19610
Neutral site-Avg/Game	-	0-0

Team Results

Date	Opponent		Score	Att.
12/13/2022	N.C. Central	W	67-57	8212
12/17/2022	Winthrop	W	89-81	9067
12/21/2022	ETSU	W	72-68	9059
12/28/2022	Arkansas	W	60-57	10428
01/03/2023	at Kentucky	L	71-74	19610



2022-23 LSU Men's Basketball
Points-rebounds-assists
All games

Page 1/1
as of Jan 08, 2023

Opponent	Date	Score		0 HANNIBAL,T	1 HAYES,CAM	3 HILL,JUSTI	4 COLEMAN,KE	5 WILKINSON,	10 EGEMO,BRAN	11 WILLIAMS,J	12 WILLIAMS,K	13 REED,JALEN	15 WARD,TYREL	20 FOUNTAIN,D
Kansas City	11/09/2022	74-63	W	7-8-2	0-0-0	13-4-7	0-2-0	9-1-2	DNP	7-4-2	13-14-0	3-3-1	DNP	4-3-0
Arkansas St.	11/12/2022	61-52	W	4-5-2	DNP	11-4-3	0-2-0	0-6-2	DNP	0-0-0	15-4-1	5-3-0	0-0-0	0-5-0
New Orleans	11/17/2022	91-62	W	7-2-0	13-0-3	12-2-5	4-7-0	6-0-1	0-1-0	5-0-1	7-4-0	8-6-0	3-0-0	15-8-2
vs Illinois St.	11/21/2022	77-61	W	0-4-4	10-3-0	4-1-5	8-3-0	1-5-0	DNP	DNP	33-8-3	4-4-1	0-1-0	4-3-1
vs Akron	11/22/2022	73-58	W	0-5-3	7-1-3	14-2-3	0-0-0	2-2-1	DNP	DNP	19-5-0	3-4-1	0-1-0	5-3-1
vs Kansas St.	11/23/2022	59-61	L	2-5-4	3-2-0	12-2-2	0-2-0	3-3-0	DNP	DNP	17-10-1	6-0-2	2-2-0	3-1-0
Wofford	11/27/2022	78-75	W	12-4-2	3-1-2	6-0-2	7-2-0	5-1-2	DNP	DNP	15-5-1	2-5-2	DNP	2-1-0
UT Arlington	12/02/2022	63-59	W	7-4-4	7-1-0	3-2-5	7-6-1	3-0-0	DNP	DNP	14-9-1	3-5-0	0-1-0	8-6-0
vs Wake Forest	12/10/2022	72-70	W	0-0-0	13-5-6	4-1-6	0-0-0	0-1-1	DNP	5-1-2	35-10-1	1-0-0	DNP	11-5-0
N.C. Central	12/13/2022	67-57	W	4-2-4	14-7-2	7-0-4	4-1-0	0-0-0	DNP	2-1-1	18-12-2	0-2-0	DNP	17-14-1
Winthrop	12/17/2022	89-81	W	4-3-6	25-1-4	9-3-3	5-7-0	DNP	DNP	4-0-1	18-6-0	2-3-0	DNP	8-7-2
ETSU	12/21/2022	72-68	W	7-6-2	2-0-3	9-2-5	0-1-0	DNP	DNP	2-1-0	28-12-3	4-1-0	0-0-0	11-8-2
Arkansas	12/28/2022	60-57	W	19-6-2	4-5-3	2-2-1	0-0-0	2-0-0	DNP	4-0-0	8-5-0	0-2-0	DNP	14-10-1
at Kentucky	01/03/2023	71-74	L	12-3-4	11-0-2	0-1-0	0-0-0	0-0-1	DNP	2-2-1	23-3-2	2-2-1	DNP	6-8-2
at Texas A&M	01/07/2023	56-69	L	9-5-4	10-2-0	6-1-2	0-3-0	DNP	DNP	3-0-1	10-8-2	0-2-0	DNP	2-3-1

Opponent	Date	Score		25 BENHAYOUNE	30 EDWARDS,PA	34 PHILLIPS J	44 MILLER,ADA
Kansas City	11/09/2022	74-63	W	DNP	DNP	0-0-0	18-3-2
Arkansas St.	11/12/2022	61-52	W	DNP	DNP	0-1-0	26-3-1
New Orleans	11/17/2022	91-62	W	0-0-0	0-0-0	4-1-1	7-2-1
vs Illinois St.	11/21/2022	77-61	W	DNP	DNP	0-0-0	13-0-3
vs Akron	11/22/2022	73-58	W	DNP	DNP	DNP	23-2-2
vs Kansas St.	11/23/2022	59-61	L	DNP	DNP	DNP	11-2-1
Wofford	11/27/2022	78-75	W	DNP	DNP	DNP	26-4-0
UT Arlington	12/02/2022	63-59	W	DNP	DNP	DNP	11-1-0
vs Wake Forest	12/10/2022	72-70	W	DNP	DNP	DNP	3-1-1
N.C. Central	12/13/2022	67-57	W	DNP	DNP	DNP	1-1-2
Winthrop	12/17/2022	89-81	W	DNP	DNP	DNP	14-3-3
ETSU	12/21/2022	72-68	W	DNP	DNP	DNP	9-2-1
Arkansas	12/28/2022	60-57	W	DNP	DNP	0-1-0	7-4-2
at Kentucky	01/03/2023	71-74	L	DNP	DNP	0-0-0	15-1-2
at Texas A&M	01/07/2023	56-69	L	DNP	DNP	0-0-0	16-1-1



2022-23 LSU Men's Basketball
Category Leaders
All games

Page 1/3
as of Jan 08, 2023

Points

##	Player	G	Pts	Pts/G
12	Williams, KJ	15	273	18.2
44	Miller, Adam	15	200	13.3
1	Hayes, Cam	14	122	8.7
3	Hill, Justice	15	112	7.5
20	Fountain, Derek	15	110	7.3
0	Hannibal, Trae	15	94	6.3
13	Reed, Jalen	15	43	2.9
4	Coleman, Kendal	15	35	2.3
11	Williams, Justice	10	34	3.4
5	Wilkinson, Mwani	12	31	2.6
15	Ward, Tyrell	7	5	0.7
34	Phillips Jr., Shawn	7	4	0.6

Scoring Average

##	Player	G	Pts	Pts/G
12	Williams, KJ	15	273	18.2
44	Miller, Adam	15	200	13.3
1	Hayes, Cam	14	122	8.7
3	Hill, Justice	15	112	7.5
20	Fountain, Derek	15	110	7.3
0	Hannibal, Trae	15	94	6.3
11	Williams, Justice	10	34	3.4
13	Reed, Jalen	15	43	2.9
5	Wilkinson, Mwani	12	31	2.6
4	Coleman, Kendal	15	35	2.3
15	Ward, Tyrell	7	5	0.7
34	Phillips Jr., Shawn	7	4	0.6

Field Goal Percentage

##	Player	FG	Att	Pct
20	Fountain, Derek	40	61	.656
4	Coleman, Kendal	15	25	.600
12	Williams, KJ	106	193	.549
1	Hayes, Cam	42	83	.506
0	Hannibal, Trae	30	67	.448
11	Williams, Justice	15	35	.429
5	Wilkinson, Mwani	11	27	.407
44	Miller, Adam	65	173	.376
13	Reed, Jalen	14	38	.368
3	Hill, Justice	41	127	.323
15	Ward, Tyrell	2	8	.250

Field Goal Attempts

##	Player	G	Att	Att/G
12	Williams, KJ	15	193	12.9
44	Miller, Adam	15	173	11.5
3	Hill, Justice	15	127	8.5
1	Hayes, Cam	14	83	5.9
0	Hannibal, Trae	15	67	4.5

Field Goals Made

##	Player	G	Made	Made/G
12	Williams, KJ	15	106	7.1
44	Miller, Adam	15	65	4.3
1	Hayes, Cam	14	42	3.0
3	Hill, Justice	15	41	2.7
20	Fountain, Derek	15	40	2.7

3-Point FG Percentage

##	Player	3FG	Att	Pct
20	Fountain, Derek	2	4	.500
13	Reed, Jalen	2	4	.500
12	Williams, KJ	29	59	.492
5	Wilkinson, Mwani	8	18	.444
1	Hayes, Cam	17	43	.395
44	Miller, Adam	39	116	.336
0	Hannibal, Trae	1	3	.333
3	Hill, Justice	16	54	.296
15	Ward, Tyrell	1	5	.200
11	Williams, Justice	1	14	.071

3-Point FG Attempts

##	Player	G	Att	Att/G
44	Miller, Adam	15	116	7.7
12	Williams, KJ	15	59	3.9
3	Hill, Justice	15	54	3.6
1	Hayes, Cam	14	43	3.1
5	Wilkinson, Mwani	12	18	1.5

3-Point FG Made

##	Player	G	Made	Made/G
44	Miller, Adam	15	39	2.6
12	Williams, KJ	15	29	1.9
1	Hayes, Cam	14	17	1.2
3	Hill, Justice	15	16	1.1
5	Wilkinson, Mwani	12	8	0.7



2022-23 LSU Men's Basketball
Category Leaders
All games

Page 2/3
as of Jan 08, 2023

Free Throw Percentage

##	Player	Made	Att	Pct
34	Phillips Jr., Shawn	4	4	1.000
12	Williams, KJ	32	38	.842
44	Miller, Adam	31	37	.838
1	Hayes, Cam	21	26	.808
20	Fountain, Derek	28	38	.737
0	Hannibal, Trae	33	51	.647
4	Coleman, Kendal	5	8	.625
13	Reed, Jalen	13	25	.520
3	Hill, Justice	14	27	.519
5	Wilkinson, Mwani	1	2	.500
11	Williams, Justice	3	10	.300

Free Throw Attempts

##	Player	G	Att	Att/G
0	Hannibal, Trae	15	51	3.4
12	Williams, KJ	15	38	2.5
20	Fountain, Derek	15	38	2.5
44	Miller, Adam	15	37	2.5
3	Hill, Justice	15	27	1.8

Free Throws Made

##	Player	G	Made	Made/G
0	Hannibal, Trae	15	33	2.2
12	Williams, KJ	15	32	2.1
44	Miller, Adam	15	31	2.1
20	Fountain, Derek	15	28	1.9
1	Hayes, Cam	14	21	1.5

Rebounds

##	Player	G	Reb	Reb/G
12	Williams, KJ	15	115	7.7
20	Fountain, Derek	15	85	5.7
0	Hannibal, Trae	15	62	4.1
13	Reed, Jalen	15	42	2.8
4	Coleman, Kendal	15	36	2.4

Assists

##	Player	G	Ast	Ast/G
3	Hill, Justice	15	53	3.5
0	Hannibal, Trae	15	43	2.9
1	Hayes, Cam	14	28	2.0
44	Miller, Adam	15	22	1.5
12	Williams, KJ	15	17	1.1

Rebounds Average

##	Player	G	Reb	Reb/G
12	Williams, KJ	15	115	7.7
20	Fountain, Derek	15	85	5.7
0	Hannibal, Trae	15	62	4.1
13	Reed, Jalen	15	42	2.8
4	Coleman, Kendal	15	36	2.4

Steals

##	Player	G	Stl	Stl/G
12	Williams, KJ	15	24	1.6
20	Fountain, Derek	15	23	1.5
3	Hill, Justice	15	20	1.3
0	Hannibal, Trae	15	13	0.9
1	Hayes, Cam	14	10	0.7

Offensive Rebounds

##	Player	G	OReb	OReb/G
12	Williams, KJ	15	40	2.7
20	Fountain, Derek	15	32	2.1
0	Hannibal, Trae	15	13	0.9
13	Reed, Jalen	15	11	0.7
4	Coleman, Kendal	15	11	0.7

Blocked Shots

##	Player	G	Blk	Blk/G
12	Williams, KJ	15	14	0.9
4	Coleman, Kendal	15	8	0.5
20	Fountain, Derek	15	6	0.4
13	Reed, Jalen	15	6	0.4
44	Miller, Adam	15	3	0.2

Defensive Rebounds

##	Player	G	DReb	DReb/G
12	Williams, KJ	15	75	5.0
20	Fountain, Derek	15	53	3.5
0	Hannibal, Trae	15	49	3.3
13	Reed, Jalen	15	31	2.1
44	Miller, Adam	15	29	1.9

Minutes

##	Player	G	Min	Min/G
44	Miller, Adam	15	497	33:08
12	Williams, KJ	15	480	32:01
3	Hill, Justice	15	404	26:55
20	Fountain, Derek	15	327	21:50
0	Hannibal, Trae	15	304	20:16



2022-23 LSU Men's Basketball
Category Leaders
All games

Page 3/3
as of Jan 08, 2023

Fouls

##	Player	G	PF	PF/G
20	Fountain, Derek	15	42	2.8
12	Williams, KJ	15	38	2.5
13	Reed, Jalen	15	28	1.9
0	Hannibal, Trae	15	27	1.8
1	Hayes, Cam	14	20	1.4

Turnovers

##	Player	G	TO	TO/G
0	Hannibal, Trae	15	31	2.1
44	Miller, Adam	15	27	1.8
12	Williams, KJ	15	24	1.6
3	Hill, Justice	15	23	1.5
20	Fountain, Derek	15	19	1.3

Foul Outs

##	Player	G	FO
20	Fountain, Derek	15	2



2022-23 LSU Men's Basketball
Team Game-by-Game
All games

Page 1/1
as of Jan 08, 2023

				Total		3-Pointers		Free throws		Rebounds											
Opponent	Date	Score		FG-FGA	PCT	3FG-3FGA	PCT	FT-FTA	PCT	OFF	DEF	TOT	AVG	PF	A	TO	BLK	STL	PTS	AVG	
Kansas City	11/09/2022	74-63	W	24-57	.421	8-21	.381	18-26	.692	13	32	45	45.0	23	16	15	4	11	74	74.0	
Arkansas St.	11/12/2022	61-52	W	20-51	.392	8-20	.400	13-16	.813	8	26	34	39.5	11	9	13	3	6	61	67.5	
New Orleans	11/17/2022	91-62	W	30-58	.517	12-28	.429	19-26	.731	12	24	36	38.3	23	14	14	3	17	91	75.3	
vs Illinois St.	11/21/2022	77-61	W	26-53	.491	3-14	.214	22-30	.733	9	26	35	37.5	19	17	18	3	8	77	75.8	
vs Akron	11/22/2022	73-58	W	25-52	.481	9-19	.474	14-16	.875	8	23	31	36.2	23	14	10	3	9	73	75.2	
vs Kansas St.	11/23/2022	59-61	L	23-53	.434	6-19	.316	7-14	.500	9	21	30	35.2	22	10	17	3	9	59	72.5	
Wofford	11/27/2022	78-75	W	28-53	.528	8-19	.421	14-17	.824	5	21	26	33.9	12	11	11	2	8	78	73.3	
UT Arlington	12/02/2022	63-59	W	21-51	.412	7-18	.389	14-21	.667	11	29	40	34.6	14	11	13	3	5	63	72.0	
vs Wake Forest	12/10/2022	72-70	W	28-64	.438	10-26	.385	6-15	.400	9	21	30	34.1	15	17	7	1	9	72	72.0	
N.C. Central	12/13/2022	67-57	W	26-63	.413	4-25	.160	11-18	.611	15	30	45	35.2	9	16	11	5	8	67	71.5	
Winthrop	12/17/2022	89-81	W	35-64	.547	11-27	.407	8-12	.667	12	23	35	35.2	13	19	10	6	6	89	73.1	
ETSU	12/21/2022	72-68	W	27-57	.474	6-21	.286	12-15	.800	10	26	36	35.3	15	16	16	1	8	72	73.0	
Arkansas	12/28/2022	60-57	W	25-62	.403	4-17	.235	6-12	.500	9	30	39	35.5	13	9	10	3	6	60	72.0	
at Kentucky	01/03/2023	71-74	L	26-53	.491	11-25	.440	8-10	.800	5	17	22	34.6	15	15	9	1	3	71	71.9	
at Texas A&M	01/07/2023	56-69	L	17-49	.347	9-22	.409	13-18	.722	8	19	27	34.1	16	11	15	3	11	56	70.9	
Total		1063		381-840	.454	116-321	.361	185-266	.695	143	368	511	34.1	243	205	189	44	124	1063	70.9	
Opponents		967		361-846	.427	91-324	.281	154-225	.684	149	351	500	33.3	249	172	209	36	82	967	64.5	

LSU Averages

Games Played	Points/game	FG Pct	3FG Pct	FT Pct	Rebounds/game	Assists/game	Turnovers/game	Assist/Turnover ratio	Steals/game	Blocks/game
15	70.9	45.4	36.1	69.5	34.1	13.7	12.6	1.1	8.3	2.9



2022-23 LSU Men's Basketball Opponents Game-by-Game All games

Page 1/1
as of Jan 08, 2023

				Total		3-Pointers		Free throws		Rebounds										
Opponent	Date	Score		FG-FGA	PCT	3FG-3FGA	PCT	FT-FTA	PCT	OFF	DEF	TOT	AVG	PF	A	TO	BLK	STL	PTS	AVG
Kansas City	11/09/2022	74-63	W	19-58	.328	4-25	.160	21-27	.778	11	27	38	38.0	20	12	16	1	6	63	63.0
Arkansas St.	11/12/2022	61-52	W	22-57	.386	5-25	.200	3-4	.750	10	25	35	36.5	15	9	16	2	7	52	57.5
New Orleans	11/17/2022	91-62	W	23-50	.460	7-17	.412	9-20	.450	9	20	29	34.0	21	12	23	1	3	62	59.0
vs Illinois St.	11/21/2022	77-61	W	22-52	.423	5-22	.227	12-14	.857	4	21	25	31.8	24	13	19	3	8	61	59.5
vs Akron	11/22/2022	73-58	W	14-54	.259	8-25	.320	22-30	.733	19	17	36	32.6	14	8	14	1	4	58	59.2
vs Kansas St.	11/23/2022	59-61	L	20-48	.417	4-15	.267	17-21	.810	8	22	30	32.2	16	13	17	1	6	61	59.5
Wofford	11/27/2022	78-75	W	28-58	.483	11-31	.355	8-9	.889	9	21	30	31.9	17	12	13	1	5	75	61.7
UT Arlington	12/02/2022	63-59	W	24-64	.375	5-19	.263	6-11	.545	14	22	36	32.4	17	8	9	4	6	59	61.4
vs Wake Forest	12/10/2022	72-70	W	28-55	.509	5-24	.208	9-13	.692	8	29	37	32.9	15	11	15	1	5	70	62.3
N.C. Central	12/13/2022	67-57	W	24-55	.436	7-15	.467	2-8	.250	4	27	31	32.7	17	10	14	1	7	57	61.8
Winthrop	12/17/2022	89-81	W	31-60	.517	11-26	.423	8-12	.667	8	20	28	32.3	15	13	12	4	5	81	63.5
ETSU	12/21/2022	72-68	W	28-62	.452	4-21	.190	8-13	.615	10	22	32	32.3	16	14	12	7	4	68	63.9
Arkansas	12/28/2022	60-57	W	24-65	.369	4-25	.160	5-10	.500	13	31	44	33.2	14	7	10	5	8	57	63.4
at Kentucky	01/03/2023	71-74	L	28-54	.519	7-18	.389	11-14	.786	10	21	31	33.0	11	18	6	3	2	74	64.1
at Texas A&M	01/07/2023	56-69	L	26-54	.481	4-16	.250	13-19	.684	12	26	38	33.3	17	12	13	1	6	69	64.5
Total		967		361-846	.427	91-324	.281	154-225	.684	149	351	500	33.3	249	172	209	36	82	967	64.5
LSU		1063		381-840	.454	116-321	.361	185-266	.695	143	368	511	34.1	243	205	189	44	124	1063	70.9

Opponents Averages

Games Played	Points/ game	FG Pct	3FG Pct	FT Pct	Rebounds/ game	Assists/ game	Turnovers/ game	Assist/Turnover ratio	Steals/ game	Blocks/ game
15	64.5	42.7	28.1	68.4	33.3	11.5	13.9	0.8	5.5	2.4



2022-23 LSU Men's Basketball
Team High/Low Analysis
All games

Page 1/4
as of Jan 08, 2023

LSU - Game Highs

POINTS	91		New Orleans (11/17/2022)
	89		Winthrop (12/17/2022)
	78		Wofford (11/27/2022)
	77		vs Illinois St. (N) (11/21/2022)
	74		Kansas City (11/09/2022)
FIELD GOALS MADE	35		Winthrop (12/17/2022)
	30		New Orleans (11/17/2022)
FIELD GOAL ATTEMPTS	64		Winthrop (12/17/2022)
	64		vs Wake Forest (N) (12/10/2022)
FIELD GOAL PERCENTAGE	.547	(35-64)	Winthrop (12/17/2022)
	.528	(28-53)	Wofford (11/27/2022)
3 PT FG MADE	12		New Orleans (11/17/2022)
	11		at Kentucky (01/03/2023)
	11		Winthrop (12/17/2022)
3 PT FG ATTEMPTS	28		New Orleans (11/17/2022)
	27		Winthrop (12/17/2022)
3 PT FG PERCENTAGE	.474	(9-19)	vs Akron (N) (11/22/2022)
	.440	(11-25)	at Kentucky (01/03/2023)
FREE THROWS MADE	22		vs Illinois St. (N) (11/21/2022)
	19		New Orleans (11/17/2022)
FREE THROW ATTEMPTS	30		vs Illinois St. (N) (11/21/2022)
	26		New Orleans (11/17/2022)
	26		Kansas City (11/09/2022)
FREE THROW PERCENTAGE	.875	(14-16)	vs Akron (N) (11/22/2022)
	.824	(14-17)	Wofford (11/27/2022)
REBOUNDS	45		N.C. Central (12/13/2022)
	45		Kansas City (11/09/2022)
ASSISTS	19		Winthrop (12/17/2022)
	17		vs Wake Forest (N) (12/10/2022)
	17		vs Illinois St. (N) (11/21/2022)
STEALS	17		New Orleans (11/17/2022)
	11		at Texas A&M (01/07/2023)
	11		Kansas City (11/09/2022)
BLOCKED SHOTS	6		Winthrop (12/17/2022)
	5		N.C. Central (12/13/2022)
TURNOVERS	18		vs Illinois St. (N) (11/21/2022)
	17		vs Kansas St. (N) (11/23/2022)
FOULS	23		vs Akron (N) (11/22/2022)
	23		New Orleans (11/17/2022)
	23		Kansas City (11/09/2022)



2022-23 LSU Men's Basketball
Team High/Low Analysis
All games

Page 2/4
as of Jan 08, 2023

Opponent - Game Highs

POINTS	81		Winthrop (12/17/2022)
	75		Wofford (11/27/2022)
	74		at Kentucky (01/03/2023)
	70		vs Wake Forest (N) (12/10/2022)
	69		at Texas A&M (01/07/2023)
FIELD GOALS MADE	31		Winthrop (12/17/2022)
	28		at Kentucky (01/03/2023)
	28		ETSU (12/21/2022)
	28		vs Wake Forest (N) (12/10/2022)
	28		Wofford (11/27/2022)
FIELD GOAL ATTEMPTS	65		Arkansas (12/28/2022)
	64		UT Arlington (12/02/2022)
FIELD GOAL PERCENTAGE	.519	(28-54)	at Kentucky (01/03/2023)
	.517	(31-60)	Winthrop (12/17/2022)
3 PT FG MADE	11		Winthrop (12/17/2022)
	11		Wofford (11/27/2022)
3 PT FG ATTEMPTS	31		Wofford (11/27/2022)
	26		Winthrop (12/17/2022)
3 PT FG PERCENTAGE	.467	(7-15)	N.C. Central (12/13/2022)
	.423	(11-26)	Winthrop (12/17/2022)
FREE THROWS MADE	22		vs Akron (N) (11/22/2022)
	21		Kansas City (11/09/2022)
FREE THROW ATTEMPTS	30		vs Akron (N) (11/22/2022)
	27		Kansas City (11/09/2022)
FREE THROW PERCENTAGE	.889	(8-9)	Wofford (11/27/2022)
	.857	(12-14)	vs Illinois St. (N) (11/21/2022)
REBOUNDS	44		Arkansas (12/28/2022)
	38		at Texas A&M (01/07/2023)
	38		Kansas City (11/09/2022)
ASSISTS	18		at Kentucky (01/03/2023)
	14		ETSU (12/21/2022)
STEALS	8		Arkansas (12/28/2022)
	8		vs Illinois St. (N) (11/21/2022)
BLOCKED SHOTS	7		ETSU (12/21/2022)
	5		Arkansas (12/28/2022)
TURNOVERS	23		New Orleans (11/17/2022)
	19		vs Illinois St. (N) (11/21/2022)
FOULS	24		vs Illinois St. (N) (11/21/2022)
	21		New Orleans (11/17/2022)



2022-23 LSU Men's Basketball
Team High/Low Analysis
All games

Page 3/4
as of Jan 08, 2023

LSU - Game Lows

POINTS	56		at Texas A&M (01/07/2023)
	59		vs Kansas St. (N) (11/23/2022)
	60		Arkansas (12/28/2022)
	61		Arkansas St. (11/12/2022)
	63		UT Arlington (12/02/2022)
FIELD GOALS MADE	17		at Texas A&M (01/07/2023)
	20		Arkansas St. (11/12/2022)
FIELD GOAL ATTEMPTS	49		at Texas A&M (01/07/2023)
	51		UT Arlington (12/02/2022)
	51		Arkansas St. (11/12/2022)
FIELD GOAL PERCENTAGE	.347	(17-49)	at Texas A&M (01/07/2023)
	.392	(20-51)	Arkansas St. (11/12/2022)
3 PT FG MADE	3		vs Illinois St. (N) (11/21/2022)
	4		Arkansas (12/28/2022)
	4		N.C. Central (12/13/2022)
3 PT FG ATTEMPTS	14		vs Illinois St. (N) (11/21/2022)
	17		Arkansas (12/28/2022)
3 PT FG PERCENTAGE	.160	(4-25)	N.C. Central (12/13/2022)
	.214	(3-14)	vs Illinois St. (N) (11/21/2022)
FREE THROWS MADE	6		Arkansas (12/28/2022)
	6		vs Wake Forest (N) (12/10/2022)
FREE THROW ATTEMPTS	10		at Kentucky (01/03/2023)
	12		Arkansas (12/28/2022)
	12		Winthrop (12/17/2022)
FREE THROW PERCENTAGE	.400	(6-15)	vs Wake Forest (N) (12/10/2022)
	.500	(7-14)	vs Kansas St. (N) (11/23/2022)
	.500	(6-12)	Arkansas (12/28/2022)
REBOUNDS	22		at Kentucky (01/03/2023)
	26		Wofford (11/27/2022)
ASSISTS	9		Arkansas (12/28/2022)
	9		Arkansas St. (11/12/2022)
STEALS	3		at Kentucky (01/03/2023)
	5		UT Arlington (12/02/2022)
BLOCKED SHOTS	1		at Kentucky (01/03/2023)
	1		ETSU (12/21/2022)
	1		vs Wake Forest (N) (12/10/2022)
TURNOVERS	7		vs Wake Forest (N) (12/10/2022)
	9		at Kentucky (01/03/2023)
FOULS	9		N.C. Central (12/13/2022)
	11		Arkansas St. (11/12/2022)



2022-23 LSU Men's Basketball
Team High/Low Analysis
All games

Page 4/4
as of Jan 08, 2023

Opponent - Game Lows

POINTS	52		Arkansas St. (11/12/2022)
	57		Arkansas (12/28/2022)
	57		N.C. Central (12/13/2022)
	58		vs Akron (N) (11/22/2022)
	59		UT Arlington (12/02/2022)
FIELD GOALS MADE	14		vs Akron (N) (11/22/2022)
	19		Kansas City (11/09/2022)
FIELD GOAL ATTEMPTS	48		vs Kansas St. (N) (11/23/2022)
	50		New Orleans (11/17/2022)
FIELD GOAL PERCENTAGE	.259	(14-54)	vs Akron (N) (11/22/2022)
	.328	(19-58)	Kansas City (11/09/2022)
3 PT FG MADE	4		at Texas A&M (01/07/2023)
	4		Arkansas (12/28/2022)
	4		ETSU (12/21/2022)
	4		vs Kansas St. (N) (11/23/2022)
	4		Kansas City (11/09/2022)
3 PT FG ATTEMPTS	15		N.C. Central (12/13/2022)
	15		vs Kansas St. (N) (11/23/2022)
3 PT FG PERCENTAGE	.160	(4-25)	Arkansas (12/28/2022)
	.160	(4-25)	Kansas City (11/09/2022)
FREE THROWS MADE	2		N.C. Central (12/13/2022)
	3		Arkansas St. (11/12/2022)
FREE THROW ATTEMPTS	4		Arkansas St. (11/12/2022)
	8		N.C. Central (12/13/2022)
FREE THROW PERCENTAGE	.250	(2-8)	N.C. Central (12/13/2022)
	.450	(9-20)	New Orleans (11/17/2022)
REBOUNDS	25		vs Illinois St. (N) (11/21/2022)
	28		Winthrop (12/17/2022)
ASSISTS	7		Arkansas (12/28/2022)
	8		UT Arlington (12/02/2022)
	8		vs Akron (N) (11/22/2022)
STEALS	2		at Kentucky (01/03/2023)
	3		New Orleans (11/17/2022)
BLOCKED SHOTS	1		at Texas A&M (01/07/2023)
	1		N.C. Central (12/13/2022)
	1		vs Wake Forest (N) (12/10/2022)
	1		Wofford (11/27/2022)
	1		vs Kansas St. (N) (11/23/2022)
	1		vs Akron (N) (11/22/2022)
	1		New Orleans (11/17/2022)
	1		Kansas City (11/09/2022)
TURNOVERS	6		at Kentucky (01/03/2023)
	9		UT Arlington (12/02/2022)
FOULS	11		at Kentucky (01/03/2023)
	14		Arkansas (12/28/2022)
	14		vs Akron (N) (11/22/2022)



2022-23 LSU Men's Basketball
Player Highs Analysis
All games

Page 1/3
as of Jan 08, 2023

LSU - Individual Game Highs

POINTS	35	KJ Williams vs Wake Forest (N) (12/10/2022)
	33	KJ Williams vs Illinois St. (N) (11/21/2022)
	28	KJ Williams vs ETSU (12/21/2022)
	26	Adam Miller vs Wofford (11/27/2022)
	26	Adam Miller vs Arkansas St. (11/12/2022)
FIELD GOALS MADE	14	KJ Williams vs Wake Forest (N) (12/10/2022)
	13	KJ Williams vs Illinois St. (N) (11/21/2022)
FIELD GOAL ATTEMPTS	21	KJ Williams vs Wake Forest (N) (12/10/2022)
	19	KJ Williams vs Illinois St. (N) (11/21/2022)
FIELD GOAL PERCENTAGE (min 5 made)	.833 (5-6)	Trae Hannibal at Kentucky (01/03/2023)
	.727 (8-11)	Cam Hayes vs Winthrop (12/17/2022)
3 PT FG MADE	7	KJ Williams vs Wake Forest (N) (12/10/2022)
	6	Adam Miller vs Wofford (11/27/2022)
3 PT FG ATTEMPTS	13	Adam Miller at Kentucky (01/03/2023)
	10	Adam Miller vs Winthrop (12/17/2022)
3 PT FG PERCENTAGE (min 2 made)	.778 (7-9)	KJ Williams vs Wake Forest (N) (12/10/2022)
	.750 (3-4)	Mwani Wilkinson vs Kansas City (11/09/2022)
FREE THROWS MADE	8	Adam Miller vs Illinois St. (N) (11/21/2022)
	6	KJ Williams at Texas A&M (01/07/2023)
	6	KJ Williams vs Illinois St. (N) (11/21/2022)
	6	Derek Fountain vs New Orleans (11/17/2022)
FREE THROW ATTEMPTS	9	Trae Hannibal at Texas A&M (01/07/2023)
	9	Derek Fountain vs N.C. Central (12/13/2022)
	9	Trae Hannibal vs Kansas City (11/09/2022)
FREE THROW PERCENTAGE (min 3 made)	1.000 (8-8)	Adam Miller vs Illinois St. (N) (11/21/2022)
	1.000 (6-6)	KJ Williams at Texas A&M (01/07/2023)
	1.000 (6-6)	KJ Williams vs Illinois St. (N) (11/21/2022)
	1.000 (6-6)	Derek Fountain vs New Orleans (11/17/2022)
	1.000 (4-4)	Trae Hannibal vs Wofford (11/27/2022)
	1.000 (4-4)	Justice Hill vs Akron (N) (11/22/2022)
	1.000 (4-4)	Shawn Phillips Jr. vs New Orleans (11/17/2022)
	1.000 (4-4)	Adam Miller vs Arkansas St. (11/12/2022)
	1.000 (3-3)	KJ Williams at Kentucky (01/03/2023)
	1.000 (3-3)	Cam Hayes at Kentucky (01/03/2023)
	1.000 (3-3)	Trae Hannibal vs ETSU (12/21/2022)
	1.000 (3-3)	Derek Fountain vs ETSU (12/21/2022)
	1.000 (3-3)	Adam Miller vs ETSU (12/21/2022)
	1.000 (3-3)	KJ Williams vs N.C. Central (12/13/2022)
	1.000 (3-3)	Kendal Coleman vs Wofford (11/27/2022)
REBOUNDS	14	Derek Fountain vs N.C. Central (12/13/2022)
	14	KJ Williams vs Kansas City (11/09/2022)
ASSISTS	7	Justice Hill vs Kansas City (11/09/2022)
	6	Trae Hannibal vs Winthrop (12/17/2022)
	6	Justice Hill vs Wake Forest (N) (12/10/2022)
	6	Cam Hayes vs Wake Forest (N) (12/10/2022)
STEALS	7	Derek Fountain vs New Orleans (11/17/2022)
	5	Justice Hill at Texas A&M (01/07/2023)
BLOCKED SHOTS	3	KJ Williams vs Kansas City (11/09/2022)
	2	Kendal Coleman vs Winthrop (12/17/2022)
	2	Derek Fountain vs N.C. Central (12/13/2022)
	2	KJ Williams vs N.C. Central (12/13/2022)
	2	Derek Fountain vs Akron (N) (11/22/2022)
	2	Kendal Coleman vs New Orleans (11/17/2022)



2022-23 LSU Men's Basketball
Player Highs Analysis
All games

Page 2/3
as of Jan 08, 2023

LSU - Individual Game Highs

TURNOVERS	6	Adam Miller vs Akron (N) (11/22/2022)
	5	Justice Hill at Texas A&M (01/07/2023)
	5	Cam Hayes vs Illinois St. (N) (11/21/2022)
FOULS	5	Derek Fountain at Texas A&M (01/07/2023)
	5	Derek Fountain vs Wofford (11/27/2022)

Box Scores



Official Basketball Box Score - Final
Kansas City at LSU
11/09/22 Maravich Assembly Center, Baton Rouge
2022-23 Men's Basketball

Game Time: 7:00 PM
Game Duration: 2:08
Attendance: 9,338

Officials: Terry Oglesby, Jeffery Anderson, Landon Brandes

Kansas City - 63

Record: 0-2

NO. Name	Min	FG M-A	3P M-A	FT M-A	Rebounds OR DR TOT	Fouls PF FD	TP	AS	TO	ST	Blocks BS BA	+
10. Precious Idaru	F 18:21	1-6	0-4	0-0	2 3 5	0 0	2	0	1	0	1 0	-14
23. Allen David Mukeba	F 36:58	3-11	1-4	0-0	1 2 3	2 1	7	1	4	1	0 1	-5
32. Jeff Ngandu	F 06:57	1-1	0-0	2-3	0 0 0	4 2	4	0	0	0	0 0	-10
5. Shemari Allen	G 37:48	6-15	2-4	5-8	1 5 6	3 7	19	4	1	3	0 3	-12
21. RayQuawndis Mitchell	G 38:11	4-12	1-6	6-7	1 5 6	1 6	15	5	3	0	0 0	-11
12. Promise Idaru	31:33	4-8	0-2	1-2	3 7 10	5 3	9	1	4	1	0 0	-1
25. Tyler Andrews	21:41	0-4	0-4	5-5	1 2 3	3 3	5	1	1	1	0 0	1
33. Jevin Sullivan	02:33	0-1	0-1	0-0	0 1 1	0 0	0	0	0	0	0 0	-4
2. Babacar Diallo	01:19	0-0	0-0	0-0	0 0 0	0 0	0	0	0	0	0 0	1
1. Sam Martin	04:39	0-0	0-0	0-0	0 1 1	2 1	2	0	0	0	0 0	0
Team					2 1 3	0	0	2				
Totals		19-58	4-25	21-27	11 27 38	20 23 63	12	16	6	1	4	-11

Technical Fouls: NONE

LSU - 74

Record: 1-0

NO.	Name	Min	FG M-A	3P M-A	FT M-A	Rebounds OR DR TOT	Fouls PF FD	TP	AS	TO	ST	Blocks BS BA	++
5	Mwani Wilkinson	F 22:12	3-7	3-4	0-0	1 0 1	4 0	9	2	1	2	0 0	6
12	KJ Williams	F 38:05	5-13	0-2	3-4	6 8 14	3 3	13	0	4	1	3 0	13
13	Jalen Reed	F 22:54	1-4	0-1	1-1	1 2 3	3 3	3	1	1	0	1 1	5
3	Justice Hill	G 30:47	4-9	1-5	4-5	1 3 4	3 4	13	7	3	4	0 0	15
44	Adam Miller	G 34:07	6-14	4-9	2-2	0 3 3	0 3	18	2	1	2	0 0	11
20	Derek Fountain	11:13	1-1	0-0	2-2	0 0 2	3 1	4	0	1	1	0 0	5
0	Trae Hannibal	18:37	1-3	0-0	5-9	2 6 8	3 5	7	2	2	1	0 0	5
4	Kendal Coleman	05:25	0-1	0-0	0-0	0 2 2	0 0	0	0	0	0	0 0	4
11	Justice Williams	12:12	3-4	0-0	1-3	1 3 4	1 1	7	2	2	0	0 0	-1
1	Cam Hayes	02:05	0-0	0-0	0-0	0 0 0	1 0	0	0	0	0	0 0	-3
34	Shawn Phillips	02:23	0-1	0-0	0-0	0 0 0	2 0	0	0	0	0	0 0	-5
Team						1 2 3		0					
Totals			24-57	8-21	18-26	13 32 45	23 20	74	16	15	11	4 1	11

Technical Fouls: NONE

	UKC	LSU							
Biggest lead	0 (1 st 20:00)	16 (2 nd 12:03)	Points from	UKC	LSU	Period by Period Scoring			
Best Scoring Run	7 (1 st 1:46)	6 (1 st 17:34)	Turnovers	17	18		1st	2nd	TOT
Lead Changes			Paint	26	28	UKC	34	29	63
Times Tied	0		Second Chance	9	6				
Time with Lead	00:00	38:56	Fast Breaks	7	21	LSU	41	33	74
			Bench	16	18				



Official Basketball Box Score - Final
New Orleans at LSU
11/17/22 John Gray Gymnasium, George Town, Cayman Islands
2022-23 Men's Basketball

Game Time: 7:00 PM
Game Duration: 2:22
Attendance: 9,224

Officials: Steven Anderson, Robert Fuller, R.J. Olyburn

New Orleans - 62

Record: 1-2

NO. Name	Min	FG M-A	3P M-A	FT M-A	Rebounds OR DR TOT	Fouls PF FD	TP	AS	TO	ST	Blocks BS BA	+
5. Tyson Jackson	F 33:30	5-9	0-1	4-11	0 2 2	3 9	14	1	4	1	0 0	-21
11. Simeon Kirkland	F 22:26	3-6	0-0	0-2	1 1 0	2 5	6	6	3	1	0 0	-12
13. Jamond Vincent	G 14:41	0-2	0-1	0-0	0 0 0	0 0	0	1	1	0	0 0	-22
20. Khaleel Wilson-Rouse	G 33:02	7-15	5-9	2-2	1 7 8	2 2	21	2	3	1	0 1	-18
23. Preston Murphy Jr.	G 30:18	1-4	0-2	0-0	1 1 1	1 0	2	3	2	0	0 1	-16
0. Daniel Sackey	11:14	0-0	0-0	0 0	1 1 1	1 0	0	1	2	0	0 0	-18
2. Kmani Doughty	19:41	4-8	1-2	0-0	1 3 4	2 1	9	1	4	1	1 1	-11
3. D'Ante Bell	16:50	2-4	0-0	2-3	2 2 4	2 3	6	0	4	0	0 0	-11
22. Darius Washington	03:37	0-0	0-0	0-0	0 1 1	1 0	0	0	0	0	0 0	-5
4. Omarion Henry	03:16	0-0	0-0	0 0	0 0 0	0 0	0	0	1	0	0 0	-7
12. Spencer Simes	02:28	0-0	0-0	0-0	0 0 0	0 0	0	0	1	0	0 0	-2
10. Marquez Cooper	08:57	1-2	1-2	1-2	1 1 2	2 2	4	0	0	0	0 0	-2
Team					3 1 4	0	0	0				
Totals		23-50	7-17	9-20	9 20 29	21 23 62	12	23	3	1	3	-29

Technical Fouls: NONE

LSU - 91

Record: 3-0

NO. Name	Min	FG M-A	3P M-A	FT M-A	Rebounds OR DR TOT	Fouls PF FD	TP	AS	TO	ST	Blocks BS BA	+
5. Mwani Wilkinson	F 17:48	2-4	2-4	0-0	0 0 0	3 0	6	1	0	0	0 0	-17
12. KJ Williams	F 19:07	3-5	1-2	0-0	1 3 4	2 0	7	0	3	3	0 0	24
13. Jalen Reed	F 20:51	3-3	0-0	2-4	2 4 6	4 3	8	0	1	1	0 0	10
3. Justice Hill	G 26:08	4-9	3-5	1-2	1 1 2	1 2	12	5	2	3	0 1	32
44. Adam Miller	G 22:42	2-8	1-7	2-2	0 2 2	1 2	7	1	1	1	0 0	17
20. Derek Fountain	17:18	4-5	1-1	6-6	3 5 8	1 7	15	2	1	7	0 0	20
0. Trae Hannibal	16:35	2-7	0-0	3-5	1 1 2	1 3	7	0	2	0	0 0	2
11. Justice Williams	07:55	2-4	0-1	1-2	0 0 0	0 1	5	1	1	0	0 0	6
4. Kendal Coleman	17:12	2-2	0-0	0-1	2 5 7	3 1	4	0	1	2	2 0	6
1. Cam Hayes	16:21	5-7	3-5	0-0	0 0 0	1 0	13	3	1	0	1 0	13
34. Shawn Phillips	04:18	0-0	0-0	4-4	0 1 1	4 2	4	1	1	0	0 0	-3
15. Tyrell Ward	10:24	1-3	1-2	0-0	0 0 0	2 0	3	0	0	0	0 0	1
10. Brandon Egemo	01:07	0-0	0-0	0-0	0 1 1	0 0	0	0	0	0	0 0	0
25. Adam Benhayoune	01:07	0-0	0-0	0-0	0 0 0	0 0	0	0	0	0	0 0	0
30. Parker Edwards	01:07	0-1	0-1	0-0	0 0 0	0 0	0	0	0	0	0 0	0
Team					2 1 3	0	0	0				
Totals		30-58	12-28	19-26	12 24 36	23 21 91	14	14	17	3	1	29

Technical Fouls: NONE

	UNO	LSU	Points from	UNO	LSU	Period by Period Scoring			
Biggest lead	4 (1 st 18:29)	34 (2 nd 6:07)	Turnovers	7	22		1st	2nd	TOT
Best Scoring Run	7 (2 nd 2:53)	14 (1 st 5:15)	Paint	26	32	UNO	25	37	62
Lead Changes	1		Second Chance	13	14	LSU	47	44	91
Times Tied	1		Fast Breaks	4	15				
Time with Lead	02:31	36:41	Bench	19	51				



Official Basketball Box Score - Final
Arkansas St. at LSU
11/12/22 Maravich Assembly Center, Baton Rouge
2022-23 Men's Basketball

Game Time: 5:00 PM
Game Duration: 1:51
Attendance: 9,011

Officials: Doug Shows, Marques Pettigrew, Shaun Seales

Arkansas St. - 52

Record: 1-1

NO. Name		Min	FG M-A	3P M-A	FT M-A	Rebounds OR DR TOT	Fouls PF FO	TP	AS	TO	ST	Blocks BS BA	
1 Markiese Davis	F	34:02	3-9	3-8	0-0	0 7 7	3 1	9	0	1	1	0	0
22 Omar El-Sheikh	F	27:52	7-12	1-1	2-3	3 5 8	11 3	17	0	5	2	0	-13
35 Itzayah Nelson	F	25:30	3-5	0-0	1-1	3 4 7	3 1	7	0	2	1	0	-6
0 Caleb Fields	G	33:06	3-5	0-1	0-0	2 2 2	1 3	6	4	4	0	0	-6
2 Avery Fells	G	35:17	3-10	1-7	0-0	2 3 5	2 1	7	3	1	1	0	-4
4 Alaeddine Boutayeb		07:13	0-0	0-0	0-0	1 1 0	0 0	0	0	0	2	0	3
11 Terrance Ford Jr.		25:39	2-12	0-6	0-0	0 2 2	4 2	4	2	1	1	0	-5
23 Julian Lual		09:30	1-4	0-2	0-0	1 0 1	1 0	2	0	0	1	0	-1
50 Antwon Jackson		01:51	0-0	0-0	0-0	0 1 1	0 0	0	0	0	0	0	-3
Team						1 0 1	0	0	2				
Totals			22-57	5-25	3-4	10 25 35	16 11	52	9	16	7	2	3 -19

Technical Fouls: Coach 2nd 15:48

LSU - 61

Record: 2-0

NO. Name	Min	FG M-A	3P M-A	FT M-A	Rebounds OR DR TOT	Fouls PF FD	TP	AS	TO	ST	Blocks BS BA	++
5 Mwani Wilkinson	F 20:27	0-1	0-1	0-0	0 6 6	1 1	0	2	1	0	1 0	12
12 KJ Williams	F 23:43	6-12	3-5	0-0	2 2 4	2 0	15	1	1	1	0 0	8
13 Jalen Reed	F 22:30	0-3	0-0	5-6	1 2 3	2 3	5	0	2	1	1 0	15
3 Justice Hill	G 30:45	5-13	1-4	0-1	1 3 4	0 3	11	3	1	0	0 0	8
44 Adam Miller	G 39:03	9-15	4-9	4-4	0 0 3	3 1	26	1	0	0	0 1	7
0 Trae Hannibal	22:04	0-4	0-0	4-5	1 4 5	2 4	4	2	3	3	0 0	1
20 Derek Fountain	18:57	0-1	0-0	0-0	2 3 5	1 0	0	0	2	0	0 0	0
4 Kendal Coleman	07:30	0-1	0-0	0-0	1 1 2	1 0	0	0	1	0	0 1	-2
11 Justice Williams	09:15	0-0	0-0	0-0	0 0 0	1 1	0	0	0	0	0 0	1
15 Tyrell Ward	04:00	0-1	0-1	0-0	0 0 0	0 0	0	0	0	0	0 0	-3
34 Shawn Phillips	01:46	0-0	0-0	0-0	0 1 1	0 0	0	1	0	0	0 0	-2
Team					0 1 1	0	0	1				
Totals		20-51	8-20	13-16	8 26 34	11 15	61	9	13	6	3 2	9

Technical Fouls: NONE

	ASU	LSU								
Biggest lead	1 (1 st 13:49)	13 (2 nd 2:50)	Points from	ASU	LSU	Period by Period Scoring				
Best Scoring Run	7 (2 nd 13:11)	11 (2 nd 2:50)	Turnovers	16	23		1st	2nd	TOT	
Lead Changes	2	0	Paint	30	18	ASU	26	26	52	
Times Tied	0	0	Second Chance	12	5		LSU	31	30	61
Time with Lead	01:02	38:29	Fast Breaks	7	2					
			Bench	6	4					



Official Basketball Box Score - Final
Illinois St. at LSU
11/12/22 John Gray Gymnasium, George Town, Cayman Islands
2022-23 Men's Basketball

Game Time: 11:00 AM
Game Duration: 2:06

Officials: Doug Shows, Eric Curry, Bobby Daw

Illinois St. - 61

Record: 2-3

NO. Name	Min	FG M-A	3P M-A	FT M-A	Rebounds OR DR TOT	Fouls PF FD	TP	AS	TO	ST	Blocks BS BA	+
13. Liam McChesney	F 19:46	3-8	1-6	0-0	0 2 2	3 2	7	2	1	1	0 0	-7
22. Kendall Lewis	F 31:23	2-5	0-2	5-6	1 1 2	2 4	9	2	7	0	0 0	-13

Box Scores



Official Basketball Box Score - Final
LSU at Akron
11/22/22 John Gray Gymnasium, George Town, Cayman Islands
2022-23 Men's Basketball

Game Time: 1:30 PM
Game Duration: 2:04

Officials: John Gaffney, Doug Shows, Matt Potter

LSU - 73 Record: 5-0

NO. Name	Min	FG M-A	3P M-A	FT M-A	Rebounds OR DR TOT	Fouls PF FD	TP	AS	TO	ST	Blocks BS BA	+/-
5 Mwani Wilkinson	F 10:13	1-1	0-0	0-0	1 1 2	3 0	2	1	0	0	0	9
12 KJ Williams	F 30:59	6-13	2-4	5-6	2 3 5	3 4	19	0	0	3	1	16
13 Jalen Reed	F 19:21	1-3	1-1	0-0	0 4 4	0 1	3	1	0	0	0	6
3 Justice Hill	G 25:43	5-11	0-3	4-4	0 2 2	2 2	14	3	0	0	0	1
44 Adam Miller	G 38:37	9-15	5-9	0-0	0 2 2	4 0	23	2	6	0	0	16
20 Derek Fountain	20:39	2-3	0-0	1-1	2 1 3	4 1	5	1	1	1	2	9
0 Trae Hannibal	22:57	0-1	0-0	0-0	0 5 5	2 1	0	3	1	2	0	8
1 Cam Hayes	16:31	1-3	1-1	4-5	0 1 1	2 4	7	3	1	1	0	5
4 Kendal Coleman	09:01	0-1	0-0	0-0	0 0 0	3 0	0	0	0	1	0	-1
15 Tyrell Ward	05:59	0-1	0-1	0-0	0 1 1	0 0	0	0	1	0	0	3
Team					3 3 6		0	1				
Totals		25-52	9-19	14-16	8 23 31	23 13	74	14	10	9	3	15

Shooting By Period	
1st FG%	9-24 37.5%
3PT%	5-9 55.6%
FT%	10-11 90.9%
2nd FG%	16-28 57.1%
3PT%	4-10 40.0%
FT%	4-5 80%
GM FG%	25-52 48.1%
3PT%	9-19 47.4%
FT%	14-16 87.5%
Dead Ball Rebounds: 3, 0	

Technical Fouls:Miller 1st10:04Hill 2nd14:54Fountain 2nd2:42

Akron - 58 Record: 3-2

NO. Name	Min	FG M-A	3P M-A	FT M-A	Rebounds OR DR TOT	Fouls PF FD	TP	AS	TO	ST	Blocks BS BA	+/-
11 Sammy Hunter	F 27:09	4-14	3-11	2-2	1 0 1	0 1	13	0	0	1	0	-6
25 Enrique Freeman	F 34:00	1-6	0-0	1-4	5 5 10	1 6	3	2	1	0	1	-11
2 Greg Tribble	G 29:44	0-3	0-0	3-4	1 3 4	5 5	3	0	3	0	0	-8
4 Trendon Hankerson	G 22:11	0-2	0-1	2-2	1 1 2	4 1	2	1	1	0	0	-8
13 Xavier Castaneda	G 36:06	6-16	4-9	12-16	1 5 6	0 6	28	4	3	1	0	-3
1 Gavin Clarke	17:03	1-6	0-3	0-0	1 0 1	1 1	2	1	1	0	0	-20
34 Nate Johnson	20:20	0-2	0-0	0-0	5 2 7	0 0	0	0	2	0	0	-1
0 Amani Lyles	02:34	1-2	0-0	0-0	0 0 0	0 0	2	0	0	0	0	-9
5 Tavarri Johnson	10:53	1-3	1-1	2-2	0 0 0	3 1	5	0	2	2	0	0
Team					4 1 5		0	1				
Totals		14-54	8-25	22-30	19 17 36	14 21	58	8	14	4	1	3

Shooting By Period	
1st FG%	9-29 31.0%
3PT%	5-16 31.3%
FT%	12-15 80%
2nd FG%	5-25 20.0%
3PT%	3-9 33.3%
FT%	10-15 66.7%
GM FG%	14-54 25.9%
3PT%	8-25 32.0%
FT%	22-30 73.3%
Dead Ball Rebounds: 6, 1	

Technical Fouls:Hankerson 1st10:04

	LSU	AKR
Biggest lead	15 (2 nd 2:19)	8 (1 st 4:21)
Best Scoring Run	6 (1 st 14:25)	8 (1 st 7:53)
Lead Changes	8	
Times Tied	5	
Time with Lead	25:58	09:54

Points from	LSU	AKR
Turnovers	13	14
Paint	22	10
Second Chance	8	9
Fast Breaks	4	2
Bench	12	9

Period by Period Scoring			
	1st	2nd	TOT
LSU	33	40	73
AKR	35	23	58



Official Basketball Box Score - Final
Wofford at LSU
11/27/22 Maravich Assembly Center, Baton Rouge
2022-23 Men's Basketball

Game Time: 2:00 PM
Game Duration: 2:00
Attendance: 8,428

Officials: Tony Greene, Jeb Harbress, Hunter Allen

Wofford - 75 Record: 4-3

NO. Name	Min	FG M-A	3P M-A	FT M-A	Rebounds OR DR TOT	Fouls PF FD	TP	AS	TO	ST	Blocks BS BA	+/-
11 Amari Tice	F 24:17	1-4	1-4	0-0	2 5 7	2 0	3	0	3	0	0	6
25 Messiah Jones	F 25:32	2-4	0-1	1-2	1 3 4	4 4	5	2	1	2	0	0
33 B.J. Mack	C 31:10	7-14	2-7	2-2	3 6 9	4 2	18	4	2	1	1	0
1 Jackson Paveletzke	G 35:29	7-10	1-2	4-4	1 2 3	2 3	19	5	3	1	0	-1
10 Corey Tripp	G 34:13	5-9	3-5	1-1	1 1 2	2 1	14	1	3	0	0	1
14 Kyler Filwich	05:06	0-0	0-0	0-0	0 1 1	0 1	0	0	0	0	0	-8
12 Carson McCorkle	29:08	4-12	3-9	0-0	0 2 2	3 0	11	0	0	1	0	-1
0 Jackson Silvills	07:29	0-2	0-2	0-0	0 0 0	0 1	0	0	0	0	0	-5
13 Adam Silas	07:36	2-3	1-1	0-0	0 1 1	0 0	5	0	1	0	0	-10
Team					0 1 1		0	0				
Totals		28-58	11-31	8-9	9 21 30	17 12	75	12	13	5	1	2

Shooting By Period	
1st FG%	12-27 44.4%
3PT%	6-15 40.0%
FT%	3-3 100%
2nd FG%	16-31 51.6%
3PT%	5-16 31.3%
FT%	5-6 83.3%
GM FG%	28-58 48.3%
3PT%	11-31 35.5%
FT%	8-9 88.9%
Dead Ball Rebounds: 0, 0	

Technical Fouls:Jones 2nd1:50

LSU - 78 Record: 6-1

NO. Name	Min	FG M-A	3P M-A	FT M-A	Rebounds OR DR TOT	Fouls PF FD	TP	AS	TO	ST	Blocks BS BA	+/-
5 Mwani Wilkinson	F 12:43	2-4	1-3	0-0	0 1 1	0 0	5	2	0	0	0	-9
12 KJ Williams	F 35:33	6-12	1-4	2-2	2 3 5	2 2	15	1	2	1	0	5
13 Jalen Reed	F 19:56	1-4	0-0	0-0	0 2 2	3 5	0	2	1	0	1	-11
3 Justice Hill	G 25:58	3-9	0-3	0-0	0 0 0	1 1	6	2	0	1	0	-15
44 Adam Miller	G 37:59	9-13	6-9	2-4	0 4 4	1 2	28	0	3	2	1	4
20 Derek Fountain	13:01	0-0	0-0	2-2	0 1 1	5 3	2	0	0	2	0	0
0 Trae Hannibal	29:18	4-6	0-0	4-4	1 3 4	1 3	12	2	2	0	0	11
1 Cam Hayes	14:06	1-3	0-0	1-2	0 1 1	1 1	3	2	0	1	1	0
4 Kendal Coleman	11:26	2-2	0-0	3-3	0 2 2	1 2	7	0	2	0	0	1
Team					0 2 2		0	0				
Totals		28-53	8-19	14-17	5 21 26	12 16	78	11	11	8	2	1

Shooting By Period	
1st FG%	15-28 53.6%
3PT%	2-8 25.0%
FT%	5-5 100%
2nd FG%	13-25 52.0%
3PT%	6-11 54.5%
FT%	9-12 75%
GM FG%	28-53 52.8%
3PT%	9-19 47.1%
FT%	14-17 82.4%
Dead Ball Rebounds: 2, 1	

Technical Fouls:NONE

	WOF	LSU
Biggest lead	5 (2 nd 4:26)	7 (1 st 4:23)
Best Scoring Run	10 (1 st 2:00)	10 (2 nd 19:50)
Lead Changes	19	
Times Tied	8	
Time with Lead	12:44	22:12

Points from	WOF	LSU
Turnovers	15	12
Paint	30	34
Second Chance	14	6
Fast Breaks	12	17
Bench	16	24

Period by Period Scoring			
	1st	2nd	TOT
WOF	33	42	75
LSU	37	41	78



Official Basketball Box Score - Final
LSU at Kansas St.
11/23/22 John Gray Gymnasium, George Town, Cayman Islands
2022-23 Men's Basketball

Game Time: 7:30 PM
Game Duration: 2:08
Attendance: 2,400

Officials: Jeff Anderson, John Higgins, Doug Shows

LSU - 59 Record: 5-1

NO. Name	Min	FG M-A	3P M-A	FT M-A	Rebounds OR DR TOT	Fouls PF FD	TP	AS	TO	ST	Blocks BS BA	+/-
5 Mwani Wilkinson	F 11:58	1-2	1-1	0-0	0 3 3	4 0	3	0	2	1	0	8
12 KJ Williams	F 35:38	8-13	0-1	1-2	5 5 10	3 2	17	1	2	1	1	-1
13 Jalen Reed	F 23:31	2-3	0-1	2-2	0 0 0	3 4	6	2	3	0	1	3
3 Justice Hill	G 35:38	4-15	2-6	2-6	1 1 2	1 5	12	2	4	2	0	0
44 Adam Miller	G 29:56	4-12	2-8	1-2	0 2 2	3 1	11	1	1	0	0	-6
20 Derek Fountain	13:32	1-2	0-0	1-2	0 1 1	1 3	3	0	1	0	0	-4
0 Trae Hannibal	28:09	1-1	0-0	0-0	0 5 5	2 0	2	4	1	4	0	-8
1 Cam Hayes	12:45	1-2	1-1	0-0	0 2 2	2 0	3	0	3	0	0	-3
4 Kendal Coleman	04:22	0-1	0-0	0-0	1 1 2	0 0	0	0	0	0	1	-1
15 Tyrell Ward	04:31	1-2	0-1	0-0	2 0 2	1 0	2	0	0	1	0	2
Team					0 1 1		0	0				
Totals		23-53	6-19	7-14	9 21 30	22 15	59	10	17	9	3	1

Shooting By Period	
1st FG%	16-34 47.1%
3PT%	5-10 50.0%
FT%	4-10 40%
2nd FG%	7-19 36.8%
3PT%	1-9 11.1%
FT%	3-4 75%
GM FG%	23-53 43.4%
3PT%	6-19 31.6%
FT%	7-14 50.0%
Dead Ball Rebounds: 5, 0	

Technical Fouls:Miller 1st1:32

Kansas St. - 61 Record: 6-0

NO. Name	Min	FG M-A	3P M-A	FT M-A	Rebounds OR DR TOT	Fouls PF FD	TP	AS	TO	ST	Blocks BS BA	+/-
3 David N'Guessan	F 30:42	0-2	0-0	2-2	1 0 1	2 4	2	1	1	1	0	-1
11 Keyontae Johnson	F 26:37	4-7	1-1	7-8	1 3 4	4 6	16	0	1	0	0	-9
35 Nae'Owan Tomlin	F 29:18	0-4	0-1	0-0	2 1 3	3 2	0	2	1	1	0	0
1 Marquis Nowell	G 33:14	6-14	2-5	4-4	1 3 4	0 0	2	18	4	5	1	0
5 Cam Carter	G 24:37	3-9	0-3	0-0	0 7 7	3 3	6	1	4	1	0	1
4 Tykel Greene	14:53	0-1	0-1	1-4	0 1 1	3 2	1	0	2	1	0	0
13 Desi Sills	33:10	6-9	1-3	3-3	0 1 1	0 2	16	5	2	0	0	1
23 Abayomi Iyola	06:38	1-1	0-0	0-0	0 4 4	1 0	2	0	1	1	0	-5
25 Ismael Massoud	00:51	0-1	0-1	0-0	0 0 0	0 0	0	0	0	0	0	-3
Team					3 2 5		0	0				
Totals		20-48	4-15	17-21	8 22 30	16 21	61	13	17	6	1	3

Shooting By Period	
1st FG%	10-20 50.0%
3PT%	3-9 33.3%
FT%	10-14 71.4%
2nd FG%	10-28 35.7%
3PT%	1-6 16.7%
FT%	7-7 100%
GM FG%	20-48 41.7%
3PT%	4-15 26.7%
FT%	17-21 81.0%
Dead Ball Rebounds: 3, 1	

Technical Fouls:Johnson 1st14:46

	LSU	KSU
Biggest lead	12 (1 st 5:35)	3 (2 nd 7:23)
Best Scoring Run	8 (1 st 11:51)	11 (2 nd 7:23)
Lead Changes	8	
Times Tied	4	
Time with Lead	30:45	05:22

Points from	LSU	KSU
Turnovers	13	16
Paint	28	28
Second Chance	9	1
Fast Breaks	3	10
Bench	10	19

Period by Period Scoring			
	1st	2nd	TOT

Box Scores



Official Basketball Box Score - Final

Wake Forest at LSU
12/10/22 State Farm Arena, Atlanta
2022-23 Men's Basketball

Game Time: 2:01 PM
Game Duration: 1:57

Officials: Tony Greene, Steve Anderson, Mike Roberts

Wake Forest - 70

Record: 7-3

NO.	Name	Min	FG	3P	FT	Rebounds	Fouls	TP	AS	TO	ST	Blocks	+/-
			M/A	M/A	M/A	OR DR TOT	PF FD					BS BA	
11	Andrew Carr	F 16:36	2-2	0-0	1-1	0 2 2	5 2	5	0	4	0	1 0	18
25	Zach Keller	F 13:22	0-3	0-2	0-0	0 2 2	2 0	0	0	0	1	0 0	-12
1	Tyree Appleby	G 37:29	11-13	2-4	2-3	0 1 1	2 2	26	6	3	1	0 0	0
2	Cameron Hinkley	G 37:59	4-11	1-3	3-3	0 8 8	2 4	12	4	4	0	0 0	0
30	Damian Monsanto	G 22:43	2-10	0-0	0-0	0 1 1	0 0	6	1	1	1	0 0	-5
4	Dalvien Williams	24:14	1-5	0-3	2-2	0 1 1	0 1	4	0	1	1	0 0	-5
33	Matthew Marsh	24:07	6-6	0-0	1-4	1 10 11	1 4	13	0	0	1	0 0	12
10	Jao Ituka	02:31	1-2	0-0	0-0	1 1 2	0 2	2	0	0	0	0 1	-2
20	Davion Bradford	02:31	0-0	0-0	0-0	2 0 2	2 0	0	0	2	0	0 0	-2
34	Bobbi Klinton	18:28	1-3	0-2	0-0	2 1 3	1 0	2	0	0	0	0 0	-14
Team			2 2	4				0	0				
Totals			28-55	5-24	9-13	8 29 37	15 15	70	11	15	5	1 1	-2

Technical Fouls: NONE

Shooting By Period		
1st FG%	16-30	53.3%
3PT%	5-16	31.2%
FT%	4-7	57.1%
2nd FG%	12-25	48.0%
3PT%	0-8	0.0%
FT%	5-6	83.3%
GM FG%	28-55	50.9%
3PT%	5-24	20.8%
FT%	9-13	69.2%

Dead Ball Rebounds: 2, 0

LSU - 72

Record: 8-1

NO.	Name	Min	FG	3P	FT	Rebounds	Fouls	TP	AS	TO	ST	Blocks	+/-
			M/A	M/A	M/A	OR DR TOT	PF FD					BS BA	
15	Mwani Wilkinson	F 10:29	0-4	0-2	0-0	0 1 1	0 0	0	1	0	2	0 0	-9
12	KJ Williams	F 36:33	14-21	7-9	0-2	4 6 10	3 2	35	1	2	1	1 0	8
20	Derek Fountain	F 29:45	4-5	0-0	3-6	3 2 5	1 7	11	0	2	4	0 0	-13
3	Justice Hill	G 24:21	2-6	0-0	0-0	0 1 1	1 0	4	6	0	0	0 0	5
44	Adam Miller	G 36:36	1-10	1-6	0-0	0 0 0	1 1	0	3	1	2	0 0	-1
0	Trae Hannibal	04:20	0-2	0-0	0-0	0 0 0	1 0	0	0	0	0	0 0	-6
1	Cam Hayes	27:45	5-10	2-6	1-1	1 4 5	3 2	13	6	1	0	1 0	14
13	Jalen Reed	09:21	0-0	0-0	1-4	0 0 0	1 2	1	0	0	0	0 0	-8
4	Kendall Coleman	03:27	0-0	0-0	0-0	0 0 0	2 0	0	0	0	0	0 0	-6
11	Justice Williams	17:23	2-6	0-3	1-2	0 1 1	2 2	5	2	1	1	0 0	10
Team			1	5	6			0	0				
Totals			28-64	10-26	6-15	9 21 30	15 15	72	17	7	9	1 1	2

Technical Fouls: NONE

Shooting By Period		
1st FG%	13-33	39.4%
3PT%	4-9	44.4%
FT%	3-7	42.9%
2nd FG%	15-31	48.4%
3PT%	6-17	35.3%
FT%	3-8	37.5%
GM FG%	28-64	43.8%
3PT%	10-26	38.5%
FT%	6-15	40.0%

Dead Ball Rebounds: 7, 0

	WFU	LSU	Points from		WFU	LSU	Period by Period Scoring		
Biggest lead	20 (1 st 4:16)	5 (1 st 18:13)	Turnovers	11	21		1st	2nd	TOT
Best Scoring Run	17 (1 st 13:10)	11 (1 st 0:39)	Paint	44	32				
Lead Changes	8		Second Chance	7	14	WFU	41	29	70
Times Tied	6		Fast Breaks	17	8				
Time with Lead	23:25	12:16	Bench	21	19	LSU	33	39	72



Official Basketball Box Score - Final

N.C. Central at LSU
12/10/22 Maravich Assembly Center, Baton Rouge
2022-23 Men's Basketball

Game Time: 6:00 PM
Game Duration: 1:53
Attendance: 6,212

Officials: Don Daly, Brian Dorsey, Wesley Ford

N.C. Central - 57

Record: 5-6

NO.	Name	Min	FG	3P	FT	Rebounds	Fouls	TP	AS	TO	ST	Blocks	+/-
			M/A	M/A	M/A	OR DR TOT	PF FD					BS BA	
2	Kris Monroe	F 16:07	2-4	1-2	0-0	0 2 2	5 0	5	0	1	0	0 0	6
35	Brendan Medley-Bacon	C 36:07	5-6	0-0	0-0	0 2 2	4 1	10	0	3	0	0 1	-7
5	Justin Wright	G 34:37	6-14	1-3	1-2	0 4 4	2 1	14	0	4	0	1 1	-9
11	Marque Maultsby	G 19:27	3-8	2-4	1-2	0 2 2	1 3	9	0	1	1	0 1	-2
21	Eric Boone	G 30:00	1-6	0-1	0-0	1 5 6	2 0	2	8	1	2	0 1	-8
44	Dan Oladapo	22:38	1-5	0-0	0-4	3 2 5	2 3	2	0	1	0	0 0	-22
0	Fred Cleveland Jr.	10:25	1-2	1-1	0-0	0 1 1	0 0	3	0	1	0	0 0	-2
1	Ja'Darius Harris	04:58	1-3	0-0	0-0	0 1 1	0 0	2	1	2	0	0 0	-1
23	Cameron Butler	02:49	0-0	0-0	0-0	0 0 0	0 0	0	0	0	0	0 0	0
52	Devon Butts	20:33	4-7	2-4	0-0	0 4 4	0 1	10	1	0	3	0 0	-8
24	Nicolas Fennell	02:19	0-0	0-0	0-0	0 2 2	1 0	0	0	0	1	0 0	2
Team			0	2	2			0	0				
Totals			24-55	7-15	2-8	4 27 31	17 9	57	10	14	7	1 5	-10

Technical Fouls: NONE

Shooting By Period		
1st FG%	11-28	39.3%
3PT%	3-6	50.0%
FT%	1-4	25.0%
2nd FG%	13-27	48.1%
3PT%	4-9	44.4%
FT%	1-4	25.0%
GM FG%	24-55	43.6%
3PT%	7-15	46.7%
FT%	2-8	25.0%

Dead Ball Rebounds: 3, 0

LSU - 67

Record: 9-1

NO.	Name	Min	FG	3P	FT	Rebounds	Fouls	TP	AS	TO	ST	Blocks	+/-
			M/A	M/A	M/A	OR DR TOT	PF FD					BS BA	
12	KJ Williams	F 31:07	7-13	1-3	3-3	3 9 12	2 2	18	2	2	1	2 0	8
20	Derek Fountain	F 30:27	6-9	0-0	5-9	7 7 14	2 8	17	1	0	1	2 0	11
1	Cam Hayes	G 28:25	6-10	2-5	0-0	0 7 7	0 1	14	2	1	2	0 0	13
3	Justice Hill	G 26:21	3-11	1-5	0-0	0 0 0	0 0	7	4	2	2	0 1	0
44	Adam Miller	G 27:56	0-10	0-8	1-2	0 1 1	3 1	1	2	3	0	0 0	10
11	Justice Williams	16:51	1-4	0-3	0-2	1 0 1	0 2	2	1	0	2	0 0	10
0	Trae Hannibal	16:44	1-3	0-1	2-2	1 1 2	0 2	4	4	3	0	0 0	1
4	Kendall Coleman	06:34	2-2	0-0	0-0	0 1 1	0 0	4	0	0	0	1 0	4
13	Jalen Reed	11:52	0-1	0-0	0-0	1 1 2	2 0	0	0	0	0	0 0	-3
5	Mwani Wilkinson	03:43	0-0	0-0	0-0	0 0 0	0 1	0	0	0	0	0 0	0
Team			2	3	5			0	0				
Totals			26-63	4-25	11-18	15 30 45	9 17	67	16	11	8	5 1	10

Technical Fouls: NONE

Shooting By Period		
1st FG%	15-32	46.9%
3PT%	2-12	16.7%
FT%	8-10	80%
2nd FG%	11-31	35.5%
3PT%	2-13	15.4%
FT%	3-8	37.5%
GM FG%	26-63	41.3%
3PT%	4-25	16.0%
FT%	11-18	61.1%

Dead Ball Rebounds: 2, 0

	NCC	LSU	Points from Turnovers	NCC	LSU	Period by Period Scoring			
Biggest lead	3 (1 st 17:24)	14 (1 st 1:09)	14	9		1st	2nd	TOT	
Best Scoring Run	7(2 nd 18:03)	9(1 st 3:52)	Paint	26	38				
Lead Changes	10		Second Chance	5	18	NCC	26	31	57
Times Tied	5		Fast Breaks	14	9				
Time with Lead	03:53	31:09	Bench	17	10	LSU	40	27	67



Official Basketball Box Score - Final

Winthrop at LSU
12/17/22 Maravich Assembly Center, Baton Rouge
2022-23 Men's Basketball

Game Time: 6:00 PM
Game Duration: 1:57
Attendance: 9,067

Officials: Bart Lenox, Orlando Potts, Garrick Shannon

Winthrop - 81

Record: 5-7

NO.	Name	Min	FG	3P	FT	Rebounds	Fouls	TP	AS	TO	ST	Blocks	+/-
			M/A	M/A	M/A	OR DR TOT	PF FD					BS BA	
4	Kelton Tallford	F 37:23	11-15	0-0	1-2	2 5 7	1 4	23	1	0	0	2 1	-7
12	Cory Hightower	F 38:52	7-13	7-12	4-4	0 1 1	3 3	25	1	4	1	0 1	-8
0	Sin'Cere McMahon	G 33:18	7-12	3-7	1-0	0 4 4	1 1	18	6	1	2	0 1	-3
1	Toneari Lane	G 27:23	1-5	1-4	0-0	1 2 3	3 0	3	0	2	0	1 1	-2
11	Kasen Fleming	G 37:51	5-10	0-0	1-1	1 5 6	2 3	11	3	3	1	0 1	-8
5	Howard Fleming Jr.	20:11	0-5	0-3	1-4	0 3 3	5 2	1	2	1	1	1 1	-7
23	Michael Moore	02:37	0-0	0-0	0-0	0 0 0	0 0	0	0	0	0	0 0	-1
2	Xavier McKelvy	01:14	0-0	0-0	0-0	0 0 0	0 0	0	0	0	0	0 0	-4
10	Cameron Whiteside	01:11	0-0	0-0	0-0	0 0 0	0 0	0	0	0	0	0 0	0
Team			4	0	4			0	1				
Totals			31-60	11-26	8-12	8 20 28	15 13	81	13	12	5	4 6	-8

Technical Fouls: NONE

Shooting By Period		
1st FG%	15-31	48.4%
3PT%	5-17	29.4%
FT%	4-5	80%
2nd FG%	16-29	55.2%
3PT%	6-9	66.7%
FT%	4-7	57.1%
GM FG%	31-60	51.7%
3PT%	11-26	42.3%
FT%	8-12	66.7%

Dead Ball Rebounds: 2, 0

LSU - 89

Record: 10-1

NO.	Name	Min	FG M-A	3P M-A	FT M-A	Rebounds OR DR TOT	Fouls PF FD	TP	AS	TO	ST	Blocks BS BA	+/-
12	KJ Williams	F 24:31	8-14	2-4	0-0	2 4 6	3 0	18	0	2	1	1 1	11
20	Derek Fountain	F 31:02	4-7	0-1	0-0	2 5 7	4 1	8	2	0	2	1 1	15
1	Cam Hayes	G 30:52	8-11	4-6	5-6	0 1 1	0 5	25	4	1	2	0 0	15
3	Justice Hill	G 26:29	3-7	3-5	0-0	1 2 3	1 1	9	3	1	0	1 0	-4
44	Adam Miller	G 32:12	5-15	2-10	2-2	0 3 3	1 1	14	3	2	0	1 1	6
13	Jalen Reed	11:58	1-1	0-0	0-0	1 2 3	0 1	2	0	2	1	0 0	-10
0	Trae Hannibal	20:42	2-2	0-0	0-1	1 2 3	2 4	4	6	0	0	0 0	6
4	Kendal Coleman	12:29	2-4	0-0	1-2	4 3 7	2 1	5	0	1	0	2 0	0
11	Justice Williams	09:45	2-3	0-1	0-0	0 0 0	0 1	4	1	1	0	0 0	1
Team						1 2 3				0	0		
Totals			35-64	11-27	9-12	12 20 35	13 15	89	19	10	6	6 4	8

Box Scores



Official Basketball Box Score - Final
Arkansas at LSU
12/28/22 Maravich Assembly Center, Baton Rouge
2022-23 Men's Basketball

Game Time: 8:00 PM
Game Duration: 2:09
Attendance: 10,428

Officials: Joe Lindsay, Patrick Evans, Ron Groover

Arkansas - 57

Record: 12-1 (1-1)

NO.	Name	Min	FG		3P		FT		Reb		Fouls		TP	AS	TO	ST	Blocks		+/-
			M/A	Pct	M/A	Pct	M/A	Pct	OR	DR	TOT	PF					BS	BA	
13	Jordan Walsh	F 32:03	6-14	1-8	0-0	3	6	9	4	1	13	0	2	2	2	1	1	1	
15	Makhi Mitchell	F 35:54	3-5	0-0	2-3	2	10	12	3	5	8	1	1	0	3	1	-4		
0	Anthony Black	G 40:00	3-8	0-3	1-2	4	4	8	1	2	7	4	2	1	0	1	-3		
1	Ricky Council IV	G 40:00	5-19	1-5	2-5	4	2	6	1	4	13	0	2	3	0	0	-3		
4	Davonte Davis	G 39:52	7-18	2-8	0-0	0	6	6	1	1	16	2	1	2	0	0	-3		
20	Kamari Johnson	07:12	0-0	0-0	0-0	0	0	0	2	0	0	0	0	0	0	0	-3		
11	Jalen Graham	02:39	0-0	0-0	0-0	0	1	1	2	0	0	0	2	0	0	0	-4		
5	Joseph Pinion	02:20	0-1	0-1	0-0	0	0	0	0	0	0	0	0	0	0	0	0	4	
Team			0		2		2		0		0		0		0		0		
Totals			24-65	4-25	5-10	13	31	44	14	13	57	7	10	8	5	3	-3		

Technical Fouls: NONE

Shooting By Period		
1 st FG%	9-33	27.3%
3PT%	0-13	0.0%
FT%	1-3	33.3%
2 nd FG%	15-32	46.9%
3PT%	4-12	33.3%
FT%	4-7	57.1%
GM FG%	24-65	36.9%
3PT%	4-25	16.0%
FT%	5-10	50.0%
Dead Ball Rebounds: 2, 0		

LSU - 60

Record: 12-1 (1-0)

NO.	Name	Min	FG		3P	FT	Rebounds		Fouls		TP	AS	TO	ST	Blocks		+/-
			M/A	M/A	M/A	OR	DR	TOT	PF	BS					BA		
12	KJ Williams	F 32:37	3-7	2-5	0-0	1	4	5	3	4	8	0	2	2	1	1	1
20	Derek Fountain	F 29:19	5-9	0-1	4-5	4	6	10	2	3	14	1	2	2	1	2	8
1	Cam Hayes	G 27:13	2-7	0-3	0-0	0	5	5	0	0	4	3	0	1	0	0	-7
3	Justice Hill	G 18:49	1-5	0-3	0-3	0	2	2	1	1	2	1	1	0	0	0	-6
44	Adam Miller	G 29:03	2-9	1-3	2-2	0	4	4	1	3	7	2	1	0	0	1	-6
0	Trae Hannibal	22:29	9-14	1-2	0-2	1	5	6	0	2	19	2	1	0	0	0	10
13	Jalen Reed	10:41	0-5	0-0	0-0	1	1	2	3	1	0	0	0	0	0	1	-5
4	Kendal Coleman	02:49	0-0	0-0	0-0	0	0	0	0	0	0	0	0	0	0	0	0
5	Mwani Wilkinson	10:47	1-1	0-0	0-0	0	0	0	2	0	2	0	1	0	1	0	9
34	Shawn Phillips Jr.	04:34	0-1	0-0	0-0	1	0	1	0	0	0	0	0	0	0	0	2
11	Justice Williams	11:39	2-4	0-0	0-0	0	0	0	1	0	4	0	2	1	0	0	9
Team						1	3	4			0			0			0
Totals			25-62	4-17	6-12	9	30	39	13	14	60	9	10	6	3	5	3

Technical Fouls: NONE

Shooting By Period		
1 st FG%	10-34	29.4%
3PT%	3-11	27.3%
FT%	1-3	33.3%
2 nd FG%	15-28	53.6%
3PT%	1-6	16.7%
FT%	5-9	55.6%
GM FG%	25-62	40.3%
3PT%	4-17	23.5%
FT%	6-12	50.0%
Dead Ball Rebounds: 3, 1		

	ARK	LSU
Biggest lead	6 (2 nd 10:21)	6 (1 st 0:17)
Best Scoring Run	6 (1 st 14:24)	8 (2 nd 7:06)
Lead Changes	7	
Times Tied	10	
Time with Lead	14:18	18:51

Points from	ARK	LSU
Turnovers	4	13
Paint	36	40
Second Chance	11	6
Fast Breaks	7	8
Bench	0	25

Period by Period Scoring			
	1st	2nd	TOT
ARK	19	38	57
LSU	24	36	60



Official Basketball Box Score - Final
LSU at Texas A&M
01/07/23 Reed Arena, Bryan-College Station
2022-23 Men's Basketball

Game Time: 5:00 PM
Game Duration: 2:06
Attendance: 9,319

Officials: Joe Lindsay, Mike Nance, Rob Rorke

LSU - 56

Record: 12-3 (1-2)

NO.	Name	Min	FG	3P	FT	Rebounds		Fouls		TP	AS	TO	ST	Blocks		+/-		
			M/A	M/A	M/A	OR	DR	TOT	PF					BS	BA			
12	KJ Williams	F 37:23	2-6	0-2	6-6	2	6	8	2	3	10	2	0	2	1	0	-8	
20	Derek Fountain	F 21:01	1-3	0-0	0-0	1	2	3	5	3	2	1	1	1	0	0	-8	
0	Trae Hannibal	G 23:47	2-9	0-0	5-9	1	4	5	3	6	9	4	3	2	0	1	1	
1	Cam Hayes	G 25:12	4-11	1-5	1-1	0	2	2	1	1	10	0	1	0	0	0	-12	
44	Adam Miller	G 34:00	5-10	5-8	1-2	0	1	1	1	2	16	1	1	1	0	0	-11	
3	Justice Hill	29:32	2-4	2-4	0-0	1	0	1	1	0	6	2	5	5	0	0	-13	
4	Kendal Coleman	07:54	0-1	0-0	0-0	1	2	3	1	1	0	0	0	0	0	1	0	
11	Justice Williams	10:38	1-3	1-3	0-0	0	0	0	1	0	3	1	0	0	0	0	-3	
13	Jalen Reed	09:51	0-2	0-0	0-0	1	1	2	1	1	0	0	1	0	1	0	-7	
34	Shawn Phillips Jr.	00:42	0-0	0-0	0-0	0	0	0	0	0	0	0	0	0	0	0	-2	
Team			1		2		0		3		0		3		0		0	
Totals			17-49	9-22	13-18	8	19	27	16	17	56	11	15	11	3	1	-13	

Technical Fouls: NONE

Shooting By Period		
1 st FG%	8-28	28.6%
3PT%	4-14	28.6%
FT%	3-3	100%
2 nd FG%	9-21	42.9%
3PT%	5-8	62.5%
FT%	10-15	66.7%
GM FG%	17-49	34.7%
3PT%	9-22	40.9%
FT%	13-18	72.2%
Dead Ball Rebounds: 3, 0		

Texas A&M - 69

Record: 10-5 (2-0)

NO.	Name	Min	FG	3P	FT	Rebounds	Fouls	TP	AS	TO	ST	Blocks	BS	+/-
			M/A	M/A	M/A	OR DR TOT	PF	FD						
15	Henry Coleman III	F 31:38	3-9	0-0	1-2	2 4 6	2 2 7	0	2	2	0	2	8	
34	Julius Marble	F 30:22	7-12	0-1	3-5	3 6 9	3 5 17	0	1	0	1	0	9	
0	Dexter Dennis	G 28:17	6-8	2-4	3-4	2 4 6	3 2 17	1	2	3	0	0	13	
4	Wade Taylor IV	G 34:57	4-10	1-4	4-4	0 2 2	4 3 13	6	4	0	0	0	16	
23	Tyrece Radford	G 31:44	6-10	1-3	1-2	3 2 5	1 1 14	1	2	0	0	1	11	
11	Andersson Garcia	11:24	0-0	0-0	0-0	2 2 1	1 0 1	2	0	0	0	6	1	
20	Andre Gordon	16:17	0-2	0-1	0-0	2 2 0	1 0 3	0	0	0	0	1	1	
2	Hayden Hehner	09:18	0-3	0-3	1-2	0 0 0	1 1 1	0	0	0	0	0	0	
13	Solomon Washington	05:32	0-0	0-0	0-0	1 1 1	0 0 0	0	0	1	0	0	3	
1	Khalen Robinson	00:31	0-0	0-0	0-0	0 0 0	1 0 0	0	0	0	0	0	-2	
						2 3 5				0				
Totals			26-54	4-16	13-19	12 26 38	17 16 69	12 13 6	1 3 1	3				

Technical Fouls: NONE

Shooting By Period		
1 st FG%	13-28	46.4%
3PT%	3-8	37.5%
FT%	5-8	62.5%
2 nd FG%	13-26	50.0%
3PT%	1-8	12.5%
FT%	8-11	72.7%
GM FG%	26-54	48.1%
3PT%	4-16	25.0%
FT%	13-19	68.4%
Dead Ball Rebounds: 2, 0		

	LSU	TAMU							
Biggest lead	2 (1 st 18:38)	17 (2 nd 4:21)	Points from	LSU	TAMU	Period by Period Scoring			
Best Scoring Run	6 (1 st 0:55)	10 (1 st 1:57)	Turnovers	10	17		1st	2nd	TOT
Lead Changes	4		Paint	10	42	LSU	23	33	56
Times Tied	0		Second Chance	5	18		TAMU	34	35
Time with Lead	01:25	37:41	Fast Breaks	6	3				
			Bench	9	1				



0
Trae Hannibal
G • 6-2 • 215 • Sr.
Elliott, South Carolina




1
Cam Hayes
G • 6-2 • 185 • Jr.
Greensboro, North Carolina



2
Corneilous Williams
F • 6-9 • 210 • Fr.
Meridian, Mississippi



3
Justice Hill
G • 6-0 • 175 • Sr.
Little Rock, Arkansas



4
Kendal Coleman
C • 6-8 • 230 • Jr.
Shreveport, Louisiana



5
Mwani Wilkinson
F • 6-5 • 205 • Jr..
Las Vegas, Nevada



10
Brandon Egemo
G • 6-1 • 175 • Jr..
Los Angeles, California



11
Justice Williams
G • 6-4 • 175 • So..
Philadelphia, Pennsylvania



12
KJ Williams
F • 6-10 • 250 • 5th yr Sr.
Cleveland, Mississippi



13
Jalen Reed
F • 6-10 • 230 • Fr.
Jackson, Mississippi



15
Tyrell Ward
F • 6-6 • 185 • Fr.
Washington, D. C.



20
Derek Fountain
F • 6-10 • 225 • Jr.
Holly Springs, Mississippi




21
Austin Montgomery
G • 6-4 • 180 • Fr.
New Orleans, Louisiana



25
Adam Benhayoune
F • 6-5 • 225 • So..
Helotes, Texas



30
Parker Edwards
F • 6-2 • 220 • Sr.
Covington, Louisiana



34
Shawn Phillips
G • 7-0 • 245 • Fr.
Dayton, Ohio



44
Adam Miller
G • 6-3 • 190 • So.
Peoria, Illinois



Matt McMahon
Head Coach • 1st Season