

2022-23 MEN'S BASKETBALL GAME NOTES



NATIONAL TITLE 1935

SEC CHAMPIONS 1935 • 1953 • 1954 • 1979
 1981 • 1985 • 1991 • 2000 • 2006 • 2009 • 2019
FINAL FOUR 1953 • 1981 • 1986 • 2006

GAME
19



Tennessee
 January 21, 2023

3 p.m. CST
 Pete Maravich Assembly Center/
 Dale Brown Court
 Baton Rouge, Louisiana

ESPN
 LSU Sports Radio Network
 (Guaranty Media Eagle 98.1 FM)

2022-23 LSU SCHEDULE

LSU (12-6, 1-5)

H - 9-2 (1-2); A - 0-3 (0-3); N - 3-1; OT - 0-0

November

Wed. 9	KANSAS CITY (SECN+)	W, 74-63
Sat. 12	ARKANSAS STATE (SECN+)	W, 61-52
Thurs. 17	UNO (SECN+)	W, 91-62
Cayman Islands Classic - George Town, Grand Cayman		
Mon. 21	vs. Illinois State (FloSports)	W 77-61
Tues. 22	vs. Akron (FloSports)	W, 73-58
Wed. 23	vs. Kansas State (FloSports)	L, 59-61
Sun. 27	WOFFORD (SECN+)	W, 78-75

December

Fri. 2	UT ARLINGTON (SECN+)	W, 63-59
Holiday Hoopsgiving - Atlanta, Georgia (Dec. 10)		
Sat. 10	vs. Wake Forest (ESPN2)	W, 72-70
Tues. 13	NC CENTRAL (SEC Network)	W, 67-57
Sat. 17	WINTHROP (SEC Network)	W, 89-81
Wed. 21	EAST TENNESSEE ST. (SECN+)	W, 72-68
Wed. 28	*ARKANSAS (ESPN2)	W, 60-57

January

Tues. 3	*at Kentucky (ESPN)	L, 71-74
Sat. 7	*at Texas A&M (SEC Network)	L, 56-69
Tues. 10	*FLORIDA (SEC Network)	L, 56-67
Sat. 14	*at Alabama (ESPN)	L, 106-66
Wed. 18	*AUBURN (ESPN2)	L, 49-67
Sat. 21	*TENNESSEE (ESPN)	3 p.m.
Tues. 24	*at Arkansas (ESPN2)	6 p.m.
SEC/Big 12 Challenge		
Sat. 28	TEXAS TECH (ESPNU)	1 p.m.

February

Wed. 1	*At Missouri (SEC Network)	8 p.m.
Sat. 5	*ALABAMA (ESPN2/U)	3 p.m.
Wed. 8	*at Mississippi State (SEC Network)	8 p.m.
Sat. 11	*TEXAS A&M (SEC Network)	7:30 p.m.
Tues. 14	*at Georgia (SEC Network)	7:30 p.m.
Sat. 18	*SOUTH CAROLINA (SEC Network)	Noon
Wed. 22	*VANDERBILT (SEC Network)	6 p.m.
Sat. 25	*at Ole Miss (SEC Network)	7:30 p.m.

March

Wed. 1	*MISSOURI (SEC Network)	8 p.m.
Sat. 4	*At Florida (SEC Network)	5 p.m.
SEC TOURNAMENT -- Bridgestone Arena, Nashville, Tenn.		
March 8-12	TBA	

SEC Games; All Times Central; Home Games in ALL CAPS.
SECN+ is streaming broadcast.

ON THE AIR



Chris Blair, play-by-play
 John Brady, analyst
 (Former LSU Head Coach)

TV: ESPN

Courtney Lyle, play-by-play
 Dane Bradshaw, analyst

LSUsports.net

PROBABLE LSU LINEUP (Based on last game played)

1

**CAM
HAYES**

G • Jr. • 6-2 • 185
 Greensboro, North Carolina

Season Stats: 8.4 ppg, 2.0 rpg, 2.0 apg; SEC: 7.4 ppg, 2.2 rpg, 1.8 apg

- Returned to starting lineup after knee issues limited his time.
- Third on the team in overall scoring average.
- Seven starts this season, averaging 21.1 minutes per game.
- Transfer from NC State.
- Eight games of double figures in scoring.
- 47-of-95 from field (49.5%); 19-of-49 from the arc (38.8%)

11

**JUSTICE
WILLIAMS**

G • So. • 6-4 • 175
 Philadelphia, Pennsylvania

Season Stats: 3.8 ppg, 1.3 rpg, 1.2 apg; SEC: 4.2 ppg, 1.7 rpg, 1.5 apg

- Started his second game of his career against Auburn (1/18)
- In last two games played a combined 51 minutes, 16 pts, 7 rebs, 6 asts.
- Seven points vs Auburn (1/18), also career best six rebounds.
- Missed five games early in the year with ankle injury.

12

**KJ
WILLIAMS**

F • 5th Sr. • 6-10 • 250
 Cleveland, Mississippi

Season Stats: 17.9 ppg, 7.3 rpg, 1.44 spg; SEC: 15.0 ppg, 5.3 rpg, 1.0 spg

- Recorded his 1,000th career rebound at A&M (1/7).
- Has 106 collegiate wins and 102 games scoring in double figures.
- Enters game just 11 points shy of 2,000 career points.
- Named Thursday on USBWA Midseason Watch List for Oscar Robertson Trophy
- 35 pts vs. Wake Forest, 10 rebs, hit 7-of-9 three-pointers (12/10)
- 5 games over 20 points; Other 30 point game was 33 vs. Illinois State (11/21).
- 23 pts against UK (1/3) on 8-13 FGs, including 4 treys
- 5 double doubles this year, 32 for his career.

20

**DEREK
FOUNTAIN**

F • Jr. • 6-10 • 225
 Holly Springs, Mississippi

Season Stats: 7.2 ppg, 5.4 rpg, 1.44 spg; SEC: 6.8 ppg, 5.7 rpg, 1.2 spg

- 2nd in overall reb avg and tied team SEC reb average.
- Vs. NCCU (12/13), 17 points, 14 rebs for first college double double.
- Vs. Arkansas (12/28), 14 points, 10 rebs 2nd double; 5-9 from field, 4-5 FT.
- 44-of-80 from field (55.0 percent).
- 9-of-10 from line at Alabama (1/14); 15-of-17 in SEC games;

44

**ADAM
MILLER**

G • So. • 6-3 • 190
 Peoria, Illinois

Season Stats: 12.3 ppg, 2.2 rpg, 1.4 apg; SEC: 10.0 ppg, 2.7 rpg, 1.5 apg

- Was at LSU last season, set to play, before ACL injury prior to season sidelined him.
- Cayman Islands Classic all-tournament; had 23 vs. Akron, hitting 5 treys (11/22).
- 43 treys for season, 6 games of season with at least 5 treys
- 5 treys at UK (1/3), at A&M (1/7).
- 37-of-46 at free throw line, including two with 1.8 seconds left vs. Arkansas (12/28)
- Two games of 26 pts. this season.
- 15 at UK; 16 at A&M; 10 double figure games this season.

BREAKDOWN

LSU

RECORD

12-6, 1-5

RANKING

NA

LAST GAME

L, 49-67, vs. Auburn, 1/18/23

HEAD COACH

Matt McMahon

CAREER RECORD

166-73 (8th season)

LSU RECORD

12-6 (1st season)

VS. TENNESSEE:

0-1

TENNESSEE

RECORD

15-3, 5-1

RANKING

No. 9 AP, 9 Coaches

LAST GAME

W, 70-59, at Miss. State, 1/17/23

HEAD COACH

Rick Barnes

CAREER RECORD

769-398 (36th season)

TENNESSEE RECORD

165-84 (8th season)

VS. LSU:

4-9

LSU UPCOMING MEN'S BASKETBALL MEDIA CALENDAR

23

MONDAY

Team departs for Fayetteville

24

TUESDAY

Game 20 -- LSU at Arkansas, 6 p.m. CT (Maravich Center).
LSU Sports Radio Network, ESPN

25

WEDNESDAY

Matt McMahon Radio Show, 7 p.m.
TJ Ribs on Acadian.
LSU Sports Radio Network (Eagle 98.1 FM in Baton Rouge)

26

THURSDAY

20

FRIDAY

Media Session -- TBA

21

SATURDAY

Game 19 -- Tennessee at LSU, 3 p.m. CT (Maravich Center); LSU Sports Radio Network, ESPN

22

SUNDAY

Inside LSU Basketball on LSU Sports Television Network (10:35 p.m. in Baton Rouge, WBRZ-TV).

LSU Media Services

MEDIA AVAILABILITY

Coach Matt McMahon is available for early morning appointments and phone interviews. Please contact Basketball SID Kent Lowe (225-578-1864, clowe@lsu.edu) at least 24 hours in advance.

MEDIA SESSIONS

Coach McMahon meets, when travel schedules permit, usually one or two days prior to games in non-conference play and usually on Mondays and Thursdays during the SEC season. The sessions take place in the Courtside Club of the Maravich Center in the NW Corridor. Times are announced based on practice plans with players usually one day a week. Some travel and scheduling issues may change the time and day so media should contact the Communications Office to confirm start time ... Player requests need to be in to Kent Lowe at clowe@lsu.edu no later than 24 hours in advance.

POST GAME

Coach McMahon will be in the Courtside Club after the game, the NCAA cooling off period and his courtside radio show ... Requested players will be brought to the media room as well. ... THE LSU DRESSING ROOM IS CLOSED ... The Courtside Club is at the top of the stairs in the Northwest Corridor ... Media may work there after the end of the game. The building will close two hours following the conclusion of the game.

THE MATT MCMAHON SHOW

Presented by Hancock Whitney Bank

The weekly call-in show takes place primarily on Mondays or Wednesdays at 7 p.m. from T.J. Ribs on Acadian Thruway ... The show airs in Baton Rouge on local flagship Eagle 98.1 FM, on the Internet at www.LSUsports.net and on many LSU Sports Radio Network affiliates. The first show is Monday, Nov.. 28.

Air Dates for the shows during 2022-23:

Show #8: Wednesday, Jan. 25, 2023
Show #9: Monday, Jan. 30, 2023
Show #10: Monday, Feb. 6, 2023
Show #11: Wednesday, Feb. 15, 2023
Show #12: Monday, Feb. 20, 2023
Show #13: Monday, Feb. 27, 2023
Show #14: Monday, March 6, 2023

INSIDE LSU BASKETBALL

Presented by Community Coffee

The weekly TV show features an inside look and the men's and women's basketball programs at LSU featuring highlights, interviews and features. The show is available on a state-wide and regional network ... WBRZ-TV, Channel 2, airs the show at 10:35 p.m. Sundays. Television affiliates for the show are listed online at LSUsports.net/tvaffiliates.

Show Schedule for 2023:

Show #4: Jan. 22, 2023
Show #5: Jan. 29, 2023
Show #6: Feb. 5, 2023
Show #7: Feb. 12, 2023
Show #8: Feb. 19, 2023
Show #9: Feb. 26, 2023
Show #10: March 5, 2023

WHO TO CONTACT

COMMUNICATIONS OFFICE

(225) 578-8226

Michael Bonnette - mbonnet@lsu.edu
Assoc. AD/Communications Director

C. Kent Lowe - clowe@lsu.edu
Sr. Assoc. Communications Director
(Basketball Contact)

COMMUNICATIONS ADDRESS

Athletics Administration Building
Baton Rouge, La. 70803

ON THE INTERNET

LSUsports.net

The Official Website of LSU Athletics is home to all the basketball information you need. Schedules, results, rosters, bios, statistics and game notes can be found and are always up to date.

LSUsports.net/media

Request credentials online, go to the men's basketball credentials link.

LSUsports.net/brand

Quickly access the official LSU Athletics brand standards, colors and logos online. To request logos please email creative@lsu.edu.

Photo Requests

To request logos please email photo@lsu.edu.

LSU BASKETBALL SOCIAL MEDIA

facebook.com/lsubasketball
twitter.com/lsubasketball
instagram.com/lsubasketball
twitter.com/lsukent
twitter.com/lsumediaalerts
twitter.com/CoachMcMahon
LSUsports.net/connect

LSUsports.net
f t i



Matt McMahon

Head Coach

@CoachMcMahon

1st Year at LSU • 8th Year as a Head Coach

When Matt McMahon stepped to the podium for the first time as the 25th LSU men's basketball head coach he listed the core values of his coaching career and his teams.

"Hard work, unselfishness, toughness, accountability and joy."

Those words are now the cornerstone of LSU Basketball as it moves into a new era as a very successful head coach begins to reshape the program in his image.

The image was on display during the past seven years at Murray State University where the Racers posted a record of 154-67, a .697 winning percentage. He led Murray State to 93 OVC regular-season wins, winning 75 percent of league games.

He has also coached multiple all-Americans and all-league players such as Ja Morant who was named NBA Rookie of the Year in 2020.

The Racers won regular season league titles in 2018, 2019, 2020 and 2022 and advanced to the NCAA Tournament in 2018, 2019 and 2022 (the 2020 appearance was canceled by the pandemic).

Since the native of Oak Ridge, Tennessee, became the third-youngest rookie among D1 coaches in 2015, McMahon has continued a steady move forward with a reputation for developing talent both as an assistant and head coach. He has become known nationally as an excellent recruiter and he is among the best in the nation in the area of player development and game planning.

In his final season at Murray State in 2021-22, McMahon coached OVC Player of the Year KJ Williams and two other recipients of first-team honors (Tevin Brown, Justice Hill). In addition, McMahon was named the league's Coach of the Year.

Two of those players, Williams and Hill, are now at LSU.

Williams, who ranked 12th nationally in 3-pointers made (94), became the third Murray State player to score 1,500 points and grab 800 rebounds. Hill took over point guard duties in a Racer program known for good guards, leading Murray State in assists in 19 games with a plus-101 margin in assists to turnovers.

McMahon's Racers, picked third in the OVC preseason poll, were just the sixth team in league history to go undefeated and the first to do it in an 18-game conference schedule. Murray State then won the two league tournament games to advance to the NCAA Tournament where, as a No. 7 seed, the Racers defeated San Francisco to advance to the round of 32.

The 2021-22 team was one of seven teams to win 30 or more games that season and led the nation in win percentage at 91.2 percent (31-3). The Racers were ranked No. 20 in the final AP poll and No. 22 in the Ferris Mowers Coaches Poll.

McMahon was the first MSU coach to have

three seasons of 25 or more wins and was one of just three Murray State coaches to have four 20-win seasons.

Although the 2019-20 season was called early because of the pandemic, it marked the third year in a three-year run when Coach McMahon led the Racers to three-straight OVC regular season championships (2017-18, 2018-19 and 2019-20) and two consecutive OVC Tournament titles (2017-18, 2018-19).

Coach McMahon's commitment to defense showed in those years as the Racers ranked as the league leader twice in defensive field goal percentage and each of the three seasons the team led the league in defending the 3-point shot.

The 2018-19 team won 28 games and made its mark in the NCAA Tournament when the 12th-seeded Racers won their fourth all-time tourney game by defeating No. 5 seed Marquette. That season is when Morant stepped to the forefront at Murray State.

He was named the OVC POY, leading Division I in assists and earning first-team all-America honors from the USBWA. In the NCAA Tournament win over Marquette, Morant posted a triple double of 17 points, 11 rebounds and 16 assists as he became the eighth player to record a triple double in the tournament.

He was drafted second overall in the 2019 NBA draft by the Memphis Grizzlies.

In 2017-18, McMahon's team won 26 games and the OVC regular season and tournament championship, sending the Racers to what was at that time the school's 16th NCAA Tournament.

Prior to being named head coach, he was a key part of Coach Steve Prohm's staff as assistant at Murray State as the Racers won a pair of Ohio Valley Conference championships, a CollegeInsider.com Tournament championship and an appearance in the NIT. He was part of a staff that won 104 games from 2011-15.

PRIOR TO MURRAY STATE

Coach McMahon has had success in college basketball since his days as a player at Appalachian

State. Known as an excellent shooter and tough competitor, he played on three Southern Conference regular season title teams in 1998, 1999 and 2000. The Mountaineers won the SoCon Tournament in 2000 and advanced to the NCAA Tournament.

He played in 90 career games under coach Buzz Peterson and made 124 three-pointers, graduating in 2000.

His coaching career began immediately at Appalachian State as a student assistant under Houston Fancher in 2000-01. He would rejoin Peterson's staff as a student coach at Tennessee before returning to ASU in 2002, where he stayed until the end of the 2009-10 season. A year at UNC Wilmington (2010-11) as assistant coach set the stage for his journey to Murray State, starting first as an assistant in the 2011-12 season and then as head coach prior to the 2015-16 season.

Like his time at Murray State, McMahon coached some outstanding talent in the early stages of his coaching career, including Southern Conference POY Donald Sims as well as all-league picks Jeremy Clayton and D.J. Thompson.

At UNCW, he recruited Adam Smith, a Parade All-America Second-Team selection.

Coach McMahon and his wife Mary, a former standout for the Furman women's basketball team, have three children – Maris, Mason and Mabry.

THE MCMAHON FILE

Birthdate: April 26, 1978

Age: 42

Hometown: Oak Ridge, Tennessee

College: Appalachian State, 2000

Wife: Mary

Child: Maris, Mason, Mabry

COACHING EXPERIENCE

2000-01 - Appalachian State, Student Asst.

2001-02 - Tennessee, Student Asst.

2002-10 - Appalachian State, Asst. Coach

2010-11 - UNC Wilmington, Asst. Coach

2011-15 - Murray State, Asst. Coach

2015-22 - Murray State, Head Coach

March 22, 2022 - LSU, Head Coach

THE MCMAHON RECORD

YEAR	SCHOOL	/---OVERALL---/		/---CONF.---/		POST SEASON
		W-L	PCT.	W-L	PCT.	
2015-16	Murray State	17-14	.548	10-6	.625	
2016-17	Murray State	16-17	.485	8-8	.500	
2017-18	Murray State	26-6	.812	16-2	.889	NCAA Rd of 64
2018-19	Murray State	28-5	.848	16-2	.889	NCAA Rd of 32
2019-20	Murray State	23-9	.719	15-3	.833	Pandemic Year
2020-21	Murray State	13-13	.500	10-10	.500	
2021-22	Murray State	31-3	.912	18-0	1.000	NCAA rd of 32
2022-23	LSU	12-6	.667	1-5	.167	
Totals	8 years	166-73	.694	94-36	.723	3 NCAA Tourneys
Murray St. 7 years		154-67	.697	93-31	.750	3 NCAA Tourneys
LSU		1 Year	12-6	.667	1-5	.167

2022-23 LSU MEN'S BASKETBALL ROSTER

NO.	NAME	POS.	HT.	WT.	CLASS	EXP.	DOB	HOMETOWN	HIGH SCHOOL	PREVIOUS SCHOOL
0	Trae Hannibal	G	6-2	215	Sr.	TR	Feb. 13, 2001	Elliot, SC	Hartsville HS	Murray State
1	Cam Hayes	G	6-2	185	Jr.	TR	May 29, 2002	Greensboro, NC	Greensobro Day	NC State
2	Corneilous Williams**	F	6-9	210	Fr.	HS	Jan. 18, 2003	Meridian, Miss.	Combine Academy	
3	Justice Hill***	G	6-0	175	Sr.	TR	May 14, 2000	Little Rock, Ark.	Little Rock Chistrian	Murray State
4	Kendal Coleman	C	6-8	230	Jr.	TR	March 10, 2002	Shreveport, La.	Captain Shreve	Northwestern State
5	Mwani Wilkinson *	F	6-5	205	Jr.	2L	Aug. 12, 2002	Las Vegas, Nev.	Bishop Gorman	
10	Brandon Egemo	G	6-1	175	Jr.	2L	March 10, 2002	Los Angeles, Calif.	University HS	
11	Justice Williams	G	6-4	175	So.	1L	March 31, 2003	Philadelphia, Pa.	Monteverde Academy	
12	KJ Williams	F	6-10	250	5th Sr.	TR	Sept. 3, 1999	Cleveland, Miss.	Cleveland Central	Murray State
13	Jalen Reed	F	6-10	230	Fr.	HS	Feb. 24, 2003	Jackson, Miss.	Southern California Acad.	
15	Tyrell Ward	F	6-6	185	Fr.	HS	July 27, 2003	Washington, D.C.	DeMatha Catholic	
20	Derek Fountain	F	6-10	225	Jr.	TR	July 12, 2002	Holly Springs, Miss.	Holly Springs	Mississippi State
21	Austin Montgomery	F	6-4	180	Fr	HS	March 19, 2004	New Orleans, La.	Newman	
25	Adam Benhayoune	F	6-5	225	So.	1L	April 21, 2003	Helotes, Texas	Sandra Day O'Connor	
30	Parker Edwards	G	6-2	220	Sr.	3L	Sept. 27, 1999	Covington, La.	Saint Paul's School	Southeastern La.
34	Shawn Phillips	F	7-0	245	Fr.	HS	April 15, 2004	Dayton, Ohio	Dream City Christian	
44	Adam Miller	G	6-3	190	So.	RS	Jan. 23, 2002	Peoria, Ill.	Morgan Park	Illinois

** Preseason injury, expected to redshirt this season; ***On leave from team for personal reason; *Shoulder surgery week of Jan. 16; Out for season.

COACHING STAFF

Head Coach: Matt McMahon

Assistant Coach: Casey Long

Assistant Coach: Ronnie Hamilton

Assistant Coach: Cody Toppert

Chief of Staff: Tim Kaine

Special Assistant to the Head Coach: Tasmin Mitchell

Director of Player Development: Ronrico White

Director of Recruiting: Jeff Moore

Strength & Conditioning Coach: Brian Puckett

Video Coordinator: Mike Chapman

Athletic Trainer: Shawn Eddy

Administrative Asst: Brittany Carvalho (Oklahoma State, 2005)

YEAR AT LSU

1st year at LSU (8th season as head coach)

1st year at LSU

1st year at LSU

1st year at LSU

1st year at LSU

6th year at LSU

1st year at LSU

1st year at LSU

1st year at LSU

27 (18 with Men's Basketball)

15 (13 with Men's Basketball)

PRONUNCIATION GUIDE

Matt McMahon -- Mack-Man (like former Tonight Show sidekick Ed McMahon or for younger types like WWE owner Vince McMahon); Mwani -- Mm-wah-nee; Egemo -- Egg-uh-moe; Benhayoune -- Been-uh-yoon; Trae -- Tray; Helotes -- huh-LOW-tuhs.

HOW THE TIGERS WERE BUILT

Via TRANSFER PORTAL

Kendal Coleman -- from Northwestern State

Derek Fountain -- from Mississippi State

Trae Hannibal -- from Murray State

Cam Hayes -- from NC State

Justice Hill -- from Murray State

Via RETENTION

Adam Miller -- Redshirt Sophomore

Mwani Wilkinson -- Junior

Justice Williams -- Sophomore

Adam Benayoune -- walkon sophomore

Brandon Egemo -- walkon junior

Parker Edwards -- walkon senior

Via SIGNING

Shawn Phillips (HS Signee)

Jalen Reed (HS Signee)

Tyrell Ward (HS Signee)

Corneilous Williams (HS Signee)

TRANSACTIONS

Corneilous Williams injured left shoulder ... Probable redshirt candidate ... Justice Williams left the game on Nov. 17 with a left ankle injury, did not play for five games ... Returned to play vs. WF (12/10) ... Cam Hayes left game with NCCU (12/13) late with cramps ... Played in the Winthrop game ... Hayes suffered pain in his right knee during the A&M game (1/7), DND against Florida ... Returned to play at Alabama (1/14) ... Mwani Wilkinson shoulder surgery, Jan. 16, out for season ... Justice Hill away from the team for "personal reasons" announced on Jan. 18; timetable to return not yet established. .

A FEW NUMBERS AND NOTES TO START WITH:

- 3 -- Not counting walkons, the Tigers returned just three scholarship players from last season -- 2 who were actually able to play. Adam Miller missed the entire season after an ACL injury.
- 2 -- Number of LSU basketball head coaches (not including interims) to get a win their first SEC season opener (Matt McMahon (2021); Dale Morey (1943).
- 41 -- Number of wins over AP top ten programs since 1948-49.
- 89 -- Number of wins over AP poll team since 1948-49.
- 49 -- Wins in regular season SEC games since the start of 2018-19 season
- 23 -- LSU wins in regular season SEC home games since the start of the 2019-20 season.
- 137-23 -- Record when holding opponents to 70 points or less since the start of the 2012-13 season (9-4 this season).
- 136-42 -- Record since start of 2012-13 season when outrebounding the opponent (7-1 this season).
- 104-9 -- Record since start of 2007-08 season when shooting 50 percent or more in a game (2-0 this season).
- 17 -- Current number of consecutive wins when shooting 50 percent or more in a game.
- 92-0 -- Record since 1966-67 when LSU has a 20+ point lead at halftime (2-0 this season).
- 386 -- Wins for LSU when FT makes is more than opponents FT Attempts (386-56, 87.5%) since 1966-67.
- 32 -- Number of double doubles in his career for KJ Williams (5 this season)
- 11 -- Number of points KJ Williams needs for 2,000 in his career.
- 106 -- Career wins for KJ Williams at Murray State and LSU.
- 102 -- Career double figure scoring games for KJ Williams at Murray State and LSU.
- 11- Shot clock violations this season ... Tigers led Division I last season drawing 38 shot clock violations, 4 more than any other school in DI
- 6 -- No. of 2 Pt FGs allowed by LSU vs. Akron (11/22) in Cayman Islands. Second time since 1953 that LSU has held an opponent to six two-point field goals in a game.
- 67.7 -- Shooting percentage in second half in win versus Winthrop (12/17) ... LSU was 21-of-31 from the field.
- 4 -- Number of games with double figure three-pointers this season.

WON-LOST MARGIN IN GAMES THIS SEASON

MARGIN	1	2	3	4	5	6	7	8	9	10	11	12	13	14	15	16	17	18	19	20	21	22	23	24	25	26	27	28	29	30	31-plus
Won by	1	2	2					1	1	1	1	1				1													1		
Lost by	1		1								1	1						1													1

TIGERS PICKED EIGHTH IN SEC

The media panel of regional and national media picked the Tigers eighth in the preseason standings poll announced at SEC Tipoff in October. The selections by the media:

1. Kentucky; 2. Arkansas; 3. Tennessee; 4. Auburn; 5. Alabama; 6. Texas A&M; 7. Florida; **8. LSU**; 9. Ole Miss; 10. Mississippi State; 11. Missouri; 12. Vanderbilt; 13. Georgia; 14. South Carolina

FOUR GAMES

The Tigers are in the midst of a stretch of ranked games that has LSU meeting four of the top teams in the league in succession (rankings when LSU played the team or presently of the week of Jan. 16 with AP and Coaches Poll):

Jan. 14 -- At No. 4/4 Alabama -- L
Jan. 18 -- No. 16/17 Auburn -- L
Jan. 21 -- No. 9/9 Tennessee
Jan. 24 -- At No. 25/25 Arkansas

This will be the first time LSU is set to play four consecutive games in the SEC regular season against ranked opponents since the 1967-68 season (Pete Maravich's sophomore season) when the Tigers lost to No. 9 Kentucky (121-95), No. 7 Vanderbilt (99-91), at No. 10 Kentucky (109-96) and No. 6 Tennessee (87-67).

The last time the Tigers faced four straight ranked opponents at any time during the season was in the 1986 run to the NCAA Final Four. LSU defeated No. 12 Memphis (83-81), No. 6 Georgia Tech (70-64), No. 3 Kentucky (59-57) and lost to No. 7 Louisville in the national semifinals (88-77).

THE RECENT GAMES

GAME 18 -- AUBURN 67, LSU 49 | January 18, 2023 | PETE MARAVICH ASSEMBL CENTER | BATON ROUGE, LOUISIANA

RECAP: For the second straight game, the Tigers struggled to shoot, making just 29.3 percent of their shots (17-58) and 4-of-20 from the arc in the home loss to Auburn ... Auburn led by 11 at the half before LSU made a run that allowed them to twice close the game to two points in the five five minutes of the second half. But Auburn was able to get points and LSU had a couple of turnovers and the visiting Tigers were able to push the margin back out to double figures.

KJ Williams and Trae Hannibal were able to both score 16 points in the contest. Williams hit 7-of-15 field goals, including two treys to go with eight boards, while the majority of Hannibal's points came at the free throw line, getting fouled driving to the basket. Hannibal made 10-of-12 free throws after getting fouled eight times.

Jan. 18, 2023	PTS	FG	FGA	PCT	3FG	3FGA	PCT	FT	FTA	PCT	OR-DR-TR	HI SCORER	HI REBOUND	HI ASSIST
AUBURN	67	26	59	.441	8	24	.333	7	11	.636	11-30-41	2 with 14	3 with 7	Green 4
LSU	49	17	58	.293	4	20	.200	11	17	.647	14-24-38	2 with 16	KJ Williams 7	Miller 3

GAME 17 -- ALABAMA 106, LSU 66 | January 14, 2023 | COLEMAN COLISEUM | TUSCALOOSA, ALABAMA

RECAP: Alabama made 14-of-33 three pointers in the first half, the most first-half three-pointers attempted since 2018 as LSU was unable to keep pace with the fourth-ranked Crimson Tide. LSU made 20-of-54 three-pointers and 15-of-22 from since the arc ... Alabama dominated on the boards, 52-36, with a 32-8 advantage in second chance points. LSU was able to get Cam Hayes back on the floor for the game and he played 20 minutes in the game. Justice Williams also played 20 minutes at point guard, hitting 6-of-6 from the free throw line to finish with nine points and five assists.

Hayes and KJ Williams each scored 10 points each to lead LSU ... Fountain finished 9-of-10 at the free throw line. LSU was 22-of-29 at the free throw line. LSU struggled from two-point range making 10-of-40 shots with 8-of-21 from the arc.

Jan. 14, 2023	PTS	FG	FGA	PCT	3FG	3FGA	PCT	FT	FTA	PCT	OR-DR-TR	HI SCORER	HI REBOUND	HI ASSIST
LSU	66	18	61	.295	8	21	.381	22	29	.759	14-24-38	2 with 10	Reed 7	J. Williams 5
ALABAMA	106	35	76	.461	20	54	.370	16	20	.800	20-32-52	Miller 31	Miller 9	Bradley 6

GAME 16 -- FLORIDA 67, LSU 56 | January 10, 2023 | PETE MARAVICH ASSEMBLY CENTER | BATON ROUGE, LOUISIANA

RECAP: LSU started on a 7-0 run to open the game and sustained the lead for most of the half, leading 28-25 at the break ... But in the second half, LSU shot just 29 percent overall and 0-of-11 from the arc, while Florida was 11-of-20 overall and 9-of-12 inside the arc in the final 20 minutes as they were able to take control of the game and send LSU to its third straight SEC defeat. The Gators were also able to get at the line 22 times in the last 20 minutes compared to 12 for the Tigers. LSU shot just 32.2 percent (19-of-59) with five treys.

For the second straight game, LSU's turnover problems continued with 16 miscues that led to 23 points for Florida. LSU was only able to turn 10 Florida turnovers into five points. LSU did out rebound Florida, 40-34 with Trae Hannibal grabbing 12 boards. KJ Williams led LSU with 23 points.

Jan. 10, 2023	PTS	FG	FGA	PCT	3FG	3FGA	PCT	FT	FTA	PCT	OR-DR-TR	HI SCORER	HI REBOUND	HI ASSIST
FLORIDA	67	19	48	.396	5	25	.200	24	32	.750	8-26-34	Caslteton 18	Castleton 7	Jones 3
LSU	56	19	59	.322	5	28	.179	13	16	.813	15-25-40	KJ Williams 23	Hannibal 12	Hill 6

GAME 15 -- TEXAS A&M 69, LSU 56 | January 7, 2023 | REED ARENA | BRYAN-COLLEGE STATION, TEXAS

RECAP: The Tigers were never able to get anything going against the more physical Aggies and despite making nine three pointers, the Tigers were 5-of-14 on dunks and layups as the Aggies had a 42-10 advantage in points in the paints. The Tigers were down 11 at the half after shooting 4-of-14 (28.6%) from both the arc and inside the arc. Meanwhile Texas A&M was making 13-of-28 in the first half. They would improve to 13-of-26 in the second half (12-of-18 inside the arc) ... LSU made 5-of-8 three-pointers in the second half to finish with nine.

Adam Miller made five three-pointers for the second straight game in scoring 16 points, while KJ Williams and Cam Hayes had 10 points each. Williams was able to get his 1,000th career rebound late in the first half. Miller was 5-of-8 from the arc. The Tigers had 11 steals with Justice Hill getting five steals. Tigers' Trae Hannibal had his first LSU start on Saturday (9 points, 4 assists).

Jan. 7, 2023	PTS	FG	FGA	PCT	3FG	3FGA	PCT	FT	FTA	PCT	OR-DR-TR	HI SCORER	HI REBOUND	HI ASSIST
LSU	56	17	49	.347	9	22	.409	13	18	.722	8-19-27	Miller 16	KJ Williams 8	Hannibal 4
TEXAS A&M	69	26	54	.481	4	16	.250	13	19	.684	12-26-38	2 with 17	Marble 9	Taylor 6

THE NUMBER IS 11

With his 16 points against Auburn on Wednesday, the 2,000-career point mark is in sight as super senior KJ Williams enters the weekend with 1,989 points, 322 this year.

Williams was honored prior to Wednesday's game with the first of what will be multiple ceremonial basketball presentations for his 1,000th rebound which occurred earlier in January at Texas A&M.

Williams has played in 142 games with 108 starts and is averaging 14.0 points for his career.

Unofficially, 122 players in college basketball have hit the 2,000-1,000 mark in their careers entering the 2022-23 season including some of the biggest names in the history of the game. Among those of interest in Louisiana would be of course Rudy Macklin of LSU (1976-81) who had 2,080 points and 1,276 rebounds.

Also, from schools in Louisiana are Shawn Long at UL-Lafayette (2012-16) with 2,342 points and 1,447 rebounds; Reggie Jackson at Nicholls (1991-95) with 2,124 points and 1,271 rebounds; Willie Jackson of Centenary (1980-84) with 2,535-1,013; Calvin Natt of ULM (1975-79) with 2,581-1,281; and Robert Parish of Centenary (1973-76) with 2,334 points and 1,820 rebounds.

KJ WILLIAMS NAMED TO USBWA MIDSEASON WATCH LIST

LSU super senior forward KJ Williams was one of 50 colleges basketball players named on Thursday to the U.S. Basketball Writers Association's Oscar Robertson

Trophy Midseason Watch List. The players represent 18 different conferences.

Since the 1958-59 season, the USBWA has named a National Player of the Year. In 1998, the award was named in honor of the University of Cincinnati Hall of Famer and two-time USBWA Player of the Year Oscar Robertson. It is the nation's oldest award and the only one named after a former player.

JUSTICE HILL STEPS AWAY

LSU senior Justice "Juice" Hill has stepped away from the LSU men's basketball team earlier this week "for personal reasons," according to Coach Matt McMahon.

"I just want to be clear with Justice Hill, it is not disciplinary situation by any means," said Coach McMahon. "He has stepped away from the program for the time being for personal reasons. I do not have a timeline on that, we will see how it proceeds as we move forward from here."

MWANI WILKINSON

After battling through right shoulder pain for much of the season after hurting in the preseason, the situation became to much and earlier this week had season-ending surgery that will allow him to rehab and be ready for next season.

Wilkinson played in nine games this season, averaging 13.0 minutes a game, 2.6 points and 1.6 rebounds.

THROWBACK JERSEYS TODAY

The Tigers are reliving the memories of the 1979 season at LSU with retro jerseys from that period. The jerseys had a flair of their own with stars and Louisiana State in big gold script among other things. Like big hair styles and loud colored clothes of the day, these things stood out in the college basketball world.

Now the urban legend is that the Tiger players of 1979 did not exactly care for the white jerseys with the stars and the fancy script, but fans who have had a sneak peek on social media regarding the jerseys are quickly trying to get their hands on these special jerseys that will see the light of day since 1979 on Saturday.

More importantly, the jersey and its return will highlight the 1979 team that won the Southeastern Conference championship, LSU's first at that time in 25 years for Coach Dale Brown. The 1979 SEC Championship would lead to the 1980 SEC Tournament Championship and then a 1981 SEC Championship and an appearance in the NCAA Final Four.

The 1979 team did what they had to do without superstar Rudy Macklin, whose season was ended two games into the year when he broke his foot coming down with a rebound in practice.

The names are many who contributed – Al Green, DeWayne Scales, Ethan Martin, Greg Cook, Willie Sims, Lionel Green, Jordy Hultberg, Rick Mattick – and there were many more. Players like J. Brian Bergeron, Joe Costello, Walter Campbell, Andy Campbell and Gus Rudolph all gave LSU the roster that could supplant the loss of Macklin.

CLOSE GAMES

The three-point battle with both Arkansas (12/28) and at Kentucky (1/3) weren't a rarity for this new group of LSU Tigers as they have played seven games with a final margin of four points or less. LSU is 5-2 in those games with the losses the clock mismanaged finish two-point loss to Kansas State in the Cayman Islands Classic championship event and the loss by three to Kentucky.

LSU has played three other games of 10 points or less with a 3-0 record in those games.

Consistency for longer periods of time has been a constant message for this LSU team and that consistency may have shown more defensively in the win over Arkansas.

But in some of these close games, the Tigers have had to rally for wins:

Vs. Wofford – Wofford up five, 71-66, with 4:26 left in the game, LSU rallied to win, 78-75

Vs. UT Arlington – UTA up four, 6:49 left in the game, LSU rallied to win, 63-59

Vs. Wake Forest – WF was up 39-19 with 4:16 to go in first half; down 8 at the half; rallied to win 72-70

Vs. Arkansas – Ark was up six twice midway through 2nd half, LSU rallied to win, 60-57

SATURDAY'S OPPONENT

Tennessee is coming off a 70-59 road win in Starkville against Mississippi State on Tuesday. Zakai Zeigler led Tennessee with 24 points on 7-of-14 shooting with four treys, while Julian Phillips had 18 points and Josiah-Jordan James added 13. Tennessee shot 45.1 percent (23-51) and 41.7 percent from the arc (10-24). The Vols out rebounded Mississippi State, 39-31, and broke open a 23-23 first half game with 47 second-half points.

Santiago Vescovi, who was out of Tuesday's game, leads the Vols in scoring at 12.9 points per game. Olivier Nkamhoua averages 10.8 points, Zeigler 10.6 and Phillips 10.3. The Vols average 74.1 points and hold opponents to 54.3 a game.

Rick Barnes is the coach of the Volunteers

Tennessee leads the all-time series with LSU, 66-50. LSU leads, 28-26, in games played in Baton Rouge with Tiger wins in the last four games. The teams split games on the home court a season ago.

POINTS IN THE PAINT

In the six conference games, opponents have a 202-138 advantage in points in the paint. Alabama had a 30-18 advantage a week ago and Auburn had a 32-20 advantage on Wednesday.

LSU have the advantage in the paint in the game the Tigers won over Arkansas (12/28), 40-36.

POINTS OFF TURNOVERS

In the last four games, LSU has been hurt by points off turnover numbers, getting just 19 points in the four games, while opponents have turned LSU miscues into 74 points:

Auburn (1/18) – Auburn 15, LSU 2

Alabama (1/14) – Alabama 19, LSU 2

Florida (1/10) – Florida 23, LSU 5

A&M (1/7) – A&M 17, LSU 10

ALL-TRANSFER TEAM

At the beginning of the New Year Jeff Goodman (@Goodman Hoops) put out his All-Transfer Team for the opening part of the season and KJ Williams was on the list.

"Williams followed Matt McMahon from Murray State to LSU and Williams has been even better so far, going from a 33 percent shooter from beyond the arc to 49 percent," wrote Goodman.

HIGHEST GRADED PLAYERS IN THE SEC

The basketball statistics company thirtytwoanalytics.com has given grades to its top SEC players as of Jan. 10 and LSU's KJ Williams graded out third in the top four:

Oscar Tshiebwe, Kentucky – 88.05

Brandon Miller, Alabama – 87.95

KJ Williams, LSU – 87.56

D'Moi Hodge, Missouri – 87.17

THE STARTS, THE WINS, DOUBLE DOUBLES AND MORE FOR KJ

Two milestones in this five-year career of KJ Williams took place on against Wofford (11/27) as the Tigers won 78-75.

The game marked his 100th win of his college career in games he has played in. He came to LSU with 94 wins in games he participated in at Murray State, and now has 106 and counting.

While his consecutive double figure streak was stopped against Arkansas (12/28) at nine games, he has started a five-game streak at present, giving him 102 total for his college career (16 this season).

KJ now has 108 college starts between Murray State and LSU and he has started every game (78) over the 2020-21, 2021-22 and now 2022-23 seasons.

And, when he made his one three-pointer against NCCU (12/13) (with 1:09 to go in the first half), it was his 100th career three-point field goal made. He is now at 116 career made three-pointers.

Earlier in the year against Wake Forest (12/10), he made 7-of-9 three-pointers. He is 34-of-76 for the season from the arc (44.7 percent) and overall from the field 125-of-240 (52.1%).

Here are the Williams double doubles this season:

- Vs. Kansas City (11/9) – 13 points, 14 rebounds**
- Vs. Kansas State (11/23) – 17 points, 10 rebounds**
- Vs. vs. Wake Forest (12/10) – 35 points, 10 rebounds**
- Vs. NC Central (12/13) – 18 points, 12 rebounds**
- Vs. ETSU (12/21) – 28 points, 12 rebounds**

Entering play on the week, Williams was third in career double doubles among active SEC players:

- Oscar Tshiebwe, Kentucky – 51
- Jayveous McKinnis, Ole Miss – 39
- KJ Williams, LSU – 32**

FOUR IN MAJOR SEC NUMBERS, INCLUDING KJ WILLIAMS

Entering play on the weekend, there are four players that at this point in the season are in the top 10 in the Southeastern Conference in points, rebounds and field goal percentage:

- Brandon Miller, Alabama – 1st – 20.06 points; 3rd – 8.33 rebounds; 9th – .467 FG Pct.
- KJ Williams LSU – 3rd – 17.89 points; 7th – 7.28 rebounds; 4th – 52.1 FG Pct.**
- Oscar Tshiebwe, Kentucky – 4th – 17.25 points; 1st – 13.81 rebounds; 1st – 58.0 FG Pct.
- Colin Castleton, UF – 10th – 14.94 points; 5th – 8.06 rebounds; 5th – 49.7 FG Pct.

TRAE HANNIBAL

After a successful start to SEC play, the senior transfer from Murray State was named SEC Player of the Week (1/2) after his play in the win over Arkansas in which LSU rallied from six down in the second half to win by three.

Hannibal played 22 minutes off the bench, hitting 9-of-14 shots, including 6-of-7 in the second half, to finish with 19 points and six assists, along with a +/- team best number of +10.

Hannibal's game is coming off a screen and driving through traffic through the lane and scoring. He did that again at Kentucky (1/3) when his team needed it most.

Against the Wildcats he posted 12 points, playing 29 minutes off the bench, making 5-of-6 field goals to record 12 points and four assists. In his first start against Texas A&M (1/7), despite two early fouls, he was on the floor for 24 minutes, scoring nine points with five rebounds and four assists.

Against Auburn (1/18), Hannibal struggled to score inside but his constant driving to the rim allowed him to get fouled eight times. He made 10-of-12 free throws and finished with a game co-high of 16 points.

Hannibal has averaged 20.7 minutes a game and is averaging 6.4 points, 4.6 rebounds and 2.8 assists per game. In the league, he is averaging 10.3 points (second on the team). He is 21-of-48 from the field in league games.

- There have been several moments of contributions, even those that didn't count.
- Hannibal apparently got the Tigers to overtime in the Cayman Islands against Kansas State (11/23), scoring the tying bucket that was later overruled when the clock operator failed to start the clock in the final 4.7 seconds.
- He has four double figure scoring games, three in league play. Against Florida (1/10), he pulled down 12 rebounds, his career high in boards and his second double figure rebound game of his college career.

CAM HAYES EARNING PLAYING TIME AND STARTING SPOT

He's come a long way since the second game of the season when NC State transfer Cam Hayes didn't get off the bench (Coach's Decision). Since then there have been seven double figure scoring games six starts.

In three of those games in December, Hayes had 13 points, 6 rebounds, no turnovers against Wake Forest (12/10); 14 points, 7 rebounds vs. NCCU (12/13) and 25 points, 4 treys against Winthrop (12/27).

Hayes against Kentucky (1/3) started 2023 off right with 11 points on 3-of-5 shooting, including a big three-pointer in the corner in the second half and then three free throws when fouled on a distance attempt in the final half minute. He followed with a 10-point game against A&M (1/7).

It was in the first half of the A&M game that he tweaked his right knee and he did not dress against Florida. But he was back against Alabama (1/14), coming off the bench for 20 minutes and scoring 10 points.

At NC State, Hayes averaged 7.8 points in 20-21 and 7.0 points in 21-22. He shot 38.6 percent as a freshman and 33.5 percent as a sophomore. So far in 16 LSU games, Hayes is 47-of-95 from the field or 49.5 percent. He also has 19 three-pointers and 80.8 percent at the line (21-26).

Overall, his scoring average has gone from 6.0 points per game average to 8.4.

ADAM MILLER

Adam Miller continues to look for the scoring consistency he was showing in the early part of the season as the calendar turns to league play.

He most recently made five each in the Kentucky (1/3) and A&M games (1/7). For the season, Adams has made 40 three-pointers this season.

Miller earned all-tournament honors in the Cayman Islands Classic after averaging 15.7 points, 1.3 rebounds and 2.0 assists in the three games of the tournament. He had a best of 23 against Akron when he hit five three-pointers in the Tigers semifinal wins.

Against Wofford (11/27), he was important for the Tigers rallying win, hitting a late three-pointer that gave the Tigers the winning points in the game.

The Wofford game was the third time that Miller has scored over 20 points this season and the second time he scored 26 (vs. Arkansas State, 11/12; Wofford, 11/27).

Against Kentucky (1/3), Miller was able to hit five threes in a 15-point effort. His five treys were part of a 16-point night at A&M. He has hit four or more treys in a game this season six times:

- 6 – vs. Wofford (11/27)**
- 5 – at Texas A&M (1/7)**
- 5 – at Kentucky (1/3)**

SCORING BREAKDOWNS

CLASS	PTS	PCT.
Freshmen	67	5.4
Sophomores	275	22.2
Juniors	339	27.4
Seniors/Grads	553	44.8
SCORING	PTS	PCT.
Starters	899	72.8
Bench	335	27.1
POINTS IN PAINT	PTS	APG
LSU	510	28.3
Opponents	560	31.1
POINTS OFF TO	PTS	APG
LSU	231	12.8
Opponents	237	13.2
SECOND CHANCE POINTS	PTS	APG
LSU	168	9.3
Opponents	208	11.5
BENCH SCORING	PTS	APG
LSU	335	18.6
Opponents	279	15.5
FT% LAST 4 MINUTES	OVERALL	PCT
LSU (17-23, .739, SEC)	41-57	.719
Opponents (16-22, .727, SEC)	42-61	.688
FG% LAST 4 MINUTES	OVERALL	PCT
LSU (17-41, .414, SEC)	47-104	.452
Opponents (15-36, .417, SEC)	38-93	.409
3FG% LAST 4 MINUTES	OVERALL	PCT
LSU (4-15, .267, SEC)	13-41	.317
Opponents (5-11, .454, SEC)	9-34	.265

DOUBLE FIGURE SCORING GAMES --

(48) -- KJ Williams 16, Adam Miller 10, Cam Hayes 8, Derek Fountain 6, Juice Hill 5, Trae Hannibal 4

DOUBLE DOUBLE -- KJ Williams 5, Derek Fountain 2

20-POINT GAMES (Season) -- (9) --

- KJ Williams** (5) 33 (vs. Illinois State); 35 (vs. Wake Forest); 28 (vs. ETSU); 23 (at Kentucky); 23 (vs. Florida).
- Adam Miller** (3) 26 (vs. Ark. St.), 23 (vs. Akron); 26 (vs. Wofford).
- Cam Hayes** (1) 25 (vs. Winthrop)

OPENING JUMP BALL CONTROLLED

-- LSU 7, Opponents 11

SCORED FIRST LSU POINTS --

Wilkinson 3, KJ Williams 5, Miller 6, Hill 1, Hayes 3

PLAYERS SCORING IN DOUBLE FIGURES BY GAME

0	1	2	3	4	5/more
	1	5	11	1	

POINTS BY POSSESSION STATS

OPPONENT	OFF PPP	DEF PPP
Kansas City	1.072	0.851
Arkansas St.	1.000	0.825
New Orleans	1.282	0.849
Illinois State	1.000	0.813
Akron	0.984	0.935
Kansas State	0.894	0.897
Wofford	1.219	1.190
UT Arlington	0.984	0.952
Wake Forest	1.075	1.045
NCCU	1.015	0.864
Winthrop	1.348	1.157
ETSU	1.043	1.015
Arkansas	0.896	0.891
Kentucky	1.203	1.345
Texas A&M	0.903	1.095
Florida	0.836	1.063
Alabama	0.943	1.472
Auburn	0.778	1.098

LSU Offensive PPP High: 1.348 vs.

Winthrop

LSU Offensive PPP Low: 0.778 vs. Auburn

LSU SEC Offensive PPP High: 1.203 vs. UK

LSU SEC Offensive PPP Low: 0.778 vs. AU

Opp. Offensive PPP High: 1.472 by Ala.

Opp. Offensive PPP Low: 0.813 by Ill. St.

Opp. SEC Offensive PPP High: 1.472 by Ala.

Opp. SEC Offensive PPP Low: 0.891 by Ark

LAYUPS AND DUNKS

OPPONENT	LSU	OPP.
Kansas City	12-21	12-21
Arkansas State	9-22	12-21
New Orleans	16-22	13-20
Illinois State	16-22	14-21
Akron	8-13	6-11
Kansas State	11-14	13-19
Wofford	14-19	14-19
UT Arlington	8-21	15-28
Wake Forest	15-22	20-24
NCCU	18-28	11-22
Winthrop	16-23	18-29
ETSU	16-24	14-21
Arkansas	20-37	15-24
Kentucky	11-15	15-17
Texas A&M	5-14	20-22
Florida	11-22	14-18
Alabama	7-23	14-19
Auburn	7-24	11-21

TOTALS	220-396	266-396
PCT.	55.5%	67.2%

IN SEC GMS	61-135	89-121
	45.2%	73.5%

5 – vs. Akron (11/22)

4 – vs. Arkansas State (11/12)

4 – vs. Kansas City (11/9)

Miller hadn't played in a counting regular season game since March of 2021 when Illinois played its final game of the 2020-21 season. He transferred to LSU but tore his ACL prior to the team's exhibition game and missed the entire 2021-22 season. He was medically cleared during the summer for a full go this season and Tiger fans couldn't be happier.

Miller has started all 49 games he has played in (31 at Illinois) and is averaging 12.3 points per game (second on the team) to go with 2.2 rebounds and 1.4 assists.

JUSTICE HILL

Justice Hill is in his third year of playing for Coach McMahon as he helped guide the Racers for two seasons, including last year when the team was 31-3.

Hill has posted seven games of five assists or more this season.

Justice Hill's fake of the defender and drive through an open lane was a game-winner for the Tigers against Wake Forest (12/10) with 1.2 seconds to play at Holiday Hoopsgiving.

He is averaging 3.5 assists a game with an assist-to-turnover ratio of 2.2. He has 59 assists and 27 turnovers. He is averaging 6.9 points this season at LSU.

DEREK FOUNTAIN

Derek Fountain moved into the starting lineup before the Wake Forest game (12/10) and has posted very good numbers with double figures in four contests since then, including his two collegiate double doubles:

Vs. Wake Forest – 30 minutes, 11 pts, 5 rebs, 4-5 FGs, 3 FTs, 4 steals

Vs. NCCU – 30 minutes, 17 pts, 14 rebs, 6-9 FG, 5 FTs, 2 blks, 1 steal

Vs. ETSU – 27 minutes, 11 pts, 8 rebs, 4-5 FG, 2 asts, 1 steal

Vs. Arkansas – 29 minutes, 14 pts, 10 rebs, 5-9 FG, 1 asts, 1 steal

Fountain is averaging 7.2 points, 5.4 rebounds and 1.4 steals a game. His average went from a point of 4.7 to 7.2 points. His rebound average over the last 11 games has gone from 3.4 rebounds to 5.4.

Fountain's best season of his two at Mississippi State was the 2020-21 campaign when as a freshman he started 10-of-19 games and averaged 5.4 points. Ironically, his career high came against LSU in Baton Rouge when he scored 20 points.

JALEN REED

The freshman from Jackson, Mississippi started the first eight games before coming off the bench since then but continuing to play double figure minutes.

His best game came against UNO (11/17) when he scored eight points, hitting all three field goal attempts in 21 minutes. He added six rebounds and a steal in the game.

For the season, Reed is averaging 2.7 points and 3.0 rebounds. He was able to pull a season high of seven rebounds against Alabama (1/14).

Reed is the son of the late SEC star Justin Reed, who played at Ole Miss (2000-04).

KENDAL COLEMAN

Coleman played 11 minutes against Wofford (11/27), making both field goal attempts and 3-of-3 at the line to finish with seven points, his second highest total of the season.

In the next game against UTA (12/2), Coleman played 13 minutes, making 3-of-4 field goals to again score seven points with six rebounds.

Against NCCU, he made the most of his six-plus minutes, making both field goal attempts with a rebound and a block. It has been the case when asked, Coleman has made the most of his minutes. In the Winthrop game (12/17), Coleman made 2-of-4 from the field with five points and two blocks and for the second time this season grabbing seven rebounds.

Coleman had five points against Alabama (1/14) and has played 10 minutes in two-of-the-last-three games, while scoring nine points and going 3-of-7 from the field and 3-of-4 from the line.

The Northwestern State transfer is averaging 2.5 points and 2.3 rebounds

Coleman's season high at LSU was eight points versus Illinois St. in the Cayman Islands (11/21).

JUSTICE WILLIAMS

After missing five games earlier in the season because of a sprained ankle, Justice Williams has continued to improve and earned his first start of his sophomore season against Auburn (1/18).

Williams played a season high 31 minutes, had a career high six boards with seven points on 3-of-7 shooting with a three-pointer. In the last two games, after scoring a career high nine points against Alabama (1/14), he has totaled a combined 16 points with two treys, 6-of-6 at the free throw line with seven boards and six assists.

He has only not posted points in one game since he returned after missing five games with an injured left ankle against UNO on Nov. 17. He returned to action for LSU on Dec. 10 against Wake Forest.

Both years, he has struggled with injury problems at LSU. Last season, he missed the entire non-conference schedule as a freshman before being thrust into action due to other injuries at the start of conference play.

Williams played 17 minutes against the Demon Deacons, scoring five points with a rebound, two assists and a steal.

For the season, Williams is averaging 3.8 points and 1.2 assists.

SHAWN PHILLIPS

The freshman, saw his first action since Nov. 21 against Arkansas (12/28) and his longest stint of the season at that point with close to five minutes with an offensive rebound.

In the game against Alabama (1/14), he was on the court for some 13 minutes, scoring two points with four rebounds.

For the season, Phillips has played in nine games.

TYRELL WARD

Dematha Catholic freshman Tyrell Ward has seen action in 10 games this season and against Florida (1/10), he made great contributions during his season high 17 minutes, making 2-of-3 from the arc. He is aver-

aging 7.4 minutes a game and is averaging 1.3 points a game.

STEALS

Last year, the Tigers had their best season ever at stealing the basketball with 373 steals. The Tigers had its third game with double figure steals at A&M (1/7) with 11. So far this season, LSU has recorded 133 steals (7.7), compared to 107 for opponents (5.9).

SHOT CLOCK VIOLATIONS

Last year, LSU was the Division I leader in shot clock violations drawn according to @CBBAnalytics with 38, four more than Richmond and Virginia in college basketball. The total so far this season is 11 after two against Auburn.

FIELD GOAL PERCENTAGE

Last year, LSU was 16-1 when opponents shot under 40 percent and LSU is 4-1 this year in that category as Kansas City (32.8%), Arkansas State (38.6%), Akron (25.9%), UTA (37.5%) and Florida (39.6%) have shot under 40 percent overall.

The Tigers are 56-3 since the start of the 2017-18 season when opponents shoot under 40 percent.

However, LSU was 6-10 last year when opponents shoot 40 percent or better from the field. LSU is 7-5 this season when teams shoot over 40 percent.

Offensively, the Tigers have won the last 17 games when shooting 50 percent or more in a game and LSU is 104-9 in the last 112 games when LSU shot 50 percent or better since the start of the 2007-08 season. The 50 percent games this season:

LSU vs. UNO (11/17) – 30-of-58, 51.7%

LSU vs. Wofford (11/27) – 28-of-53, 52.8%

LSU vs. Winthrop (12/17) – 35-of-64, 54.7%

FROM THE ARC

The Tigers last season shot just 31.6 percent from the arc and LSU has not shot over 35 percent from the arc since 2012-13 season.

So far LSU is hovering closer to the overall 35 percent mark at 133-of-390 (34.1%). However, LSU is just 30.8 percent (41-133) in league games.

LSU has hit double figure treys in four games for the season:

12 vs. UNO

10 vs. Wake Forest

11 vs. Winthrop

11 at Kentucky

Tiger opponents are 124-of-427 (29.0 percent). LSU is 20th in the country in three-point percentage defense.

THE MARAVICH CENTER

The Tigers are in their 52nd season of play in the Pete Maravich Assembly Center, originally known as the LSU Assembly Center until 1988 when the building was renamed by state government legislation following the untimely death of the star LSU player.

The Maravich Center is the fourth oldest continuous basketball arena in the league having hosted its first game in January 1972. Memorial Gym at Vanderbilt opened in 1952, Stegeman Coliseum at UGA in 1964 and Coleman Coliseum at Alabama opened in 1968.

LSU was 15-2 a year ago in the building and in 818 games the Tigers have an on-court record of 614-204 (75.1%) ... LSU is 283-160 in conference games (64.0%).

The loss to Florida on Jan. 10 ended a 13-game winning streak in the building by LSU.

NATIONALLY-RANKED OPPONENTS

The Tigers won their 89th game against a ranked AP team on Dec. 28 against Arkansas (89-274). The Tigers have 41 wins in the AP poll against top 10 teams.

ITS A FATHER AND SON THING

There are a couple of guys who knows something about the Southeastern Conference because their fathers played in the league with good success.

Director of Player Development Ronrico White's father, Tony, was an All-America at Tennessee. Tony White played from 1983 to 1987 at Tennessee.

Then there is freshman Jalen Reed from Jackson, Mississippi, whose late dad, Justin, was an All-America at Ole Miss and the SEC Freshman of the Year in 2001. Justin Reed was an All-SEC selection in each of his four years at Ole Miss, guiding the Rebels to a first ever "Sweet Sixteen" appearance for the program.

THE HALF COURT FINISH

A feature on LSU Basketball social media has been the half court shots which conclude LSU's game-day practice or the final practice prior to a game. Here's the 12 players who have hit the shot at least once:

Derek Fountain, Cam Hayes, Juice Hill -- 2

KJ Williams, Jalen Reed, Trae Hannibal, Mwani Wilkinson, Adam Benhayoune, Parker Edwards, Adam Miller, Tyrell Ward, Shawn Phillips -- 1 each

A ROAD REMATCH THEN BACK HOME FOR SEC/BIG 12 CHALLENGE

The first SEC rematch is scheduled for Tuesday at 6 p.m. in Fayetteville when the Tigers meet the Arkansas Razorbacks. Then LSU will return to Baton Rouge to host one of the 10 final SEC/Big 12 Challenge games at 1 p.m. in the Maravich Center against Texas Tech. The challenge will revert to an SEC/ACC event beginning in the 2023-24 season.

FALL 2022 LSU SIGNEES

Corey Chest, New Orleans, La. Link Academy, Brandon, Mo.

The four-star recruit will play this season at Link Academy in Brandon, Missouri. Chest (6-8, 210) played the 2021-22 season at Eleanor McMain High School in New Orleans. He is ranked No. 75 in the 247sports.com and 89 in their national composite rankings. He is listed No. 95 in the ESPN Top 100 for the class of 2023.

Chest was a Class 4A First Team All-State selection in Louisiana averaging 17 points, 10 rebounds, three assists and four blocks. McMain was 28-8 last season and reached the Class 4A title game each of the last two years.

This season, he is listed by 247sports as the No. 16-ranked power forward and No. 2 player in the state of Missouri. He was previously listed as the No. 1 player in the state of Louisiana for the class of 2023 at the end of the 2021-22 basketball season.

Chest also played in the NIKE EYBL circuit for team LIVOn-Fleur De Lis and played for former LSU star and NBA player, Randy Livingston.

Mike Williams, Baltimore, Md. Bishop Walsh HS

Williams, who will play for Bishop Walsh High School in Cumberland, Maryland, is listed at 6-3, 180 pounds and is listed at No. 96 in the nation by 247sports.com and 101 by On3.com.

Williams made a midseason switch to Bishop Walsh this past season which will play in the National Interscholastic Basketball Conference against some of the top schools in the country. In the 60th Alhambra Catholic Invitational Tournament, billed as the most prestigious Catholic high school tournament in the country, Williams averaged 16.7 points per game, 3.9 rebounds, 1.3 assists and 2.0 steals.

In the PrepHoops.com web site for Maryland, Williams is listed as the No. 4-ranked player in the state entering his senior season.

Williams was one of the prospects in the class to show great improvement this summer on the UAA Circuit with Team Thrill of Maryland which won Under Armour Association championship.



TRAE HANNIBAL

Guard · 6-2 · 215 · Senior · TR · Elliott, South Carolina (Murray State)

0

Top Performances

Points	
Season:	19, vs. Arkansas, 12/28/22
Career:	20, at SE Mo. St., 2/26/22
Rebounds	
Season:	12, vs. Florida, 1/10/23
Career:	12, vs. Florida, 1/10/22
Field Goals Made	
Season:	9, vs. Arkansas, 12/28/22
Career:	9, vs. Arkansas, 12/28/22
3 PT FG Made	
Season:	1, vs. Arkansas, 12/28/22
Career:	2, twice
Free Throws Made	
Season:	10, vs. Auburn, 1/18/23
Career:	10, vs. Auburn, 1/18/23
Assists	
Season:	6, vs. Winthrop, 12/17/22
Career:	12, vs. Eastern Illinois, 1/20/22
Blocks	
Season:	1, twice
Career:	1, nine times
Steals	
Season:	4, vs. Kansas St., 11/23/22
Career:	4, four times
Minutes Played	
Season:	29, twice

Top Career Scoring Games

1.	20 – at Southeast Missouri State, 1/29/22
2.	19 -- vs. Arkansas, 12/28/22
	19 – vs. Middle Tennessee, 12/4/21
4.	18 – vs. San Francisco, 3/17/22
	18 – vs. Tennessee Wesleyan, 12/15/21
6.	16 – vs. Auburn, 1/18/23
7.	15 – vs. Southeast Missouri State, 12/30/21
	15 – vs. James Madison, 11/24/21
	15 – at Georgia, 2/27/21
	15 – vs. Missouri, 2/20/21

Complete bio

Senior Season (2022-23)

12 points in the rallying win over Wofford (11/27) ... 4-of-6 field goals most of points coming late when LSU was down five ... Played 23 minutes or more in last three games ... Six assists, no turnovers in win over Winthrop (12/17) ... Spectacular game against Arkansas, making 9-of-14 field goals and scoring 19 points, one off his career high ... Named SEC POW for his efforts against Arkansas ... Followed that up with a 12-point effort at UK (1/3), making 5-of-6 field goals with four assists ... Career high 12 rebounds against Florida (1/10), second double figure game of college career in rebounds.

Hannibal's Game-by-Game Statistics

2022-23	OPPONENT	MIN	FG	3FG	FT	REB	PF/D	A	TO	BLK	STL	PTS	+/-
	Kansas City	19	1-3	0-0	5-9	8	3	2	2	0	1	7	+5
	Arkansas State	22	0-4	0-0	4-5	5	2	2	3	0	3	4	+1
	UNO	17	2-7	0-0	3-5	2	1	0	2	0	0	7	+2
	vs. Illinois State	14	0-2	0-0	0-0	4	3	4	3	0	0	0	+7
	vs. Akron	23	0-1	0-0	0-0	5	2	3	1	0	2	0	+8
	vs. Kansas State	28	1-1	0-0	0-0	5	2	4	1	0	4	2	-8
	Wofford	29	4-6	0-0	4-4	4	1	2	2	0	0	12	+11
	UT Arlington	20	1-3	0-0	5-7	4	3	4	4	1	0	7	+12
	vs. Wake Forest	4	0-2	0-0	0-0	0	1	0	0	0	0	0	-6
	NC Central	17	1-3	0-1	2-2	2	0	4	3	0	0	4	+1
	Winthrop	21	2-2	0-0	0-1	3	2	6	0	0	0	4	+6
	East Tennessee State	14	2-4	0-0	3-3	6	2	2	2	0	0	7	0
	Arkansas	22	9-14	1-2	0-2	6	0	2	1	0	0	19	+10
	at Kentucky	29	5-6	0-0	2-4	3	2	4	4	0	1	12	+5
	at Texas A&M	24	2-9	0-0	5-9	5	3	4	3	9	2	9	+1
	Florida	28	1-6	0-0	2-2	12	2	3	4	0	2	4	-14
	at Alabama	16	1-2	0-0	0-0	6	1	3	0	0	0	2	-23
	Auburn	23	3-11	0-1	10-12	2	2	1	1	1	0	16	-16
	Tennessee												
	at Arkansas												
	Texas Tech												
	at Missouri												
	Alabama												
	at Mississippi State												
	Texas A&M												
	at Georgia												
	South Carolina												
	Vanderbilt												
	at Ole Miss												
	Missouri												
	at Florida												
	SEC Tournament												

Hannibal's Career Stats

YEAR	GP-GS	MIN/AVG	FG-FGA	PCT.	3FG-FGA	PCT.	FT-FTA	PCT.	REB.-AVG	PF-FO	AST	TO	BLK	STL	PTS-AVG.
AT SOUTH CAROLINA															
19-20	26-0	326/12.6	39-92	.424	2-13	.154	24-40	.600	54-2.1	45-0	32	39	3	32	104-4.0
20-21	20-0	333/16.7	39-89	.438	7-13	.538	34-40	.850	64-3.2	36-0	40	42	1	20	119- 6.0
AT MURRAY STATE															
21-22	34-1	744/21.9	108-208	.519	4-13	.308	94-131	.718	173-5.1	53-2	84	65	3	40	314-9.2
LSU															
22-23	18-3	372/20.7	35-86	.407	1-4	.250	45-65	.692	82-4.6	32-0	50	36	2	15	116-6.4
TOTALS	98-4	1776/18.1	221-475	.465	14-43	.326	197-276	.714	373-3.8	166-2	206	182	9	107	653-6.7



CAM HAYES

Guard • 6-2 • 185 • Junior • TR • Greensboro, North Carolina (NC State)

1

Top Performances

Points	
Season:	25, vs. Winthrop, 12/17/22
Career:	25, vs. Winthrop, 12/17/22

Rebounds	
Season:	7, vs. NCCU, 12/13/22
Career:	7, vs. NCCU, 12/13/22

Field Goals Made	
Season:	8, vs. Winthrop, 12/17/22
Career:	8, vs. Winthrop, 12/17/22

3 PT FG Made	
Season:	4, vs. Winthrop, 12/17/22
Career:	4, three times

Free Throws Made	
Season:	5, vs. Winthrop, 12/17/22
Career:	8, vs. Louisiana Tech, 11/27/21

Assists	
Season:	6, vs. Wake Forest, 12/10/22
Career:	9, at Pittsburgh, 2/17/21

Blocks	
Season:	1, twice
Career:	2, vs. Texas Southern, 11/21/21

Steals	
Season:	2, three times
Career:	4, vs. Charleston So., 11/25/20

Minutes Played	
Season:	32, vs. Kentucky, 1/3/23

Top Career Scoring Games

- 25 -- vs. Winthrop, 12/17/22
- 20 -- at Notre Dame, 3/3/21
- 17 -- vs. UMass Lowell, 12/3/20
- 16 -- vs. North Carolina, 2/26/22
- 16 -- vs. Richmond, 12/17/21
- 16 -- vs. Oklahoma State, 11/17/21
- 16 -- at Virginia, 2/24/21
- 15 -- vs. Louisville, 12/4/21
- 14 -- at Georgia Tech, 2/15/22
- 14 -- vs. Louisiana Tech, 11/27/21

Complete bio

Senior Season (2022-23)

Hayes has his first double figure game as a Tiger, scoring 13 points with three treys in 16 minutes vs. UNO (11/17) ... Back-to-back double figure games with 10 vs. Illinois State (11/21) ... For the second time, scored 13 points this year, playing 28 minutes, hitting 5-of-10 field goals with six assists and non turnovers ... Got his first LSU start against NCCU (12/13), playing 28 minutes and scoring season high 14 points ... Career high of 25 vs. Winthrop (12/17), making 8-of-11 field goals with four three-pointers ... Hit a big three-pointer and later three free throws to give LSU a chance at an upset at Kentucky (1/3) ... Scored 11-points with two assists ... Second straight double figure game in league play against Texas A&M (1/7) ...

Hayes' Game-by-Game Statistics

2022-23	MIN	FG	3FG	FT	REB	PF/D	A	TO	BLK	STL	PTS	+/-
OPPONENT												
Kansas City	2	0-0	0-0	0-0	0	1	0	0	0	0	0	-3
Arkansas State	DNP-Coach's Decision											
UNO	16	5-7	3-5	0-0	0	1	3	1	1	0	13	+13
vs. Illinois State	21	3-5	1-3	3-4	3	2	0	5	0	2	10	+10
vs. Akron	16	1-3	1-1	4-5	1	2	3	1	0	1	7	+5
vs. Kansas State	13	1-2	1-1	0-0	2	2	0	3	0	0	3	-3
Wofford	14	1-3	0-0	1-2	1	1	2	0	1	1	3	+16
UT Arlington	18	2-6	0-2	3-4	1	3	0	0	0	0	7	+9
vs. Wake Forest	28	5-10	2-6	1-1	5	3	6	0	0	1	13	+14
NC Central	28	6-10	2-5	0-0	7	0	2	1	0	2	14	+9
Winthrop	31	8-11	4-6	5-6	1	0	4	1	0	2	25	+15
East Tennessee State	19	1-3	0-2	0-0	0	2	3	3	0	0	2	-2
Arkansas	27	2-7	0-3	0-0	5	0	3	0	0	1	4	-7
at Kentucky	32	3-5	2-4	3-3	0	2	2	1	0	0	11	+4
at Texas A&M	25	4-11	1-5	1-1	2	1	0	1	0	0	10	-12
Florida	DND-injury											
at Alabama	20	4-6	2-3	0-0	1	2	2	0	0	0	10	-21
Auburn	26	1-6	0-3	0-0	3	0	2	0	0	0	2	-3
Tennessee												
at Arkansas												
Texas Tech												
at Missouri												
Alabama												
at Mississippi State												
Texas A&M												
at Georgia												
South Carolina												
Vanderbilt												
at Ole Miss												
Missouri												
at Florida												
SEC Tournament												

Hayes' Career Stats

YEAR	GP-GS	MIN/AVG	FG-FGA	PCT.	3FG-FGA	PCT.	FT-FTA	PCT.	REB.-AVG	PF-FO	AST	TO	BLK	STL	PTS-AVG.
AT NC STATE															
20-21	23-14	540/23.5	61-158	.386	28-77	.364	30-41	.732	55-2.4	36-1	72	46	1	29	180-7.8
21-22	32-13	674/21.1	80-239	.335	25-100	.250	38-49	.776	74-2.3	45-1	67	45	4	25	223-7.0
AT LSU															
22-23	16-7	338/21.1	47-95	.495	19-49	.388	21-26	.808	32-2.0	22-0	32	17	2	10	134-8.4
TOTALS	71-34	1552/21.9	188-492	.382	72-226	.319	89-116	.767	161-2.3	103-2	171	108	7	64	537-7.6



KENDAL COLEMAN

Center • 6-8 • 230 • Junior • TR • Shreveport, Louisiana (Northwestern State)

4

Top Performances

Points	
Season:	8, vs. Illinois State, 11/21/22
Career:	25, vs. UIW, 1/27/22

Rebounds	
Season:	7, twice
Career:	20, vs. Southeastern, 3/5/22

Field Goals Made	
Season:	4, vs. Illinois State, 11/21/22
Career:	11, vs. UIW, 1/27/22

3 PT FG Made	
Season:	
Career:	

Free Throws Made	
Season:	3, twice
Career:	8, at A&M Corpus Christi, 2/19/22

Assists	
Season:	
Career:	4, at UNO, 1/22/22

Blocks	
Season:	2, twice
Career:	5, at Houston Christian, 2/3/22

Steals	
Season:	2, vs. UNO, 11/17/22
Career:	3, twice

Minutes Played	
Season:	17, vs. UNO, 11/17/22

Top Career Scoring Games

- 25, vs. UIW, 1/27/22
- 22, at Tulsa, 11/10/21
- 21, vs. McNeese, 2/12/22
- 20, at UIW, 2/17/22
- 20, vs. UNO, 1/8/22
- 20, at SMU, 11/15/21
- 19, vs. Nicholls, 2/24/22
- 19, at UNO, 1/22/22
- 19, vs. Champion Christian, 11/13/21
- 19, at Oklahoma, 11/9/21

[Complete bio](#)

Junior Season (2022-23)

Scored eight in Cayman Islands opener vs. Illinois State in just under 10 minutes of action (11/21) ... Coleman with a solid 12-minutes against Wofford (11/27) making both field goals and all three free throws to score seven points ... Seven points again against UT Arlington, playing 13 minutes off the bench ...

Coleman's Game-by-Game Statistics

2022-23	MIN	FG	3FG	FT	REB	PF/D	A	TO	BLK	STL	PTS	+/-
OPPONENT												
Kansas City	5	0-1	0-0	0-0	2	0	0	0	0	0	0	+4
Arkansas State	7	0-1	0-0	0-0	2	1	0	1	0	0	0	-2
UNO	17	2-2	0-0	0-1	7	3	0	1	2	2	4	+6
vs. Illinois State	9	4-5	0-0	0-0	3	0	0	0	1	0	8	-6
vs. Akron	9	0-1	0-0	0-0	0	3	0	0	0	1	0	-1
vs. Kansas State	4	0-1	0-0	0-0	2	0	0	0	1	0	0	-1
Wofford	11	2-2	0-0	3-3	2	1	0	2	0	0	7	+1
UT Arlington	13	3-4	0-0	1-2	6	1	1	0	0	1	7	-4
vs. Wake Forest	3	0-0	0-0	0-0	0	2	0	0	0	0	0	-6
NC Central	6	2-2	0-0	0-0	1	0	0	0	1	0	4	+4
Wlnthrop	12	2-4	0-0	1-2	7	2	0	1	2	0	5	0
East Tennessee State	4	0-1	0-0	0-0	1	3	0	0	0	0	0	+4
Arkansas	3	0-0	0-0	0-0	0	0	0	0	0	0	0	0
at Kentucky	2	0-0	0-0	0-0	0	1	0	0	0	0	0	-3
at Texas A&M	8	0-1	0-0	0-0	3	1	0	0	1	0	0	-2
Florida	11	2-3	0-0	0-0	1	2	0	0	0	0	4	-7
at Alabama	10	1-4	0-0	3-4	3	3	0	0	0	0	5	-3
Auburn	6	0-0	0-0	1-2	1	1	0	0	0	0	1	-1
Tennessee												
at Arkansas												
Texas Tech												
at Missouri												
Alabama												
at Mississippi State												
Texas A&M												
at Georgia												
South Carolina												
Vanderbilt												
at Ole Miss												
Missouri												
at Florida												
SEC Tournament												

Coleman's Career Stats

YEAR	GP-GS	MIN/AVG	FG-FGA	PCT.	3FG-FGA	PCT.	FT-FTA	PCT.	REB-AVG	PF-FO	AST	TO	BLK	STL	PTS-AVG.
AT NORTHWESTERN STATE															
20-21	29-0	498/17.2	82-174	.471	0-1	.000	32-46	.696	188-6.5	46-0	8	28	33	12	196-6.8
21-22	30-30	860/28.7	203-372	.546	0-1	.000	57-98	.582	304-10.1	63-1	20	57	40	30	463-15.4
AT LSU															
22-23	18-0	144/8.0	18-32	.563	0-0	.000	9-14	.643	41-2.3	24-0	1	5	8	4	45-2.5
Totals	77-30	1502/19.5	303-578	.524	0-2	.000	98-158	.620	533-6.9	133-1	29	90	81	46	704-9.1



JUSTICE WILLIAMS

Guard · 6-4 · 175 · Sophomore · 1L · Philadelphia, Pennsylvania (Montverde Academy)

11

Top Performances

Points	
Season:	9, at Alabama, 1/14/23
Career:	9, at Alabama, 1/14/23

Rebounds	
Season:	6, vs. Auburn, 1/18/23
Career:	6, vs. Auburn, 1/18/23

Field Goals Made	
Season:	3, twice
Career:	3, twice

3 PT FG Made	
Season:	1, three times
Career:	1, five times

Free Throws Made	
Season:	6, at Alabama, 1/14/23
Career:	6, at Alabama, 1/14/23

Assists	
Season:	5, at Alabama, 1/14/23
Career:	5, at Alabama, 1/14/23

Blocks	
Season:	
Career:	1, twice

Steals:	
Season:	2, vs. NCCU, 12/13/22
Career:	2, four times

Minutes Played	
Season:	31, vs. Auburn, 1/18/23

Top Career Scoring Games

- 9, at Alabama, 1/14/23
- 7, vs. Auburn, 1/18/23
- 7, vs. Kansas City, 11/9/22
- 7, at Auburn, 12/29/21
- 5, vs. Wake Forest, 12/10/22
- 5, vs. UNO, 11/17/22
- 5, vs. Ole Miss, 2/1/22
- 4, vs. Arkansas, 12/28/22
- 4, vs. Winthrop, 12/17/22
- 4, vs. UGA, 2/16/22
- 4, vs. Arkansas, 1/15/22

Complete bio

Sophomore Season (2022-23)

Equaled career points total with 7 vs. Kansas City (11/9) ... Returned after ankle injury to play 17 minutes and score five points with two assists against Wake Forest (12/10) ... Career best nine points in 20 minutes, 6-6 at the free throw line (1/14) ... First start of season at Auburn, played 31 minutes 7 points (1/18).

J. Williams' Game-by-Game Statistics

2022-23	MIN	FG	3FG	FT	REB	PF/D	A	TO	BLK	STL	PTS	+/-
OPPONENT												
Kansas City	12	3-4	0-0	1-3	4	1	2	2	0	0	7	-1
Arkansas State	9	0-0	0-0	0-0	0	1	0	0	0	1	0	1
UNO	8	2-4	0-1	1-2	0	0	1	1	0	0	5	6
vs. Illinois State	DND --	injury										
vs. Akron	DND --	injury										
vs. Kansas State	DND --	injury										
Wofford	DND --	injury										
UT Arlington	DND --	injury										
vs. Wake Forest	17	2-6	0-3	1-2	1	2	2	1	0	1	5	+10
NC Central	17	1-4	0-3	0-2	1	0	1	0	0	2	2	+10
Winthrop	10	2-3	0-1	0-1	0	0	1	1	0	0	4	+1
East Tennessee State	15	1-3	0-2	0-0	1	0	0	1	0	1	2	+5
Arkansas	12	2-4	0-0	0-0	0	1	0	2	0	1	4	+9
at Kentucky	11	1-4	0-1	0-0	2	1	1	0	0	0	2	-4
at Texas A&M	11	1-3	1-3	0-0	0	1	1	0	0	0	3	-3
Florida	13	0-1	0-1	0-0	1	1	1	1	0	0	0	-6
at Alabama	20	1-4	1-1	6-6	1	1	5	1	0	0	9	-20
Auburn	31	3-7	1-1	0-0	6	3	1	1	0	0	7	-14
Tennessee												
at Arkansas												
Texas Tech												
at Missouri												
Alabama												
at Mississippi State												
Texas A&M												
at Georgia												
South Carolina												
Vanderbilt												
at Ole Miss												
Missouri												
at Florida												
SEC Tournament												

J. Williams' Career Stats

YEAR	GP-GS	MIN/AVG	FG-FGA	PCT.	3FG-FGA	PCT.	FT-FTA	PCT.	REB.-AVG	PF-FO	AST	TO	BLK	STL	PTS-AVG.
21-22	20-1	212/10.6	11-40	.275	2-11	.182	10-12	.833	16-0.8	11-0	13	9	2	11	34-1.7
22-23	13-1	187/14.4	19-47	.404	3-17	.176	9-16	.563	17-1.3	13-0	16	11	0	6	50-3.8
TOTALS	33-2	399/12.1	30-87	.345	5-28	.179	19-28	.679	33-1.0	24-0	29	20	2	17	84-2.5



KJ WILLIAMS

Forward • 6-10 • 250 • 5th Year Senior • TR • Cleveland, Mississippi (Murray State)

12

Top Performances

Points	
Season:	35, vs. WF, 12/10/22
Career:	39, at Tennessee St., 2/10/22

Rebounds	
Season:	14, vs. Kansas City, 11/9/22
Career:	16, four times

Field Goals Made	
Season:	14, vs. Wake Forest, 12/10/22
Career:	15, at Tennessee St., 2/10/22

3 PT FG Made	
Season:	7, vs. Wake Forest, 12/10/22
Career:	7, vs. Wake Forest, 12/10/22

Free Throws Made	
Season:	6, twice
Career:	9, vs. UT Martin, 1/22/22

Assists	
Season:	3, twice
Career:	4, vs. SE Mo. St., 1/4/20

Blocks	
Season:	3, vs. Kansas City, 11/9/22
Career:	3, seven times

Steals	
Season:	3, three times
Career:	4, six times

Minutes Played	
Season	38, vs. Kansas City, 11/9/22

Top Career Scoring Games

- 39 -- at Tennessee State, 2/10/22
- 35 -- vs. Wake Forest, 12/10/22
- 33 -- vs. Illinois State, 11/21/22
- 33 -- vs. UT Martin, 1/22/22
- 32 -- vs. Cumberland, 11/9/21
- 30 -- vs. Belmont, 2/24/22
- 29 -- vs. Southeast Missouri State, 3/4/22
- 29 -- vs. Long Beach, 11/23/21
- 28 -- vs. ETSU, 12/21/22
- 28 -- at SIUE, 2/15/22

Complete bio

5th Year Senior Season (2022-23)

Posted his 28th career double double in his opening game at LSU with 13 points and 14 rebounds against Kansas City (11/9) ... Named all-tournament at the Cayman Islands Classic, averaged 23.0 points per game, making 27-of-45 field goals, averaging 7.7 rebounds ... Scored 33 points in the first game against Illinois State (11/21) ... All-tournament selection for Cayman Islands Classic (games vs. Illinois State, Akron, K-State) ... Williams posted the second highest scoring game of his career with 35 points against Wake Forest (12/10), hitting a season best 14 field goals, including 7 treys and also recurring his 30th career double double ... Following it up iwth an 18-12 game against NCCU (12/13) ... Williams has a game high 23 points with four treys against Kentucky (1/3) ... Record his 1,000th career rebound late in the first half against A&M (1/7) ... Will enter Tennessee game 11 points shy of 2000 career points after 16 against Auburn (1/18).

KJ Williams' Game-by-Game Statistics

2022-23	MIN	FG	3FG	FT	REB	PF/D	A	TO	BLK	STL	PTS	+/-
OPPONENT												
Kansas City	38	5-13	0-2	3-4	14	3-0	0	4	3	1	13	+13
Arkansas State	24	6-12	3-5	0-0	4	2	1	1	1	1	15	+8
UNO	19	3-5	1-2	0-0	4	2	0	3	0	3	7	+24
vs. Illinois State	30	13-19	1-4	6-6	8	4	3	1	1	2	33	+25
vs. Akron	31	6-13	2-4	5-6	5	3	0	0	1	3	19	+16
vs. Kansas State	36	8-13	0-1	1-2	10	3	1	2	1	1	17	-1
Wofford	35	6-12	1-4	2-2	5	2	1	2	0	1	15	+5
UT Arlington	34	6-14	2-3	0-0	9	1	1	1	0	2	14	+1
vs. Wake Forest	36	14-21	7-9	0-2	10	3	1	2	1	1	35	+8
NC Central	31	7-13	1-3	3-3	12	2	2	2	2	1	18	+8
Winthrop	24	8-14	2-4	0-0	6	3	0	2	1	1	18	+11
East Tennessee State	36	11-18	3-5	3-4	12	2	3	1	0	3	28	0
Arkansas	33	3-7	2-5	0-0	5	3	0	2	1	2	8	+1
at Kentucky	36	8-13	4-6	3-3	3	3	2	1	1	0	23	-1
at Texas A&M	37	2-6	0-2	6-6	8	2	2	0	1	2	10	-8
Florida	34	8-20	1-9	6-8	7	2	0	1	0	0	23	-15
at Alabama	18	4-12	2-3	0-0	1	4	0	2	0	0	10	-26
Auburn	35	7-15	2-5	0-1	8	0	0	3	2	2	16	-12
Tennessee												
at Arkansas												
Texas Tech												
at Missouri												
Alabama												
at Mississippi State												
Texas A&M												
at Georgia												
South Carolina												
Vanderbilt												
at Ole Miss												
Missouri												
at Florida												
SEC Tournament												

KJ Williams' Career Stats

YEAR	GP-GS	MIN/AVG	FG-FGA	PCT.	3FG-FGA	PCT.	FT-FTA	PCT.	REB.-AVG	PF-FO	AST	TO	BLK	STL	PTS-AVG.
AT MURRAY STATE															
18-19	32-22	582/18.2	111-159	.698	1-5	.200	20-38	.526	151-4.7	60-0	15	21	19	18	243-7.6
19-20	32-8	745/23.3	156-287	.544	18-50	.360	75-112	.670	232-7.3	73-0	33	50	21	34	405-12.7
20-21	26-26	743/28.6	164-289	.567	26-63	.413	52-78	.667	220-8.5	67-2	25	54	15	27	406-15.6
21-22	34-34	989/29.1	245-455	.538	37-113	.327	86-123	.699	285-8.4	72-0	24	50	21	48	613-18.0
AT LSU															
22-23	18-18	568/31.6	125-240	.521	34-76	.447	38-47	.809	131-7.3	44-0	17	30	16	26	322-17.9
TOTALS	142-108	3627/25.5	801-1430	.560	116-307	.378	271-398	.681	1019-7.2	316-2	114	205	92	153	1989-14.0



JALEN REED

Forward • 6-10 • 230 • Freshman • HS • Jackson, Mississippi (Southern California Academy)

13

Top Performances

Points
Season: 8, vs. UNO, 11/17/22
Career:

Rebounds
Season: 7, at Alabama, 1/14/23
Career:

Field Goals Made
Season: 3, vs. UNO, 11/17/22
Career:

3 PT FG Made
Season: 1, twice
Career:

Free Throws Made
Season: 5, vs. Ark. State, 11/12/22
Career:

Assists
Season: 2, twice
Career:

Blocks
Season: 1, five times
Career:

Steals:
Season: 2, vs. Illinois State, 11/21/22
Career:

Minutes Played
Season: 23, twice
Career:

Top Career Scoring Games

- 8, vs. UNO, 11/17/22
- 6, vs. Kansas State, 11/23/22
- 5, at Alabama, 1/14/23
- 5, vs. Arkansas State, 11/12/22
- 4, vs. ETSU, 12/21/22
- 4, vs. Illinois State, 11/21/22
- 3, vs. UT Arlington, 12/2/22
- 3, vs. Akron, 11/22/22
- 3, vs. Kansas City, 11/9/22
- 2, vs. Winthrop, 12/17/22
- 2, vs. Wofford, 11/27/22

Complete bio

Reed's Freshman Season (2022-23)

Started his first collegiate game at LSU, playing 23 minutes with three points ... Best scoring game of the season, hitting all three field goal attempts in an eight-point effort against UNO (11/17) ... Best rebound total of 7 at Alabama (1/14).

Reed's Game-by-Game Statistics

2022-23	MIN	FG	3FG	FT	REB	PF/D	A	TO	BLK	STL	PTS	+/-
OPPONENT												
Kansas City	23	1-4	0-1	1-1	3	3	1	1	1	0	3	+5
Arkansas State	22	0-3	0-0	5-6	3	2	0	2	1	1	5	+15
UNO	21	3-3	0-0	2-4	6	4	0	1	0	1	8	+10
vs. Illinois State	19	1-1	0-0	2-8	4	3	1	3	0	2	4	+11
vs. Akron	19	1-3	1-1	0-0	4	0	1	0	0	0	3	+6
vs. Kansas State	23	2-3	0-1	2-2	0	3	2	3	1	0	6	+3
Wofford	20	1-4	0-0	0-0	5	0	2	2	0	1	2	-11
UT Arlington	14	1-3	1-1	0-0	5	1	0	1	1	0	3	-4
vs. Wake Forest	9	0-0	0-0	1-4	0	1	0	0	0	0	1	-8
NC Central	12	0-1	0-0	0-0	2	2	0	0	0	0	0	-3
Winthrop	12	1-1	0-0	0-0	3	0	0	2	0	1	2	-10
East Tennessee State	13	2-2	0-0	0-0	1	2	0	1	1	1	4	+1
Arkansas	11	0-5	0-0	0-0	2	3	0	0	0	0	0	-5
at Kentucky	14	1-3	0-0	0-0	2	3	1	0	0	0	2	-6
at Texas A&M	10	0-2	0-0	0-0	2	1	0	1	1	0	0	-7
Florida	3	0-0	0-0	0-0	0	3	0	0	0	0	0	-5
at Alabama	17	2-4	0-1	1-4	7	2	0	2	0	0	5	-16
Auburn	9	0-1	0-0	0-2	5	1	0	0	1	1	0	-1
Tennessee												
at Arkansas												
Texas Tech												
at Missouri												
Alabama												
at Mississippi State												
Texas A&M												
at Georgia												
South Carolina												
Vanderbilt												
at Ole Miss												
Missouri												
at Florida												
SEC Tournament												

Reed's Career Stats

YEAR	GP-GS	MIN/AVG	FG-FGA	PCT.	3FG-FGA	PCT.	FT-FTA	PCT.	REB.-AVG	PF-FO	AST	TO	BLK	STL	PTS-AVG.
22-23	18-8	273/15.2	16-43	.372	2-5	.400	14-31	.452	54-3.0	34-0	8	19	7	8	48-2.7
Totals	18-8	273/15.2	16-43	.372	2-5	.400	14-31	.452	54-3.0	34-0	8	19	7	8	48-2.7



TYRELL WARD

Forward • 6-6 • 185 • Freshman • HS • Washington, D. C. (DeMatha Catholic HS)

15

Top Performances

Points
Season: 6, vs. Florida, 1/10/23
Career:

Rebounds
Season: 2, twice
Career:

Field Goals Made
Season: 2, vs. Florida, 1/10/23
Career:

3 PT FG Made
Season: 2, vs. Florida, 1/10/23
Career:

Free Throws Made
Season:
Career:

Assists
Season: 1, at Alabama, 1/14/23
Career:

Blocks
Season:
Career:

Steals
Season: 2, at Alabama, 1/14/23
Career:

Minutes Played
Season: 17, vs. Florida, 1/10/23

Top Career Scoring Games

- 6 vs. Florida, 1/10/23
- 3 vs. UNO, 11/17/22
- 2 at Alabama, 1/14/23
- 2 vs. Kansas State, 11/23/22

[Complete bio](#)

Ward's Freshman Season (2022-23)

After not playing for three games (Coach's Decision), Ward comes off the bench to play 17 minutes against Florida and hits 2-of-3 three-pointers and scores season high 6 points against Florida (1/10).

Ward's Game-by-Game Statistics

2022-23	MIN	FG	3FG	FT	REB	PF/D	A	TO	BLK	STL	PTS	+/-
OPPONENT												
Kansas City	DNP-Coach's Decision											
Arkansas State	4	0-1	0-1	0-0	0	0	0	0	0	0	0	-3
UNO	10	1-3	1-2	0-0	0	2	0	0	0	0	3	+1
vs. Illinois State	3	0-0	0-0	0-0	1	1	0	0	0	1	0	+3
vs. Akron	6	0-1	0-1	0-0	1	0	0	0	0	1	0	+3
vs. Kansas State	4	1-2	0-1	0-0	2	1	0	0	0	1	2	+2
Wofford	DNP-Coach's Decision											
UT Arlington	4	0-1	0-0	0-0	1	0	0	0	0	0	0	-5
vs. Wake Forest	DNP-Coach's Decision											
NC Central	DNP-Coach's Decision											
Winthrop	DNP-Coach's Decision											
East Tennessee State	3	0-0	0-0	0-0	0	0	0	1	0	0	0	-3
Arkansas	DNP-Coach's Decision											
at Kentucky	DNP-Coach's Decision											
at Texas A&M	DNP-Coach's Decision											
Florida	17	2-4	2-3	0-0	1	0	0	0	0	0	6	+2
at Alabama	14	1-6	0-2	0-0	2	0	1	0	0	2	2	-11
Auburn	3	0-1	0-1	0-0	0	1	0	0	0	0	0	-6
Tennessee												
at Arkansas												
Texas Tech												
at Missouri												
Alabama												
at Mississippi State												
Texas A&M												
at Georgia												
South Carolina												
Vanderbilt												
at Ole Miss												
Missouri												
at Florida												
SEC Tournament												

Ward's Career Stats

YEAR	GP-GS	MIN/AVG	FG-FGA	PCT.	3FG-FGA	PCT.	FT-FTA	PCT.	REB.-AVG	PF-FO	AST	TO	BLK	STL	PTS-AVG.
22-23	10-0	70/7.0	5-19	.263	3-11	.273	0-0	.000	8-0.8	5-0	1	1	0	5	13-1.3
TOTALS	10-0	70/7.0	5-19	.263	3-11	.273	0-0	.000	8-0.8	5-0	1	1	0	5	13-1.3



DEREK FOUNTAIN

Forward • 6-10 • 225 • Junior • TR • Holly Springs, Mississippi (Miss. State)

20

Top Performances

Points	
Season:	17, vs. NCCU, 12/13/22
Career:	20, vs. LSU, 2/10/21

Rebounds	
Season:	14, vs. NCCU, 12/13/22
Career:	14, vs. NCCU, 12/13/22

Field Goals Made	
Season:	6, vs. NCCU, 12/13/22
Career:	8, vs. LSU, 2/10/21

3 PT FG Made	
Season:	1, twice
Career:	4, vs. LSU, 2/10/21

Free Throws Made	
Season:	9, at Alabama, 1/14/23
Career:	9, at Alabama, 1/14/23

Assists	
Season:	2, three times
Career:	3, three times

Blocks	
Season:	2, twice
Career:	2, 6 times

Steals	
Season:	7, vs. UNO, 11/17/22
Career:	7, vs. UNO, 11/17/22

Minutes Played	
Season:	30, three times

Top Career Scoring Games

- 20 – vs. LSU, 2/10/21
- 17 -- vs. NCCU, 12/13/22
- 15 -- vs. UNO, 11/17/22
- 15 – vs. Louisiana Tech, 3/27/21
- 14 -- vs. Arkansas, 12/28/22
- 11 -- vs. ETSU, 12/21/22
- 11 -- vs. Wake Forest, 12/10/22
- 10 – vs. Saint Louis, 3/20/21
- 10 – vs. Georgia State, 12/14/21
- 9 -- at Alabama, 1/14/23
- 9 – at South Carolina, 2/6/21

Complete bio

Junior Season (2022-23)


Fountain has a strong 17 minutes off the bench, hitting four field goals and 6-of-6 at the line vs. UNO (11/17) to score 15 points with 7 steals ... Started his first LSU game against Wake FOrest (12/10), played 30 minutes and scored 11 points ... At his first college double double with 17 points and 14 rebounds against NCCU (12/13) ... Second double double in the win over Arkansas (12/28) with 14 points, 10 rebounds ...

Fountain's Game-by-Game Statistics

2022-23	MIN	FG	3FG	FT	REB	PF/D	A	TO	BLK	STL	PTS	+/-
OPPONENT												
Kansas City	11	1-1	0-0	2-2	3	3	0	1	0	1	4	+5
Arkansas State	19	0-1	0-0	0-0	5	1	0	2	0	0	0	0
UNO	17	4-5	1-1	6-6	8	1	2	1	0	7	15	+20
vs. Illinois State	20	2-2	0-0	0-0	3	2	1	2	0	0	4	+6
vs. Akron	21	2-3	0-0	1-1	3	4	1	1	2	1	5	+9
vs. Kansas State	13	1-2	0-0	1-2	1	3	0	1	0	0	3	-4
Wofford	13	0-0	0-0	2-2	1	5-1	0	0	0	2	2	+13
UT Arlington	19	3-5	1-1	1-2	6	4	0	2	0	0	8	+15
vs. Wake Forest	30	4-5	0-0	3-6	5	1	0	2	0	4	11	+13
NC Central	30	6-9	0-0	5-9	14	2	1	0	2	1	17	+11
Winthrop	31	4-7	0-1	0-0	7	4	2	0	1	2	8	+15
East Tennessee State	27	4-5	0-0	3-3	8	3	2	3	0	1	11	+3
Arkansas	29	5-9	0-1	4-5	10	2	1	2	1	2	14	+8
at Kentucky	25	3-4	0-0	0-0	8	2	2	1	0	1	6	+6
at Texas A&M	21	1-3	0-0	0-0	3	5-1	1	1	0	1	2	-8
Florida	30	3-4	0-0	2-2	6	5-1	2	3	0	1	8	+8
at Alabama	21	0-9	0-4	9-10	2	1	0	3	0	1	9	-22
Auburn	26	1-6	0-1	0-0	5	2	0	2	1	1	2	-17
Tennessee												
at Arkansas												
Texas Tech												
at Missouri												
Alabama												
at Mississippi State												
Texas A&M												
at Georgia												
South Carolina												
Vanderbilt												
at Ole Miss												
Missouri												
at Florida												
SEC Tournament												

Fountain's Career Stats

YEAR	GP-GS	MIN/AVG	FG-FGA	PCT.	3FG-FGA	PCT.	FT-FTA	PCT.	REB.-AVG	PF-FO	AST	TO	BLK	STL	PTS-AVG
AT MISS. STATE															
20-21	19-10	375/19.7	40-83	.482	15-39	.385	7-11	.636	57-3.0	30-0	17	23	9	10	102-5.4
21-22	25-3	210/8.4	15-44	.341	2-12	.167	14-18	.778	44-1.8	17-0	11	8	6	11	46-1.8
AT LSU															
22-23	18-10	404/22.5	44-80	.550	2-9	.222	39-50	.780	98-5.4	50-3	15	27	7	26	129-7.2
TOTALS	62-23	989/15.9	99-207	.478	19-60	.317	60-79	.759	199-3.2	97-3	43	58	22	47	277-4.5



SHAWN PHILLIPS

Forward • 7-0 • 245 • Freshman • HS • Dayton, Ohio (Dream City Christian School)

34

Top Performances

Points
Season: 4, vs. UNO, 11/17/22
Career:

Rebounds
Season: 4, at Alabama, 1/14/23
Career:

Field Goals Made
Season: 1, at Alabama, 1/14/23
Career:

3 PT FG Made
Season:
Career:

Free Throws Made
Season: 4, vs. UNO, 11/17/22
Career:

Assists
Season: 1, vs. UNO, 11/17/22
Career:

Blocks
Season:
Career:

Steals
Season: 1, at Alabama, 1/14/23
Career:

Minutes Played
Season: 13, at Alabama, 1/14/23

Top Career Scoring Games

- 4 vs. UNO, 11/17/22
- 2 at Alabama, 1/14/23

[Complete bio](#)

Freshman Season (2022-23)

Phillips' Game-by-Game Statistics

2022-23	OPPONENT	MIN	FG	3FG	FT	REB	PF/D	A	TO	BLK	STL	PTS	+/-
	Kansas City	2	0-1	0-0	0-0	0	2	0	0	0	0	0	-5
	Arkansas State	2	0-0	0-0	0-0	1	0	0	1	0	0	0	-2
	UNO	4	0-0	0-0	4-4	1	4	1	1	0	0	4	-3
	vs. Illinois State	1	0-0	0-0	0-0	0	0	0	0	0	0	0	-4
	vs. Akron	DNP-Coach's Decision											
	vs. Kansas State	DNP-Coach's Decision											
	Wofford	DNP-Coach's Decision											
	UT Arlington	DNP-Coach's Decision											
	vs. Wake Forest	DNP-Coach's Decision											
	NC Central	DNP-Coach's Decision											
	Wlnthrop	DNP-Coach's Decision											
	East Tennessee State	DNP-Coach's Decision											
	Arkansas	4	0-1	0-0	0-0	1	0	0	0	0	0	0	+2
	at Kentucky	3	0-0	0-0	0-0	0	1	0	0	0	0	0	-2
	at Texas A&M	1	0-0	0-0	0-0	0	0	0	0	0	0	0	-2
	Florida	DNP-Coach's Decision											
	at Alabama	13	1-2	0-0	0-0	4	1	0	1	0	1	2	-13
	Auburn	3	0-0	0-0	0-0	0	0	0	0	0	0	0	-3
	Tennessee												
	at Arkansas												
	Texas Tech												
	at Missouri												
	Alabama												
	at Mississippi State												
	Texas A&M												
	at Georgia												
	South Carolina												
	Vanderbilt												
	at Ole Miss												
	Missouri												
	at Florida												
	SEC Tournament												

Phillips' Career Stats

YEAR	GP-GS	MIN/AVG	FG-FGA	PCT.	3FG-FGA	PCT.	FT-FTA	PCT.	REB.-AVG	PF-FO	AST	TO	BLK	STL	PTS-AVG.
22-23	9-0	34/3.8	1-4	.250	0-0	.000	4-4	1.000	7-0.8	8-0	1	3	0	1	6-0.7
TOTALS	9-0	34/3.8	1-4	.250	0-0	.000	4-4	1.000	7-0.8	8-0	1	3	0	1	6-0.7



ADAM MILLER

Guard • 6-3 • 190 • Sophomore • RS • Peoria, Illinois (Illinois)

44

Top Performances

Points	
Season:	26, twice
Career:	28, vs. NC A&T, 11/25/20

Rebounds	
Season:	4, vs. Wofford, 11/27/22
Career:	7, twice

Field Goals Made	
Season:	9, three times
Career:	10, vs. NC A&T, 11/25/20

3 PT FG Made	
Season:	6, vs. Wofford, 11/27/22
Career:	6, twice

Free Throws Made	
Season:	8, vs. Illinois State, 11/21/22
Career:	8, vs. Illinois State, 11/21/22

Assists	
Season:	3, three times
Career:	3, five times

Blocks	
Season:	1, three times
Career:	1, four times

Steals	
Season:	2, three times
Career:	2, eight times

Minutes Played	
Season:	39, twice

Top Career Scoring Games

- 28, vs. NC A&T, 11/25/20
- 26, vs. Ark. State, 11/12/22
- 23, vs. Akron, 11/22/22
- 18, vs. Kansas City, 11/9/22
- 18, vs. Nebraska, 2/25/21
- 16, at A&M, 1/7/23
- 15, at Kentucky, 1/3/23
- 15, vs. Chicago State, 11/26/20
- 14, four times

Complete bio

Sophomore Season (2022-23)

In his first action since March 2021, Miller played 34 minutes and hit four treys in an 18-point performance ... Miller was just two below his career scoring average with 26 against Arkansas State (11/22) ... 26 for the second time this season, this time against Wofford (11/27) ... Tied career high with six treys, including one late that put LSU ahead for good ... Five treys in the game at Kentucky (1/3), most since Nov. 27, ninth double figure scoring game of the season ... Second straight game for the Tigers with five three-point field goals (at A&M, 1/7).

Miller's Game-by-Game Statistics

2022-23	MIN	FG	3FG	FT	REB	PF/D	A	TO	BLK	STL	PTS	+/-
OPPONENT												
Kansas City	34	6-14	4-9	2-2	3	0	2	1	0	2	18	+11
Arkansas State	39	9-15	4-9	4-4	3	1	1	0	0	0	26	+7
UNO	23	2-8	1-7	2-2	2	1	1	1	0	1	7	+17
vs. Illinois State	32	2-9	1-5	8-8	0	1	3	1	0	0	13	+15
vs. Akron	39	9-15	5-9	0-0	2	4	2	6	0	0	23	+16
vs. Kansas State	30	4-12	2-8	1-2	2	3	1	1	0	0	11	-6
Wofford	38	9-13	6-9	2-4	4	1	0	3	1	2	26	+4
UT Arlington	37	3-8	2-7	3-4	1	1	0	3	1	1	11	+4
vs. Wake Forest	37	1-10	1-6	0-0	1	1	1	2	0	0	3	-1
NC Central	28	0-10	0-8	1-2	1	3	2	3	0	0	1	+10
Wlnthrop	32	5-15	2-10	2-2	3	1	3	2	1	0	14	+6
East Tennessee State	32	3-10	0-5	3-3	2	0	1	2	0	1	9	+7
Arkansas	29	2-9	1-3	2-2	4	1	2	1	0	0	7	-6
at Kentucky	33	5-15	5-13	0-0	1	0	2	0	0	0	15	0
at Texas A&M	34	5-10	5-8	1-2	1	1	1	1	0	1	16	-11
Florida	34	2-12	1-8	3-4	3	3	0	3	0	1	8	-13
at Alabama	31	2-5	2-2	3-5	4	3	1	1	0	0	9	-26
Auburn	36	2-11	1-8	0-0	3	3	3	4	0	1	5	-17
Tennessee												
at Arkansas												
Texas Tech												
at Missouri												
Alabama												
at Mississippi State												
Texas A&M												
at Georgia												
South Carolina												
Vanderbilt												
at Ole Miss												
Missouri												
at Florida												
SEC Tournament												

Adam Miller's Career Stats

YEAR	GP-GS	MIN/AVG	FG-FGA	PCT.	3FG-FGA	PCT.	FT-FTA	PCT.	REB-AVG	PF-FO	AST	TO	BLK	STL	PTS-AVG
AT ILLINOIS															
20-21	31-31	792/25.5	90-230	.391	52-153	.450	26-38	.684	86-2.8	71-1	25	33	1	18	258-8.3
AT LSU															
22-23	18-18	598/33.2	71-201	.353	43-134	.321	37-46	.804	40-2.2	28-0	26	35	3	10	222-12.3
TOTALS	49-49	1390/28.4	161-431	.374	95-287	.331	63-84	.750	126-2.6	99-1	51	68	4	28	480-9.8

2022-23 Starting Lineups

GAMES TOTAL (GAME #)	GUARD	GUARD	GUARD/ FORWARD	FORWARD	FORWARD/ CENTER	W-L	PCT.
Game 1, 2, 3, 4, 5, 6, 7, 8	Hill	Miller	Reed	Wilkinson	KJ Williams	7-1	.875
Game 9	Hill	Miller	Fountain	Wilkinson	KJ Williams	1-0	1.000
Game 10, 11, 12, 13, 14	Hill	Miller	Hayes	Fountain	KJ Williams	4-1	.800
Game 15	Hannibal	Miller	Hayes	Fountain	KJ Williams	0-1	.000
Game 16, 17	Hannibal	Miller	Hill	Fountain	KJ Williams	0-2	.000
Game 18	J. Williams	Miller	Hayes	Fountain	KJ Williams	0-1	.000

Tigers Record When ...

CATEGORY	22-23	21-22
Lead After First Half	9-2	16-4
Lead After 30 Minutes	10-1	15-2
Lead After 35 Minutes	9-0	18-3
Outshoot Opponent	10-0	21-1
Ourrebound Opponent	7-1	13-4
More Assists	10-1	15-5
More FT Attempts	9-2	11-1
More 3FG Made	7-3	9-4
More Turnovers	2-4	5-3
More Points In Paint	9-0	19-5
More 2nd Chance Points	4-2	12-5
More Fast Break Points	7-1	19-7
More Points Off Turnovers	9-0	20-5
More Bench Points	8-2	18-8
Shoot Under 40 Percent	1-4	3-8
Shoot 40-49 Percent	8-2	12-4
Shoot 50-59 Percent	3-0	7-0
Shoot over 60 Percent		
Grab 40+ Rebounds	3-1	11-1
Grab 50+ Rebounds		2-0
Post 15+ Assists	6-1	10-3
Grabs 10+ Steals	2-1	16-4
Score Below 70 Points	5-5	7-1
Score 70-79 Points	5-1	7-3
Score 80-89 Points	1-0	6-0
Score 90-99 Points	1-0	1-0
Score 100 or More Points		1-0

CATEGORY	22-23	2021-22
Trail After First Half	3-4	6-8
Trail After 30 Minutes	2-5	5-10
Trail After 35 Minutes	2-5	2-9
Outshot by Opponent	2-6	1-11
Outrebounded by Opp.	5-4	6-7
More Assists by Opponent	1-5	5-4
More FT Attempts By Opp.	2-4	10-8
More 3FG by Opponent	3-2	10-7
More Turnovers by Opp.	9-1	15-8
More Pts In Paint by Opp.	3-5	2-6
More 2nd Chance Pts Opp.	7-4	10-6
More Fast Break Points Opp.	5-5	3-5
More Pts Off TOs by Opp.	2-6	3-5
More Bench Points by Opp.	4-4	5-3
Opp. Shoots Under 40 Pct.	5-1	16-2
Opp. Shoots 40-49 Pct.	5-4	6-9
Opp. Shoots 50-59 Pct.	2-1	0-1
Shoot over 60 percent		
Opps. Grabs 40+ Rebounds	1-1	3-5
Opp. Grabs 50+ Rebounds	0-1	
Opp. Posts 15+ Assists	0-2	1-3
Opp. Grabs 10+ Steals	0-1	2-3
Opp. Score Below 70 Points	9-4	21-3
Opp. Score 70-79 Points	2-1	1-9
Opp. Score 80-89 Points	1-0	
Opp. Score 90-99 Points		
Opp. Score 100 or More Pts.	0-1	

CATEGORY	22-23	21-22
Tied After First Half		
Tied After 30 Minutes		2-0
Tied After 35 Minutes	1-0	2-0
FG Percentage Tied		
Rebounds Tied	0-1	3-1
Assists tied	1-0	2-2
LSU 10+ 3FG Made	3-1	3-1
3 FG Made Tied	1-1	3-1
Opp. 10+ 3FG Made	2-1	2-3
2 Player With 10+ Rebounds	1-0	1-0
4 Players With 10+ Points	1-0	9-1
Gms Decided by 3 or Less	3-2	1-3
Games Decided by 4-5 Pts	2-0	3-3
Games Decided by 6-10 Pts	3-0	4-3
Games Decided by 11-19 Pts	3-3	7-3
Games Decided by 20+ Pts	1-1	7-0
In WHITE Uniforms	9-2	16-3
In PURPLE Uniforms	2-4	5-9
In GOLD Uniforms	1-0	1-0
Games in November	6-1	7-0
Games in December	6-0	5-1
Games in Janaury	0-5	4-4
Games in February		4-4
Games in March		2-3
Games on Mon/Tues/Wed.	6-4	11-5
Games on Sat/Sun	4-2	7-5
Games on Thurs/Friday	2-0	4-2

2022-23 Tigers by the Numbers

PLAYER	10+ PTS	20+ PTS	30+PTS	10+REB	5+AST	3+BLK	3+ STL			HIGH POINTS	HIGH REBS	HIGH ASSTS	HIGH STEALS	HIGH BLOCKS
0-Trae Hannibal	4			1	1		2			2	2	7	5	1
1-Cam Hayes	6	1			1					2		2	3	1
2-Corneilous Williams														
3-Justice Hill	6				7		3					11	3	
4-Kendal Coleman											1			5
5-Mwani Wilkinson											1	1	1	3
10-Brandon Egemo														
11-Justin Williams					5							1		
12-KJ Williams	11	3	2	4		1	2			10	10		6	10
13-Jalen Reed											2	1	1	5
15-Tyrell Ward													1	
20-Derek Fountain	5			2			2			1	5		6	3
21-Austin Montgomery														
25-Adam Benahayoune														
30-Parker Edwards														
34-Shawn Phillips														
44-Adam Miller	7	3								5		1	1	2

Tiger Leaders

2022-23 Breakdown

PLAYER DOUBLE DOUBLES	PT/AST	PT/REB	15/10 GAMES	20/10 GAMES		DUNKS	
0-Trae Hannibal						1	
1-Cam Hayes						1	
2-Corneilous Williams							
3-Justice Hill						3	
4-Kendal Coleman						4	
5-Mwani Wilkinson							
10-Brandon Egemo							
11-Justice Williams							
12-KJ Williams		5 (32)	2	2		11	
13-Jalen Reed						4	
15-Tyrell Ward							
20-Derek Fountain		2 (2)	1			3	
21-Austin Montgomery							
25-Adam Benhayoune							
30-Parker Edwards							
34-Shawn Phillips						1	
44-Adam Miller						1	

Season Team Leaders

CATEGORY	PLAYER	TOTAL
Points	KJ Williams	322
Rebounds	KJ Williams	131
Off. Rebounds	KJ Williams	48
Assists	Justice Hill	59
Steals	KJ Williams, Fountain	26
Blocks	KJ Williams	16
3PT FG Made	Adam Miller	43
2PT FG Made	KJ Williams	91
Free Throws Made	Trae Hannibal	45
Free Throw Attempts	Trae Hannibal	65
Minutes Played	Adam Miller	598
Games Started	Miller, KJ Williams	18
Scoring Dble Figures	KJ Williams	16

Miscellaneous Scoring

(LSU/Opponent)					
OPPONENT	Paint	OFF T/O	2ND CH	FAST BR.	BENCH
Kansas City	18/17	28/26	6/9	21/7	18/16
Arkansas State	18/30	23/16	5/12	2/7	4/6
UNO	32/26	22/7	14/13	15/4	51/19
Illinois State	40/32	16/12	12/4	6/17	22/16
Akron	22/10	13/14	8/9	4/2	12/9
Kansas State	28/28	13/16	9/1	3/10	10/19
Wofford	34/30	16/15	6/14	17/12	24/16
UT Arlington	20/34	11/7	10/20	7/4	29/17
Wake Forest	32/44	21/11	14/7	17/8	19/21
NCCU	38/26	9/14	18/5	9/14	10/17
Winthrop	42/40	21/11	3/14	9/11	15/1
ETSU	38/32	12/12	10/10	6/4	13/21
Arkansas	40/36	13/4	6/11	8/7	25/0
UK	26/34	4/7	6/12	2/8	16/4
Texas A&M	10/42	10/17	5/18	6/3	9/1
Florida	24/28	5/23	19/10	1/16	10/26
Alabama	30/18	2/19	8/32	8/15	33/50
Auburn	20/32	2/15	9/7	3/5	17/22

Stat Leaders

OPPONENT	POINTS	REBS	ASSTS	STLS	BLOCKS
Kansas City	Miller 18	KJ 14	Hill 7	Hill 4	KJ 3
Arkansas St.	Miller 26	Wilkinson 6	Hill 3	Hannibal 3	3 with 1
UNO	Fountain 15	Fountain 8	Hill 5	Fountain 7	Coleman 2
Illinois State	KJ Williams 33	KJ 8	Hill 5	3 with 2	3 with 1
Akron	Miller 23	2 with 5	3 with 3	KJ 3	Fountain 2
K-State	KJ Williams 17	KJ 10	Hannibal 4	Hannibal 4	3 with 1
Wofford	Miller 26	2 with 5	5 with 2	2 with 2	2 with 1
UT Arlington	KJ Williams 14	KJ Williams 9	Hill 5	KJ 2	3 with 1
Wake Forest	KJ Williams 35	KJ Williams 10	2 with 6	Fountain 4	KJ 1
NCCU	KJ Williams 18	Fountain 14	2 with 4	3 with 2	2 with 2
Winthrop	Hayes 25	2 with 7	Hannibal 6	2 with 2	Coleman 2
ETSU	KJ Williams 28	KJ Williams 12	Hill 5	KJ 3	Reed 1
Arkansas	Hannibal 19	Fountain 10	Hayes 3	2 with 2	3 with 1
UK	KJ Williams 23	Fountain 8	Hannibal 4	3 with 1	KJ 1
Texas A&M	Miller 16	KJ Williams 8	Hannibal 4	Hill 5	3 with 1
Florida	KJ Williams 23	Hannibal 12	Hill 6	Hannibal 2	none
Alabama	2 with 10	Reed 7	J Williams 5	Ward 2	none
Auburn	2 with 16	KJ Williams 8	Miller 3	KJ 2	KJ 2

Notable

OPPONENT
Kansas City -- McMahon era gets off to winning start. Tigers struggle at times but lead for 39 minutes; KJ Williams 13-14 doubles; Hill 7 assists. 16 asts-24 FGM.
Arkansas St. -- Tigers hold A-State scoreless for seven minutes after Red Wolves closed game to two. Miller, KJ and Hill only players to make field goals.
UNO -- Tigers shut down UNO in the first half and then shoot 66.7 percent in the second half (16-of-24) for easy win. Derek Fountain off bench leads LSU with 15.
Illinois St. -- KJ Williams scored 33 points as LSU scores 45 first half points, while holding ISU to 18, shooting 59.3%. State has just 6 2-pt field goals in game.
Akron -- Tigers rally from 8 down in first half to take lead early in second half, holding Akron to 5 2H FGs to advance to finals of Cayman Islands Classic.
K-State - Tigers score at buzzer to force OT, but officials rule clock didn't start on time; reviewed final 4.7 seconds, disallowing potential tying shot by Hannibal.
Wofford -- LSU rallies from five points down with 4:26 to play. Allows no 3pt FGs in that time after allowing 11 in game. Tigers shoot 52.8% FG. Miller 26 pts.
UTA -- For the second straight game, LSU had to rally in the final minutes, this time down 4 with 6:49 to play. 10-0 run helps seal the game for LSU, 34 paint pts.
Wake Forest -- Tigers down 20, 39-19, late 1st half, rallies for win on a Juice Hill layup with 2.1 seconds to play. KJ Williams 35 pts-10 rebs, 30th career double.
NCCU -- Derek Fountain (17-14) & KJ Williams (18-12) double doubles; combining for 29 first half pts ... Fountain's 1st college double; Cam Hayes 1st LSU start.
Winthrop -- Tigers rally from 1 down at half, making 21-of-31 FGs in 2nd half; 54.7% for game; Hayes 25 pts; Hannibal 6 assts; no TO; 21-11 adv Pts Off TO.
ETSU -- Tigers go to 8-0 at home, holding off an ETSU rally in 2nd half; KJ Williams with 5th double of season (28-12); Tigers lead for 39:20; 16 asts; 27 FGs.
Arkansas -- LSU takes down No. 9 Razorbacks, taking the lead for good in the final 2:30 ... Hannibal 19 pts, Fountain double double; 13-4 advantage pts/TOS.
UK -- LSU showed toughness rallying back every time it appeared UK might sprint clear. Down 1 twice in last 2:30. KJ Williams 23 pts. 49.1 % FGs, 11 3FG.
Texas A&M -- LSU could never get going after falling behind shooting 28.6% in 1st half; A&M, 42-10 paint pts adv; KJ Williams gets 1,000th career rebound.
Florida -- 15 TOs, poor shooting, while Florida shot 55% in second half, including 9-12 from inside arc, allowed Gators to make big game swing to lead. KJ 23 pts.
Alabama -- Alabama makes 14-of-33 3 PT FGs in the first half as LSU struggles from field (29.5%) ... Out rebounded 52-38 ... KJ Williams, Cam Hayes 10 pts.

Notable

OPPONENT
Auburn -- LSU shoots less than 30 percent for second straight game; closes game 1st 5 minutes of 2nd half to 2 but can't sustain; KJ, Hannibal each get 16.

The Last Time LSU ...

ALL GAMES

Scoring

Less Than 50 points	49 -- vs. Auburn (49-67), 1/18/23
80 or more points	89 -- vs. Winthrop (89-81), 12/17/22
90 or more points	91 -- vs. UNO (91-62), 11/17/22
100 or more points	101 -- vs. ULM (101-39), 11/9/21

Opponents Scoring

Less than 50 points	49 -- by NW St. (49-89), 12/14/21
80 or more points	81 -- by Winthrop (81-89), 12/17/22
90 or more points	91 -- by UGA (91-78), 2/23/21
100 or more points	116 -- by Alabama (106-66), 1/14/23

Field Goal Percentage

Shot less than 30 %	29.3 -- vs. Auburn (17-58), 1/18/23
Shot 50 % or more	54.7 -- vs. Winthrop (35-64), 12/17/22
Shot 60 % or more	61.3 -- at Miss. State (38-62), 2/10/21
Shot 70 % or more	70.3 -- vs. Centenary (45-64), 1/15/03

Opponents Field Goal Percentage

Shot less than 30 %	25.9 -- by Akron (14-54), 11/22/22
Shot 50 % or more	51.9 -- by UK (28-54), 1/3/23
Shot 60 % or more	60.0 -- by Georgia (27-45), 2/6/14

Three-Point FG Percentage

Shot less than 10 %	9.5 -- vs. Miss. St. (2-21), 1/11/20
Shot 40 % or more	40.9 -- at A&M (9-22), 1/7/23
Shot 50 % or more	50.0 -- at Texas A&M (8-16), 2/8/22
Shot 60 % or more	66.7 -- vs. Alabama (10-15), 1/8/19

Opponents Three-Point FG Percentage

Shot less than 10 %	6.3 -- by UAB (1-16), 12/21/13
Shot 40 % or more	42.3 -- by Winthrop (11-26), 12/17/22
Shot 50 % or more	51.0 -- by S. Carolina (26-51), 2/19/22
Shot 60 % or more	71.4 -- by Grambling (5-7), 12/01/18
Shot 70% or more	71.4 - by Grambling (5-7), 12/01/18

Free Throw Percentage

Shot less than 50 %	40.0 -- vs. WF (6-15), 12/10/22
Shot 80 % or more	81.3 -- vs. Florida (13-16), 1/10/23
Shot 90 % or more	94.7 -- at Arkansas (18-19), 3/2/22
Shot 100 percent	100.0 -- vs. Texas A&M (13-13), 2/4/17

Rebounds

Had less than 20 rebs	19 -- vs. Ole Miss, 1/22/11
Had 40 or more rebs	45 -- vs. NCCU, 12/13/22
Had 50 or more rebs	50 -- vs. McNeese, 11/18/21
Had 60 or more rebs	64 -- vs. N'western St, 11/16/13

Opponent Rebounds

Less than 20 rebs	18 -- by UNCG, 11/9/18
Had 40 or more rebs	52 -- by Alabama, 1/14/23
Had 50 or more rebs	52 -- by Alabama, 1/14/23

Assists

Less than 5 assists	4 -- vs. Texas A&M, 3/12/16
15 assists or more	15 -- at UK, 1/3/23
20 assists or more	20 -- vs. Lipscomb, 12/22/21
25 assists or more	26 -- vs. UNF, 12/22/17
30 or more assists	33 -- vs. Georgia State, 12/28/94

Opponent Assists

Less than 5 assists	3 -- by Kentucky, 2/23/22
15 assists or more	19 -- by Alabama, 1/14/23
20 assists or more	20 -- by Alabama, 1/19/21
25 assists or more	26 -- by Kentucky, 3/5/16
30 assists or more	33 -- by Kentucky, 1/16/96

Blocks

0 blocks	0 -- at Alabama, 1/14/23
5 or more blocks	5 -- vs. Auburn, 1/18/23
10 or more blocks	10 -- vs. Grambling, 12/1/18
15 or more blocks	16 -- vs. Alcorn State, 11/20/08

Opponent Blocks

0 blocks	0 -- by Alabama, 3/5/22
5 or more blocks	7 -- by Auburn, 1/18/23
10 or more blocks	14 -- by Auburn, 12/29/21

Steals

0 steals	0 -- vs. Georgia Tech, 3/17/90
10 or more steals	11 -- at A&M, 1/7/23
15 or more steals	17 -- vs. UNO, 11/17/22

Opponent Steals

0 steals	0 -- by Washington State, 12/27/08
10 or more steals	10 -- by Florida, 1/10/23
15 or more steals	15 -- by Iowa State, 3/18/22

The Last Time An LSU Player...

ALL GAMES

Scored 20 or more points.....	23 KJ Williams, vs. Florida, 1/10/23
Scored 25 or more points.....	28 KJ Williams, vs. ETSU, 12/21/22
Scored 30 or more points.....	35 KJ Williams, vs. Wake Forest, 12/10/22
Scored 35 or more points.....	35 KJ Williams, vs. Wake Forest, 12/10/22
Scored 40 or more points.....	43 Ben Simmons, vs. North Florida, 12/2/15
Scored 45 or more points.....	53 Shaquille O'Neal, vs. Arkansas State, 12/18/90
Scored 50 or more points.....	53 Shaquille O'Neal, vs. Arkansas State, 12/18/90
Scored 55 or more points.....	55 Chris Jackson, vs. Ole Miss, 3/4/89
Scored 60 or more.....	64 Pete Maravich, vs. Kentucky, 2/21/70
Scored double figures in 5 straight games.....	5 KJ Williams, 1/3/23 to 1/18/23
Scored double figures in 10 straight games.....	14 Darius Days, 1/29/22 to 3/18/22
Scored double figures in 15 straight game	19 Cameron Thomas, 1/13/21 to 3/22/21
Scored double figures in 20 straight games.....	28 Ben Simmons, 11/30/15 to 3/5/16
Scored double figures in 25 straight games.....	28 Ben Simmons, 11/30/15 to 3/5/16
Scored double figures in 30 straight games.....	48 Glen Davis, 3/5/05 to 12/17/06
Scored double figures in 35 straight games.....	48 Glen Davis, 3/5/05 to 12/17/06
Scored double figures in 40 straight games.....	48 Glen Davis, 3/5/05 to 12/17/06
Scored double figures in 45 or more straight game.....	48 Glen Davis, 3/5/05 to 12/17/06
Scored 20 points or more in 2 straight games	2 Tari Eason 24 at Arkansas (3/2/22); 20 vs. Alabama (3/5/22)
Scored 20 points or more in 3 straight games	3 Tari Eason, 23 vs. Miss. State (2/12/22); 21 vs. UGA (2/16/22); 21 at South Carolina (2/19/22)
Scored 20 points or more in 4 straight games	4 Tari Eason, 25 at Texas A&M (2/8/22); 23 vs. Miss. State (2/12/22); 21 vs. UGA (2/16/22); 21 at South Carolina (2/19/22)
Scored 20 points or more in 5 straight games	5 Cam Thomas, 27 vs. Auburn (2/20/21); 21 at UGA (2/23/21); 25 at Arkansas (2/27/21); 23 vs. Vanderbilt (3/2/21); 29 at Missouri (3/6/21)
Scored 20 points or more in 6 straight games	10 Cam Thomas, 26 at Texas A&M (1/26/21); 25 vs. Texas Tech (1/30/21); 22 at Alabama (2/3/21); 25 at Miss. State (2/10/21); 25 vs. Tennessee (2/13/21); 27 vs. Auburn (2/20/21); 21 at UGA (2/23/21); 25 at Arkansas (2/27/21); 23 vs. Vanderbilt (3/2/21); 29 at Missouri, (3/6/21)
Scored 30 points or more in consecutive games	2 Marcus Thornton, 31 vs. Miss. State (1/21/09); 30 vs. Xavier (1/24/09)
Made 10-14 field goals in a game.....	11 KJ Williams, vs. ETSU, 12/21/22
Made 15 or more field goals in a game	15 Ben Simmons, vs. N. Florida, 12/2/15
Attempted 15-19 field goals in a game	15 KJ Williams, vs. Auburn, 1/18/23
Attempted 20-24 field goals in a game.....	20 KJ Williams, vs. Florida, 1/10/23
Attempted 25-29 field goals in a game.....	25 Johnny O'Bryant III, at Kentucky, 2/22/14
Attempted 30 or more field goals in a game.....	34 Ronnie Henderson, vs. Oklahoma State, 12-20-94
Made 5 three pointers in a game.....	5 Adam Miller, at A&M, 1/7/23
Made 6-9 three pointers in a game.....	7 KJ Williams, vs. Wake Forest, 12/10/22
Made 10 or more three pointers in a game.....	10 Mahmoud Abdul-Rauf, vs. Tennessee, 2-10-90
Attempted 8-10 three pointers in a game	8 Adam Miiller, vs. Auburn, 1/18/23
Attempted 11 or more three pointers in a game.....	9 KJ Williams, vs. Florida, 1/10/23
	13 Adam Miller, at UK, 1/3/23
Had 15 or more rebounds.....	18 Darius Days, vs. LA Tech, 12/18/21
Had 20 or more rebounds.....	20 Ben Simmons vs. Marquette, 11/23/15
Had 10 or more rebounds in 2 straight games.....	2 KJ Williams, 10 vs. Wake Forest, 12/10/22; 12 vs. NCCU, 12/13/22
10 or more rebounds in 3 straight games.....	3 Darius Day 12 at TCU, 1/29/22; 13 vs. Ole Miss, 2/1/22; 11 at Vanderbilt, 2/5/22

The Last Time An LSU Player...

ALL GAMES

Had 10 or more rebounds in 4 straight games.....	4	Ben Simmons, 12 at Arkansas, 2/23/16; 11 vs. Florida, 2/27/16 ; 14 vs. Missouri, 3/1/16; 11 at Kentucky, 3/5/16
Had 10 or more rebounds in 5 straight games.....	7	Ben Simmons, 16, vs. South Alabama, 11/19/15; 20 vs. Marquette, 11/23/15; 14 vs. NC State, 11/24/15; 18 at Charleston, 11/30/15; 14 vs. North Florida, 12/2/15, 14 at Houston, 12/13/15; vs. Gardner-Webb, 12/16/15
Had 10 or more rebounds in 6 straight games.....	7	Ben Simmons, 16, vs. South Alabama, 11/19/15; 20 vs. Marquette, 11/23/15; 14 vs. NC State, 11/24/15; 18 at Charleston, 11/30/15; 14 vs. North Florida, 12/2/15, 14 at Houston, 12/13/15; vs. Gardner-Webb, 12/16/15
Had 10 or more rebounds in 7 straight games.....	7	Ben Simmons, 16, vs. South Alabama, 11/19/15; 20 vs. Marquette, 11/23/15; 14 vs. NC State, 11/24/15; 18 at Charleston, 11/30/15; 14 vs. North Florida, 12/2/15, 14 at Houston, 12/13/15; vs. Gardner-Webb, 12/16/15
Had 10 or more rebounds in 8 or more games	8	Glen Davis, 11 at Alabama, 2/4/06; 16 vs. Arkansas, 2/8/06; 15 at Florida, 2/11/06; 13 vs. Miss. State, 2/15/06; 11 at Auburn, 2/18/06; 11 at Vandy, 2/22/06; 15 vs. Kentucky, 2/25/06; 10 at S. Carolina, 2/28/06
Had 9 offensive rebounds in a game.....	9	Darius Days vs. Arkansas, 1/8/20
Had 10-13 defensive rebounds in a game.....	11	Darius Days vs. LA Tech, 12/18/21
Had 14 or more defensive rebounds in a game.....	15	Ben Simmons, vs. Arkansas, 1/16/16
Had 8 or more assists.....	9	Brandon Murray, vs. Missouri, 3/10/22
Had 10 or more assists.....	10	Xavier Pinson, vs. Georgia, 2/16/22
Had 15 or more assists.....	18	Randy Livingston, vs. George Mason, 12-3-94
Had 5 or more blocks in a game.....	5	Kavell Bigby-Williams, at Ole Miss, 1/15/19
Had 8 or more blocks in a game.....	9	Kavell Bigby-Williams, vs. Grambling, 12/1/18
Had 10 or more blocks in a game	11	Stromile Swift, vs. Alabama, 2-10-99
Had 5 or more steals in a game	5	Justice Hill, at Texas A&M, 1/7/23
Had 8 or more steals in a game	8	Tremont Waters, vs. ULM, 12/28/18
Had 10 or more steals in a game.....	10	Shawn Griggs, vs. Tennessee, 2-23-91
Had a double-double		Derek Fountain, 14 pts-10 rebs, vs. Arkansas, 12/28/22
Had a double-double in 2 or more straight games.....	2	KJ Williams, 35 pts-10 rebs, vs. Wake Forest, 12/10/22; 18 pts-12 rebs. vs. NCCU, 12/13/22
Had a double-double in 4 or more straight games.....	4	Ben Simmons at Arkansas, 23 pts.-12 reb., 2/23/16; vs. Florida, 22 pts.-11 reb. , 2/27/16; vs. Missouri, 22 pts.-14 reb., 3/1/16; at Kentucky, 17 pts.-11 reb., 3/5/16
Had a double-double in 5 or more straight games.....	7	Ben Simmons, vs. South Alabama, 23 pts-16 rebs, 11/19/15; vs. Marquette, 21 pts-20 rebs, 11/23/15; vs. NC State, 14 rebs-10 assts, 11/24/15; at Charleston, 15 pts-18 rebs, 11/30/15; vs. North Florida, 43; pts-11 rebs., 12/2/15; at Houston, 13 pts-14 rebs, 12/13/15; vs. Gardner-Webb, 11 pts-12 rebs, 12/16/15
Had a triple-double		Tim Quarterman, vs. Ole Miss, 18 pts-10 reb-10 asst, 2/28/15
Played 40 minutes in a game.....	41	Brandon Murray, vs. Alabama, 3/5/22
Played 41 or more in a game	41	Brandon Murray, vs. Alabama, 3/5/22
Played 50 or more minutes in a game.....	54	Charles Carmouche, vs. Alabama, 2/23/13
	51	Johnny O'Bryant III, vs. Alabama, 2/23/13



2022-23 LSU Men's Basketball Combined Team Statistics All games

Page 1/1
as of Jan 19, 2023

Game Records

Record	Overall	Home	Away	Neutral
ALL GAMES	12-6	9-2	0-3	3-1
CONFERENCE	1-5	1-2	0-3	0-0
NON-CONFERENCE	11-1	8-0	0-0	3-1

Score by Periods

Team	1st	2nd	OT	TOT
LSU	608	626	0	1234
Opponents	567	640	0	1207

Team Box Score

No.	Player				Total		3-Point		F-Throw		Rebounds														
		GP-GS	MIN	AVG	FG-FGA	FG%	3FG-3FGA	3FG%	FT-FTA	FT%	OFF	DEF	TOT	AVG	PF	DQ	A	TO	BLK	STL	PTS	AVG			
12	WILLIAMS, KJ	18-18	567:57	31.6	125-240	.521	34-76	.447	38-47	.809	48	83	131	7.3	44	0	17	30	16	26	322	17.9			
44	MILLER, Adam	18-18	598:09	33.2	71-201	.353	43-134	.321	37-46	.804	2	38	40	2.2	28	0	26	35	3	10	222	12.3			
1	HAYES, Cam	16-7	337:31	21.1	47-95	.495	19-49	.388	21-26	.808	1	31	32	2.0	22	0	32	17	2	10	134	8.4			
20	FOUNTAIN, Derek	18-10	404:07	22.5	44-80	.550	2-9	.222	39-50	.780	39	59	98	5.4	50	3	15	27	7	26	129	7.2			
3	HILL, Justice	17-16	452:18	26.6	43-143	.301	18-66	.273	14-27	.519	6	28	34	2.0	16	0	59	27	1	21	118	6.9			
0	HANNIBAL, Trae	18-3	372:03	20.7	35-86	.407	1-4	.250	45-65	.692	21	61	82	4.6	32	0	50	36	2	15	116	6.4			
11	WILLIAMS, Justice	13-1	187:14	14.4	19-47	.404	3-17	.176	9-16	.563	5	12	17	1.3	13	0	16	11	0	6	50	3.8			
13	REED, Jalen	18-8	272:47	15.2	16-43	.372	2-5	.400	14-31	.452	15	39	54	3.0	34	0	8	19	7	8	48	2.7			
5	WILKINSON, Mwani	12-9	156:19	13.0	11-27	.407	8-18	.444	1-2	.500	2	17	19	1.6	19	0	10	7	3	6	31	2.6			
4	COLEMAN, Kendal	18-0	143:42	8.0	18-32	.563	0-0	.000	9-14	.643	13	28	41	2.3	24	0	1	5	8	4	45	2.5			
15	WARD, Tyrell	10-0	70:18	7.0	5-19	.263	3-11	.273	0-0	.000	3	5	8	0.8	5	0	1	1	0	5	13	1.3			
34	PHILLIPS JR., Shawn	9-0	34:14	3.8	1-4	.250	0-0	.000	4-4	1.000	2	5	7	0.8	8	0	1	3	0	1	6	0.7			
10	EGEMO, Brandon	1-0	01:07	1.1	0-0	.000	0-0	.000	0-0	.000	0	1	1	1.0	0	0	0	0	0	0	0	0.0			
25	BENHAYOUNE, Adam	1-0	01:07	1.1	0-0	.000	0-0	.000	0-0	.000	0	0	0	0.0	0	0	0	0	0	0	0	0.0			
30	EDWARDS, Parker	1-0	01:07	1.1	0-1	.000	0-1	.000	0-0	.000	0	0	0	0.0	0	0	0	0	0	0	0	0.0			
Team											29	34	63				9								
Total		18	3600		435-1018	.427	133-390	.341	231-328	.704	186	441	627	34.8	295	3	236	227	49	138	1234	68.6			
Opponents		18	3600		441-1029	.429	124-427	.290	201-288	.698	188	439	627	34.8	301	8	212	237	58	107	1207	67.1			

Team Statistics

	LSU	OPP
Scoring	1234	1207
Points per game	68.6	67.1
Scoring margin	+1.5	-
Field goals-att	435-1018	441-1029
Field goal pct	.427	.429
3 point fg-att	133-390	124-427
3-point FG pct	.341	.290
3-pt FG made per game	7.4	6.9
Free throws-att	231-328	201-288
Free throw pct	.704	.698
F-Throws made per game	12.8	11.2
Rebounds	627	627
Rebounds per game	34.8	34.8
Rebounding margin	0.0	-
Assists	236	212
Assists per game	13.1	11.8
Turnovers	227	237
Turnovers per game	12.6	13.2
Turnover margin	+0.6	-
Assist/turnover ratio	1.0	0.9
Steals	138	107
Steals per game	7.7	5.9
Blocks	49	58
Blocks per game	2.7	3.2
Winning streak	0	-
Home win streak	0	-
Attendance	101038	42403
Home games-Avg/Game	11-9185	3-14134
Neutral site-Avg/Game	-	4-3161

Team Results

Date	Opponent		Score	Att.
11/09/2022	Kansas City	W	74-63	9338
11/12/2022	Arkansas St.	W	61-52	9011
11/17/2022	New Orleans	W	91-62	9224
11/21/2022	vs Illinois St.	W	77-61	1250
11/22/2022	vs Akron	W	73-58	1200
11/23/2022	vs Kansas St.	L	59-61	2400
11/27/2022	Wofford	W	78-75	8428
12/02/2022	UT Arlington	W	63-59	9145
12/10/2022	vs Wake Forest	W	72-70	7795
12/13/2022	N.C. Central	W	67-57	8212
12/17/2022	Winthrop	W	89-81	9067
12/21/2022	ETSU	W	72-68	9059
12/28/2022	Arkansas	W	60-57	10428
01/03/2023	at Kentucky	L	71-74	19610
01/07/2023	at Texas A&M	L	56-69	9319
01/10/2023	Florida	L	56-67	9159
01/14/2023	at Alabama	L	66-106	13474
01/18/2023	Auburn	L	49-67	9967



2022-23 LSU Men's Basketball Combined Team Statistics In Conference games

Page 1/1
as of Jan 19, 2023

Game Records

Record	Overall	Home	Away	Neutral
ALL GAMES	1-5	1-2	0-3	0-0
CONFERENCE	1-5	1-2	0-3	0-0
NON-CONFERENCE	0-0	0-0	0-0	0-0

Score by Periods

Team	1st	2nd	OT	TOT
LSU	156	202	0	358
Opponents	211	229	0	440

Team Box Score

No.	Player				Total		3-Point		F-Throw		Rebounds													
		GP-GS	MIN	AVG	FG-FGA	FG%	3FG-3FGA	3FG%	FT-FTA	FT%	OFF	DEF	TOT	AVG	PF	DQ	A	TO	BLK	STL	PTS	AVG		
12	WILLIAMS, KJ	6-6	193:26	32.2	32-73	.438	11-30	.367	15-18	.833	11	21	32	5.3	14	0	4	9	5	6	90	15.0		
0	HANNIBAL, Trae	6-3	143:15	23.9	21-48	.438	1-3	.333	19-29	.655	11	23	34	5.7	10	0	17	13	1	5	62	10.3		
44	MILLER, Adam	6-6	197:35	32.9	18-62	.290	15-42	.357	9-13	.692	1	15	16	2.7	11	0	9	10	0	3	60	10.0		
1	HAYES, Cam	5-4	130:56	26.2	14-35	.400	5-18	.278	4-4	1.000	0	11	11	2.2	5	0	9	2	0	1	37	7.4		
20	FOUNTAIN, Derek	6-6	152:17	25.4	13-35	.371	0-6	.000	15-17	.882	15	19	34	5.7	17	2	6	12	2	7	41	6.8		
11	WILLIAMS, Justice	6-1	98:19	16.4	8-23	.348	3-7	.429	6-6	1.000	3	7	10	1.7	9	0	9	5	0	1	25	4.2		
3	HILL, Justice	5-4	109:36	21.9	5-28	.179	4-20	.200	0-3	.000	1	10	11	2.2	4	0	9	11	0	6	14	2.8		
15	WARD, Tyrell	3-0	34:13	11.4	3-11	.273	2-6	.333	0-0	.000	1	2	3	1.0	1	0	1	0	0	2	8	2.7		
4	COLEMAN, Kendal	6-0	39:42	6.6	3-8	.375	0-0	.000	4-6	.667	3	5	8	1.3	8	0	0	0	1	0	10	1.7		
13	REED, Jalen	6-0	63:27	10.6	3-15	.200	0-1	.000	1-6	.167	6	12	18	3.0	13	0	1	3	2	1	7	1.2		
5	WILKINSON, Mwani	2-0	12:37	6.3	1-1	1.000	0-0	.000	0-0	.000	0	0	0	0.0	2	0	1	1	1	1	2	1.0		
34	PHILLIPS JR., Shawn	5-0	24:38	4.9	1-3	.333	0-0	.000	0-0	.000	2	3	5	1.0	2	0	0	1	0	1	2	0.4		
Team											11	11	22					5						
Total		6	1200		122-342	.357	41-133	.308	73-102	.716	65	139	204	34.0	96	2	66	72	12	34	358	59.7		
Opponents		6	1200		158-356	.444	48-162	.296	76-106	.717	74	166	240	40.0	94	2	77	57	31	41	440	73.3		

Team Statistics

	LSU	OPP
Scoring	358	440
Points per game	59.7	73.3
Scoring margin	-13.7	-
Field goals-att	122-342	158-356
Field goal pct	.357	.444
3 point fg-att	41-133	48-162
3-point FG pct	.308	.296
3-pt FG made per game	6.8	8.0
Free throws-att	73-102	76-106
Free throw pct	.716	.717
F-Throws made per game	12.2	12.7
Rebounds	204	240
Rebounds per game	34.0	40.0
Rebounding margin	-6.0	-
Assists	66	77
Assists per game	11.0	12.8
Turnovers	72	57
Turnovers per game	12.0	9.5
Turnover margin	-2.5	-
Assist/turnover ratio	0.9	1.4
Steals	34	41
Steals per game	5.7	6.8
Blocks	12	31
Blocks per game	2.0	5.2
Winning streak	0	-
Home win streak	0	-
Attendance	29554	42403
Home games-Avg/Game	3-9851	3-14134
Neutral site-Avg/Game	-	0-0

Team Results

Date	Opponent		Score	Att.
12/28/2022	Arkansas	W	60-57	10428
01/03/2023	at Kentucky	L	71-74	19610
01/07/2023	at Texas A&M	L	56-69	9319
01/10/2023	Florida	L	56-67	9159
01/14/2023	at Alabama	L	66-106	13474
01/18/2023	Auburn	L	49-67	9967



2022-23 LSU Men's Basketball
Category Leaders
All games

Page 1/3
as of Jan 19, 2023

Points

##	Player	G	Pts	Pts/G
12	Williams, KJ	18	322	17.9
44	Miller, Adam	18	222	12.3
1	Hayes, Cam	16	134	8.4
20	Fountain, Derek	18	129	7.2
3	Hill, Justice	17	118	6.9
0	Hannibal, Trae	18	116	6.4
11	Williams, Justice	13	50	3.8
13	Reed, Jalen	18	48	2.7
4	Coleman, Kendal	18	45	2.5
5	Wilkinson, Mwani	12	31	2.6
15	Ward, Tyrell	10	13	1.3
34	Phillips Jr., Shawn	9	6	0.7

Scoring Average

##	Player	G	Pts	Pts/G
12	Williams, KJ	18	322	17.9
44	Miller, Adam	18	222	12.3
1	Hayes, Cam	16	134	8.4
20	Fountain, Derek	18	129	7.2
3	Hill, Justice	17	118	6.9
0	Hannibal, Trae	18	116	6.4
11	Williams, Justice	13	50	3.8
13	Reed, Jalen	18	48	2.7
5	Wilkinson, Mwani	12	31	2.6
4	Coleman, Kendal	18	45	2.5
15	Ward, Tyrell	10	13	1.3
34	Phillips Jr., Shawn	9	6	0.7

Field Goal Percentage

##	Player	FG	Att	Pct
4	Coleman, Kendal	18	32	.563
20	Fountain, Derek	44	80	.550
12	Williams, KJ	125	240	.521
1	Hayes, Cam	47	95	.495
5	Wilkinson, Mwani	11	27	.407
0	Hannibal, Trae	35	86	.407
11	Williams, Justice	19	47	.404
13	Reed, Jalen	16	43	.372
44	Miller, Adam	71	201	.353
3	Hill, Justice	43	143	.301
15	Ward, Tyrell	5	19	.263
34	Phillips Jr., Shawn	1	4	.250

Field Goal Attempts

##	Player	G	Att	Att/G
12	Williams, KJ	18	240	13.3
44	Miller, Adam	18	201	11.2
3	Hill, Justice	17	143	8.4
1	Hayes, Cam	16	95	5.9
0	Hannibal, Trae	18	86	4.8

Field Goals Made

##	Player	G	Made	Made/G
12	Williams, KJ	18	125	6.9
44	Miller, Adam	18	71	3.9
1	Hayes, Cam	16	47	2.9
20	Fountain, Derek	18	44	2.4
3	Hill, Justice	17	43	2.5

3-Point FG Percentage

##	Player	3FG	Att	Pct
12	Williams, KJ	34	76	.447
5	Wilkinson, Mwani	8	18	.444
13	Reed, Jalen	2	5	.400
1	Hayes, Cam	19	49	.388
44	Miller, Adam	43	134	.321
3	Hill, Justice	18	66	.273
15	Ward, Tyrell	3	11	.273
0	Hannibal, Trae	1	4	.250
20	Fountain, Derek	2	9	.222
11	Williams, Justice	3	17	.176

3-Point FG Attempts

##	Player	G	Att	Att/G
44	Miller, Adam	18	134	7.4
12	Williams, KJ	18	76	4.2
3	Hill, Justice	17	66	3.9
1	Hayes, Cam	16	49	3.1
5	Wilkinson, Mwani	12	18	1.5

3-Point FG Made

##	Player	G	Made	Made/G
44	Miller, Adam	18	43	2.4
12	Williams, KJ	18	34	1.9
1	Hayes, Cam	16	19	1.2
3	Hill, Justice	17	18	1.1
5	Wilkinson, Mwani	12	8	0.7



2022-23 LSU Men's Basketball
Category Leaders
All games

Page 2/3
as of Jan 19, 2023

Free Throw Percentage

##	Player	Made	Att	Pct
34	Phillips Jr., Shawn	4	4	1.000
12	Williams, KJ	38	47	.809
1	Hayes, Cam	21	26	.808
44	Miller, Adam	37	46	.804
20	Fountain, Derek	39	50	.780
0	Hannibal, Trae	45	65	.692
4	Coleman, Kendal	9	14	.643
11	Williams, Justice	9	16	.563
3	Hill, Justice	14	27	.519
5	Wilkinson, Mwani	1	2	.500
13	Reed, Jalen	14	31	.452

Free Throw Attempts

##	Player	G	Att	Att/G
0	Hannibal, Trae	18	65	3.6
20	Fountain, Derek	18	50	2.8
12	Williams, KJ	18	47	2.6
44	Miller, Adam	18	46	2.6
13	Reed, Jalen	18	31	1.7

Free Throws Made

##	Player	G	Made	Made/G
0	Hannibal, Trae	18	45	2.5
20	Fountain, Derek	18	39	2.2
12	Williams, KJ	18	38	2.1
44	Miller, Adam	18	37	2.1
1	Hayes, Cam	16	21	1.3

Rebounds

##	Player	G	Reb	Reb/G
12	Williams, KJ	18	131	7.3
20	Fountain, Derek	18	98	5.4
0	Hannibal, Trae	18	82	4.6
13	Reed, Jalen	18	54	3.0
4	Coleman, Kendal	18	41	2.3

Assists

##	Player	G	Ast	Ast/G
3	Hill, Justice	17	59	3.5
0	Hannibal, Trae	18	50	2.8
1	Hayes, Cam	16	32	2.0
44	Miller, Adam	18	26	1.4
12	Williams, KJ	18	17	0.9

Rebounds Average

##	Player	G	Reb	Reb/G
12	Williams, KJ	18	131	7.3
20	Fountain, Derek	18	98	5.4
0	Hannibal, Trae	18	82	4.6
13	Reed, Jalen	18	54	3.0
4	Coleman, Kendal	18	41	2.3

Steals

##	Player	G	Stl	Stl/G
12	Williams, KJ	18	26	1.4
20	Fountain, Derek	18	26	1.4
3	Hill, Justice	17	21	1.2
0	Hannibal, Trae	18	15	0.8
44	Miller, Adam	18	10	0.6

Offensive Rebounds

##	Player	G	OReb	OReb/G
12	Williams, KJ	18	48	2.7
20	Fountain, Derek	18	39	2.2
0	Hannibal, Trae	18	21	1.2
13	Reed, Jalen	18	15	0.8
4	Coleman, Kendal	18	13	0.7

Blocked Shots

##	Player	G	Blk	Blk/G
12	Williams, KJ	18	16	0.9
4	Coleman, Kendal	18	8	0.4
20	Fountain, Derek	18	7	0.4
13	Reed, Jalen	18	7	0.4
44	Miller, Adam	18	3	0.2

Defensive Rebounds

##	Player	G	DReb	DReb/G
12	Williams, KJ	18	83	4.6
0	Hannibal, Trae	18	61	3.4
20	Fountain, Derek	18	59	3.3
13	Reed, Jalen	18	39	2.2
44	Miller, Adam	18	38	2.1

Minutes

##	Player	G	Min	Min/G
44	Miller, Adam	18	598	33:14
12	Williams, KJ	18	568	31:33
3	Hill, Justice	17	452	26:36
20	Fountain, Derek	18	404	22:27
0	Hannibal, Trae	18	372	20:40



2022-23 LSU Men's Basketball
Category Leaders
All games

Page 3/3
as of Jan 19, 2023

Fouls

##	Player	G	PF	PF/G
20	Fountain, Derek	18	50	2.8
12	Williams, KJ	18	44	2.4
13	Reed, Jalen	18	34	1.9
0	Hannibal, Trae	18	32	1.8
44	Miller, Adam	18	28	1.6

Turnovers

##	Player	G	TO	TO/G
0	Hannibal, Trae	18	36	2.0
44	Miller, Adam	18	35	1.9
12	Williams, KJ	18	30	1.7
20	Fountain, Derek	18	27	1.5
3	Hill, Justice	17	27	1.6

Foul Outs

##	Player	G	FO
20	Fountain, Derek	18	3



**2022-23 LSU Men's Basketball
Team Game-by-Game
All games**

Page 1/1
as of Jan 20, 2023

				Total		3-Pointers		Free throws		Rebounds											
Opponent	Date	Score		FG-FGA	PCT	3FG-3FGA	PCT	FT-FTA	PCT	OFF	DEF	TOT	AVG	PF	A	TO	BLK	STL	PTS	AVG	
Kansas City	11/09/2022	74-63	W	24-57	.421	8-21	.381	18-26	.692	13	32	45	45.0	23	16	15	4	11	74	74.0	
Arkansas St.	11/12/2022	61-52	W	20-51	.392	8-20	.400	13-16	.813	8	26	34	39.5	11	9	13	3	6	61	67.5	
New Orleans	11/17/2022	91-62	W	30-58	.517	12-28	.429	19-26	.731	12	24	36	38.3	23	14	14	3	17	91	75.3	
vs Illinois St.	11/21/2022	77-61	W	26-53	.491	3-14	.214	22-30	.733	9	26	35	37.5	19	17	18	3	8	77	75.8	
vs Akron	11/22/2022	73-58	W	25-52	.481	9-19	.474	14-16	.875	8	23	31	36.2	23	14	10	3	9	73	75.2	
vs Kansas St.	11/23/2022	59-61	L	23-53	.434	6-19	.316	7-14	.500	9	21	30	35.2	22	10	17	3	9	59	72.5	
Wofford	11/27/2022	78-75	W	28-53	.528	8-19	.421	14-17	.824	5	21	26	33.9	12	11	11	2	8	78	73.3	
UT Arlington	12/02/2022	63-59	W	21-51	.412	7-18	.389	14-21	.667	11	29	40	34.6	14	11	13	3	5	63	72.0	
vs Wake Forest	12/10/2022	72-70	W	28-64	.438	10-26	.385	6-15	.400	9	21	30	34.1	15	17	7	1	9	72	72.0	
N.C. Central	12/13/2022	67-57	W	26-63	.413	4-25	.160	11-18	.611	15	30	45	35.2	9	16	11	5	8	67	71.5	
Winthrop	12/17/2022	89-81	W	35-64	.547	11-27	.407	8-12	.667	12	23	35	35.2	13	19	10	6	6	89	73.1	
ETSU	12/21/2022	72-68	W	27-57	.474	6-21	.286	12-15	.800	10	26	36	35.3	15	16	16	1	8	72	73.0	
Arkansas	12/28/2022	60-57	W	25-62	.403	4-17	.235	6-12	.500	9	30	39	35.5	13	9	10	3	6	60	72.0	
at Kentucky	01/03/2023	71-74	L	26-53	.491	11-25	.440	8-10	.800	5	17	22	34.6	15	15	9	1	3	71	71.9	
at Texas A&M	01/07/2023	56-69	L	17-49	.347	9-22	.409	13-18	.722	8	19	27	34.1	16	11	15	3	11	56	70.9	
Florida	01/10/2023	56-67	L	19-59	.322	5-28	.179	13-16	.813	15	25	40	34.4	21	12	16	0	5	56	69.9	
at Alabama	01/14/2023	66-106	L	18-61	.295	8-21	.381	22-29	.759	14	24	38	34.6	18	12	11	0	4	66	69.7	
Auburn	01/18/2023	49-67	L	17-58	.293	4-20	.200	11-17	.647	14	24	38	34.8	13	7	11	5	5	49	68.6	
Total		1234		435-1018	.427	133-390	.341	231-328	.704	186	441	627	34.8	295	236	227	49	138	1234	68.6	
Opponents		1207		441-1029	.429	124-427	.290	201-288	.698	188	439	627	34.8	301	212	237	58	107	1207	67.1	

LSU Averages

Games Played	Points/game	FG Pct	3FG Pct	FT Pct	Rebounds/game	Assists/game	Turnovers/game	Assist/Turnover ratio	Steals/game	Blocks/game
18	68.6	42.7	34.1	70.4	34.8	13.1	12.6	1.0	7.7	2.7



2022-23 LSU Men's Basketball Opponents Game-by-Game All games

Page 1/1
as of Jan 19, 2023

				Total		3-Pointers		Free throws		Rebounds											
Opponent	Date	Score		FG-FGA	PCT	3FG-3FGA	PCT	FT-FTA	PCT	OFF	DEF	TOT	AVG	PF	A	TO	BLK	STL	PTS	AVG	
Kansas City	11/09/2022	74-63	W	19-58	.328	4-25	.160	21-27	.778	11	27	38	38.0	20	12	16	1	6	63	63.0	
Arkansas St.	11/12/2022	61-52	W	22-57	.386	5-25	.200	3-4	.750	10	25	35	36.5	15	9	16	2	7	52	57.5	
New Orleans	11/17/2022	91-62	W	23-50	.460	7-17	.412	9-20	.450	9	20	29	34.0	21	12	23	1	3	62	59.0	
vs Illinois St.	11/21/2022	77-61	W	22-52	.423	5-22	.227	12-14	.857	4	21	25	31.8	24	13	19	3	8	61	59.5	
vs Akron	11/22/2022	73-58	W	14-54	.259	8-25	.320	22-30	.733	19	17	36	32.6	14	8	14	1	4	58	59.2	
vs Kansas St.	11/23/2022	59-61	L	20-48	.417	4-15	.267	17-21	.810	8	22	30	32.2	16	13	17	1	6	61	59.5	
Wofford	11/27/2022	78-75	W	28-58	.483	11-31	.355	8-9	.889	9	21	30	31.9	17	12	13	1	5	75	61.7	
UT Arlington	12/02/2022	63-59	W	24-64	.375	5-19	.263	6-11	.545	14	22	36	32.4	17	8	9	4	6	59	61.4	
vs Wake Forest	12/10/2022	72-70	W	28-55	.509	5-24	.208	9-13	.692	8	29	37	32.9	15	11	15	1	5	70	62.3	
N.C. Central	12/13/2022	67-57	W	24-55	.436	7-15	.467	2-8	.250	4	27	31	32.7	17	10	14	1	7	57	61.8	
Winthrop	12/17/2022	89-81	W	31-60	.517	11-26	.423	8-12	.667	8	20	28	32.3	15	13	12	4	5	81	63.5	
ETSU	12/21/2022	72-68	W	28-62	.452	4-21	.190	8-13	.615	10	22	32	32.3	16	14	12	7	4	68	63.9	
Arkansas	12/28/2022	60-57	W	24-65	.369	4-25	.160	5-10	.500	13	31	44	33.2	14	7	10	5	8	57	63.4	
at Kentucky	01/03/2023	71-74	L	28-54	.519	7-18	.389	11-14	.786	10	21	31	33.0	11	18	6	3	2	74	64.1	
at Texas A&M	01/07/2023	56-69	L	26-54	.481	4-16	.250	13-19	.684	12	26	38	33.3	17	12	13	1	6	69	64.5	
Florida	01/10/2023	56-67	L	19-48	.396	5-25	.200	24-32	.750	8	26	34	33.4	15	10	10	8	10	67	64.6	
at Alabama	01/14/2023	66-106	L	35-76	.461	20-54	.370	16-20	.800	20	32	52	34.5	21	19	8	7	7	106	67.1	
Auburn	01/18/2023	49-67	L	26-59	.441	8-24	.333	7-11	.636	11	30	41	34.8	16	11	10	7	8	67	67.1	
Total		1207		441-1029	.429	124-427	.290	201-288	.698	188	439	627	34.8	301	212	237	58	107	1207	67.1	
LSU		1234		435-1018	.427	133-390	.341	231-328	.704	186	441	627	34.8	295	236	227	49	138	1234	68.6	

Opponents Averages

Games Played	Points/game	FG Pct	3FG Pct	FT Pct	Rebounds/game	Assists/game	Turnovers/game	Assist/Turnover ratio	Steals/game	Blocks/game
18	67.1	42.9	29.0	69.8	34.8	11.8	13.2	0.9	5.9	3.2



2022-23 LSU Men's Basketball
Points-rebounds-assists
All games

Page 1/1
as of Jan 19, 2023

Opponent	Date	Score		0 HANNIBAL,T	1 HAYES,CAM	3 HILL,JUSTI	4 COLEMAN,KE	5 WILKINSON, EGEMO,BRAN	10 WILLIAMS,J	11 WILLIAMS,K	12 REED,JALEN	13 WARD,TYREL	15 FOUNTAIN,D	20
Kansas City	11/09/2022	74-63	W	7-8-2	0-0-0	13-4-7	0-2-0	9-1-2	DNP	7-4-2	13-14-0	3-3-1	DNP	4-3-0
Arkansas St.	11/12/2022	61-52	W	4-5-2	DNP	11-4-3	0-2-0	0-6-2	DNP	0-0-0	15-4-1	5-3-0	0-0-0	0-5-0
New Orleans	11/17/2022	91-62	W	7-2-0	13-0-3	12-2-5	4-7-0	6-0-1	0-1-0	5-0-1	7-4-0	8-6-0	3-0-0	15-8-2
vs Illinois St.	11/21/2022	77-61	W	0-4-4	10-3-0	4-1-5	8-3-0	1-5-0	DNP	DNP	33-8-3	4-4-1	0-1-0	4-3-1
vs Akron	11/22/2022	73-58	W	0-5-3	7-1-3	14-2-3	0-0-0	2-2-1	DNP	DNP	19-5-0	3-4-1	0-1-0	5-3-1
vs Kansas St.	11/23/2022	59-61	L	2-5-4	3-2-0	12-2-2	0-2-0	3-3-0	DNP	DNP	17-10-1	6-0-2	2-2-0	3-1-0
Wofford	11/27/2022	78-75	W	12-4-2	3-1-2	6-0-2	7-2-0	5-1-2	DNP	DNP	15-5-1	2-5-2	DNP	2-1-0
UT Arlington	12/02/2022	63-59	W	7-4-4	7-1-0	3-2-5	7-6-1	3-0-0	DNP	DNP	14-9-1	3-5-0	0-1-0	8-6-0
vs Wake Forest	12/10/2022	72-70	W	0-0-0	13-5-6	4-1-6	0-0-0	0-1-1	DNP	5-1-2	35-10-1	1-0-0	DNP	11-5-0
N.C. Central	12/13/2022	67-57	W	4-2-4	14-7-2	7-0-4	4-1-0	0-0-0	DNP	2-1-1	18-12-2	0-2-0	DNP	17-14-1
Winthrop	12/17/2022	89-81	W	4-3-6	25-1-4	9-3-3	5-7-0	DNP	DNP	4-0-1	18-6-0	2-3-0	DNP	8-7-2
ETSU	12/21/2022	72-68	W	7-6-2	2-0-3	9-2-5	0-1-0	DNP	DNP	2-1-0	28-12-3	4-1-0	0-0-0	11-8-2
Arkansas	12/28/2022	60-57	W	19-6-2	4-5-3	2-2-1	0-0-0	2-0-0	DNP	4-0-0	8-5-0	0-2-0	DNP	14-10-1
at Kentucky	01/03/2023	71-74	L	12-3-4	11-0-2	0-1-0	0-0-0	0-0-1	DNP	2-2-1	23-3-2	2-2-1	DNP	6-8-2
at Texas A&M	01/07/2023	56-69	L	9-5-4	10-2-0	6-1-2	0-3-0	DNP	DNP	3-0-1	10-8-2	0-2-0	DNP	2-3-1
Florida	01/10/2023	56-67	L	4-12-3	DNP	3-5-6	4-1-0	DNP	DNP	0-1-1	23-7-0	0-0-0	6-1-0	8-6-2
at Alabama	01/14/2023	66-106	L	2-6-3	10-1-2	3-2-0	5-3-0	DNP	DNP	9-1-5	10-1-0	5-7-0	2-2-1	9-2-0
Auburn	01/18/2023	49-67	L	16-2-1	2-3-2	DNP	1-1-0	DNP	DNP	7-6-1	16-8-0	0-5-0	0-0-0	2-5-0

Opponent	Date	Score		25 BENHAYOUNE	30 EDWARDS,PA	34 PHILLIPS,J	44 MILLER,ADA
Kansas City	11/09/2022	74-63	W	DNP	DNP	0-0-0	18-3-2
Arkansas St.	11/12/2022	61-52	W	DNP	DNP	0-1-0	26-3-1
New Orleans	11/17/2022	91-62	W	0-0-0	0-0-0	4-1-1	7-2-1
vs Illinois St.	11/21/2022	77-61	W	DNP	DNP	0-0-0	13-0-3
vs Akron	11/22/2022	73-58	W	DNP	DNP	DNP	23-2-2
vs Kansas St.	11/23/2022	59-61	L	DNP	DNP	DNP	11-2-1
Wofford	11/27/2022	78-75	W	DNP	DNP	DNP	26-4-0
UT Arlington	12/02/2022	63-59	W	DNP	DNP	DNP	11-1-0
vs Wake Forest	12/10/2022	72-70	W	DNP	DNP	DNP	3-1-1
N.C. Central	12/13/2022	67-57	W	DNP	DNP	DNP	1-1-2
Winthrop	12/17/2022	89-81	W	DNP	DNP	DNP	14-3-3
ETSU	12/21/2022	72-68	W	DNP	DNP	DNP	9-2-1
Arkansas	12/28/2022	60-57	W	DNP	DNP	0-1-0	7-4-2
at Kentucky	01/03/2023	71-74	L	DNP	DNP	0-0-0	15-1-2
at Texas A&M	01/07/2023	56-69	L	DNP	DNP	0-0-0	16-1-1
Florida	01/10/2023	56-67	L	DNP	DNP	DNP	8-3-0
at Alabama	01/14/2023	66-106	L	DNP	DNP	2-4-0	9-4-1
Auburn	01/18/2023	49-67	L	DNP	DNP	0-0-0	5-3-3



2022-23 LSU Men's Basketball
Team High/Low Analysis
All games

Page 1/4
as of Jan 19, 2023

LSU - Game Highs

POINTS	91		New Orleans (11/17/2022)
	89		Winthrop (12/17/2022)
	78		Wofford (11/27/2022)
	77		vs Illinois St. (N) (11/21/2022)
	74		Kansas City (11/09/2022)
FIELD GOALS MADE	35		Winthrop (12/17/2022)
	30		New Orleans (11/17/2022)
FIELD GOAL ATTEMPTS	64		Winthrop (12/17/2022)
	64		vs Wake Forest (N) (12/10/2022)
FIELD GOAL PERCENTAGE	.547	(35-64)	Winthrop (12/17/2022)
	.528	(28-53)	Wofford (11/27/2022)
3 PT FG MADE	12		New Orleans (11/17/2022)
	11		at Kentucky (01/03/2023)
	11		Winthrop (12/17/2022)
3 PT FG ATTEMPTS	28		Florida (01/10/2023)
	28		New Orleans (11/17/2022)
3 PT FG PERCENTAGE	.474	(9-19)	vs Akron (N) (11/22/2022)
	.440	(11-25)	at Kentucky (01/03/2023)
FREE THROWS MADE	22		at Alabama (01/14/2023)
	22		vs Illinois St. (N) (11/21/2022)
FREE THROW ATTEMPTS	30		vs Illinois St. (N) (11/21/2022)
	29		at Alabama (01/14/2023)
FREE THROW PERCENTAGE	.875	(14-16)	vs Akron (N) (11/22/2022)
	.824	(14-17)	Wofford (11/27/2022)
REBOUNDS	45		N.C. Central (12/13/2022)
	45		Kansas City (11/09/2022)
ASSISTS	19		Winthrop (12/17/2022)
	17		vs Wake Forest (N) (12/10/2022)
	17		vs Illinois St. (N) (11/21/2022)
STEALS	17		New Orleans (11/17/2022)
	11		at Texas A&M (01/07/2023)
	11		Kansas City (11/09/2022)
BLOCKED SHOTS	6		Winthrop (12/17/2022)
	5		Auburn (01/18/2023)
	5		N.C. Central (12/13/2022)
TURNOVERS	18		vs Illinois St. (N) (11/21/2022)
	17		vs Kansas St. (N) (11/23/2022)
FOULS	23		vs Akron (N) (11/22/2022)
	23		New Orleans (11/17/2022)
	23		Kansas City (11/09/2022)



2022-23 LSU Men's Basketball
Team High/Low Analysis
All games

Page 2/4
as of Jan 19, 2023

Opponent - Game Highs

POINTS	106		at Alabama (01/14/2023)
	81		Winthrop (12/17/2022)
	75		Wofford (11/27/2022)
	74		at Kentucky (01/03/2023)
	70		vs Wake Forest (N) (12/10/2022)
FIELD GOALS MADE	35		at Alabama (01/14/2023)
	31		Winthrop (12/17/2022)
FIELD GOAL ATTEMPTS	76		at Alabama (01/14/2023)
	65		Arkansas (12/28/2022)
FIELD GOAL PERCENTAGE	.519	(28-54)	at Kentucky (01/03/2023)
	.517	(31-60)	Winthrop (12/17/2022)
3 PT FG MADE	20		at Alabama (01/14/2023)
	11		Winthrop (12/17/2022)
	11		Wofford (11/27/2022)
3 PT FG ATTEMPTS	54		at Alabama (01/14/2023)
	31		Wofford (11/27/2022)
3 PT FG PERCENTAGE	.467	(7-15)	N.C. Central (12/13/2022)
	.423	(11-26)	Winthrop (12/17/2022)
FREE THROWS MADE	24		Florida (01/10/2023)
	22		vs Akron (N) (11/22/2022)
FREE THROW ATTEMPTS	32		Florida (01/10/2023)
	30		vs Akron (N) (11/22/2022)
FREE THROW PERCENTAGE	.889	(8-9)	Wofford (11/27/2022)
	.857	(12-14)	vs Illinois St. (N) (11/21/2022)
REBOUNDS	52		at Alabama (01/14/2023)
	44		Arkansas (12/28/2022)
ASSISTS	19		at Alabama (01/14/2023)
	18		at Kentucky (01/03/2023)
STEALS	10		Florida (01/10/2023)
	8		Auburn (01/18/2023)
	8		Arkansas (12/28/2022)
	8		vs Illinois St. (N) (11/21/2022)
BLOCKED SHOTS	8		Florida (01/10/2023)
	7		Auburn (01/18/2023)
	7		at Alabama (01/14/2023)
	7		ETSU (12/21/2022)
TURNOVERS	23		New Orleans (11/17/2022)
	19		vs Illinois St. (N) (11/21/2022)
FOULS	24		vs Illinois St. (N) (11/21/2022)
	21		at Alabama (01/14/2023)
	21		New Orleans (11/17/2022)



2022-23 LSU Men's Basketball
Team High/Low Analysis
All games

Page 3/4
as of Jan 19, 2023

LSU - Game Lows

POINTS	49		Auburn (01/18/2023)
	56		Florida (01/10/2023)
	56		at Texas A&M (01/07/2023)
	59		vs Kansas St. (N) (11/23/2022)
	60		Arkansas (12/28/2022)
FIELD GOALS MADE	17		Auburn (01/18/2023)
	17		at Texas A&M (01/07/2023)
FIELD GOAL ATTEMPTS	49		at Texas A&M (01/07/2023)
	51		UT Arlington (12/02/2022)
	51		Arkansas St. (11/12/2022)
FIELD GOAL PERCENTAGE	.293	(17-58)	Auburn (01/18/2023)
	.295	(18-61)	at Alabama (01/14/2023)
3 PT FG MADE	3		vs Illinois St. (N) (11/21/2022)
	4		Auburn (01/18/2023)
	4		Arkansas (12/28/2022)
	4		N.C. Central (12/13/2022)
3 PT FG ATTEMPTS	14		vs Illinois St. (N) (11/21/2022)
	17		Arkansas (12/28/2022)
3 PT FG PERCENTAGE	.160	(4-25)	N.C. Central (12/13/2022)
	.179	(5-28)	Florida (01/10/2023)
FREE THROWS MADE	6		Arkansas (12/28/2022)
	6		vs Wake Forest (N) (12/10/2022)
FREE THROW ATTEMPTS	10		at Kentucky (01/03/2023)
	12		Arkansas (12/28/2022)
	12		Winthrop (12/17/2022)
FREE THROW PERCENTAGE	.400	(6-15)	vs Wake Forest (N) (12/10/2022)
	.500	(7-14)	vs Kansas St. (N) (11/23/2022)
	.500	(6-12)	Arkansas (12/28/2022)
REBOUNDS	22		at Kentucky (01/03/2023)
	26		Wofford (11/27/2022)
ASSISTS	7		Auburn (01/18/2023)
	9		Arkansas (12/28/2022)
	9		Arkansas St. (11/12/2022)
STEALS	3		at Kentucky (01/03/2023)
	4		at Alabama (01/14/2023)
BLOCKED SHOTS	0		at Alabama (01/14/2023)
	0		Florida (01/10/2023)
TURNOVERS	7		vs Wake Forest (N) (12/10/2022)
	9		at Kentucky (01/03/2023)
FOULS	9		N.C. Central (12/13/2022)
	11		Arkansas St. (11/12/2022)



2022-23 LSU Men's Basketball
Team High/Low Analysis
All games

Page 4/4
as of Jan 19, 2023

Opponent - Game Lows

POINTS	52		Arkansas St. (11/12/2022)
	57		Arkansas (12/28/2022)
	57		N.C. Central (12/13/2022)
	58		vs Akron (N) (11/22/2022)
	59		UT Arlington (12/02/2022)
FIELD GOALS MADE	14		vs Akron (N) (11/22/2022)
	19		Florida (01/10/2023)
	19		Kansas City (11/09/2022)
FIELD GOAL ATTEMPTS	48		Florida (01/10/2023)
	48		vs Kansas St. (N) (11/23/2022)
FIELD GOAL PERCENTAGE	.259	(14-54)	vs Akron (N) (11/22/2022)
	.328	(19-58)	Kansas City (11/09/2022)
3 PT FG MADE	4		at Texas A&M (01/07/2023)
	4		Arkansas (12/28/2022)
	4		ETSU (12/21/2022)
	4		vs Kansas St. (N) (11/23/2022)
	4		Kansas City (11/09/2022)
3 PT FG ATTEMPTS	15		N.C. Central (12/13/2022)
	15		vs Kansas St. (N) (11/23/2022)
3 PT FG PERCENTAGE	.160	(4-25)	Arkansas (12/28/2022)
	.160	(4-25)	Kansas City (11/09/2022)
FREE THROWS MADE	2		N.C. Central (12/13/2022)
	3		Arkansas St. (11/12/2022)
FREE THROW ATTEMPTS	4		Arkansas St. (11/12/2022)
	8		N.C. Central (12/13/2022)
FREE THROW PERCENTAGE	.250	(2-8)	N.C. Central (12/13/2022)
	.450	(9-20)	New Orleans (11/17/2022)
REBOUNDS	25		vs Illinois St. (N) (11/21/2022)
	28		Winthrop (12/17/2022)
ASSISTS	7		Arkansas (12/28/2022)
	8		UT Arlington (12/02/2022)
	8		vs Akron (N) (11/22/2022)
STEALS	2		at Kentucky (01/03/2023)
	3		New Orleans (11/17/2022)
BLOCKED SHOTS	1		at Texas A&M (01/07/2023)
	1		N.C. Central (12/13/2022)
	1		vs Wake Forest (N) (12/10/2022)
	1		Wofford (11/27/2022)
	1		vs Kansas St. (N) (11/23/2022)
	1		vs Akron (N) (11/22/2022)
	1		New Orleans (11/17/2022)
	1		Kansas City (11/09/2022)
TURNOVERS	6		at Kentucky (01/03/2023)
	8		at Alabama (01/14/2023)
FOULS	11		at Kentucky (01/03/2023)
	14		Arkansas (12/28/2022)
	14		vs Akron (N) (11/22/2022)



2022-23 LSU Men's Basketball
Player Highs Analysis
All games

Page 1/4
as of Jan 19, 2023

LSU - Individual Game Highs

POINTS	35		KJ Williams vs Wake Forest (N) (12/10/2022)
	33		KJ Williams vs Illinois St. (N) (11/21/2022)
	28		KJ Williams vs ETSU (12/21/2022)
	26		Adam Miller vs Wofford (11/27/2022)
	26		Adam Miller vs Arkansas St. (11/12/2022)
FIELD GOALS MADE	14		KJ Williams vs Wake Forest (N) (12/10/2022)
	13		KJ Williams vs Illinois St. (N) (11/21/2022)
FIELD GOAL ATTEMPTS	21		KJ Williams vs Wake Forest (N) (12/10/2022)
	20		KJ Williams vs Florida (01/10/2023)
FIELD GOAL PERCENTAGE (min 5 made)	.833	(5-6)	Trae Hannibal at Kentucky (01/03/2023)
	.727	(8-11)	Cam Hayes vs Winthrop (12/17/2022)
3 PT FG MADE	7		KJ Williams vs Wake Forest (N) (12/10/2022)
	6		Adam Miller vs Wofford (11/27/2022)
3 PT FG ATTEMPTS	13		Adam Miller at Kentucky (01/03/2023)
	10		Adam Miller vs Winthrop (12/17/2022)
3 PT FG PERCENTAGE (min 2 made)	1.000	(2-2)	Adam Miller at Alabama (01/14/2023)
	.778	(7-9)	KJ Williams vs Wake Forest (N) (12/10/2022)
FREE THROWS MADE	10		Trae Hannibal vs Auburn (01/18/2023)
	9		Derek Fountain at Alabama (01/14/2023)
FREE THROW ATTEMPTS	12		Trae Hannibal vs Auburn (01/18/2023)
	10		Derek Fountain at Alabama (01/14/2023)
FREE THROW PERCENTAGE (min 3 made)	1.000	(8-8)	Adam Miller vs Illinois St. (N) (11/21/2022)
	1.000	(6-6)	Justice Williams at Alabama (01/14/2023)
	1.000	(6-6)	KJ Williams at Texas A&M (01/07/2023)
	1.000	(6-6)	KJ Williams vs Illinois St. (N) (11/21/2022)
	1.000	(6-6)	Derek Fountain vs New Orleans (11/17/2022)
	1.000	(4-4)	Trae Hannibal vs Wofford (11/27/2022)
	1.000	(4-4)	Justice Hill vs Akron (N) (11/22/2022)
	1.000	(4-4)	Shawn Phillips Jr. vs New Orleans (11/17/2022)
	1.000	(4-4)	Adam Miller vs Arkansas St. (11/12/2022)
	1.000	(3-3)	KJ Williams at Kentucky (01/03/2023)
	1.000	(3-3)	Cam Hayes at Kentucky (01/03/2023)
	1.000	(3-3)	Trae Hannibal vs ETSU (12/21/2022)
	1.000	(3-3)	Derek Fountain vs ETSU (12/21/2022)
	1.000	(3-3)	Adam Miller vs ETSU (12/21/2022)
	1.000	(3-3)	KJ Williams vs N.C. Central (12/13/2022)
	1.000	(3-3)	Kendal Coleman vs Wofford (11/27/2022)
REBOUNDS	14		Derek Fountain vs N.C. Central (12/13/2022)
	14		KJ Williams vs Kansas City (11/09/2022)
ASSISTS	7		Justice Hill vs Kansas City (11/09/2022)
	6		Justice Hill vs Florida (01/10/2023)
	6		Trae Hannibal vs Winthrop (12/17/2022)
	6		Justice Hill vs Wake Forest (N) (12/10/2022)
	6		Cam Hayes vs Wake Forest (N) (12/10/2022)
STEALS	7		Derek Fountain vs New Orleans (11/17/2022)
	5		Justice Hill at Texas A&M (01/07/2023)
BLOCKED SHOTS	3		KJ Williams vs Kansas City (11/09/2022)
	2		KJ Williams vs Auburn (01/18/2023)
	2		Kendal Coleman vs Winthrop (12/17/2022)
	2		Derek Fountain vs N.C. Central (12/13/2022)
	2		KJ Williams vs N.C. Central (12/13/2022)
	2		Derek Fountain vs Akron (N) (11/22/2022)
	2		Kendal Coleman vs New Orleans (11/17/2022)



2022-23 LSU Men's Basketball
Player Highs Analysis
All games

Page 2/4
as of Jan 19, 2023

LSU - Individual Game Highs

TURNOVERS	6	Adam Miller vs Akron (N) (11/22/2022)
	5	Justice Hill at Texas A&M (01/07/2023)
	5	Cam Hayes vs Illinois St. (N) (11/21/2022)
FOULS	5	Derek Fountain vs Florida (01/10/2023)
	5	Derek Fountain at Texas A&M (01/07/2023)
	5	Derek Fountain vs Wofford (11/27/2022)

Box Scores



Official Basketball Box Score - Final
Kansas City at LSU
11/09/22 Maravich Assembly Center, Baton Rouge
2022-23 Men's Basketball

Game Time: 7:00 PM
Game Duration: 2:08
Attendance: 9,338

Officials: Terry Oglesby, Jeffery Anderson, Landon Brandes

Kansas City - 63

Record: 0-2

NO. Name	Min	FG M-A	3P M-A	FT M-A	Rebounds OR DR TOT	Fouls PF FD	TP	AS	TO	ST	Blocks BS BA	+/-
10. Precious Idaru	F 18:21	1-6	0-4	0-0	2 3 5	0 0	2	0	1	0	1 0	-14
23. Allen David Mukeba	F 36:58	3-11	1-4	0-0	1 2 3	2 1	7	1	4	1	0 1	-5
32. Jeff Ngandu	F 06:57	1-1	0-0	2-3	0 0 0	4 2	4	0	0	0	0 0	-10
5. Shemari Allen	G 37:48	6-15	2-4	5-8	1 5 6	3 7	19	4	1	3	0 3	-12
21. RayQuandis Mitchell	G 38:11	4-12	1-6	6-7	1 5 6	1 6	15	5	3	0	0 0	-11
12. Promise Idaru	31:33	4-8	0-2	1-2	3 7 10	5 3	9	1	4	1	0 0	-1
25. Tyler Andrews	21:41	0-4	0-4	5-5	1 2 3	3 3	5	1	1	1	0 0	1
33. Jevin Sullivan	02:33	0-1	0-1	0-0	0 1 1	0 0	0	0	0	0	0 0	-4
2. Babacar Diallo	01:19	0-0	0-0	0-0	0 0 0	0 0	0	0	0	0	0 0	1
1. Sam Martin	04:39	0-0	0-0	2-2	0 1 1	2 1	2	0	0	0	0 0	0
Team					2 1 3	0	0	2				
Totals		19-58	4-25	21-27	11 27 38	20 23 63	12	16	6	1	4	-11

Technical Fouls: NONE

LSU - 74

Record: 1-0

NO.	Name	Min	FG M-A	3P M-A	FT M-A	Rebounds OR DR TOT	Fouls PF FD	TP	AS	TO	ST	Blocks BS BA	+/-
5	Mwani Wilkinson	F 22:12	3-7	3-4	0-0	1 0 1	4 0	9	2	1	2	0	6
12	KJ Williams	F 38:05	5-13	0-2	3-4	6 8 14	3 3	13	0	4	1	3	13
13	Jalen Reed	F 22:54	1-4	0-1	1-1	1 2 3	3 3	3	1	1	0	1	5
3	Justice Hill	G 30:47	4-9	1-5	4-5	1 3 4	3 4	13	7	3	4	0	15
44	Adam Miller	G 34:07	6-14	4-9	2-2	0 3 3	0 3	18	2	1	2	0	11
20	Derek Fountain	11:13	1-1	0-0	2-2	0 3 3	3 1 4	0	0	1	1	0	5
0	Trae Hannibal	18:37	1-3	0-0	5-9	2 6 8	3 5	7	2	2	1	0	5
4	Kendal Coleman	05:25	0-1	0-0	0-0	0 2 2	0 0	0	0	0	0	0	4
11	Justice Williams	12:12	3-4	0-0	1-3	1 3 4	1 1	7	2	2	0	0	-1
1	Cam Hayes	02:05	0-0	0-0	0-0	0 0 0	1 0	0	0	0	0	0	-3
34	Shawn Phillips	02:23	0-1	0-0	0-0	0 0 0	2 0	0	0	0	0	0	-5
Team						1 2 3	0	0	0				
Totals			24-57	8-21	18-26	13 32 45	23 20	74	16	15	11	4	1 11

Technical Fouls: NONE

	UKC	LSU
Biggest lead	0 (1 st 20:00)	16 (2 nd 12:03)
Best Scoring Run	7 (1 st 1:46)	6 (1 st 17:34)
Lead Changes	0	0
Times Tied	0	0
Time with Lead	00:00	38:56

Points from	UKC	LSU
Turnovers	17	18
Paint	26	28
Second Chance	9	6
Fast Breaks	7	21
Bench	16	18

Period by Period Scoring	1st	2nd	TOT
UKC	34	29	63
LSU	41	33	74



Official Basketball Box Score - Final
New Orleans at LSU
11/17/22 Maravich Assembly Center, Baton Rouge
2022-23 Men's Basketball

Game Time: 7:00 PM
Game Duration: 2:22
Attendance: 9,224

Officials: Steven Anderson, Robert Fuller, R.J. Olyburn

New Orleans - 62

Record: 1-2

NO.	Name	Min	FG MA	3P MA	FT MA	Rebounds OR DR TOT	Fouls PF FD	TP	AS	TO	ST	Blocks BS BA	+/-
5	Tyson Jackson	F 33:30	5-9	0-1	4-11	0 2 2	3 9	14	1	4	1	0 0	-21
11	Simeon Kirkland	F 22:26	3-6	0-0	0-2	1 1 2	5 6	6	3	1	0	0 0	-12
13	Jamond Vincent	G 14:41	0-2	0-1	0-0	0 0 0	0 0	1	1	0	0	0 0	-22
20	Khalel Wilson-Rouse	G 33:02	7-15	5-9	2-2	1 7 8	2 2	21	2	3	1	0 1	-18
23	Preston Murphy Jr.	G 30:18	1-4	0-2	0-0	0 1 1	1 0	2	3	2	0	0 1	-16
0	Daniel Sackey	11:14	0-0	0-0	0-0	0 1 1	1 0	0	1	2	0	0 0	-18
2	Kmani Doughty	19:41	4-8	1-2	0-0	1 3 4	2 1	9	1	4	1	1 1	-11
3	D'Ante Bell	16:50	2-4	0-0	2-3	2 2 4	2 3	6	0	4	0	0 0	-11
22	Darius Washington	03:37	0-0	0-0	0-0	0 1 1	1 0	0	0	0	0	0 0	-5
4	Omarion Henry	03:16	0-0	0-0	0-0	0 0 0	0 0	2	0	0	1	0 0	-7
12	Spencer Simes	02:28	0-0	0-0	0-0	0 0 0	0 0	0	1	0	0	0 0	-2
10	Marquez Cooper	08:57	1-2	1-2	1-2	1 1 2	2 2	4	0	0	0	0 0	-2
Team						3 1 4	0	0	0	0			
Totals			23-50	7-17	9-20	9 20 29	21 23	62	12	23	3	1 3	-29

Technical Fouls: NONE

LSU - 91

Record: 3-0

NO. Name		Min	FG M-A	3P M-A	FT M-A	Rebounds OR DR TOT	Fouls PF FD	TP	AS	TO	ST	Blocks BS BA	
5 Mwani Wilkinson	F	17:48	2-4	2-4	0-0	0 0 0	3 0	6	1	0	0	0	1
12 KJ Williams	F	19:07	3-5	1-2	0-0	1 3 4	2 0	7	0	3	3	0	0
13 Jalen Reed	F	20:51	3-3	0-0	2-4	2 4 6	4 3	8	0	1	1	0	1
3 Justice Hill	G	26:08	4-9	3-5	1-2	1 1 2	1 2	12	5	2	3	0	1
44 Adam Miller	G	22:42	2-8	1-7	2-2	0 2 2	1 2	7	1	1	1	0	1
20 Derek Fountain		17:18	4-5	1-1	6-6	3 5 8	1 7	15	2	1	7	0	2
0 Trae Hannibal		16:35	2-7	0-0	3-5	1 1 2	1 3	7	0	2	0	0	0
11 Justice Williams		07:55	2-4	0-1	1-2	0 0 0	0 1	5	1	1	0	0	0
4 Kendal Coleman		17:12	2-2	0-0	0-1	2 5 7	3 1	4	0	1	2	2	0
1 Cam Hayes		16:21	5-7	3-5	0-0	0 0 0	1 0	13	1	0	1	0	1
34 Shawn Phillips		04:18	0-0	0-0	4-4	0 1 1	4 2	4	1	1	0	0	-
15 Tyrell Ward		10:24	1-3	1-2	0-0	0 0 0	2 0	3	0	0	0	0	0
10 Brandon Egemo		01:07	0-0	0-0	0-0	0 1 1	0 0	0	0	0	0	0	0
25 Adam Benhayoune		01:07	0-0	0-0	0-0	0 0 0	0 0	0	0	0	0	0	0
30 Parker Edwards		01:07	0-1	0-1	0-0	0 0 0	0 0	0	0	0	0	0	0
Team						2 1 3	0	0	0	0	0	0	
Totals			30-58	12-28	19-26	12 24 36	23 21	91	14	14	17	3	1

Technical Fouls: NONE

	UNO	LSU
Biggest lead	4 (1 st 18:29)	34 (2 nd 6:07)
Best Scoring Run	7 (2 nd 2:53)	14 (1 st 5:15)
Lead Changes	1	0
Times Tied	1	0
Time with Lead	02:31	36:41

Points from	UNO	LSU
Turnovers	7	22
Paint	26	32
Second Chance	13	14
Fast Breaks	4	15
Bench	19	51

Period by Period Scoring	1st	2nd	TOT
UNO	25	37	62
LSU	47	44	91



Official Basketball Box Score - Final
Arkansas St. at LSU
11/12/22 Maravich Assembly Center, Baton Rouge
2022-23 Men's Basketball

Game Time: 5:00 PM
Game Duration: 1:51
Attendance: 9,011

Officials: Doug Shows, Marques Pettigrew, Shaun Seales

Arkansas St. - 52

Record: 1-1

NO. Name	Min	FG	3P	FT	Rebounds	Fouls	TP	AS	TO	ST	Blocks	+/-
		M-A	M-A	M-A	OR DR TOT	PF FD					BS BA	
1 Markiese Davis	F 34:02	3-9	3-8	0-0	0 7 7	3 1	9	0	1	1	0 0	-10
22 Omar El-Sheikh	F 27:52	7-12	1-1	2-3	3 5 8	1 3	17	0	5	2	0 1	-13
35 Izayah Nelson	F 25:30	3-5	0-0	1-1	3 4 7	3 1	7	0	2	1	0 1	-6
0 Caleb Fields	G 33:06	3-5	0-1	0-0	0 2 2	1 3	6	4	4	0	0 1	-6
2 Avery Fells	G 35:17	3-10	1-7	0-0	2 3 5	2 1	7	3	1	1	0 0	-4
4 Alaeddine Boutayeb	07:13	0-0	0-0	0-0	1 1 0	0 0	0	0	0	2	0 3	3
11 Terrance Ford Jr.	25:39	2-12	0-6	0-0	0 2 2	4 2	4	2	1	1	0 0	-5
23 Julian Lual	09:30	1-4	0-2	0-0	1 0 1	1 0	2	0	0	1	0 0	-1
50 Antwon Jackson	01:51	0-0	0-0	0-0	0 1 0	0 0	0	0	0	0	0 0	-3
Team					1 0 1	0	0	2				
Totals		22-57	5-25	3-4	10 25 35	16 11	52	9	16	7	2 3	-9
1st FG 3PT 11-27 40.7% 3PT% 2-11 18.2% 2nd FG 3PT 11-30 36.4% 3PT% 1-1 100% 3rd FG 3PT 11-30 36.4% 3PT% 1-1 100% 4th FG 3PT 2-5 40.0% 3PT% 0-0 0.0% 5th FG 3PT 5-25 20.0% 3PT% 3-4 75.0% Final Ball Rebounds: 0-3												

Technical Fouls: Coach 2nd 15:48

LSU - 61

Record: 2-0

NO.	Name	Min	FG		3P		FT		OR		DR		Fouls		TP	AS	TO	ST	Blocks		+/-																				
			M	A	M	A	M	A	M	A	M	A	M	A					BS	BA																					
Shooting By Period																																									
1st	FG%	11-26	42.3%																																						
	3PT%	4-9	44.4%																																						
	FT%	5-6	83.3%																																						
2nd	FG%	9-25	36.0%																																						
	3PT%	4-11	36.4%																																						
	FT%	8-10	80.0%																																						
GM FG%																							20-51	39.2%																	
	3PT%	8-20	40.0%																																						
	FT%	13-16	81.2%																																						
Dead Ball Rebounds: 1.0																																									
5	Mwani Wilkinson	F 20:27	0-1	0-1	0-0	0	2	6	1	1	0	2	1	0	1	0	1	0	12																						
12	KJ Williams	F 23:43	6-12	3-5	0-0	2	6	4	2	0	15	1	1	1	1	0	0	8																							
13	Jalen Reed	F 22:30	0-3	0-0	5-6	1	2	3	2	3	5	0	2	1	0	1	0	15																							
3	Justice Hill	G 30:45	5-13	1-4	0-1	1	3	4	0	3	11	3	1	0	0	0	0	8																							
44	Adam Miller	G 39:03	9-15	4-9	4-4	0	3	3	1	3	26	1	0	0	0	0	1	7																							
0	Trae Hannibal	22:04	0-4	0-0	4-5	1	3	5	2	4	4	2	3	3	0	0	0	1																							
20	Derek Fountain	18:57	0-1	0-0	0-0	2	3	5	1	0	0	2	2	0	0	0	0	0																							
4	Kendal Coleman	07:30	0-1	0-0	0-0	1	1	2	1	0	0	0	0	0	0	0	1	-2																							
11	Justice Williams	09:15	0-0	0-0	0-0	0	0	0	1	1	0	0	0	0	0	0	0	1																							
15	Tyrell Ward	04:00	0-1	0-1	0-0	0	0	0	0	0	0	0	0	0	0	0	0	-3																							
34	Shawn Phillips	01:46	0-0	0-0	0-0	0	1	1	0	0	0	0	1	0	0	0	0	-2																							
Team			0 1 1																																						
Totals			20-51		8-20		13-16		8 26 34		11 15		61		9 13		6 3		2 9																						

Technical Fouls: NONE

	ASU	LSU
Biggest lead	1 (1 st 13:49)	13 (2 nd 2:50)
Best Scoring Run	7 (2 nd 13:11)	11 (2 nd 2:50)
Lead Changes	2	0
Times Tied	0	0
Time with Lead	01:02	38:29

Points from	ASU	LSU
Turnovers	16	23
Paint	30	18
Second Chance	12	5
Fast Breaks	7	2
Bench	6	4

Period by Period Scoring	1st	2nd	TOT
ASU	26	26	52
LSU	31	30	61



Official Basketball Box Score - Final
Illinois St. at LSU
11/12/22 John Gray Gymnasium, George Town, Cayman Islands
2022-23 Men's Basketball

Game Time: 11:00 AM
Game Duration: 2:06

Officials: Doug Shows, Eric Curry, Bobby Daw

Illinois St. - 61

Record: 2-3

NO. Name	Min	FG M-A	3P M-A	FT M-A	Rebounds OR DR TOT	F
----------	-----	-----------	-----------	-----------	-----------------------	---

Box Scores



Official Basketball Box Score - Final
LSU at Akron
11/22/22 John Gray Gymnasium, George Town, Cayman Islands
2022-23 Men's Basketball

Game Time: 1:30 PM
Game Duration: 2:04

Officials: John Gaffney, Doug Shows, Matt Potter

LSU - 73													Record: 5-0
NO.	Name	Min	FG M-A	3P M-A	FT M-A	Rebounds OR DR TOT	Fouls PF FD	TP	AS	TO	ST	Blocks BS BA	+/-
5	Mwani Wilkinson	F 10:13	1-1	0-0	0-0	1 1 2	3 0	2	1	0	0	0	9
12	KJ Williams	F 30:59	6-13	2-4	5-6	2 3 5	3 4	19	0	0	3	1	16
13	Jalen Reed	F 19:21	1-3	1-1	0-0	0 4 4	0 1	3	1	0	0	0	6
3	Justice Hill	G 25:43	5-11	0-3	4-4	0 2 2	2 2	14	3	0	0	0	1
44	Adam Miller	G 38:37	9-15	5-9	0-0	0 2 2	4 0	23	2	6	0	0	16
20	Derek Fountain	20:39	2-3	0-0	1-1	2 1 3	4 1	5	1	1	1	2	9
0	Trae Hannibal	22:57	0-1	0-0	0-0	0 5 5	2 1	0	3	1	2	0	8
1	Cam Hayes	16:31	1-3	1-1	4-5	0 1 1	2 4	7	3	1	1	0	5
4	Kendal Coleman	09:01	0-1	0-0	0-0	0 0 0	3 0	0	0	0	1	0	-1
15	Tyrell Ward	05:59	0-1	0-1	0-0	0 1 1	0 0	0	0	1	0	0	3
Team						3 3 6				0	1		
Totals			25-52	9-19	14-16	8 23 31	23 13	74	14	10	9	3	15

Technical Fouls:Miller 1st10:04Hill 2nd14:54Fountain 2nd2:42

Akron - 58													Record: 3-2
NO.	Name	Min	FG M-A	3P M-A	FT M-A	Rebounds OR DR TOT	Fouls PF FD	TP	AS	TO	ST	Blocks BS BA	+/-
11	Sammy Hunter	F 27:09	4-14	3-11	2-2	1 0 1	0 1	13	0	0	1	0	-6
25	Enrique Freeman	F 34:00	1-6	0-0	1-4	5 5 10	1 6	3	2	1	0	1	-11
2	Greg Tribble	G 29:44	0-3	0-0	3-4	1 3 4	5 5	3	0	3	0	0	-8
4	Trendon Hankerson	G 22:11	0-2	0-1	2-2	1 1 2	4 1	2	1	1	0	0	-8
13	Xavier Castaneda	G 36:06	6-16	4-9	12-16	1 5 6	0 6	28	4	3	1	0	-3
1	Gavin Clarke	17:03	1-6	0-3	0-0	1 0 1	1 1	2	1	1	0	0	-20
34	Nate Johnson	20:20	0-2	0-0	0-0	5 2 7	0 0	0	0	2	0	0	-10
0	Amani Lyles	02:34	1-2	0-0	0-0	0 0 0	0 0	2	0	0	0	0	-9
5	Tavari Johnson	10:53	1-3	1-1	2-2	0 0 0	3 1	5	0	2	2	0	0
Team						4 1 5				0	1		
Totals			14-54	8-25	22-30	19 17 36	14 21	58	8	14	4	1	3

Technical Fouls:Hankerson 1st10:04

Shooting By Period													1 st FG% 9-24 37.5%
													3PT% 5-16 31.3%
													FT% 12-15 80%
													2 nd FG% 5-25 20.0%
													3PT% 3-9 33.3%
													FT% 10-15 66.7%
													GM FG% 14-54 25.9%
													3PT% 8-25 32.0%
													FT% 22-30 73.3%
													Dead Ball Rebounds: 6, 1

Biggest lead		LSU	AKR
Best Scoring Run		15 (2 nd 2:19)	8 (1 st 4:21)
Lead Changes		8	6 (1 st 14:25) 8 (1 st 7:53)
Times Tied		5	
Time with Lead		25:58	09:54
Points from Turnovers		13	14
Paint		22	10
Second Chance		8	9
Fast Breaks		4	2
Bench		12	9
Period by Period Scoring		1st 2nd TOT	
		LSU	33 40 73
		AKR	35 23 58



Official Basketball Box Score - Final
Wofford at LSU
11/27/22 Maravich Assembly Center, Baton Rouge
2022-23 Men's Basketball

Game Time: 2:00 PM
Game Duration: 2:00
Attendance: 8,428

Officials: Tony Greene, Jeb Harless, Hunter Allen

Wofford - 75													Record: 4-3
NO.	Name	Min	FG M-A	3P M-A	FT M-A	Rebounds OR DR TOT	Fouls PF FD	TP	AS	TO	ST	Blocks BS BA	+/-
11	Amari Tice	F 24:17	1-4	1-4	0-0	2 5 7	2 0	3	0	3	0	0	6
25	Messiah Jones	F 25:32	2-4	0-1	1-2	1 3 4	4 4	5	2	1	2	0	0
33	B.J. Mack	C 31:10	7-14	2-7	2-2	3 6 9	4 2	18	4	2	1	1	0
1	Jackson Paveletzke	G 35:29	7-10	1-2	4-4	1 2 3	2 3	19	5	3	1	0	-1
10	Corey Tripp	G 34:13	5-9	3-5	1-1	1 1 2	2 1	14	1	3	0	0	1
14	Kyler Filwich	05:06	0-0	0-0	0-0	1 0 1	0 1	0	0	0	0	0	-8
12	Carson McCorkle	29:08	4-12	3-9	0-0	0 2 2	3 0	11	0	0	1	0	-1
0	Jackson Silvills	07:29	0-2	0-2	0-0	0 0 0	0 1	0	0	0	0	0	-5
13	Adam Silas	07:36	2-3	1-1	0-0	0 1 1	0 0	5	0	1	0	0	-10
Team						0 1 1				0	0		
Totals			28-58	11-31	8-9	9 21 30	17 12	75	12	13	5	1	2

Technical Fouls:Jones 2nd11:50

Shooting By Period													1 st FG% 12-27 44.4%
													3PT% 6-15 40.0%
													FT% 3-3 100%
													2 nd FG% 16-31 51.6%
													3PT% 5-16 31.3%
													FT% 5-6 83.3%
													GM FG% 28-58 48.3%
													3PT% 11-31 35.5%
													FT% 8-9 88.9%
													Dead Ball Rebounds: 0, 0

Biggest lead		WOF	LSU
Best Scoring Run		5 (2 nd 4:26)	7 (1 st 4:23)
Lead Changes		10 (1 st 2:00)	10 (2 nd 19:50)
Times Tied		8	
Time with Lead		12:44	22:12
Points from Turnovers		15	12
Paint		30	34
Second Chance		14	6
Fast Breaks		12	17
Bench		16	24
Period by Period Scoring		1st 2nd TOT	
		WOF	33 42 75
		LSU	37 41 78



Official Basketball Box Score - Final
LSU at Kansas St.
11/23/22 John Gray Gymnasium, George Town, Cayman Islands
2022-23 Men's Basketball

Game Time: 7:30 PM
Game Duration: 2:08
Attendance: 2,400

Officials: Jeff Anderson, John Higgins, Doug Shows

LSU - 59													Record: 5-1		
NO.	Name	Min	FG M-A	3P M-A	FT M-A	Rebounds OR DR TOT	Fouls PF FD	TP	AS	TO	ST	Blocks BS BA	+/-		
5	Mwani Wilkinson	F 11:58	1-2	1-1	0-0	0 3 3	4 0	3	0	2	1	0	8		
12	KJ Williams	F 35:38	8-13	0-1	1-2	5 5 10	3 2	17	1	2	1	1	-1		
13	Jalen Reed	F 23:31	2-3	0-1	2-2	0 0 0	3 4	6	2	3	0	1	3		
3	Justice Hill	G 35:38	4-15	2-6	2-6	1 1 2	1 5	12	2	4	2	0	0		
44	Adam Miller	G 29:56	4-12	2-8	1-2	0 2 2	3 1	11	1	1	0	0	-6		
20	Derek Fountain	13:32	1-2	0-0	1-2	0 1 1	1 3	3	0	1	0	0	-4		
0	Trae Hannibal	28:09	1-1	0-0	0-0	0 5 5	2 0	2	4	1	4	0	-8		
1	Cam Hayes	12:45	1-2	1-1	0-0	0 2 2	2 0	3	0	3	0	0	-3		
4	Kendal Coleman	04:22	0-1	0-0	0-0	1 1 2	0 0	0	0	0	0	1	-1		
15	Tyrell Ward	04:31	1-2	0-1	0-0	2 0 2	1 0	2	0	0	1	0	2		
Team						0 1 1		0		0					
Totals			23-53	6-19	7-14	9 21 30	22 15	59	10	17	9	3	1		

Technical Fouls:Miller 1st11:32

Shooting By Period													1 st FG% 16-34 47.1%
													3PT% 5-10 50.0%
													FT% 4-10 40%
													2 nd FG% 7-19 36.8%
													3PT% 1-9 11.1%
													FT% 3-4 75%
													GM FG% 23-53 43.4%
													3PT% 6-19 31.6%
													FT% 7-14 50.0%

Dead Ball Rebounds: 5

Box Scores



Official Basketball Box Score - Final

Wake Forest at LSU
12/10/22 State Farm Arena, Atlanta
2022-23 Men's Basketball

Game Time: 2:01 PM
Game Duration: 1:57

Officials: Tony Greene, Steve Anderson, Mike Roberts

Wake Forest - 70

Record: 7-3

NO.	Name	Min	FG	3P	FT	Rebounds	Fouls	TP	AS	TO	ST	Blocks	+/-
			M-A	M-A	M-A	OR DR TOT	PF FD					BS BA	
11	Andrew Carr	F 16:36	2-2	0-0	1-1	0 2 2	5 2	5	0	4	0	1 0	18
25	Zach Keller	F 13:22	0-3	0-2	0-0	0 2 2	2 0	0	0	0	1	0 0	-12
1	Tyree Appleby	G 37:29	11-13	2-4	2-3	0 1 1	2 2	26	6	3	1	0 0	0
2	Cameron Hinketh	G 37:59	4-11	1-3	3-3	0 8 8	2 4	12	4	4	0	0 0	0
30	Daman Monsanto	G 22:43	2-10	2-10	0-0	0 1 1	0 0	6	1	1	1	0 0	-5
4	Daivien Williams	24:14	1-5	0-3	2-2	0 1 1	0 1	4	0	1	1	0 0	-5
33	Matthew Marsh	24:07	6-6	0-0	1-4	1 10 11	1 4	13	0	0	1	0 0	12
10	Jao Ituka	02:31	1-2	0-0	0-0	1 1 2	0 2	2	0	0	0	0 1	-2
20	Davion Bradford	02:31	0-0	0-0	0-0	2 0 2	2 0	0	0	2	0	0 0	-2
34	Bobbi Klintman	18:28	1-3	0-2	0-0	2 1 3	1 0	2	0	0	0	0 0	-14
Team			2 2 4		0 0		0 0		0 0		0 0		
Totals			28-55	5-24	9-13	8 29 37	15 15	70	11	15	5	1 1	-2

Technical Fouls: NONE

Shooting By Period		
1st FG%	16-30	53.3%
3PT%	5-16	31.2%
FT%	4-7	57.1%
2nd FG%	12-25	48.0%
3PT%	0-8	0.0%
FT%	5-6	83.3%
GM FG%	28-55	50.9%
3PT%	5-24	20.8%
FT%	9-13	69.2%

Dead Ball Rebounds: 2, 0

LSU - 72

Record: 8-1

NO.	Name	Min	FG	3P	FT	Rebounds	Fouls	TP	AS	TO	ST	Blocks	+/-
			M-A	M-A	M-A	OR DR TOT	PF FD					BS BA	
15	Mwani Wilkinson	F 10:29	0-4	0-2	0-0	0 1 1	0 0	0	1	0	2	0 0	-9
12	KJ Williams	F 36:33	14-21	7-9	0-2	4 6 10	3 2	35	1	2	1	1 0	8
20	Derek Fountain	F 29:45	4-5	0-0	3-6	3 2 5	1 7	11	0	2	4	0 0	-13
3	Justice Hill	G 24:21	2-6	0-0	0-0	0 1 1	1 0	4	6	0	0	0 0	5
44	Adam Miller	G 36:36	1-10	1-6	0-0	0 0 0	1 1	0	3	1	2	0 0	-1
0	Trae Hannibal	04:20	0-2	0-0	0-0	0 0 0	1 0	0	0	0	0	0 0	-6
1	Cam Hayes	27:45	5-10	2-6	1-1	1 4 5	3 2	13	6	1	0	1 0	14
13	Jalen Reed	09:21	0-0	0-0	1-4	0 0 0	1 2	1	0	0	0	0 0	-8
4	Kendall Coleman	03:27	0-0	0-0	0-0	0 0 0	2 0	0	0	0	0	0 0	-6
11	Justice Williams	17:23	2-6	0-3	1-2	0 1 1	2 2	5	2	1	1	0 0	10
Team			1 5 6		0 0		0 0		0 0		0 0		
Totals			28-64	10-26	6-15	9 21 30	15 15	72	17	7	9	1 1	2

Technical Fouls: NONE

Shooting By Period		
1st FG%	13-33	39.4%
3PT%	4-9	44.4%
FT%	3-7	42.9%
2nd FG%	15-31	48.4%
3PT%	6-17	35.3%
FT%	3-8	37.5%
GM FG%	28-64	43.8%
3PT%	10-26	38.5%
FT%	6-15	40.0%

Dead Ball Rebounds: 7, 0

	WFU	LSU	Points from		WFU	LSU	Period by Period Scoring		
Biggest lead	20 (1 st 4:16)	5 (1 st 18:13)	Turnovers	11	21		1st	2nd	TOT
Best Scoring Run	17 (1 st 13:10)	11 (1 st 0:39)	Paint	44	32				
Lead Changes	8		Second Chance	7	14	WFU	41	29	70
Times Tied	6		Fast Breaks	17	8				
Time with Lead	23:25	12:16	Bench	21	19	LSU	33	39	72



Official Basketball Box Score - Final

N.C. Central at LSU
12/13/22 Maravich Assembly Center, Baton Rouge
2022-23 Men's Basketball

Game Time: 6:00 PM
Game Duration: 1:53
Attendance: 6,212

Officials: Don Daly, Brian Dorsey, Wesley Ford

N.C. Central - 57

Record: 5-6

NO.	Name	Min	FG	3P	FT	Rebounds	Fouls	TP	AS	TO	ST	Blocks	+/-
			M-A	M-A	M-A	OR DR TOT	PF FD					BS BA	
2	Kris Monroe	F 16:07	2-4	1-2	0-0	0 2 2	5 0	5	0	1	0	0 0	6
35	Brendan Medley-Bacon	C 36:07	5-6	0-0	0-0	0 2 2	4 1	10	0	3	0	0 1	-7
5	Justin Wright	G 34:37	6-14	1-3	1-2	0 4 4	2 1	14	0	4	0	1 1	-9
11	Marque Maultsby	G 19:27	3-8	2-4	1-2	0 2 2	1 3	9	0	1	1	0 1	-2
21	Eric Boone	G 30:00	1-6	0-1	0-0	1 5 6	2 0	2	8	1	2	0 1	-8
44	Dan Oladapo	22:38	1-5	0-0	0-4	3 2 5	2 3	2	0	1	0	0 1	-22
0	Fred Cleveland Jr.	10:25	1-2	1-1	0-0	0 1 1	0 0	3	0	1	0	0 0	-2
1	Ja'Darius Harris	04:58	1-3	0-0	0-0	0 1 1	0 0	2	1	2	0	0 0	-1
23	Cameron Butler	02:49	0-0	0-0	0-0	0 0 0	0 0	0	0	0	0	0 0	0
52	Devon Butts	20:33	4-7	2-4	0-0	0 4 4	0 1	10	1	0	3	0 0	-8
24	Nicolas Fennell	02:19	0-0	0-0	0-0	0 2 2	1 0	0	0	0	1	0 0	2
Team			0 2 2		0 0		0 0		0 0		0 0		
Totals			24-55	7-15	2-8	4 27 31	17 9	57	10	14	7	1 5	-10

Technical Fouls: NONE

LSU - 67

Record: 9-1

NO.	Name	Min	FG	3P	FT	Rebounds	Fouls	TP	AS	TO	ST	Blocks	+/-
			M-A	M-A	M-A	OR DR TOT	PF FD					BS BA	
12	KJ Williams	F 31:07	7-13	1-3	3-3	3 9 12	2 2	18	2	2	1	2 0	8
20	Derek Fountain	F 30:27	6-9	0-0	5-9	7 7 14	2 8	17	1	0	1	2 0	11
1	Cam Hayes	G 28:25	6-10	2-5	0-0	0 7 7	0 1	14	2	1	2	0 0	13
3	Justice Hill	G 26:21	3-11	1-5	0-0	0 0 0	0 0	7	4	2	2	0 1	0
44	Adam Miller	G 27:56	0-10	0-8	1-2	0 1 1	3 1	1	2	3	0	0 0	0
11	Justice Williams	16:51	1-4	0-3	0-2	1 0 1	0 2	2	1	0	2	0 0	10
0	Trae Hannibal	16:44	1-3	0-1	2-2	1 1 2	0 2	4	4	3	0	0 0	1
4	Kendall Coleman	06:34	2-2	0-0	0-0	0 1 1	0 0	4	0	0	0	1 0	4
13	Jalen Reed	11:52	0-1	0-0	0-0	1 1 2	2 0	0	0	0	0	0 0	-3
5	Mwani Wilkinson	03:43	0-0	0-0	0-0	0 0 0	0 1	0	0	0	0	0 0	0
Team			2 3 5		0 0		0 0		0 0		0 0		
Totals			26-63	4-25	11-18	15 30 45	9 17	67	16	11	8	5 1	10

Technical Fouls: NONE

	NCC	LSU	Points from		NCC	LSU	Period by Period Scoring			
Biggest lead	3 (1 st 17:24)	14 (1 st 1:09)	Turnovers	14	9		1st	2nd	TOT	
Best Scoring Run	7 (2 nd 18:03)	9 (1 st 3:52)	Paint	26	38	NCC	26	31	57	
Lead Changes	10	3	Second Chance	5	18					
Times Tied	5	7	Fast Breaks	14	9	LSU	40	27	67	
Time with Lead	03:53	31:09	Bench	17	10					



Official Basketball Box Score - Final

Winthrop at LSU
12/17/22 Maravich Assembly Center, Baton Rouge
2022-23 Men's Basketball

Game Time: 6:00 PM
Game Duration: 1:57
Attendance: 9,067

Officials: Bart Lenox, Orlando Potts, Garrick Shannon

Winthrop - 81

Record: 5-7

NO.	Name	Min	FG	3P	FT	Rebounds	Fouls	TP	AS	TO	ST	Blocks	+/-
			M-A	M-A	M-A	OR DR TOT	PF FD					BS BA	
4	Kelton Tallford	F 37:23	11-15	0-0	1-2	2 5 7	1 4	23	1	0	0	2 1	-7
12	Cory Hightower	F 38:52	7-13	7-12	4-4	0 1 1	3 3	25	1	4	1	0 1	-8
0	Sin'Cere McMahon	G 33:18	7-12	3-7	1-0	0 4 4	1 1	18	6	1	2	0 1	-3
1	Toneari Lane	G 27:23	1-5	1-4	0-0	1 2 3	3 0	3	0	2	0	1 1	-2
11	Kasen Fleming	G 37:51	5-10	0-0	1-1	1 5 6	2 3	11	3	3	1	0 1	-8
5	Howard Fleming Jr.	20:11	0-5	0-3	1-4	0 3 3	5 2	1	2	1	1	1 1	-7
23	Michael Moore	02:37	0-0	0-0	0-0	0 0 0	0 0	0	0	0	0	0 0	-1
2	Xavier McKelvy	01:14	0-0	0-0	0-0	0 0 0	0 0	0	0	0	0	0 0	-4
10	Cameron Whiteside	01:11	0-0	0-0	0-0	0 0 0	0 0	0	0	0	0	0 0	0
Team			4 0 4		0 1		0 1		0 1		0 1		
Totals			31-60	11-26	8-12	8 20 28	15 13	81	13	12	5	4 6	-8

Technical Fouls: NONE

Shooting By Period		
1st FG%	15-31	48.4%
3PT%	5-17	29.4%
FT%	4-5	80%
2nd FG%	16-29	55.2%
3PT%	6-9	66.7%
FT%	4-7	57.1%
GM FG%	31-60	51.7%
3PT%	11-26	42.3%
FT%	8-12	66.7%

Dead Ball Rebounds: 2, 0

LSU - 89

Record: 10-1

NO.	Name	Min	FG	3P	FT	Rebounds	Fouls	TP	AS	TO	ST	Blocks	BS	BA	
			M-A	M-A	M-A	OR	DR	TOT	PF	FD					
12	KJ Williams	F 24:31	8-14	2-4	0-0	2	4	6	3	0	18	0	2	1 1	
20	Derek Fountain	F 31:02	4-7	0-1	0-0	2	5	7	4	1	8	2	0	2 1	
1	Cam Hayes	G 30:52	8-11	4-6	5-6	0	1	1	0	5	25	4	1	2 0	
3	Justice Hill	G 26:29	3-7	3-5	0-0	1	2	3	1	1	9	3	1	0 1	
44	Adam Miller	G 32:12	5-15	2-10	2-2	0	3	3	1	1	14	3	2	0 1	
13	Jalen Reed	11:58	1-1	0-0	0-0	1	2	3	0	1	2	0	2	1 0	
0	Trae Hannibal	20:42	2-2	0-0	0-1	1	2	3	2	4	4	6	0	0 0	
4	Kendall Coleman	12:29			0-0	1	4	3	7	2	5	0	1	2 0	
11	Justice Williams	29:45	2-3	0-1	0-1	0	0	0	0	1	4	1	0	0 0	
Team						1	2	2			0	0			
Totals			35-64	11-27	8-12	12	23	35	13	15	89	19	10	6	4 8

Box Scores



Official Basketball Box Score - Final
Arkansas at LSU
12/28/22 Maravich Assembly Center, Baton Rouge
2022-23 Men's Basketball

Game Time: 8:00 PM
Game Duration: 2:09
Attendance: 10,428

Officials: Joe Lindsay, Patrick Evans, Ron Groover

Arkansas - 57

Record: 12-1 (0-1)

NO.	Name	Min	FG	3P	FT	Rebounds	Fouls	TP	AS	TO	ST	Blocks	BS	BA	+/−
			M/A	M/A	M/A	OR DR TOT	PF	FD							
13	Jordan Walsh	F 32:03	6-14	1-8	0-0	3 6 9	4 1	13	0	2	2	2	1	1	1
15	Makhi Mitchell	F 35:54	3-5	0-0	2-3	2 10 12	3 5	8	1	1	0	3	1	-4	
0	Anthony Black	G 40:00	3-8	0-3	1-2	4 4 8	1 2	7	4	2	1	0	1	-3	
1	Ricky Council IV	G 40:00	5-19	1-5	2-5	4 2 6	1 4	13	0	2	3	0	0	-3	
4	Davonte Davis	G 39:52	7-18	2-8	0-0	0 6 6	1 1	16	2	1	2	0	0	-3	
20	Kamari Johnson	07:12	0-0	0-0	0-0	0 0 0	2 0	0	0	0	0	0	0	-3	
11	Jalen Graham	02:39	0-0	0-0	0-0	0 1 1	2 0	0	0	2	0	0	0	-4	
5	Joseph Pinion	02:20	0-1	0-1	0-0	0 0 0	0 0	0	0	0	0	0	0	-4	
Team						0 2 2			0	0					
Totals			24-65	4-25	5-10	13 31 44	14 13	57	7	10	8	5	3	-3	

Shooting By Period	1st	2nd	3rd	4th	FT
1st FG%	9-33	27.3%			
3PT%	0-13	0.0%			
FT%	1-3	33.3%			
2nd FG%	15-32	46.9%			
3PT%	4-12	33.3%			
FT%	4-7	57.1%			
GM FG%	24-65	36.9%			
3PT%	4-25	16.0%			
FT%	5-10	50.0%			
Dead Ball Rebounds:	2	0			

Dead Ball Rebounds: 2, 0

LSU - 60

Record: 12-1 (1-0)

NO.	Name	Min	FG	3P	FT	Rebounds	Fouls	TP	AS	TO	ST	Blocks	BS	BA	+/−
			M/A	M/A	M/A	OR DR TOT	PF	FD							
12	KJ Williams	F 32:37	3-7	2-5	0-0	1 4 5	3 4	8	0	2	2	1	1	1	1
20	Derek Fountain	F 29:19	5-9	0-1	4-5	4 6 10	2 3	14	1	2	2	1	2	8	
1	Cam Hayes	G 27:13	2-7	0-3	0-0	0 5 5	0 0	4	3	0	1	0	0	-7	
3	Justice Hill	G 18:49	1-5	0-3	0-3	0 2 2	1 1	2	1	1	0	0	0	-6	
44	Adam Miller	G 29:03	2-9	1-3	2-2	0 4 4	1 3	7	2	1	0	0	1	-6	
0	Trae Hannibal	22:29	9-14	1-2	0-2	1 5 6	0 2	19	2	1	0	0	0	10	
13	Jalen Reed	10:41	0-5	0-0	0-0	1 1 2	3 3	1	0	0	0	0	0	-1	-5
4	Kendal Coleman	02:49	0-0	0-0	0-0	0 0 0	0 0	0	0	0	0	0	0	0	0
5	Mwani Wilkinson	10:47	1-1	0-0	0-0	0 0 0	2 0	2	0	1	0	1	0	9	
34	Shawn Phillips Jr.	04:34	0-1	0-0	0-0	1 0 1	0 0	0	0	0	0	0	0	2	2
11	Justice Williams	11:39	2-4	0-0	0-0	0 0 0	1 0	4	0	2	1	0	0	9	
Team						1 3 4			0	0					
Totals			25-62	4-17	6-12	9 30 39	13 14	60	9	10	6	3	5	3	

Shooting By Period	1st	2nd	3rd	4th	FT
1st FG%	10-34	29.4%			
3PT%	3-11	27.3%			
FT%	1-3	33.3%			
2nd FG%	15-28	53.6%			
3PT%	1-6	16.7%			
FT%	5-9	55.6%			
GM FG%	25-62	40.3%			
3PT%	4-17	23.5%			
FT%	6-12	50.0%			
Dead Ball Rebounds:	3	1			

Dead Ball Rebounds: 3, 1

	ARK	LSU
Biggest lead	6 (2 nd 10:21)	6 (1 st 0:17)
Best Scoring Run	6 (1 st 14:24)	8 (2 nd 7:06)
Lead Changes	7	
Times Tied	10	
Time with Lead	14:18	18:51

Points from	ARK	LSU
Turnovers	4	13
Paint	36	40
Second Chance	11	6
Fast Breaks	7	8
Bench	0	25

Period by Period Scoring			
	1st	2nd	TOT
ARK	19	38	57
LSU	24	36	60

Technical Fouls: NONE



Official Basketball Box Score - Final
LSU at Texas A&M
01/07/23 Reed Arena, Bryan-College Station
2022-23 Men's Basketball

Game Time: 5:00 PM
Game Duration: 2:06
Attendance: 9,319

Officials: Joe Lindsay, Mike Nance, Rob Rorko

LSU - 56

Record: 12-3 (1-2)

NO.	Name	Min	FG	3P	FT	Rebounds	Fouls	TP	AS	TO	ST	Blocks	BS	BA	+/−
			M/A	M/A	M/A	OR DR TOT	PF	FD							
12	KJ Williams	F 37:23	2-6	0-2	6-6	2 6 8	2 3	10	2	0	2	1	0	-8	
20	Derek Fountain	F 21:01	1-3	0-0	0-0	1 2 3	5 3	2	1	1	1	0	0	-8	
0	Trae Hannibal	G 23:47	2-9	0-0	5-9	1 4 5	3 6	9	4	3	2	0	1	1	
1	Cam Hayes	G 25:12	4-11	1-5	1-1	0 2 2	1 1	10	0	1	0	0	0	-12	
44	Adam Miller	G 34:00	5-10	5-8	1-2	0 1 1	1 2	16	1	1	1	0	0	-11	
3	Justice Hill	29:32	2-4	2-4	0-0	1 0 1	1 0	6	2	5	5	0	0	-13	
4	Kendal Coleman	07:54	0-1	0-0	0-0	1 2 3	1 1	0	0	0	0	1	0	-2	
11	Justice Williams	10:38	1-3	1-3	0-0	0 0 0	1 0	3	1	0	0	0	0	-3	
13	Jalen Reed	09:51	0-2	0-0	0-0	1 1 2	1 1	0	0	1	0	1	0	-7	
34	Shawn Phillips Jr.	00:42	0-0	0-0	0-0	0 0 0	0 0	0	0	0	0	0	0	-2	
Team						1 1 2			0	3					
Totals			17-49	9-22	13-18	8 19 27	16 17	56	11	15	11	3	1	-13	

Shooting By Period	1st	2nd	3rd	4th	FT
1st FG%	8-28	28.6%			
3PT%	4-14	28.6%			
FT%	3-3	100%			
2nd FG%	9-21	42.9%			
3PT%	5-8	62.5%			
FT%	10-15	66.7%			
GM FG%	17-49	34.7%			
3PT%	9-22	40.9%			
FT%	13-18	72.2%			
Dead Ball Rebounds:	3	0			

Dead Ball Rebounds: 3, 0

Texas A&M - 69

Record: 10-5 (2-0)

NO.	Name	Min	FG	3P	FT	Rebounds	Fouls	TP	AS	TO	ST	Blocks	BS	BA	+/−
			M/A	M/A	M/A	OR DR TOT	PF	FD							
15	Henry Coleman III	F 31:38	3-9	0-0	1-2	2 4 6	2 2	7	0	2	2	0	2	8	
34	Julius Marble	F 30:22	7-12	0-1	3-5	3 6 9	3 5	17	0	1	0	1	0	9	
0	Dexter Dennis	G 28:17	6-8	2-4	3-4	2 2 4	6 3	2	17	1	2	3	0	13	
4	Wade Taylor IV	G 34:57	4-10	1-4	4-4	0 2 6	4 3	13	6	4	0	0	0	16	
23	Tyrece Radford	G 31:44	6-10	1-3	1-2	3 2 5	1 1	14	1	2	0	0	0	11	
11	Andersson Garcia	11:24	0-0	0-0	0-0	0 2 2	1 1	0	1	2	0	0	0	6	
20	Andre Gordon	16:17	0-2	0-1	0-0	0 2 2	0 1	0	3	0	0	0	0	1	
2	Hayden Hehner	09:18	0-3	0-3	1-2	0 0 0	1 1	1	0	0	0	0	0	0	0
13	Solomon Washington	05:32	0-0	0-0	0-0	0 1 1	1 0	0	0	0	1	0	0	3	
1	Khalen Robinson	00:31	0-0	0-0	0-0	0 0 0	1 0	0	0	0	0	0	0	-2	
Team						2 3 5			0	0					
Totals			26-54	4-16	13-19	12 26 38	17 16	69	12	13	6	1	3	13	

Shooting By Period	1st	2nd	3rd	4th	FT
1st FG%	13-28	46.4%			
3PT%	3-8	37.5%			
FT%	5-8	62.5%			
2nd FG%	13-26	50.0%			
3PT%	1-8	12.5%			
FT%	8-11	72.7%			
GM FG%	26-54	48.1%			
3PT%	4-16	25.0%			
FT%	13-19	68.4%			
Dead Ball Rebounds:	3	0			

Dead Ball Rebounds: 3, 0

	LSU	TAMU
Biggest lead	2 (1 st 18:38)	17 (2 nd 4:21)
Best Scoring Run	6 (1 st 0:55)	10 (1 st 1:57)
Lead Changes	4	
Times Tied	0	
Time with Lead	01:25	37:41

Points from	LSU	TAMU
Turnovers	10	17
Paint	10	42
Second Chance	5	18
Fast Breaks	6	3
Bench	9	1

Period by Period Scoring			
	1st	2nd	TOT
LSU	23	33	56
TAMU	34	35	69

Technical Fouls: NONE



Official Basketball Box Score - Final
LSU at Kentucky
01/03/23 Rupp Arena, Lexington
2022-23 Men's Basketball

Game Time: 9:00 PM
Game Duration: 2:11
Attendance: 19,610

Officials: Doug Shows, Vladimir Voyarov-Tadai, Jeb Harness

LSU - 71

Record: 12-2 (1-1)

NO.	Name	Min	FG	3P	FT	Rebounds	Fouls	TP	AS	TO	ST	Blocks	BS	BA	+/−
			M/A	M/A	M/A	OR DR TOT	PF	FD							
12	KJ Williams	F 35:39	8-13	4-6	3-3	0 3 3	3 2	23	2	1	0	1	0	-1	
20	Derek Fountain	F 25:14	3-4	0-0	0-0	3 5 8	2 2	6	2	1	1	0	0	6	
1	Cam Hayes	G 31:43	3-5	2-4	3-3	0 0 0	2 1	11	2	1	0	0	0	4	
3	Justice Hill	G 12:43	0-3	0-1	0-0	0 1 1	0 0	0	0	1	0	0	0	-13	
44	Adam Miller	G 32:29	5-15	5-13	0-0	0 1 1	0 1	15	2	0	0	0	0	5	
0	Trae Hannibal	29:03	5-6	0-0	2-4	1 2 3	2 4	12	4	4	1	0	0	0	
44	Justice Williams	11:12	1-4	0-1	0-0	1 1 2	1 0	2	1	0	0	0	1	-4	
13	Jalen Reed	13:40	1-3	0-0	0-0	0 2 2	3 1	2	1	0	0	0	0	-6	
4	Kendal Coleman	02:27	0-0	0-0	0-0	0 0 0	1 0	0	0	0	0	0	0	-3	
34	Shawn Phillips Jr.	03:00	0-0	0-0	0-0	0 0 0	1 0	0	0	0	0	0	0	-2	
5	Mwani Wilkinson	01:50	0-0	0-0	0-0	0 0 0	0 0	0	0	1	0	1	0	-1	
Team						0 2 2			0	1					
Totals			26-53	11-25	8-10	5 17 22	15 11	74	15	9	3	1	3	-3	

Technical Fouls: NONE

Kentucky - 74

Record: 10-4 (1-1)

Box Scores



Official Basketball Box Score - Final
LSU at Alabama
01/14/23 Coleman Coliseum, Tuscaloosa
2022-23 Men's Basketball

Game Time: 3:00 PM
Game Duration: 2:03
Attendance: 13,474

Officials: Bart Lenox, Patrick Evans, Brian Dorsey

LSU - 66			Record: 12-5 (1-4)											
NO.	Name	Min	FG M-A	3P M-A	FT M-A	Rebounds OR DR TOT	Fouls PF FD	TP	AS	TO	ST	Blocks BS BA	+/-	
12	KJ Williams	F 17:51	4-12	2-3	0-0	1 0 1	4 0	10	0	2	0	0	-26	
20	Derek Fountain	F 21:08	0-9	0-4	9-10	2 0 2	1 7	9	0	3	1	0	-22	
0	Trae Hannibal	G 16:16	1-2	0-0	0-0	2 4 6	1 2	2	3	0	0	0	-23	
3	Justice Hill	G 18:19	1-7	1-5	0-0	0 2 2	0 0	3	0	1	0	0	-19	
44	Adam Miller	G 30:52	2-5	2-2	3-5	0 4 4	3 4	9	1	1	0	0	-26	
13	Jalen Reed	17:34	2-4	0-1	1-4	3 4 7	2 2	5	0	2	0	0	-16	
1	Cam Hayes	20:23	4-6	2-3	0-0	0 1 1	2 0	10	2	0	0	0	-21	
4	Kendal Coleman	10:01	1-4	0-0	3-4	1 2 3	3 2	5	0	0	0	0	-3	
11	Justice Williams	19:55	1-4	1-1	6-6	0 1 1	1 4	9	1	0	0	0	-20	
15	Tyrell Ward	14:15	1-6	0-2	0-0	1 1 2	0 0	2	1	0	2	0	-11	
34	Shawn Phillips Jr.	13:26	1-2	0-0	0-0	1 3 4	1 0	2	0	1	1	0	-13	
Team						3 2 5		0	0	0				
Totals			18-61	8-21	22-29	14 24 38	18 21	66	12	11	4	0 7	-40	

Shooting By Period			
1 st	FG%	8-31	25.8%
3PT%	5-11	45.5%	
FT%	1-5	20%	
2 nd	FG%	10-30	33.3%
3PT%	3-10	30.0%	
FT%	21-24	87.5%	
GM FG%	18-61	29.5%	
3PT%	8-21	38.1%	
FT%	22-29	75.9%	
Dead Ball Rebounds: 4, 0			

Technical Fouls: NONE

Alabama - 106			Record: 15-2 (5-0)											
NO.	Name	Min	FG M-A	3P M-A	FT M-A	Rebounds OR DR TOT	Fouls PF FD	TP	AS	TO	ST	Blocks BS BA	+/-	
15	Noah Clowney	F 20:37	2-7	0-5	0-0	4 4 8	2 2	4	0	1	0	1	15	
24	Brandon Miller	F 24:03	11-16	7-11	2-2	1 8 9	2 4	31	1	1	0	0	38	
14	Charles Bediako	C 14:39	1-1	0-0	0-1	1 1 2	3 1	2	2	1	1	2	17	
0	Jaden Bradley	G 20:52	2-4	1-1	2-2	0 1 1	2 1	7	6	2	0	0	32	
1	Mark Sears	G 23:21	4-9	2-7	2-2	0 5 5	2 3	12	1	1	3	0	29	
3	Rylan Griffen	20:37	4-12	2-8	2-2	3 3 6	1 1	12	1	1	1	0	7	
4	Noah Gurley	15:38	2-7	2-6	2-2	2 3 5	2 1	8	1	1	0	1	16	
5	Jahvon Quinerly	16:14	4-8	4-8	0-0	1 1 2	0 0	12	4	0	0	0	19	
10	Dom Welch	18:48	1-5	1-5	2-2	1 2 3	1 1	5	1	0	1	2	22	
23	Nick Pringle	18:38	3-3	0-0	4-7	6 1 7	4 4	10	1	0	0	1	11	
12	Delaney Heard	02:11	0-1	0-1	0-0	0 0 0	2 0	0	0	0	0	0	-2	
30	Adam Cottrell	02:11	1-1	1-1	0-0	0 0 0	0 0	3	0	0	0	0	-2	
34	Jaden Quinerly	02:11	0-2	0-1	0-0	0 0 0	0 0	0	1	0	1	0	-2	
Team						1 3 4		0		0				
Totals			35-76	20-54	16-20	20 32 52	21 18	106	19	8	7	7	40	

Technical Fouls: NONE

LSU		BMA		Points from		LSU		BMA		Period by Period Scoring		
Biggest lead	0 (1 st 20:00)	45 (2 nd 1:39)		Turnovers	2	19		Paint	18	30		
Best Scoring Run	7 (2 nd 12:14)	13 (1 st 5:15)		Second Chance	8	32		Fast Breaks	8	15		
Lead Changes	0			Bench	33	50						
Times Tied	1											
Time with Lead	00:00	39:19										



Official Basketball Box Score - Final
Auburn at LSU
01/18/23 Maravich Assembly Center, Baton Rouge
2022-23 Men's Basketball

Game Time: 6:00 PM
Game Duration: 1:58
Attendance: 9,967

Officials: Doug Shows, Steven Anderson, Courtney Green

Auburn - 67			Record: 15-3 (5-1)											
NO.	Name	Min	FG M-A	3P M-A	FT M-A	Rebounds OR DR TOT	Fouls PF FD	TP	AS	TO	ST	Blocks BS BA	+/-	
2	Jaylin Williams	F 32:44	6-13	1-4	1-1	3 4 7	2 1	14	2	2	0	3 0	14	
4	Johnni Broome	F 22:41	2-5	0-0	0-2	1 5 6	3 3	4	0	3	2	2 0	5	
1	Wendell Green Jr.	G 29:12	5-14	1-6	3-3	0 4 4	0 3	14	4	0	2	0 2	13	
12	Zep Jasper	G 18:05	2-4	1-2	0-0	2 0 2	0 0	5	1	1	0	0 0	4	
22	Allen Flanigan	G 23:27	3-6	2-3	0-0	0 7 7	5 0	8	0	1	1	0 1	10	
0	K.D. Johnson	21:55	2-7	2-4	2-2	0 1 1	1 1	8	1	0	2	0 2	14	
44	Dylan Cardwell	17:19	2-3	0-1	0-2	3 4 7	3 2	4	2	0	0	2 0	13	
21	Yohan Traore	07:16	1-2	0-1	0-0	0 0 0	0 0	2	0	1	0	0 0	4	
3	Tre Donaldson	10:48	0-1	0-1	0-0	0 4 4	0 2	0	1	0	1	0 0	5	
24	Lior Berman	16:33	3-4	1-2	1-1	1 0 1	2 1	8	0	0	0	0 0	8	
Team						1 1 2		0	2					
Totals			26-59	8-24	7-11	11 30 41	16 13	67	11	10	8	7 5	18	

Technical Fouls: NONE

LSU - 49		Record: 12-6 (1-5)												
NO.	Name	Min	FG M-A	3P M-A	FT M-A	Rebounds OR DR TOT	Fouls PF FD	TP	AS	TO	ST	Blocks BS BA	+/-	
12	KJ Williams	F 35:32	7-15	2-5	0-1	3 5 8	0 2	16	0	3	2	2 2	-12	
20	Derek Fountain	F 25:47	1-6	0-1	0-0	4 1 5	2 1	2	0	2	1	1 2	-17	
1	Cam Hayes	G 26:25	1-6	0-3	0-0	0 3 3	0 0	2	2	0	0	0 1	-3	
11	Justice Williams	G 31:33	3-7	1-1	0-0	1 5 6	3 1	7	1	1	0	0 1	-14	
44	Adam Miller	G 36:34	2-11	1-8	0-0	1 2 3	3 1	5	3	4	1	0 1	-17	
0	Trae Hannibal	23:26	3-11	0-1	10-12	1 1 2	2 8	16	1	1	0	1 0	-16	
4	Kendal Coleman	05:40	0-0	0-0	1-2	0 1 1	1 1	1	0	0	0	0 0	-1	
15	Tyrell Ward	03:21	0-1	0-1	0-0	0 0 0	0 0	0	0	0	0	0 0	-6	
13	Jalen Reed	08:46	0-1	0-0	0-2	1 4 5	1 2	0	0	0	1	1 0	-1	
34	Shawn Phillips Jr.	02:56	0-0	0-0	0-0	0 0 0	0 0	0	0	0	0	0 0	-3	
Team			3 2 5						0					
Totals			17-58	4-20	11-17	14 24 38	13 16	49	7	11	5	5 7	-18	

Technical Fouls: NONE

AUB		LSU		Points from		AUB		LSU		Period by Period Scoring		
Biggest lead	19 (2 nd 6:44)	0 (1 st 20:00)		Turnovers	15	2		Paint	32	20		
Best Scoring Run	12 (1 st 2:29)	9 (2 nd 15:50)		Second Chance	7	9		Fast Breaks	5	3		
Lead Changes	0			Bench	22	17						
Times Tied	0											
Time with Lead	39:47	00:00										





0
Trae Hannibal
G • 6-2 • 215 • Sr.
Elliott, South Carolina




1
Cam Hayes
G • 6-2 • 185 • Jr.
Greensboro, North Carolina



2
Corneilous Williams
F • 6-9 • 210 • Fr.
Meridian, Mississippi



3
Justice Hill
G • 6-0 • 175 • Sr.
Little Rock, Arkansas



4
Kendal Coleman
C • 6-8 • 230 • Jr.
Shreveport, Louisiana



5
Mwani Wilkinson
F • 6-5 • 205 • Jr..
Las Vegas, Nevada



10
Brandon Egemo
G • 6-1 • 175 • Jr..
Los Angeles, California



11
Justice Williams
G • 6-4 • 175 • So..
Philadelphia, Pennsylvania



12
KJ Williams
F • 6-10 • 250 • 5th yr Sr.
Cleveland, Mississippi



13
Jalen Reed
F • 6-10 • 230 • Fr.
Jackson, Mississippi



15
Tyrell Ward
F • 6-6 • 185 • Fr.
Washington, D. C.



20
Derek Fountain
F • 6-10 • 225 • Jr.
Holly Springs, Mississippi




21
Austin Montgomery
G • 6-4 • 180 • Fr.
New Orleans, Louisiana



25
Adam Benhayoune
F • 6-5 • 225 • So..
Helotes, Texas



30
Parker Edwards
F • 6-2 • 220 • Sr.
Covington, Louisiana



34
Shawn Phillips
G • 7-0 • 245 • Fr.
Dayton, Ohio



44
Adam Miller
G • 6-3 • 190 • So.
Peoria, Illinois



Matt McMahon
Head Coach • 1st Season