

## 4 vs No. 12 Missouri

January 20, 2023 • 6 p.m. CT • Baton Rouge, La.

Live Stats: [lsusportsnet/stats](https://lsusportsnet/stats) • TV/Video: SEC Network

### #9 LSU (0-3, 0-1 SEC)

DATE OPPONENT RESULT LSU/OPP.SCORE

**JANUARY**

6	at #3 Utah	L	196.775-197.225
13	at #12 Kentucky*	L	196.575-197.125
16	#1 Oklahoma	L	197.450-197.600
20	Missouri*	6 p.m.	
27	at Arkansas*	8 p.m.	

**FEBRUARY**

3	Georgia*	8 p.m.	
10	at Auburn*	7:30 p.m.	
17	Florida*	8 p.m.	
24	at Alabama*	7 p.m.	

**MARCH**

3	at Podium Challenge	6 p.m.	
	California		
	George Washington		
	Washington		
10	West Virginia	7:30 p.m.	
18	SEC Champ.	TBA	
	(Duluth, Ga.)		
30	NCAA Regional Second Round		

**APRIL**

1	NCAA Regional Final		
13	NCAA Semifinals		
15	NCAA Championships		

### On Air

TV: ESPN2

Alex Perlman, Play-By-Play  
Ashley Miles Greig, Analyst

### Who To Contact

Assistant SID/Gymnastics Contact

Alyssa Leal  
Email: [aleal3@lsu.edu](mailto:aleal3@lsu.edu)  
Cell: 504-373-7428 • Office: 225-578-7678

### Connect to LSU Gymnastics

Official Athletics Website

[LSUsports.net/gymnastics](https://lsusportsnet/gymnastics)

Instagram

@LSUgym

Twitter

@LSUgym

Facebook

@LSUgym

TikTok

@lsugymtigers

### Breakdown

#### LSU

**Record** 0-3, 0-1 SEC  
**Ranking** No. 9 Road to Nationals Top 25  
**Last Meet** January 16, 2023 vs. Oklahoma L, 197.450-197.600  
**Head Coach** Jay Clark  
**LSU Record** 26-21/3rd Season  
**Career Record** 76-49-2



**Record** 2-0, 1-0 SEC  
**Ranking** No. 12 Road to Nationals Top 25  
**Last Meet** January 13, 2023 vs. Georgia W, 196.975-196.425  
**Head Coach** Shannon Welker  
**MIZ Record** 66-67-1/10th Season

### Matchup

#### LSU

**Overall Team AVG (National Ranking)** 196.933 (9)  
**Team Vault AVG (National Ranking)** 49.275 (7)  
**Team Bars AVG (National Ranking)** 49.308 (7)  
**Team Beam AVG (National Ranking)** 49.133 (14)  
**Team Floor AVG (National Ranking)** 49.217 (18)  
**Overall Team High** 197.450(9)  
**Team Vault High** 49.325  
**Team Bars High** 49.475  
**Team Beam High** 49.225  
**Team Floor High** 49.450

#### Missouri

**Overall Team AVG (National Ranking)** 196.700 (12)  
**Team Vault AVG (National Ranking)** 48.950 (30)  
**Team Bars AVG (National Ranking)** 48.988 (24)  
**Team Beam AVG (National Ranking)** 49.450 (3)  
**Team Floor AVG (National Ranking)** 49.313 (8)  
**Overall Team High** 196.975  
**Team Vault High** 49.050  
**Team Bars High** 49.325  
**Team Beam High** 49.525  
**Team Floor High** 49.425

### Next Up

#### The Ninth Ranked Tigers Return Home Against Missouri

No. 9 LSU Gymnastics will continue to climb as they return home to face No. 12 Missouri. The meet will be televised on SEC Network with Alex Perlman and Ashley Miles Greig on the call. LSU will look for their first victory in 2023 in the PMAC and to keep their undefeated home record against Missouri. The last time the two teams met was in 2022, when LSU traveled to Columbia for a tri-meet with Missouri and Arkansas. The Tigers fell to Missouri 197.200-197.350 but defeated Arkansas 197.200-196.800.

### Storylines

- LSU owns a winning record over Missouri with an overall record of 45-9-0. The LSU Tigers are 16-0-0 at home against the Missouri Tigers.

- The Tigers are also 29-6-0 against the visiting Tigers in the regular season.

- LSU began the 2023 season ranked No. 6 in the preseason poll, marking the eleventh straight season the team was ranked in the top-10. The preseason ranking also marks the 26th consecutive season that the Tigers were placed in the top-25.

- LSU welcomes a talented freshman class to campus in Ashley Cowan, Bryce Wilson and Annie Beard. Cowan and Wilson have the potential to make an impact from the start.

- Head Coach Jay Clark is entering his third season leading the Tigers. Clark was named the third head coach in program history in August 2021 following D-D Breaux's retirement. Prior to, he served as an assistant coach for eight seasons and co-head coach for one season. This is his second stint as a head coach after serving as coach at the University of Georgia, his alma mater.

- LSU earned the highest road opener score in program history with a score of 196.775 in the squad's season opener against No. 3 Utah. The last time the Tigers opened on the road was in 2012.

- In the Tiger's competition against the defending champions and top-ranked Sooners on Monday afternoon, the PMAC welcomed a record home opener crowd of 12,065 and the 13th largest crowd in the arena.



## COLLEGE COACHING

2021-present – Head Coach, LSU  
 2019-20 – Co-Head Coach, LSU  
 2012-2019 – Associate Head Coach, LSU  
 2009-2012 – Head Coach, Georgia  
 2005-2009 – Associate Head Coach/Recruiting Coordinator, Georgia  
 1998-2004 – Assistant Coach/Recruiting Coordinator, Georgia  
 1990-1996 – Assistant Coach, Georgia

## JAY CLARK'S HONORS

- Named the Ninth-Best Recruiter in College Athletics by ESPN The Magazine (2011)
- USA Gymnastics Region 8 Hall of Fame
- 2018 Region Co-Assistant Coach of the Year
- 2017 National Co-Assistant Coach of the Year
- 2017 National Region Co-Assistant Coach of the Year
- 2016 National Co-Assistant Coach of the Year
- 2016 Central Region Co-Assistant Coach of the Year
- 2015 Central Region Co-Assistant Coach of the Year
- 2014 National Co-Assistant Coach of the Year
- 2014 Central Region Co-Assistant Coach of the Year
- 2013 Central Region Co-Assistant Coach of the Year
- 2006 National Assistant Coach of the Year
- 2006 Southeast Region Assistant Coach of the Year
- 2001 USAG State of Georgia Coach of the Year

# JAY CLARK

## HEAD COACH • 3rd Season

Jay Clark, a 30-year veteran of college gymnastics and one of the best recruiters in the sport, is in his third season as the head coach of the LSU gymnastics program.

Clark was tabbed as the third head coach in program history in August 2021 following the retirement of D-D Breaux. Clark is in his tenth season overall at LSU following his hiring as the Tigers' associate head coach in 2012.

Clark is regarded as one of the best recruiters in the sport and the top bars coach in collegiate gymnastics history. The Tigers' associate head coach for eight seasons and co-head coach for one, Clark's leadership and expertise has helped bring unprecedented success on the recruiting trail and in the gym.

During the time since Clark's arrival, LSU has earned the best performances in school history as the NCAA Runner-Up in 2016, 2017 and 2019, appearances in the NCAA Championship Finals in six of seven seasons, numerous school records, produced seven NCAA individual national champions, and five SEC meet and regular season championships.

His work with the Fighting Tigers of LSU has not gone unnoticed. Clark has been named the Central Region Co-Assistant Coach of the Year along with fellow LSU assistant Bob Moore five times.

Clark also earned the 2014 and 2017 National Co-Assistant Coach of the Year award with Moore. It marked the third time in his distinguished coaching career he has garnered the nation's top award. He was inducted into the USA Gymnastics Region 8 Hall of Fame in 2018. Because of his recruiting success, ESPN and ESPN the Magazine selected Clark as the ninth-best recruiter in all of collegiate athletics in 2011.

In the gym, Clark is viewed as the top bars coach in collegiate gymnastics history. Clark has coached the Tigers to 30 All-America honors on bars, four of the five highest bars team scores in school history and the top two bars title winners in LSU history. In his illustrious career, Clark has coached nine NCAA bars champions and two during his time in Baton Rouge.

Clark tutored Sarah Finnegan, who ended her career in April 2019 as one of the greatest gymnasts in LSU history. Finnegan became the first NCAA bars champion in school history in 2017 and earned the title once again in 2019. Finnegan and Lexie Priesman won SEC bars champions in 2019 and 2017 respectively, scored perfect scores in 2019 and led the squad that finished fourth in the nation.

The 2018 season on bars under Clark marked the best lineup in LSU history and one of the best in the history of the NCAA. The group posted a school record score of 49.725 and once again went on to break the record against Arizona with a 49.750 for the second-highest in all of NCAA Gymnastics since 1988.

The lineup, anchored by Finnegan, led the nation on bars for the first time in school history. Finnegan became the first gymnast in school history to finish the season ranked No. 1 on the event and joined Sharene Mamby (2001) and Syreeta Barnett (1997) as the only gymnasts at LSU to score a perfect 10.0 on the event.

In 2017, Clark coached Finnegan to the first NCAA Uneven Bars Championship in school history. Clark set the record for the most individual national champions on the event in NCAA gymnastics history.

Clark's bars squad finished ranked third in the nation for a fourth-consecutive Top-5 finish in 2017. The team's average score of 49.367 broke the previous record set in 2015. Finnegan and Priesman combined for three All-America honors. Priesman also took home the program's first SEC Uneven Bars championship in more than 20 seasons at the league meet.

LSU earned another Top-5 national ranking

on bars in 2016 with an average score of 49.252. Finnegan, Priesman and Myia Hambrick combined to tally four All-America honors during the historic season.

The Tigers posted a Top-5 national ranking on bars in 2015, and the team totaled the second-highest bars total in school history with a 49.600 against Iowa. The Tigers also accumulated the second-best season average on bars in school history with a 49.288 average.

As a team LSU produced four All-America honors on bars in 2015 with three gymnasts (Rheagan Courville, Randii Wyrick and Shae Zamardi) earning First-Team All-America honors at the NCAA Championships. It marked the first time in program history that three gymnasts secured First-Team All-America honors on bars in one season.

Under Clark's direction, LSU shattered the school record with a 49.330 average on bars and finished the 2014 season ranked No. 5 nationally in the event. In addition, the Tigers tallied three of the top-10 bars scores in school history, including a 49.600 that ranks as the second best, and LSU produced three All-America honors on bars.

Clark coached Courville to a First-Team All-America honor at the 2014 NCAA Championships, and Courville went on to finish fifth in the event at the NCAA Individual Finals.

LSU reached the Super Six in the 2013 season, and under Clark's guidance the Tigers finished the season with a 49.260 regional qualifying score on bars, the highest final RQS in that event since the 2009 season.

Clark coached Morrison and Wyrick to First-Team All-America honors on bars in his first season with the Tigers, and it marked the first season LSU produced at least two All-Americans on bars since 2010.

Before Clark joined LSU after he spent 20 seasons at the University of Georgia where he helped guide the Gym Dogs to seven NCAA National Titles and 14 Southeastern Conference Championships.

Clark primarily coached bars at Georgia, and he coached the Gym Dogs to 64 All-America honors and seven NCAA individual national titles on bars, including two-time champions Courtney Kupets and Kat Ding.

From 2009-12, Clark served as the head coach at Georgia, and during that time the Gym Dogs captured three NCAA individual national championships, won the 2012 NCAA Auburn Regional, and produced 23 All-America honors. In 2012, his Georgia team won the Bulldog Cup, which recognizes the UGA team that excels academically, supports their peers in athletics and consistently serves the community.

Prior to his stint as head coach, Clark was the recruiting coordinator at Georgia from 1999-2009 while serving as assistant coach from 1999-2004 and associate head coach from 2005-09 when Georgia won an NCAA record five-straight national titles.

Clark also coached at the club level for 13 years from 1992-2005 as the founder, owner and head coach of Classic City Gymnastics in Athens, Georgia. He coached several Classic City gymnasts to state, regional, national championships and to the Junior Olympic National Team, and eight gymnasts went on to compete collegiately at the NCAA Division I level.

A native of Roswell, Georgia, Clark earned his undergraduate degree in exercise science from Georgia.

Clark is married to the former Julie Ballard, an All-American Georgia gymnast from 1994-98 and a native of Mandeville, Louisiana. The couple has two children – a son, Cole, and a daughter, Kinsey.



**ELENA ARENAS**  
AA • 5-1 • Jr. • 2L  
Athena, Ga.



**SIERRA BALLARD**  
BB/FX • 5-2 • Jr. • 2L  
Mandeville, La.



**ANNIE BEARD**  
AA • 5-5 • Fr. • HS  
Alexandria, La.




**CHASE BROCK**  
VT/UB/FX • 5-4 • Jr. • 2L  
Atlanta, Ga.




**HALEIGH BRYANT**  
AA • 5-5 • Jr. • 2L  
Cornelius, N.C.



**ASHLEY COWAN**  
AA • 5-3 • Fr. • HS  
Hillsborough, N.C.




**OLIVIA DUNNE**  
VT/BB/FX • 5-6 • Jr. • 2L  
Hillsdale, N.J.



**ALEAH FINNEGAN**  
AA • 5-4 • So. • 1L  
Lee's Summit, Mo.




**CAMMY HALL**  
VT/FX • 5-3 • Gr. • TR  
Gainesville, Va.




**ALEXIS JEFFREY**  
AA • 5-5 • So. • 1L  
Warrensburg, Mo.



**KIYA JOHNSON**  
AA • 5-2 • Sr. • 3L  
Dallas, Texas



**KJ JOHNSON**  
AA • 5-0 • So. • 1L  
Dallas, Texas



**LEXI NIBBS**  
VT • 5-3 • Sr. • 3L  
Houston, Texas



**MADDIE RAU**  
VT • 5-0 • Sr. • 3L  
Houston, Texas



**KAI RIVERS**  
AA • 5-3 • Sr. • 3L  
Detroit, Mich.



**KAMRYN RYAN**  
VT/UB/BB • 5-2 • Sr. • 3L  
Luling, La.



**ALYONA SHCHEN-  
NIKOVA**  
AA • 5-5 • Sr. • 3L  
Evergreen, Colo.



**TORI TATUM**  
AA • 5-6 • So. • 1L  
Chanhassen, Minn.



**BRYCE WILSON**  
AA • 5-3 • Fr. • HS  
Pearland, Texas

Name	Events	Ht.	Cl.	Hometown/Club
Elena Arenas	AA	5-1	Jr.	Athens, Ga./Georgia Elite Gymnastics
Sierra Ballard	BB/FX	5-2	Jr.	Mandeville, La./North Shore Gymnastics
Annie Beard	AA	5-5	Fr.	Alexandria, La./Texas Dreams
Chase Brock	VT/UB/FX	5-4	Jr.	Atlanta, Ga./Gymnastix Training Center
Haleigh Bryant	AA	5-5	Jr.	Cornelius, N.C./Everest Gymnastics
Ashley Cowan	AA	5-3	Fr.	Hillsborough, N.C./Bull City Gymnastics
Olivia Dunne	VT/BB/FX	5-6	Jr.	Hillsdale, N.J./ENA Paramus
Aleah Finnegan	AA	5-4	So.	Lee's Summit, Mo./GAGE Gymnastics
Cammy Hall	VT/FX	5-3	Gr.	Gainesville, Va./Capital Gymnastics
Alexis Jeffrey	AA	5-5	So.	Warrensburg, Mo./GAGE Gymnastics
Kiya Johnson	AA	5-2	Sr.	Dallas, Texas /Texas Dreams
KJ Johnson	AA	5-0	So.	Dallas, Texas /Texas Dreams
Lexie Nibbs	VT	5-3	Sr.	Houston, Texas /Stars Gymnastics
Maddie Rau	VT	5-0	Sr.	Houston, Texas / Ogburn School / Stars Gymnastics
Kai Rivers	AA	5-3	Sr.	Detroit, Mich. /Twin City
Kamryn Ryan	VT/UB/BB	5-2	Sr.	Luling, La. / Elmwood Gymnastics
Alyona Shchennikova	AA	5-5	Sr.	Evergreen, Colo. /5280 Gymnastics
Tori Tatum	AA	5-6	So.	Chanhassen, Minn./Twin City Twisters
Bryce Wilson	AA	5-3	Fr.	Pearland, Texas/Pearland Elite

## NOTEBOOK

### Last Time Out

- The Tigers fell to the top-ranked Sooners on Monday afternoon in Baton Rouge. LSU battled through all four events and even outscored the defending champions on bars, but ultimately fell to Oklahoma 197.450-197.600
- There were a few new faces in the lineups due to all-arounder Kiya Johnson being out with an injury. Junior Chase Brock made her debut in the vault lineup, sophomore Tori Tatum on bars and junior Sierra Ballard on beam.
- The floor squad showed out. Junior Sierra Ballard led off on the final rotation and brought the energy, scoring a season high 9.90. Senior Alyona Shchennikova matched her career high with a 9.925. Sophomore Aleah Finnegan also matched her career high on the event scoring a 9.95 to take the title. Junior Haleigh Bryant anchored the event with a strong 9.90.
- Finnegan recorded a new career high on bars with a team-high 9.925 on the night.
- Bryant matched her career high beam with her score of a 9.95 to take the beam title. The junior also took the vault title for the night after recording a team-high score of 9.925 on the event.
- In addition to her individual vault and beam titles, Bryant recorded a season high all-around score against the Sooners to take the title with her score of 39.675. This marked the third-straight meet that the junior has won the all-around.

### Return To The PMAC

- The competition between The Tigers and the Sooners was LSU's first meet at home this season.
- An electric crowd of 12,065 fans showed out for the Tigers on Monday afternoon to record the largest attendance for a home opener in program history, as well as the 13th largest crowd in the PMAC.
- The Tigers meet on Friday will be the programs 600th meet.

### 2023 Schedule

- The 2023 schedule will be one of the most difficult schedules in the nation with 11 meets, facing all eight SEC opponents, as well as top-10 ranked Utah and Oklahoma.
- LSU will welcome Oklahoma, Missouri, Georgia, Florida and West Virginia to the PMAC this season
- Postseason begins on March 18 at the SEC Championships in Duluth, Ga. The NCAA Championships are set for April 15.

### The Squad

- The 2023 squad is comprised of one grad transfer, six seniors, five juniors, three sophomores and three freshmen.
- Graduate transfer Cammy Hall transferred to LSU for her fifth-year season from Utah. She is out for the season due to an Achilles injury, but still plays an important role on the team.
- The senior class of Kiya Johnson, Alyona Shchennikova, Kai Rivers, Lexi Nibbs, Kamryn Ryan and Maddie Rau provide a wealth of experience and routines for the Tigers in their fourth year.
- Rivers is ready to go after making her return in 2022 after an injury.
- Nibbs is also returning in 2023 after an injury and has been working on her vault routine
- The Tigers sophomore class is making their names known. Aleah Finnegan, Alexis Jeffrey, KJ Johnson and Tori Tatum are all ready to roll this season.
- Finnegan now competes in the All-Around, where she did for the first time in Salt Lake City and earned a score of 39.450. The sophomore also recorded a career-high on floor, scoring a 9.95.
- KJ Johnson and Alexis Jeffrey are also coming into their own. Jeffrey earned a team-high score of 9.875 on bars on Friday night while Johnson debuted on beam with a 9.725.
- LSU's freshman class of Ashley Cowan, Bryce Wilson and Annie Beard have been working hard since coming to campus in August 2022.
- Cowan has the potential to make an immediate impact in the bars lineup while Wilson can impact the vault and beam lineups in their first

year.

- Wilson made her collegiate debut on beam against Utah, scoring a 9.775

### Climbing Season Tickets

- LSU has already marked a new season ticket record in 2023 with over 7,400 season tickets sold before the home opener.
- The record surpasses last year's record of 7,351

### Clark as Head Coach

- Jay Clark, who served on staff for eight seasons on staff, was elevated to head coach of the Fighting Tigers in 2021.
- Clark took over for legendary coach D-D Breaux, who served as head coach for 43 seasons.
- Clark owns 30 years of NCAA Gymnastics experience and is one of the most respected coaches in the country.
- In his time at LSU, Clark has elevated the Tigers' bars teams to one of the best in the nation.
- He takes over in 2021 as the third coach in program history.
- Clark previously served for more than 20 years as an assistant coach and head coach at the University of Georgia.

### Gnat In Her Return to Baton Rouge

- Ashleigh Gnat, a 17-time All-American, four-time Southeastern Conference event champion and 2017 NCAA Floor Champion, is in her third season as assistant coach with the Tigers after being named to the coaching staff in August 2021 after Clark's promotion to head coach.
- A two-time graduate of LSU, Gnat's primary responsibility is as the Tigers' beam coach.
- After her gymnastics career, Gnat served as a student coach for two years. She landed her first full-time position in 2019 as an assistant coach at Penn State.
- During her six years in Baton Rouge, Gnat was a part of the most successful stretch of the program's history. The Tigers set the three highest finishes in school history during Gnat's time and won five SEC Championships.
- She brings a wealth of experience as one of the best gymnasts in school history. Gnat led the Tigers inside and outside of the gym as LSU's nominee for the NCAA Woman of the Year Award and a finalist for the Honda Award.
- Gnat set multiple records during her career in Baton Rouge, including the most floor titles in a single season and perfect scores in a career with nine. Gnat was the 2016 and 2017 SEC Specialist of the Year and Central Region Gymnast of the Year.

### Griffeths Begin Second Year On Staff

- Following the retirement of longtime assistant coach Bob Moore and the transition of Ashleigh Clare-Kearney Thigpen to an administrative role as Associate AD of Diversity Equity and Inclusion, Clark hired Garrett Griffeth and Courtney McCool Griffeth to serve as assistant coaches.
- The Griffeths come to Baton Rouge after serving as assistant coaches for two seasons at the University of Utah. In that time, the Utes went 21-1 during the regular season, won the 2021 Pac-12 Championship and finished third nationally after advancing to the NCAA Championship Final.
- Prior to their time in Salt Lake City, Garrett served as the associate head coach and Courtney the volunteer coach and choreographer for two seasons at Arkansas. They spent four seasons at Texas Woman's University from 2014-17 and prior to that coached at Cincinnati Gymnastics Academy in 2013.
- Both earned bachelor and master's degrees from Georgia, where Griffeth served on Clark's staff as a graduate assistant coach in 2011 and an administrative associate in 2012. McCool competed at Georgia from 2007-10, helping the GymDogs to three consecutive NCAA titles from 2007-09. She was the 2008 NCAA floor champion.

### Johnson, Bryant Two of Nation's Top Gymnasts

- LSU's Kiya Johnson and Haleigh Bryant are regarded as two of the top all-around gymnasts in the country.
- Bryant completed arguably the greatest freshman season in school history, culminating by winning the NCAA vault title. She was named the WCGA Region 1 Gymnast of the Year and selected as the SEC Freshman of the Year.
- Bryant won the SEC vault champion and the NCAA vault title in 2021 with her electric vault, a front handspring-front pike half.
- She earned six all-america honors in 2021 and two in 2022.
- Johnson was named SEC floor champion in 2021 and finished as the No. 1 performer on floor.
- She has totaled nine all-america honors in her career and combined for seven perfect 10's on vault, beam and floor.

## LSU GYMNASTICS PROGRAM

### Quick Facts

Location	Baton Rouge, La. (State Capital)
Founded	1860
Enrollment	31,761
Nickname	Fighting Tigers
Colors	Purple and Gold
Mascot	Mike VII (Live Bengal Tiger)

### University Administration

President	William Tate IV (Norther Illinois, 1982)
Faculty Representative	Dr. Lori Martin (Fordham, 1996)
Director of Athletics	Scott Woodward (LSU, 1985)

### Coaching Staff

Head Coach	Jay Clark 3rd as Head Coach/ 76-49-2
------------	---

### Assistant Coaches

Ashleigh Gnat	3rd Season
Garrett Griffith	2nd Season
Courtney McCool Griffith	2nd Season

### Support Staff

Director of Operations	Katie Copeland
Athletic Trainer	Jenny Chichloski
Strength and Conditioning	Katie Guillory
Communications	Alyssa Leal
Designer	Stephanie Lyles
Video	Giovanni Lamonte
Managers	Sami Durante, Bri Jaso, Caitlin Smith, McKenzie Darbonne

### Program History

First Year of Gymnastics	1975
NCAA Championships Appearances	31
NCAA Finals Appearances	8
Regional Championships	19
Individual National Champions	11 (16 titles)
All-Americans	286
Scholastic All-Americans	183
Perfect Scores	76

### Competition Arena

Pete Maravich Assembly Center	
Capacity	13,215
Record Crowd:	13,729 (1/19/18 vs. Alabama)
Record	302-62-5

## THE LAST TIME LSU...

### Won a Home Meet...

3/11/22 vs. Utah (198.125-197.875)

### Won a Road Meet...

1/28/21 at Georgia (196.850-196.100)

### Won a Neutral Site Meet...

2/25/22 at TWU (1st of 4, 197.625)

### Lost a Home Meet...

1/16/23 vs. No. 1 Oklahoma (L, 197.450-197.600)

### Lost a Road Meet...

1/13/23 at Kentucky (L, 196.575 - 197.125)

### Lost a Neutral Site Meet...

3/31/22 at NCAA Regional Second Round (3rd of 4, 196.575)

### Scored a 197 or Higher at Home...

1/16/23 vs. No. 1 Oklahoma (197.450)

### Scored a 197 or Higher on the Road/Neutral Site...

2/25/22 at TWU (197.625)

### Scored a 198 or Higher...

3/11/22 vs. Utah (198.125)

### Won the All-Around at Home...

1/16/23 vs. No.1 Oklahoma - Haleigh Bryant (39.675)

### Won the All-Around on the Road/Neutral Site...

1/13/23 at No. 12 Kentucky - Haleigh Bryant (39.575)

### Scored a Perfect 10.00...

3/11/22 vs. Utah - Haleigh Bryant, Vault

### Scored a Perfect 10.00 at Home...

3/11/22 vs. Utah - Haleigh Bryant, Vault

### Scored a Perfect 10.00 on the Road/Neutral Site...

2/20/22 at Missouri - Haleigh Bryant, Vault

## NATIONAL RANKINGS

### ROAD TO NATIONALS TOP 25 - WEEK TWO (1/16/23)

RANK	TEAM	AVG.
1	Florida	197.788
2 (t)	Oklahoma	197.763
2 (t)	Michigan	197.763
4	UCLA	197.563
5	Utah	197.513
6	California	197.500
7	Auburn	197.275
8	Denver	197.063
9	LSU	196.933
10	Kentucky	196.850
11	Alabama	196.750
12	Missouri	196.700
13	Ohio State	196.513
14	Michigan State	196.475
15	Iowa	196.400
16	Minnesota	196.200
17	Georgia	196.167
18	Oregon State	196.150
19	Stanford	196.138
20	Arizona State	196.075
21	Southern Utah	196.025
22	Washington	196.013
23	Illinois	196.000
24	North Carolina State	195.950
25	Arkansas	195.875

## LSU IN THE RANKINGS

WEEK	TEAM	VT	UB	BB	FX
01/10/23	10	7	21	12	6
01/17/23	9	7	7	14	18
01/24/23	-	-	-	-	-
1/31/23	-	-	-	-	-
02/7/23	-	-	-	-	-
02/14/23	-	-	-	-	-
02/21/23	-	-	-	-	-
02/28/23	-	-	-	-	-
03/7/23	-	-	-	-	-
03/14/23	-	-	-	-	-
03/21/23	-	-	-	-	-
3/28/23	-	-	-	-	-
4/4/23	-	-	-	-	-

INDIVIDUAL (TOP 25)	AA	VT	UB	BB	FX
Elena Arenas	--	--	--	--	--
Sierra Ballard	--	--	--	--	--
Annie Beard	--	--	--	--	--
Chase Brock	--	--	--	--	--
Haleigh Bryant	9	11	--	9	--
Ashley Cowan	--	--	--	--	--
Olivia Dunne	--	--	--	--	--
Aleah Finnegan	--	--	--	--	--
Cammy Hall	--	--	--	--	--
Alexis Jeffrey	--	--	--	--	--
Kiya Johnson	21	--	--	--	--
KJ Johnson	--	--	--	--	--
Lexi Nibbs	--	--	--	--	--
Maddie Rau	--	--	--	--	--
Kai Rivers	--	--	--	--	--
Kamryn Ryan	--	--	--	--	--
Alyona Shchennikova	--	--	--	--	--
Tori Tatum	--	--	--	--	--
Bryce Wilson	--	--	--	--	--

## INDIVIDUAL PROGRAM BESTS

<p><b>Vault</b></p> <table border="0" style="width: 100%;"> <tr><td>Ashleigh Gnat</td><td>10.00 (5x)</td><td>2017</td></tr> <tr><td>Jessie Jordan</td><td>10.00</td><td>2015</td></tr> <tr><td>Rheagan Courville</td><td>10.00 (3x)</td><td>2013-15</td></tr> <tr><td>Sarie Morrison</td><td>10.00</td><td>2013</td></tr> <tr><td>Ashleigh Clare-Kearney</td><td>10.00 (4x)</td><td>2007-09</td></tr> <tr><td>April Burkholder</td><td>10.00 (2x)</td><td>2004-05</td></tr> <tr><td>Stephanie Hyett</td><td>10.00</td><td>1997</td></tr> <tr><td>Jennifer Wood</td><td>10.00 (9x)</td><td>1994-96</td></tr> <tr><td>Kennedi Edney</td><td>9.9875</td><td>2017</td></tr> </table> <p><b>Bars</b></p> <table border="0" style="width: 100%;"> <tr><td>Sarah Finnegan</td><td>10.00</td><td>2018</td></tr> <tr><td>Sharene Mamby</td><td>10.00</td><td>2001</td></tr> <tr><td>Syreeta Barnett</td><td>10.00</td><td>1997</td></tr> <tr><td>Lexie Priessman</td><td>9.975 (3x)</td><td>2018</td></tr> <tr><td>Myia Hambrick</td><td>9.975</td><td>2018</td></tr> <tr><td>Sarah Finnegan</td><td>9.975 (3x)</td><td>2018</td></tr> <tr><td>Kennedi Edney</td><td>9.975</td><td>2018</td></tr> <tr><td>Rheagan Courville</td><td>9.975</td><td>2015</td></tr> <tr><td>Sarie Morrison</td><td>9.975</td><td>2014</td></tr> <tr><td>Annie Gagnon</td><td>9.975</td><td>2004</td></tr> <tr><td>Beth Boudreaux</td><td>9.975 (2x)</td><td>2002</td></tr> <tr><td>Jennifer Wood</td><td>9.975</td><td>1994</td></tr> </table> <p><b>Beam</b></p> <table border="0" style="width: 100%;"> <tr><td>Sarah Finnegan</td><td>10.00</td><td>2018</td></tr> <tr><td>April Burkholder</td><td>10.00 (2x)</td><td>2004-05</td></tr> <tr><td>Terin Martinjak</td><td>10.00</td><td>2004</td></tr> <tr><td>Amy McClosky</td><td>10.00</td><td>1996</td></tr> <tr><td>Sarah Finnegan</td><td>9.975 (2x)</td><td>2017-18</td></tr> <tr><td>Rheagan Courville</td><td>9.975</td><td>2014</td></tr> <tr><td>Jessie Jordan</td><td>9.975</td><td>2014</td></tr> <tr><td>Ashleigh Clare-Kearney</td><td>9.975</td><td>2008</td></tr> <tr><td>Lisa Rennie</td><td>9.975</td><td>2005</td></tr> <tr><td>April Burkholder</td><td>9.975 (4x)</td><td>2003-05</td></tr> <tr><td>Amy McClosky</td><td>9.975</td><td>1996</td></tr> </table>	Ashleigh Gnat	10.00 (5x)	2017	Jessie Jordan	10.00	2015	Rheagan Courville	10.00 (3x)	2013-15	Sarie Morrison	10.00	2013	Ashleigh Clare-Kearney	10.00 (4x)	2007-09	April Burkholder	10.00 (2x)	2004-05	Stephanie Hyett	10.00	1997	Jennifer Wood	10.00 (9x)	1994-96	Kennedi Edney	9.9875	2017	Sarah Finnegan	10.00	2018	Sharene Mamby	10.00	2001	Syreeta Barnett	10.00	1997	Lexie Priessman	9.975 (3x)	2018	Myia Hambrick	9.975	2018	Sarah Finnegan	9.975 (3x)	2018	Kennedi Edney	9.975	2018	Rheagan Courville	9.975	2015	Sarie Morrison	9.975	2014	Annie Gagnon	9.975	2004	Beth Boudreaux	9.975 (2x)	2002	Jennifer Wood	9.975	1994	Sarah Finnegan	10.00	2018	April Burkholder	10.00 (2x)	2004-05	Terin Martinjak	10.00	2004	Amy McClosky	10.00	1996	Sarah Finnegan	9.975 (2x)	2017-18	Rheagan Courville	9.975	2014	Jessie Jordan	9.975	2014	Ashleigh Clare-Kearney	9.975	2008	Lisa Rennie	9.975	2005	April Burkholder	9.975 (4x)	2003-05	Amy McClosky	9.975	1996	<table border="0" style="width: 100%;"> <tr><td>Jennifer Wood</td><td>9.975</td><td>1995</td></tr> </table> <p><b>Floor</b></p> <table border="0" style="width: 100%;"> <tr><td>Myia Hambrick</td><td>10.00</td><td>2018</td></tr> <tr><td>Sarah Finnegan</td><td>10.00</td><td>2018</td></tr> <tr><td>Ashleigh Gnat</td><td>10.00 (4x)</td><td>2016</td></tr> <tr><td>Lloimincia Hall</td><td>10.00 (7x)</td><td>2013-15</td></tr> <tr><td>Ashleigh Clare-Kearney</td><td>10.00</td><td>2008</td></tr> <tr><td>Terin Martinjak</td><td>10.00</td><td>2004</td></tr> <tr><td>Nicki Butler</td><td>10.00</td><td>2004</td></tr> <tr><td>April Burkholder</td><td>10.00 (4x)</td><td>2003-05</td></tr> <tr><td>Nicki Arnstad</td><td>10.00 (2x)</td><td>2002</td></tr> <tr><td>Rachelle Fruge'</td><td>10.00</td><td>1991</td></tr> <tr><td>Myia Hambrick</td><td>9.975 (4x)</td><td>2018</td></tr> <tr><td>Sarah Finnegan</td><td>9.975</td><td>2018</td></tr> <tr><td>Kennedi Edney</td><td>9.975</td><td>2018</td></tr> <tr><td>McKenna Kelley</td><td>9.975</td><td>2017</td></tr> <tr><td>Ashleigh Gnat</td><td>9.975</td><td>2015</td></tr> <tr><td>Rheagan Courville</td><td>9.975 (2x)</td><td>2013, 15</td></tr> <tr><td>Lloimincia Hall</td><td>9.975 (6x)</td><td>2012, 14-15</td></tr> <tr><td>Maliah Mathis</td><td>9.975</td><td>2011</td></tr> <tr><td>Susan Jackson</td><td>9.975 (4x)</td><td>2008-09</td></tr> <tr><td>Lauren Klein</td><td>9.975</td><td>2007</td></tr> <tr><td>Ashleigh Clare-Kearney</td><td>9.975 (3x)</td><td>2007, 09</td></tr> <tr><td>April Burkholder</td><td>9.975 (4x)</td><td>2004-05</td></tr> <tr><td>Nicki Arnstad</td><td>9.975</td><td>2001</td></tr> <tr><td>Jennifer Wood</td><td>9.975</td><td>1995</td></tr> </table> <p><b>All-Around</b></p> <table border="0" style="width: 100%;"> <tr><td>April Burkholder</td><td>39.875</td><td>2003</td></tr> <tr><td>Rheagan Courville</td><td>39.825</td><td>2015</td></tr> <tr><td>Ashleigh Clare-Kearney</td><td>39.825</td><td>2008</td></tr> <tr><td>April Burkholder</td><td>39.825</td><td>2005</td></tr> <tr><td>Ashleigh Clare-Kearney</td><td>39.800</td><td>2008</td></tr> <tr><td>April Burkholder</td><td>39.800</td><td>2004</td></tr> <tr><td>Sarah Finnegan</td><td>39.775</td><td>2018</td></tr> </table>	Jennifer Wood	9.975	1995	Myia Hambrick	10.00	2018	Sarah Finnegan	10.00	2018	Ashleigh Gnat	10.00 (4x)	2016	Lloimincia Hall	10.00 (7x)	2013-15	Ashleigh Clare-Kearney	10.00	2008	Terin Martinjak	10.00	2004	Nicki Butler	10.00	2004	April Burkholder	10.00 (4x)	2003-05	Nicki Arnstad	10.00 (2x)	2002	Rachelle Fruge'	10.00	1991	Myia Hambrick	9.975 (4x)	2018	Sarah Finnegan	9.975	2018	Kennedi Edney	9.975	2018	McKenna Kelley	9.975	2017	Ashleigh Gnat	9.975	2015	Rheagan Courville	9.975 (2x)	2013, 15	Lloimincia Hall	9.975 (6x)	2012, 14-15	Maliah Mathis	9.975	2011	Susan Jackson	9.975 (4x)	2008-09	Lauren Klein	9.975	2007	Ashleigh Clare-Kearney	9.975 (3x)	2007, 09	April Burkholder	9.975 (4x)	2004-05	Nicki Arnstad	9.975	2001	Jennifer Wood	9.975	1995	April Burkholder	39.875	2003	Rheagan Courville	39.825	2015	Ashleigh Clare-Kearney	39.825	2008	April Burkholder	39.825	2005	Ashleigh Clare-Kearney	39.800	2008	April Burkholder	39.800	2004	Sarah Finnegan	39.775	2018	<table border="0" style="width: 100%;"> <tr><td>Kennedi Edney</td><td>39.775</td><td>2018</td></tr> <tr><td>Ashleigh Clare-Kearney</td><td>39.775</td><td>2007</td></tr> <tr><td>April Burkholder</td><td>39.775</td><td>2004</td></tr> </table>	Kennedi Edney	39.775	2018	Ashleigh Clare-Kearney	39.775	2007	April Burkholder	39.775	2004
Ashleigh Gnat	10.00 (5x)	2017																																																																																																																																																																																																									
Jessie Jordan	10.00	2015																																																																																																																																																																																																									
Rheagan Courville	10.00 (3x)	2013-15																																																																																																																																																																																																									
Sarie Morrison	10.00	2013																																																																																																																																																																																																									
Ashleigh Clare-Kearney	10.00 (4x)	2007-09																																																																																																																																																																																																									
April Burkholder	10.00 (2x)	2004-05																																																																																																																																																																																																									
Stephanie Hyett	10.00	1997																																																																																																																																																																																																									
Jennifer Wood	10.00 (9x)	1994-96																																																																																																																																																																																																									
Kennedi Edney	9.9875	2017																																																																																																																																																																																																									
Sarah Finnegan	10.00	2018																																																																																																																																																																																																									
Sharene Mamby	10.00	2001																																																																																																																																																																																																									
Syreeta Barnett	10.00	1997																																																																																																																																																																																																									
Lexie Priessman	9.975 (3x)	2018																																																																																																																																																																																																									
Myia Hambrick	9.975	2018																																																																																																																																																																																																									
Sarah Finnegan	9.975 (3x)	2018																																																																																																																																																																																																									
Kennedi Edney	9.975	2018																																																																																																																																																																																																									
Rheagan Courville	9.975	2015																																																																																																																																																																																																									
Sarie Morrison	9.975	2014																																																																																																																																																																																																									
Annie Gagnon	9.975	2004																																																																																																																																																																																																									
Beth Boudreaux	9.975 (2x)	2002																																																																																																																																																																																																									
Jennifer Wood	9.975	1994																																																																																																																																																																																																									
Sarah Finnegan	10.00	2018																																																																																																																																																																																																									
April Burkholder	10.00 (2x)	2004-05																																																																																																																																																																																																									
Terin Martinjak	10.00	2004																																																																																																																																																																																																									
Amy McClosky	10.00	1996																																																																																																																																																																																																									
Sarah Finnegan	9.975 (2x)	2017-18																																																																																																																																																																																																									
Rheagan Courville	9.975	2014																																																																																																																																																																																																									
Jessie Jordan	9.975	2014																																																																																																																																																																																																									
Ashleigh Clare-Kearney	9.975	2008																																																																																																																																																																																																									
Lisa Rennie	9.975	2005																																																																																																																																																																																																									
April Burkholder	9.975 (4x)	2003-05																																																																																																																																																																																																									
Amy McClosky	9.975	1996																																																																																																																																																																																																									
Jennifer Wood	9.975	1995																																																																																																																																																																																																									
Myia Hambrick	10.00	2018																																																																																																																																																																																																									
Sarah Finnegan	10.00	2018																																																																																																																																																																																																									
Ashleigh Gnat	10.00 (4x)	2016																																																																																																																																																																																																									
Lloimincia Hall	10.00 (7x)	2013-15																																																																																																																																																																																																									
Ashleigh Clare-Kearney	10.00	2008																																																																																																																																																																																																									
Terin Martinjak	10.00	2004																																																																																																																																																																																																									
Nicki Butler	10.00	2004																																																																																																																																																																																																									
April Burkholder	10.00 (4x)	2003-05																																																																																																																																																																																																									
Nicki Arnstad	10.00 (2x)	2002																																																																																																																																																																																																									
Rachelle Fruge'	10.00	1991																																																																																																																																																																																																									
Myia Hambrick	9.975 (4x)	2018																																																																																																																																																																																																									
Sarah Finnegan	9.975	2018																																																																																																																																																																																																									
Kennedi Edney	9.975	2018																																																																																																																																																																																																									
McKenna Kelley	9.975	2017																																																																																																																																																																																																									
Ashleigh Gnat	9.975	2015																																																																																																																																																																																																									
Rheagan Courville	9.975 (2x)	2013, 15																																																																																																																																																																																																									
Lloimincia Hall	9.975 (6x)	2012, 14-15																																																																																																																																																																																																									
Maliah Mathis	9.975	2011																																																																																																																																																																																																									
Susan Jackson	9.975 (4x)	2008-09																																																																																																																																																																																																									
Lauren Klein	9.975	2007																																																																																																																																																																																																									
Ashleigh Clare-Kearney	9.975 (3x)	2007, 09																																																																																																																																																																																																									
April Burkholder	9.975 (4x)	2004-05																																																																																																																																																																																																									
Nicki Arnstad	9.975	2001																																																																																																																																																																																																									
Jennifer Wood	9.975	1995																																																																																																																																																																																																									
April Burkholder	39.875	2003																																																																																																																																																																																																									
Rheagan Courville	39.825	2015																																																																																																																																																																																																									
Ashleigh Clare-Kearney	39.825	2008																																																																																																																																																																																																									
April Burkholder	39.825	2005																																																																																																																																																																																																									
Ashleigh Clare-Kearney	39.800	2008																																																																																																																																																																																																									
April Burkholder	39.800	2004																																																																																																																																																																																																									
Sarah Finnegan	39.775	2018																																																																																																																																																																																																									
Kennedi Edney	39.775	2018																																																																																																																																																																																																									
Ashleigh Clare-Kearney	39.775	2007																																																																																																																																																																																																									
April Burkholder	39.775	2004																																																																																																																																																																																																									

## TEAM PROGRAM BESTS

<p><b>Vault</b></p> <table border="0" style="width: 100%;"> <tr><td>1. 49.825 vs. Minnesota</td><td>3/6/15</td></tr> <tr><td>2. 49.675 at Arizona</td><td>3/15/19</td></tr> <tr><td>3. 49.650 NCAA Baton Rouge Regional</td><td>4/5/14</td></tr> <tr><td>4. 49.625 at SEC Championships</td><td>3/20/21</td></tr> <tr><td>at Kentucky</td><td>2/26/21</td></tr> <tr><td>vs. Florida</td><td>3/5/17</td></tr> <tr><td>at Centenary/New Hampshire</td><td>3/13/15</td></tr> <tr><td>NCAA Central Championships</td><td>4/12/08</td></tr> <tr><td>at Centenary</td><td>3/12/04</td></tr> </table> <p><b>Bars</b></p> <table border="0" style="width: 100%;"> <tr><td>1. 49.750 vs. Arizona</td><td>3/17/18</td></tr> <tr><td>2. 49.725 vs. Texas Woman's</td><td>2/18/18</td></tr> <tr><td>3. 49.650 vs. Kentucky</td><td>3/1/02</td></tr> <tr><td>4. 49.625 vs. Alabama</td><td>1/19/18</td></tr> <tr><td>5. 49.600 at Arizona</td><td>3/15/19</td></tr> <tr><td>vs. Arkansas</td><td>1/5/18</td></tr> <tr><td>vs. Iowa</td><td>1/9/15</td></tr> <tr><td>at Metroplex Challenge</td><td>2/15/14</td></tr> </table> <p><b>Beam</b></p> <table border="0" style="width: 100%;"> <tr><td>1. 49.725 vs. Arizona</td><td>3/17/18</td></tr> <tr><td>at NCAA Super Six Finals</td><td>4/15/17</td></tr> <tr><td>at Oklahoma</td><td>3/11/05</td></tr> <tr><td>4. 49.650 vs. Alabama</td><td>2/18/22</td></tr> <tr><td>49.650 vs. Oregon State</td><td>3/8/19</td></tr> <tr><td>49.650 vs. Georgia</td><td>3/1/19</td></tr> </table>	1. 49.825 vs. Minnesota	3/6/15	2. 49.675 at Arizona	3/15/19	3. 49.650 NCAA Baton Rouge Regional	4/5/14	4. 49.625 at SEC Championships	3/20/21	at Kentucky	2/26/21	vs. Florida	3/5/17	at Centenary/New Hampshire	3/13/15	NCAA Central Championships	4/12/08	at Centenary	3/12/04	1. 49.750 vs. Arizona	3/17/18	2. 49.725 vs. Texas Woman's	2/18/18	3. 49.650 vs. Kentucky	3/1/02	4. 49.625 vs. Alabama	1/19/18	5. 49.600 at Arizona	3/15/19	vs. Arkansas	1/5/18	vs. Iowa	1/9/15	at Metroplex Challenge	2/15/14	1. 49.725 vs. Arizona	3/17/18	at NCAA Super Six Finals	4/15/17	at Oklahoma	3/11/05	4. 49.650 vs. Alabama	2/18/22	49.650 vs. Oregon State	3/8/19	49.650 vs. Georgia	3/1/19	<p><b>Floor</b></p> <table border="0" style="width: 100%;"> <tr><td>1. 49.775 vs. Auburn</td><td>2/5/22</td></tr> <tr><td>2. 49.7125 at NCAA Semifinal II</td><td>4/14/17</td></tr> <tr><td>3. 49.700 vs. Auburn</td><td>3/4/18</td></tr> <tr><td>vs. Auburn</td><td>2/19/16</td></tr> <tr><td>vs. Minnesota</td><td>3/6/15</td></tr> <tr><td>vs. Missouri</td><td>2/28/14</td></tr> </table> <p><b>Team</b></p> <table border="0" style="width: 100%;"> <tr><td>1. 198.375 vs. Minnesota</td><td>3/6/15</td></tr> <tr><td>2. 198.325 NCAA Baton Rouge Regional</td><td>4/5/14</td></tr> <tr><td>3. 198.275 at NCAA Semifinal II</td><td>4/17/17</td></tr> <tr><td>4. 198.175 at Arizona</td><td>3/15/19</td></tr> <tr><td>vs. Texas Woman's</td><td>2/18/18</td></tr> <tr><td>vs. Florida</td><td>3/5/17</td></tr> </table>	1. 49.775 vs. Auburn	2/5/22	2. 49.7125 at NCAA Semifinal II	4/14/17	3. 49.700 vs. Auburn	3/4/18	vs. Auburn	2/19/16	vs. Minnesota	3/6/15	vs. Missouri	2/28/14	1. 198.375 vs. Minnesota	3/6/15	2. 198.325 NCAA Baton Rouge Regional	4/5/14	3. 198.275 at NCAA Semifinal II	4/17/17	4. 198.175 at Arizona	3/15/19	vs. Texas Woman's	2/18/18	vs. Florida	3/5/17
1. 49.825 vs. Minnesota	3/6/15																																																																						
2. 49.675 at Arizona	3/15/19																																																																						
3. 49.650 NCAA Baton Rouge Regional	4/5/14																																																																						
4. 49.625 at SEC Championships	3/20/21																																																																						
at Kentucky	2/26/21																																																																						
vs. Florida	3/5/17																																																																						
at Centenary/New Hampshire	3/13/15																																																																						
NCAA Central Championships	4/12/08																																																																						
at Centenary	3/12/04																																																																						
1. 49.750 vs. Arizona	3/17/18																																																																						
2. 49.725 vs. Texas Woman's	2/18/18																																																																						
3. 49.650 vs. Kentucky	3/1/02																																																																						
4. 49.625 vs. Alabama	1/19/18																																																																						
5. 49.600 at Arizona	3/15/19																																																																						
vs. Arkansas	1/5/18																																																																						
vs. Iowa	1/9/15																																																																						
at Metroplex Challenge	2/15/14																																																																						
1. 49.725 vs. Arizona	3/17/18																																																																						
at NCAA Super Six Finals	4/15/17																																																																						
at Oklahoma	3/11/05																																																																						
4. 49.650 vs. Alabama	2/18/22																																																																						
49.650 vs. Oregon State	3/8/19																																																																						
49.650 vs. Georgia	3/1/19																																																																						
1. 49.775 vs. Auburn	2/5/22																																																																						
2. 49.7125 at NCAA Semifinal II	4/14/17																																																																						
3. 49.700 vs. Auburn	3/4/18																																																																						
vs. Auburn	2/19/16																																																																						
vs. Minnesota	3/6/15																																																																						
vs. Missouri	2/28/14																																																																						
1. 198.375 vs. Minnesota	3/6/15																																																																						
2. 198.325 NCAA Baton Rouge Regional	4/5/14																																																																						
3. 198.275 at NCAA Semifinal II	4/17/17																																																																						
4. 198.175 at Arizona	3/15/19																																																																						
vs. Texas Woman's	2/18/18																																																																						
vs. Florida	3/5/17																																																																						

# 2023 LSU Gymnastics - Week 4 vs. Missouri

## POSSIBLE LINEUPS

Vault	Season High	Beam	Season High	All-Around	Season High
Elena Arenas	9.850	Kai Rivers	9.850	Haleigh Bryant	39.675
Alyona Shchennikova	9.875	Sierra Ballard	9.825	Aleah Finnegan	39.500
Chase Brock	9.800	KJ Johnson	9.725	Alyona Shchennikova	--
KJ Johnson	9.875	Elena Arenas	9.925	Elena Arenas	--
Aleah Finnegan	9.850	Haleigh Bryant	9.950		
Haleigh Bryant	9.925	Aleah Finnegan	9.900		
Bars	Season High	Floor	Season High		
Alexis Jeffrey	9.900	Sierra Ballard	9.900		
Elena Arenas	9.875	Alyona Shchennikova	9.925		
Tori Tatum	9.875	Chase Brock	9.150		
Aleah Finnegan	9.925	KJ Johnson	9.850		
Alyona Shchennikova	9.875	Haleigh Bryant	9.900		
Haleigh Bryant	9.950	Aleah Finnegan	9.950		

## GYMNAST SEASON AND CAREER HIGHS

NAME	SEASON HIGHS					CAREER HIGHS				
	VAULT	BARS	BEAM	FLOOR	ALL-AROUND	VAULT	BARS	BEAM	FLOOR	ALL-AROUND
Elena Arenas	9.850	9.875	9.925	--	--	9.950	9.875	9.925	9.875	--
Sierra Ballard	--	--	9.825	9.900	--	--	--	9.825	9.925	--
Annie Beard	--	--	--	--	--	--	--	--	--	--
Chase Brock	9.800	--	--	9.150	--	9.900	9.875	--	--	--
Haleigh Bryant	9.925	9.950	9.950	9.900	39.675	10.000	9.950	9.950	9.975	39.750
Ashley Cowan	--	--	--	--	--	--	--	--	--	--
Olivia Dunne	--	--	--	--	--	--	9.925	--	9.900	--
Aleah Finnegan	9.850	9.925	9.900	9.950	39.500	9.850	9.925	9.925	9.950	39.500
Cammy Hall	--	--	--	--	--	--	--	--	--	--
Alexis Jeffrey	--	9.900	--	--	--	--	9.900	--	--	--
Kiya Johnson	9.875	9.900	9.850	9.900	39.400	10.000	9.950	10.000	10.000	39.750
KJ Johnson	9.875	--	9.725	9.850	--	9.950	--	9.725	9.950	--
Lexi Nibbs	--	--	--	--	--	9.775	--	--	--	--
Maddie Rau	--	--	--	--	--	9.850	--	--	--	--
Kai Rivers	--	--	9.850	--	--	9.900	9.900	9.950	--	--
Alyona Shchennikova	9.875	9.875	--	9.925	--	9.950	9.950	9.925	9.925	39.525
Tori Taum	--	9.875	--	--	--	--	9.875	--	--	--
Bryce Wilson	--	--	9.775	--	--	--	--	9.775	--	--

## 2023 INDIVIDUAL TITLES

### Jan. 6 at #3 Utah

VAULT  
Haleigh Bryant - 9.900

ALL-AROUND  
Haleigh Bryant - 39.675

FLOOR  
Aleah Finnegan - 9.950

ALL-AROUND  
Haleigh Bryant - 39.450  
Aleah Finnegan - 39.450

### Jan. 13 at #12 Kentucky

BARS  
Haleigh Bryant - 9.950

BEAM  
Haleigh Bryant - 9.950

ALL-AROUND  
Haleigh Bryant - 39.575

### Jan. 16 vs #1 Oklahoma

VAULT  
Haleigh Bryant - 9.925

BEAM  
Haleigh Bryant - 9.950

## ROUTINE BREAKDOWNS

### VAULT - GARRETT GRIFFETH

<b>PROBABLE</b>	<b>ELENA ARENAS</b> Yurchenko Full	<b>ALYONA SHCHENNIKOVA</b> Yurchenko 1.5 (Yurchenko Full)	<b>CHASE BROCK</b> Yurchenko Full (Yurchenko Full and a Half)	<b>KJ JOHNSON</b> Yurchenko Full	<b>ALEAH FINNEGAN</b> Omelianchik	<b>HALEIGH BRYANT</b> Front Handspring-Front Pike Half
	<b>ALEXIS JEFFREY</b> Yurchenko Full					

### BARS -JAY CLARK

<b>PROBABLE</b>	<b>ALEXIS JEFFREY</b> Maloney immediate pak, 1/2 pirouette, half in-half out	<b>ELENA ARENAS</b> Tkatchev immediate pak salto, 1/2 pirouette, double layout dismount	<b>TORI TATUM</b> Ray immediate pak salto, 1/2 pirouette, half in-half out	<b>ALEAH FINNEGAN</b> Toe-handstand, delchev, ball handstand, double arabian	<b>ALYONA SHCHENNIKOVA</b> Ray immediate pak salto, 1/2 pirouette, double layout	<b>HALEIGH BRYANT</b> Blind change, jaegar, bail handstand, blind change, double front half out
	<b>ASHLEY COWAN</b> Ray immediate bail to double layout					

### BEAM - ASHLEIGH GNAT

<b>PROBABLE</b>	<b>KAI RIVERS</b> Backhandspring + Back Layout, Full Turn, Switch Leap Half, Switch Leap + Straddle Quarter, Round off + Double full dismount	<b>SIERRA BALLARD</b> Backhandspring + Back Layout, Full turn, Sissone + Switch Leap ½, Front toss, Round off + One and a half dismount	<b>KJ JOHNSON</b> Press Handstand Mount, Switch Leap + Straddle Quarter, Backhandspring + Back Layout, Side Aerial + Sissone, Full Turn, Backhandspring + One and a Half Dismount	<b>ELENA ARENAS</b> Switch Leap + Split Jump, Backhandspring + Back Layout, Front Toss, Full Turn, Switch leap Half, Round off + One and a half Dismount	<b>HALEIGH BRYANT</b> Front Aerial + Backhandspring, Switch leap + Straddle Quarter, Full turn, Standing Front Tuck, Split Jump, Rudi Dismount	<b>ALEAH FINNEGAN</b> Backhandspring + Back Layout + Back Layout, Switch Leap + Split Jump, Front Aerial, Full turn, Gainer Full Dismount
	<b>ALYONA SHCHENNIKOVA</b> Full turn, Front Aerial + Backhandspring + Backhandspring, Switch leap + Split Jump, Side Aerial, Backhandspring + Gainer Full Dismount					

### FLOOR - COURTNEY MCCOOL GRIFFETH

<b>PROBABLE</b>	<b>SIERRA BALLARD</b> Double layout, 1.5 front layout stag jump, switch ring + switch half to knee, double pike	<b>ALYONA SHCHENNIKOVA</b> Front double full, 1.5-front layout, switch leap-switch ½ ring, front handspring-rudi-split jump	<b>CHASE BROCK</b>	<b>KJ JOHNSON</b> full-in, back 1.5 front layout, switch side + popa, double tuck	<b>ALEAH FINNEGAN</b> double arabian stag jump, 2.5 front tuck, switch ring + tour jete half, back 1.5 front layout	<b>HALEIGH BRYANT</b> Front handspring-double front, front layout-rudi, switch ring + switch half, front handspring front double full
	<b>ELENA ARENAS</b> Front handspring- front double full, switch half + wolf full + wolf full, cartwheel-back layout, front layout-front full					



# 2023 LSU Gymnastics - Week 4 vs. Missouri

## CAREER INDIVIDUAL TITLES

**Sr. Kiya Johnson - 40 total titles**  
**15 Floor, 9 All-Around, 8 Vault, 5 Beam, 3 Bars**

### 2022 Titles - 6 Total

BB (2)	9.950	2/11 at Florida
	10.000	2/18 vs. Alabama
FX (2)	10.000	2/5 vs. Auburn
	9.950	2/25 at TWU Quad
UB (1)	9.900	1/28 at Georgia
AA (1)	39.450	2/25 at TWU Quad

### 2021 Titles - 10 Total Titles

FX (6)	10.000	1/8 vs. Arkansas
	9.975	1/15 at Arkansas
	10.000	3/5 vs. Missouri
	10.000	3/20 at SEC Championships
	9.950	4/2 at NCAA Second Round
	9.950	4/3 at NCAA Regional Final
AA (2)	39.625	3/5 vs. Missouri
	39.700	4/2 at NCAA Second Round
VT (2)	9.950	2/26 at Kentucky
	9.950	4/2 at NCAA Second Round

### 2020 Titles - 24 Total

FX (7)	9.950	1/3 vs. Arizona
	9.900	1/17 vs. Auburn
	9.975	1/24 at Florida
	9.950	1/31 vs. Alabama
	9.950	2/14 at GymQuarters
	9.975	2/16 vs. Kentucky
	9.925	2/21 at Missouri
AA (6)	39.525	1/10 at Georgia
	39.600	1/17 vs. Auburn
	39.600	1/31 vs. Alabama
	39.575	2/at Oregon St. Tri
	39.750	2/14 at GymQuarters
	39.650	2/16 vs. Kentucky
VT (6)	9.900	1/3 vs. Arizona
	9.925	1/10 at Georgia
	9.925	1/17 vs. Auburn
	9.950	1/31 vs. Alabama
	9.900	2/8 at Oregon St. Tri
	10.000	2/14 at GymQuarters
BB (3)	9.900	1/17 vs. Auburn
	10.000	1/24 at Florida
	9.925	2/14 at Gymquaters
UB (2)	9.900	2/8 at Oregon State Tri
	9.950	2/28 vs. Arkansas

**Jr. Haleigh Bryant - 37 Total Titles**  
**16 Vault, 11 All-Around, 5 Bars, 4 Beam, 2 Floor**

### 2023 Titles - 8 total

VT (2)	9.900	1/6 at #3 Utah
	9.925	1/16 vs #1 Oklahoma
AA (3)	39.450	1/6 at #3 Utah
	39.575	1/13 at #12 Kentucky
	39.675	1/16 vs #1 Oklahoma
UB (1)	9.950	1/13 at #12 Kentucky
BB (1)	9.950	1/13 at #12 Kentucky
	9.950	1/16 vs #1 Oklahoma

### 2022 Titles - 16 Total

VT (6)	9.925	1/7 vs. Centenary
	10.000	2/5 vs. Auburn
	10.000	2/20 at Missouri w/Arkansas
	9.950	2/25 at TWU Quad
	9.950	3/4 vs. Kentucky
	10.000	3/11 vs. Utah
UB (4)	9.900	1/28 at Georgia
	9.950	2/11 at Florida
	9.925	2/25 at TWU Quad
	9.950	3/4 vs. Kentucky
AA (4)	39.675	2/18 vs. Alabama
	39.700	2/20 at Missouri w/Arkansas
	39.750	3/4 vs. Kentucky
	39.700	3/11 vs. Utah
BB (2)	9.875	1/7 vs. Centenary

9.950 3/4 vs. Kentucky

### 2021 Titles - 14 Total

VT (8)	9.900	1/8 vs. Arkansas
	9.900	1/22 vs. Georgia
	9.900	2/5 at Auburn
	10.000	3/5 vs. Missouri
	9.950	3/20 at SEC Championships
	9.950	4/2 at NCAA Second Round
	10.000	4/3 at NCAA Regional Final
	9.95	4/16 at NCAA Semifinal II
AA (4)	39.600	1/15 at Arkansas
	39.475	1/22 vs. Georgia
	39.550	2/5 at Auburn
	39.625	3/5 vs. Missouri
FX (2)	9.950	1/15 at Arkansas
	9.950	2/26 at Kentucky

**Sr. Alyona Shchennikova - 10 Total**  
**4 Bars, 2 Vault, 2 All-Around, 1 Beam, 1 Floor**

### 2022 Titles - 5 Total

AA (2)	39.300	1/7 vs. Centenary
	38.975	1/28 at Georgia
UB (2)	9.950	1/7 vs. Centenary
	9.925	3/11 vs. Utah
FX (1)	9.900	1/28 at Georgia

### 2021 Titles - 4 Total

VT(2)	9.900	2/5 at Auburn
	9.950	2/26 at Kentucky
UB (1)	9.900	3/5 vs. Missouri
BB (1)	9.925	2/26 at Kentucky

### 2020 Title - 1 Total

UB (1)	9.950	2/14 at GymQuarters
--------	-------	---------------------

**Sr. Kai Rivers - 2 Total Titles**

### 2022 Titles - 1 Total

UB (1)	9.900	1/28 at Georgia
--------	-------	-----------------

### 2020 Title - 1 Total

UB (1)	9.90	2/8 at Oregon St. Tri
--------	------	-----------------------

**Jr. Elena Arenas - 2 Total Titles**  
**2 Vault**

### 2021 Title - 2 Vault

VT(2)	9.900	2/5 at Auburn
	9.950	3/20 at SEC Championships

**So. Aleah Finnegan - 4 Total Titles**  
**1 Beam, 2 Floor, 1 All-Around**

### 2023 Title - 3 Total

FX (2)	9.950	1/6 at #3 Utah
	9.950	1/16 vs #1 Oklahoma
AA (1)	39.450	1/6 at #3 Utah

### 2022 Title - 1 Total

BB (1)	9.925	2/25 at TWU Quad
--------	-------	------------------

**So. KJ Johnson - 2 Total Titles**  
**1 Vault, 1 Floor**

### 2022 Titles - 2 Total

FX (1)	9.900	1/7 vs. Centenary
VT (1)	9.950	2/25 at TWU Quad

## TOP GYMNASTICS ATTENDANCE FIGURES IN MARAVICH CENTER HISTORY

RANK	ATTENDANCE	OPPONENT	DATE	RESULT	SCORE
1.	13,729	Alabama	1/19/18	W	197.450-196.725
2.	13,659	Auburn	2/5/22	W	197.975-197.750
3.	13,296	Alabama	3/4/16	W	197.925-196.225
4.	13,185	Kentucky	2/2/18	W	197.225-196.700
5.	13,179	Minnesota	3/6/15	W	198.375-195.450
6.	12,838	Kentucky	3/4/22	L	197.500-197.450
7.	12,637	Alabama	1/31/20	L	196.775-196.425
8.	12,609	Florida	3/5/17	W	198.150-196.600
9.	12,217	Florida	2/20/15	W	197.950-197.425
10.	12,147	Arkansas	2/28/20	W	197.125-195.725
11.	12,093	Florida	1/18/19	L	197.500-197.425
12.	12,090	Auburn	3/4/18	W	198.100-195.625
13.	11,532	Texas Woman's	1/20/17	W	197.475-192.625
14.	11,515	NC State	2/1/19	W	197.150-195.375
15.	11,287	Arizona	3/17/18	W	198.125-195.525
16.	11,227	Auburn	1/17/20	W	196.575-196.275
17.	11,069	Kentucky	2/16/20	W	197.500-196.625
18.	11,055	Texas Woman's	2/18/18	W	198.175-194.200
19.	11,047	Missouri	2/17/19	W	197.650-195.475
20.	11,015	Oregon State	3/8/19	W	198.150-196.375
21.	10,788	Cal	1/4/19	W	196.775-195.650
22.	10,755	Arkansas	1/5/18	W	197.150-195.350
23.	10,177	Auburn	2/19/16	W	197.825-197.125
24.	10,052	Kentucky	1/22/16	W	196.575-195.100
25.	10,031	Georgia	3/1/19	W	197.900-196.325
26.	10,006	Arizona	1/3/20	W	195.725-195.025
27.	10,001	Missouri	2/3/17	W	197.425-195.425
28.	9,546	New Hampshire	3/10/17	W	197.875-195.300
29.	9,007	George Washington/Iowa	2/19/17	1st	197.975 (LSU)
30.	8,574	Alabama	3/8/13	L	197.725-197.500
31.	8,228	Oklahoma	1/9/16	W	196.950-196.725
32.	8,055	Alabama	1/31/14	W	197.650-196.825
33.	7,819	NCAA Baton Rouge Regional Final	4/6/19	1st	197.500 (LSU)
34.	7,779	Arkansas	2/5/16	W	197.425-196.150
35.	7,722	Georgia	2/6/15	W	198.075-196.850
36.	7,717	Alabama	2/22/08	L	196.300-196.125
37.	7,602	Georgia	1/6/17	W	197.825-193.600
38.	7,267	Missouri	1/23/15	W	197.350-192.725

## YEAR-BY-YEAR HOME RECORD

YEAR	MEETS	RECORD	PERCENTAGE	YEAR	MEETS	RECORD	PERCENTAGE
1975	3	5-0	1.000	1999	6	11-2	.846
1976	4	8-0	1.000	2000	5	5-0	1.000
1977	5	6-0	1.000	2001	5	7-1	.875
1978	5	7-0	1.000	2002	7	12-0	1.000
1979	5	11-1	.917	2003	4	2-2	.500
1980	6	9-0	1.000	2004	6	10-1	.909
1981	4	7-1	.875	2005	6	8-0	1.000
1982	5	5-0	1.000	2006	8	9-7	.563
1983	3	3-0	1.000	2007	6	4-2	.667
1984	3	3-0	1.000	2008	7	11-1	.917
1985	6	2-4	.333	2009	5	5-1	.833
1986	5	8-1	.889	2010	6	6-0	1.000
1987	5	6-0	1.000	2011	5	2-3	.400
1988	6	11-1-1	.846	2012	5	4-1	.800
1989	6	8-1	.889	2013	5	4-1	.800
1990	5	5-0	1.000	2014	7	11-0	1.000
1991	5	2-3	.400	2015	5	5-0	1.000
1992	6	4-8	.333	2016	5	5-0	1.000
1993	5	9-3	.750	2017	6	7-0	1.000
1994	3	3-0-1	.875	2018	6	6-0	1.000
1995	5	5-2	.714	2019	8	11-1	.917
1996	5	8-4	.667	2020	5	4-1	.800
1997	5	3-1-1	.700	2021	4	3-1	.750
1998	6	8-3	.727	2022	5	4-3	.571
<b>TOTAL</b>	<b>253</b>	<b>302-61-5</b>	<b>.831</b>				

# 2023 LSU Gymnastics - Week 4 vs. Missouri

## 2023 TEAM RESULTS

Overall Record: 0-3 Regular Season Record: 0-3 Postseason Record: 0-0 SEC Record: 0-1 Home: 0-1 Away: 0-2 Neutral: 0-0

DATE	MEET	TEAMS	RESULT	TEAM SCORE	Vault	BARS	BEAM	FLOOR	ATTENDANCE
1/6	at Utah	<b>#6 LSU</b> #3 Utah	L	<b>196.775</b> 197.225	<b>49.300</b> 49.350	<b>49.000</b> 49.225	<b>49.100</b> 49.475	<b>49.375</b> 49.225	<b>11,585</b>
1/13	at Kentucky^	<b>#10 LSU</b> #12 Kentucky	L	<b>196.575</b> 197.125	<b>49.200</b> 49.300	<b>49.475</b> 49.325	<b>49.075</b> 49.325`	<b>48.825</b> 49.175	10,558
<b>1/16</b>	<b>Oklahoma*</b>	<b>#13 LSU</b> #1 Oklahoma	L	<b>197.450</b> 197.600	<b>49.325</b> 49.425	<b>49.500</b> 49.400	<b>49.225</b> 49.325	<b>49.450</b> 49.450	<b>12,065</b>
<b>1/20</b>	<b>Missouri^</b>	---	-	---	---	---	---	---	---
1/27	at Arkansas^	---	-	---	---	---	---	---	---
<b>2/3</b>	<b>Georgia^</b>	---	-	---	---	---	---	---	---
2/10	at Auburn^	---	-	---	---	---	---	---	---
<b>2/17</b>	<b>Florida^</b>	---	-	---	---	---	---	---	---
2/24	at Alabama^	---	-	---	---	---	---	---	---
3/3	Podium Challenge	California George Washington Washington	-	---	---	---	---	---	---
<b>3/10</b>	<b>West Virginia</b>	---	-	---	---	---	---	---	---
3/18	SEC Championships (Duluth, Ga.)	---	-	---	---	---	---	---	---
3/30	NCAA Regional Second Round Potential Hosts: Denver, Oklahoma, Pittsburgh, UCLA	---	-	---	---	---	---	---	---
4/1	NCAA Regional Final	---	-	---	---	---	---	---	---
4/13	NCAA Semifinal (Fort Worth, Texas)	---	-	---	---	---	---	---	---
4/15	NCAA Championship (Fort Worth, Texas)	---	-	---	---	---	---	---	---
					<b>Season Average</b>	<b>VT Avg.</b>	<b>UB Avg.</b>	<b>BB Avg.</b>	<b>FX Avg.</b>
					<b>196.675</b>	<b>49.250</b>	<b>49.238</b>	<b>49.088</b>	<b>49.100</b>

### KEY

^ - Denotes SEC meet, \* - Denotes season high, # - Denotes School Record

# 2023 LSU Gymnastics - Week 4 vs. Missouri

## 2023 LSU GYMNASTICS INDIVIDUAL RESULTS AND STATISTICS

### Elena Arenas

		Vault	Bars	Beam	Floor	A-A
1/6	at #3 Utah	9.850	9.750	--	--	--
1/13	at #12 Kentucky	9.800	9.825	9.925*	--	--
1/16	#1 Oklahoma	9.775	9.875	9.875	--	--
1/20	Missouri	--	--	--	--	--
1/27	at Arkansas	--	--	--	--	--
2/3	Georgia	--	--	--	--	--
2/10	at Auburn	--	--	--	--	--
2/17	Florida	--	--	--	--	--
2/24	at Alabama	--	--	--	--	--
3/3	at Podium Challenge	--	--	--	--	--
3/10	West Virginia	--	--	--	--	--
3/18	SEC Championships	--	--	--	--	--
3/30	NCAA Regional Second Round	--	--	--	--	--
4/1	NCAA Regional Final	--	--	--	--	--
4/13	NCAA Semifinal	--	--	--	--	--
4/15	NCAA Championship	--	--	--	--	--
<b>Season Average</b>		<b>9.808</b>	<b>9.817</b>	<b>9.900</b>	--	--
<b>Season High</b>		<b>9.850</b>	<b>9.875</b>	<b>9.925</b>	--	--
<b>Career High</b>		<b>9.950</b>	<b>9.875</b>	<b>9.925</b>	<b>9.875</b>	--

### Sierra Ballard

		Vault	Bars	Beam	Floor	A-A
1/6	at #3 Utah	--	--	--	9.825	--
1/13	at #12 Kentucky	--	--	--	9.850	--
1/16	#1 Oklahoma	--	--	9.825*	9.900	--
1/20	Missouri	--	--	--	--	--
1/27	at Arkansas	--	--	--	--	--
2/3	Georgia	--	--	--	--	--
2/10	at Auburn	--	--	--	--	--
2/17	Florida	--	--	--	--	--
2/24	at Alabama	--	--	--	--	--
3/3	at Podium Challenge	--	--	--	--	--
3/10	West Virginia	--	--	--	--	--
3/18	SEC Championships	--	--	--	--	--
3/30	NCAA Regional Second Round	--	--	--	--	--
4/1	NCAA Regional Final	--	--	--	--	--
4/13	NCAA Semifinal	--	--	--	--	--
4/15	NCAA Championship	--	--	--	--	--
<b>Season Average</b>		--	--	<b>9.825</b>	<b>9.858</b>	--
<b>Season High</b>		--	--	<b>9.825</b>	<b>9.900</b>	--
<b>Career High</b>		--	--	<b>9.825</b>	<b>9.925</b>	--

### Annie Beard

		Vault	Bars	Beam	Floor	A-A
1/6	at #3 Utah	--	--	--	--	--
1/13	at #12 Kentucky	--	--	--	--	--
1/16	#1 Oklahoma	--	--	--	--	--
1/20	Missouri	--	--	--	--	--
1/27	at Arkansas	--	--	--	--	--
2/3	Georgia	--	--	--	--	--
2/10	at Auburn	--	--	--	--	--
2/17	Florida	--	--	--	--	--
2/24	at Alabama	--	--	--	--	--
3/3	at Podium Challenge	--	--	--	--	--
3/10	West Virginia	--	--	--	--	--
3/18	SEC Championships	--	--	--	--	--
3/30	NCAA Regional Second Round	--	--	--	--	--
4/1	NCAA Regional Final	--	--	--	--	--
4/13	NCAA Semifinal	--	--	--	--	--
4/15	NCAA Championship	--	--	--	--	--
<b>Season Average</b>		--	--	--	--	--
<b>Season High</b>		--	--	--	--	--
<b>Career High</b>		--	--	--	--	--

### Chase Brock

		Vault	Bars	Beam	Floor	A-A
1/6	at #3 Utah	--	--	--	--	--
1/13	at #12 Kentucky	--	--	--	--	--
1/16	#1 Oklahoma	9.800	--	--	9.150*	--
1/20	Missouri	--	--	--	--	--
1/27	at Arkansas	--	--	--	--	--
2/3	Georgia	--	--	--	--	--
2/10	at Auburn	--	--	--	--	--
2/17	Florida	--	--	--	--	--
2/24	at Alabama	--	--	--	--	--
3/3	at Podium Challenge	--	--	--	--	--
3/10	West Virginia	--	--	--	--	--
3/18	SEC Championships	--	--	--	--	--
3/30	NCAA Regional Second Round	--	--	--	--	--
4/1	NCAA Regional Final	--	--	--	--	--
4/13	NCAA Semifinal	--	--	--	--	--
4/15	NCAA Championship	--	--	--	--	--
<b>Season Average</b>		<b>9.800</b>	--	--	<b>9.150</b>	--
<b>Season High</b>		<b>9.800</b>	--	--	<b>9.150</b>	--
<b>Career High</b>		<b>9.900</b>	<b>9.875</b>	--	<b>9.150</b>	--

### Haleigh Bryant

		Vault	Bars	Beam	Floor	A-A
1/6	at #3 Utah	9.900	9.825	9.850	9.875	39.450
1/13	at #12 Kentucky	9.900	9.950	9.950	9.775	39.575
1/16	#1 Oklahoma	9.925	9.900	9.950	9.900	39.675
1/20	Missouri	--	--	--	--	--
1/27	at Arkansas	--	--	--	--	--
2/3	Georgia	--	--	--	--	--
2/10	at Auburn	--	--	--	--	--
2/17	Florida	--	--	--	--	--
2/24	at Alabama	--	--	--	--	--
3/3	at Podium Challenge	--	--	--	--	--
3/10	West Virginia	--	--	--	--	--
3/18	SEC Championships	--	--	--	--	--
3/30	NCAA Regional Second Round	--	--	--	--	--
4/1	NCAA Regional Final	--	--	--	--	--
4/13	NCAA Semifinal	--	--	--	--	--
4/15	NCAA Championship	--	--	--	--	--
<b>Season Average</b>		<b>9.908</b>	<b>9.892</b>	<b>9.917</b>	<b>9.850</b>	<b>39.567</b>
<b>Season High</b>		<b>9.925</b>	<b>9.950</b>	<b>9.950</b>	<b>9.900</b>	<b>39.675</b>
<b>Career High</b>		<b>10.000</b>	<b>9.950</b>	<b>9.950</b>	<b>9.975</b>	<b>39.750</b>

### Ashley Cowan

		Vault	Bars	Beam	Floor	A-A
1/6	at #3 Utah	--	--	--	--	--
1/13	at #12 Kentucky	--	--	--	--	--
1/16	#1 Oklahoma	--	--	--	--	--
1/20	Missouri	--	--	--	--	--
1/27	at Arkansas	--	--	--	--	--
2/3	Georgia	--	--	--	--	--
2/10	at Auburn	--	--	--	--	--
2/17	Florida	--	--	--	--	--
2/24	at Alabama	--	--	--	--	--
3/3	at Podium Challenge	--	--	--	--	--
3/10	West Virginia	--	--	--	--	--
3/18	SEC Championships	--	--	--	--	--
3/30	NCAA Regional Second Round	--	--	--	--	--
4/1	NCAA Regional Final	--	--	--	--	--
4/13	NCAA Semifinal	--	--	--	--	--
4/15	NCAA Championship	--	--	--	--	--
<b>Season Average</b>		--	--	--	--	--
<b>Season High</b>		--	--	--	--	--
<b>Career High</b>		--	--	--	--	--

# 2023 LSU Gymnastics - Week 4 vs. Missouri

## 2023 LSU GYMNASTICS INDIVIDUAL RESULTS AND STATISTICS

### Olivia Dunne

		Vault	Bars	Beam	Floor	A-A
1/6	at #3 Utah	--	--	--	--	--
1/13	at #12 Kentucky	--	--	--	--	--
1/16	#1 Oklahoma	--	--	--	--	--
1/20	Missouri	--	--	--	--	--
1/27	at Arkansas	--	--	--	--	--
2/3	Georgia	--	--	--	--	--
2/10	at Auburn	--	--	--	--	--
2/17	Florida	--	--	--	--	--
2/24	at Alabama	--	--	--	--	--
3/3	at Podium Challenge	--	--	--	--	--
3/10	West Virginia	--	--	--	--	--
3/18	SEC Championships	--	--	--	--	--
3/30	NCAA Regional Second Round	--	--	--	--	--
4/1	NCAA Regional Final	--	--	--	--	--
4/13	NCAA Semifinal	--	--	--	--	--
4/15	NCAA Championship	--	--	--	--	--
<b>Season Average</b>		--	--	--	--	--
<b>Season High</b>		--	--	--	--	--
<b>Career High</b>		--	9.925	--	9.900	--

### Aleah Finnegan

		Vault	Bars	Beam	Floor	A-A
1/6	at #3 Utah	9.850*	9.750	9.900	9.950*	39.450
1/13	at #12 Kentucky	9.750	9.900	9.775	9.500	38.925
1/16	#1 Oklahoma	9.850*	9.925*	9.775	9.950*	39.500*
1/20	Missouri	--	--	--	--	--
1/27	at Arkansas	--	--	--	--	--
2/3	Georgia	--	--	--	--	--
2/10	at Auburn	--	--	--	--	--
2/17	Florida	--	--	--	--	--
2/24	at Alabama	--	--	--	--	--
3/3	at Podium Challenge	--	--	--	--	--
3/10	West Virginia	--	--	--	--	--
3/18	SEC Championships	--	--	--	--	--
3/30	NCAA Regional Second Round	--	--	--	--	--
4/1	NCAA Regional Final	--	--	--	--	--
4/13	NCAA Semifinal	--	--	--	--	--
4/15	NCAA Championship	--	--	--	--	--
<b>Season Average</b>		9.817	9.858	9.817	9.850	39.292
<b>Season High</b>		9.850	9.925	9.900	9.950	39.500
<b>Career High</b>		9.850	9.925	9.925	9.950	39.500

### Cammy Hall

		Vault	Bars	Beam	Floor	A-A
1/6	at #3 Utah	--	--	--	--	--
1/13	at #12 Kentucky	--	--	--	--	--
1/16	#1 Oklahoma	--	--	--	--	--
1/20	Missouri	--	--	--	--	--
1/27	at Arkansas	--	--	--	--	--
2/3	Georgia	--	--	--	--	--
2/10	at Auburn	--	--	--	--	--
2/17	Florida	--	--	--	--	--
2/24	at Alabama	--	--	--	--	--
3/3	at Podium Challenge	--	--	--	--	--
3/10	West Virginia	--	--	--	--	--
3/18	SEC Championships	--	--	--	--	--
3/30	NCAA Regional Second Round	--	--	--	--	--
4/1	NCAA Regional Final	--	--	--	--	--
4/13	NCAA Semifinal	--	--	--	--	--
4/15	NCAA Championship	--	--	--	--	--
<b>Season Average</b>		--	--	--	--	--
<b>Season High</b>		--	--	--	--	--
<b>Career High</b>		--	--	--	--	--

### Alexis Jeffrey

		Vault	Bars	Beam	Floor	A-A
1/6	at #3 Utah	--	9.875	--	--	--
1/13	at #12 Kentucky	--	9.900*	--	--	--
1/16	#1 Oklahoma	--	9.800	--	--	--
1/20	Missouri	--	--	--	--	--
1/27	at Arkansas	--	--	--	--	--
2/3	Georgia	--	--	--	--	--
2/10	at Auburn	--	--	--	--	--
2/17	Florida	--	--	--	--	--
2/24	at Alabama	--	--	--	--	--
3/3	at Podium Challenge	--	--	--	--	--
3/10	West Virginia	--	--	--	--	--
3/18	SEC Championships	--	--	--	--	--
3/30	NCAA Regional Second Round	--	--	--	--	--
4/1	NCAA Regional Final	--	--	--	--	--
4/13	NCAA Semifinal	--	--	--	--	--
4/15	NCAA Championship	--	--	--	--	--
<b>Season Average</b>		--	9.858	--	--	--
<b>Season High</b>		--	9.900	--	--	--
<b>Career High</b>		--	9.900	--	--	--

### Kiya Johnson

		Vault	Bars	Beam	Floor	A-A
1/6	at #3 Utah	9.875	9.775	9.850	9.900	39.350
1/13	at #12 Kentucky	9.875	9.900	--	9.15	--
1/16	#1 Oklahoma	--	--	--	--	--
1/20	Missouri	--	--	--	--	--
1/27	at Arkansas	--	--	--	--	--
2/3	Georgia	--	--	--	--	--
2/10	at Auburn	--	--	--	--	--
2/17	Florida	--	--	--	--	--
2/24	at Alabama	--	--	--	--	--
3/3	at Podium Challenge	--	--	--	--	--
3/10	West Virginia	--	--	--	--	--
3/18	SEC Championships	--	--	--	--	--
3/30	NCAA Regional Second Round	--	--	--	--	--
4/1	NCAA Regional Final	--	--	--	--	--
4/13	NCAA Semifinal	--	--	--	--	--
4/15	NCAA Championship	--	--	--	--	--
<b>Season Average</b>		9.875	9.837	9.850	9.525	39.350
<b>Season High</b>		9.875	9.900	9.850	9.900	39.350
<b>Career High</b>		10.000	9.950	10.000	10.000	39.750

### KJ Johnson

		Vault	Bars	Beam	Floor	A-A
1/6	at #3 Utah	9.775	--	9.725	9.500	--
1/13	at #12 Kentucky	9.875	--	9.575	9.850	--
1/16	#1 Oklahoma	9.875	--	9.750*	9.775	--
1/20	Missouri	--	--	--	--	--
1/27	at Arkansas	--	--	--	--	--
2/3	Georgia	--	--	--	--	--
2/10	at Auburn	--	--	--	--	--
2/17	Florida	--	--	--	--	--
2/24	at Alabama	--	--	--	--	--
3/3	at Podium Challenge	--	--	--	--	--
3/10	West Virginia	--	--	--	--	--
3/18	SEC Championships	--	--	--	--	--
3/30	NCAA Regional Second Round	--	--	--	--	--
4/1	NCAA Regional Final	--	--	--	--	--
4/13	NCAA Semifinal	--	--	--	--	--
4/15	NCAA Championship	--	--	--	--	--
<b>Season Average</b>		9.842	--	9.683	9.708	--
<b>Season High</b>		9.875	--	9.750	9.850	--
<b>Career High</b>		9.950	--	9.750	9.950	--

# 2023 LSU Gymnastics - Week 4 vs. Missouri

## 2023 LSU GYMNASTICS INDIVIDUAL RESULTS AND STATISTICS

### Lexi Nibbs

		Vault	Bars	Beam	Floor	A-A
1/6	at #3 Utah	--	--	--	--	--
1/13	at #12 Kentucky	--	--	--	--	--
1/16	#1 Oklahoma	--	--	--	--	--
1/20	Missouri	--	--	--	--	--
1/27	at Arkansas	--	--	--	--	--
2/3	Georgia	--	--	--	--	--
2/10	at Auburn	--	--	--	--	--
2/17	Florida	--	--	--	--	--
2/24	at Alabama	--	--	--	--	--
3/3	at Podium Challenge	--	--	--	--	--
3/10	West Virginia	--	--	--	--	--
3/18	SEC Championships	--	--	--	--	--
3/30	NCAA Regional Second Round	--	--	--	--	--
4/1	NCAA Regional Final	--	--	--	--	--
4/13	NCAA Semifinal	--	--	--	--	--
4/15	NCAA Championship	--	--	--	--	--
<b>Season Average</b>		--	--	--	--	--
<b>Season High</b>		--	--	--	--	--
<b>Career High</b>		9.775	--	--	--	--

### Maddie Rau

		Vault	Bars	Beam	Floor	A-A
1/6	at #3 Utah	--	--	--	--	--
1/13	at #12 Kentucky	--	--	--	--	--
1/16	#1 Oklahoma	--	--	--	--	--
1/20	Missouri	--	--	--	--	--
1/27	at Arkansas	--	--	--	--	--
2/3	Georgia	--	--	--	--	--
2/10	at Auburn	--	--	--	--	--
2/17	Florida	--	--	--	--	--
2/24	at Alabama	--	--	--	--	--
3/3	at Podium Challenge	--	--	--	--	--
3/10	West Virginia	--	--	--	--	--
3/18	SEC Championships	--	--	--	--	--
3/30	NCAA Regional Second Round	--	--	--	--	--
4/1	NCAA Regional Final	--	--	--	--	--
4/13	NCAA Semifinal	--	--	--	--	--
4/15	NCAA Championship	--	--	--	--	--
<b>Season Average</b>		--	--	--	--	--
<b>Season High</b>		--	--	--	--	--
<b>Career High</b>		9.850	--	--	--	--

### Kai Rivers

		Vault	Bars	Beam	Floor	A-A
1/6	at #3 Utah	--	--	9.700	--	--
1/13	at #12 Kentucky	--	--	9.850	--	--
1/16	#1 Oklahoma	--	--	9.800	--	--
1/20	Missouri	--	--	--	--	--
1/27	at Arkansas	--	--	--	--	--
2/3	Georgia	--	--	--	--	--
2/10	at Auburn	--	--	--	--	--
2/17	Florida	--	--	--	--	--
2/24	at Alabama	--	--	--	--	--
3/3	at Podium Challenge	--	--	--	--	--
3/10	West Virginia	--	--	--	--	--
3/18	SEC Championships	--	--	--	--	--
3/30	NCAA Regional Second Round	--	--	--	--	--
4/1	NCAA Regional Final	--	--	--	--	--
4/13	NCAA Semifinal	--	--	--	--	--
4/15	NCAA Championship	--	--	--	--	--
<b>Season Average</b>		--	--	9.783	--	--
<b>Season High</b>		--	--	9.850	--	--
<b>Career High</b>		9.900	9.900	9.950	--	--

### Kamryn Ryan

		Vault	Bars	Beam	Floor	A-A
1/6	at #3 Utah	--	--	--	--	--
1/13	at #12 Kentucky	--	--	--	--	--
1/16	#1 Oklahoma	--	--	--	--	--
1/20	Missouri	--	--	--	--	--
1/27	at Arkansas	--	--	--	--	--
2/3	Georgia	--	--	--	--	--
2/10	at Auburn	--	--	--	--	--
2/17	Florida	--	--	--	--	--
2/24	at Alabama	--	--	--	--	--
3/3	at Podium Challenge	--	--	--	--	--
3/10	West Virginia	--	--	--	--	--
3/18	SEC Championships	--	--	--	--	--
3/30	NCAA Regional Second Round	--	--	--	--	--
4/1	NCAA Regional Final	--	--	--	--	--
4/13	NCAA Semifinal	--	--	--	--	--
4/15	NCAA Championship	--	--	--	--	--
<b>Season Average</b>		--	--	--	--	--
<b>Season High</b>		--	--	--	--	--
<b>Career High</b>		9.325	--	--	--	--

### Alyona Shchennikova

		Vault	Bars	Beam	Floor	A-A
1/6	at #3 Utah	9.825	9.775	--	9.825	--
1/13	at #12 Kentucky	9.125	9.675	--	9.850	--
1/16	#1 Oklahoma	9.875	9.875	--	9.925	--
1/20	Missouri	--	--	--	--	--
1/27	at Arkansas	--	--	--	--	--
2/3	Georgia	--	--	--	--	--
2/10	at Auburn	--	--	--	--	--
2/17	Florida	--	--	--	--	--
2/24	at Alabama	--	--	--	--	--
3/3	at Podium Challenge	--	--	--	--	--
3/10	West Virginia	--	--	--	--	--
3/18	SEC Championships	--	--	--	--	--
3/30	NCAA Regional Second Round	--	--	--	--	--
4/1	NCAA Regional Final	--	--	--	--	--
4/13	NCAA Semifinal	--	--	--	--	--
4/15	NCAA Championship	--	--	--	--	--
<b>Season Average</b>		9.608	9.775	--	9.867	--
<b>Season High</b>		9.875	9.875	--	9.925	--
<b>Career High</b>		9.950	9.950	9.925	9.925	39.525

### Tori Tatum

		Vault	Bars	Beam	Floor	A-A
1/6	at #3 Utah	--	--	--	--	--
1/13	at #12 Kentucky	--	--	--	--	--
1/16	#1 Oklahoma	--	9.875*	--	--	--
1/20	Missouri	--	--	--	--	--
1/27	at Arkansas	--	--	--	--	--
2/3	Georgia	--	--	--	--	--
2/10	at Auburn	--	--	--	--	--
2/17	Florida	--	--	--	--	--
2/24	at Alabama	--	--	--	--	--
3/3	at Podium Challenge	--	--	--	--	--
3/10	West Virginia	--	--	--	--	--
3/18	SEC Championships	--	--	--	--	--
3/30	NCAA Regional Second Round	--	--	--	--	--
4/1	NCAA Regional Final	--	--	--	--	--
4/13	NCAA Semifinal	--	--	--	--	--
4/15	NCAA Championship	--	--	--	--	--
<b>Season Average</b>		--	9.875	--	--	--
<b>Season High</b>		--	9.875	--	--	--
<b>Career High</b>		--	9.875	--	--	--

## 2023 LSU GYMNASTICS INDIVIDUAL RESULTS AND STATISTICS

**Bryce Wilson**

		Vault	Bars	Beam	Floor	A-A
1/6	at #3 Utah	--	--	9.775*	--	--
1/13	at #12 Kentucky	--	--	8.600	--	--
1/16	#1 Oklahoma	--	--	--	--	--
1/20	Missouri	--	--	--	--	--
1/27	at Arkansas	--	--	--	--	--
2/3	Georgia	--	--	--	--	--
2/10	at Auburn	--	--	--	--	--
2/17	Florida	--	--	--	--	--
2/24	at Alabama	--	--	--	--	--
3/3	at Podium Challenge	--	--	--	--	--
3/10	West Virginia	--	--	--	--	--
3/18	SEC Championships	--	--	--	--	--
3/30	NCAA Regional Second Round	--	--	--	--	--
4/1	NCAA Regional Final	--	--	--	--	--
4/13	NCAA Semifinal	--	--	--	--	--
4/15	NCAA Championship	--	--	--	--	--
<b>Season Average</b>		--	--	<b>9.188</b>	--	--
<b>Season High</b>		--	--	<b>9.775</b>	--	--
<b>Career High</b>		--	--	<b>9.775</b>	--	--