

2022-23 MEN'S BASKETBALL GAME NOTES



NATIONAL TITLE 1935

SEC CHAMPIONS 1935 • 1953 • 1954 • 1979
 1981 • 1985 • 1991 • 2000 • 2006 • 2009 • 2019
FINAL FOUR 1953 • 1981 • 1986 • 2006

GAME
18



Auburn
 January 18, 2023

6 p.m. CST
 Pete Maravich Assembly Center/
 Dale Brown Court
 Baton Rouge, Louisiana

ESPN2
 LSU Sports Radio Network
 (Guaranty Media Eagle 98.1 FM)

2022-23 LSU SCHEDULE

LSU (12-5, 1-4)

H - 9-1 (1-1); A - 0-3 (0-3); N - 3-1; OT - 0-0

November

Wed. 9	KANSAS CITY (SECN+)	W, 74-63
Sat. 12	ARKANSAS STATE (SECN+)	W, 61-52
Thurs. 17	UNO (SECN+)	W, 91-62
Cayman Islands Classic - George Town, Grand Cayman		
Mon. 21	vs. Illinois State (FloSports)	W 77-61
Tues. 22	vs. Akron (FloSports)	W, 73-58
Wed. 23	vs. Kansas State (FloSports)	L, 59-61
Sun. 27	WOFFORD (SECN+)	W, 78-75

December

Fri. 2	UT ARLINGTON (SECN+)	W, 63-59
Holiday Hoopsgiving - Atlanta, Georgia (Dec. 10)		
Sat. 10	vs. Wake Forest (ESPN)	W, 72-70
Tues. 13	NC CENTRAL (SEC Network)	W, 67-57
Sat. 17	WINTHROP (SEC Network)	W, 69-61
Wed. 21	EAST TENNESSEE ST. (SECN+)	W, 72-68
Wed. 28	*ARKANSAS (ESPN2)	W, 60-57

January

Tues. 3	*at Kentucky (ESPN)	L, 71-74
Sat. 7	*at Texas A&M (SEC Network)	L, 56-69
Tues. 10	*FLORIDA (SEC Network)	L, 56-67
Sat. 14	*at Alabama (ESPN)	L, 106-66
Wed. 18	*AUBURN (ESPN2)	6 p.m.
Sat. 21	*TENNESSEE (ESPN)	3 p.m.
Tues. 24	*at Arkansas (ESPN/2/U)	6 p.m.
SEC/Big 12 Challenge		
Sat. 28	TEXAS TECH (ESPN/2/U)	1 p.m.

February

Wed. 1	*At Missouri (SEC Network)	8 p.m.
Sat. 5	*ALABAMA (ESPN/2/U)	3 p.m.
Wed. 8	*at Mississippi State (SEC Network)	8 p.m.
Sat. 11	*TEXAS A&M (SEC Network)	7:30 p.m.
Tues. 14	*at Georgia (SEC Network)	7:30 p.m.
Sat. 18	*SOUTH CAROLINA (SEC Network)	Noon
Wed. 22	*VANDERBILT (SEC Network)	6 p.m.
Sat. 25	*at Ole Miss (SEC Network)	7:30 p.m.

March

Wed. 1	*MISSOURI (SEC Network)	8 p.m.
Sat. 4	*At Florida (SEC Network)	5 p.m.
SEC TOURNAMENT -- Bridgestone Arena, Nashville, Tenn.		
March 8-12		TBA

SEC Games; All Times Central; Home Games in ALL CAPS.
SECN+ is streaming broadcast.

ON THE AIR



Chris Blair, play-by-play
 John Brady, analyst
 (Former LSU Head Coach)

TV: SEC Network
 Tom Hart play-by-play
 Jimmy Dykes, analyst

LSUsports.net

PROBABLE LSU LINEUP (Based on last game played)

3
JUSTICE
HILL

G • Sr. • 6-0 • 175
 Little Rock, Arkansas

Season Stats: 6.9 ppg, 2.0, 3.5 apg, 1.2 spg; SEC: 2.8 ppg, 2.2 rpg, 1.8 apg

- Back in starting lineup last 2 games after Cam Hayes injury in A&M game (1/14).
- Started all 34 games last year for Murray State, averaged 13.4 ppg, 5.1 apg
- 5 steals at A&M (1/7).
- 11th in league in assists average and 2.2 asst.-to ratio is fourth in the league.
- 59 assists and 27 turnovers this year; 325 assists, 136 turnovers for career
- Seven games of five or more assists this season.

0
TRAE
HANNIBAL

G • Sr. • 6-2 • 215
 Elliott, South Carolina

Season Stats: 5.9 ppg, 4.7 rpg, 2.9 apg; 9.2 ppg, 6.4 rpg, 3.2 apg

- SEC POW (1/2) for his 19 points in the home win vs. Arkansas (12/28).
- Scored 19, 12 and nine points in the first three SEC games.
- Third on the team in scoring in SEC gms; Leading rebound avg, league gms.
- Had a game high 12 rebounds against Florida (1/10).
- Transferred to LSU after a year at Murray State

12
KJ
WILLIAMS

F • 5th Sr. • 6-10 • 250
 Cleveland, Mississippi

Season Stats: 18.0 ppg, 7.2 rpg, 1.4 spg; SEC: 14.8 ppg, 4.8 rpg

- Recorded his 1,000th career rebound at A&M (1/7).
- Has 106 collegiate wins and 101 games scoring in double figures.
- Game vs. NCCU (12/13) 100th career start & got 100th career 3PT FGs.
- Enters week, 27 points from 2,000 career points.
- 35 pts vs. Wake Forest, 10 rebs, hit 7-of-9 three-pointers (12/10)
- 5 games over 20 points; Other 30 point game was 33 vs. Illinois State (11/21).
- 23 pts against UK (1/3) on 8-13 FGs, including 4 treys
- 5 double doubles this year, 32 for his career.

20
DEREK
FOUNTAIN

F • Jr. • 6-10 • 225
 Holly Springs, Mississippi

Season Stats: 7.5 ppg, 5.5 rpg, 1.5 spg; SEC: 7.8 ppg, 5.8 rpg, 1.2 apg

- 2nd in overall reb avg and SEC rebs.
- Vs. NCCU (12/13), 17 points, 14 rebs for first college double double.
- Vs. Arkansas (12/28), 14 points, 10 rebs 2nd double; 5-9 from field, 4-5 FT.
- In last 10 games, scoring average up from 4.7 to 7.5
- Rebound average in same 10 games from 3.4 to 5.5.
- 43-of-74 from field (58.1 percent).
- 9-of-10 from line at Alabama (1/14); 15-of-17 in SEC games;

44
ADAM
MILLER

G • So. • 6-3 • 190
 Peoria, Illinois

Season Stats: 12.8 ppg, 2.2 rpg, 1.3 apg; SEC: 11.0 ppg, 2.6 rpg, 1.2 apg

- Was at LSU last season, set to play, before ACL injury prior to season sidelined him.
- Cayman Islands Classic all-tournament; had 23 vs. Akron, hitting 5 treys (11/22).
- 42 treys for season, 6 games of season with at least 5 treys
- 5 treys at UK (1/3), at A&M (1/7).
- 37-of-46 at free throw line, including two with 1.8 seconds left vs. Arkansas (12/28)
- Two games of 26 pts. this season.
- 15 at UK; 16 at A&M; 10 double figure games this season.

BREAKDOWN

LSU

RECORD

12-5, 1-4

RANKING

NA

LAST GAME

L, 66-106, vs. Alabama, 1/14/23

HEAD COACH

Matt McMahon

CAREER RECORD

166-72 (8th season)

LSU RECORD

12-5 (1st season)

VS. AUBURN:

0-3

AUBURN

RECORD

14-3, 4-1

RANKING

No. 16 AP, 17 Coaches

LAST GAME

W, 69-63, vs. Auburn, 1/14/23

HEAD COACH

Bruce Pearl

CAREER RECORD

642-246 (28th season)

AUBURN RECORD

180-101 (9th season)

VS. LSU:

12-7

LSU UPCOMING MEN'S BASKETBALL MEDIA CALENDAR

16

MONDAY

Matt McMahon
Radio Show, 7 p.m.
TJ Ribs on Acadian.
LSU Sports Radio
Network (Eagle 98.1
FM in Baton Rouge)

17

TUESDAY

Media Session
-- TBA

18

WEDNESDAY

Game 18 -- Auburn
at LSU, 6 p.m. CT
(Maravich Center).
LSU Sports Radio
Network, ESPN2/U

19

THURSDAY

20

FRIDAY

Media Session
-- TBA

21

SATURDAY

Game 19 --
Tennessee at LSU,
3 p.m. CT (Maravich
Center); LSU Sports
Radio Network, ESPN

22

SUNDAY

Inside LSU
Basketball on LSU
Sports Television
Network (10:35 p.m.
in Baton Rouge,
WBRZ-TV).

LSU Media Services

MEDIA AVAILABILITY

Coach Matt McMahon is available for early morning appointments and phone interviews. Please contact Basketball SID Kent Lowe (225-578-1864, clowe@lsu.edu) at least 24 hours in advance.

MEDIA SESSIONS

Coach McMahon meets, when travel schedules permit, usually one or two days prior to games in non-conference play and usually on Mondays and Thursdays during the SEC season. The sessions take place in the Courtside Club of the Maravich Center in the NW Corridor. Times are announced based on practice plans with players usually one day a week. Some travel and scheduling issues may change the time and day so media should contact the Communications Office to confirm start time ... Player requests need to be in to Kent Lowe at clowe@lsu.edu no later than 24 hours in advance.

POST GAME

Coach McMahon will be in the Courtside Club after the game, the NCAA cooling off period and his courtside radio show ... Requested players will be brought to the media room as well. ... THE LSU DRESSING ROOM IS CLOSED ... The Courtside Club is at the top of the stairs in the Northwest Corridor ... Media may work there after the end of the game. The building will close two hours following the conclusion of the game.

THE MATT MCMAHON SHOW

Presented by Hancock Whitney Bank

The weekly call-in show takes place primarily on Mondays or Wednesdays at 7 p.m. from T.J. Ribs on Acadian Thruway ... The show airs in Baton Rouge on local flagship Eagle 98.1 FM, on the Internet at www.LSUsports.net and on many LSU Sports Radio Network affiliates. The first show is Monday, Nov.. 28.

Air Dates for the shows during 2022-23:

Show #7: Monday, Jan. 16, 2023
Show #8: Wednesday, Jan. 25, 2023
Show #9: Monday, Jan. 30, 2023
Show #10: Monday, Feb. 6, 2023
Show #11: Wednesday, Feb. 15, 2023
Show #12: Monday, Feb. 20, 2023
Show #13: Monday, Feb. 27, 2023
Show #14: Monday, March 6, 2023

INSIDE LSU BASKETBALL

Presented by Community Coffee

The weekly TV show features an inside look and the men's and women's basketball programs at LSU featuring highlights, interviews and features. The show is available on a state-wide and regional network ... WBRZ-TV, Channel 2, airs the show at 10:35 p.m. Sundays. Television affiliates for the show are listed online at LSUsports.net/tvaffiliates.

Show Schedule for 2023:

Show #4: Jan. 22, 2023
Show #5: Jan. 29, 2023
Show #6: Feb. 5, 2023
Show #7: Feb. 12, 2023
Show #8: Feb. 19, 2023
Show #9: Feb. 26, 2023
Show #10: March 5, 2023

WHO TO CONTACT

COMMUNICATIONS OFFICE

(225) 578-8226
Michael Bonnette - mbonnet@lsu.edu
Assoc. AD/Communications Director

C. Kent Lowe - clowe@lsu.edu
Sr. Assoc. Communications Director
(Basketball Contact)

COMMUNICATIONS ADDRESS

Athletics Administration Building
Baton Rouge, La. 70803

ON THE INTERNET

LSUsports.net

The Official Website of LSU Athletics is home to all the basketball information you need. Schedules, results, rosters, bios, statistics and game notes can be found and are always up to date.

LSUsports.net/media

Request credentials online, go to the men's basketball credentials link.

LSUsports.net/brand

Quickly access the official LSU Athletics brand standards, colors and logos online. To request logos please email creative@lsu.edu.

Photo Requests

To request logos please email photo@lsu.edu.

LSU BASKETBALL SOCIAL MEDIA

facebook.com/lsubasketball
twitter.com/lsubasketball
instagram.com/lsubasketball
twitter.com/lsukent
twitter.com/lsumediaalerts
twitter.com/CoachMcMahon
LSUsports.net/connect

LSUsports.net
f t i



Matt McMahon

Head Coach

@CoachMcMahon

1st Year at LSU • 8th Year as a Head Coach

When Matt McMahon stepped to the podium for the first time as the 25th LSU men's basketball head coach he listed the core values of his coaching career and his teams.

"Hard work, unselfishness, toughness, accountability and joy."

Those words are now the cornerstone of LSU Basketball as it moves into a new era as a very successful head coach begins to reshape the program in his image.

The image was on display during the past seven years at Murray State University where the Racers posted a record of 154-67, a .697 winning percentage. He led Murray State to 93 OVC regular-season wins, winning 75 percent of league games.

He has also coached multiple all-Americans and all-league players such as Ja Morant who was named NBA Rookie of the Year in 2020.

The Racers won regular season league titles in 2018, 2019, 2020 and 2022 and advanced to the NCAA Tournament in 2018, 2019 and 2022 (the 2020 appearance was canceled by the pandemic).

Since the native of Oak Ridge, Tennessee, became the third-youngest rookie among D1 coaches in 2015, McMahon has continued a steady move forward with a reputation for developing talent both as an assistant and head coach. He has become known nationally as an excellent recruiter and he is among the best in the nation in the area of player development and game planning.

In his final season at Murray State in 2021-22, McMahon coached OVC Player of the Year KJ Williams and two other recipients of first-team honors (Tevin Brown, Justice Hill). In addition, McMahon was named the league's Coach of the Year.

Two of those players, Williams and Hill, are now at LSU.

Williams, who ranked 12th nationally in 3-pointers made (94), became the third Murray State player to score 1,500 points and grab 800 rebounds. Hill took over point guard duties in a Racer program known for good guards, leading Murray State in assists in 19 games with a plus-101 margin in assists to turnovers.

McMahon's Racers, picked third in the OVC preseason poll, were just the sixth team in league history to go undefeated and the first to do it in an 18-game conference schedule. Murray State then won the two league tournament games to advance to the NCAA Tournament where, as a No. 7 seed, the Racers defeated San Francisco to advance to the round of 32.

The 2021-22 team was one of seven teams to win 30 or more games that season and led the nation in win percentage at 91.2 percent (31-3). The Racers were ranked No. 20 in the final AP poll and No. 22 in the Ferris Mowers Coaches Poll.

McMahon was the first MSU coach to have

three seasons of 25 or more wins and was one of just three Murray State coaches to have four 20-win seasons.

Although the 2019-20 season was called early because of the pandemic, it marked the third year in a three-year run when Coach McMahon led the Racers to three-straight OVC regular season championships (2017-18, 2018-19 and 2019-20) and two consecutive OVC Tournament titles (2017-18, 2018-19).

Coach McMahon's commitment to defense showed in those years as the Racers ranked as the league leader twice in defensive field goal percentage and each of the three seasons the team led the league in defending the 3-point shot.

The 2018-19 team won 28 games and made its mark in the NCAA Tournament when the 12th-seeded Racers won their fourth all-time tourney game by defeating No. 5 seed Marquette. That season is when Morant stepped to the forefront at Murray State.

He was named the OVC POY, leading Division I in assists and earning first-team all-America honors from the USBWA. In the NCAA Tournament win over Marquette, Morant posted a triple double of 17 points, 11 rebounds and 16 assists as he became the eighth player to record a triple double in the tournament.

He was drafted second overall in the 2019 NBA draft by the Memphis Grizzlies.

In 2017-18, McMahon's team won 26 games and the OVC regular season and tournament championship, sending the Racers to what was at that time the school's 16th NCAA Tournament.

Prior to being named head coach, he was a key part of Coach Steve Prohm's staff as assistant at Murray State as the Racers won a pair of Ohio Valley Conference championships, a CollegeInsider.com Tournament championship and an appearance in the NIT. He was part of a staff that won 104 games from 2011-15.

PRIOR TO MURRAY STATE

Coach McMahon has had success in college basketball since his days as a player at Appalachian

State. Known as an excellent shooter and tough competitor, he played on three Southern Conference regular season title teams in 1998, 1999 and 2000. The Mountaineers won the SoCon Tournament in 2000 and advanced to the NCAA Tournament.

He played in 90 career games under coach Buzz Peterson and made 124 three-pointers, graduating in 2000.

His coaching career began immediately at Appalachian State as a student assistant under Houston Fancher in 2000-01. He would rejoin Peterson's staff as a student coach at Tennessee before returning to ASU in 2002, where he stayed until the end of the 2009-10 season. A year at UNC Wilmington (2010-11) as assistant coach set the stage for his journey to Murray State, starting first as an assistant in the 2011-12 season and then as head coach prior to the 2015-16 season.

Like his time at Murray State, McMahon coached some outstanding talent in the early stages of his coaching career, including Southern Conference POY Donald Sims as well as all-league picks Jeremy Clayton and D.J. Thompson.

At UNCW, he recruited Adam Smith, a Parade All-America Second-Team selection.

Coach McMahon and his wife Mary, a former standout for the Furman women's basketball team, have three children – Maris, Mason and Mabry.

THE MCMAHON FILE

Birthdate: April 26, 1978

Age: 42

Hometown: Oak Ridge, Tennessee

College: Appalachian State, 2000

Wife: Mary

Child: Maris, Mason, Mabry

COACHING EXPERIENCE

2000-01 - Appalachian State, Student Asst.

2001-02 - Tennessee, Student Asst.

2002-10 - Appalachian State, Asst. Coach

2010-11 - UNC Wilmington, Asst. Coach

2011-15 - Murray State, Asst. Coach

2015-22 - Murray State, Head Coach

March 22, 2022 - LSU, Head Coach

THE MCMAHON RECORD

YEAR	SCHOOL	/---OVERALL---/		/---CONF.---/		POST SEASON
		W-L	PCT.	W-L	PCT.	
2015-16	Murray State	17-14	.548	10-6	.625	
2016-17	Murray State	16-17	.485	8-8	.500	
2017-18	Murray State	26-6	.812	16-2	.889	NCAA Rd of 64
2018-19	Murray State	28-5	.848	16-2	.889	NCAA Rd of 32
2019-20	Murray State	23-9	.719	15-3	.833	Pandemic Year
2020-21	Murray State	13-13	.500	10-10	.500	
2021-22	Murray State	31-3	.912	18-0	1.000	NCAA rd of 32
2022-23	LSU	12-5	.706	1-4	.200	
Totals	8 years	166-72	.697	94-35	.729	3 NCAA Tourneys
Murray St. 7 years		154-67	.697	93-31	.750	3 NCAA Tourneys
LSU		1 Year	12-5	.706	1-4	.200

2022-23 LSU MEN'S BASKETBALL ROSTER

NO.	NAME	POS.	HT.	WT.	CLASS	EXP.	DOB	HOMETOWN	HIGH SCHOOL	PREVIOUS SCHOOL
0	Trae Hannibal	G	6-2	215	Sr.	TR	Feb. 13, 2001	Elliot, SC	Hartsville HS	Murray State
1	Cam Hayes	G	6-2	185	Jr.	TR	May 29, 2002	Greensboro, NC	Greensobro Day	NC State
2	Corneilous Williams**	F	6-9	210	Fr.	HS	Jan. 18, 2003	Meridian, Miss.	Combine Academy	
3	Justice Hill	G	6-0	175	Sr.	TR	May 14, 2000	Little Rock, Ark.	Little Rock Chistrian	Murray State
4	Kendal Coleman	C	6-8	230	Jr.	TR	March 10, 2002	Shreveport, La.	Captain Shreve	Northwestern State
5	Mwani Wilkinson	F	6-5	205	Jr.	2L	Aug. 12, 2002	Las Vegas, Nev.	Bishop Gorman	
10	Brandon Egemo	G	6-1	175	Jr.	2L	March 10, 2002	Los Angeles, Calif.	University HS	
11	Justice Williams	G	6-4	175	So.	1L	March 31, 2003	Philadelphia, Pa.	Monteverde Academy	
12	KJ Williams	F	6-10	250	5th Sr.	TR	Sept. 3, 1999	Cleveland, Miss.	Cleveland Central	Murray State
13	Jalen Reed	F	6-10	230	Fr.	HS	Feb. 24, 2003	Jackson, Miss.	Southern California Acad.	
15	Tyrell Ward	F	6-6	185	Fr.	HS	July 27, 2003	Washington, D.C.	DeMatha Catholic	
20	Derek Fountain	F	6-10	225	Jr.	TR	July 12, 2002	Holly Springs, Miss.	Holly Springs	Mississippi State
21	Austin Montgomery	F	6-4	180	Fr	HS	March 19, 2004	New Orleans, La.	Newman	
25	Adam Benhayoune	F	6-5	225	So.	1L	April 21, 2003	Helotes, Texas	Sandra Day O'Connor	
30	Parker Edwards	G	6-2	220	Sr.	3L	Sept. 27, 1999	Covington, La.	Saint Paul's School	Southeastern La.
34	Shawn Phillips	F	7-0	245	Fr.	HS	April 15, 2004	Dayton, Ohio	Dream City Christian	
44	Adam Miller	G	6-3	190	So.	RS	Jan. 23, 2002	Peoria, Ill.	Morgan Park	Illinois

** Preseason injury, expected to redshirt this season;

COACHING STAFF

Head Coach: Matt McMahon

Assistant Coach: Casey Long

Assistant Coach: Ronnie Hamilton

Assistant Coach: Cody Toppert

Chief of Staff: Tim Kaine

Special Assistant to the Head Coach: Tasmin Mitchell

Director of Player Development: Ronrico White

Director of Recruiting: Jeff Moore

Strength & Conditioning Coach: Brian Puckett

Video Coordinator: Mike Chapman

Athletic Trainer: Shawn Eddy

Administrative Asst: Brittany Carvalho (Oklahoma State, 2005)

YEAR AT LSU

1st year at LSU (8th season as head coach)

1st year at LSU

1st year at LSU

1st year at LSU

1st year at LSU

6th year at LSU

1st year at LSU

1st year at LSU

1st year at LSU

27 (18 with Men's Basketball)

15 (13 with Men's Basketball)

PRONUNCIATION GUIDE

Matt McMahon -- Mack-Man (like former Tonight Show sidekick Ed McMahon or for younger types like WWE owner Vince McMahon); Mwani -- Mm-wah-nee; Egemo -- Egg-uh-moe; Benhayoune -- Been-uh-yoon; Trae -- Tray; Helotes -- huh-LOW-tuhs.

HOW THE TIGERS WERE BUILT

Via TRANSFER PORTAL

Kendal Coleman -- from Northwestern State

Derek Fountain -- from Mississippi State

Trae Hannibal -- from Murray State

Cam Hayes -- from NC State

Justice Hill -- from Murray State

Via RETENTION

Adam Miller -- Redshirt Sophomore

Mwani Wilkinson -- Junior

Justice Williams -- Sophomore

Adam Benayoune -- walkon sophomore

Brandon Egemo -- walkon junior

Parker Edwards -- walkon senior

Via SIGNING

Shawn Phillips (HS Signee)

Jalen Reed (HS Signee)

Tyrell Ward (HS Signee)

Corneilous Williams (HS Signee)

TRANSACTIONS

Corneilous Williams injured left shoulder, redshirting ... Justice Williams left game Nov. 17 with a left ankle injury, did not play for five games ... Returned to play vs. WF (12/10) ... Cam Hayes left game with NCCU (12/13) late with cramps ... Played in the Winthrop game ... Hayes suffered pain in his right knee during the A&M game (1/7), DND against Florida ... Returned to play at Alabama (1/14) ... Mwani Wilkinson, OUT, right shoulder surgery on lingering issue; announced Mon. on Coach McMahon's radio show.

A FEW NUMBERS AND NOTES TO START WITH:

- 3 -- Not counting walkons, the Tigers returned just three scholarship players from last season -- 2 who were actually able to play. Adam Miller missed the entire season after an ACL injury.
- 2 -- Number of LSU basketball head coaches (not including interims) to get a win their first SEC season opener (Matt McMahon (2021); Dale Morey (1943).
- 41 -- Number of wins over AP top ten programs since 1948-49.
- 89 -- Number of wins over AP poll team since 1948-49.
- 49 -- Wins in regular season SEC games since the start of 2018-19 season
- 23 -- LSU wins in regular season SEC home games since the start of the 2019-20 season.
- 137-22 -- Record when holding opponents to 70 points or less since the start of the 2012-13 season (9-3 this season).
- 136-42 -- Record since start of 2012-13 season when outrebounding the opponent (7-1 this season).
- 104-9 -- Record since start of 2007-08 season when shooting 50 percent or more in a game (2-0 this season).
- 17 -- Current number of consecutive wins when shooting 50 percent or more in a game.
- 92-0 -- Record since 1966-67 when LSU has a 20+ point lead at halftime (2-0 this season).
- 386 -- Wins for LSU when FT makes is more than opponents FT Attempts (386-56, 87.5%) since 1966-67.
- 32 -- Number of double doubles in his career for KJ Williams (5 this season)
- 27 -- Number of points KJ Williams needs for 2,000 in his career.
- 106 -- Career wins for KJ Williams at Murray State and LSU.
- 101 -- Career double figure scoring games for KJ Williams at Murray State and LSU.
- 7.3% -- LSU returned 7.3% of its scoring from last season among Mwani Wilkinson, Justice Williams, Parker Edwards, Brandon Egemo and Adam Benhayoune.
- 9 - Shot clock violations this season ... Tigers led Division I last season drawing 38 shot clock violations, 4 more than any other school in D1
- 6 -- No. of 2 Pt FGs allowed by LSU vs. Akron (11/22) in Cayman Islands. Second time since 1953 that LSU has held an opponent to six two-point field goals in a game.
- 67.7 -- Shooting percentage in second half in win versus Winthrop (12/17) ... LSU was 21-of-31 from the field.
- 4 -- Number of games with double figure three-pointers this season.
- 1 -- Number of players in double figures vs. Florida (1/10) (KJ Williams 23); first game this season with only one player in double figures.

WON-LOST MARGIN IN GAMES THIS SEASON

MARGIN	1	2	3	4	5	6	7	8	9	10	11	12	13	14	15	16	17	18	19	20	21	22	23	24	25	26	27	28	29	30	31-plus
Won by	1	2	2					1	1	1	1	1				1													1		
Lost by	1	1										1	1																		1

TIGERS PICKED EIGHTH IN SEC

The media panel of regional and national media picked the Tigers eighth in the preseason standings poll announced at SEC Tipoff in October. The selections by the media:

1. Kentucky; 2. Arkansas; 3. Tennessee; 4. Auburn; 5. Alabama; 6. Texas A&M; 7. Florida; **8. LSU**; 9. Ole Miss; 10. Mississippi State; 11. Missouri; 12. Vanderbilt; 13. Georgia; 14. South Carolina

FOUR GAMES

The Tigers are in the midst of a stretch of ranked games that has LSU meeting four of the top teams in the league in succession (rankings when LSU played the team or presently of the week of Jan. 16 with AP and Coaches Poll):

Jan. 14 -- At No. 4/4 Alabama -- L

Jan. 18 -- No. 16/17 Auburn

Jan. 21 -- No. 9/9 Tennessee

Jan. 24 -- At No. 25/25 Arkansas

This will be the first time LSU is set to play four consecutive games in the SEC regular season against ranked opponents since the 1967-68 season (Pete Maravich's sophomore season) when the Tigers lost to No. 9 Kentucky (121-95), No. 7 Vanderbilt (99-91), at No. 10 Kentucky (109-96) and No. 6 Tennessee (87-67).

The last time the Tigers faced four straight ranked opponents at any time during the season was in the 1986 run to the NCAA Final Four. LSU defeated No. 12 Memphis (83-81), No. 6 Georgia Tech (70-64), No. 3 Kentucky (59-57) and lost to No. 7 Louisville in the national semifinals (88-77).

THE RECENT GAMES

GAME 17 -- ALABAMA 106, LSU 66 | January 14, 2023 | COLEMAN COLISEUM | BATON ROUGE, LOUISIANA

RECAP: Alabama made 14-of-33 three pointers in the first half, the most first-half three-pointers attempted since 2018 as LSU was unable to keep pace with the fourth-ranked Crimson Tide. LSU made 20-of-54 three-pointers and 15-of-22 from since the arc ... Alabama dominated on the boards, 52-36, with a 32-8 advantage in second chance points. LSU was able to get Cam Hayes back on the floor for the game and he played 20 minutes in the game. Justice Williams also played 20 minutes at point guard, hitting 6-of-6 from the free throw line to finish with nine points and five assists.

Hayes and KJ Williams each scored 10 points each to lead LSU ... Fountain finished 9-of-10 at the free throw line. LSU was 22-of-29 at the free throw line. LSU struggled from two-point range making 10-of-40 shots with 8-of-21 from the arc.

Jan. 14, 2023	PTS	FG	FGA	PCT	3FG	3FGA	PCT	FT	FTA	PCT	OR-DR-TR	HI SCORER	HI REBOUND	HI ASSIST
LSU	66	18	61	.295	8	21	.381	22	29	.759	14-24-38	2 with 10	Reed 7	J. Williams 5
ALABAMA	106	35	76	.461	20	54	.370	16	20	.800	20-32-52	Miller 31	Miller 9	Bradley 6

GAME 16 -- FLORIDA 67, LSU 56 | January 10, 2023 | PETE MARAVICH ASSEMBLY CENTER | BATON ROUGE, LOUISIANA

RECAP: LSU started on a 7-0 run to open the game and sustained the lead for most of the half, leading 28-25 at the break ... But in the second half, LSU shot just 29 percent overall and 0-of-11 from the arc, while Florida was 11-of-20 overall and 9-of-12 inside the arc in the final 20 minutes as they were able to take control of the game and send LSU to its third straight SEC defeat. The Gators were also able to get of the line 22 times in the last 20 minutes compared to 12 for the Tigers. LSU shot just 32.2 percent (19-of-59) with five treys.

For the second straight game, LSU's turnover problems continued with 16 miscues that led to 23 points for Florida. LSU was only able to turn 10 Florida turnovers into five points. LSU did out rebound Florida, 40-34 with Trae Hannibal grabbing 12 boards. KJ Williams led LSU with 23 points.

Jan. 10, 2023	PTS	FG	FGA	PCT	3FG	3FGA	PCT	FT	FTA	PCT	OR-DR-TR	HI SCORER	HI REBOUND	HI ASSIST
FLORIDA	67	19	48	.396	5	25	.200	24	32	.750	8-26-34	Caslteton 18	Castleton 7	Jones 3
LSU	56	19	59	.322	5	28	.179	13	16	.813	15-25-40	KJ Williams 23	Hannibal 12	Hill 6

GAME 15 -- TEXAS A&M 69, LSU 56 | January 7, 2023 | REED ARENA | BRYAN-COLLEGE STATION, TEXAS

RECAP: The Tigers were never able to get anything going against the more physical Aggies and despite making nine three pointers, the Tigers were 5-of-14 on dunks and layups as the Aggies had a 42-10 advantage in points in the paints. The Tigers were down 11 at the half after shooting 4-of-14 (28.6%) from both the arc and inside the arc. Meanwhile Texas &AM was making 13-of-28 in the first half. They would improve to 13-of-26 in the second half (12-of-18 inside the arc) ... LSU made 5-of-8 three-pointers in the second half to finish with nine.

Adam Miller made five three-pointers for the second straight game in scoring 16 points, while KJ Williams and Cam Hayes had 10 points each. Williams was able to get his 1,000th career rebound late in the first half. Miller was 5-of-8 from the arc. The Tigers had 11 steals with Justice Hill getting five steals. Tigers' Trae Hannibal had his first LSU start on Saturday (9 points, 4 assists).

Jan. 7, 2023	PTS	FG	FGA	PCT	3FG	3FGA	PCT	FT	FTA	PCT	OR-DR-TR	HI SCORER	HI REBOUND	HI ASSIST
LSU	56	17	49	.347	9	22	.409	13	18	.722	8-19-27	Miller 16	KJ Williams 8	Hannibal 4
TEXAS A&M	69	26	54	.481	4	16	.250	13	19	.684	12-26-38	2 with 17	Marble 9	Taylor 6

GAME 14 -- KENTUCKY 74, LSU 71 | January 3, 2023 | RUPP ARENA | LEXINGTON, KENTUCKY

RECAP: The Tigers fought hard against the Wildcats and every time it seemed Kentucky would put the game in a safe distance, here came the Tigers to get within site of the lead. LSU trailed by 10 in the second half but twice cut the lead to one at 67-66 with 1:58 to play and again at 72-71 with nine seconds remaining ... Kentucky made two free throws with 3.4 seconds left to ice the contest and the final margin. The Tigers only turned the ball over nine times and shot 49.1 percent from the field and 44.0 percent from the arc, making 11 three-point field goals.

KJ Williams led all scorers with 23 points on 8-of-13 from the field, including four three-point goals in 36 minutes. Adam Miller hit five three pointers to tally 15 points while reigning SEC POW Trae Hannibal showed his driving ability to the goal, making 5-of-6 shots for 12 points and four assists. Cam Hayes finished with 11 points. It was the first time this season, the Tigers had more than three people in double figure scoring, with four in the game.

Jan. 3, 2023	PTS	FG	FGA	PCT	3FG	3FGA	PCT	FT	FTA	PCT	OR-DR-TR	HI SCORER	HI REBOUND	HI ASSIST
LSU	71	26	53	.491	11	25	.440	8	10	.800	5-17-22	KJ Williams 23	Fountain 8	Hannibal 4
KENTUCKY	74	28	54	.519	7	18	.389	11	14	.786	10-21-31	Toppin 21	Tshiebwe 16	Wheeler 9

GAME 13 -- LSU 60, ARKANSAS 57 | December 28, 2022 | PETE MARAVICH ASSEMBLY CENTER | BATON ROUGE, LOUISIANA

RECAP: The Tigers, before over 10,000 at the Maravich Center, made the most of Coach Matt McMahon's first SEC game as head coach at LSU, upsetting No. 9 Arkansas, 60-57 ... The teams were able to stop each other in the first half as both teams shot under 30 percent, including LSU holding Arkansas to 0-for-13 from the arc ... LSU led by five, 24-19, at the half ... In the second half, both teams shot much better, including 53.6 percent (15-28) in the final 20 minutes ... LSU trailed by as much as six twice in the second half, the last time, 42-36, with 9:20 to go in the game ... LSU would score the next eight points to go up 44-42 ... The game would be tied four more times before LSU was able to take the lead for good on a three-point play by Derek Fountain with 2:28 to play.

Fountain would record his second college double double with 14 points and 10 rebounds, while Trae Hannibal off the bench in 23 minutes hit 9-of-14 field goals to score 19 points. LSU had 40-of-its-60 points in the paint ... Each team turned the ball over 10 times, but LSU had a 13-4 advantage in points off turnovers.

Dec. 28, 2022	PTS	FG	FGA	PCT	3FG	3FGA	PCT	FT	FTA	PCT	OR-DR-TR	HI SCORER	HI REBOUND	HI ASSIST
ARKANSAS	57	24	65	.369	4	25	.160	5	10	.500	13-31-44	Davis 16	Mitchell 12	Black 4
LSU	60	25	62	.403	4	17	.235	6	12	.500	9-30-39	Hannibal 19	Fountain 10	Hayes 3

NUMBERS TO LOOK AT

Even amidst the result of Saturday's game, there were some numbers worth looking at from the LSU Tigers after the Alabama game:

LSU got to the line a good bit in the second half and ended up making 21-of-24 in the final 20 minutes of the game.

Derek Fountain would go 9-of-10 at the line, while Justice Williams was 6-of-6.

Justice Williams would have a career game, scoring nine points with five assists in 20 minutes off the bench.

Jalen Reed played 17:34 and had his best scoring game since game three against UNO, scoring five points on 2-of-4 shooting. He had his season high of seven rebounds, three offensive.

Cam Hayes returned from one game out from injury to score 10 points, making 2-of-3 from distance.

CLOSE GAMES

The three-point battle with both Arkansas (12/28) and at Kentucky (1/3) weren't a rarity for this new group of LSU Tigers as they have played seven games with a final margin of four points or less. LSU is 5-2 in those games with the losses the clock mismanaged finish two-point loss to Kansas State in the Cayman Islands Classic championship event and the loss by three to Kentucky.

LSU has played three other games of 10 points or less with a 3-0 record in those games.

Consistency for longer periods of time has been a constant message for this LSU team and that consistency may have shown more defensively in the win over Arkansas.

But in some of these close games, the Tigers have had to rally for wins:

Vs. Wofford – Wofford up five, 71-66, with 4:26 left in the game, LSU rallied to win, 78-75

Vs. UT Arlington – UTA up four, 6:49 left in the game, LSU rallied to win, 63-59

Vs. Wake Forest – WF was up 39-19 with 4:16 to go in first half; down 8 at the half; rallied to win 72-70

Vs. Arkansas – Ark was up six twice midway through 2nd half, LSU rallied to win, 60-57

WEDNESDAY'S OPPONENT

Auburn ran its home winning streak to 28 games with a win over Mississippi State Saturday, 69-63. Jaylin Williams had five three pointers in leading Auburn with 21 points, while Wendell Green, Jr., had 17 and Allen Flanigan added 10 points. Auburn shot 43.6 percent for the game, making 24-of-55 with 11 three-pointers and 10-of-13 at the line. Auburn was out rebounded, 38-32, and committed 20 turnovers in the game.

Green averages 13.6 points per game with Johni Broome averaging 12.8 and Williams 10.6 points. Auburn averages 72.5 points a game.

Bruce Pearl is in his ninth season as the head coach at Auburn and is in his 15th season as a head coach in the SEC with his six seasons earlier as the head coach at Tennessee.

LSU leads the overall series, 87-71, with a 48-25 advantage in games played in Baton Rouge. LSU lost at Auburn last year in the opening conference game. LSU has won the last two games in BR in 2019 and 2021. Auburn has won six-of-the-last-10 games.

LSU STATS IN CONFERENCE PLAY

In five conference games, LSU is averaging 61.8 points, while giving up 74.6 a game. Where that has manifested itself is in field goal percentage as LSU is just 104-of-284 through five games (37 percent), while opponents are 132-of-297 (44.4%).

The Tigers are averaging 33.2 rebounds a game with opponents at 39.8 a game.

LSU's assist-turnover ratio has gone back the other way in the five games at 59-61, while opponents are 66-47 in assists to turnovers.

POINTS IN THE PAINT

In the five conference games, opponents have a 170-118 advantage in points in the paint. Alabama had a 30-18 advantage this past Saturday.

LSU did have the advantage in the paint in the game the Tigers won over Arkansas (12/28), 40-36.

BENCH SCORING

The Tigers bench had come up with some big points for LSU in the first three conference games, especially against Arkansas (12/28) and at Kentucky (1/3) when Trae Hannibal was coming off the bench:

Vs. Arkansas – LSU 25 bench points, Arkansas 0

At Kentucky – LSU 16 bench points, Kentucky 4

At Texas A&M – LSU 9 bench points, TAMU 1

1st three SEC Game Totals – LSU 50 bench points, Opponents 5

ALL-TRANSFER TEAM

At the beginning of the New Year Jeff Goodman (@Goodman Hoops) put out his All-Transfer Team for the opening part of the season and KJ Williams was on the list.

"Williams followed Matt McMahon from Murray State to LSU and Williams has been even better so far, going from a 33 percent shooter from beyond the arc to 49 percent," wrote Goodman.

HIGHEST GRADED PLAYERS IN THE SEC

The basketball statistics company thirtytwoanalytics.com has given grades to its top SEC players as of Jan. 10 and LSU's KJ Williams graded out third in the top four:

Oscar Tshiebwe, Kentucky – 88.05

Brandon Miller, Alabama – 87.95

KJ Williams, LSU – 87.56

D'Moi Hodge, Missouri – 87.17

1000 REBOUNDS MADE; 2000 POINTS NEXT

Against Texas A&M (1/7), late in the first half, fifth year senior KJ Williams recorded his fifth rebound of the game, his 1,000th of his career. Entering the Auburn game, he now has 1,011 career rebounds.

Entering the week of home games, he is now at 1,973 points in 141 games.

So, the number is 27 to get to 2,000.

Unofficially, 122 players in college basketball have hit the 2,000-1,000 mark in their careers entering the 2022-23 season including some of the biggest names in the history of the game. Among those of interest in Louisiana would be of course Rudy Macklin of LSU (1976-81) who had 2,080 points and 1,276 rebounds.

Also, from schools in Louisiana are Shawn Long at UL-Lafayette (2012-16) with 2,342 points and 1,447 rebounds; Reggie Jackson at Nicholls (1991-95) with 2,124 points and 1,271 rebounds; Willie Jackson of Centenary (1980-84) with 2,535-1,013; Calvin Natt of ULM (1975-79) with 2,581-1,281; and Robert Parish of Centenary (1973-76) with 2,334 points and 1,820 rebounds.

THE STARTS, THE WINS, DOUBLE DOUBLES AND MORE FOR KJ

Two milestones in this five-year career of KJ Williams took place on against Wofford (11/27) as the Tigers won 78-75.

The game marked his 100th win of his college career in games he has played in. He came to LSU with 94 wins in games he participated in at Murray State, and now has 106 and counting.

While his consecutive double figure streak was stopped against Arkansas (12/28) at nine games, he has 101 total for his college career (15 this season).

KJ now has 107 college starts between Murray State and LSU and he has started every game (77) over the 2020-21, 2021-22 and now 2022-23 seasons.

And, when he made his one three-pointer against NCCU (12/13) (with 1:09 to go in the first half), it was his 100th career three-point field goal made. He is now at 114

career made three-pointers.

Earlier in the year against Wake Forest (12/10), he made 7-of-9 three-pointers. He is 32-of-71 for the season from the arc (45.1 percent) and overall from the field 118-of-225 (52.4%).

Here are the Williams double doubles this season:

- Vs. Kansas City (11/9) – 13 points, 14 rebounds**
- Vs. Kansas State (11/23) – 17 points, 10 rebounds**
- Vs. vs. Wake Forest (12/10) – 35 points, 10 rebounds**
- Vs. NC Central (12/13) – 18 points, 12 rebounds**
- Vs. ETSU (12/21) – 28 points, 12 rebounds**

Entering play on the week, Williams was third in career double doubles among active SEC players:

- Oscar Tshiebwe, Kentucky – 49
- Jayveous McKinnis, Ole Miss – 38
- KJ Williams, LSU – 32**

FOUR IN MAJOR SEC NUMBERS, INCLUDING KJ WILLIAMS

Entering play on the weekend, there are four players that at this point in the season are in the top 10 in the Southeastern Conference in points, rebounds and field goal percentage:

- Brandon Miller, Alabama – 1st – 19.47 points; 4th – 8.24 rebounds; 9th – .456 FG Pct.
- KJ Williams LSU – 3rd – 18.00 points; 7th – 7.24 rebounds; 4th – 52.4 FG Pct.**
- Oscar Tshiebwe, Kentucky – 4th – 15.93 points; 1st – 13.13 rebounds; 2nd – 57.8 FG Pct.
- Gregory Jackson II, South Carolina – T9 – 15.12 points; 8th – 6.59 rebounds; 10th – 39.8 FG Pct.

TRAE HANNIBAL

After a successful start to SEC play, the senior transfer from Murray State was named SEC Player of the Week (1/2) after his play in the win over Arkansas in which LSU rallied from six down in the second half to win by three.

Hannibal played 22 minutes off the bench, hitting 9-of-14 shots, including 6-of-7 in the second half, to finish with 19 points and six assists, along with a +/- team best number of +10.

Hannibal's game is coming off a screen and driving through traffic through the lane and scoring. He did that again at Kentucky (1/3) when his team needed it most.

Against the Wildcats he posted 12 points, playing 29 minutes off the bench, making 5-of-6 field goals to record 12 points and four assists. In his first start against Texas A&M (1/7), despite two early fouls, he was on the floor for 24 minutes, scoring nine points with five rebounds and four assists.

Hannibal has started the last three games for LSU.

Hannibal has averaged 20.5 minutes a game and is averaging 5.9 points, 4.7 rebounds and 2.9 assists per game. In the league, he is averaging 9.2 points (third on the team). He is 18-of-37 from the field in league games.

There have been several moments of contributions, even those that didn't count.

Hannibal apparently got the Tigers to overtime in the Cayman Islands against Kansas State (11/23), scoring the tying bucket that was later overruled when the clock operator failed to start the clock in the final 4.7 seconds.

He has three double figure scoring games and against Florida (1/10), he pulled down 12 rebounds, his career high in boards and his second double figure rebound game of his college career.

Against Winthrop (12/17), Hannibal posted six assists and no turnovers in 21 minutes off the bench.

CAM HAYES EARNING PLAYING TIME AND STARTING SPOT

He's come a long way since the second game of the season when NC State transfer Cam Hayes didn't get off the bench (Coach's Decision). Since then there have been seven double figure scoring games six starts.

In three of those games in December, Hayes had 13 points, 6 rebounds, no turnovers against Wake Forest (12/10); 14 points, 7 rebounds vs. NCCU (12/13) and 25 points, 4 treys against Winthrop (12/27).

Hayes against Kentucky (1/3) started 2023 off right with 11 points on 3-of-5 shooting, including a big three-pointer in the corner in the second half and then three free throws when fouled on a distance attempt in the final half minute. He followed with a 10-point game against A&M (1/7).

It was in the first half of the A&M game that he tweaked his right knee and he did not dress against Florida.

But he was back against Alabama (1/14), coming off the bench for 20 minutes and scoring 10 points.

At NC State, Hayes averaged 7.8 points in 20-21 and 7.0 points in 21-22. He shot 38.6 percent as a freshman and 33.5 percent as a sophomore. So far in 16 LSU games, Hayes is 46-of-89 from the field or 51.7 percent. He is also 19-of-46 from the arc and 80.8 percent at the line (21-26).

Hayes at LSU is averaging 8.8 points as well in SEC play. Overall, his scoring average has gone from 6.0 points per game average to 8.8.

ADAM MILLER

Adam Miller continues to look for the scoring consistency he was showing in the early part of the season as the calendar turns to league play.

He most recently made five each in the Kentucky (1/3) and A&M games (1/7). For the season, Adams has made 40 three-pointers this season.

Miller earned all-tournament honors in the Cayman Islands Classic after averaging 15.7 points, 1.3 rebounds and 2.0 assists in the three games of the tournament. He had a best of 23 against Akron when he hit five three-pointers in the Tigers semifinal wins.

Against Wofford (11/27), he was important for the Tigers rallying win, hitting a late three-pointer that gave the Tigers the winning points in the game.

The Wofford game was the third time that Miller has scored over 20 points this season and the second time he scored 26 (vs. Arkansas State, 11/12; Wofford, 11/27).

Against Kentucky (1/3), Miller was able to hit five threes in a 15-point effort. His five treys were part of a 16-point night at A&M. He has hit four or more treys in a game this season six times:

- 6 – vs. Wofford (11/27)**
- 5 – at Texas A&M (1/7)**
- 5 – at Kentucky (1/3)**
- 5 – vs. Akron (11/22)**
- 4 – vs. Arkansas State (11/12)**
- 4 – vs. Kansas City (11/9)**

SCORING BREAKDOWNS

CLASS	PTS	PCT.
Freshmen	67	5.6
Sophomores	263	22.2
Juniors	334	28.2
Seniors/Grads	521	44.0
SCORING	PTS	PCT.
Starters	866	73.7
Bench	319	26.9
POINTS IN PAINT	PTS	APG
LSU	490	28.8
Opponents	528	31.0
POINTS OFF TO	PTS	APG
LSU	229	13.5
Opponents	222	13.0
SECOND CHANCE POINTS	PTS	APG
LSU	159	9.3
Opponents	201	11.8
BENCH SCORING	PTS	APG
LSU	319	18.8
Opponents	257	15.1
FT% LAST 4 MINUTES	OVERALL	PCT
LSU (12-17, .706, SEC)	36-51	.706
Opponents (14-20, .700, SEC)	40-59	.678
FG% LAST 4 MINUTES	OVERALL	PCT
LSU (17-34, .500, SEC)	47-97	.484
Opponents (14-29, .483, SEC)	37-86	.430
3FG% LAST 4 MINUTES	OVERALL	PCT
LSU (4-11, .364, SEC)	13-37	.351
Opponents (5-11, .454, SEC)	9-34	.265

DOUBLE FIGURE SCORING GAMES --

(46) -- KJ Williams 15, Adam Miller 10, Cam Hayes 8, Derek Fountain 6, Juice Hill 5, Trae Hannibal 3

DOUBLE DOUBLE -- KJ Williams 5, Derek Fountain 2

20-POINT GAMES (Season) -- (9) --

KJ Williams (5) 33 (vs. Illinois State); 35 (vs. Wake Forest); 28 (vs. ETSU); 23 (at Kentucky); 23 (vs. Florida).

Adam Miller (3) 26 (vs. Ark. St.), 23 (vs. Akron); 26 (vs. Wofford).

Cam Hayes (1) 25 (vs. Winthrop)

OPENING JUMP BALL CONTROLLED

-- LSU 7, Opponents 10

SCORED FIRST LSU POINTS --

Wilkinson 3, KJ Williams 4, Miller 6, Hill 1, Hayes 3

PLAYERS SCORING IN DOUBLE FIGURES BY GAME

0	1	2	3	4	5/more
	1	4	11	1	

POINTS BY POSSESSION STATS

OPPONENT	OFF PPP	DEF PPP
Kansas City	1.072	0.851
Arkansas St.	1.000	0.825
New Orleans	1.282	0.849
Illinois State	1.000	0.813
Akron	0.984	0.935
Kansas State	0.894	0.897
Wofford	1.219	1.190
UT Arlington	0.984	0.952
Wake Forest	1.075	1.045
NCCU	1.015	0.864
Winthrop	1.348	1.157
ETSU	1.043	1.015
Arkansas	0.896	0.891
Kentucky	1.203	1.345
Texas A&M	0.903	1.095
Florida	0.836	1.063
Alabama	0.943	1.472

LSU Offensive PPP High: 1.348 vs.

Winthrop

LSU Offensive PPP Low: 0.836 vs. Florida

LSU SEC Offensive PPP High: 1.203 vs. UK

LSU SEC Offensive PPP Low: 0.836 vs. UF

Opp. Offensive PPP High: 1.472 by Ala.

Opp. Offensive PPP Low: 0.813 by Ill. St.

Opp. SEC Offensive PPP High: 1.472 by Ala.

Opp. SEC Offensive PPP Low: 0.891 by Ark

LAYUPS AND DUNKS

OPPONENT	LSU	OPP.
Kansas City	12-21	12-21
Arkansas State	9-22	12-21
New Orleans	16-22	13-20
Illinois State	16-22	14-21
Akron	8-13	6-11
Kansas State	11-14	13-19
Wofford	14-19	14-19
UT Arlington	8-21	15-28
Wake Forest	15-22	20-24
NCCU	18-28	11-22
Winthrop	16-23	18-29
ETSU	16-24	14-21
Arkansas	20-37	15-24
Kentucky	11-15	15-17
Texas A&M	5-14	20-22
Florida	11-22	14-18
Alabama	7-23	14-19

TOTALS **213-372** **255-375**
PCT. **57.2%** **68.0%**

IN SEC GMS **54-111** **78-100**
48.6% **78.0%**

Miller hadn't played in a counting regular season game since March of 2021 when Illinois played its final game of the 2020-21 season. He transferred to LSU but tore his ACL prior to the team's exhibition game and missed the entire 2021-22 season. He was medically cleared during the summer for a full go this season and Tiger fans couldn't be happier.

Miller has started all 48 games he has played in (31 at Illinois) and is averaging 12.8 points per game (second on the team) to go with 2.2 rebounds and 1.3 assists.

JUSTICE HILL

Justice Hill is in his third year of playing for Coach McMahon as he helped guide the Racers for two seasons, including last year when the team was 31-3.

Hill came off the bench for the first time this season at A&M (1/7), playing 29 minutes, making 2-of-4 field goals, both treys with two assists and five steals. The five steals are the tops this season by an LSU player. He returned to the lineup against Florida (1/10) with Cam Hayes out and had six assists in the game.

Hill has posted seven games of five assists or more this season.

Justice Hill's fake of the defender and drive through an open lane was a game-winner for the Tigers against Wake Forest (12/10) with 1.2 seconds to play at Holiday Hoopsgiving.

He is averaging 3.5 assists a game with an assist-to-turnover ratio of 2.2. He has 59 assists and 27 turnovers. He is fourth in the league in assist-to-turnover ratio.

Hill had seven assists in the opening game and added 11 points. He was in double figures again against UNO (11/17) with 12 points, five assists and three steals and an early season best +32 in plus-minus numbers.

He recorded his season high points game against Akron (11/22) with 14 points on 5-of-11 shooting.

Hill's first three-pointer at A&M (1/7) was the 100th of his Division I basketball. In his three years (two at Murray State and one at LSU) he has 325 career assists and 137 turnovers. He is averaging 6.9 points this season at LSU.

DEREK FOUNTAIN

Derek Fountain moved into the starting lineup before the Wake Forest game (12/10) and has posted very good numbers with double figures in four contests since then, including his two collegiate double doubles:

Vs. Wake Forest – 30 minutes, 11 pts, 5 rebs, 4-5 FGs, 3 FTs, 4 steals

Vs. NCCU – 30 minutes, 17 pts, 14 rebs, 6-9 FG, 5 FTs, 2 blks, 1 steal

Vs. ETSU – 27 minutes, 11 pts, 8 rebs, 4-5 FG, 2 asts, 1 steal

Vs. Arkansas – 29 minutes, 14 pts, 10 rebs, 5-9 FG, 1 asts, 1 steal

Fountain is averaging 7.5 points, 5.5 rebounds and 1.5 steals a game. His average in the last 10 games has gone from 4.7 to 7.5 points. His rebound average has gone from 3.4 rebounds to 5.5.

Against Alabama (1/14), Fountain struggled from the field, but was able to get to the free throw line, making 9-of-10 free throws.

Fountain's best season of his two at Mississippi State was the 2020-21 campaign when as a freshman he started 10-of-19 games and averaged 5.4 points. Ironically, his career high came against LSU in Baton Rouge when he scored 20 points.

In SEC games, Fountain is averaging 5.8 rebounds, second most on the team.

JALEN REED

The freshman from Jackson, Mississippi started the first eight games before coming off the bench since then but continuing to play double figure minutes.

His best game came against UNO (11/17) when he scored eight points, hitting all three field goal attempts in 21 minutes. He added six rebounds and a steal in the game.

For the season, Reed is averaging 2.8 points and 2.9 rebounds. He is averaging 15.5 minutes a game. He was able to pull a season high of seven rebounds against Alabama (1/14).

Reed is the son of the late SEC star Justin Reed, who played at Ole Miss (2000-04).

MWANI WILKINSON

Mwani Wilkinson elected to come back to the LSU program after briefly entering the transfer portal following the 2021-22 season. He is the veteran scholarship returnee, having been a part of the Tiger team in both 2020-21 and 2021-22. He has been a part of two NCAA teams and a team that went to the finals of the SEC Tournament in 2021.

Wilkinson first tweaked his shoulder in the preseason workouts but wanted to play through it. But another tweak of it prior to the A&M game has forced him out-of-the-game for the time being.

Wilkinson is averaging 2.6 points and 1.6 rebounds. Wilkinson is 8-of-18 from the arc.

KENDAL COLEMAN

Coleman played 11 minutes against Wofford (11/27), making both field goal attempts and 3-of-3 at the line to finish with seven points, his second highest total of the season.

In the next game against UTA (12/2), Coleman played 13 minutes, making 3-of-4 field goals to again score seven points with six rebounds.

Against NCCU, he made the most of his six-plus minutes, making both field goal attempts with a rebound and a block. It has been the case when asked, Coleman has made the most of his minutes. In the Winthrop game (12/17), Coleman made 2-of-4 from the field with five points and two blocks and for the second time this season grabbing seven rebounds.

Coleman had five points against Alabama (1/14) and has played 10 minutes in each of the last two games, while scoring nine points and going 3-of-7 from the field and 3-of-4 from the line.

The Northwestern State transfer is averaging 2.6 points and 2.4 rebounds

Coleman's season high at LSU was eight points versus Illinois St. in the Cayman Islands (11/21).

JUSTICE WILLIAMS

Williams had one of the best games of his career against Alabama as he played 20 minutes off the bench. He scored a career best nine points, with his second three-pointer of the season and 6-of-6 at the free throw line. More importantly, he had five assists and just one turnover in the game.

He has only not posted points in one game since he returned after missing five games with an injured left ankle against UNO on Nov. 17. He returned to action for LSU on Dec. 10 against Wake Forest.

Both years, he has struggled with injury problems at LSU.

Last season, he missed the entire non-conference schedule as a freshman before being thrust into action

due to other injuries at the start of conference play.

Williams played 17 minutes against the Demon Deacons, scoring five points with a rebound, two assists and a steal.

For the season, Williams is averaging 3.6 points and 1.3 assists.

SHAWN PHILLIPS

The freshman, saw his first action since Nov. 21 against Arkansas (12/28) and his longest stint of the season at that point with close to five minutes with an offensive rebound.

In the game against Alabama (1/14), he was on the court for some 13 minutes, scoring two points with four rebounds.

For the season, Phillips has played in eight games.

TYRELL WARD

Dematha Catholic freshman Tyrell Ward has seen action in nine games this season and against Florida (1/10), he made great contributions during his season high 17 minutes, making 2-of-3 from the arc. He is averaging 7.4 minutes a game and is averaging 1.4 points a game.

TURNOVERS – ASSISTS

The Tigers were finally able to keep turnovers in the single digits against Wake Forest, recording only seven in the Dec. 10 game. Against one of the top teams in forcing turnovers and points off turnovers in Arkansas (12/28), the Tigers turned the ball over 10 times and the Razorbacks only got four points off turnovers.

And the news was good again against Kentucky (1/3) as in Rupp Arena, the Tigers turned the ball over just nine times, the second time they were in single digits this season.

But in the last three games, the Tigers turned the ball over 42 times (15 against A&M, 16 versus Florida, 11 at Alabama, resulting in 59 combined points off turnovers).

After posting a negative assist-to-turnover ratio in the first eight games of 102 assists and 111 turnovers, in the last nine games the Tigers have dished out 127 assists and 105 turnovers. For the season, the Tigers are averaging 13.5 assists and 12.7 turnovers, while opponents are averaging 11.8 assists and 13.3 turnovers.

STEALS

Last year, the Tigers had their best season ever at stealing the basketball with 373 steals.

The Tigers had its third game with double figure steals at A&M (1/7) with 11.

So far this season, LSU has recorded 133 steals (7.8), compared to 98 for opponents (5.8).

SHOT CLOCK VIOLATIONS

Last year, LSU was the Division I leader in shot clock violations drawn according to @CBBAnalytics with 38, four more than Richmond and Virginia in college basketball. The total so far this season is nine.

FIELD GOAL PERCENTAGE

Last year, LSU was 16-1 when opponents shot under 40 percent and LSU is 4-1 this year in that category as Kansas City (32.8%), Arkansas State (38.6%), Akron (25.9%), UTA (37.5%) and Florida (39.6%) have shot under 40 percent overall.

The Tigers are 56-3 since the start of the 2017-18 season when opponents shoot under 40 percent.

However, LSU was 6-10 last year when opponents shoot 40 percent or better from the field. LSU is 7-4 this season when teams shoot over 40 percent.

Offensively, the Tigers have won the last 17 games when shooting 50 percent or more in a game and LSU is 104-9 in the last 112 games when LSU shot 50 percent or better since the start of the 2007-08 season. The 50 percent games this season:

LSU vs. UNO (11/17) – 30-of-58, 51.7%

LSU vs. Wofford (11/27) – 28-of-53, 52.8%

LSU vs. Winthrop (12/17) – 35-of-64, 54.7%

FROM THE ARC

The Tigers last season shot just 31.6 percent from the arc and LSU has not shot over 35 percent from the arc since 2012-13 season.

So far LSU is hovering around the 35 percent mark at 129-of-370 (34.9%).

LSU has hit double figure treys in four games for the season:

12 vs. UNO

10 vs. Wake Forest

11 vs. Winthrop

11 at Kentucky

Tiger opponents are 116-of-403 (28.8 percent). LSU is 20th in the country in three-point percentage defense.

THE MARAVICH CENTER

The Tigers are in their 52nd season of play in the Pete Maravich Assembly Center, originally known as the LSU Assembly Center until 1988 when the building was renamed by government legislation followed by the untimely death of the star LSU player.

The Maravich Center is the fourth oldest continuous basketball arena in the league having hosted its first game in January 1972. Memorial Gym at Vanderbilt opened in 1952, Stegeman Coliseum at UGA in 1964 and Coleman Coliseum at Alabama opened in 1968.

LSU was 15-2 a year ago in the building and in 817 games the Tigers have an on-court record of 614-203 (75.1%) ... LSU is 283-159 in conference games (64.0%).

The loss to Florida on Jan. 10 ended a 13-game winning streak in the building by LSU.

NATIONALLY-RANKED OPPONENTS

The Tigers won their 89th game against a ranked AP team on Dec. 28 against Arkansas (89-274). The Tigers have 41 wins in the AP poll against top 10 teams.

ITS A FATHER AND SON THING

There are a couple of guys who knows something about the Southeastern Conference because their fathers played in the league with good success.

FALL 2022 LSU SIGNEES

Corey Chest, New Orleans, La. Link Academy, Brandon, Mo.

The four-star recruit will play this season at Link Academy in Brandon, Missouri. Chest (6-8, 210) played the 2021-22 season at Eleanor McMain High School in New Orleans. He is ranked No. 75 in the 247sports.com and 89 in their national composite rankings. He is listed No. 95 in the ESPN Top 100 for the class of 2023.

Chest was a Class 4A First Team All-State selection in Louisiana averaging 17 points, 10 rebounds, three assists and four blocks. McMain was 28-8 last season and reached the Class 4A title game each of the last two years.

This season, he is listed by 247sports as the No. 16-ranked power forward and No. 2 player in the state of Missouri. He was previously listed as the No. 1 player in the state of Louisiana for the class of 2023 at the end of the 2021-22 basketball season.

Chest also played in the NIKE EYBL circuit for team LIVOn-Fleur De Lis and played for former LSU star and NBA player, Randy Livingston.

Mike Williams, Baltimore, Md. Bishop Walsh HS

Williams, who will play for Bishop Walsh High School in Cumberland, Maryland, is listed at 6-3, 180 pounds and is listed at No. 96 in the nation by 247sports.com and 101 by On3.com.

Williams made a midseason switch to Bishop Walsh this past season which will play in the National Interscholastic Basketball Conference against some of the top schools in the country. In the 60th Alhambra Catholic Invitational Tournament, billed as the most prestigious Catholic high school tournament in the country, Williams averaged 16.7 points per game, 3.9 rebounds, 1.3 assists and 2.0 steals.

In the PrepHoops.com web site for Maryland, Williams is listed as the No. 4-ranked player in the state entering his senior season.

Williams was one of the prospects in the class to show great improvement this summer on the UAA Circuit with Team Thrill of Maryland which won Under Armour Association championship.

SEC PLAY WIN TOTALS

Since the start of the 2019-20 season, LSU's 23 SEC home wins is tied for second most in the league:

Auburn 24
LSU 23
Tennessee 23
Alabama 23
Kentucky 22
Arkansas 22

Since the start of the 2018-19 season, LSU has won 49 SEC games, tied for third best in the league:

Kentucky 54
Tennessee 52
LSU 49
Auburn 49
Alabama 46
Arkansas 42

OVERALL WINNING SEASONS

LSU posted a fifth consecutive winning season in 2021-22 that gives LSU the fourth longest consecutive winning seasons run in program history:

1 1982-83 through 1992-93 – 11
2 1913-14 through 1921-22 – 9
3 2001-02 through 2006-07 – 6
4 2017-18 through 2021-22 – 5
4 2011-12 through 2015-16 – 5
4 1976-77 through 1980-81 --5

Director of Player Development Ronrico White's father, Tony, was an All-America at Tennessee. Tony White played from 1983 to 1987 at Tennessee.

Then there is freshman Jalen Reed from Jackson, Mississippi, whose late dad, Justin, was an All-America at Ole Miss and the SEC Freshman of the Year in 2001. Justin Reed was an All-SEC selection in each of his four years at Ole Miss, guiding the Rebels to a first ever "Sweet Sixteen" appearance for the program.

THE HALF COURT FINISH

A feature on LSU Basketball social media has been the half court shots which conclude LSU's game-day practice or the final practice prior to a game. Here's who has hit the shot this season:

Derek Fountain, Cam Hayes, Juice Hill -- 2

KJ Williams, Jalen Reed, Trae Hannibal, Mwani Wilkinson, Adam Benhayoune, Parker Edwards, Adam Miller, Tyrell Ward – 1 each

TIGERS HOST TENNESSEE ON SATURDAY

LSU will also be back on the court Saturday at home against nationally-ranked Tennessee. The game is set for a 3 p.m. tip on the affiliates of the LSU Sports Radio Network and on ESPN.



TRAE HANNIBAL

Guard · 6-2 · 215 · Senior · TR · Elliott, South Carolina (Murray State)

0

Top Performances

Points	
Season:	19, vs. Arkansas, 12/28/22
Career:	20, at SE Mo. St., 2/26/22
Rebounds	
Season:	12, vs. Florida, 1/10/23
Career:	12, vs. Florida, 1/10/22
Field Goals Made	
Season:	9, vs. Arkansas, 12/28/22
Career:	9, vs. Arkansas, 12/28/22
3 PT FG Made	
Season:	1, vs. Arkansas, 12/28/22
Career:	2, twice
Free Throws Made	
Season:	5, twice
Career:	8, three times
Assists	
Season:	6, vs. Winthrop, 12/17/22
Career:	12, vs. Eastern Illinois, 1/20/22
Blocks	
Season:	1, vs. UT Arlington, 12/2/22
Career:	1, eight times
Steals	
Season:	4, vs. Kansas St., 11/23/22
Career:	4, four times
Minutes Played	
Season:	29, twice

Top Career Scoring Games

1.	20 – at Southeast Missouri State, 1/29/22
2.	19 -- vs. Arkansas, 12/28/22
	19 – vs. Middle Tennessee, 12/4/21
4.	18 – vs. San Francisco, 3/17/22
	18 – vs. Tennessee Wesleyan, 12/15/21
6	15 – vs. Southeast Missouri State, 12/30/21
	15 – vs. James Madison, 11/24/21
	15 – at Georgia, 2/27/21
	15 – vs. Missouri, 2/20/21
10.	14 – vs. Morehead State, 1/29/22

Complete bio

Senior Season (2022-23)

12 points in the rallying win over Wofford (11/27) ... 4-of-6 field goals most of points coming late when LSU was down five ... Played 23 minutes or more in last three games ... Six assists, no turnovers in win over Winthrop (12/17) ... Spectacular game against Arkansas, making 9-of-14 field goals and scoring 19 points, one off his career high ... Named SEC POW for his efforts against Arkansas ... Followed that up with a 12-point effort at UK (1/3), making 5-of-6 field goals with four assists ... Career high 12 rebounds against Florida (1/10), second double figure game of college career in rebounds.

Hannibal's Game-by-Game Statistics

2022-23	OPPONENT	MIN	FG	3FG	FT	REB	PF/D	A	TO	BLK	STL	PTS	+/-
	Kansas City	19	1-3	0-0	5-9	8	3	2	2	0	1	7	+5
	Arkansas State	22	0-4	0-0	4-5	5	2	2	3	0	3	4	+1
	UNO	17	2-7	0-0	3-5	2	1	0	2	0	0	7	+2
	vs. Illinois State	14	0-2	0-0	0-0	4	3	4	3	0	0	0	+7
	vs. Akron	23	0-1	0-0	0-0	5	2	3	1	0	2	0	+8
	vs. Kansas State	28	1-1	0-0	0-0	5	2	4	1	0	4	2	-8
	Wofford	29	4-6	0-0	4-4	4	1	2	2	0	0	12	+11
	UT Arlington	20	1-3	0-0	5-7	4	3	4	4	1	0	7	+12
	vs. Wake Forest	4	0-2	0-0	0-0	0	1	0	0	0	0	0	-6
	NC Central	17	1-3	0-1	2-2	2	0	4	3	0	0	4	+1
	Winthrop	21	2-2	0-0	0-1	3	2	6	0	0	0	4	+6
	East Tennessee State	14	2-4	0-0	3-3	6	2	2	2	0	0	7	0
	Arkansas	22	9-14	1-2	0-2	6	0	2	1	0	0	19	+10
	at Kentucky	29	5-6	0-0	2-4	3	2	4	4	0	1	12	+5
	at Texas A&M	24	2-9	0-0	5-9	5	3	4	3	9	2	9	+1
	Florida	28	1-6	0-0	2-2	12	2	3	4	0	2	4	-14
	at Alabama	16	1-2	0-0	0-0	6	1	3	0	0	0	2	-23
	Auburn												
	Tennessee												
	at Arkansas												
	Texas Tech												
	at Missouri												
	Alabama												
	at Mississippi State												
	Texas A&M												
	at Georgia												
	South Carolina												
	Vanderbilt												
	at Ole Miss												
	Missouri												
	at Florida												
	SEC Tournament												

Hannibal's Career Stats

YEAR	GP-GS	MIN/AVG	FG-FGA	PCT.	3FG-FGA	PCT.	FT-FTA	PCT.	REB.-AVG	PF-FO	AST	TO	BLK	STL	PTS-AVG.
AT SOUTH CAROLINA															
19-20	26-0	326/12.6	39-92	.424	2-13	.154	24-40	.600	54-2.1	45-0	32	39	3	32	104-4.0
20-21	20-0	333/16.7	39-89	.438	7-13	.538	34-40	.850	64-3.2	36-0	40	42	1	20	119- 6.0
AT MURRAY STATE															
21-22	34-1	744/21.9	108-208	.519	4-13	.308	94-131	.718	173-5.1	53-2	84	65	3	40	314-9.2
LSU															
22-23	17-3	349/20.5	32-75	.427	1-3	.333	35-53	.660	80-4.7	30-0	49	35	1	15	199-5.9
TOTALS	97-4	1752/18.1	218-464	.470	14-42	.333	187-264	.708	371-3.8	164-2	205	181	8	107	637-6.6



CAM HAYES

Guard • 6-2 • 185 • Junior • TR • Greensboro, North Carolina (NC State)

1

Top Performances

Points	
Season:	25, vs. Winthrop, 12/17/22
Career:	25, vs. Winthrop, 12/17/22

Rebounds	
Season:	7, vs. NCCU, 12/13/22
Career:	7, vs. NCCU, 12/13/22

Field Goals Made	
Season:	8, vs. Winthrop, 12/17/22
Career:	8, vs. Winthrop, 12/17/22

3 PT FG Made	
Season:	4, vs. Winthrop, 12/17/22
Career:	4, three times

Free Throws Made	
Season:	5, vs. Winthrop, 12/17/22
Career:	8, vs. Louisiana Tech, 11/27/21

Assists	
Season:	6, vs. Wake Forest, 12/10/22
Career:	9, at Pittsburgh, 2/17/21

Blocks	
Season:	1, twice
Career:	2, vs. Texas Southern, 11/21/21

Steals	
Season:	2, three times
Career:	4, vs. Charleston So., 11/25/20

Minutes Played	
Season:	32, vs. Kentucky, 1/3/23

Top Career Scoring Games

- 25 -- vs. Winthrop, 12/17/22
- 20 -- at Notre Dame, 3/3/21
- 17 -- vs. UMass Lowell, 12/3/20
- 16 -- vs. North Carolina, 2/26/22
- 16 -- vs. Richmond, 12/17/21
- 16 -- vs. Oklahoma State, 11/17/21
- 16 -- at Virginia, 2/24/21
- 15 -- vs. Louisville, 12/4/21
- 14 -- at Georgia Tech, 2/15/22
- 14 -- vs. Louisiana Tech, 11/27/21

Complete bio

Senior Season (2022-23)

Hayes has his first double figure game as a Tiger, scoring 13 points with three treys in 16 minutes vs. UNO (11/17) ... Back-to-back double figure games with 10 vs. Illinois State (11/21) ... For the second time, scored 13 points this year, playing 28 minutes, hitting 5-of-10 field goals with six assists and non turnovers ... Got his first LSU start against NCCU (12/13), playing 28 minutes and scoring season high 14 points ... Career high of 25 vs. Winthrop (12/17), making 8-of-11 field goals with four three-pointers ... Hit a big three-pointer and later three free throws to give LSU a chance at an upset at Kentucky (1/3) ... Scored 11-points with two assists ... Second straight double figure game in league play against Texas A&M (1/7) ...

Hayes' Game-by-Game Statistics

2022-23	MIN	FG	3FG	FT	REB	PF/D	A	TO	BLK	STL	PTS	+/-
OPPONENT												
Kansas City	2	0-0	0-0	0-0	0	1	0	0	0	0	0	-3
Arkansas State	DNP-Coach's Decision											
UNO	16	5-7	3-5	0-0	0	1	3	1	1	0	13	+13
vs. Illinois State	21	3-5	1-3	3-4	3	2	0	5	0	2	10	+10
vs. Akron	16	1-3	1-1	4-5	1	2	3	1	0	1	7	+5
vs. Kansas State	13	1-2	1-1	0-0	2	2	0	3	0	0	3	-3
Wofford	14	1-3	0-0	1-2	1	1	2	0	1	1	3	+16
UT Arlington	18	2-6	0-2	3-4	1	3	0	0	0	0	7	+9
vs. Wake Forest	28	5-10	2-6	1-1	5	3	6	0	0	1	13	+14
NC Central	28	6-10	2-5	0-0	7	0	2	1	0	2	14	+9
Winthrop	31	8-11	4-6	5-6	1	0	4	1	0	2	25	+15
East Tennessee State	19	1-3	0-2	0-0	0	2	3	3	0	0	2	-2
Arkansas	27	2-7	0-3	0-0	5	0	3	0	0	1	4	-7
at Kentucky	32	3-5	2-4	3-3	0	2	2	1	0	0	11	+4
at Texas A&M	25	4-11	1-5	1-1	2	1	0	1	0	0	10	-12
Florida	DND-injury											
at Alabama	20	4-6	2-3	0-0	1	2	2	0	0	0	10	-21
Auburn												
Tennessee												
at Arkansas												
Texas Tech												
at Missouri												
Alabama												
at Mississippi State												
Texas A&M												
at Georgia												
South Carolina												
Vanderbilt												
at Ole Miss												
Missouri												
at Florida												
SEC Tournament												

Hayes' Career Stats

YEAR	GP-GS	MIN/AVG	FG-FGA	PCT.	3FG-FGA	PCT.	FT-FTA	PCT.	REB.-AVG	PF-FO	AST	TO	BLK	STL	PTS-AVG.
AT NC STATE															
20-21	23-14	540/23.5	61-158	.386	28-77	.364	30-41	.732	55-2.4	36-1	72	46	1	29	180-7.8
21-22	32-13	674/21.1	80-239	.335	25-100	.250	38-49	.776	74-2.3	45-1	67	45	4	25	223-7.0
AT LSU															
22-23	15-6	311/20.7	46-89	.517	19-46	.413	21-26	.808	29-1.9	22-0	30	17	2	10	132-8.8
TOTALS	70-33	1526/21.8	187-486	.385	72-223	.323	89-116	.767	158-2.3	103-2	169	108	7	64	535-7.6



JUSTICE HILL

Guard · 6-0 · 175 · Senior · TR · Little Rock, Arkansas (Murray State)

3

Top Performances

Points	
Season:	14, vs. Akron, 11/21/22
Career:	36, at Belmont, 1/15/22

Rebounds

Season:	4, twice
Career:	10, vs. Greenville, 11/29/20

Field Goals Made

Season:	5, vs. Ark. State, 11/12/22
Career:	10, at Belmont, 1/15/22

3 PT FG Made

Season:	3, three times
Career:	8, at Belmont, 1/15/22

Free Throws Made

Season:	4, vs. Kansas City, 11/9/22
Career:	8, at Belmont, 1/15/22

Assists

Season	7, vs.Kansas City, 11/9/22
Career:	11, vs. Greenville, 11/29/20

Blocks

Season:	1, vs. Winthrop, 12/17/22
Career:	2, vs. St. Peter's, 3/19/22

Steals:

Season:	4, vs. Kansas City, 11/9/22
Career	4, vs. Kansas City, 11/9/22

Minutes Played

Season	36, vs. Kansas St., 11/23/22
--------	------------------------------

Top Career Scoring Games

- 36, at Belmont, 1/15/22
- 26, vs. Southeast Missouri State, 12/30/21
- 21, vs. Morehead State, 3/5/22
- 20, at Tennessee Tech, 1/27/22
- 20, at Memphis, 12/20/21
- 19, vs. St. Peter's, 3/19/22
- 19, vs. Morehead State, 1/29/22
- 18, vs. SIUE, 2/5/22
- 18, vs. Chattanooga, 12/18/21
- 18, vs. Middle Tennessee, 12/4/21

[Complete bio](#)

Senior Season (2022-23)

Hill opens up his LSU portion of his career with 13 points, 7 assists, 4 steals in 31 minutes against Kansas City (11/9) ... Season high of 14 points against Akron (11/22) ... Made the game-winning layup with 2.1 seconds left to win the Wake Forest game (12/10) also including six assists, no turnovers.

Hill's Game-by-Game Statistics

2022-23	MIN	FG	3FG	FT	REB	PF/D	A	TO	BLK	STL	PTS	+/-
OPPONENT												
Kansas City	31	4-9	1-5	4-5	4	3	7	3	0	4	13	+15
Arkansas State	31	5-13	1-4	0-1	4	0	3	1	0	0	11	+8
UNO	26	4-9	3-5	1-2	2	1	5	2	0	3	12	+32
vs. Illinois State	29	1-9	0-1	2-2	1	1	5	1	0	1	4	+14
Akron	26	5-11	0-3	4-4	2	2	3	0	0	0	14	+4
vs. Kansas State	36	4-15	2-6	2-6	2	1	2	4	0	2	12	0
Wofford	26	3-9	0-3	0-0	0	1	2	0	0	1	6	-15
UT Arlington	26	1-5	0-2	1-2	2	0	5	1	0	1	3	-9
vs. Wake Forest	24	2-6	0-0	0-0	1	1	6	0	0	0	4	-5
NC Central	26	3-11	1-5	0-0	0	0	4	2	0	2	7	0
Winthrop	27	3-7	3-5	0-0	3	1	3	1	1	0	9	-4
East Tennessee State	35	3-11	3-7	0-2	2	1	5	1	0	1	9	+5
Arkansas	19	1-5	0-3	0-3	2	1	1	1	0	0	2	-6
at Kentucky	13	0-3	0-1	0-0	1	0	0	1	0	0	0	-13
at Texas A&M	29	2-4	2-4	0-0	1	1	2	5	0	5	6	-13
Florida	30	1-9	1-7	0-0	5	2	6	3	0	1	3	-5
at Alabama	18	1-7	1-5	0-0	2	0	0	1	0	0	3	-19
Auburn												
Tennessee												
at Arkansas												
Texas Tech												
at Missouri												
Alabama												
at Mississippi State												
Texas A&M												
at Georgia												
South Carolina												
Vanderbilt												
at Ole Miss												
Missouri												
at Florida												
SEC Tournament												

Hill's Career Stats

YEAR	GP-GS	MIN/AVG	FG-FGA	PCT.	3FG-FGA	PCT.	FT-FTA	PCT.	REB.-AVG	PF-FO	AST	TO	BLK	STL	PTS-AVG.
AT MURRAY STATE															
20-21	26-10	572/22.0	56-155	.361	22-70	.314	13-21	.619	52-2.0	39-1	93	44	2	19	147-5.7
21-22	34-34	1060/31.2	163-378	.431	63-176	.358	67-90	.744	77-2.3	45-0	173	65	4	37	456 13.4
AT LSU															
22-23	17-16	452/26.6	43-143	.301	18-66	.273	14-27	.519	34-2.0	16-0	59	27	1	21	118-6.9
TOTALS	77-60	2084/27.1	262-676	.388	103-312	.330	94-138	.681	163-2.1	100-1	325	136	7	77	721-9.4



KENDAL COLEMAN

Center · 6-8 · 230 · Junior · TR · Shreveport, Louisiana (Northwestern State)

4

Top Performances

Points	
Season:	8, vs. Illinois State, 11/21/22
Career:	25, vs. UIW, 1/27/22

Rebounds	
Season:	7, twice
Career:	20, vs. Southeastern, 3/5/22

Field Goals Made	
Season:	4, vs. Illinois State, 11/21/22
Career:	11, vs. UIW, 1/27/22

3 PT FG Made	
Season:	
Career:	

Free Throws Made	
Season:	3, twice
Career:	8, at A&M Corpus Christi, 2/19/22

Assists	
Season:	
Career:	4, at UNO, 1/22/22

Blocks	
Season:	2, twice
Career:	5, at Houston Christian, 2/3/22

Steals	
Season:	2, vs. UNO, 11/17/22
Career:	3, twice

Minutes Played	
Season:	17, vs. UNO, 11/17/22

Top Career Scoring Games

- 25, vs. UIW, 1/27/22
- 22, at Tulsa, 11/10/21
- 21, vs. McNeese, 2/12/22
- 20, at UIW, 2/17/22
- 20, vs. UNO, 1/8/22
- 20, at SMU, 11/15/21
- 19, vs. Nicholls, 2/24/22
- 19, at UNO, 1/22/22
- 19, vs. Champion Christian, 11/13/21
- 19, at Oklahoma, 11/9/21

[Complete bio](#)

Junior Season (2022-23)

Scored eight in Cayman Islands opener vs. Illinois State in just under 10 minutes of action (11/21) ... Coleman with a solid 12-minutes against Wofford (11/27) making both field goals and all three free throws to score seven points ... Seven points again against UT Arlington, playing 13 minutes off the bench ...

Coleman's Game-by-Game Statistics

2022-23	MIN	FG	3FG	FT	REB	PF/D	A	TO	BLK	STL	PTS	+/-
OPPONENT												
Kansas City	5	0-1	0-0	0-0	2	0	0	0	0	0	0	+4
Arkansas State	7	0-1	0-0	0-0	2	1	0	1	0	0	0	-2
UNO	17	2-2	0-0	0-1	7	3	0	1	2	2	4	+6
vs. Illinois State	9	4-5	0-0	0-0	3	0	0	0	1	0	8	-6
vs. Akron	9	0-1	0-0	0-0	0	3	0	0	0	1	0	-1
vs. Kansas State	4	0-1	0-0	0-0	2	0	0	0	1	0	0	-1
Wofford	11	2-2	0-0	3-3	2	1	0	2	0	0	7	+1
UT Arlington	13	3-4	0-0	1-2	6	1	1	0	0	1	7	-4
vs. Wake Forest	3	0-0	0-0	0-0	0	2	0	0	0	0	0	-6
NC Central	6	2-2	0-0	0-0	1	0	0	0	1	0	4	+4
Wlnthrop	12	2-4	0-0	1-2	7	2	0	1	2	0	5	0
East Tennessee State	4	0-1	0-0	0-0	1	3	0	0	0	0	0	+4
Arkansas	3	0-0	0-0	0-0	0	0	0	0	0	0	0	0
at Kentucky	2	0-0	0-0	0-0	0	1	0	0	0	0	0	-3
at Texas A&M	8	0-1	0-0	0-0	3	1	0	0	1	0	0	-2
Florida	11	2-3	0-0	0-0	1	2	0	0	0	0	4	-7
at Alabama	10	1-4	0-0	3-4	3	3	0	0	0	0	5	-3
Auburn												
Tennessee												
at Arkansas												
Texas Tech												
at Missouri												
Alabama												
at Mississippi State												
Texas A&M												
at Georgia												
South Carolina												
Vanderbilt												
at Ole Miss												
Missouri												
at Florida												
SEC Tournament												

Coleman's Career Stats

YEAR	GP-GS	MIN/AVG	FG-FGA	PCT.	3FG-FGA	PCT.	FT-FTA	PCT.	REB-AVG	PF-FO	AST	TO	BLK	STL	PTS-AVG.
AT NORTHWESTERN STATE															
20-21	29-0	498/17.2	82-174	.471	0-1	.000	32-46	.696	188-6.5	46-0	8	28	33	12	196-6.8
21-22	30-30	860/28.7	203-372	.546	0-1	.000	57-98	.582	304-10.1	63-1	20	57	40	30	463-15.4
AT LSU															
22-23	17-0	138/8.1	18-32.	.563	0-0	.000	8-12	.667	40-2.4	23-0	1	5	8	4	44-2.6
Totals	76-30	1496/19.7	303-578	.524	0-2	.000	97-156	.622	532-7.0	132-1	29	90	81	46	703-9.3



MWANI WILKINSON

Junior • 6-5 • 206 • 1L • Las Vegas, Nevada (Bishop Gorman HS)

5

Top Performances

Points
Season: 9, vs. Kansas City, 11/9/22
Career: 12, vs. Southeastern, 11/30/20

Rebounds
Season: 6, vs. Ark. State, 11/12/22
Career: 8, at Florida, 1/12/22

Field Goals Made
Season: 3, vs. Kansas City, 11/9/22
Career: 5, twice

3 PT FG Made
Season: 3, vs. Kansas City, 11/9/22
Career: 3, vs. Kansas City, 11/9/22

Free Throws Made
Season: 1, vs. Illinois State, 11/21/22
Career: 3, vs. Texas A&M, 12/29/20

Assists
Season: 2, twice
Career: 3, three times

Blocks
Season: 1, three times
Career: 4, at Alabama, 1/19/22

Steals
Season: 2, vs. Kansas City, 11/9/22
Career: 6, vs. ULM, 11/9/21

Minutes Played
Season: 22, vs. Kansas City, 11/9/22

Top Career Scoring Games

- 1. 12, vs. Southeastern, 11/30/20
- 2. 11, vs. Lipscomb, 12/22/21
- 11, vs. Arkansas, 1/13/21
- 4. 9, vs. Kansas City, 11/9/22
- 9, at South Carolina, 2/19/22
- 6. 8, vs. Iowa State (NCAAT 1st Rd), 3/18/22
- 8, vs. Arkansas (SECTQF), 3/11/22
- 8, vs. Tennessee, 1/8/21
- 8, vs. Ohio, 12/1/21
- 8, at Arkansas, 2/27/21

Complete bio

Junior Season (2022-23)

Three treys in his season debut vs. Kansas City, most he has made in a single game in his LSU career.

Wilkinson's Game-by-Game Statistics

2022-23	MIN	FG	3FG	FT	REB	PF/D	A	TO	BLK	STL	PTS	+/-
OPPONENT												
Kansas City	22	3-7	3-4	0-0	1	4	2	1	0	2	9	+6
Arkansas State	20	0-1	0-1	0-0	6	1	2	1	1	0	0	+12
UNO	18	2-4	2-4	0-0	0	3	1	0	0	0	6	+17
vs. Illinois State	20	0-1	0-1	1-2	5	2	0	2	1	0	1	-1
vs. Akron	10	1-1	0-0	0-0	2	3	1	0	0	0	2	+9
vs. Kansas State	12	1-2	1-1	0-0	3	4	0	2	0	1	3	+8
Wofford	13	2-4	1-3	0-0	1	0	2	0	0	0	5	-9
UT Arlington	14	1-2	1-2	0-0	0	0	0	0	0	0	3	+1
vs. Wake Forest	10	0-4	0-2	0-0	1	0	1	0	0	2	0	-9
NC Central	4	0-0	0-0	0-0	0	0	0	0	0	0	0	0
Winthrop	DNP-Coach's Decision											
East Tennessee State	DNP-Coach's Decision											
Arkansas	11	1-1	0-0	0-0	0	2	0	1	1	0	2	+9
at Kentucky	2	0-0	0-0	0-0	0	0	1	0	0	1	0	-1
at Texas A&M	DNP-Coach's Decision											
Florida	DND-injury											
at Alabama	DND-injury											
Auburn												
Tennessee												
at Arkansas												
Texas Tech												
at Missouri												
Alabama												
at Mississippi State												
Texas A&M												
at Georgia												
South Carolina												
Vanderbilt												
at Ole Miss												
Missouri												
at Florida												
SEC Tournament												

Wilkinson's Career Stats

YEAR	GP-GS	MIN/AVG	FG-FGA	PCT.	3FG-FGA	PCT.	FT-FTA	PCT.	REB-AVG	PF-FO	AST	TO	BLK	S	PTS-AVG
20-21	27-14	460/17.0	40-51	.784	2-5	.400	14-20	.700	72-2.7	55-0	16	12	13	18	96-3.6
21-22	34-30	824/24.2	50-114	.439	25-62	.403	11-20	.550	101-3.0	91-1	31	31	24	41	136-4.0
22-23	12-9	156/13.0	11-27	.407	8-18	.444	1-2	.500	19-1.6	19-0	10	7	3	6	31-2.6
TOTALS	73-53	1440/19.7	101-192	.526	35-85	.412	26-42	.619	192-2.6	165-1	57	50	40	65	263-3.6



JUSTICE WILLIAMS

Guard · 6-4 · 175 · Sophomore · 1L · Philadelphia, Pennsylvania (Montverde Academy)

11

Top Performances

Points	
Season:	9, at Alabama, 1/14/23
Career:	9, at Alabama, 1/14/23

Rebounds	
Season:	4, vs. Kansas City, 11/9/22
Career:	4, twice

Field Goals Made	
Season:	3, vs. Kansas City, 11/9/22
Career:	3, vs. Kansas City, 11/9/22

3 PT FG Made	
Season:	1, twice
Career:	1, four times

Free Throws Made	
Season:	6, at Alabama, 1/14/23
Career:	6, at Alabama, 1/14/23

Assists	
Season:	5, at Alabama, 1/14/23
Career:	5, at Alabama, 1/14/23

Blocks	
Season:	
Career:	1, twice

Steals:	
Season:	2, vs. NCCU, 12/13/22
Career:	2, four times

Minutes Played	
Season:	20, at Alabama, 1/14/23

Top Career Scoring Games

- 9, at Alabama, 1/14/23
- 7, vs. Kansas City, 11/9/22
- 7, at Auburn, 12/29/21
- 5, vs. Wake Forest, 12/10/22
- 5, vs. UNO, 11/17/22
- 5, vs. Ole Miss, 2/1/22
- 4, vs. Arkansas, 12/28/22
- 4, vs. Winthrop, 12/17/22
- 4, vs. UGA, 2/16/22
- 4, vs. Arkansas, 1/15/22

Complete bio

Sophomore Season (2022-23)

Equaled career points total with 7 vs. Kansas City (11/9) ... Returned after ankle injury to play 17 minutes and score five points with two assists against Wake Forest (12/10) ... Career best nine points in 20 minutes, 6-6 at the free throw line (1/14).

J. Williams' Game-by-Game Statistics

2022-23	MIN	FG	3FG	FT	REB	PF/D	A	TO	BLK	STL	PTS	+/-
OPPONENT												
Kansas City	12	3-4	0-0	1-3	4	1	2	2	0	0	7	-1
Arkansas State	9	0-0	0-0	0-0	0	1	0	0	0	1	0	1
UNO	8	2-4	0-1	1-2	0	0	1	1	0	0	5	6
vs. Illinois State	DND --	injury										
vs. Akron	DND --	injury										
vs. Kansas State	DND --	injury										
Wofford	DND --	injury										
UT Arlington	DND --	injury										
vs. Wake Forest	17	2-6	0-3	1-2	1	2	2	1	0	1	5	+10
NC Central	17	1-4	0-3	0-2	1	0	1	0	0	2	2	+10
Winthrop	10	2-3	0-1	0-1	0	0	1	1	0	0	4	+1
East Tennessee State	15	1-3	0-2	0-0	1	0	0	1	0	1	2	+5
Arkansas	12	2-4	0-0	0-0	0	1	0	2	0	1	4	+9
at Kentucky	11	1-4	0-1	0-0	2	1	1	0	0	0	2	-4
at Texas A&M	11	1-3	1-3	0-0	0	1	1	0	0	0	3	-3
Florida	13	0-1	0-1	0-0	1	1	1	1	0	0	0	-6
at Alabama	20	1-4	1-1	6-6	1	1	5	1	0	0	9	-20
Auburn												
Tennessee												
at Arkansas												
Texas Tech												
at Missouri												
Alabama												
at Mississippi State												
Texas A&M												
at Georgia												
South Carolina												
Vanderbilt												
at Ole Miss												
Missouri												
at Florida												
SEC Tournament												

J. Williams' Career Stats

YEAR	GP-GS	MIN/AVG	FG-FGA	PCT.	3FG-FGA	PCT.	FT-FTA	PCT.	REB.-AVG	PF-FO	AST	TO	BLK	STL	PTS-AVG.
21-22	20-1	212/10.6	11-40	.275	2-11	.182	10-12	.833	16-0.8	11-0	13	9	2	11	34-1.7
22-23	12-0	156/13.0	16-40	.400	2-16	.125	9-16	.563	11-0.9	10-0	15	10	0	6	43-3.6
TOTALS	32-1	368/11.5	27-80	.338	4-27	.148	19-28	.679	27-0.8	21-0	28	19	2	17	77-2.4



KJ WILLIAMS

Forward • 6-10 • 250 • 5th Year Senior • TR • Cleveland, Mississippi (Murray State)

12

Top Performances

Points
Season: 35, vs. WF, 12/10/22
Career: 39, at Tennessee St., 2/10/22

Rebounds
Season: 14, vs. Kansas City, 11/9/22
Career: 16, four times

Field Goals Made
Season: 14, vs. Wake Forest, 12/10/22
Career: 15, at Tennessee St., 2/10/22

3 PT FG Made
Season: 7, vs. Wake Forest, 12/10/22
Career: 7, vs. Wake Forest, 12/10/22

Free Throws Made
Season: 6, twice
Career: 9, vs. UT Martin, 1/22/22

Assists
Season: 3, twice
Career: 4, vs. SE Mo. St., 1/4/20

Blocks
Season: 3, vs. Kansas City, 11/9/22
Career: 3, seven times

Steals
Season: 3, three times
Career: 4, six times

Minutes Played
Season 38, vs. Kansas City, 11/9/22

Top Career Scoring Games

- 39 – at Tennessee State, 2/10/22
- 35 -- vs. Wake Forest, 12/10/22
- 33 -- vs. Illinois State, 11/21/22
- 33 – vs. UT Martin, 1/22/22
- 32 – vs. Cumberland, 11/9/21
- 30 – vs. Belmont, 2/24/22
- 29 – vs. Southeast Missouri State, 3/4/22
- 29 – vs. Long Beach, 11/23/21
- 28 -- vs. ETSU, 12/21/22
- 28 – at SIUE, 2/15/22

Complete bio

5th Year Senior Season (2022-23)

Posted his 28th career double double in his opening game at LSU with 13 points and 14 rebounds against Kansas City (11/9) ... Named all-tournament at the Cayman Islands Classic, averaged 23.0 points per game, making 27-of-45 field goals, averaging 7.7 rebounds ... Scored 33 points in the first game against Illinois State (11/21) ... All-tournament selection for Cayman Islands Classic (games vs. Illinois State, Akron, K-State) ... Williams posted the second highest scoring game of his career with 35 points against Wake Forest (12/10), hitting a season best 14 field goals, including 7 treys and also recurring his 30th career double double ... Following it up iwth an 18-12 game against NCCU (12/13) ... Williams has a game high 23 points with four treys against Kentucky (1/3) ... Record his 1,000th career rebound late in the first half against A&M (1/7).

KJ Williams' Game-by-Game Statistics

2022-23	OPPONENT	MIN	FG	3FG	FT	REB	PF/D	A	TO	BLK	STL	PTS	+/-
	Kansas City	38	5-13	0-2	3-4	14	3-0	0	4	3	1	13	+13
	Arkansas State	24	6-12	3-5	0-0	4	2	1	1	1	1	15	+8
	UNO	19	3-5	1-2	0-0	4	2	0	3	0	3	7	+24
	vs. Illinois State	30	13-19	1-4	6-6	8	4	3	1	1	2	33	+25
	vs. Akron	31	6-13	2-4	5-6	5	3	0	0	1	3	19	+16
	vs. Kansas State	36	8-13	0-1	1-2	10	3	1	2	1	1	17	-1
	Wofford	35	6-12	1-4	2-2	5	2	1	2	0	1	15	+5
	UT Arlington	34	6-14	2-3	0-0	9	1	1	1	0	2	14	+1
	vs. Wake Forest	36	14-21	7-9	0-2	10	3	1	2	1	1	35	+8
	NC Central	31	7-13	1-3	3-3	12	2	2	2	2	1	18	+8
	Winthrop	24	8-14	2-4	0-0	6	3	0	2	1	1	18	+11
	East Tennessee State	36	11-18	3-5	3-4	12	2	3	1	0	3	28	0
	Arkansas	33	3-7	2-5	0-0	5	3	0	2	1	2	8	+1
	at Kentucky	36	8-13	4-6	3-3	3	3	2	1	1	0	23	-1
	at Texas A&M	37	2-6	0-2	6-6	8	2	2	0	1	2	10	-8
	Florida	34	8-20	1-9	6-8	7	2	0	1	0	0	23	-15
	at Alabama	18	4-12	2-3	0-0	1	4	0	2	0	0	10	-26
	Auburn												
	Tennessee												
	at Arkansas												
	Texas Tech												
	at Missouri												
	Alabama												
	at Mississippi State												
	Texas A&M												
	at Georgia												
	South Carolina												
	Vanderbilt												
	at Ole Miss												
	Missouri												
	at Florida												
	SEC Tournament												

KJ Williams' Career Stats

YEAR	GP-GS	MIN/AVG	FG-FGA	PCT.	3FG-FGA	PCT.	FT-FTA	PCT.	REB.-AVG	PF-FO	AST	TO	BLK	STL	PTS-AVG.
AT MURRAY STATE															
18-19	32-22	582/18.2	111-159	.698	1-5	.200	20-38	.526	151-4.7	60-0	15	21	19	18	243-7.6
19-20	32-8	745/23.3	156-287	.544	18-50	.360	75-112	.670	232-7.3	73-0	33	50	21	34	405-12.7
20-21	26-26	743/28.6	164-289	.567	26-63	.413	52-78	.667	220-8.5	67-2	25	54	15	27	406-15.6
21-22	34-34	989/29.1	245-455	.538	37-113	.327	86-123	.699	285-8.4	72-0	24	50	21	48	613-18.0
AT LSU															
22-23	17-17	532/31.3	118-225	.524	32-71	.451	38-46	.826	123-7.2	44-0	17	27	14	24	306-18.0
TOTALS	141-107	3592/25.5	794-1415	.561	114-302	.377	271-397	.683	1011-7.2	316-2	114	202	90	151	1973-14.0



JALEN REED

Forward • 6-10 • 230 • Freshman • HS • Jackson, Mississippi (Southern California Academy)

13

Top Performances

Points
Season: 8, vs. UNO, 11/17/22
Career:

Rebounds
Season: 7, at Alabama, 1/14/23
Career:

Field Goals Made
Season: 3, vs. UNO, 11/17/22
Career:

3 PT FG Made
Season: 1, twice
Career:

Free Throws Made
Season: 5, vs. Ark. State, 11/12/22
Career:

Assists
Season: 2, twice
Career:

Blocks
Season: 1, five times
Career:

Steals:
Season: 2, vs. Illinois State, 11/21/22
Career:

Minutes Played
Season: 23, twice
Career:

Top Career Scoring Games

- 8, vs. UNO, 11/17/22
- 6, vs. Kansas State, 11/23/22
- 5, at Alabama, 1/14/23
- 5, vs. Arkansas State, 11/12/22
- 4, vs. ETSU, 12/21/22
- 4, vs. Illinois State, 11/21/22
- 3, vs. UT Arlington, 12/2/22
- 3, vs. Akron, 11/22/22
- 3, vs. Kansas City, 11/9/22
- 2, vs. Winthrop, 12/17/22
- 2, vs. Wofford, 11/27/22

Complete bio

Reed's Freshman Season (2022-23)

Started his first collegiate game at LSU, playing 23 minutes with three points ... Best scoring game of the season, hitting all three field goal attempts in an eight-point effort against UNO (11/17) ... Best rebound total of 7 at Alabama (1/14).

Reed's Game-by-Game Statistics

2022-23	MIN	FG	3FG	FT	REB	PF/D	A	TO	BLK	STL	PTS	+/-
OPPONENT												
Kansas City	23	1-4	0-1	1-1	3	3	1	1	1	0	3	+5
Arkansas State	22	0-3	0-0	5-6	3	2	0	2	1	1	5	+15
UNO	21	3-3	0-0	2-4	6	4	0	1	0	1	8	+10
vs. Illinois State	19	1-1	0-0	2-8	4	3	1	3	0	2	4	+11
vs. Akron	19	1-3	1-1	0-0	4	0	1	0	0	0	3	+6
vs. Kansas State	23	2-3	0-1	2-2	0	3	2	3	1	0	6	+3
Wofford	20	1-4	0-0	0-0	5	0	2	2	0	1	2	-11
UT Arlington	14	1-3	1-1	0-0	5	1	0	1	1	0	3	-4
vs. Wake Forest	9	0-0	0-0	1-4	0	1	0	0	0	0	1	-8
NC Central	12	0-1	0-0	0-0	2	2	0	0	0	0	0	-3
Winthrop	12	1-1	0-0	0-0	3	0	0	2	0	1	2	-10
East Tennessee State	13	2-2	0-0	0-0	1	2	0	1	1	1	4	+1
Arkansas	11	0-5	0-0	0-0	2	3	0	0	0	0	0	-5
at Kentucky	14	1-3	0-0	0-0	2	3	1	0	0	0	2	-6
at Texas A&M	10	0-2	0-0	0-0	2	1	0	1	1	0	0	-7
Florida	3	0-0	0-0	0-0	0	3	0	0	0	0	0	-5
at Alabama	17	2-4	0-1	1-4	7	2	0	2	0	0	5	-16
Auburn												
Tennessee												
at Arkansas												
Texas Tech												
at Missouri												
Alabama												
at Mississippi State												
Texas A&M												
at Georgia												
South Carolina												
Vanderbilt												
at Ole Miss												
Missouri												
at Florida												
SEC Tournament												

Reed's Career Stats

YEAR	GP-GS	MIN/AVG	FG-FGA	PCT.	3FG-FGA	PCT.	FT-FTA	PCT.	REB.-AVG	PF-FO	AST	TO	BLK	STL	PTS-AVG.
22-23	17-8	264/15.5	16-42	.381	2-5	.400	14-29	.483	49-2.9	33-0	8	19	6	7	48-2.8
Totals	17-8	264/15.5	16-42	.381	2-5	.400	14-29	.483	49-2.9	33-0	8	19	6	7	48-2.8



TYRELL WARD

Forward • 6-6 • 185 • Freshman • HS • Washington, D. C. (DeMatha Catholic HS)

15

Top Performances

Points
Season: 6, vs. Florida, 1/10/23
Career:

Rebounds
Season: 2, twice
Career:

Field Goals Made
Season: 2, vs. Florida, 1/10/23
Career:

3 PT FG Made
Season: 2, vs. Florida, 1/10/23
Career:

Free Throws Made
Season:
Career:

Assists
Season: 1, at Alabama, 1/14/23
Career:

Blocks
Season:
Career:

Steals
Season: 2, at Alabama, 1/14/23
Career:

Minutes Played
Season: 17, vs. Florida, 1/10/23

Top Career Scoring Games

- 6 vs. Florida, 1/10/23
- 3 vs. UNO, 11/17/22
- 2 at Alabama, 1/14/23
- 2 vs. Kansas State, 11/23/22

[Complete bio](#)

Ward's Freshman Season (2022-23)

After not playing for three games (Coach's Decision), Ward comes off the bench to play 17 minutes against Florida and hits 2-of-3 three-pointers and scores season high 6 points against Florida (1/10).

Ward's Game-by-Game Statistics

2022-23	MIN	FG	3FG	FT	REB	PF/D	A	TO	BLK	STL	PTS	+/-
OPPONENT												
Kansas City	DNP-Coach's Decision											
Arkansas State	4	0-1	0-1	0-0	0	0	0	0	0	0	0	-3
UNO	10	1-3	1-2	0-0	0	2	0	0	0	0	3	+1
vs. Illinois State	3	0-0	0-0	0-0	1	1	0	0	0	1	0	+3
vs. Akron	6	0-1	0-1	0-0	1	0	0	0	0	1	0	+3
vs. Kansas State	4	1-2	0-1	0-0	2	1	0	0	0	1	2	+2
Wofford	DNP-Coach's Decision											
UT Arlington	4	0-1	0-0	0-0	1	0	0	0	0	0	0	-5
vs. Wake Forest	DNP-Coach's Decision											
NC Central	DNP-Coach's Decision											
Winthrop	DNP-Coach's Decision											
East Tennessee State	3	0-0	0-0	0-0	0	0	0	1	0	0	0	-3
Arkansas	DNP-Coach's Decision											
at Kentucky	DNP-Coach's Decision											
at Texas A&M	DNP-Coach's Decision											
Florida	17	2-4	2-3	0-0	1	0	0	0	0	0	6	+2
at Alabama	14	1-6	0-2	0-0	2	0	1	0	0	2	2	-11
Auburn												
Tennessee												
at Arkansas												
Texas Tech												
at Missouri												
Alabama												
at Mississippi State												
Texas A&M												
at Georgia												
South Carolina												
Vanderbilt												
at Ole Miss												
Missouri												
at Florida												
SEC Tournament												

Ward's Career Stats

YEAR	GP-GS	MIN/AVG	FG-FGA	PCT.	3FG-FGA	PCT.	FT-FTA	PCT.	REB.-AVG	PF-FO	AST	TO	BLK	STL	PTS-AVG.
22-23	9-0	67/7.4	5-18	.278	3-10	.300	0-0	.000	8-0.9	4-0	1	1	0	5	13-1.4
TOTALS	9-0	67/7.4	5-18	.278	3-10	.300	0-0	.000	8-0.9	4-0	1	1	0	5	13-1.4



DEREK FOUNTAIN

Forward • 6-10 • 225 • Junior • TR • Holly Springs, Mississippi (Miss. State)

20

Top Performances

Points	
Season:	17, vs. NCCU, 12/13/22
Career:	20, vs. LSU, 2/10/21

Rebounds	
Season:	14, vs. NCCU, 12/13/22
Career:	14, vs. NCCU, 12/13/22

Field Goals Made	
Season:	6, vs. NCCU, 12/13/22
Career:	8, vs. LSU, 2/10/21

3 PT FG Made	
Season:	1, twice
Career:	4, vs. LSU, 2/10/21

Free Throws Made	
Season:	9, at Alabama, 1/14/23
Career:	9, at Alabama, 1/14/23

Assists	
Season:	2, three times
Career:	3, three times

Blocks	
Season:	2, twice
Career:	2, 6 times

Steals	
Season:	7, vs. UNO, 11/17/22
Career:	7, vs. UNO, 11/17/22

Minutes Played	
Season:	30, three times

Top Career Scoring Games

- 20 – vs. LSU, 2/10/21
- 17 -- vs. NCCU, 12/13/22
- 15 -- vs. UNO, 11/17/22
- 15 – vs. Louisiana Tech, 3/27/21
- 14 -- vs. Arkansas, 12/28/22
- 11 -- vs. ETSU, 12/21/22
- 11 -- vs. Wake Forest, 12/10/22
- 10 – vs. Saint Louis, 3/20/21
- 10 – vs. Georgia State, 12/14/21
- 9 -- at Alabama, 1/14/23
- 9 – at South Carolina, 2/6/21

Complete bio

Junior Season (2022-23)


Fountain has a strong 17 minutes off the bench, hitting four field goals and 6-of-6 at the line vs. UNO (11/17) to score 15 points with 7 steals ... Started his first LSU game against Wake FOrest (12/10), played 30 minutes and scored 11 points ... At his first college double double with 17 points and 14 rebounds against NCCU (12/13) ... Second double double in the win over Arkansas (12/28) with 14 points, 10 rebounds ...

Fountain's Game-by-Game Statistics

2022-23	MIN	FG	3FG	FT	REB	PF/D	A	TO	BLK	STL	PTS	+/-
OPPONENT												
Kansas City	11	1-1	0-0	2-2	3	3	0	1	0	1	4	+5
Arkansas State	19	0-1	0-0	0-0	5	1	0	2	0	0	0	0
UNO	17	4-5	1-1	6-6	8	1	2	1	0	7	15	+20
vs. Illinois State	20	2-2	0-0	0-0	3	2	1	2	0	0	4	+6
vs. Akron	21	2-3	0-0	1-1	3	4	1	1	2	1	5	+9
vs. Kansas State	13	1-2	0-0	1-2	1	3	0	1	0	0	3	-4
Wofford	13	0-0	0-0	2-2	1	5-1	0	0	0	2	2	+13
UT Arlington	19	3-5	1-1	1-2	6	4	0	2	0	0	8	+15
vs. Wake Forest	30	4-5	0-0	3-6	5	1	0	2	0	4	11	+13
NC Central	30	6-9	0-0	5-9	14	2	1	0	2	1	17	+11
Winthrop	31	4-7	0-1	0-0	7	4	2	0	1	2	8	+15
East Tennessee State	27	4-5	0-0	3-3	8	3	2	3	0	1	11	+3
Arkansas	29	5-9	0-1	4-5	10	2	1	2	1	2	14	+8
at Kentucky	25	3-4	0-0	0-0	8	2	2	1	0	1	6	+6
at Texas A&M	21	1-3	0-0	0-0	3	5-1	1	1	0	1	2	-8
Florida	30	3-4	0-0	2-2	6	5-1	2	3	0	1	8	+8
at Alabama	21	0-9	0-4	9-10	2	1	0	3	0	1	9	-22
Auburn												
Tennessee												
at Arkansas												
Texas Tech												
at Missouri												
Alabama												
at Mississippi State												
Texas A&M												
at Georgia												
South Carolina												
Vanderbilt												
at Ole Miss												
Missouri												
at Florida												
SEC Tournament												

Fountain's Career Stats

YEAR	GP-GS	MIN/AVG	FG-FGA	PCT.	3FG-FGA	PCT.	FT-FTA	PCT.	REB.-AVG	PF-FO	AST	TO	BLK	STL	PTS-AVG
AT MISS. STATE															
20-21	19-10	375/19.7	40-83	.482	15-39	.385	7-11	.636	57-3.0	30-0	17	23	9	10	102-5.4
21-22	25-3	210/8.4	15-44	.341	2-12	.167	14-18	.778	44-1.8	17-0	11	8	6	11	46-1.8
AT LSU															
22-23	17-9	378/22.3	43-74	.581	2-8	.250	39-50	.780	93-5.5	48-3	15	25	6	25	127-7.5
TOTALS	61-22	963/15.8	98-201	.488	19-59	.322	60-79	.759	194-3.2	95-3	43	56	21	46	275-4.5



SHAWN PHILLIPS

Forward • 7-0 • 245 • Freshman • HS • Dayton, Ohio (Dream City Christian School)

34

Top Performances

Points
Season: 4, vs. UNO, 11/17/22
Career:

Rebounds
Season: 4, at Alabama, 1/14/23
Career:

Field Goals Made
Season: 1, at Alabama, 1/14/23
Career:

3 PT FG Made
Season:
Career:

Free Throws Made
Season: 4, vs. UNO, 11/17/22
Career:

Assists
Season: 1, vs. UNO, 11/17/22
Career:

Blocks
Season:
Career:

Steals
Season: 1, at Alabama, 1/14/23
Career:

Minutes Played
Season: 13, at Alabama, 1/14/23

Top Career Scoring Games

- 1. 4 vs. UNO, 11/17/22
- 2. 2 at Alabama, 1/14/23

Complete bio

Freshman Season (2022-23)

Phillips' Game-by-Game Statistics

2022-23	OPPONENT	MIN	FG	3FG	FT	REB	PF/D	A	TO	BLK	STL	PTS	+/-
	Kansas City	2	0-1	0-0	0-0	0	2	0	0	0	0	0	-5
	Arkansas State	2	0-0	0-0	0-0	1	0	0	1	0	0	0	-2
	UNO	4	0-0	0-0	4-4	1	4	1	1	0	0	4	-3
	vs. Illinois State	1	0-0	0-0	0-0	0	0	0	0	0	0	0	-4
	vs. Akron	DNP-Coach's Decision											
	vs. Kansas State	DNP-Coach's Decision											
	Wofford	DNP-Coach's Decision											
	UT Arlington	DNP-Coach's Decision											
	vs. Wake Forest	DNP-Coach's Decision											
	NC Central	DNP-Coach's Decision											
	Wlnthrop	DNP-Coach's Decision											
	East Tennessee State	DNP-Coach's Decision											
	Arkansas	4	0-1	0-0	0-0	1	0	0	0	0	0	0	+2
	at Kentucky	3	0-0	0-0	0-0	0	1	0	0	0	0	0	-2
	at Texas A&M	1	0-0	0-0	0-0	0	0	0	0	0	0	0	-2
	Florida	DNP-Coach's Decision											
	at Alabama	13	1-2	0-0	0-0	4	1	0	1	0	1	2	-13
	Auburn												
	Tennessee												
	at Arkansas												
	Texas Tech												
	at Missouri												
	Alabama												
	at Mississippi State												
	Texas A&M												
	at Georgia												
	South Carolina												
	Vanderbilt												
	at Ole Miss												
	Missouri												
	at Florida												
	SEC Tournament												

Phillips' Career Stats

YEAR	GP-GS	MIN/AVG	FG-FGA	PCT.	3FG-FGA	PCT.	FT-FTA	PCT.	REB.-AVG	PF-FO	AST	TO	BLK	STL	PTS-AVG.
22-23	8-0	31/3.9	1-4	.250	0-0	.000	4-4	1.000	7-0.9	8-0	1	3	0	1	6-0.8
TOTALS	8-0	31/3.9	1-4	.250	0-0	.000	4-4	1.000	7-0.9	8-0	1	3	0	1	6-0.8



ADAM MILLER

Guard • 6-3 • 190 • Sophomore • RS • Peoria, Illinois (Illinois)

44

Top Performances

Points	
Season:	26, twice
Career:	28, vs. NC A&T, 11/25/20

Rebounds	
Season:	4, vs. Wofford, 11/27/22
Career:	7, twice

Field Goals Made	
Season:	9, three times
Career:	10, vs. NC A&T, 11/25/20

3 PT FG Made	
Season:	6, vs. Wofford, 11/27/22
Career:	6, twice

Free Throws Made	
Season:	8, vs. Illinois State, 11/21/22
Career:	8, vs. Illinois State, 11/21/22

Assists	
Season:	3, twice
Career:	3, four times

Blocks	
Season:	1, three times
Career:	1, four times

Steals	
Season:	2, three times
Career:	2, eight times

Minutes Played	
Season:	39, twice

Top Career Scoring Games

- 28, vs. NC A&T, 11/25/20
- 26, vs. Ark. State, 11/12/22
- 23, vs. Akron, 11/22/22
- 18, vs. Kansas City, 11/9/22
- 18, vs. Nebraska, 2/25/21
- 16, at A&M, 1/7/23
- 15, at Kentucky, 1/3/23
- 15, vs. Chicago State, 11/26/20
- 14, four times

Complete bio

Sophomore Season (2022-23)

In his first action since March 2021, Miller played 34 minutes and hit four treys in an 18-point performance ... Miller was just two below his career scoring average with 26 against Arkansas State (11/22) ... 26 for the second time this season, this time against Wofford (11/27) ... Tied career high with six treys, including one late that put LSU ahead for good ... Five treys in the game at Kentucky (1/3), most since Nov. 27, ninth double figure scoring game of the season ... Second straight game for the Tigers with five three-point field goals (at A&M, 1/7).

Miller's Game-by-Game Statistics

2022-23	MIN	FG	3FG	FT	REB	PF/D	A	TO	BLK	STL	PTS	+/-
OPPONENT												
Kansas City	34	6-14	4-9	2-2	3	0	2	1	0	2	18	+11
Arkansas State	39	9-15	4-9	4-4	3	1	1	0	0	0	26	+7
UNO	23	2-8	1-7	2-2	2	1	1	1	0	1	7	+17
vs. Illinois State	32	2-9	1-5	8-8	0	1	3	1	0	0	13	+15
vs. Akron	39	9-15	5-9	0-0	2	4	2	6	0	0	23	+16
vs. Kansas State	30	4-12	2-8	1-2	2	3	1	1	0	0	11	-6
Wofford	38	9-13	6-9	2-4	4	1	0	3	1	2	26	+4
UT Arlington	37	3-8	2-7	3-4	1	1	0	3	1	1	11	+4
vs. Wake Forest	37	1-10	1-6	0-0	1	1	1	2	0	0	3	-1
NC Central	28	0-10	0-8	1-2	1	3	2	3	0	0	1	+10
Wlnthrop	32	5-15	2-10	2-2	3	1	3	2	1	0	14	+6
East Tennessee State	32	3-10	0-5	3-3	2	0	1	2	0	1	9	+7
Arkansas	29	2-9	1-3	2-2	4	1	2	1	0	0	7	-6
at Kentucky	33	5-15	5-13	0-0	1	0	2	0	0	0	15	0
at Texas A&M	34	5-10	5-8	1-2	1	1	1	1	0	1	16	-11
Florida	34	2-12	1-8	3-4	3	3	0	3	0	1	8	-13
at Alabama	31	2-5	2-2	3-5	4	3	1	1	0	0	9	-26
Auburn												
Tennessee												
at Arkansas												
Texas Tech												
at Missouri												
Alabama												
at Mississippi State												
Texas A&M												
at Georgia												
South Carolina												
Vanderbilt												
at Ole Miss												
Missouri												
at Florida												
SEC Tournament												

Adam Miller's Career Stats

YEAR	GP-GS	MIN/AVG	FG-FGA	PCT.	3FG-FGA	PCT.	FT-FTA	PCT.	REB-AVG	PF-FO	AST	TO	BLK	STL	PTS-AVG
AT ILLINOIS															
20-21	31-31	792/25.5	90-230	.391	52-153	.450	26-38	.684	86-2.8	71-1	25	33	1	18	258-8.3
AT LSU															
22-23	17-17	562/33.0	69-190	.363	42-126	.333	37-46	.804	37-2.2	25-0	23	31	3	9	217-12.8
TOTALS 48-48		1353/28.2	159-420	.379	94-279	.337	63-84	.750	123-2.6	96-1	48	64	4	27	475-9.9

2022-23 Starting Lineups

GAMES TOTAL (GAME #)	GUARD	GUARD	GUARD/ FORWARD	FORWARD	FORWARD/ CENTER	W-L	PCT.
Game 1, 2, 3, 4, 5, 6, 7, 8	Hill	Miller	Reed	Wilkinson	KJ Williams	7-1	.875
Game 9	Hill	Miller	Fountain	Wilkinson	KJ Williams	1-0	1.000
Game 10, 11, 12, 13, 14	Hill	Miller	Hayes	Fountain	KJ Williams	4-1	.800
Game 15	Hannibal	Miller	Hayes	Fountain	KJ Williams	0-1	.000
Game 16, 17	Hannibal	Miller	Hill	Fountain	KJ Williams	0-2	.000

Tigers Record When ...

CATEGORY	22-23	21-22
Lead After First Half	9-2	16-4
Lead After 30 Minutes	10-1	15-2
Lead After 35 Minutes	9-0	18-3
Outshoot Opponent	10-0	21-1
Ourrebound Opponent	7-1	13-4
More Assists	10-1	15-5
More FT Attempts	9-1	11-1
More 3FG Made	7-3	9-4
More Turnovers	2-3	5-3
More Points In Paint	9-0	19-5
More 2nd Chance Points	4-1	12-5
More Fast Break Points	7-1	19-7
More Points Off Turnovers	9-0	20-5
More Bench Points	8-2	18-8
Shoot Under 40 Percent	1-3	3-8
Shoot 40-49 Percent	8-2	12-4
Shoot 50-59 Percent	3-0	7-0
Shoot over 60 Percent		
Grab 40+ Rebounds	3-1	11-1
Grab 50+ Rebounds		2-0
Post 15+ Assists	6-1	10-3
Grabs 10+ Steals	2-1	16-4
Score Below 70 Points	5-4	7-1
Score 70-79 Points	5-1	7-3
Score 80-89 Points	1-0	6-0
Score 90-99 Points	1-0	1-0
Score 100 or More Points		1-0

CATEGORY	22-23	2021-22
Trail After First Half	3-3	6-8
Trail After 30 Minutes	2-4	5-10
Trail After 35 Minutes	2-4	2-9
Outshot by Opponent	2-5	1-11
Outrebounded by Opp.	5-3	6-7
More Assists by Opponent	1-4	5-4
More FT Attempts By Opp.	2-4	10-8
More 3FG by Opponent	3-1	10-7
More Turnovers by Opp.	9-1	15-8
More Pts In Paint by Opp.	3-4	2-6
More 2nd Chance Pts Opp.	7-4	10-6
More Fast Break Points Opp.	5-4	3-5
More Pts Off TOs by Opp.	2-5	3-5
More Bench Points by Opp.	4-3	5-3
Opp. Shoots Under 40 Pct.	5-1	16-2
Opp. Shoots 40-49 Pct.	5-3	6-9
Opp. Shoots 50-59 Pct.	2-1	0-1
Shoot over 60 percent		
Opps. Grabs 40+ Rebounds	1-0	3-5
Opp. Grabs 50+ Rebounds	0-1	
Opp. Posts 15+ Assists	0-2	1-3
Opp. Grabs 10+ Steals	0-1	2-3
Opp. Score Below 70 Points	9-3	21-3
Opp. Score 70-79 Points	2-1	1-9
Opp. Score 80-89 Points	1-0	
Opp. Score 90-99 Points		
Opp. Score 100 or More Pts.	0-1	

CATEGORY	22-23	21-22
Tied After First Half		
Tied After 30 Minutes		2-0
Tied After 35 Minutes	1-0	2-0
FG Percentage Tied		
Rebounds Tied	0-1	3-1
Assists tied	1-0	2-2
LSU 10+ 3FG Made	3-1	3-1
3 FG Made Tied	1-1	3-1
Opp. 10+ 3FG Made	2-1	2-3
2 Player With 10+ Rebounds	1-0	1-0
4 Players With 10+ Points	1-0	9-1
Gms Decided by 3 or Less	3-2	1-3
Games Decided by 4-5 Pts	2-0	3-3
Games Decided by 6-10 Pts	3-0	4-3
Games Decided by 11-19 Pts	3-2	7-3
Games Decided by 20+ Pts	1-1	7-0
In WHITE Uniforms	9-1	16-3
In PURPLE Uniforms	2-4	5-9
In GOLD Uniforms	1-0	1-0
Games in November	6-1	7-0
Games in December	6-0	5-1
Games in Janaury	0-4	4-4
Games in February		4-4
Games in March		2-3
Games on Mon/Tues/Wed.	6-3	11-5
Games on Sat/Sun	4-2	7-5
Games on Thurs/Friday	2-0	4-2

2022-23 Tigers by the Numbers

PLAYER	10+ PTS	20+ PTS	30+PTS	10+REB	5+AST	3+BLK	3+ STL			HIGH POINTS	HIGH REBS	HIGH ASSTS	HIGH STEALS	HIGH BLOCKS
0-Trae Hannibal	3			1	1		2			1	2	7	5	1
1-Cam Hayes	6	1			1					2		2	3	1
2-Corneilous Williams														
3-Justice Hill	6				7		3					11	3	
4-Kendal Coleman											1			5
5-Mwani Wilkinson											1	1	1	3
10-Brandon Egemo														
11-Justin Williams					5							1		
12-KJ Williams	10	3	2	4		1	2			9	9		5	9
13-Jalen Reed											2	1	1	5
15-Tyrell Ward													1	
20-Derek Fountain	5			2			2			1	5		6	3
21-Austin Montgomery														
25-Adam Benahayoune														
30-Parker Edwards														
34-Shawn Phillips														
44-Adam Miller	7	3								5			1	2

Tiger Leaders

2022-23 Breakdown

PLAYER DOUBLE DOUBLES	PT/AST	PT/REB	15/10 GAMES	20/10 GAMES		DUNKS	
0-Trae Hannibal						1	
1-Cam Hayes						1	
2-Corneilous Williams							
3-Justice Hill						3	
4-Kendal Coleman						4	
5-Mwani Wilkinson							
10-Brandon Egemo							
11-Justice Williams							
12-KJ Williams		5 (32)	2	2		11	
13-Jalen Reed						4	
15-Tyrell Ward							
20-Derek Fountain		2 (2)	1			3	
21-Austin Montgomery							
25-Adam Benhayoune							
30-Parker Edwards							
34-Shawn Phillips						1	
44-Adam Miller						1	

Season Team Leaders

CATEGORY	PLAYER	TOTAL
Points	KJ Williams	306
Rebounds	KJ Williams	123
Off. Rebounds	KJ Williams	45
Assists	Justice Hill	59
Steals	Derek Fountain	25
Blocks	KJ Williams	14
3PT FG Made	Adam Miller	42
2PT FG Made	KJ Williams	86
Free Throws Made	Derek Fountain	39
Free Throw Attempts	Trae Hannibal	53
Minutes Played	Adam Miller	561
Games Started	Miller, KJ Williams	17
Scoring Dble Figures	KJ Williams	15

Miscellaneous Scoring

(LSU/Opponent)					
OPPONENT	Paint	OFF T/O	2ND CH	FAST BR.	BENCH
Kansas City	18/17	28/26	6/9	21/7	18/16
Arkansas State	18/30	23/16	5/12	2/7	4/6
UNO	32/26	22/7	14/13	15/4	51/19
Illinois State	40/32	16/12	12/4	6/17	22/16
Akron	22/10	13/14	8/9	4/2	12/9
Kansas State	28/28	13/16	9/1	3/10	10/19
Wofford	34/30	16/15	6/14	17/12	24/16
UT Arlington	20/34	11/7	10/20	7/4	29/17
Wake Forest	32/44	21/11	14/7	17/8	19/21
NCCU	38/26	9/14	18/5	9/14	10/17
Winthrop	42/40	21/11	3/14	9/11	15/1
ETSU	38/32	12/12	10/10	6/4	13/21
Arkansas	40/36	13/4	6/11	8/7	25/0
UK	26/34	4/7	6/12	2/8	16/4
Texas A&M	10/42	10/17	5/18	6/3	9/1
Florida	24/28	5/23	19/10	1/16	10/26
Alabama	30/18	2/19	8/32	8/15	33/50

Stat Leaders

OPPONENT	POINTS	REBS	ASSTS	STLS	BLOCKS
Kansas City	Miller 18	KJ 14	Hill 7	Hill 4	KJ 3
Arkansas St.	Miller 26	Wilkinson 6	Hill 3	Hannibal 3	3 with 1
UNO	Fountain 15	Fountain 8	Hill 5	Fountain 7	Coleman 2
Illinois State	KJ Williams 33	KJ 8	Hill 5	3 with 2	3 with 1
Akron	Miller 23	2 with 5	3 with 3	KJ 3	Fountain 2
K-State	KJ Williams 17	KJ 10	Hannibal 4	Hannibal 4	3 with 1
Wofford	Miller 26	2 with 5	5 with 2	2 with 2	2 with 1
UT Arlington	KJ Williams 14	KJ Williams 9	Hill 5	KJ 2	3 with 1
Wake Forest	KJ Williams 35	KJ Williams 10	2 with 6	Fountain 4	KJ 1
NCCU	KJ Williams 18	Fountain 14	2 with 4	3 with 2	2 with 2
Winthrop	Hayes 25	2 with 7	Hannibal 6	2 with 2	Coleman 2
ETSU	KJ Williams 28	KJ Williams 12	Hill 5	KJ 3	Reed 1
Arkansas	Hannibal 19	Fountain 10	Hayes 3	2 with 2	3 with 1
UK	KJ Williams 23	Fountain 8	Hannibal 4	3 with 1	KJ 1
Texas A&M	Miller 16	KJ Williams 8	Hannibal 4	Hill 5	3 with 1
Florida	KJ Williams 23	Hannibal 12	Hill 6	Hannibal 2	none
Alabama	2 with 10	Reed 7	J Williams 5	Ward 2	none

Notable

OPPONENT
Kansas City -- McMahon era gets off to winning start. Tigers struggle at times but lead for 39 minutes; KJ Williams 13-14 doubles; Hill 7 assists. 16 asts-24 FGM.
Arkansas St. -- Tigers hold A-State scoreless for seven minutes after Red Wolves closed game to two. Miller, KJ and Hill only players to make field goals.
UNO -- Tigers shut down UNO in the first half and then shoot 66.7 percent in the second half (16-of-24) for easy win. Derek Fountain off bench leads LSU with 15.
Illinois St. -- KJ Williams scored 33 points as LSU scores 45 first half points, while holding ISU to 18, shooting 59.3%. State has just 6 2-pt field goals in game.
Akron -- Tigers rally from 8 down in first half to take lead early in second half, holding Akron to 5 2H FGs to advance to finals of Cayman Islands Classic.
K-State - Tigers score at buzzer to force OT, but officials rule clock didn't start on time; reviewed final 4.7 seconds, disallowing potential tying shot by Hannibal.
Wofford -- LSU rallies from five points down with 4:26 to play. Allows no 3pt FGs in that time after allowing 11 in game. Tigers shoot 52.8% FG. Miller 26 pts.
UTA -- For the second straight game, LSU had to rally in the final minutes, this time down 4 with 6:49 to play. 10-0 run helps seal the game for LSU, 34 paint pts.
Wake Forest -- Tigers down 20, 39-19, late 1st half, rallies for win on a Juice Hill layup with 2.1 seconds to play. KJ Williams 35 pts-10 rebs, 30th career double.
NCCU -- Derek Fountain (17-14) & KJ Williams (18-12) double doubles; combining for 29 first half pts ... Fountain's 1st college double; Cam Hayes 1st LSU start.
Winthrop -- Tigers rally from 1 down at half, making 21-of-31 FGs in 2nd half; 54.7% for game; Hayes 25 pts; Hannibal 6 assts; no TO; 21-11 adv Pts Off TO.
ETSU -- Tigers go to 8-0 at home, holding off an ETSU rally in 2nd half; KJ Williams with 5th double of season (28-12); Tigers lead for 39:20; 16 asts; 27 FGs.
Arkansas -- LSU takes down No. 9 Razorbacks, taking the lead for good in the final 2:30 ... Hannibal 19 pts, Fountain double double; 13-4 advantage pts/TOS.
UK -- LSU showed toughness rallying back every time it appeared UK might sprint clear. Down 1 twice in last 2:30. KJ Williams 23 pts. 49.1 % FGs, 11 3FG.
Texas A&M -- LSU could never get going after falling behind shooting 28.6% in 1st half; A&M, 42-10 paint pts adv; KJ Williams gets 1,000th career rebound.
Florida -- 15 TOs, poor shooting, while Florida shot 55% in second half, including 9-12 from inside arc, allowed Gators to make big game swing to lead. KJ 23 pts.
Alabama -- Alabama makes 14-of-33 3 PT FGs in the first half as LSU struggles from field (29.5%) ... Out rebounded 52-38 ... KJ Williams, Cam Hayes 10 pts.

Notable

OPPONENT

The Last Time LSU ...

ALL GAMES

Scoring

Less Than 50 points	47 -- vs. Wichita St. (47-82), 11/23/16
80 or more points	89 -- vs. Winthrop (89-81), 12/17/22
90 or more points	91 -- vs. UNO (91-62), 11/17/22
100 or more points	101 -- vs. ULM (101-39), 11/9/21

Opponents Scoring

Less than 50 points	49 -- by NW St. (49-89), 12/14/21
80 or more points	81 -- by Winthrop (81-89), 12/17/22
90 or more points	91 -- by UGA (91-78), 2/23/21
100 or more points	116 -- by Alabama (106-66), 1/14/23

Field Goal Percentage

Shot less than 30 %	29.5 -- vs. Alabama (18-61), 1/14/23
Shot 50 % or more	54.7 -- vs. Winthrop (35-64), 12/17/22
Shot 60 % or more	61.3 -- at Miss. State (38-62), 2/10/21
Shot 70 % or more	70.3 -- vs. Centenary (45-64), 1/15/03

Opponents Field Goal Percentage

Shot less than 30 %	25.9 -- by Akron (14-54), 11/22/22
Shot 50 % or more	51.9 -- by UK (28-54), 1/3/23
Shot 60 % or more	60.0 -- by Georgia (27-45), 2/6/14

Three-Point FG Percentage

Shot less than 10 %	9.5 -- vs. Miss. St. (2-21), 1/11/20
Shot 40 % or more	40.9 -- at A&M (9-22), 1/7/23
Shot 50 % or more	50.0 -- at Texas A&M (8-16), 2/8/22
Shot 60 % or more	66.7 -- vs. Alabama (10-15), 1/8/19

Opponents Three-Point FG Percentage

Shot less than 10 %	6.3 -- by UAB (1-16), 12/21/13
Shot 40 % or more	42.3 -- by Winthrop (11-26), 12/17/22
Shot 50 % or more	51.0 -- by S. Carolina (26-51), 2/19/22
Shot 60 % or more	71.4 -- by Grambling (5-7), 12/01/18
Shot 70% or more	71.4 - by Grambling (5-7), 12/01/18

Free Throw Percentage

Shot less than 50 %	40.0 -- vs. WF (6-15), 12/10/22
Shot 80 % or more	81.3 -- vs. Florida (13-16), 1/10/23
Shot 90 % or more	94.7 -- at Arkansas (18-19), 3/2/22
Shot 100 percent	100.0 -- vs. Texas A&M (13-13), 2/4/17

Rebounds

Had less than 20 rebs.....	19 -- vs. Ole Miss, 1/22/11
Had 40 or more rebs	40 -- vs. Florida, 1/10/23
Had 50 or more rebs	50 -- vs. McNeese, 11/18/21
Had 60 or more rebs	64 -- vs. Northwestern State, 11/16/13

Opponent Rebounds

Less than 20 rebs	18 -- by UNCG, 11/9/18
Had 40 or more rebs	52 -- by Alabama, 1/14/23
Had 50 or more rebs	52 -- by Alabama, 1/14/23

Assists

Less than 5 assists	4 -- vs. Texas A&M, 3/12/16
15 assists or more	15 -- at UK, 1/3/23
20 assists or more	20 -- vs. Lipscomb, 12/22/21
25 assists or more	26 -- vs. UNF, 12/22/17
30 or more assists	33 -- vs. Georgia State, 12/28/94

Opponent Assists

Less than 5 assists	3 -- by Kentucky, 2/23/22
15 assists or more	19 -- by Alabama, 1/14/23
20 assists or more	20 -- by Alabama, 1/19/21
25 assists or more	26 -- by Kentucky, 3/5/16
30 assists or more	33 -- by Kentucky, 1/16/96

Blocks

0 blocks	0 -- at Alabama, 1/14/23
5 or more blocks	6 -- vs. Winthrop, 12/17/22
10 or more blocks	10 -- vs. Grambling, 12/1/18
15 or more blocks	16 -- vs. Alcorn State, 11/20/08

Opponent Blocks

0 blocks	0 -- by Alabama, 3/5/22
5 or more blocks	7 -- by Alabama, 1/14/23
10 or more blocks	14 -- by Auburn, 12/29/21

Steals

0 steals	0 -- vs. Georgia Tech, 3/17/90
10 or more steals	11 -- at A&M, 1/7/23
15 or more steals	17 -- vs. UNO, 11/17/22

Opponent Steals

0 steals	0 -- by Washington State, 12/27/08
10 or more steals	10 -- by Florida, 1/10/23
15 or more steals	15 -- by Iowa State, 3/18/22

The Last Time An LSU Player...

ALL GAMES

Scored 20 or more points.....	23 KJ Williams, vs. Florida, 1/10/23
Scored 25 or more points.....	28 KJ Williams, vs. ETSU, 12/21/22
Scored 30 or more points.....	35 KJ Williams, vs. Wake Forest, 12/10/22
Scored 35 or more points.....	35 KJ Williams, vs. Wake Forest, 12/10/22
Scored 40 or more points.....	43 Ben Simmons, vs. North Florida, 12/2/15
Scored 45 or more points.....	53 Shaquille O'Neal, vs. Arkansas State, 12/18/90
Scored 50 or more points.....	53 Shaquille O'Neal, vs. Arkansas State, 12/18/90
Scored 55 or more points.....	55 Chris Jackson, vs. Ole Miss, 3/4/89
Scored 60 or more.....	64 Pete Maravich, vs. Kentucky, 2/21/70
Scored double figures in 5 straight games.....	9 KJ Williams, 11/21/22 to 12/21/22
Scored double figures in 10 straight games.....	14 Darius Days, 1/29/22 to 3/18/22
Scored double figures in 15 straight game	19 Cameron Thomas, 1/13/21 to 3/22/21
Scored double figures in 20 straight games.....	28 Ben Simmons, 11/30/15 to 3/5/16
Scored double figures in 25 straight games.....	28 Ben Simmons, 11/30/15 to 3/5/16
Scored double figures in 30 straight games.....	48 Glen Davis, 3/5/05 to 12/17/06
Scored double figures in 35 straight games.....	48 Glen Davis, 3/5/05 to 12/17/06
Scored double figures in 40 straight games.....	48 Glen Davis, 3/5/05 to 12/17/06
Scored double figures in 45 or more straight game.....	48 Glen Davis, 3/5/05 to 12/17/06
Scored 20 points or more in 2 straight games	2 Tari Eason 24 at Arkansas (3/2/22); 20 vs. Alabama (3/5/22)
Scored 20 points or more in 3 straight games	3 Tari Eason, 23 vs. Miss. State (2/12/22); 21 vs. UGA (2/16/22); 21 at South Carolina (2/19/22)
Scored 20 points or more in 4 straight games	4 Tari Eason, 25 at Texas A&M (2/8/22); 23 vs. Miss. State (2/12/22); 21 vs. UGA (2/16/22); 21 at South Carolina (2/19/22)
Scored 20 points or more in 5 straight games	5 Cam Thomas, 27 vs. Auburn (2/20/21); 21 at UGA (2/23/21); 25 at Arkansas (2/27/21); 23 vs. Vanderbilt (3/2/21); 29 at Missouri (3/6/21)
Scored 20 points or more in 6 straight games	10 Cam Thomas, 26 at Texas A&M (1/26/21); 25 vs. Texas Tech (1/30/21); 22 at Alabama (2/3/21); 25 at Miss. State (2/10/21); 25 vs. Tennessee (2/13/21); 27 vs. Auburn (2/20/21); 21 at UGA (2/23/21); 25 at Arkansas (2/27/21); 23 vs. Vanderbilt (3/2/21); 29 at Missouri, (3/6/21)
Scored 30 points or more in consecutive games	2 Marcus Thornton, 31 vs. Miss. State (1/21/09); 30 vs. Xavier (1/24/09)
Made 10-14 field goals in a game.....	11 KJ Williams, vs. ETSU, 12/21/22
Made 15 or more field goals in a game	15 Ben Simmons, vs. N. Florida, 12/2/15
Attempted 15-19 field goals in a game	20 KJ Williams, vs. Florida, 1/10/23
Attempted 20-24 field goals in a game.....	20 KJ Williams, vs. Florida, 1/10/23
Attempted 25-29 field goals in a game.....	25 Johnny O'Bryant III, at Kentucky, 2/22/14
Attempted 30 or more field goals in a game.....	34 Ronnie Henderson, vs. Oklahoma State, 12-20-94
Made 5 three pointers in a game.....	5 Adam Miller, at A&M, 1/7/23
Made 6-9 three pointers in a game.....	7 KJ Williams, vs. Wake Forest, 12/10/22
Made 10 or more three pointers in a game.....	10 Mahmoud Abdul-Rauf, vs. Tennessee, 2-10-90
Attempted 8-10 three pointers in a game	8 Adam Müller, vs. Florida, 1/10/23
Attempted 11 or more three pointers in a game.....	9 KJ Williams, vs. Florida, 1/10/23
Had 15 or more rebounds.....	13 Adam Miller, at UK, 1/3/23
Had 20 or more rebounds.....	18 Darius Days, vs. LA Tech, 12/18/21
Had 10 or more rebounds in 2 straight games.....	20 Ben Simmons vs. Marquette, 11/23/15
10 or more rebounds in 3 straight games.....	2 KJ Williams, 10 vs. Wake Forest, 12/10/22; 12 vs. NCCU, 12/13/22
	3 Darius Day 12 at TCU, 1/29/22; 13 vs. Ole Miss, 2/1/22; 11 at Vanderbilt, 2/5/22

The Last Time An LSU Player...

ALL GAMES

Had 10 or more rebounds in 4 straight games.....	4	Ben Simmons, 12 at Arkansas, 2/23/16; 11 vs. Florida, 2/27/16 ; 14 vs. Missouri, 3/1/16; 11 at Kentucky, 3/5/16
Had 10 or more rebounds in 5 straight games.....	7	Ben Simmons, 16, vs. South Alabama, 11/19/15; 20 vs. Marquette, 11/23/15; 14 vs. NC State, 11/24/15; 18 at Charleston, 11/30/15; 14 vs. North Florida, 12/2/15, 14 at Houston, 12/13/15; vs. Gardner-Webb, 12/16/15
Had 10 or more rebounds in 6 straight games.....	7	Ben Simmons, 16, vs. South Alabama, 11/19/15; 20 vs. Marquette, 11/23/15; 14 vs. NC State, 11/24/15; 18 at Charleston, 11/30/15; 14 vs. North Florida, 12/2/15, 14 at Houston, 12/13/15; vs. Gardner-Webb, 12/16/15
Had 10 or more rebounds in 7 straight games.....	7	Ben Simmons, 16, vs. South Alabama, 11/19/15; 20 vs. Marquette, 11/23/15; 14 vs. NC State, 11/24/15; 18 at Charleston, 11/30/15; 14 vs. North Florida, 12/2/15, 14 at Houston, 12/13/15; vs. Gardner-Webb, 12/16/15
Had 10 or more rebounds in 8 or more games	8	Glen Davis, 11 at Alabama, 2/4/06; 16 vs. Arkansas, 2/8/06; 15 at Florida, 2/11/06; 13 vs. Miss. State, 2/15/06; 11 at Auburn, 2/18/06; 11 at Vandy, 2/22/06; 15 vs. Kentucky, 2/25/06; 10 at S. Carolina, 2/28/06
Had 9 offensive rebounds in a game.....	9	Darius Days vs. Arkansas, 1/8/20
Had 10-13 defensive rebounds in a game.....	11	Darius Days vs. LA Tech, 12/18/21
Had 14 or more defensive rebounds in a game.....	15	Ben Simmons, vs. Arkansas, 1/16/16
Had 8 or more assists.....	9	Brandon Murray, vs. Missouri, 3/10/22
Had 10 or more assists.....	10	Xavier Pinson, vs. Georgia, 2/16/22
Had 15 or more assists.....	18	Randy Livingston, vs. George Mason, 12-3-94
Had 5 or more blocks in a game.....	5	Kavell Bigby-Williams, at Ole Miss, 1/15/19
Had 8 or more blocks in a game.....	9	Kavell Bigby-Williams, vs. Grambling, 12/1/18
Had 10 or more blocks in a game	11	Stromile Swift, vs. Alabama, 2-10-99
Had 5 or more steals in a game	5	Justice Hill, at Texas A&M, 1/7/23
Had 8 or more steals in a game	8	Tremont Waters, vs. ULM, 12/28/18
Had 10 or more steals in a game.....	10	Shawn Griggs, vs. Tennessee, 2-23-91
Had a double-double		Derek Fountain, 14 pts-10 rebs, vs. Arkansas, 12/28/22
Had a double-double in 2 or more straight games.....	2	KJ Williams, 35 pts-10 rebs, vs. Wake Forest, 12/10/22; 18 pts-12 rebs. vs. NCCU, 12/13/22
Had a double-double in 4 or more straight games.....	4	Ben Simmons at Arkansas, 23 pts.-12 reb., 2/23/16; vs. Florida, 22 pts.-11 reb. , 2/27/16; vs. Missouri, 22 pts.-14 reb., 3/1/16; at Kentucky, 17 pts.-11 reb., 3/5/16
Had a double-double in 5 or more straight games.....	7	Ben Simmons, vs. South Alabama, 23 pts-16 rebs, 11/19/15; vs. Marquette, 21 pts-20 rebs, 11/23/15; vs. NC State, 14 rebs-10 assts, 11/24/15; at Charleston, 15 pts-18 rebs, 11/30/15; vs. North Florida, 43; pts-11 rebs., 12/2/15; at Houston, 13 pts-14 rebs, 12/13/15; vs. Gardner-Webb, 11 pts-12 rebs, 12/16/15
Had a triple-double		Tim Quarterman, vs. Ole Miss, 18 pts-10 reb-10 asst, 2/28/15
Played 40 minutes in a game.....	41	Brandon Murray, vs. Alabama, 3/5/22
Played 41 or more in a game	41	Brandon Murray, vs. Alabama, 3/5/22
Played 50 or more minutes in a game.....	54	Charles Carmouche, vs. Alabama, 2/23/13
	51	Johnny O'Bryant III, vs. Alabama, 2/23/13



2022-23 LSU Men's Basketball Combined Team Statistics All games

Page 1/1
as of Jan 15, 2023

Game Records

Record	Overall	Home	Away	Neutral
ALL GAMES	12-5	9-1	0-3	3-1
CONFERENCE	1-4	1-1	0-3	0-0
NON-CONFERENCE	11-1	8-0	0-0	3-1

Score by Periods

Team	1st	2nd	OT	TOT
LSU	587	598	0	1185
Opponents	535	605	0	1140

Team Box Score

No.	Player				Total		3-Point		F-Throw		Rebounds											
		GP-GS	MIN	AVG	FG-FGA	FG%	3FG-3FGA	3FG%	FT-FTA	FT%	OFF	DEF	TOT	AVG	PF	DQ	A	TO	BLK	STL	PTS	AVG
12	WILLIAMS, KJ	17-17	532:25	31.3	118-225	.524	32-71	.451	38-46	.826	45	78	123	7.2	44	0	17	27	14	24	306	18.0
44	MILLER, Adam	17-17	561:35	33.0	69-190	.363	42-126	.333	37-46	.804	1	36	37	2.2	25	0	23	31	3	9	217	12.8
1	HAYES, Cam	15-6	311:06	20.7	46-89	.517	19-46	.413	21-26	.808	1	28	29	1.9	22	0	30	17	2	10	132	8.8
20	FOUNTAIN, Derek	17-9	378:20	22.3	43-74	.581	2-8	.250	39-50	.780	35	58	93	5.5	48	3	15	25	6	25	127	7.5
3	HILL, Justice	17-16	452:18	26.6	43-143	.301	18-66	.273	14-27	.519	6	28	34	2.0	16	0	59	27	1	21	118	6.9
0	HANNIBAL, Trae	17-3	348:37	20.5	32-75	.427	1-3	.333	35-53	.660	20	60	80	4.7	30	0	49	35	1	15	100	5.9
11	WILLIAMS, Justice	12-0	155:41	13.0	16-40	.400	2-16	.125	9-16	.563	4	7	11	0.9	10	0	15	10	0	6	43	3.6
13	REED, Jalen	17-8	264:01	15.5	16-42	.381	2-5	.400	14-29	.483	14	35	49	2.9	33	0	8	19	6	7	48	2.8
4	COLEMAN, Kendal	17-0	138:02	8.1	18-32	.563	0-0	.000	8-12	.667	13	27	40	2.4	23	0	1	5	8	4	44	2.6
5	WILKINSON, Mwani	12-9	156:19	13.0	11-27	.407	8-18	.444	1-2	.500	2	17	19	1.6	19	0	10	7	3	6	31	2.6
15	WARD, Tyrell	9-0	66:57	7.4	5-18	.278	3-10	.300	0-0	.000	3	5	8	0.9	4	0	1	1	0	5	13	1.4
34	PHILLIPS JR., Shawn	8-0	31:18	3.9	1-4	.250	0-0	.000	4-4	1.000	2	5	7	0.9	8	0	1	3	0	1	6	0.8
10	EGEMO, Brandon	1-0	01:07	1.1	0-0	.000	0-0	.000	0-0	.000	0	1	1	1.0	0	0	0	0	0	0	0	0.0
25	BENHAYOUNE, Adam	1-0	01:07	1.1	0-0	.000	0-0	.000	0-0	.000	0	0	0	0.0	0	0	0	0	0	0	0	0.0
30	EDWARDS, Parker	1-0	01:07	1.1	0-1	.000	0-1	.000	0-0	.000	0	0	0	0.0	0	0	0	0	0	0	0	0.0
Team											26	32	58					9				
Total		17	3400		418-960	.435	129-370	.349	220-311	.707	172	417	589	34.6	282	3	229	216	44	133	1185	69.7
Opponents		17	3400		415-970	.428	116-403	.288	194-277	.700	177	409	586	34.5	285	7	201	227	51	99	1140	67.1

Team Statistics

	LSU	OPP
Scoring	1185	1140
Points per game	69.7	67.1
Scoring margin	+2.6	-
Field goals-att	418-960	415-970
Field goal pct	.435	.428
3 point fg-att	129-370	116-403
3-point FG pct	.349	.288
3-pt FG made per game	7.6	6.8
Free throws-att	220-311	194-277
Free throw pct	.707	.700
F-Throws made per game	12.9	11.4
Rebounds	589	586
Rebounds per game	34.6	34.5
Rebounding margin	+0.2	-
Assists	229	201
Assists per game	13.5	11.8
Turnovers	216	227
Turnovers per game	12.7	13.4
Turnover margin	+0.6	-
Assist/turnover ratio	1.1	0.9
Steals	133	99
Steals per game	7.8	5.8
Blocks	44	51
Blocks per game	2.6	3.0
Winning streak	0	-
Home win streak	0	-
Attendance	91071	42403
Home games-Avg/Game	10-9107	3-14134
Neutral site-Avg/Game	-	4-3161

Team Results

Date	Opponent		Score	Att.
11/09/2022	Kansas City	W	74-63	9338
11/12/2022	Arkansas St.	W	61-52	9011
11/17/2022	New Orleans	W	91-62	9224
11/21/2022	vs Illinois St.	W	77-61	1250
11/22/2022	vs Akron	W	73-58	1200
11/23/2022	vs Kansas St.	L	59-61	2400
11/27/2022	Wofford	W	78-75	8428
12/02/2022	UT Arlington	W	63-59	9145
12/10/2022	vs Wake Forest	W	72-70	7795
12/13/2022	N.C. Central	W	67-57	8212
12/17/2022	Winthrop	W	89-81	9067
12/21/2022	ETSU	W	72-68	9059
12/28/2022	Arkansas	W	60-57	10428
01/03/2023	at Kentucky	L	71-74	19610
01/07/2023	at Texas A&M	L	56-69	9319
01/10/2023	Florida	L	56-67	9159
01/14/2023	at Alabama	L	66-106	13474



2022-23 LSU Men's Basketball Combined Team Statistics In Conference games

Page 1/1
as of Jan 15, 2023

Game Records

Record	Overall	Home	Away	Neutral
ALL GAMES	1-4	1-1	0-3	0-0
CONFERENCE	1-4	1-1	0-3	0-0
NON-CONFERENCE	0-0	0-0	0-0	0-0

Score by Periods

Team	1st	2nd	OT	TOT
LSU	135	174	0	309
Opponents	179	194	0	373

Team Box Score

No.	Player				Total		3-Point		F-Throw		Rebounds													
		GP-GS	MIN	AVG	FG-FGA	FG%	3FG-3FGA	3FG%	FT-FTA	FT%	OFF	DEF	TOT	AVG	PF	DQ	A	TO	BLK	STL	PTS	AVG		
12	WILLIAMS, KJ	5-5	157:54	31.6	25-58	.431	9-25	.360	15-17	.882	8	16	24	4.8	14	0	4	6	3	4	74	14.8		
44	MILLER, Adam	5-5	161:01	32.2	16-51	.314	14-34	.412	9-13	.692	0	13	13	2.6	8	0	6	6	0	2	55	11.0		
0	HANNIBAL, Trae	5-3	119:49	24.0	18-37	.486	1-2	.500	9-17	.529	10	22	32	6.4	8	0	16	12	0	5	46	9.2		
1	HAYES, Cam	4-3	104:31	26.1	13-29	.448	5-15	.333	4-4	1.000	0	8	8	2.0	5	0	7	2	0	1	35	8.8		
20	FOUNTAIN, Derek	5-5	126:30	25.3	12-29	.414	0-5	.000	15-17	.882	11	18	29	5.8	15	2	6	10	1	6	39	7.8		
15	WARD, Tyrell	2-0	30:52	15.4	3-10	.300	2-5	.400	0-0	.000	1	2	3	1.5	0	0	1	0	0	2	8	4.0		
11	WILLIAMS, Justice	5-0	66:46	13.4	5-16	.313	2-6	.333	6-6	1.000	2	2	4	0.8	6	0	8	4	0	1	18	3.6		
3	HILL, Justice	5-4	109:36	21.9	5-28	.179	4-20	.200	0-3	.000	1	10	11	2.2	4	0	9	11	0	6	14	2.8		
4	COLEMAN, Kendal	5-0	34:02	6.8	3-8	.375	0-0	.000	3-4	.750	3	4	7	1.4	7	0	0	0	1	0	9	1.8		
13	REED, Jalen	5-0	54:41	10.9	3-14	.214	0-1	.000	1-4	.250	5	8	13	2.6	12	0	1	3	1	0	7	1.4		
5	WILKINSON, Mwani	2-0	12:37	6.3	1-1	1.000	0-0	.000	0-0	.000	0	0	0	0.0	2	0	1	1	1	1	2	1.0		
34	PHILLIPS JR., Shawn	4-0	21:42	5.4	1-3	.333	0-0	.000	0-0	.000	2	3	5	1.3	2	0	0	1	0	1	2	0.5		
Team											8	9	17				5							
Total		5	1000		105-284	.370	37-113	.327	62-85	.729	51	115	166	33.2	83	2	59	61	7	29	309	61.8		
Opponents		5	1000		132-297	.444	40-138	.290	69-95	.726	63	136	199	39.8	78	1	66	47	24	33	373	74.6		

Team Statistics

	LSU	OPP
Scoring	309	373
Points per game	61.8	74.6
Scoring margin	-12.8	-
Field goals-att	105-284	132-297
Field goal pct	.370	.444
3 point fg-att	37-113	40-138
3-point FG pct	.327	.290
3-pt FG made per game	7.4	8.0
Free throws-att	62-85	69-95
Free throw pct	.729	.726
F-Throws made per game	12.4	13.8
Rebounds	166	199
Rebounds per game	33.2	39.8
Rebounding margin	-6.6	-
Assists	59	66
Assists per game	11.8	13.2
Turnovers	61	47
Turnovers per game	12.2	9.4
Turnover margin	-2.8	-
Assist/turnover ratio	1.0	1.4
Steals	29	33
Steals per game	5.8	6.6
Blocks	7	24
Blocks per game	1.4	4.8
Winning streak	0	-
Home win streak	0	-
Attendance	19587	42403
Home games-Avg/Game	2-9794	3-14134
Neutral site-Avg/Game	-	0-0

Team Results

Date	Opponent		Score	Att.
12/28/2022	Arkansas	W	60-57	10428
01/03/2023	at Kentucky	L	71-74	19610
01/07/2023	at Texas A&M	L	56-69	9319
01/10/2023	Florida	L	56-67	9159
01/14/2023	at Alabama	L	66-106	13474



2022-23 LSU Men's Basketball
Category Leaders
All games

Page 1/3
as of Jan 15, 2023

Points

##	Player	G	Pts	Pts/G
12	Williams, KJ	17	306	18.0
44	Miller, Adam	17	217	12.8
1	Hayes, Cam	15	132	8.8
20	Fountain, Derek	17	127	7.5
3	Hill, Justice	17	118	6.9
0	Hannibal, Trae	17	100	5.9
13	Reed, Jalen	17	48	2.8
4	Coleman, Kendal	17	44	2.6
11	Williams, Justice	12	43	3.6
5	Wilkinson, Mwani	12	31	2.6
15	Ward, Tyrell	9	13	1.4
34	Phillips Jr., Shawn	8	6	0.8

Scoring Average

##	Player	G	Pts	Pts/G
12	Williams, KJ	17	306	18.0
44	Miller, Adam	17	217	12.8
1	Hayes, Cam	15	132	8.8
20	Fountain, Derek	17	127	7.5
3	Hill, Justice	17	118	6.9
0	Hannibal, Trae	17	100	5.9
11	Williams, Justice	12	43	3.6
13	Reed, Jalen	17	48	2.8
4	Coleman, Kendal	17	44	2.6
5	Wilkinson, Mwani	12	31	2.6
15	Ward, Tyrell	9	13	1.4
34	Phillips Jr., Shawn	8	6	0.8

Field Goal Percentage

##	Player	FG	Att	Pct
20	Fountain, Derek	43	74	.581
4	Coleman, Kendal	18	32	.563
12	Williams, KJ	118	225	.524
1	Hayes, Cam	46	89	.517
0	Hannibal, Trae	32	75	.427
5	Wilkinson, Mwani	11	27	.407
11	Williams, Justice	16	40	.400
13	Reed, Jalen	16	42	.381
44	Miller, Adam	69	190	.363
3	Hill, Justice	43	143	.301
15	Ward, Tyrell	5	18	.278
34	Phillips Jr., Shawn	1	4	.250

Field Goal Attempts

##	Player	G	Att	Att/G
12	Williams, KJ	17	225	13.2
44	Miller, Adam	17	190	11.2
3	Hill, Justice	17	143	8.4
1	Hayes, Cam	15	89	5.9
0	Hannibal, Trae	17	75	4.4

Field Goals Made

##	Player	G	Made	Made/G
12	Williams, KJ	17	118	6.9
44	Miller, Adam	17	69	4.1
1	Hayes, Cam	15	46	3.1
20	Fountain, Derek	17	43	2.5
3	Hill, Justice	17	43	2.5

3-Point FG Percentage

##	Player	3FG	Att	Pct
12	Williams, KJ	32	71	.451
5	Wilkinson, Mwani	8	18	.444
1	Hayes, Cam	19	46	.413
13	Reed, Jalen	2	5	.400
44	Miller, Adam	42	126	.333
0	Hannibal, Trae	1	3	.333
15	Ward, Tyrell	3	10	.300
3	Hill, Justice	18	66	.273
20	Fountain, Derek	2	8	.250
11	Williams, Justice	2	16	.125

3-Point FG Attempts

##	Player	G	Att	Att/G
44	Miller, Adam	17	126	7.4
12	Williams, KJ	17	71	4.2
3	Hill, Justice	17	66	3.9
1	Hayes, Cam	15	46	3.1
5	Wilkinson, Mwani	12	18	1.5

3-Point FG Made

##	Player	G	Made	Made/G
44	Miller, Adam	17	42	2.5
12	Williams, KJ	17	32	1.9
1	Hayes, Cam	15	19	1.3
3	Hill, Justice	17	18	1.1
5	Wilkinson, Mwani	12	8	0.7



2022-23 LSU Men's Basketball
Category Leaders
All games

Page 2/3
as of Jan 15, 2023

Free Throw Percentage

##	Player	Made	Att	Pct
34	Phillips Jr., Shawn	4	4	1.000
12	Williams, KJ	38	46	.826
1	Hayes, Cam	21	26	.808
44	Miller, Adam	37	46	.804
20	Fountain, Derek	39	50	.780
4	Coleman, Kendal	8	12	.667
0	Hannibal, Trae	35	53	.660
11	Williams, Justice	9	16	.563
3	Hill, Justice	14	27	.519
5	Wilkinson, Mwani	1	2	.500
13	Reed, Jalen	14	29	.483

Free Throw Attempts

##	Player	G	Att	Att/G
0	Hannibal, Trae	17	53	3.1
20	Fountain, Derek	17	50	2.9
12	Williams, KJ	17	46	2.7
44	Miller, Adam	17	46	2.7
13	Reed, Jalen	17	29	1.7

Free Throws Made

##	Player	G	Made	Made/G
20	Fountain, Derek	17	39	2.3
12	Williams, KJ	17	38	2.2
44	Miller, Adam	17	37	2.2
0	Hannibal, Trae	17	35	2.1
1	Hayes, Cam	15	21	1.4

Rebounds

##	Player	G	Reb	Reb/G
12	Williams, KJ	17	123	7.2
20	Fountain, Derek	17	93	5.5
0	Hannibal, Trae	17	80	4.7
13	Reed, Jalen	17	49	2.9
4	Coleman, Kendal	17	40	2.4

Assists

##	Player	G	Ast	Ast/G
3	Hill, Justice	17	59	3.5
0	Hannibal, Trae	17	49	2.9
1	Hayes, Cam	15	30	2.0
44	Miller, Adam	17	23	1.4
12	Williams, KJ	17	17	1.0

Rebounds Average

##	Player	G	Reb	Reb/G
12	Williams, KJ	17	123	7.2
20	Fountain, Derek	17	93	5.5
0	Hannibal, Trae	17	80	4.7
13	Reed, Jalen	17	49	2.9
4	Coleman, Kendal	17	40	2.4

Steals

##	Player	G	Stl	Stl/G
20	Fountain, Derek	17	25	1.5
12	Williams, KJ	17	24	1.4
3	Hill, Justice	17	21	1.2
0	Hannibal, Trae	17	15	0.9
1	Hayes, Cam	15	10	0.7

Offensive Rebounds

##	Player	G	OReb	OReb/G
12	Williams, KJ	17	45	2.6
20	Fountain, Derek	17	35	2.1
0	Hannibal, Trae	17	20	1.2
13	Reed, Jalen	17	14	0.8
4	Coleman, Kendal	17	13	0.8

Blocked Shots

##	Player	G	Blk	Blk/G
12	Williams, KJ	17	14	0.8
4	Coleman, Kendal	17	8	0.5
20	Fountain, Derek	17	6	0.4
13	Reed, Jalen	17	6	0.4
44	Miller, Adam	17	3	0.2

Defensive Rebounds

##	Player	G	DReb	DReb/G
12	Williams, KJ	17	78	4.6
0	Hannibal, Trae	17	60	3.5
20	Fountain, Derek	17	58	3.4
44	Miller, Adam	17	36	2.1
13	Reed, Jalen	17	35	2.1

Minutes

##	Player	G	Min	Min/G
44	Miller, Adam	17	562	33:02
12	Williams, KJ	17	532	31:19
3	Hill, Justice	17	452	26:36
20	Fountain, Derek	17	378	22:15
0	Hannibal, Trae	17	349	20:30



2022-23 LSU Men's Basketball
Category Leaders
All games

Page 3/3
as of Jan 15, 2023

Fouls

##	Player	G	PF	PF/G
20	Fountain, Derek	17	48	2.8
12	Williams, KJ	17	44	2.6
13	Reed, Jalen	17	33	1.9
0	Hannibal, Trae	17	30	1.8
44	Miller, Adam	17	25	1.5

Turnovers

##	Player	G	TO	TO/G
0	Hannibal, Trae	17	35	2.1
44	Miller, Adam	17	31	1.8
12	Williams, KJ	17	27	1.6
3	Hill, Justice	17	27	1.6
20	Fountain, Derek	17	25	1.5

Foul Outs

##	Player	G	FO
20	Fountain, Derek	17	3



2022-23 LSU Men's Basketball
Team Game-by-Game
All games

Page 1/1
as of Jan 15, 2023

				Total		3-Pointers		Free throws		Rebounds											
Opponent	Date	Score		FG-FGA	PCT	3FG-3FGA	PCT	FT-FTA	PCT	OFF	DEF	TOT	AVG	PF	A	TO	BLK	STL	PTS	AVG	
Kansas City	11/09/2022	74-63	W	24-57	.421	8-21	.381	18-26	.692	13	32	45	45.0	23	16	15	4	11	74	74.0	
Arkansas St.	11/12/2022	61-52	W	20-51	.392	8-20	.400	13-16	.813	8	26	34	39.5	11	9	13	3	6	61	67.3	
New Orleans	11/17/2022	91-62	W	30-58	.517	12-28	.429	19-26	.731	12	24	36	38.3	23	14	14	3	17	91	75.3	
vs Illinois St.	11/21/2022	77-61	W	26-53	.491	3-14	.214	22-30	.733	9	26	35	37.5	19	17	18	3	8	77	75.8	
vs Akron	11/22/2022	73-58	W	25-52	.481	9-19	.474	14-16	.875	8	23	31	36.2	23	14	10	3	9	73	75.2	
vs Kansas St.	11/23/2022	59-61	L	23-53	.434	6-19	.316	7-14	.500	9	21	30	35.2	22	10	17	3	9	59	72.5	
Wofford	11/27/2022	78-75	W	28-53	.528	8-19	.421	14-17	.824	5	21	26	33.9	12	11	11	2	8	78	73.3	
UT Arlington	12/02/2022	63-59	W	21-51	.412	7-18	.389	14-21	.667	11	29	40	34.6	14	11	13	3	5	63	72.0	
vs Wake Forest	12/10/2022	72-70	W	28-64	.438	10-26	.385	6-15	.400	9	21	30	34.1	15	17	7	1	9	72	72.0	
N.C. Central	12/13/2022	67-57	W	26-63	.413	4-25	.160	11-18	.611	15	30	45	35.2	9	16	11	5	8	67	71.5	
Winthrop	12/17/2022	89-81	W	35-64	.547	11-27	.407	8-12	.667	12	23	35	35.2	13	19	10	6	6	89	73.1	
ETSU	12/21/2022	72-68	W	27-57	.474	6-21	.286	12-15	.800	10	26	36	35.3	15	16	16	1	8	72	73.0	
Arkansas	12/28/2022	60-57	W	25-62	.403	4-17	.235	6-12	.500	9	30	39	35.5	13	9	10	3	6	60	72.0	
at Kentucky	01/03/2023	71-74	L	26-53	.491	11-25	.440	8-10	.800	5	17	22	34.6	15	15	9	1	3	71	71.9	
at Texas A&M	01/07/2023	56-69	L	17-49	.347	9-22	.409	13-18	.722	8	19	27	34.1	16	11	15	3	11	56	70.9	
Florida	01/10/2023	56-67	L	19-59	.322	5-28	.179	13-16	.813	15	25	40	34.4	21	12	16	0	5	56	69.9	
at Alabama	01/14/2023	66-106	L	18-61	.295	8-21	.381	22-29	.759	14	24	38	34.6	18	12	11	0	4	66	69.7	
Total		1185		418-960	.435	129-370	.349	220-311	.707	172	417	589	34.6	282	229	216	44	133	1185	69.7	
Opponents		1140		415-970	.428	116-403	.288	194-277	.700	177	409	586	34.5	285	201	227	51	99	1140	67.1	

LSU Averages

Games Played	Points/game	FG Pct	3FG Pct	FT Pct	Rebounds/game	Assists/game	Turnovers/game	Assist/Turnover ratio	Steals/game	Blocks/game
17	69.7	43.5	34.9	70.7	34.6	13.5	12.7	1.1	7.8	2.6



2022-23 LSU Men's Basketball
Opponents Game-by-Game
All games

Page 1/1
as of Jan 15, 2023

				Total		3-Pointers		Free throws		Rebounds											
Opponent	Date	Score		FG-FGA	PCT	3FG-3FGA	PCT	FT-FTA	PCT	OFF	DEF	TOT	AVG	PF	A	TO	BLK	STL	PTS	AVG	
Kansas City	11/09/2022	74-63	W	19-58	.328	4-25	.160	21-27	.778	11	27	38	38.0	20	12	16	1	6	63	63.0	
Arkansas St.	11/12/2022	61-52	W	22-57	.386	5-25	.200	3-4	.750	10	25	35	36.5	15	9	16	2	7	52	57.5	
New Orleans	11/17/2022	91-62	W	23-50	.460	7-17	.412	9-20	.450	9	20	29	34.0	21	12	23	1	3	62	59.0	
vs Illinois St.	11/21/2022	77-61	W	22-52	.423	5-22	.227	12-14	.857	4	21	25	31.8	24	13	19	3	8	61	59.5	
vs Akron	11/22/2022	73-58	W	14-54	.259	8-25	.320	22-30	.733	19	17	36	32.6	14	8	14	1	4	58	59.2	
vs Kansas St.	11/23/2022	59-61	L	20-48	.417	4-15	.267	17-21	.810	8	22	30	32.2	16	13	17	1	6	61	59.5	
Wofford	11/27/2022	78-75	W	28-58	.483	11-31	.355	8-9	.889	9	21	30	31.9	17	12	13	1	5	75	61.7	
UT Arlington	12/02/2022	63-59	W	24-64	.375	5-19	.263	6-11	.545	14	22	36	32.4	17	8	9	4	6	59	61.4	
vs Wake Forest	12/10/2022	72-70	W	28-55	.509	5-24	.208	9-13	.692	8	29	37	32.9	15	11	15	1	5	70	62.3	
N.C. Central	12/13/2022	67-57	W	24-55	.436	7-15	.467	2-8	.250	4	27	31	32.7	17	10	14	1	7	57	61.8	
Winthrop	12/17/2022	89-81	W	31-60	.517	11-26	.423	8-12	.667	8	20	28	32.3	15	13	12	4	5	81	63.5	
ETSU	12/21/2022	72-68	W	28-62	.452	4-21	.190	8-13	.615	10	22	32	32.3	16	14	12	7	4	68	63.9	
Arkansas	12/28/2022	60-57	W	24-65	.369	4-25	.160	5-10	.500	13	31	44	33.2	14	7	10	5	8	57	63.4	
at Kentucky	01/03/2023	71-74	L	28-54	.519	7-18	.389	11-14	.786	10	21	31	33.0	11	18	6	3	2	74	64.1	
at Texas A&M	01/07/2023	56-69	L	26-54	.481	4-16	.250	13-19	.684	12	26	38	33.3	17	12	13	1	6	69	64.5	
Florida	01/10/2023	56-67	L	19-48	.396	5-25	.200	24-32	.750	8	26	34	33.4	15	10	10	8	10	67	64.6	
at Alabama	01/14/2023	66-106	L	35-76	.461	20-54	.370	16-20	.800	20	32	52	34.5	21	19	8	7	7	106	67.1	
Total		1140		415-970	.428	116-403	.288	194-277	.700	177	409	586	34.5	285	201	227	51	99	1140	67.1	
LSU		1185		418-960	.435	129-370	.349	220-311	.707	172	417	589	34.6	282	229	216	44	133	1185	69.7	

Opponents Averages

Games Played	Points/game	FG Pct	3FG Pct	FT Pct	Rebounds/game	Assists/game	Turnovers/game	Assist/Turnover ratio	Steals/game	Blocks/game
17	67.1	42.8	28.8	70.0	34.5	11.8	13.4	0.9	5.8	3.0



2022-23 LSU Men's Basketball
Points-rebounds-assists
All games

Page 1/1
as of Jan 15, 2023

Opponent	Date	Score		0 HANNIBAL,T	1 HAYES,CAM	3 HILL,JUSTI	4 COLEMAN,KE	5 WILKINSON,	10 EGEMO,BRAN	11 WILLIAMS,J	12 WILLIAMS,K	13 REED,JALEN	15 WARD,TYREL	20 FOUNTAIN,D
Kansas City	11/09/2022	74-63	W	7-8-2	0-0-0	13-4-7	0-2-0	9-1-2	DNP	7-4-2	13-14-0	3-3-1	DNP	4-3-0
Arkansas St.	11/12/2022	61-52	W	4-5-2	DNP	11-4-3	0-2-0	0-6-2	DNP	0-0-0	15-4-1	5-3-0	0-0-0	0-5-0
New Orleans	11/17/2022	91-62	W	7-2-0	13-0-3	12-2-5	4-7-0	6-0-1	0-1-0	5-0-1	7-4-0	8-6-0	3-0-0	15-8-2
vs Illinois St.	11/21/2022	77-61	W	0-4-4	10-3-0	4-1-5	8-3-0	1-5-0	DNP	DNP	33-8-3	4-4-1	0-1-0	4-3-1
vs Akron	11/22/2022	73-58	W	0-5-3	7-1-3	14-2-3	0-0-0	2-2-1	DNP	DNP	19-5-0	3-4-1	0-1-0	5-3-1
vs Kansas St.	11/23/2022	59-61	L	2-5-4	3-2-0	12-2-2	0-2-0	3-3-0	DNP	DNP	17-10-1	6-0-2	2-2-0	3-1-0
Wofford	11/27/2022	78-75	W	12-4-2	3-1-2	6-0-2	7-2-0	5-1-2	DNP	DNP	15-5-1	2-5-2	DNP	2-1-0
UT Arlington	12/02/2022	63-59	W	7-4-4	7-1-0	3-2-5	7-6-1	3-0-0	DNP	DNP	14-9-1	3-5-0	0-1-0	8-6-0
vs Wake Forest	12/10/2022	72-70	W	0-0-0	13-5-6	4-1-6	0-0-0	0-1-1	DNP	5-1-2	35-10-1	1-0-0	DNP	11-5-0
N.C. Central	12/13/2022	67-57	W	4-2-4	14-7-2	7-0-4	4-1-0	0-0-0	DNP	2-1-1	18-12-2	0-2-0	DNP	17-14-1
Winthrop	12/17/2022	89-81	W	4-3-6	25-1-4	9-3-3	5-7-0	DNP	DNP	4-0-1	18-6-0	2-3-0	DNP	8-7-2
ETSU	12/21/2022	72-68	W	7-6-2	2-0-3	9-2-5	0-1-0	DNP	DNP	2-1-0	28-12-3	4-1-0	0-0-0	11-8-2
Arkansas	12/28/2022	60-57	W	19-6-2	4-5-3	2-2-1	0-0-0	2-0-0	DNP	4-0-0	8-5-0	0-2-0	DNP	14-10-1
at Kentucky	01/03/2023	71-74	L	12-3-4	11-0-2	0-1-0	0-0-0	0-0-1	DNP	2-2-1	23-3-2	2-2-1	DNP	6-8-2
at Texas A&M	01/07/2023	56-69	L	9-5-4	10-2-0	6-1-2	0-3-0	DNP	DNP	3-0-1	10-8-2	0-2-0	DNP	2-3-1
Florida	01/10/2023	56-67	L	4-12-3	DNP	3-5-6	4-1-0	DNP	DNP	0-1-1	23-7-0	0-0-0	6-1-0	8-6-2
at Alabama	01/14/2023	66-106	L	2-6-3	10-1-2	3-2-0	5-3-0	DNP	DNP	9-1-5	10-1-0	5-7-0	2-2-1	9-2-0

Opponent	Date	Score		25 BENHAYOUNE	30 EDWARDS,PA	34 PHILLIPS J	44 MILLER,ADA
Kansas City	11/09/2022	74-63	W	DNP	DNP	0-0-0	18-3-2
Arkansas St.	11/12/2022	61-52	W	DNP	DNP	0-1-0	26-3-1
New Orleans	11/17/2022	91-62	W	0-0-0	0-0-0	4-1-1	7-2-1
vs Illinois St.	11/21/2022	77-61	W	DNP	DNP	0-0-0	13-0-3
vs Akron	11/22/2022	73-58	W	DNP	DNP	DNP	23-2-2
vs Kansas St.	11/23/2022	59-61	L	DNP	DNP	DNP	11-2-1
Wofford	11/27/2022	78-75	W	DNP	DNP	DNP	26-4-0
UT Arlington	12/02/2022	63-59	W	DNP	DNP	DNP	11-1-0
vs Wake Forest	12/10/2022	72-70	W	DNP	DNP	DNP	3-1-1
N.C. Central	12/13/2022	67-57	W	DNP	DNP	DNP	1-1-2
Winthrop	12/17/2022	89-81	W	DNP	DNP	DNP	14-3-3
ETSU	12/21/2022	72-68	W	DNP	DNP	DNP	9-2-1
Arkansas	12/28/2022	60-57	W	DNP	DNP	0-1-0	7-4-2
at Kentucky	01/03/2023	71-74	L	DNP	DNP	0-0-0	15-1-2
at Texas A&M	01/07/2023	56-69	L	DNP	DNP	0-0-0	16-1-1
Florida	01/10/2023	56-67	L	DNP	DNP	DNP	8-3-0
at Alabama	01/14/2023	66-106	L	DNP	DNP	2-4-0	9-4-1



2022-23 LSU Men's Basketball
Team High/Low Analysis
All games

Page 1/4
as of Jan 15, 2023

LSU - Game Highs

POINTS	91		New Orleans (11/17/2022)
	89		Winthrop (12/17/2022)
	78		Wofford (11/27/2022)
	77		vs Illinois St. (N) (11/21/2022)
	74		Kansas City (11/09/2022)
FIELD GOALS MADE	35		Winthrop (12/17/2022)
	30		New Orleans (11/17/2022)
FIELD GOAL ATTEMPTS	64		Winthrop (12/17/2022)
	64		vs Wake Forest (N) (12/10/2022)
FIELD GOAL PERCENTAGE	.547	(35-64)	Winthrop (12/17/2022)
	.528	(28-53)	Wofford (11/27/2022)
3 PT FG MADE	12		New Orleans (11/17/2022)
	11		at Kentucky (01/03/2023)
	11		Winthrop (12/17/2022)
3 PT FG ATTEMPTS	28		Florida (01/10/2023)
	28		New Orleans (11/17/2022)
3 PT FG PERCENTAGE	.474	(9-19)	vs Akron (N) (11/22/2022)
	.440	(11-25)	at Kentucky (01/03/2023)
FREE THROWS MADE	22		at Alabama (01/14/2023)
	22		vs Illinois St. (N) (11/21/2022)
FREE THROW ATTEMPTS	30		vs Illinois St. (N) (11/21/2022)
	29		at Alabama (01/14/2023)
FREE THROW PERCENTAGE	.875	(14-16)	vs Akron (N) (11/22/2022)
	.824	(14-17)	Wofford (11/27/2022)
REBOUNDS	45		N.C. Central (12/13/2022)
	45		Kansas City (11/09/2022)
ASSISTS	19		Winthrop (12/17/2022)
	17		vs Wake Forest (N) (12/10/2022)
	17		vs Illinois St. (N) (11/21/2022)
STEALS	17		New Orleans (11/17/2022)
	11		at Texas A&M (01/07/2023)
	11		Kansas City (11/09/2022)
BLOCKED SHOTS	6		Winthrop (12/17/2022)
	5		N.C. Central (12/13/2022)
TURNOVERS	18		vs Illinois St. (N) (11/21/2022)
	17		vs Kansas St. (N) (11/23/2022)
FOULS	23		vs Akron (N) (11/22/2022)
	23		New Orleans (11/17/2022)
	23		Kansas City (11/09/2022)



2022-23 LSU Men's Basketball
Team High/Low Analysis
All games

Page 2/4
as of Jan 15, 2023

Opponent - Game Highs

POINTS	106		at Alabama (01/14/2023)
	81		Winthrop (12/17/2022)
	75		Wofford (11/27/2022)
	74		at Kentucky (01/03/2023)
	70		vs Wake Forest (N) (12/10/2022)
FIELD GOALS MADE	35		at Alabama (01/14/2023)
	31		Winthrop (12/17/2022)
FIELD GOAL ATTEMPTS	76		at Alabama (01/14/2023)
	65		Arkansas (12/28/2022)
FIELD GOAL PERCENTAGE	.519	(28-54)	at Kentucky (01/03/2023)
	.517	(31-60)	Winthrop (12/17/2022)
3 PT FG MADE	20		at Alabama (01/14/2023)
	11		Winthrop (12/17/2022)
	11		Wofford (11/27/2022)
3 PT FG ATTEMPTS	54		at Alabama (01/14/2023)
	31		Wofford (11/27/2022)
3 PT FG PERCENTAGE	.467	(7-15)	N.C. Central (12/13/2022)
	.423	(11-26)	Winthrop (12/17/2022)
FREE THROWS MADE	24		Florida (01/10/2023)
	22		vs Akron (N) (11/22/2022)
FREE THROW ATTEMPTS	32		Florida (01/10/2023)
	30		vs Akron (N) (11/22/2022)
FREE THROW PERCENTAGE	.889	(8-9)	Wofford (11/27/2022)
	.857	(12-14)	vs Illinois St. (N) (11/21/2022)
REBOUNDS	52		at Alabama (01/14/2023)
	44		Arkansas (12/28/2022)
ASSISTS	19		at Alabama (01/14/2023)
	18		at Kentucky (01/03/2023)
STEALS	10		Florida (01/10/2023)
	8		Arkansas (12/28/2022)
	8		vs Illinois St. (N) (11/21/2022)
BLOCKED SHOTS	8		Florida (01/10/2023)
	7		at Alabama (01/14/2023)
	7		ETSU (12/21/2022)
TURNOVERS	23		New Orleans (11/17/2022)
	19		vs Illinois St. (N) (11/21/2022)
FOULS	24		vs Illinois St. (N) (11/21/2022)
	21		at Alabama (01/14/2023)
	21		New Orleans (11/17/2022)



2022-23 LSU Men's Basketball
Team High/Low Analysis
All games

Page 3/4
as of Jan 15, 2023

LSU - Game Lows

POINTS	56		Florida (01/10/2023)
	56		at Texas A&M (01/07/2023)
	59		vs Kansas St. (N) (11/23/2022)
	60		Arkansas (12/28/2022)
	61		Arkansas St. (11/12/2022)
FIELD GOALS MADE	17		at Texas A&M (01/07/2023)
	18		at Alabama (01/14/2023)
FIELD GOAL ATTEMPTS	49		at Texas A&M (01/07/2023)
	51		UT Arlington (12/02/2022)
	51		Arkansas St. (11/12/2022)
FIELD GOAL PERCENTAGE	.295	(18-61)	at Alabama (01/14/2023)
	.322	(19-59)	Florida (01/10/2023)
3 PT FG MADE	3		vs Illinois St. (N) (11/21/2022)
	4		Arkansas (12/28/2022)
	4		N.C. Central (12/13/2022)
3 PT FG ATTEMPTS	14		vs Illinois St. (N) (11/21/2022)
	17		Arkansas (12/28/2022)
3 PT FG PERCENTAGE	.160	(4-25)	N.C. Central (12/13/2022)
	.179	(5-28)	Florida (01/10/2023)
FREE THROWS MADE	6		Arkansas (12/28/2022)
	6		vs Wake Forest (N) (12/10/2022)
FREE THROW ATTEMPTS	10		at Kentucky (01/03/2023)
	12		Arkansas (12/28/2022)
	12		Winthrop (12/17/2022)
FREE THROW PERCENTAGE	.400	(6-15)	vs Wake Forest (N) (12/10/2022)
	.500	(7-14)	vs Kansas St. (N) (11/23/2022)
	.500	(6-12)	Arkansas (12/28/2022)
REBOUNDS	22		at Kentucky (01/03/2023)
	26		Wofford (11/27/2022)
ASSISTS	9		Arkansas (12/28/2022)
	9		Arkansas St. (11/12/2022)
STEALS	3		at Kentucky (01/03/2023)
	4		at Alabama (01/14/2023)
BLOCKED SHOTS	0		at Alabama (01/14/2023)
	0		Florida (01/10/2023)
TURNOVERS	7		vs Wake Forest (N) (12/10/2022)
	9		at Kentucky (01/03/2023)
FOULS	9		N.C. Central (12/13/2022)
	11		Arkansas St. (11/12/2022)



2022-23 LSU Men's Basketball
Team High/Low Analysis
All games

Page 4/4
as of Jan 15, 2023

Opponent - Game Lows

POINTS	52		Arkansas St. (11/12/2022)
	57		Arkansas (12/28/2022)
	57		N.C. Central (12/13/2022)
	58		vs Akron (N) (11/22/2022)
	59		UT Arlington (12/02/2022)
FIELD GOALS MADE	14		vs Akron (N) (11/22/2022)
	19		Florida (01/10/2023)
	19		Kansas City (11/09/2022)
FIELD GOAL ATTEMPTS	48		Florida (01/10/2023)
	48		vs Kansas St. (N) (11/23/2022)
FIELD GOAL PERCENTAGE	.259	(14-54)	vs Akron (N) (11/22/2022)
	.328	(19-58)	Kansas City (11/09/2022)
3 PT FG MADE	4		at Texas A&M (01/07/2023)
	4		Arkansas (12/28/2022)
	4		ETSU (12/21/2022)
	4		vs Kansas St. (N) (11/23/2022)
	4		Kansas City (11/09/2022)
3 PT FG ATTEMPTS	15		N.C. Central (12/13/2022)
	15		vs Kansas St. (N) (11/23/2022)
3 PT FG PERCENTAGE	.160	(4-25)	Arkansas (12/28/2022)
	.160	(4-25)	Kansas City (11/09/2022)
FREE THROWS MADE	2		N.C. Central (12/13/2022)
	3		Arkansas St. (11/12/2022)
FREE THROW ATTEMPTS	4		Arkansas St. (11/12/2022)
	8		N.C. Central (12/13/2022)
FREE THROW PERCENTAGE	.250	(2-8)	N.C. Central (12/13/2022)
	.450	(9-20)	New Orleans (11/17/2022)
REBOUNDS	25		vs Illinois St. (N) (11/21/2022)
	28		Winthrop (12/17/2022)
ASSISTS	7		Arkansas (12/28/2022)
	8		UT Arlington (12/02/2022)
	8		vs Akron (N) (11/22/2022)
STEALS	2		at Kentucky (01/03/2023)
	3		New Orleans (11/17/2022)
BLOCKED SHOTS	1		at Texas A&M (01/07/2023)
	1		N.C. Central (12/13/2022)
	1		vs Wake Forest (N) (12/10/2022)
	1		Wofford (11/27/2022)
	1		vs Kansas St. (N) (11/23/2022)
	1		vs Akron (N) (11/22/2022)
	1		New Orleans (11/17/2022)
	1		Kansas City (11/09/2022)
TURNOVERS	6		at Kentucky (01/03/2023)
	8		at Alabama (01/14/2023)
FOULS	11		at Kentucky (01/03/2023)
	14		Arkansas (12/28/2022)
	14		vs Akron (N) (11/22/2022)



2022-23 LSU Men's Basketball
Player Highs Analysis
All games

Page 1/4
as of Jan 15, 2023

LSU - Individual Game Highs

POINTS	35		KJ Williams vs Wake Forest (N) (12/10/2022)
	33		KJ Williams vs Illinois St. (N) (11/21/2022)
	28		KJ Williams vs ETSU (12/21/2022)
	26		Adam Miller vs Wofford (11/27/2022)
	26		Adam Miller vs Arkansas St. (11/12/2022)
FIELD GOALS MADE	14		KJ Williams vs Wake Forest (N) (12/10/2022)
	13		KJ Williams vs Illinois St. (N) (11/21/2022)
FIELD GOAL ATTEMPTS	21		KJ Williams vs Wake Forest (N) (12/10/2022)
	20		KJ Williams vs Florida (01/10/2023)
FIELD GOAL PERCENTAGE (min 5 made)	.833	(5-6)	Trae Hannibal at Kentucky (01/03/2023)
	.727	(8-11)	Cam Hayes vs Winthrop (12/17/2022)
3 PT FG MADE	7		KJ Williams vs Wake Forest (N) (12/10/2022)
	6		Adam Miller vs Wofford (11/27/2022)
3 PT FG ATTEMPTS	13		Adam Miller at Kentucky (01/03/2023)
	10		Adam Miller vs Winthrop (12/17/2022)
3 PT FG PERCENTAGE (min 2 made)	1.000	(2-2)	Adam Miller at Alabama (01/14/2023)
	.778	(7-9)	KJ Williams vs Wake Forest (N) (12/10/2022)
FREE THROWS MADE	9		Derek Fountain at Alabama (01/14/2023)
	8		Adam Miller vs Illinois St. (N) (11/21/2022)
FREE THROW ATTEMPTS	10		Derek Fountain at Alabama (01/14/2023)
	9		Trae Hannibal at Texas A&M (01/07/2023)
	9		Derek Fountain vs N.C. Central (12/13/2022)
	9		Trae Hannibal vs Kansas City (11/09/2022)
FREE THROW PERCENTAGE (min 3 made)	1.000	(8-8)	Adam Miller vs Illinois St. (N) (11/21/2022)
	1.000	(6-6)	Justice Williams at Alabama (01/14/2023)
	1.000	(6-6)	KJ Williams at Texas A&M (01/07/2023)
	1.000	(6-6)	KJ Williams vs Illinois St. (N) (11/21/2022)
	1.000	(6-6)	Derek Fountain vs New Orleans (11/17/2022)
	1.000	(4-4)	Trae Hannibal vs Wofford (11/27/2022)
	1.000	(4-4)	Justice Hill vs Akron (N) (11/22/2022)
	1.000	(4-4)	Shawn Phillips Jr. vs New Orleans (11/17/2022)
	1.000	(4-4)	Adam Miller vs Arkansas St. (11/12/2022)
	1.000	(3-3)	KJ Williams at Kentucky (01/03/2023)
	1.000	(3-3)	Cam Hayes at Kentucky (01/03/2023)
	1.000	(3-3)	Trae Hannibal vs ETSU (12/21/2022)
	1.000	(3-3)	Derek Fountain vs ETSU (12/21/2022)
	1.000	(3-3)	Adam Miller vs ETSU (12/21/2022)
	1.000	(3-3)	KJ Williams vs N.C. Central (12/13/2022)
	1.000	(3-3)	Kendal Coleman vs Wofford (11/27/2022)
REBOUNDS	14		Derek Fountain vs N.C. Central (12/13/2022)
	14		KJ Williams vs Kansas City (11/09/2022)
ASSISTS	7		Justice Hill vs Kansas City (11/09/2022)
	6		Justice Hill vs Florida (01/10/2023)
	6		Trae Hannibal vs Winthrop (12/17/2022)
	6		Justice Hill vs Wake Forest (N) (12/10/2022)
	6		Cam Hayes vs Wake Forest (N) (12/10/2022)
STEALS	7		Derek Fountain vs New Orleans (11/17/2022)
	5		Justice Hill at Texas A&M (01/07/2023)
BLOCKED SHOTS	3		KJ Williams vs Kansas City (11/09/2022)
	2		Kendal Coleman vs Winthrop (12/17/2022)
	2		Derek Fountain vs N.C. Central (12/13/2022)
	2		KJ Williams vs N.C. Central (12/13/2022)
	2		Derek Fountain vs Akron (N) (11/22/2022)
	2		Kendal Coleman vs New Orleans (11/17/2022)



2022-23 LSU Men's Basketball
Player Highs Analysis
All games

Page 2/4
as of Jan 15, 2023

LSU - Individual Game Highs

TURNOVERS	6	Adam Miller vs Akron (N) (11/22/2022)
	5	Justice Hill at Texas A&M (01/07/2023)
	5	Cam Hayes vs Illinois St. (N) (11/21/2022)
FOULS	5	Derek Fountain vs Florida (01/10/2023)
	5	Derek Fountain at Texas A&M (01/07/2023)
	5	Derek Fountain vs Wofford (11/27/2022)

Box Scores



Official Basketball Box Score - Final
Kansas City at LSU
11/09/22 Maravich Assembly Center, Baton Rouge
2022-23 Men's Basketball

Game Time: 7:00 PM
Game Duration: 2:08
Attendance: 9,338

Officials: Terry Oglesby, Jeffery Anderson, Landon Brandes

Kansas City - 63

Record: 0-2

NO. Name		Min	FG M-A	3P M-A	FT M-A	Rebounds OR DR TOT	Fouls PF FD	TP	AS	TO	ST	Blocks BS BA	+/-
10 Precious Idaru	F	18:21	1-6	0-4	0-0	2 3 5	0 0	2	0	1	0	1	-14
23 Allen David Mukeba	F	36:58	3-11	1-4	0-0	1 2 3	2 1	7	1	4	1	0	-5
32 Jeff Ngandu	F	06:57	1-1	0-0	2-3	0 0 0	4 2	4	0	0	0	0	-10
5 Shemari Allen	G	37:48	6-15	2-4	5-8	1 5 6	3 7	19	4	1	3	0	-12
21 RayQuawndis Mitchell	G	38:11	4-12	1-6	6-7	1 5 6	1 6	15	5	3	0	0	-11
12 Promise Idaru		31:33	4-8	0-2	1-2	3 7 10	5 3	9	1	4	1	0	-1
25 Tyler Andrews		21:41	0-4	0-4	5-5	1 2 3	3 3	5	1	1	1	0	1
33 Jevin Sullivan		02:33	0-1	0-1	0-0	0 1 1	0 0	0	0	0	0	0	-4
2 Babacar Diallo		01:19	0-0	0-0	0-0	0 0 0	0 0	0	0	0	0	0	1
1 Sam Martin		04:39	0-0	0-0	2-2	0 1 1	2 1	2	0	0	0	0	0
Team						2 1 3	0	0	2				
Totals			19-58	4-25	21-27	11 27 38	20 23 63	12	16	6	1	4	-11

Technical Fouls: NONE

LSU - 74

Record: 1-0

NO.	Name	Min	FG M-A	3P M-A	FT M-A	Rebounds OR DR TOT	Fouls PF FD	TP	AS	TO	ST	Blocks BS BA	+/-	
5	Mwani Wilkinson	F 22:12	3-7	3-4	0-0	1 0 1	4 0	9	2	1	2	0	6	
12	KJ Williams	F 38:05	5-13	0-2	3-4	6 8 14	3 3	13	0	4	1	3	0	13
13	Jalen Reed	F 22:54	1-4	0-1	1-1	1 2 3	3 3 3	3	1	1	0	1	5	
3	Justice Hill	G 30:47	4-9	1-5	4-5	1 3 4	3 4	13	7	3	4	0	15	
44	Adam Miller	G 34:07	6-14	4-9	2-2	0 3 3	0 3	18	2	1	2	0	11	
20	Derek Fountain	11:13	1-1	0-0	2-2	0 3 3	3 1 4	0	0	1	1	0	5	
0	Trae Hannibal	18:37	1-3	0-0	5-9	2 6 8	3 5	7	2	2	1	0	5	
4	Kendal Coleman	05:25	0-1	0-0	0-0	0 2 2	0 0	0	0	0	0	0	4	
11	Justice Williams	12:12	3-4	0-0	1-3	1 3 4	1 1	7	2	2	0	0	-1	
1	Cam Hayes	02:05	0-0	0-0	0-0	0 0 0	1 0	0	0	0	0	0	-3	
34	Shawn Phillips	02:23	0-1	0-0	0-0	0 0 0	2 0	0	0	0	0	0	-5	
Team						1 2 3		0	0					
Totals			24-57	8-21	18-26	13 32 45	23 20	74	16	15	11	4	1	11

Technical Fouls: NONE

	UKC	LSU
Biggest lead	0 (1 st 20:00)	16 (2 nd 12:03)
Best Scoring Run	7 (1 st 1:46)	6 (1 st 17:34)
Lead Changes	0	0
Times Tied	0	0
Time with Lead	00:00	38:56
Points from Turnovers	17	18
Paint	26	28
Second Chance	9	6
Fast Breaks	7	21
Bench	16	18
Period by Period Scoring		
1st	34	29
2nd	63	61
3rd	41	33
4th	74	77



Official Basketball Box Score - Final
Arkansas St. at LSU
11/12/22 Maravich Assembly Center, Baton Rouge
2022-23 Men's Basketball

Game Time: 5:00 PM
Game Duration: 1:51
Attendance: 9,011

Officials: Doug Shows, Marques Pettigrew, Shaun Seales

Arkansas St. - 52

Record: 1-1

NO. Name	Min	FG		3P		Rebounds		Fouls		TP	AS	TO	ST	Blocks		+/-	Shooting By Period	
		M	A	M	A	OR	DR	TOT	PF					FD	BS		BA	1st
1 Markiese Davis	F 34:02	3-9	3-8	0-0	0	7	7	3	1	9	0	1	0	0	0		3PT% 2-11 18.2%	
22 Omar El-Sheikh	F 27:52	7-12	1-1	2-3	3	5	8	1	3	17	0	5	2	1	-13		FT% 2-3 66.7%	
35 Itzayah Nelson	F 25:30	3-5	0-0	1-1	3	4	7	3	1	7	0	2	1	0	-6	2nd FG%	3PT% 11-30 36.7%	
0 Caleb Fields	G 33:06	3-5	0-1	0-0	2	2	2	1	3	6	4	4	0	0	-6		3PT% 3-14 21.4%	
2 Avery Feltz	G 35:17	3-10	1-7	0-0	2	3	5	2	1	7	3	1	1	0	-4		FT% 1-1 100%	
4 Alaeddine Boutayeb	07:13	0-0	0-0	0	1	1	0	0	0	0	0	0	0	2	0	GM FG%	22-57 38.9%	
11 Terrance Ford Jr.	25:39	2-12	0-6	0-0	2	2	4	2	4	2	1	1	0	0	-5		3PT% 5-25 20.0%	
23 Julian Lual	09:30	1-4	0-2	0-0	1	0	1	1	0	2	0	0	1	0	-1		FT% 3-4 75.0%	
50 Antwon Jackson	01:51	0-0	0-0	0-0	0	1	1	0	0	0	0	0	0	0	-3		Dead Ball Rebounds: 0.0	
Team					1	0	1	0	0	0	2							
Totals		22-57	5-25	3-4	10	25	35	16	11	52	9	16	7	2	3	-9	Technical Fouls:Coach 2 nd 15-18	

Technical Fouls: Coach 2nd 15:48

LSU - 61

Record: 2-0

NO.	Name	Min	FG		3P		FT		OR		DR		Fouls		TP	AS	TO	ST	Blocks		+/-
			M	A	M	A	M	A	M	A	M	A	M	A					M	A	
5	Mwani Wilkinson	F 20:27	0	1	0	0	0	2	6	6	1	1	0	2	1	0	1	0	12	1st FG% 11-26 42.3%	
12	KJ Williams	F 23:43	6	12	3	5	0	2	4	2	0	15	1	1	1	1	0	8	3PT% 4-9 44.4%		
13	Jalen Reed	F 22:30	0	3	0	0	5	6	1	2	3	2	3	5	0	2	1	0	15	FT% 5-6 83.3%	
3	Justice Hill	G 30:45	5	13	1	4	0	1	3	4	0	3	11	3	1	0	0	0	8	2nd FG% 9-25 36.0%	
44	Adam Miller	G 39:03	9	15	4	9	4	4	0	3	3	1	3	26	1	0	0	0	1	3PT% 4-11 36.4%	
0	Trae Hannibal	22:04	0	4	0	0	4	5	1	3	5	2	4	4	2	3	3	0	0	FT% 8-10 80.0%	
20	Derek Fountain	18:57	0	1	0	0	0	0	1	3	5	2	4	4	2	3	3	0	0	GM FG% 20-51 39.2%	
4	Kendal Coleman	07:30	0	1	0	0	0	0	1	3	2	1	0	0	0	1	0	0	1	3PT% 8-20 40.0%	
11	Justice Williams	09:15	0	0	0	0	0	0	0	1	1	0	0	0	0	0	0	0	1	FT% 13-16 81.2%	
15	Tyrell Ward	04:00	0	1	0	1	0	0	0	0	0	0	0	0	0	0	0	0	-3	Dead Ball Rebounds: 1.0	
34	Shawn Phillips	01:46	0	0	0	0	0	0	0	1	1	0	0	0	0	1	0	0	-2		
Team									0		1		0		0		1				
Totals					20-51	8-20	13-16	8	26	34	11	15	61	9	13	6	3	2	9		

Technical Fouls: NONE

	ASU	LSU
Biggest lead	1 (1 st 13:49)	13 (2 nd 2:50)
Best Scoring Run	7 (2 nd 13:11)	11 (2 nd 2:50)
Lead Changes	2	0
Times Tied	0	0
Time with Lead	01:02	38:29
Points from Turnovers	16	23
Paint	30	18
Second Chance	12	5
Fast Breaks	7	2
Bench	6	4
Period by Period Scoring		
1st	26	26
2nd	52	52
3rd	31	30
4th	61	61



Official Basketball Box Score - Final
New Orleans at LSU
11/17/22 Maravich Assembly Center, Baton Rouge
2022-23 Men's Basketball

Game Time: 7:00 PM
Game Duration: 2:22
Attendance: 9,224

Officials: Steven Anderson, Robert Fuller, R.J. Olyburn

New Orleans - 62

Record: 1-2

													Shooting By Period					
NO. Name	Min	FG	3P	FT	OR	DR	TOT	Fouls	TP	AS	TO	ST	Blocks	+/-	1st FG	1st 3P	1st FT	
5 Tyson Jackson	F 33:30	5-9	0-1	4-11	0	2	2	3	9	14	1	4	1	0	0	-21	3PT% 4-8	50.0%
11 Simeon Kirkland	F 22:26	3-6	0-0	0-2	1	1	2	5	6	6	3	1	0	0	0	-12	FT% 1-5	20.0%
13 Jamond Vincent	G 14:41	0-2	0-1	0-0	0	0	0	0	0	1	1	0	0	0	0	-22	2nd FG 13-26	50.0%
20 Khalel Wilson-Rouse	G 33:02	7-15	5-9	2-2	1	7	8	2	21	3	2	3	1	0	0	-18	3PT% 5-9	55.6%
23 Preston Murphy Jr.	G 30:18	1-4	0-2	0-0	1	1	1	1	2	3	2	0	0	0	0	-16	FT% 6-15	40.0%
0 Daniel Sackey	11:14	0-0	0-0	0-0	1	1	1	0	1	2	0	1	0	0	0	-18	GM FG% 23-50	46.0%
2 Kmani Doughty	19:41	4-8	1-2	0-0	1	3	4	2	9	1	4	1	1	1	1	-11	3PT% 7-17	41.2%
3 D'Ante Bell	16:50	2-4	0-0	2-3	2	2	4	2	3	6	0	4	0	0	0	-11	FT% 9-20	45.0%
22 Darius Washington	03:37	0-0	0-0	0-0	0	1	1	1	0	0	0	0	0	0	0	-5	Dead Ball Rebounds: 5.0	
4 Omarion Henry	03:16	0-0	0-0	0-0	0	0	0	0	0	0	1	0	0	0	0	-7		
12 Spencer Simes	02:28	0-0	0-0	0-0	0	0	0	0	0	0	1	0	0	0	0	-2		
10 Marquez Cooper	08:57	1-2	1-2	1-2	1	1	2	2	2	4	0	0	0	0	0	-2		
Team					3	1	4	0	0	0	0							
Totals		23-50	7-17	9-20	9	20	29	21	62	12	23	3	1	3	-29			

Technical Fouls: NONE

LSU - 91

Record: 3-0

NO. Name	Min	Shooting By Period											
		FG M-A	3P M-A	FT M-A	Rebounds OR DR TOT	Fouls PF FD	TP	AS	TO	ST	Blocks BS BA	+/-	
5 Mwani Wilkinson	F 17:48	2-4	2-4	0-0	0 0 0	3 0	6	1	0	0	0	17	
12 KJ Williams	F 19:07	3-5	1-2	0-0	1 3 4	2 0	7	0	3	3	0	24	
13 Jalen Reed	F 20:51	3-3	0-0	2-4	2 4 6	4 3	8	0	1	1	0	10	
3 Justice Hill	G 26:08	4-9	3-5	1-2	1 1 2	1 2	12	5	2	3	0	32	
44 Adam Miller	G 22:42	2-8	1-7	2-2	0 2 2	1 2	7	1	1	1	0	17	
20 Derek Fountain	17:18	4-5	1-1	6-6	3 5 8	1 7	15	2	1	7	0	20	
0 Trae Hannibal	16:35	2-7	0-0	3-5	1 1 2	1 3	7	0	2	0	0	2	
11 Justice Williams	07:55	2-4	0-1	1-2	0 0 0	0 1	5	1	1	0	0	6	
4 Kendal Coleman	17:12	2-2	0-0	0-1	2 5 7	3 1	4	0	1	2	0	6	
1 Cam Hayes	16:21	5-7	3-5	0-0	0 0 0	1 0	13	3	1	0	1	0	13
34 Shawn Phillips	04:18	0-0	0-0	4-4	0 1 1	4 2	4	1	1	0	0	-3	
15 Tyrell Ward	10:24	1-3	1-2	0-0	0 0 0	2 0	3	0	0	0	0	1	
10 Brandon Egemo	01:07	0-0	0-0	0-0	0 1 1	0 0	0	0	0	0	0	0	
25 Adam Benhayoune	01:07	0-0	0-0	0-0	0 0 0	0 0	0	0	0	0	0	0	
30 Parker Edwards	01:07	0-1	0-1	0-0	0 0 0	0 0	0	0	0	0	0	0	
Team					2 1 3	0	0	0					
Totals		30-58	12-28	19-26	12 24 36	23 21	91	14	14	17	3	1 29	

Technical Fouls: NONE

	UNO	LSU
Biggest lead	4 (1 st 18:29)	34 (2 nd 6:07)
Best Scoring Run	7 (2 nd 2:53)	14 (1 st 5:15)
Lead Changes	1	0
Times Tied	1	0
Time with Lead	02:31	36:41
Points from Turnovers	7	22
Paint	26	32
Second Chance	13	14
Fast Breaks	4	15
Bench	19	51
Period by Period Scoring		
1st	25	37
2nd	62	62
3rd	47	44
4th	91	91



Official Basketball Box Score - Final
Illinois St. at LSU
11/21/22 John Gray Gymnasium, George Town, Cayman Islands
2022-23 Men's Basketball

Game Time: 11:00 AM
Game Duration: 2:06

Officials: Doug Shows, Eric Curry, Bobby Daw

Illinois St. - 61

Record: 2-3

NO. Name	Min	FG M-A	3P M-A	FT M-A	Rebounds OR DR TOT	Fouls PF FD	TP	AS	TO	ST	Blocks
----------	-----	-----------	-----------	-----------	-----------------------	----------------	----	----	----	----	--------

Box Scores



Official Basketball Box Score - Final
Wake Forest at LSU
12/10/22 State Farm Arena, Atlanta
2022-23 Men's Basketball

Game Time: 2:01 PM
Game Duration: 1:57

Officials: Tony Greene, Steve Anderson, Mike Roberts

Wake Forest - 70

Record: 7-3

NO.	Name	Min	FG	3P	FT	Rebounds	Fouls	TP	AS	TO	ST	Blocks	+/-
			M-A	M-A	M-A	OR DR TOT	PF FD					BS BA	
11	Andrew Carr	F 16:36	2-2	0-0	1-1	0 2 2	5 2	5	0	4	0	1 0	18
25	Zach Keller	F 13:22	0-3	0-2	0-0	0 2 2	2 0	0	0	0	1	0 0	-12
1	Tyree Appleby	G 37:29	11-13	2-4	2-3	0 1 1	2 2	26	6	3	1	0 0	0
2	Cameron Hinkley	G 37:59	4-11	1-3	3-3	0 8 8	2 4	12	4	4	0	0 0	0
30	Damian Monsanto	G 22:43	2-10	2-10	0-0	0 1 1	0 0	6	1	1	1	0 0	-5
4	Dalvien Williams	24:14	1-5	0-3	2-2	0 1 1	0 1	4	0	1	1	0 0	-5
33	Matthew Marsh	24:07	6-6	0-0	1-4	1 10 11	1 4	13	0	0	1	0 0	12
10	Jao Ituka	02:31	1-2	0-0	0-0	1 1 2	0 2	2	0	0	0	0 1	-2
20	Davion Bradford	02:31	0-0	0-0	0-0	2 0 2	2 0	0	0	2	0	0 0	-2
34	Bobbi Klinton	18:28	1-3	0-2	0-0	2 1 3	1 0	2	0	0	0	0 0	-14
Team						2 2 4		0	0	0			
Totals			28-55	5-24	9-13	8 29 37	15 15	70	11	15	5	1 1	-2

Technical Fouls: NONE

Shooting By Period		
1st FG%	16-30	53.3%
3PT%	5-16	31.2%
FT%	4-7	57.1%
2nd FG%	12-25	48.0%
3PT%	0-8	0.0%
FT%	5-6	83.3%
GM FG%	28-55	50.9%
3PT%	5-24	20.8%
FT%	9-13	69.2%

Dead Ball Rebounds: 2, 0

LSU - 72

Record: 8-1

NO.	Name	Min	FG	3P	FT	Rebounds	Fouls	TP	AS	TO	ST	Blocks	+/-
			M-A	M-A	M-A	OR DR TOT	PF FD					BS BA	
15	Mwani Wilkinson	F 10:29	0-4	0-2	0-0	0 1 1	0 0	0	1	0	2	0 0	-9
12	KJ Williams	F 36:33	14-21	7-9	0-2	4 6 10	3 2	35	1	2	1	1 0	8
20	Derek Fountain	F 29:45	4-5	0-0	3-6	3 2 5	1 7	11	0	2	4	0 0	-13
3	Justice Hill	G 24:21	2-6	0-0	0-0	0 1 1	1 0	4	6	0	0	0 0	5
44	Adam Miller	G 36:36	1-10	1-6	0-0	0 0 0	1 1	0	3	1	2	0 0	-1
0	Trae Hannibal	04:20	0-2	0-0	0-0	0 0 0	1 0	0	0	0	0	0 0	-6
1	Cam Hayes	27:45	5-10	2-6	1-1	1 4 5	3 2	13	6	1	0	1 0	14
13	Jalen Reed	09:21	0-0	0-0	1-4	0 0 0	1 2	1	0	0	0	0 0	-8
4	Kendall Coleman	03:27	0-0	0-0	0-0	0 0 0	2 0	0	0	0	0	0 0	-6
11	Justice Williams	17:23	2-6	0-3	1-2	0 1 1	2 2	5	2	1	1	0 0	10
Team						1 5 6		0	0				
Totals			28-64	10-26	6-15	9 21 30	15 15	72	17	7	9	1 1	2

Technical Fouls: NONE

Shooting By Period		
1st FG%	13-33	39.4%
3PT%	4-9	44.4%
FT%	3-7	42.9%
2nd FG%	15-31	48.4%
3PT%	6-17	35.3%
FT%	3-8	37.5%
GM FG%	28-64	43.8%
3PT%	10-26	38.5%
FT%	6-15	40.0%

Dead Ball Rebounds: 7, 0

	WFO	LSU				
Biggest lead	20 (1 st 4:16)	5 (1 st 18:13)				
Best Scoring Run	17 (1 st 13:10)	11 (1 st 0:39)				
Lead Changes	8					
Times Tied	6					
Time with Lead	23:25	12:16				
			Points from	WFO	LSU	
			Turnovers	11	21	
			Paint	44	32	
			Second Chance	7	14	
			Fast Breaks	17	8	
			Bench	21	19	
			Period by Period Scoring			
				1st	2nd	TOT
			WFO	41	29	70
			LSU	33	39	72



Official Basketball Box Score - Final
N.C. Central at LSU
12/13/22 Maravich Assembly Center, Baton Rouge
2022-23 Men's Basketball

Game Time: 6:00 PM
Game Duration: 1:53
Attendance: 6,212

Officials: Don Daly, Brian Dorsey, Wesley Ford

N.C. Central - 57

Record: 5-6

NO.	Name	Min	FG	3P	FT	Rebounds	Fouls	TP	AS	TO	ST	Blocks	+/-
			M-A	M-A	M-A	OR DR TOT	PF FD					BS BA	
2	Kris Monroe	F 16:07	2-4	1-2	0-0	0 2 2	5 0	5	0	1	0	0 0	6
35	Brendan Medley-Bacon	C 36:07	5-6	0-0	0-0	0 2 2	4 1	10	0	3	0	0 1	-7
5	Justin Wright	G 34:37	6-14	1-3	1-2	0 4 4	2 1	14	0	4	0	1 1	-9
11	Marque Maultsby	G 19:27	3-8	2-4	1-2	0 2 2	1 3	9	0	1	1	0 1	-2
21	Eric Boone	G 30:00	1-6	0-1	0-0	1 5 6	2 0	2	8	1	2	0 1	-8
44	Dan Oladapo	22:38	1-5	0-0	0-4	3 2 5	2 3	2	0	1	0	0 1	-22
0	Fred Cleveland Jr.	10:25	1-2	1-1	0-0	0 1 1	0 0	3	0	1	0	0 0	-2
1	Ja'Darius Harris	04:58	1-3	0-0	0-0	0 1 1	0 0	2	1	2	0	0 0	-1
23	Cameron Butler	02:49	0-0	0-0	0-0	0 0 0	0 0	0	0	0	0	0 0	0
52	Devon Butts	20:33	4-7	2-4	0-0	0 4 4	0 1	10	1	0	3	0 0	-8
24	Nicolas Fennell	02:19	0-0	0-0	0-0	0 2 2	1 0	0	0	0	1	0 0	2
Team						0 2 2		0	0				
Totals			24-55	7-15	2-8	4 27 31	17 9	57	10	14	7	1 5	-10

Technical Fouls: NONE

LSU - 67

Record: 9-1

NO.	Name	Min	FG	3P	FT	Rebounds	Fouls	TP	AS	TO	ST	Blocks	+/-
			M-A	M-A	M-A	OR DR TOT	PF FD					BS BA	
12	KJ Williams	F 31:07	7-13	1-3	3-3	3 9 12	2 2	18	2	2	1	2 0	8
20	Derek Fountain	F 30:27	6-9	0-0	5-9	7 7 14	2 8	17	1	0	1	2 0	11
1	Cam Hayes	G 28:25	6-10	2-5	0-0	0 7 7	0 1	14	2	1	2	0 0	13
3	Justice Hill	G 26:21	3-11	1-5	0-0	0 0 0	0 0	7	4	2	2	0 1	0
44	Adam Miller	G 27:56	0-10	0-8	1-2	0 1 1	3 1	1	2	3	0	0 0	10
11	Justice Williams	16:51	1-4	0-3	0-2	1 0 1	0 2	2	1	0	2	0 0	10
0	Trae Hannibal	16:44	1-3	0-1	2-2	1 1 2	0 2	4	4	3	0	0 0	1
4	Kendall Coleman	06:34	2-2	0-0	0-0	0 1 1	0 0	4	0	0	0	1 0	4
13	Jalen Reed	11:52	0-1	0-0	0-0	1 1 2	2 0	0	0	0	0	0 0	-3
5	Mwani Wilkinson	03:43	0-0	0-0	0-0	0 0 0	0 1	0	0	0	0	0 0	0
Team						2 3 5		0	0				
Totals			26-63	4-25	11-18	15 30 45	9 17	67	16	11	8	5 1	10

Technical Fouls: NONE

	NCC	LSU							
Biggest lead	3 (1st 17:24)	14 (1st 1:09)	Points from	NCC	LSU	Period by Period Scoring			
Best Scoring Run	7 (2nd 18:03)	9 (1st 3:52)	Turnovers	14	9				
Lead Changes	10	3	Paint	26	38				
Times Tied	5	14	Second Chance	5	18	NCC	26	31	57
Time with Lead	03:53	31:09	Fast Breaks	14	9	LSU	40	27	67
			Bench	17	10				



Official Basketball Box Score - Final
Winthrop at LSU
12/17/22 Maravich Assembly Center, Baton Rouge
2022-23 Men's Basketball

Game Time: 6:00 PM
Game Duration: 1:57
Attendance: 9,067

Officials: Bart Lenox, Orlando Potts, Garrick Shannon

Winthrop - 81

Record: 5-7

NO.	Name	Min	FG	3P	FT	Rebounds	Fouls	TP	AS	TO	ST	Blocks	+/-
			M-A	M-A	M-A	OR DR TOT	PF FD					BS BA	
4	Kelton Tallford	F 37:23	11-15	0-0	1-2	2 5 7	1 4	23	1	0	0	2 1	-7
12	Cory Hightower	F 38:52	7-13	7-12	4-4	0 1 1	3 3	25	1	4	1	0 1	-8
0	Sin'Cere McMahon	G 33:18	7-12	3-7	1-0	0 4 4	1 1	18	6	1	2	0 1	-3
1	Toneari Lane	G 27:23	1-5	1-4	0-0	1 2 3	3 0	3	0	2	0	1 1	-2
11	Kasen Fleming	G 37:51	5-10	0-0	1-1	1 5 6	2 3	11	3	3	1	0 1	-8
5	Howard Fleming Jr.	20:11	0-5	0-3	1-4	0 3 3	5 2	1	2	1	1	1 1	-7
23	Michael Moore	02:37	0-0	0-0	0-0	0 0 0	0 0	0	0	0	0	0 0	-1
2	Xavier McKelvy	01:14	0-0	0-0	0-0	0 0 0	0 0	0	0	0	0	0 0	-4
10	Cameron Whiteside	01:11	0-0	0-0	0-0	0 0 0	0 0	0	0	0	0	0 0	0
Team						4 0 4		0	1				
Totals			31-60	11-26	8-12	8 20 28	15 13	81	13	12	5	4 6	-8

Technical Fouls: NONE

Shooting By Period		
1st FG%	15-31	48.4%
3PT%	5-17	29.4%
FT%	4-5	80%
2nd FG%	16-29	55.2%
3PT%	6-9	66.7%
FT%	4-7	57.1%
GM FG%	31-60	51.7%
3PT%	11-26	42.3%
FT%	8-12	66.7%

Dead Ball Rebounds: 2, 0

LSU - 89

Record: 10-1

NO.	Name	Min	FG	3P	FT	Rebounds	Fouls	TP	AS	TO	ST	Blocks	BS	BA
			M-A	M-A	M-A	OR DR TOT	PF FD							
12	KJ Williams	F 24:31	8-14	2-4	0-0	2 4 6	3 0	18	0	2	1	1	1	1
20	Derek Fountain	F 31:02	4-7	0-1	0-0	2 5 7	4 1	8	2	0	2	1	1	15
1	Cam Hayes	G 30:52	8-11	4-6	5-6	0 1 1	0 5	25	4	1	2	0	0	15
3	Justice Hill	G 26:29	3-7	3-5	0-0	1 2 3	1 1	9	3	1	0	1	0	-4
44	Adam Miller	G 32:12	5-15	2-10	2-2	0 3 3	1 1	14	3	2	0	1	1	6
13	Jalen Reed	11:58	1-1	0-0	0-0	1 2 3	0 1	2	0	2	1	0	0	-10
0	Trae Hannibal	20:42	2-2	0-0	0-1	1 2 3	2 4	4	6	0	0	0	0	6
4	Kendall Coleman	12:29	2-4	0-0	1-2	4 3 7	2 1	5	0	1	0	2	1	0
11	Justice Williams	09:45	2-3	0-1	0-1	0 0 0	0 1	4	1	1	0	0	0	1
Team						1 2 3				0	0			
Totals			35-64	11-27	9-12	12 25 35	13 15	89	19	10	6	6	4	8

Box Scores



Official Basketball Box Score - Final
Arkansas at LSU
12/28/22 Maravich Assembly Center, Baton Rouge
2022-23 Men's Basketball

Game Time: 8:00 PM
Game Duration: 2:09
Attendance: 10,428

Officials: Joe Lindsay, Patrick Evans, Ron Groover

Arkansas - 57			Record: 11-2 (0-1)												
NO.	Name	Min	FG	3P	FT	Rebounds	Fouls	TP	AS	TO	ST	Blocks	BS	BA	+/-
			M/A	M/A	M/A	OR	DR	TOT	PF	FD					
13	Jordan Walsh	F 32:03	6-14	1-8	0-0	3	6	9	4	1	13	0	2	2	2 1 1
15	Makhi Mitchell	F 35:54	3-5	0-0	2-3	2	10	12	3	5	8	1	1	0	3 1 -4
0	Anthony Black	G 40:00	3-8	0-3	1-2	4	4	8	1	2	7	4	2	1	0 1 1 -3
1	Ricky Council IV	G 40:00	5-19	1-5	2-5	4	2	6	1	4	13	0	2	3	0 0 -3
4	Davonte Davis	G 39:52	7-18	2-8	0-0	0	6	6	1	1	16	2	1	2	0 0 -3
20	Kamari Johnson	07:12	0-0	0-0	0-0	0	0	0	2	0	0	0	0	0	0 0 -3
11	Jalen Graham	02:39	0-0	0-0	0-0	0	1	1	2	0	0	0	2	0	0 0 -4
5	Joseph Pinion	02:20	0-1	0-1	0-0	0	0	0	0	0	0	0	0	0	0 0 -4
Team						0	2	2			0				
Totals			24-65	4-25	5-10	13	31	44	14	13	57	7	10	8	5 3 -3

Technical Fouls: NONE

LSU - 60		Record: 12-1 (1-0)												
NO.	Name	Min	FG M/A	3P M/A	FT M/A	Rebounds OR DR TOT	Fouls PF FD	TP	AS	TO	ST	Blocks BS BA	+/-	
12	KJ Williams	F 32:37	3-7	2-5	0-0	1 4 5	3 4	8	0	2	2	1	1	
20	Derek Fountain	F 29:19	5-9	0-1	4-5	4 6 10	2 3	14	1	2	2	1	8	
1	Cam Hayes	G 27:13	2-7	0-3	0-0	0 5 5	0 0	4	3	0	1	0	-7	
3	Justice Hill	G 18:49	1-5	0-3	0-3	0 2 2	1 1	2	1	1	0	0	-6	
44	Adam Miller	G 29:03	2-9	1-3	2-2	0 4 4	1 3	7	2	1	0	0	-6	
0	Trae Hannibal	22:29	9-14	1-2	0-2	1 5 6	0 2	19	2	1	0	0	10	
13	Jalen Reed	10:41	0-5	0-0	0-0	1 1 2	3 3	0	0	0	0	0	-1	
4	Kendal Coleman	02:49	0-0	0-0	0-0	0 0 0	0 0	0	0	0	0	0	0	
5	Mwani Wilkinson	10:47	1-1	0-0	0-0	0 0 0	2 0	2	0	1	0	1	9	
34	Shawn Phillips Jr.	04:34	0-1	0-0	0-0	1 0 1	0 0	0	0	0	0	0	2	
11	Justice Williams	11:39	2-4	0-0	0-0	0 0 0	1 0	4	0	2	1	0	9	
Team			1	3	4			0		0				
Totals			25-62	4-17	6-12	9 30 39	13 14	60	9	10	6	3	5 3	

Technical Fouls: NONE

	ARK	LSU
Biggest lead	6 (2 nd 10:21)	6 (1 st 0:17)
Best Scoring Run	6 (1 st 14:24)	8 (2 nd 7:06)
Lead Changes	7	
Times Tied	10	
Time with Lead	14:18	18:51

Points from	ARK	LSU
Turnovers	4	13
Paint	36	40
Second Chance	11	6
Fast Breaks	7	8
Bench	0	25

Period by Period Scoring			
	1st	2nd	TOT
ARK	19	38	57
LSU	24	36	60



Official Basketball Box Score - Final
LSU at Kentucky
01/03/23 Rupp Arena, Lexington
2022-23 Men's Basketball

Game Time: 9:00 PM
Game Duration: 2:11
Attendance: 19,610

Officials: Doug Shows, Vladimir Voyarov-Tadai, Jeb Harness

LSU - 71		Record: 12-2 (1-1)													
NO.	Name	Min	FG	3P	FT	Rebounds	Fouls	TP	AS	TO	ST	Blocks	BS	BA	+/−
			M/A	M/A	M/A	OR DR TOT	PF	FD							
12	KJ Williams	35:39	8-13	4-6	3-3	0 3 3	3 2	23	2	1	0	1	0	0	-1
20	Derek Fountain	25:14	3-4	0-0	0-0	3 5 8	2 2	6	2	1	1	0	0	0	6
1	Cam Hayes	31:43	3-5	2-4	3-3	0 0 0	2 1	11	2	1	0	0	0	0	4
3	Justice Hill	12:43	0-3	0-1	0-0	0 1 1	0 0	0	0	1	0	0	0	0	-13
44	Adam Miller	32:29	5-15	5-13	0-0	0 1 1	0 1	15	2	0	0	0	0	0	0
0	Trae Hannibal	29:03	5-6	0-0	0-4	1 2 3	2 4	12	4	4	1	0	0	0	5
11	Justice Williams	11:12	1-4	0-1	0-0	1 1 2	1 0	2	1	0	0	0	0	1	-4
13	Jalen Reed	13:40	1-3	0-0	0-0	0 2 2	3 1	2	1	0	0	0	0	0	-6
4	Kendal Coleman	02:27	0-0	0-0	0-0	0 0 0	1 0	0	0	0	0	0	0	0	-3
34	Shawn Phillips Jr.	03:00	0-0	0-0	0-0	0 0 0	1 0	0	0	0	0	0	0	0	-2
5	Mwani Wilkinson	01:50	0-0	0-0	0-0	0 0 0	0 0	0	0	1	0	1	0	0	-1
Team						0 2 2				0	1				
Totals			26-53	11-25	8-10	5 17 22	15 11	74	15	9	3	1	3	1	-3

Technical Fouls: NONE

Kentucky - 74		Record: 10-4 (1-1)												
NO.	Name	Min	FG M/A	3P M/A	FT M/A	Rebounds OR DR TOT	Fouls PF FF	TP	AS	TO	ST	Blocks BS BA	+/-	
0	Jacob Toppin	F 31:04	9-13	1-1	2-2	1 2 3	1 3	21	3	1	1	1	0	
24	Chris Livingston	F 28:40	1-5	1-4	2-2	0 1 1	1 1	5	1	0	0	0	0	
34	Oscar Tshiebewe	F 40:00	7-9	0-0	5-7	7 9 16	3 7	19	1	0	1	1	3	
2	Sahvir Wheeler	G 37:21	4-10	3-5	0-1	0 6 6	2 3	11	9	2	0	0	2	
22	Cason Wallace	G 40:00	6-13	2-7	0-0	3 3 1	2 0	14	1	0	0	0	3	
12	Antonio Reeves	13:59	0-1	0-1	2-2	0 0 0	1 1	2	0	0	0	0	-4	
4	Daimon Collins	08:56	1-3	0-0	0-0	1 0 1	2 0	2	0	0	0	1	-1	
Team			1	0	1	0	1	0		0	1			
Totals			28-54	7-18	11-14	10 21 31	11 15	74	18	6	2	3	1	

Technical Fouls: NONE

		LSU	UKY
Biggest lead		2 (1 st 11:36)	10 (2 nd 12:30)
Best Scoring Run		8 (2 nd 6:29)	7 (2 nd 17:54)
Lead Changes		6	
Times Tied		3	
Time with Lead		02:44	34:59

Points from		LSU	UKY
Turnovers		4	7
Paint		26	34
Second Chance		6	12
Fast Breaks		2	8
Bench		16	4

Period by Period Scoring		1st	2nd	TOT
LSU		38	33	71
UKY		42	32	74



Official Basketball Box Score - Final
LSU at Texas A&M
01/07/23 Reed Arena, Bryan-College Station
2022-23 Men's Basketball

Game Time: 5:00 PM
Game Duration: 2:06
Attendance: 9,319

Officials: Joe Lindsay, Mike Nance, Rob Rorke

LSU - 56		Record: 12-3 (1-2)															
NO.	NAME	Min	FG		3P	FT	Rebounds		Fouls	TP	AS	TO	ST	Blocks		+/-	
			M/A	M/A			OR	DR						TOT	BS		BA
12	KJ Williams	F 37:23	2-6	0-2	6-6	2	6	8	2	3	10	2	0	2	1	0	-8
20	Derek Fountain	F 21:01	1-3	0-0	0-0	1	2	3	5	3	2	1	1	1	0	0	-8
0	Trae Hannibal	G 23:47	2-9	0-0	0-0	5-9	1	4	5	3	6	9	4	3	2	0	1
1	Cam Hayes	G 25:12	4-11	1-5	1-1	0	2	2	1	1	10	0	0	0	0	0	-12
44	Adam Miller	G 34:00	5-10	5-8	1-2	0	1	1	1	2	16	1	1	1	0	0	-11
3	Justice Hill	29:32	2-4	2-4	0-0	1	0	1	1	1	0	6	2	5	5	0	-13
4	Kendal Coleman	07:54	0-1	0-0	0-0	1	2	3	1	1	0	0	0	0	1	0	-2
11	Justice Williams	10:38	1-3	1-3	0-0	0	0	0	1	0	3	1	0	0	0	0	-3
13	Jalen Reed	09:51	0-2	0-0	0-0	1	1	2	1	1	0	0	1	0	1	0	-7
34	Shawn Phillips Jr.	00:42	0-0	0-0	0-0	0	0	0	0	0	0	0	0	0	0	0	-2
Team						1	1	2	0		0	3					
Totals			17-49	9-22	13-18	8	19	27	16	17	56	11	15	11	3	1	-13

Technical Fouls: NONE

Texas A&M - 69		Record: 10-5 (2-0)															
NO.	Name	Min	FG	3P	FT	Rebounds		Fouls	TP	AS	TO	ST	Blocks	BS	BA	+/−	
			M/A	M/A	M/A	OR	DR	TOT	PF	FD							
15	Henry Coleman III	F 31:38	3-9	0-0	1-2	2	4	6	2	2	7	0	2	2	2	8	
34	Julius Marble	F 30:22	7-12	0-1	3-5	3	6	9	3	5	17	0	1	0	1	9	
0	Dexter Dennis	G 28:17	6-8	2-4	3-4	2	4	6	3	2	17	1	2	3	0	13	
4	Wade Taylor IV	G 34:57	4-10	1-4	4-4	0	2	2	4	3	13	6	4	0	0	16	
23	Tyrece Radford	G 31:44	6-10	1-3	1-2	3	2	5	1	1	14	1	2	0	0	11	
11	Andersson Garcia	11:24	0-0	0-0	0-0	0	2	2	1	1	0	1	2	0	0	6	
20	Andre Gordon	16:17	0-2	0-1	0-0	0	2	2	0	1	0	3	0	0	0	1	
2	Hayden Hehner	09:18	0-3	0-3	1-2	0	0	0	1	1	0	0	0	0	0	0	
13	Solomon Washington	05:32	0-0	0-0	0-0	0	1	1	1	0	0	0	0	1	0	3	
1	Khalen Robinson	00:31	0-0	0-0	0-0	0	0	0	1	0	0	0	0	0	0	-2	
Team			2	3	5			0			0						
Totals			26-54	4-16	13-19	12	26	38	17	16	69	12	13	6	1	3	13

Box Scores



Official Basketball Box Score - Final
LSU at Alabama
01/14/23 Coleman Coliseum, Tuscaloosa
2022-23 Men's Basketball

Game Time: 3:00 PM
Game Duration: 2:03
Attendance: 13,474

LSU - 66

Record: 12-5 (1-4)

Officials: Bart Lenox, Patrick Evans, Brian Dorsey

NO.	Name	Min	FG	3P	FT	Rebounds	Fouls	TP	AS	TO	ST	Blocks	+/−
			M-A	M-A	M-A	OR DR TOT	PF FD					BS BA	
12	KJ Williams	F 17:51	4-12	2-3	0-0	1 0 1	4 0	10	0	2	0	0 1	-26
20	Derek Fountain	F 21:08	0-9	0-4	9-10	2 0 2	1 7	9	0	3	1	0 3	-22
0	Trae Hannibal	G 16:16	1-2	0-0	0-0	2 4 6	1 2	2	3	0	0	0 0	-23
3	Justice Hill	G 18:19	1-7	1-5	0-0	0 2 2	0 0	3	0	1	0	0 1	-19
44	Adam Miller	G 30:52	2-5	2-2	3-5	0 4 4	3 4	9	1	1	0	0 0	-26
13	Jalen Reed	17:34	2-4	0-1	1-4	3 4 7	2 2	5	0	2	0	0 0	-16
1	Cam Hayes	20:23	4-6	2-3	0-0	0 1 1	2 0	10	2	0	0	0 0	-21
4	Kendal Coleman	10:01	1-4	0-0	3-4	1 2 3	3 2	5	0	0	0	0 1	-3
11	Justice Williams	19:55	1-4	1-1	6-6	0 1 1	1 4	9	5	1	0	0 0	-20
15	Tyrell Ward	14:15	1-6	0-2	0-0	1 1 2	0 0	2	1	0	2	0 1	-11
34	Shawn Phillips Jr.	13:26	1-2	0-0	0-0	1 3 4	1 0	2	0	1	1	0 0	-13
Team						3 2 5		0		0			
Totals			18-61	8-21	22-29	14 24 38	18 21	66	12	11	4	0 7	-40

Shooting By Period

1st	FG%	8-31	25.8%
3PT%	5-11	45.5%	
FT%	1-5	20%	
2nd	FG%	10-30	33.3%
3PT%	3-10	30.0%	
FT%	21-24	87.5%	
GM	FG%	18-61	29.5%
3PT%	8-21	38.1%	
FT%	22-29	75.9%	

Dead Ball Rebounds: 4, 0

Alabama - 106

Record: 15-2 (5-0)

Technical Fouls: NONE

NO.	Name	Min	FG	3P	FT	Rebounds	Fouls	TP	AS	TO	ST	Blocks	+/−
			M-A	M-A	M-A	OR DR TOT	PF FD					BS BA	
15	Noah Clowney	F 20:37	2-7	0-5	0-0	4 4 8	2 2	4	0	1	0	1 0	15
24	Brandon Miller	F 24:03	11-16	7-11	2-2	1 8 9	2 4	31	1	1	0	0 0	38
14	Charles Bediako	C 14:39	1-1	0-0	0-1	1 1 2	3 1	2	2	1	1	2 0	17
0	Jaden Bradley	G 20:52	2-4	1-1	2-2	0 1 1	2 1	7	6	2	0	0 0	32
1	Mark Sears	G 23:21	4-9	2-7	2-2	0 5 5	2 3	12	1	1	3	0 0	29
3	Rylan Griffen	20:37	4-12	2-8	2-2	3 3 6	1 1	12	1	1	1	0 0	7
4	Noah Gurley	15:38	2-7	2-6	2-2	2 3 5	2 1	8	1	1	0	1 0	16
5	Jahvon Quinerly	16:14	4-8	4-8	0-0	1 1 2	0 0	12	4	0	0	0 0	19
10	Dom Welch	18:48	1-5	1-5	2-2	1 2 3	1 1	5	1	0	1	2 0	22
23	Nick Pringle	18:38	3-3	0-0	4-7	6 1 7	4 4	10	1	0	0	1 0	11
12	Delaney Heard	02:11	0-1	0-1	0-0	0 0 0	2 0	0	0	0	0	0 0	-2
30	Adam Cottrell	02:11	1-1	1-1	0-0	0 0 0	0 0	3	0	0	0	0 0	-2
34	Jaden Quinerly	02:11	0-2	0-1	0-0	0 0 0	0 0	0	1	0	1	0 0	-2
Team						1 3 4		0					
Totals			35-76	20-54	16-20	20 32 52	21 18	106	19	8	7	7 0	40

Shooting By Period

1st	FG%	21-42	50.0%
3PT%	14-33	42.4%	
FT%	3-5	60%	
2nd	FG%	14-34	41.2%
3PT%	5-21	23.8%	
FT%	13-15	86.7%	
GM	FG%	35-76	46.1%
3PT%	20-54	37.0%	
FT%	16-20	80.0%	

Dead Ball Rebounds: 1, 0

Technical Fouls: NONE

	LSU	BMA
Biggest lead	0 (1 st 20:00)	45 (2 nd 1:39)
Best Scoring Run	7 (2 nd 12:14)	13 (1 st 5:15)
Lead Changes	0	
Times Tied	1	
Time with Lead	00:00	39:19

Points from	LSU	BMA
Turnovers	2	19
Paint	18	30
Second Chance	8	32
Fast Breaks	8	15
Bench	33	50

Period by Period Scoring			
	1st	2nd	TOT
LSU	22	44	66
BMA	59	47	106





0
Trae Hannibal
G • 6-2 • 215 • Sr.
Elliott, South Carolina




1
Cam Hayes
G • 6-2 • 185 • Jr.
Greensboro, North Carolina



2
Corneilous Williams
F • 6-9 • 210 • Fr.
Meridian, Mississippi



3
Justice Hill
G • 6-0 • 175 • Sr.
Little Rock, Arkansas



4
Kendal Coleman
C • 6-8 • 230 • Jr.
Shreveport, Louisiana



5
Mwani Wilkinson
F • 6-5 • 205 • Jr..
Las Vegas, Nevada



10
Brandon Egemo
G • 6-1 • 175 • Jr..
Los Angeles, California



11
Justice Williams
G • 6-4 • 175 • So..
Philadelphia, Pennsylvania



12
KJ Williams
F • 6-10 • 250 • 5th yr Sr.
Cleveland, Mississippi



13
Jalen Reed
F • 6-10 • 230 • Fr.
Jackson, Mississippi



15
Tyrell Ward
F • 6-6 • 185 • Fr.
Washington, D. C.



20
Derek Fountain
F • 6-10 • 225 • Jr.
Holly Springs, Mississippi




21
Austin Montgomery
G • 6-4 • 180 • Fr.
New Orleans, Louisiana



25
Adam Benhayoune
F • 6-5 • 225 • So..
Helotes, Texas



30
Parker Edwards
F • 6-2 • 220 • Sr.
Covington, Louisiana



34
Shawn Phillips
G • 7-0 • 245 • Fr.
Dayton, Ohio



44
Adam Miller
G • 6-3 • 190 • So.
Peoria, Illinois



Matt McMahon
Head Coach • 1st Season