

2022-23 MEN'S BASKETBALL GAME NOTES



NATIONAL TITLE 1935

SEC CHAMPIONS 1935 • 1953 • 1954 • 1979
 1981 • 1985 • 1991 • 2000 • 2006 • 2009 • 2019
FINAL FOUR 1953 • 1981 • 1986 • 2006

GAME
25



Texas A&M
 February 11, 2023

7:30 p.m. CST
 Pete Maravich Assembly Center
 Baton Rouge, Louisiana

SEC Network
 LSU Sports Radio Network
 (Guaranty Media Eagle 98.1 FM)

2022-23 LSU SCHEDULE

LSU (12-12, 1-10)

H - 9-5 (1-5); A - 0-6 (0-6); N - 3-1; OT - 0-0

November

| | | |
|---|--------------------------------|-----------------|
| Wed. 9 | KANSAS CITY (SECN+) | W, 74-63 |
| Sat. 12 | ARKANSAS STATE (SECN+) | W, 61-52 |
| Thurs. 17 | UNO (SECN+) | W, 91-62 |
| Cayman Islands Classic - George Town, Grand Cayman | | |
| Mon. 21 | vs. Illinois State (FloSports) | W 77-61 |
| Tues. 22 | vs. Akron (FloSports) | W, 73-58 |
| Wed. 23 | vs. Kansas State (FloSports) | L, 59-61 |
| Sun. 27 | WOFFORD (SECN+) | W, 78-75 |

December

| | | |
|---|----------------------------|-----------------|
| Fri. 2 | UT ARLINGTON (SECN+) | W, 63-59 |
| Holiday Hoopsgiving - Atlanta, Georgia (Dec. 10) | | |
| Sat. 10 | vs. Wake Forest (ESPN2) | W, 72-70 |
| Tues. 13 | NC CENTRAL (SEC Network) | W, 67-57 |
| Sat. 17 | WINTHROP (SEC Network) | W, 69-81 |
| Wed. 21 | EAST TENNESSEE ST. (SECN+) | W, 72-68 |
| Wed. 28 | *ARKANSAS (ESPN2) | W, 60-57 |

January

| | | |
|-----------------------------|-----------------------------|-----------|
| Tues. 3 | *at Kentucky (ESPN) | L, 71-74 |
| Sat. 7 | *at Texas A&M (SEC Network) | L, 56-69 |
| Tues. 10 | *FLORIDA (SEC Network) | L, 56-67 |
| Sat. 14 | *at Alabama (ESPN) | L, 66-106 |
| Wed. 18 | *AUBURN (ESPN2) | L, 49-67 |
| Sat. 21 | *TENNESSEE (ESPN) | L, 56-77 |
| Tues. 24 | *at Arkansas (ESPN2) | L, 40-60 |
| SEC/Big 12 Challenge | | |
| Sat. 28 | TEXAS TECH (ESPNU) | L, 68-76 |

February

| | | |
|----------|-------------------------------------|-----------|
| Wed. 1 | *At Missouri (SEC Network) | L, 77-87 |
| Sat. 4 | *ALABAMA (ESPN2) | L, 69-79 |
| Wed. 8 | *at Mississippi State (SEC Network) | L, 53-64 |
| Sat. 11 | *TEXAS A&M (SEC Network) | 7:30 p.m. |
| Tues. 14 | *at Georgia (SEC Network) | 7:30 p.m. |
| Sat. 18 | *SOUTH CAROLINA (SEC Network) | Noon |
| Wed. 22 | *VANDERBILT (SEC Network) | 6 p.m. |
| Sat. 25 | *at Ole Miss (SEC Network) | 7:30 p.m. |

March

| | | |
|--|---------------------------|--------|
| Wed. 1 | *MISSOURI (SEC Network) | 8 p.m. |
| Sat. 4 | *At Florida (SEC Network) | 5 p.m. |
| SEC TOURNAMENT -- Bridgestone Arena, Nashville, Tenn. | | |
| March 8-12 | | TBA |

SEC Games; All Times Central; Home Games in ALL CAPS.
SECN+ is streaming broadcast.

ON THE AIR



Chris Blair, play-by-play
 John Brady, analyst
 (Former LSU Head Coach)

TV: SEC NETWORK

Richard Cross, play-by-play
 Mark Wise, analyst

LSUsports.net

PROBABLE LSU LINEUP (Based on last game played)

15 TYRELL WARD

G • Fr. • 6-6 • 185
 Washington, D.C.

Season Stats: 1.9 ppg, 0.8 rpg; SEC: 3.0 ppg, 0.9 rpg

- Started last two games against Alabama (2/4) and at Miss. State (2/8).
- Vs. Alabama, played 20 minutes, two pts, one rebound, one assist, no turnovers
- At State, 24 minutes, 5 points, 4 steals.
- Played golf at DeMatha Catholic HS
- Had six points for the second time at Missouri (2 treys), 2/1/23

11 JUSTICE WILLIAMS

G • So. • 6-4 • 175
 Philadelphia, Pennsylvania

Season Stats: 3.6 ppg, 1.5 rpg, 1.6 apg; SEC: 3.7 ppg, 1.5 rpg, 1.7 apg

- Started last seven games for the Tigers.
- Seven points vs Auburn (1/18), also career best six rebounds.
- Five points, four assists vs. Tennessee (1/21); 7 pts at Arkansas (1/24).
- Missed five games early in the year with ankle injury.
- Four points, four assists in the game with Alabama (1/4).

12 KJ WILLIAMS

F • 5th Sr. • 6-10 • 250
 Cleveland, Mississippi

Season Stats: 16.5 pp, 7.5 rpg, 1.3 spg; SEC: 13.5 ppg, 6.5 rpg, 1.1 bpg

- Recorded his 1,000th career rebound at A&M (1/7).
- 2,000th career pt came with 17:40 to play against Tenn (1/21) on 3-pointer.
- 123rd player in college bkb with 2,000 career points-1,000 career rebounds.
- Has 106 collegiate wins and 106 games scoring in double figures.
- Named on USBWA Midseason Watch List for Oscar Robertson Trophy
- 5 games over 20 points; Two over 30 vs. Wake Forest and Illinois State.
- 23 pts against UK (1/3) on 8-13 FGs, including 4 treys
- 6 double doubles this year, 33 for his career; latest at Mizzou (3/1), 15-11.

20 DEREK FOUNTAIN

F • Jr. • 6-10 • 225
 Holly Springs, Mississippi

Season Stats: 8.2 ppg, 5.6 rpg, 1.3 spg; SEC: 9.0 ppg, 5.9 rpg, 2.4 apg

- 2nd in overall reb avg and SEC reb average on team.
- Vs. NCCU (12/13), 17 points, 14 rebs for first college double double.
- Vs. Arkansas (12/28), 14 points, 10 rebs 2nd double; 5-9 from field, 4-5 FT.
- Third came at Mizzou (2/1) with 11 points and 11 boards.
- Career high 26 pts vs. Ala (2/4), 6-9 FGs, 2 treys, 12-15 FT line, 2 ast, 0 TOS
- In two games with Alabama, 21-of-25 FTs; 33-of-41 at line in SEC play.
- Season high four consecutive double figure points games.

44 ADAM MILLER

G • So. • 6-3 • 190
 Peoria, Illinois

Season Stats: 11.7 ppg, 2.2 rpg, 1.4 apg; SEC: 8.9 ppg, 2.3 rpg, 1.4 apg

- Was at LSU last season, set to play, before ACL injury prior to season sidelined him.
- Cayman Islands Classic all-tournament; had 23 vs. Akron, hitting 5 treys (11/22).
- 54 treys for season, 7 games of season with at least 4 treys
- 5 treys at UK (1/3), at A&M (1/7), vs. Texas Tech (1/28).
- 48 of-59 at free throw line, including two with 1.8 seconds left vs. Arkansas (12/28)
- Two games of 26 pts. this season; 20 vs. Texas Tech
- 15 at UK; 16 at A&M; 13 double figure games this season.

BREAKDOWN

LSU

RECORD

12-12, 1-10 In SEC

RANKING

NA

LAST GAME

L, 64-53, at Miss. State, 2/8/23

HEAD COACH

Matt McMahon

CAREER RECORD

166-79 (8th season)

LSU RECORD

12-12 (1st season)

VS. TEXAS A&M

0-1

TEXAS A&M

RECORD

17-7, 9-2 in SEC

RANKING

RV, Coaches Poll

LAST GAME

W, 83-78, vs. Auburn, 2/7/23

HEAD COACH

Buzz Williams

CAREER RECORD

319-199 (16th season)

A&M RECORD

68-44 (4th season)

VS. LSU:

2-7

LSU UPCOMING MEN'S BASKETBALL MEDIA CALENDAR

13

MONDAY

Travel to Athens, Georgia

14

TUESDAY

Game 26 -- LSU at Georgia, 8:30 p.m. ET (7:30 p.m. CT) (Stegeman Coliseum). LSU Sports Radio Network, SEC Network

15

WEDNESDAY

Matt McMahon Radio Show, 7 p.m. TJ Ribs on Acadian. LSU Sports Radio Network (Eagle 98.1 FM in Baton Rouge)

16

THURSDAY

10

FRIDAY

Media Session 1:30 p.m.

11

SATURDAY

Game 25 -- Texas A&M at LSU, 7:30 p.m. CT (Pete Maravich Assembly Center) LSU Sports Radio Network, SEC Network

12

SUNDAY

Inside LSU Basketball on LSU Sports Television Network (10:35 p.m. in Baton Rouge, WBRZ-TV).

LSU Media Services

MEDIA AVAILABILITY

Coach Matt McMahon is available for early morning appointments and phone interviews. Please contact Basketball SID Kent Lowe (225-578-1864, clowe@lsu.edu) at least 24 hours in advance.

MEDIA SESSIONS

Coach McMahon meets, when travel schedules permit, usually one or two days prior to games in non-conference play and usually on Mondays and Thursdays during the SEC season. The sessions take place in the Courtside Club of the Maravich Center in the NW Corridor. Times are announced based on practice plans with players usually one day a week. Some travel and scheduling issues may change the time and day so media should contact the Communications Office to confirm start time ... Player requests need to be in to Kent Lowe at clowe@lsu.edu no later than 24 hours in advance.

POST GAME

Coach McMahon will be in the Courtside Club after the game, the NCAA cooling off period and his courtside radio show ... Requested players will be brought to the media room as well. ... THE LSU DRESSING ROOM IS CLOSED ... The Courtside Club is at the top of the stairs in the Northwest Corridor ... Media may work there after the end of the game. The building will close two hours following the conclusion of the game.

THE MATT MCMAHON SHOW

Presented by Hancock Whitney Bank

The weekly call-in show takes place primarily on Mondays or Wednesdays at 7 p.m. from T.J. Ribs on Acadian Thruway ... The show airs in Baton Rouge on local flagship Eagle 98.1 FM, on the Internet at www.LSUsports.net and on many LSU Sports Radio Network affiliates. The first show is Monday, Nov.. 28.

Air Dates for the shows during 2022-23:

Show #10: Monday, Feb. 6, 2023
Show #11: Wednesday, Feb. 15, 2023
Show #12: Monday, Feb. 20, 2023
Show #13: Monday, Feb. 27, 2023
Show #14: Monday, March 6, 2023

INSIDE LSU BASKETBALL

Presented by Community Coffee

The weekly TV show features an inside look and the men's and women's basketball programs at LSU featuring highlights, interviews and features. The show is available on a state-wide and regional network ... WBRZ-TV, Channel 2, airs the show at 10:35 p.m. Sundays. Television affiliates for the show are listed online at LSUsports.net/tvaffiliates.

Show Schedule for 2023:

Show #7: Feb. 12, 2023
Show #8: Feb. 19, 2023
Show #9: Feb. 26, 2023
Show #10: March 5, 2023

WHO TO CONTACT

COMMUNICATIONS OFFICE

(225) 578-8226
Michael Bonnette - mbonnet@lsu.edu
Assoc. AD/Communications Director

C. Kent Lowe - clowe@lsu.edu
Sr. Assoc. Communications Director
(Basketball Contact)

COMMUNICATIONS ADDRESS

Athletics Administration Building
Baton Rouge, La. 70803

ON THE INTERNET

LSUsports.net

The Official Website of LSU Athletics is home to all the basketball information you need. Schedules, results, rosters, bios, statistics and game notes can be found and are always up to date.

LSUsports.net/media

Request credentials online, go to the men's basketball credentials link.

LSUsports.net/brand

Quickly access the official LSU Athletics brand standards, colors and logos online. To request logos please email creative@lsu.edu.

Photo Requests

To request logos please email photo@lsu.edu.

LSU BASKETBALL SOCIAL MEDIA

facebook.com/lsubasketball
twitter.com/lsubasketball
instagram.com/lsubasketball
twitter.com/lsukent
twitter.com/lsumediaalerts
twitter.com/CoachMcMahon
LSUsports.net/connect

LSUsports.net
f t i



Matt McMahon

Head Coach

@CoachMcMahon

1st Year at LSU • 8th Year as a Head Coach

When Matt McMahon stepped to the podium for the first time as the 25th LSU men's basketball head coach he listed the core values of his coaching career and his teams.

"Hard work, unselfishness, toughness, accountability and joy."

Those words are now the cornerstone of LSU Basketball as it moves into a new era as a very successful head coach begins to reshape the program in his image.

The image was on display during the past seven years at Murray State University where the Racers posted a record of 154-67, a .697 winning percentage. He led Murray State to 93 OVC regular-season wins, winning 75 percent of league games.

He has also coached multiple all-Americans and all-league players such as Ja Morant who was named NBA Rookie of the Year in 2020.

The Racers won regular season league titles in 2018, 2019, 2020 and 2022 and advanced to the NCAA Tournament in 2018, 2019 and 2022 (the 2020 appearance was canceled by the pandemic).

Since the native of Oak Ridge, Tennessee, became the third-youngest rookie among D1 coaches in 2015, McMahon has continued a steady move forward with a reputation for developing talent both as an assistant and head coach. He has become known nationally as an excellent recruiter and he is among the best in the nation in the area of player development and game planning.

In his final season at Murray State in 2021-22, McMahon coached OVC Player of the Year KJ Williams and two other recipients of first-team honors (Tevin Brown, Justice Hill). In addition, McMahon was named the league's Coach of the Year.

Two of those players, Williams and Hill, are now at LSU.

Williams, who ranked 12th nationally in 3-pointers made (94), became the third Murray State player to score 1,500 points and grab 800 rebounds. Hill took over point guard duties in a Racer program known for good guards, leading Murray State in assists in 19 games with a plus-101 margin in assists to turnovers.

McMahon's Racers, picked third in the OVC preseason poll, were just the sixth team in league history to go undefeated and the first to do it in an 18-game conference schedule. Murray State then won the two league tournament games to advance to the NCAA Tournament where, as a No. 7 seed, the Racers defeated San Francisco to advance to the round of 32.

The 2021-22 team was one of seven teams to win 30 or more games that season and led the nation in win percentage at 91.2 percent (31-3). The Racers were ranked No. 20 in the final AP poll and No. 22 in the Ferris Mowers Coaches Poll.

McMahon was the first MSU coach to have

three seasons of 25 or more wins and was one of just three Murray State coaches to have four 20-win seasons.

Although the 2019-20 season was called early because of the pandemic, it marked the third year in a three-year run when Coach McMahon led the Racers to three-straight OVC regular season championships (2017-18, 2018-19 and 2019-20) and two consecutive OVC Tournament titles (2017-18, 2018-19).

Coach McMahon's commitment to defense showed in those years as the Racers ranked as the league leader twice in defensive field goal percentage and each of the three seasons the team led the league in defending the 3-point shot.

The 2018-19 team won 28 games and made its mark in the NCAA Tournament when the 12th-seeded Racers won their fourth all-time tourney game by defeating No. 5 seed Marquette. That season is when Morant stepped to the forefront at Murray State.

He was named the OVC POY, leading Division I in assists and earning first-team all-America honors from the USBWA. In the NCAA Tournament win over Marquette, Morant posted a triple double of 17 points, 11 rebounds and 16 assists as he became the eighth player to record a triple double in the tournament.

He was drafted second overall in the 2019 NBA draft by the Memphis Grizzlies.

In 2017-18, McMahon's team won 26 games and the OVC regular season and tournament championship, sending the Racers to what was at that time the school's 16th NCAA Tournament.

Prior to being named head coach, he was a key part of Coach Steve Prohm's staff as assistant at Murray State as the Racers won a pair of Ohio Valley Conference championships, a CollegeInsider.com Tournament championship and an appearance in the NIT. He was part of a staff that won 104 games from 2011-15.

PRIOR TO MURRAY STATE

Coach McMahon has had success in college basketball since his days as a player at Appalachian

State. Known as an excellent shooter and tough competitor, he played on three Southern Conference regular season title teams in 1998, 1999 and 2000. The Mountaineers won the SoCon Tournament in 2000 and advanced to the NCAA Tournament.

He played in 90 career games under coach Buzz Peterson and made 124 three-pointers, graduating in 2000.

His coaching career began immediately at Appalachian State as a student assistant under Houston Fancher in 2000-01. He would rejoin Peterson's staff as a student coach at Tennessee before returning to ASU in 2002, where he stayed until the end of the 2009-10 season. A year at UNC Wilmington (2010-11) as assistant coach set the stage for his journey to Murray State, starting first as an assistant in the 2011-12 season and then as head coach prior to the 2015-16 season.

Like his time at Murray State, McMahon coached some outstanding talent in the early stages of his coaching career, including Southern Conference POY Donald Sims as well as all-league picks Jeremy Clayton and D.J. Thompson.

At UNCW, he recruited Adam Smith, a Parade All-America Second-Team selection.

Coach McMahon and his wife Mary, a former standout for the Furman women's basketball team, have three children – Maris, Mason and Mabry.

THE MCMAHON FILE

Birthdate: April 26, 1978

Age: 42

Hometown: Oak Ridge, Tennessee

College: Appalachian State, 2000

Wife: Mary

Child: Maris, Mason, Mabry

COACHING EXPERIENCE

2000-01 - Appalachian State, Student Asst.

2001-02 - Tennessee, Student Asst.

2002-10 - Appalachian State, Asst. Coach

2010-11 - UNC Wilmington, Asst. Coach

2011-15 - Murray State, Asst. Coach

2015-22 - Murray State, Head Coach

March 22, 2022 - LSU, Head Coach

THE MCMAHON RECORD

| YEAR | SCHOOL | /---OVERALL---/ | | /---CONF.---/ | | POST SEASON |
|--------------------|----------------|-----------------|--------------|---------------|-------------|------------------------|
| | | W-L | PCT. | W-L | PCT. | |
| 2015-16 | Murray State | 17-14 | .548 | 10-6 | .625 | |
| 2016-17 | Murray State | 16-17 | .485 | 8-8 | .500 | |
| 2017-18 | Murray State | 26-6 | .812 | 16-2 | .889 | NCAA Rd of 64 |
| 2018-19 | Murray State | 28-5 | .848 | 16-2 | .889 | NCAA Rd of 32 |
| 2019-20 | Murray State | 23-9 | .719 | 15-3 | .833 | Pandemic Year |
| 2020-21 | Murray State | 13-13 | .500 | 10-10 | .500 | |
| 2021-22 | Murray State | 31-3 | .912 | 18-0 | 1.000 | NCAA rd of 32 |
| 2022-23 | LSU | 12-12 | .500 | 1-10 | .091 | |
| Totals | 8 years | 166-79 | .677 | 94-41 | .696 | 3 NCAA Tourneys |
| Murray St. 7 years | | 154-67 | .697 | 93-31 | .750 | 3 NCAA Tourneys |
| LSU | | 1 Year | 12-12 | .500 | 1-10 | .091 |

2022-23 LSU MEN'S BASKETBALL ROSTER

| NO. | NAME | POS. | HT. | WT. | CLASS | EXP. | DOB | HOMETOWN | HIGH SCHOOL | PREVIOUS SCHOOL |
|-----|-----------------------|------|------|-----|---------|------|----------------|----------------------|---------------------------|--------------------|
| 0 | Trae Hannibal | G | 6-2 | 215 | Sr. | TR | Feb. 13, 2001 | Elliot, SC | Hartsville HS | Murray State |
| 1 | Cam Hayes | G | 6-2 | 185 | Jr. | TR | May 29, 2002 | Greensboro, NC | Greensobro Day | NC State |
| 2 | Cornelious Williams** | F | 6-9 | 210 | Fr. | HS | Jan. 18, 2003 | Meridian, Miss. | Combine Academy | |
| 3 | Justice Hill | G | 6-0 | 175 | Sr. | TR | May 14, 2000 | Little Rock, Ark. | Little Rock Chistrian | Murray State |
| 4 | Kendal Coleman | C | 6-8 | 230 | Jr. | TR | March 10, 2002 | Shreveport, La. | Captain Shreve | Northwestern State |
| 5 | Mwani Wilkinson * | F | 6-5 | 205 | Jr. | 2L | Aug. 12, 2002 | Las Vegas, Nev. | Bishop Gorman | |
| 10 | Brandon Egemo | G | 6-1 | 175 | Jr. | 2L | March 10, 2002 | Los Angeles, Calif. | University HS | |
| 11 | Justice Williams | G | 6-4 | 175 | So. | 1L | March 31, 2003 | Philadelphia, Pa. | Monteverde Academy | |
| 12 | KJ Williams | F | 6-10 | 250 | 5th Sr. | TR | Sept. 3, 1999 | Cleveland, Miss. | Cleveland Central | Murray State |
| 13 | Jalen Reed | F | 6-10 | 230 | Fr. | HS | Feb. 24, 2003 | Jackson, Miss. | Southern California Acad. | |
| 15 | Tyrell Ward | F | 6-6 | 185 | Fr. | HS | July 27, 2003 | Washington, D.C. | DeMatha Catholic | |
| 20 | Derek Fountain | F | 6-10 | 225 | Jr. | TR | July 12, 2002 | Holly Springs, Miss. | Holly Springs | Mississippi State |
| 25 | Adam Benhayoune | F | 6-5 | 225 | So. | 1L | April 21, 2003 | Helotes, Texas | Sandra Day O'Connor | |
| 30 | Parker Edwards | G | 6-2 | 220 | Sr. | 3L | Sept. 27, 1999 | Covington, La. | Saint Paul's School | Southeastern La. |
| 34 | Shawn Phillips | F | 7-0 | 245 | Fr. | HS | April 15, 2004 | Dayton, Ohio | Dream City Christian | |
| 44 | Adam Miller | G | 6-3 | 190 | So. | RS | Jan. 23, 2002 | Peoria, Ill. | Morgan Park | Illinois |

** Preseason injury, expected to redshirt this season; *Shoulder surgery week of Jan. 16; Out for season.

COACHING STAFF

| | YEAR AT LSU |
|---|--|
| Head Coach: Matt McMahon | 1st year at LSU (8th season as head coach) |
| Assistant Coach: Casey Long | 1st year at LSU |
| Assistant Coach: Ronnie Hamilton | 1st year at LSU |
| Assistant Coach: Cody Toppert | 1st year at LSU |
| Chief of Staff: Tim Kaine | 1st year at LSU |
| Special Assistant to the Head Coach: Tasmin Mitchell | 6th year at LSU |
| Director of Player Development: Ronrico White | 1st year at LSU |
| Director of Recruiting: Jeff Moore | 1st year at LSU |
| Strength & Conditioning Coach: Brian Puckett | 1st year at LSU |
| Video Coordinator: Mike Chapman | 1st year at LSU |
| Athletic Trainer: Shawn Eddy | 27 (18 with Men's Basketball) |
| Administrative Asst: Brittany Carvalho (Oklahoma State, 2005) | 15 (13 with Men's Basketball) |

PRONUNCIATION GUIDE

Matt McMahon -- Mack-Man (like former Tonight Show sidekick Ed McMahon or for younger types like WWE owner Vince McMahon); Mwani -- Mm-wah-nee; Egemo -- Egg-uh-moe; Benhayoune -- Been-uh-yoon; Trae -- Tray; Helotes -- huh-LOW-tuhs.

HOW THE TIGERS WERE BUILT

Via TRANSFER PORTAL

Kendal Coleman -- from Northwestern State
Derek Fountain -- from Mississippi State
Trae Hannibal -- from Murray State
Cam Hayes -- from NC State
Justice Hill -- from Murray State

Via RETENTION

Adam Miller -- Redshirt Sophomore
Mwani Wilkinson -- Junior
Justice Williams -- Sophomore
Adam Benayoune -- walkon sophomore
Brandon Egemo -- walkon junior
Parker Edwards -- walkon senior

Via SIGNING

Shawn Phillips (HS Signee)
Jalen Reed (HS Signee)
Tyrell Ward (HS Signee)
Cornelious Williams (HS Signee)

TRANSACTIONS

Cornelious Williams injured left shoulder ... Probable redshirt candidate ... Justice Williams left the game on Nov. 17 with a left ankle injury, did not play for five games ... Returned to play vs. WF (12/10) ... Cam Hayes left game with NCCU (12/13) late with cramps ... Played in the Winthrop game ... Hayes suffered pain in his right knee during the A&M game (1/7), DND against Florida ... Returned to play at Alabama (1/14) ... Mwani Wilkinson shoulder surgery, Jan. 16, out for season ... Justice Hill away from the team for "personal reasons" announced on Jan. 18; did return on Jan. 26; played Jan. 28 ... Shawn Phillips DND vs. Arkansas (1/25), injury not announced ... Dressed next game; Trae Hannibal boot on right leg; DND at Miss. State (2/8) ... Questionable for A&M game.

A FEW NUMBERS AND NOTES TO START WITH:

- 3 -- Not counting walkons, the Tigers returned just three scholarship players from last season -- 2 who were actually able to play. Adam Miller missed the entire season after an ACL injury.
- 2 -- Number of LSU basketball head coaches (not including interims) to get a win their first SEC season opener (Matt McMahon (2021); Dale Morey (1943).
- 41 -- Number of wins over AP top ten programs since 1948-49.
- 89 -- Number of wins over AP poll team since 1948-49.
- 49 -- Wins in regular season SEC games since the start of 2018-19 season
- 23 -- LSU wins in regular season SEC home games since the start of the 2019-20 season.
- 137-25 -- Record when holding opponents to 70 points or less since the start of the 2012-13 season (9-6 this season).
- 136-44 -- Record since start of 2012-13 season when outrebounding the opponent (7-3 this season).
- 104-9 -- Record since start of 2007-08 season when shooting 50 percent or more in a game (2-0 this season).
- 17 -- Current number of consecutive wins when shooting 50 percent or more in a game.
- 92-0 -- Record since 1966-67 when LSU has a 20+ point lead at halftime (2-0 this season).
- 386 -- Wins for LSU when FT makes is more than opponents FT Attempts (386-58, 86.9%) since 1966-67.
- 33 -- Number of double doubles in his career for KJ Williams (6 this season)
- 106 -- Career wins for KJ Williams at Murray State and LSU.
- 106 -- Career double figure scoring games for KJ Williams at Murray State and LSU.
- 17- Shot clock violations this season ... Tigers led Division I last season drawing 38 shot clock violations, 4 more than any other school in D1
- 6 -- No. of 2 Pt FGs allowed by LSU vs. Akron (11/22) in Cayman Islands. Second time since 1953 that LSU has held an opponent to six two-point field goals in a game.
- 67.7 -- Shooting percentage in second half in win versus Winthrop (12/17) ... LSU was 21-of-31 from the field.
- 5 -- Number of games with double figure three-pointers this season.
- 6 -- Number of LSU players in double figures at Missouri (2/1) ... Most this season.
- 21 -- Number of free throws Derek Fountain (out of 25 attempts) made in two games against Alabama.

WON-LOST MARGIN IN GAMES THIS SEASON

| WON-LOST MARGIN IN GAMES THIS SEASON | | | | | | | | | | | | | | | | | | | | | | | | | | | | | | | |
|--------------------------------------|---|---|---|---|---|---|---|---|---|----|----|----|----|----|----|----|----|----|----|----|----|----|----|----|----|----|----|----|----|----|---------|
| MARGIN | 1 | 2 | 3 | 4 | 5 | 6 | 7 | 8 | 9 | 10 | 11 | 12 | 13 | 14 | 15 | 16 | 17 | 18 | 19 | 20 | 21 | 22 | 23 | 24 | 25 | 26 | 27 | 28 | 29 | 30 | 31-plus |
| Won by | | 1 | 2 | 2 | | | | 1 | 1 | 1 | 1 | | 1 | | | 1 | | | | | | | | | | | | | 1 | | |
| Lost by | | 1 | 1 | | | | | 1 | | 2 | 2 | 1 | | | | | | 1 | | 1 | 1 | | | | | | | | | 1 | |

TOUGH SEC SCHEDULE

The Tigers faces a Quad 2 team in Texas A&M Saturday ... LSU has faced in the SEC 10 Quad I opponents and two Quad 2s in the first 12 game of the league schedule.

THE RECENT GAMES

GAME 24 -- MISSISSIPPI STATE 64, LSU 53 -- February 8, 2023 | HUMPHREY COLISEUM | STARKVILLE, MISSISSIPPI

RECAP: Mississippi State started on a 10-0 run to open the game thanks to three LSU turnovers, but then LSU goes on a 10-0 run of its own and ties the game with 12:47 to go in the half. State would score the next four points before LSU goes on another 10-0 run to take a 20-14 lead. The team swaps buckets and LSU leads 22-16 with 7:20 to go in the first half. The half of runs continued as LSU did not score again before the break and State tallied nine times to go up 25-22 at intermission ... Mississippi State opened the second half on another run, this time 9-1, to expand the margin to 11 points, 34-23, and LSU got no closer than six at any point the rest of the game.

Mississippi State shot 65.2 percent in the second half (15-of-23) and 4-of-8 from the arc. LSU shot 42.6 percent (20-47) for the game, but points off turnovers reared up again with State having a 20-10 advantage as LSU turned the ball 15 times. KJ Williams had 11 points, with Derek Fountain and Adam Miller had 10 each.

| Feb. 8, 2023 | PTS | FG | FGA | PCT | 3FG | 3FGA | PCT | FT | FTA | PCT | OR-DR-TR | HI SCORER | HI REBOUND | HI ASSIST |
|-----------------|-----|----|-----|------|-----|------|------|----|-----|------|----------|----------------|------------|-----------|
| LSU | 53 | 20 | 47 | .426 | 7 | 21 | .333 | 6 | 9 | .667 | 4-20-24 | KJ Williams 11 | 2 with 5 | Miller 3 |
| MISSISSIPPI ST. | 64 | 26 | 50 | .520 | 6 | 16 | .375 | 6 | 13 | .462 | 7-23-30 | Jeffries 18 | 2 with 7 | Davis 6 |

GAME 23 -- ALABAMA 79, LSU 69 -- February 4, 2023 | PETE MARAVICH ASSEMBLY CENTER | BATON ROUGE, LOUISIANA

RECAP: Through the first 33 minutes, the Tigers for the second straight conference game fought with an entergy that allowed them to stay with a team that had beaten them by 40 just three weeks before ... Rallying from eight points down at the half, LSU cut the game to just two points three times in the second half, the last at the 13:09 mark of the contest, 56-54 ... Alabama was able to hit some key threes to get the lead back up as the two teams combined to go 1-of-20 over the final seven minutes of the game.

LSU's Derek Fountain played his best scoring game of his career, hitting 6-of-9 field goals, with two treys and 12-of-15 at the free throw line to score 26 points with seven rebounds, 2 assists, 4 blocks and no turnovers in 35 minutes. Cam Hayes came off the bench in this game and hit three treys to have 15 points with a co-high eight rebounds. Tigers out rebounded Alabama, 40-35, and 13-4 on the offensive glass, but only had a 6-4 advantage in second chance points ... LSU had its second lowest turnover game of the season with eight miscues and actually had a 7-3 advantage in points off turnovers which allowed LSU to stay in the game, despite only able to shoot 30.6 percent for the game ... For the third straight game, LSU allowed double figure turnovers with 13 by Alabama.

| Feb. 4, 2023 | PTS | FG | FGA | PCT | 3FG | 3FGA | PCT | FT | FTA | PCT | OR-DR-TR | HI SCORER | HI REBOUND | HI ASSIST |
|--------------|-----|----|-----|------|-----|------|------|----|-----|------|----------|-------------|------------|----------------|
| ALABAMA | 79 | 26 | 58 | .448 | 13 | 29 | .448 | 14 | 15 | .933 | 4-31-35 | 2 with 14 | Miller 10 | Jah. Quinley 6 |
| LSU | 69 | 19 | 62 | .306 | 7 | 27 | .259 | 24 | 31 | .774 | 13-27-40 | Fountain 26 | 2 with 8 | J Williams 4 |

GAME 22 -- MISSOURI 87, LSU 77 -- February 1, 2023 | MIZZOU ARENA | COLUMBIA, MISSOURI

RECAP: The Tigers showed their most consistent and sustained offensive output in the game at Missouri with six players in double figures and two with double doubles as LSU made 11 three-pointers and shot almost 41 percent from the field. But it was a start that Missouri had that had them shooting and making three from all angles that spelled the difference as Missouri was able to get as much as an 18-point first half lead. The home Tigers made 11 first-half three-pointers, the most Missouri had made in a half in some 10 seasons ... LSU cut the game to 11 twice in the second half and had three three-pointers in the air to cut the game to single digits, but were unable to make any of them. The Tigers got it back down to 10 in the final 20 seconds.

KJ Williams had his 33rd career double double with 15 points and 11 rebounds, while Derek Fountain had his third career double with 11 points and 11 rebounds. Justice Hill, playing his longest stint since his return, had 13 points, while Adam Miller and Trae Hannibal had 11 each. Cam Hayes added 10 points ... Missouri shot 55.9 percent from the field. LSU out rebounded Missouri, 38-32, and 15-5 on the offensive board, resulting in an 18-7 advantage in second chance points.

| Jan. 28, 2023 | PTS | FG | FGA | PCT | 3FG | 3FGA | PCT | FT | FTA | PCT | OR-DR-TR | HI SCORER | HI REBOUND | HI ASSIST |
|---------------|-----|----|-----|------|-----|------|------|----|-----|------|----------|----------------|------------|------------|
| LSU | 77 | 27 | 66 | .409 | 11 | 33 | .333 | 12 | 17 | .706 | 15-23-38 | KJ Williams 15 | 2 with 11 | Hannibal 5 |
| MISSOURI | 87 | 33 | 59 | .559 | 13 | 27 | .481 | 8 | 12 | .667 | 5-27-32 | Kobe Brown 26 | Diaara 10 | East 6 |

GAME 21 -- TEXAS TECH 76, LSU 68 -- January 28, 2023 | PETE MARAVICH ASSEMBLY CENTER | BATON ROUGE, LOUISIANA

RECAP: LSU was unable to make the key plays and stop Texas Tech on the opposite end in the final eight minutes in the final SEC/Big 12 Challenge game ... LSU, after being down eight at the half, was able to get a 56-51 advantage with 8:59 to play. LSU missed its next 10 shots and only had six free throws over the next several minutes as the Red Raiders were able to make some shots to take the lead back.

Texas Tech made 11-of-18 three pointers (61.1%) and shot 25-of-54 for the game (46.3%) ... LSU after shooting 42.9 percent in the first half and 6-of-13 (46.2%) in the second half, was able to only make 10-of-31 in the second half (32.3%) and shot 37.3% for the game (22-of-59). LSU did make nine treys, 9-of-26. LSU was out rebounded, 36-34, by the Red Raiders, but had 17 offensive rebounds, resulting in a 20-14 advantage in second chance point. For the first time in six games, LSU was able to control the points off turnovers, losing the ball 10 times and only being out pointed on off turnovers points, 18-17.

| Jan. 28, 2023 | PTS | FG | FGA | PCT | 3FG | 3FGA | PCT | FT | FTA | PCT | OR-DR-TR | HI SCORER | HI REBOUND | HI ASSIST |
|---------------|-----|----|-----|------|-----|------|------|----|-----|------|----------|-----------|---------------|--------------|
| TEXAS TECH | 76 | 25 | 54 | .463 | 11 | 18 | .611 | 15 | 21 | .714 | 15-21-36 | Obanor 22 | 2 with 7 | Harmon 8 |
| LSU | 68 | 22 | 59 | .373 | 9 | 26 | .346 | 15 | 19 | .789 | 17-17-34 | Miller 20 | KJ Williams 9 | J Williams 4 |

KJ WILLIAMS JOINS 2,000-1,000 CLUB

With a three-pointer with 17:40 to go in the second half against Tennessee (1/21), super senior KJ Wilson passed the 2,000-point mark in his career at Murray State and LSU. Williams got his 1,000th rebound on Jan. 7 at Texas A&M and joins a small fraternity of college basketball players to have posted 2,000 and 1,000 in their college career. Williams' year-by-year point totals and rebounds:

2018-19 -- Murray State -- 243 points -- 151 rebounds
2019-20 -- Murray State -- 405 points -- 232 rebounds
2020-21 -- Murray State -- 406 points -- 220 rebounds
2021-22 -- Murray State -- 613 points -- 285 rebounds
2022-23 -- LSU (presently) -- 395 points -- 179 rebounds

A total of 123 players in college basketball, three this season including KJ, now have hit the 2,000-1,000 mark in their careers including some of the biggest names in the history of the game. Among those of interest in Louisiana would be of course Rudy Macklin of LSU (1976-81) who had 2,080 points and 1,276 rebounds. According to an NCAA list of 2,000-1,000 players in college basketball, these players spent time at present SEC schools:

KJ Williams, LSU -- Active -- 2028 points-1043 rebounds

Doug Smith, Missouri -- Last year 1991 -- 2184 points-1305 rebounds

Gerald Glass, Ole Miss -- Last year 1990 -- 2785 points-1087 rebounds

Rudy Macklin, LSU -- Last year 1981 -- 2080 points-1276 rebounds

Reggie King, Alabama -- Last year 1979 -- 2168 points-1279 rebounds

Sidney Moncrief, Ark -- Last year 1979 -- 2066 points-1015 rebounds

Dan Issel, Kentucky -- Last year 1970 -- 2138 points-1078 rebounds

Bailey Howell, Mississippi State -- Last year 1959 -- 2038 points-1277 rebounds

KJ was presented a ceremonial ball honoring his accomplishment by the only LSU player on the list -- Rudy Macklin. His 1,276 rebounds is an all-time best at LSU and his 2,080 points is second only to Pete Maravich in LSU history.

MWANI WILKINSON

After battling through right shoulder pain for much of the season after hurting in the preseason, the situation became too much and earlier this week had season-ending surgery that will allow him to rehab and be ready for next season.

Wilkinson played in nine games this season, averaging 13.0 minutes a game, 2.6 points and 1.6 rebounds.

SATURDAY'S OPPONENT

For the second straight Saturday and for the third time in SEC play, the Tigers have a rematch game as Texas A&M comes to Baton Rouge.

The Aggies enter Saturday in second place in the SEC at 9-2 in the league and 17-7 overall. Texas A&M won on Tuesday night in Bryan-College Station over Auburn, 83-78. Julius Marble had a career-high 20 points in the win. But it was Wade Taylor IV hit four treys in scoring a game-high 22 points with seven assists. Andersson Garcia added 11 points and Tyrece Radford 10.

Texas A&M made 23-of-54 field goals (42.6) with six treys and an amazing 31-of-39 at the free throw line. A&M out rebounded Auburn, 38-34.

Taylor leads A&M with a 14.9 points per game average, while Radford is at 13.6, Henry Coleman III averages 10.2 a contest and Marble now in double figures at 10.0 a game.

Buzz Williams is in his fourth year as the head coach at Texas A&M.

In the first meeting between the teams on Jan. 7 at Reed Arena, LSU was down, 17-14, with 8:31 to play in the first half when the Aggies went on a scoring run, outscoring the Tigers, 15-3, to build a 32-17 advantage with 1:57 to go in the half. Texas A&M would go on to get a 69-56 win. Adam Miller hit five treys for the Tigers in getting 16 points, while Cam Hayes and KJ Williams each had 10 points each.

LSU allowed 17 points off turnovers and A&M dominated in the paint, 42-10, in the first meeting (18-5 in second chance points). Marble and Dexter Dennis each had 17 points to lead A&M.

POINTS IN THE PAINT

In the 11 conference games, opponents have a 344-270 advantage in points in the paint. Tennessee only actually had a 2-point advantage over LSU, 32-30, Mizzou just four points and Alabama two.

LSU had the advantage in the paint in the game the Tigers won over Arkansas (12/28), 40-36.

POINTS OFF TURNOVERS

Turnovers have been a problem for LSU for a lot of the season, but more importantly what has resulted in opponents points off turnovers have really been a factor for the Tigers.

In the seven SEC games listed below, LSU has given up 145 points off turnovers (the number being 145 for opponents to 40 for LSU):

Miss. State (2/9) – Miss. State 20, LSU 10

Arkansas (1/24) – Arkansas 18, LSU 4

Tennessee (1/21) – Tennessee 33, LSU 7

Auburn (1/18) – Auburn 15, LSU 2

Alabama (1/14) – Alabama 19, LSU 2

Florida (1/10) – Florida 23, LSU 5

A&M (1/7) – A&M 17, LSU 10

With both teams having single digit turnovers in the Alabama game (2/4), the Tigers were able to get the 7-3 advantage in points off in that game. The lack of turnovers allowed LSU to play better defense allowing them to set their plan when Alabama came down court.

DEREK FOUNTAIN

Derek Fountain continues to play some of his basketball of his college career this season at LSU and he again showed out versus Alabama (2/4). Fountain played 35 minutes, hitting 6-of-9 three pointers, including his third and fourth three-pointers of the year. More importantly he hit 12-of-15 free throw attempts as he drew nine fouls. He finished with 26 points, seven rebounds, two assists, four blocks and no turnovers.

In two games against Alabama, he was 21-of-25 at the free throw line.

Against Mississippi State (2/8), Fountain posted his fourth straight double figure game with 10 points, making 3-of-3 field goals, including a three-pointer and 3-3 at the line.

Derek Fountain moved into the starting lineup before the Wake Forest game (12/10) and has posted very good numbers with double figures in eight contests since then, including his three collegiate double doubles:

Vs. Wake Forest – 30 minutes, 11 pts, 5 rebs, 4-5 FGs, 3 FTs, 4 steals

Vs. NCCU – 30 minutes, 17 pts, 14 rebs, 6-9 FG, 5 FTs, 2 blks, 1 steal

Vs. ETSU – 27 minutes, 11 pts, 8 rebs, 4-5 FG, 2 asts, 1 steal

Vs. Arkansas – 29 minutes, 14 pts, 10 rebs, 5-9 FG, 1 asts, 1 steal

Vs. Texas Tech – 22 minutes, 10 pts, 6 rebs, 3-5 FG, 4-4 FTs, 1 blk

At Missouri – 31 minutes, 11 pts, 11 rebs, 5-12 FG, 1-3 FTs, 1 steal

Vs. Alabama – 35 minutes, 26 pts, 7 rebs, 6-9 FG, 12-15 FTs, 4 blks

At Mississippi State – 28 minutes, 10 pts, 4 rebs, 3-3 FG, 3-3 FT, 2 assists

In all he has nine double figure scoring games.

Fountain is averaging 8.2 points, 5.6 rebounds and 1.3 steals a game overall and 9.0 points and 5.9 rebounds in league games.

Since moving into the starting lineup, Fountain's average has gone from 5.1 to 8.2 and his rebound average from 3.8 to 5.6.

In the last two games against Mississippi State, he is 9-of-12 from the field and 3-of-4 from distance. Three-of-his-five three-point makes have come in the last two games.

Fountain's best season of his two at Mississippi State was the 2020-21 campaign when as a freshman he started 10-of-19 games and averaged 5.4 points. Ironically, his career high came against LSU in Baton Rouge when he scored 20 points.

FOUNTAIN'S FOUL NUMBERS

Derek Fountain's nine fouls drawn versus Alabama (2/4) and his 21-of-25 at the free throw line for the two meetings against Alabama brought together a few memories of recent Tigers that drew a lot of free throw opportunities.

Cam Thomas in his season at LSU (2020-21) drew 10 fouls against UGA and 11 versus Missouri that year. He was a combined 20-of-24 on free throws versus Georgia in the two matchups.

Ben Simmons drew 13 fouls in an SEC game versus Florida in the 2015-16 season. He was a combined 24-of-28 on free throws in the two games against Florida that year.

THE STARTS, THE WINS, DOUBLE DOUBLES AND MORE FOR KJ

Two milestones in this five-year career of KJ Williams took place on against Wofford (11/27) as the Tigers won 78-75.

The game marked his 100th win of his college career in games he has played in. He came to LSU with 94 wins in games he participated in at Murray State, and now has 106 and counting.

KJ has 106 games in double figures for his career, 20 this season.

KJ now has 114 college starts between Murray State and LSU and he has started every game (83) over the 2020-21, 2021-22 and now 2022-23 seasons.

And, when he made his one three-pointer against NCCU (12/13) (with 1:09 to go in the first half), it was his 100th career three-point field goal made. He is now at 123 career made three-pointers.

Earlier in the year against Wake Forest (12/10), he made 7-of-9 three-pointers. He is 38-of-88 for the season from the arc (43.2 percent) and overall from the field 139-of-284 (48.9%).

Here are the Williams double doubles this season:

Vs. Kansas City (11/9) – 13 points, 14 rebounds
Vs. Kansas State (11/23) – 17 points, 10 rebounds
Vs. Wake Forest (12/10) – 35 points, 10 rebounds
Vs. NC Central (12/13) – 18 points, 12 rebounds
Vs. ETSU (12/21) – 28 points, 12 rebounds
At Missouri (2/1) – 15 points, 11 rebounds

He had just missed double doubles in the previous two games before Missouri with nine points and 11 rebounds against Arkansas (1/24) and 14 points and nine rebounds against Texas Tech (1/28). Entering play on the weekend, Williams was third in career double doubles among active SEC players:

Oscar Tshiebwe, Kentucky – 53
Jayveous McKinnis, Ole Miss – 39
KJ Williams, LSU – 33

SIX IN MAJOR SEC NUMBERS, INCLUDING KJ WILLIAMS

Entering play on the week, there are six players that at this point in the season are in the top 10 in the Southeastern Conference in points, rebounds and field goal percentage:

Brandon Miller, Alabama – 1st – 19.04 points; 4th – 8.25 rebounds; 8th – .457 FG Pct.
KJ Williams LSU – 3rd – 16.46 points; 7th – 7.46 rebounds; 6th – .487 FG Pct.
Oscar Tshiebwe, Kentucky – 7th – 15.50 points; 1st – 13.32 rebounds; 3rd – .553 FG Pct.
GG Jackson II – SC – T5 – 16.13 points; 9th – 6.46 rebounds; 9th – .394 FG Pct
Colin Castleton, UF – T5 – 16.13 points; 6th – 7.79 rebounds; 5th – .500 FG Pct.
Tolu Smith, MSU – 10th – 14.71 points; 3rd – 8.33 rebounds; 1st – .584 FG Pct.

CAM HAYES EARNING PLAYING TIME

He's come a long way since the second game of the season when NC State transfer Cam Hayes didn't get off the bench (Coach's Decision). Since then there have been nine double figure games, including against Missouri (2/1) and Alabama. He has started a total of 10 games.

In three of those games in December, Hayes had 13 points, 6 rebounds, no turnovers against Wake Forest (12/10); 14 points, 7 rebounds vs. NCCU (12/13) and 25 points, 4 treys against Winthrop (12/27).

Hayes against Kentucky (1/3) started 2023 off right with 11 points on 3-of-5 shooting, including a big three-pointer in the corner in the second half and then three free throws when fouled on a distance attempt in the final half minute. He followed with a 10-point game against A&M (1/7).

It was in the first half of the A&M game that he tweaked his right knee and he did not dress against Florida. But he was back against Alabama (1/14), coming off the bench for 20 minutes and scoring 10 points. Against Missouri, Hayes scored 10 points with two treys and three assists, while against Alabama (2/4), he made three treys and had 15 points, eight rebounds with an assist and a block in 28 minutes off the bench.

At NC State, Hayes averaged 7.8 points in 20-21 and 7.0 points in 21-22. He shot 38.6 percent as a freshman and 33.5 percent as a sophomore. So far at LSU, Hayes is 60-of-134 or 44.8 percent with 26 treys and 25-of-30 at the line (83.3 percent).

He is averaging 8.0 points and 2.0 assists.

ADAM MILLER

The Adam Miller shooting well from long distance returned against Texas Tech (1/28) as he hit 5-of-10 outside the arc. He finished with his fourth 20-point game of the season against the Red Raiders.

It was the first time he hit five since he hit five each in the Kentucky (1/3) and A&M games (1/7). For the season, Adams has made 52 three-pointers.

Miller earned all-tournament honors in the Cayman Islands Classic after averaging 15.7 points, 1.3 rebounds and 2.0 assists in the three games of the tournament. He had a best of 23 against Akron when he hit five three-pointers in the Tigers semifinal wins.

Against Wofford (11/27), he was important for the Tigers rallying win, hitting a late three-pointer that gave the Tigers the winning points in the game.

His season highs are 26 points against Arkansas State, 11/12 and Wofford, 11/27.

He has hit four or more treys in a game this season seven times, including the four games he scored 20 or more this season:

- 6 – vs. Wofford (11/27)**
- 5 – vs. Texas Tech (1/28)**
- 5 – at Texas A&M (1/7)**
- 5 – at Kentucky (1/3)**
- 5 – vs. Akron (11/22)**
- 4 – vs. Arkansas State (11/12)**
- 4 – vs. Kansas City (11/9)**

Miller hadn't played in a counting regular season game since March of 2021 when Illinois played its final game of the 2020-21 season. He transferred to LSU but tore his ACL prior to the team's exhibition game and missed the entire 2021-22 season. He was medically cleared during the summer for a full go this season and Tiger fans couldn't be happier.

Miller has started all 55 games he has played in (31 at Illinois) and is averaging 11.7 points per game (second on the team) to go with 2.2 rebounds and 1.4 assists. Miller has 13 games in double figures.

TRAE HANNIBAL

Hannibal was in a walking boot on Wednesday night at Mississippi State after a Tuesday practice injury to his right leg. His status remains questionable for Saturday's contest.

After a successful start to SEC play, the senior transfer from Murray State was named SEC Player of the Week (1/2) after his play in the win over Arkansas in which LSU rallied from six down in the second half to win by three.

Hannibal played 22 minutes off the bench, hitting 9-of-14 shots, including 6-of-7 in the second half, to finish with 19 points and six assists, along with a +/- team best number of +10.

Hannibal's game is coming off a screen and driving through traffic through the lane and scoring. He did that again at Kentucky (1/3) when his team needed it most.

Against the Wildcats he posted 12 points, playing 29 minutes off the bench, making 5-of-6 field goals to record 12 points and four assists. In his first start against Texas A&M (1/7), despite two early fouls, he was on the floor for 24 minutes, scoring nine points with five rebounds and four assists.

Against Auburn (1/18), Hannibal struggled to score inside but his constant driving to the rim allowed him to get fouled eight times. He made 10-of-12 free throws and finished with a game co-high of 16 points. He followed it with 10

SCORING BREAKDOWNS

| CLASS | PTS | PCT. |
|------------------------------|---------|------|
| Freshmen | 104 | 6.5 |
| Sophomores | 351 | 21.9 |
| Juniors | 452 | 28.3 |
| Seniors/Grads | 690 | 43.2 |
| SCORING | PTS | PCT. |
| Starters | 1147 | 71.8 |
| Bench | 450 | 28.2 |
| POINTS IN PAINT | PTS | APG |
| LSU | 668 | 27.8 |
| Opponents | 723 | 30.1 |
| POINTS OFF TO | PTS | APG |
| LSU | 290 | 12.1 |
| Opponents | 344 | 14.3 |
| SECOND CHANCE POINTS | PTS | APG |
| LSU | 244 | 10.2 |
| Opponents | 255 | 10.6 |
| BENCH SCORING | PTS | APG |
| LSU | 450 | 18.7 |
| Opponents | 388 | 16.2 |
| FT% LAST 4 MINUTES | OVERALL | PCT |
| LSU (30-39, .769, SEC) | 54-73 | .740 |
| Opponents (33-44, .750, SEC) | 61-85 | .718 |
| FG% LAST 4 MINUTES | OVERALL | PCT |
| LSU (29-77, .376, SEC) | 59-142 | .415 |
| Opponents (28-66, .424, SEC) | 51-121 | .421 |
| 3FG% LAST 4 MINUTES | OVERALL | PCT |
| LSU (9-27, .333, SEC) | 18-53 | .339 |
| Opponents (7-20, .350, SEC) | 11-43 | .255 |

DOUBLE FIGURE SCORING GAMES --

(64) -- KJ Williams 20, Adam Miller 13, Cam Hayes 10, Derek Fountain 10, Juice Hill 6, Trae Hannibal 6

DOUBLE DOUBLE -- KJ Williams 6,

Derek Fountain 3

20-POINT GAMES (Season) -- (11) --

KJ Williams (5) 33 (vs. Illinois State); 35 (vs. Wake Forest); 28 (vs. ETSU); 23 (at Kentucky); 23 (vs. Florida)

Adam Miller (4) 26 (vs. Ark. St.), 23 (vs. Akron); 26 (vs. Wofford), 20 (vs Texas Tech).

Cam Hayes (1) 25 (vs. Winthrop)
Derek Fountain (1) 26 (vs. Alabama)

OPENING JUMP BALL CONTROLLED

-- LSU 7, Opponents 17

SCORED FIRST LSU POINTS --

Wilkinson 3, KJ Williams 8, Miller 6, Hill 1, Hayes 4, J. Williams 1, Ward 1

PLAYERS SCORING IN DOUBLE FIGURES BY GAME

| | | | | | |
|---|---|---|----|---|--------|
| 0 | 1 | 2 | 3 | 4 | 5/more |
| 0 | 1 | 8 | 13 | 1 | 1 |

POINTS BY POSSESSION STATS

| OPPONENT | OFF PPP | DEF PPP |
|----------------|--------------|--------------|
| Kansas City | 1.072 | 0.851 |
| Arkansas St. | 1.000 | 0.825 |
| New Orleans | 1.282 | 0.849 |
| Illinois State | 1.000 | 0.813 |
| Akron | 0.984 | 0.935 |
| Kansas State | 0.894 | 0.897 |
| Wofford | 1.219 | 1.190 |
| UT Arlington | 0.984 | 0.952 |
| Wake Forest | 1.075 | 1.045 |
| NCCU | 1.015 | 0.864 |
| Winthrop | 1.348 | 1.157 |
| ETSU | 1.043 | 1.015 |
| Arkansas | 0.896 | 0.891 |
| Kentucky | 1.203 | 1.345 |
| Texas A&M | 0.903 | 1.095 |
| Florida | 0.836 | 1.063 |
| Alabama | 0.943 | 1.472 |
| Auburn | 0.778 | 1.098 |
| Tennessee | 0.903 | 1.283 |
| Arkansas | 0.645 | 1.000 |
| Texas Tech | 1.133 | 1.310 |
| Missouri | 1.085 | 1.299 |
| Alabama | 0.958 | 1.179 |
| Miss. State | 0.898 | 1.103 |

LSU Offensive PPP High: 1.348 vs.

Winthrop

LSU Offensive PPP Low: 0.645 vs. Ark.

LSU SEC Offensive PPP High: 1.203 vs. UK

LSU SEC Offensive PPP Low: 0.645 vs. Ark

Opp. Offensive PPP High: 1.472 by Ala.

Opp. Offensive PPP Low: 0.813 by Ill. St.

Opp. SEC Offensive PPP High: 1.472 by Ala.

Opp. SEC Offensive PPP Low: 0.891 by Ark

LAYUPS AND DUNKS

| OPPONENT | LSU | OPP. |
|----------------|-------|-------|
| Kansas City | 12-21 | 12-21 |
| Arkansas State | 9-22 | 12-21 |
| New Orleans | 16-22 | 13-20 |
| Illinois State | 16-22 | 14-21 |
| Akron | 8-13 | 6-11 |
| Kansas State | 11-14 | 13-19 |
| Wofford | 14-19 | 14-19 |
| UT Arlington | 8-21 | 15-28 |
| Wake Forest | 15-22 | 20-24 |
| NCCU | 18-28 | 11-22 |
| Winthrop | 16-23 | 18-29 |
| ETSU | 16-24 | 14-21 |
| Arkansas | 20-37 | 15-24 |
| Kentucky | 11-15 | 15-17 |
| Texas A&M | 5-14 | 20-22 |
| Florida | 11-22 | 14-18 |
| Alabama | 7-23 | 14-19 |
| Auburn | 7-24 | 11-21 |
| Tennessee | 15-22 | 12-16 |
| Arkansas | 9-22 | 14-20 |
| Texas Tech | 10-20 | 12-24 |
| Missouri | 13-25 | 15-22 |
| Alabama | 10-24 | 12-24 |
| Miss. State | 9-14 | 16-22 |

TOTALS **286-523** **357-524**
PCT. **54.7%** **68.1%**

IN SEC GMS **127-262** **170-249**
48.4% **68.2%**

in the Tennessee game (1/21) and hit four field goals with five rebounds for eight points at Arkansas (1/24).

Against Missouri (2/1), he was 3-of-5 from the field and 5-of-6 from the line for 11 points and his sixth double figure scoring game, fifth in league play.

In the last four games he played, Hannibal is 14-of-24 from the field.

Hannibal has averaged 20.8 minutes a game and is averaging 6.9 points, 4.3 rebounds and 2.5 assists per game. In the league, he is averaging 6.3 points.

Against Florida (1/10), he pulled down 12 rebounds, his career high in boards and his second double figure rebound game of his career.

Hannibal was a DNP against Alabama (2/4), coach's decision.

JUSTICE HILL

With Hill's return for the Texas Tech game (1/28), the depth at the guard position is helped for the LSU Tigers.

In his last two road games (at Mizzou, 2/1) and at Mississippi State (2/13), Hill showed his presence helps LSU has he played 35:30 at Mizzou and 29 minutes at Mississippi State.

Against Missouri, Hill had three treys and four assists to score his co-second high of the season of 13 points. At Mississippi State, he hit three field goals and a trey for seven points with two assists.

The Missouri game was his first double figure scoring game since the finals of the Cayman Island Classic against Kansas State on Nov. 23.

Justice Hill is in his third year of playing for Coach McMahon as he helped guide the Racers for two seasons, including last year when the team was 31-3.

Hill has posted seven games of five assists or more this season.

Justice Hill's fake of the defender and drive through an open lane was a game-winner for the Tigers against Wake Forest (12/10) with 1.2 seconds to play at Holiday Hoopsgiving.

He averages 3.2 assists a game with an assist-to-turnover ratio of 2.0. He has 67 assists and 33 turnovers. He is averaging 7.0 points this season at LSU.

SHAWN PHILLIPS

The freshman, saw his first action since Nov. 21 against Arkansas (12/28) and his longest stint of the season at that point with close to five minutes with an offensive rebound.

In the game against Alabama (1/14), he was on the court for some 13 minutes, scoring two points with four rebounds.

He did not dress against Arkansas (1/24) after an undisclosed injury but did dress against Texas Tech (1/28).

Phillips played over 10 minutes against Missouri (2/1) with two boards and a steal and played five minutes against Alabama (2/4), making both field goal attempts, including an alley oop dunk to finish with four points.

Against Mississippi State, he played 11 minutes with five rebounds, two blocks and a steal. He had a floater that was disallowed on a shot clock violation.

For the season, Phillips has played in 13 games, averaging 0.8 points and 1.2 rebounds.

TYRELL WARD

Dematha Catholic freshman Tyrell Ward started his first game of the season against Alabama (2/4), playing 20 minutes with two points and one assist and a steal.

Ward started again at Mississippi State (2/8) and played 24 minutes with two field goals including a three-pointer to score five points with two rebounds and four steals.

Ward has seen action in 14 games this season and against Florida (1/10), he made great contributions during his season high 17 minutes, making 2-of-3 from the arc. He made the most of 7:51 of playing time against Missouri (2/1), hitting 2-of-3 from the arc for six points, equaling his season time.

He is averaging 8.9 minutes a game and is averaging 1.9 points a game.

JALEN REED

The freshman from Jackson, Mississippi started the first eight games and returned to the starting lineup against Arkansas (1/24), where he played 28 minutes. He played 15 minutes off the bench against Texas Tech (1/28) with three points at the free throw line, three rebounds, and a block.

After playing just a combined eight minutes at Missouri and versus Alabama, he played 12 minutes at Mississippi State (2/8) and hit 3-of-4 field goals to score six points to go with three boards and an assist.

Against UNO (11/17) he scored eight points, hitting all three field goal attempts in 21 minutes. He added six rebounds and a steal in the game.

Against Tennessee, Reed played 22 minutes off the bench and had his season best of nine points, hitting 3-of-5 field goals and adding three free throws. He also had five rebounds in the game.

For the season, Reed is averaging 2.8 points and 2.9 rebounds. He was able to pull a season high of seven rebounds against Alabama in the first meeting (1/14).

Reed is the son of the late SEC star Justin Reed, who played at Ole Miss (2000-04).

JUSTICE WILLIAMS

After missing five games earlier in the season because of a sprained ankle, Justice Williams has earned his starts in this his sophomore season in the last seven games.

While not playing more than two minutes in games at Missouri and Alabama in starts, he did in between those two games played 28 minutes and had four points and four assists for LSU.

Williams played 31 minutes, had a career high six boards with seven points on 3-of-7 shooting with a three-pointer against Auburn (1/18) and then against Tennessee (1/21), he played a career-high 35 minutes, scoring five points with two rebounds and four assists. Against Arkansas (1/28), he had 7 points to go with two rebounds and two assists.

In the last eight games he is 8-of-9 at the free throw line.

He returned after missing the five games on Dec. 10 against Wake Forest.

Both years, he has struggled with injury problems at LSU. Last season, he missed the entire non-conference schedule as a freshman before being thrust into action due to other injuries at the start of conference play.

For the season, Williams is averaging 3.6 points and 1.5 rebounds to go with 1.6 assists.

KENDAL COLEMAN

Coleman played 11 minutes against Wofford (11/27), making both field goal attempts and 3-of-3 at the line to finish with seven points, his second highest total of the season.

In the next game against UTA (12/2), Coleman played 13 minutes, making 3-of-4 field goals to again score seven points with six rebounds.

Against NCCU, he made the most of his six-plus minutes, making both field goal attempts with a rebound and a block. It has been the case when asked, Coleman has made the most of his minutes. In the Winthrop game (12/17), Coleman made 2-of-4 from the field with five points and two blocks and for the second time this season grabbing seven rebounds.

Coleman had five points against Alabama (1/14) and has played 10 minutes in two-of-the-last-four games, while scoring nine points and going 3-of-8 from the field and 3-of-4 from the line.

The Northwestern State transfer is averaging 2.3 points and 2.1 rebounds
Coleman's season high at LSU was eight points versus Illinois St. in the Cayman Islands (11/21).

SHOT CLOCK VIOLATIONS

Last year, LSU was the Division I leader in shot clock violations drawn according to @CBBAnalytics with 38, four more than Richmond and Virginia in college basketball. The total so far this season is 17.

FIELD GOAL PERCENTAGE

Last year, LSU was 16-1 when opponents shot under 40 percent and LSU is 4-1 this year in that category as Kansas City (32.8%), Arkansas State (38.6%), Akron (25.9%), UTA (37.5%) and Florida (39.6%) have shot under 40 percent overall.

The Tigers are 56-3 since the start of the 2017-18 season when opponents shoot under 40 percent.

However, LSU was 6-10 last year when opponents shoot 40 percent or better from the field. LSU is 7-11 this season when teams shoot over 40 percent.

The Missouri game (2/1) was just the second game since the Jan. 3 game against Kentucky that the Tigers have shot better than 37 percent from the field. LSU shot 40.9 percent against Missouri (27-of-66) and 47.7 percent against Tennessee (21-of-44).

Against Alabama (1/14), Auburn (1/18) and at Arkansas (1/24), LSU shot no better than 29 percent in any of those games.

Offensively, the Tigers have won the last 17 games when shooting 50 percent or more in a game and LSU is 104-9 in the last 112 games when LSU shot 50 percent or better since the start of the 2007-08 season. The 50 percent games this season:

LSU vs. UNO (11/17) – 30-of-58, 51.7%

LSU vs. Wofford (11/27) – 28-of-53, 52.8%

LSU vs. Winthrop (12/17) – 35-of-64, 54.7%

FROM THE ARC

The Tigers last season shot just 31.6 percent from the arc and LSU has not shot over 35 percent from the arc since 2012-13 season.

And LSU is at 33.0 percent from the arc (172-of-522). LSU has made 34 threes the last four games, but was only 7-of-27 (25.9%) against Alabama (2/4) and 7-of-27 at Miss. State (2/8).

Opponents are now almost even with LSU in percentage at 32.7 percent (184-of-562).

LSU has hit double figure treys in five games for the season:

12 vs. UNO

10 vs. Wake Forest

11 vs. Winthrop

11 at Kentucky

11 at Missouri

THE MARAVICH CENTER

The Tigers are in their 52nd season of play in the Pete Maravich Assembly Center, originally known as the LSU Assembly Center until 1988 when the building was renamed by state government legislation following the untimely death of the star LSU player.

The Maravich Center is the fourth oldest continuous basketball arena in the league having hosted its first game in January 1972. Memorial Gym at Vanderbilt opened in 1952, Stegeman Coliseum at UGA in 1964 and Coleman Coliseum at Alabama opened in 1968.

LSU was 15-2 a year ago in the building and in 821 games the Tigers have an on-court record of 614-207 (74.9%) ... LSU is 283-163 in conference games (63.6%).

The loss to Florida on Jan. 10 ended a 13-game winning streak in the building by LSU.

ITS A FATHER AND SON THING

There are a couple of guys who knows something about the Southeastern Conference because their fathers played in the league with good success.

Director of Player Development Ronrico White's father, Tony, was an All-America at Tennessee. Tony White played from 1983 to 1987 at Tennessee.

Then there is freshman Jalen Reed from Jackson, Mississippi, whose late dad, Justin, was an All-America at Ole Miss and the SEC Freshman of the Year in 2001. Justin Reed was an All-SEC selection in each of his four years at Ole Miss, guiding the Rebels to a first ever "Sweet Sixteen" appearance for the program.

VALENTINE'S NIGHT IN GEORGIA FOR TIGERS

The Tigers play next on Feb. 14 at Georgia in the 8:30 p.m. ET contest (7:30 p.m. CT) game in Athens. The game will be broadcast on the LSU Sports Radio Network and the SEC Network. LSU is back home next Saturday for your early leadoff noon tilt on the SEC Network against South Carolina.

FALL 2022 LSU SIGNEES

Corey Chest, New Orleans, La. Link Academy, Brandon, Mo.

The four-star recruit will play this season at Link Academy in Brandon, Missouri. Chest (6-8, 210) played the 2021-22 season at Eleanor McMain High School in New Orleans. He is ranked No. 75 in the 247sports.com and 89 in their national composite rankings. He is listed No. 95 in the ESPN Top 100 for the class of 2023.

Chest was a Class 4A First Team All-State selection in Louisiana averaging 17 points, 10 rebounds, three assists and four blocks. McMain was 28-8 last season and reached the Class 4A title game each of the last two years.

This season, he is listed by 247sports as the No. 16-ranked power forward and No. 2 player in the state of Missouri. He was previously listed as the No. 1 player in the state of Louisiana for the class of 2023 at the end of the 2021-22 basketball season.

Chest also played in the NIKE EYBL circuit for team LIVOn-Fleur De Lis and played for former LSU star and NBA player, Randy Livingston.

Mike Williams, Baltimore, Md. Bishop Walsh HS

Williams, who will play for Bishop Walsh High School in Cumberland, Maryland, is listed at 6-3, 180 pounds and is listed at No. 96 in the nation by 247sports.com and 101 by On3.com.

Williams made a midseason switch to Bishop Walsh this past season which will play in the National Interscholastic Basketball Conference against some of the top schools in the country. In the 60th Alhambra Catholic Invitational Tournament, billed as the most prestigious Catholic high school tournament in the country, Williams averaged 16.7 points per game, 3.9 rebounds, 1.3 assists and 2.0 steals.

In the PrepHoops.com web site for Maryland, Williams is listed as the No. 4-ranked player in the state entering his senior season.

Williams was one of the prospects in the class to show great improvement this summer on the UAA Circuit with Team Thrill of Maryland which won Under Armour Association championship.



TRAE HANNIBAL

Guard · 6-2 · 215 · Senior · TR · Elliott, South Carolina (Murray State)

O

Top Performances

| | |
|---------|----------------------------|
| Points | |
| Season: | 19, vs. Arkansas, 12/28/22 |
| Career: | 20, at SE Mo. St., 2/26/22 |

| | |
|----------|--------------------------|
| Rebounds | |
| Season: | 12, vs. Florida, 1/10/23 |
| Career: | 12, vs. Florida, 1/10/22 |

| | |
|------------------|---------------------------|
| Field Goals Made | |
| Season: | 9, vs. Arkansas, 12/28/22 |
| Career: | 9, vs. Arkansas, 12/28/22 |

| | |
|--------------|---------------------------|
| 3 PT FG Made | |
| Season: | 1, vs. Arkansas, 12/28/22 |
| Career: | 2, twice |

| | |
|------------------|-------------------------|
| Free Throws Made | |
| Season: | 10, vs. Auburn, 1/18/23 |
| Career: | 10, vs. Auburn, 1/18/23 |

| | |
|---------|-----------------------------------|
| Assists | |
| Season: | 6, vs. Winthrop, 12/17/22 |
| Career: | 12, vs. Eastern Illinois, 1/20/22 |

| | |
|---------|---------------|
| Blocks | |
| Season: | 1, twice |
| Career: | 1, nine times |

| | |
|---------|-----------------------------|
| Steals | |
| Season: | 4, vs. Kansas St., 11/23/22 |
| Career: | 4, four times |

| | |
|----------------|-----------|
| Minutes Played | |
| Season: | 29, twice |

Top Career Scoring Games

1. 20 – at Southeast Missouri State, 1/29/22
2. 19 -- vs. Arkansas, 12/28/22
- 19 – vs. Middle Tennessee, 12/4/21
4. 18 – vs. San Francisco, 3/17/22
- 18 – vs. Tennessee Wesleyan, 12/15/21
6. 16 – vs. Auburn, 1/18/23
7. 15 – vs. Southeast Missouri State, 12/30/21
- 15 – vs. James Madison, 11/24/21
- 15 – at Georgia, 2/27/21
- 15 – vs. Missouri, 2/20/21

Complete bio

Senior Season (2022-23)

12 points in the rallying win over Wofford (11/27) ... 4-of-6 field goals most of points coming late when LSU was down five ... Played 23 minutes or more in last three games ... Six assists, no turnovers in win over Winthrop (12/17) ... Spectacular game against Arkansas, making 9-of-14 field goals and scoring 19 points, one off his career high ... Named SEC POW for his efforts against Arkansas ... Followed that up with a 12-point effort at UK (1/3), making 5-of-6 field goals with four assists ... Career high 12 rebounds against Florida (1/10), second double figure game of college career in rebounds ... After 16 against Auburn, goes back-to-back in double figures with 10 points against Tennessee (1/21), making 5-of-6 from the field ... Hannibal had his sixth double figure game, hitting 3-of-5 field goals and 5-of-6 free throws to score 11 with five assists at Missouri (2/1)

Hannibal's Game-by-Game Statistics

| 2022-23 | MIN | FG | 3FG | FT | REB | PF/D | A | TO | BLK | STL | PTS | +/- |
|----------------------|-------------------------|------|-----|-------|-----|------|---|----|-----|-----|-----|-----|
| OPPONENT | | | | | | | | | | | | |
| Kansas City | 19 | 1-3 | 0-0 | 5-9 | 8 | 3 | 2 | 2 | 0 | 1 | 7 | +5 |
| Arkansas State | 22 | 0-4 | 0-0 | 4-5 | 5 | 2 | 2 | 3 | 0 | 3 | 4 | +1 |
| UNO | 17 | 2-7 | 0-0 | 3-5 | 2 | 1 | 0 | 2 | 0 | 0 | 7 | +2 |
| vs. Illinois State | 14 | 0-2 | 0-0 | 0-0 | 4 | 3 | 4 | 3 | 0 | 0 | 0 | +7 |
| vs. Akron | 23 | 0-1 | 0-0 | 0-0 | 5 | 2 | 3 | 1 | 0 | 2 | 0 | +8 |
| vs. Kansas State | 28 | 1-1 | 0-0 | 0-0 | 5 | 2 | 4 | 1 | 0 | 4 | 2 | -8 |
| Wofford | 29 | 4-6 | 0-0 | 4-4 | 4 | 1 | 2 | 2 | 0 | 0 | 12 | +11 |
| UT Arlington | 20 | 1-3 | 0-0 | 5-7 | 4 | 3 | 4 | 4 | 1 | 0 | 7 | +12 |
| vs. Wake Forest | 4 | 0-2 | 0-0 | 0-0 | 0 | 1 | 0 | 0 | 0 | 0 | 0 | -6 |
| NC Central | 17 | 1-3 | 0-1 | 2-2 | 2 | 0 | 4 | 3 | 0 | 0 | 4 | +1 |
| Winthrop | 21 | 2-2 | 0-0 | 0-1 | 3 | 2 | 6 | 0 | 0 | 0 | 4 | +6 |
| East Tennessee State | 14 | 2-4 | 0-0 | 3-3 | 6 | 2 | 2 | 2 | 0 | 0 | 7 | 0 |
| Arkansas | 22 | 9-14 | 1-2 | 0-2 | 6 | 0 | 2 | 1 | 0 | 0 | 19 | +10 |
| at Kentucky | 29 | 5-6 | 0-0 | 2-4 | 3 | 2 | 4 | 4 | 0 | 1 | 12 | +5 |
| at Texas A&M | 24 | 2-9 | 0-0 | 5-9 | 5 | 3 | 4 | 3 | 9 | 2 | 9 | +1 |
| Florida | 28 | 1-6 | 0-0 | 2-2 | 12 | 2 | 3 | 4 | 0 | 2 | 4 | -14 |
| at Alabama | 16 | 1-2 | 0-0 | 0-0 | 6 | 1 | 3 | 0 | 0 | 0 | 2 | -23 |
| Auburn | 23 | 3-11 | 0-1 | 10-12 | 2 | 2 | 1 | 1 | 1 | 0 | 16 | -16 |
| Tennessee | 25 | 5-6 | 0-0 | 0-0 | 3 | 4 | 0 | 4 | 0 | 1 | 10 | -15 |
| at Arkansas | 19 | 4-10 | 0-0 | 0-0 | 5 | 0 | 0 | 1 | 0 | 0 | 0 | -17 |
| Texas Tech | 20 | 2-3 | 0-0 | 3-4 | 2 | 1 | 1 | 1 | 0 | 1 | 7 | -13 |
| at Missouri | 21 | 3-5 | 0-0 | 5-6 | 3 | 1 | 5 | 3 | 0 | 0 | 11 | -1 |
| Alabama | DNP -- Coach's Decision | | | | | | | | | | | |
| at Mississippi State | DND -- injury | | | | | | | | | | | |
| Texas A&M | | | | | | | | | | | | |
| at Georgia | | | | | | | | | | | | |
| South Carolina | | | | | | | | | | | | |
| Vanderbilt | | | | | | | | | | | | |
| at Ole Miss | | | | | | | | | | | | |
| Missouri | | | | | | | | | | | | |
| at Florida | | | | | | | | | | | | |
| SEC Tournament | | | | | | | | | | | | |

Hannibal's Career Stats

| YEAR | GP-GS | MIN/AVG | FG-FGA | PCT. | 3FG-FGA | PCT. | FT-FTA | PCT. | REB.-AVG | PF-FO | AST | TO | BLK | STL | PTS-AVG. |
|-------------------|-------|-----------|---------|------|---------|------|---------|------|----------|-------|-----|-----|-----|-----|----------|
| AT SOUTH CAROLINA | | | | | | | | | | | | | | | |
| 19-20 | 26-0 | 326/12.6 | 39-92 | .424 | 2-13 | .154 | 24-40 | .600 | 54-2.1 | 45-0 | 32 | 39 | 3 | 32 | 104-4.0 |
| 20-21 | 20-0 | 333/16.7 | 39-89 | .438 | 7-13 | .538 | 34-40 | .850 | 64-3.2 | 36-0 | 40 | 42 | 1 | 20 | 119- 6.0 |
| AT MURRAY STATE | | | | | | | | | | | | | | | |
| 21-22 | 34-1 | 744/21.9 | 108-208 | .519 | 4-13 | .308 | 94-131 | .718 | 173-5.1 | 53-2 | 84 | 65 | 3 | 40 | 314-9.2 |
| LSU | | | | | | | | | | | | | | | |
| 22-23 | 22-3 | 457/20.8 | 49-110 | .445 | 1-4 | .250 | 53-75 | .707 | 95-4.3 | 38-0 | 56 | 45 | 2 | 17 | 152-6.9 |
| TOTALS | 1-2-4 | 1861/18.2 | 235-499 | .471 | 14-43 | .326 | 205-286 | .717 | 386-3.8 | 172-2 | 212 | 191 | 9 | 109 | 689-6.8 |



CAM HAYES

Guard • 6-2 • 185 • Junior • TR • Greensboro, North Carolina (NC State)

1

Top Performances

| | |
|---------------|----------------------------|
| Points | |
| Season: | 25, vs. Winthrop, 12/17/22 |
| Career: | 25, vs. Winthrop, 12/17/22 |

| | |
|-----------------|------------------------|
| Rebounds | |
| Season: | 8, vs. Alabama, 2/4/23 |
| Career: | 8, vs. Alabama, 2/4/23 |

| | |
|-------------------------|---------------------------|
| Field Goals Made | |
| Season: | 8, vs. Winthrop, 12/17/22 |
| Career: | 8, vs. Winthrop, 12/17/22 |

| | |
|---------------------|---------------------------|
| 3 PT FG Made | |
| Season: | 4, vs. Winthrop, 12/17/22 |
| Career: | 4, three times |

| | |
|-------------------------|---------------------------------|
| Free Throws Made | |
| Season: | 5, vs. Winthrop, 12/17/22 |
| Career: | 8, vs. Louisiana Tech, 11/27/21 |

| | |
|----------------|------------------------------|
| Assists | |
| Season: | 6, vs. Wake Forest, 12/10/22 |
| Career: | 9, at Pittsburgh, 2/17/21 |

| | |
|---------------|---------------------------------|
| Blocks | |
| Season: | 1, three times |
| Career: | 2, vs. Texas Southern, 11/21/21 |

| | |
|---------------|---------------------------------|
| Steals | |
| Season: | 2, three times |
| Career: | 4, vs. Charleston So., 11/25/20 |

| | |
|-----------------------|--------------------------|
| Minutes Played | |
| Season: | 32, vs. Kentucky, 1/3/23 |

Top Career Scoring Games

- 25 -- vs. Winthrop, 12/17/22
- 20 -- at Notre Dame, 3/3/21
- 17 -- vs. UMass Lowell, 12/3/20
- 16 -- vs. North Carolina, 2/26/22
- 16 -- vs. Richmond, 12/17/21
- 16 -- vs. Oklahoma State, 11/17/21
- 16 -- at Virginia, 2/24/21
- 15 -- vs. Alabama, 2/4/23
- 15 -- vs. Louisville, 12/4/21
- 14 -- at Georgia Tech, 2/15/22
- 14 -- vs. Louisiana Tech, 11/27/21

Complete bio

Senior Season (2022-23)

Hayes has his first double figure game as a Tiger, scoring 13 points with three treys in 16 minutes vs. UNO (11/17) ... Back-to-back double figure games with 10 vs. Illinois State (11/21) ... For the second time, scored 13 points this year, playing 28 minutes, hitting 5-of-10 field goals with six assists and non turnovers ... Got his first LSU start against NCCU (12/13), playing 28 minutes and scoring season high 14 points ... Career high of 25 vs. Winthrop (12/17), making 8-of-11 field goals with four three-pointers ... Hit a big three-pointer and later three free throws to give LSU a chance at an upset at Kentucky (1/3) ... Scored 11-points with two assists ... Second straight double figure game in league play against Texas A&M (1/7) ... Hays, in 21 minutes had ninth double figure game with 10 points (4-7 FGs, 2 treys) with three assists, no turnovers vs. Missouri (2/1) ... Back-to-back double figure games with second highest game of the season (15) against Alabama (2/4) ... Also career high in rebounds (8).

Hayes' Game-by-Game Statistics

| 2022-23 | MIN | FG | 3FG | FT | REB | PF/D | A | TO | BLK | STL | PTS | +/- |
|----------------------|----------------------|------|------|-----|-----|------|---|----|-----|-----|-----|-----|
| OPPONENT | | | | | | | | | | | | |
| Kansas City | 2 | 0-0 | 0-0 | 0-0 | 0 | 1 | 0 | 0 | 0 | 0 | 0 | -3 |
| Arkansas State | DNP-Coach's Decision | | | | | | | | | | | |
| UNO | 16 | 5-7 | 3-5 | 0-0 | 0 | 1 | 3 | 1 | 1 | 0 | 13 | +13 |
| vs. Illinois State | 21 | 3-5 | 1-3 | 3-4 | 3 | 2 | 0 | 5 | 0 | 2 | 10 | +10 |
| vs. Akron | 16 | 1-3 | 1-1 | 4-5 | 1 | 2 | 3 | 1 | 0 | 1 | 7 | +5 |
| vs. Kansas State | 13 | 1-2 | 1-1 | 0-0 | 2 | 2 | 0 | 3 | 0 | 0 | 3 | -3 |
| Wofford | 14 | 1-3 | 0-0 | 1-2 | 1 | 1 | 2 | 0 | 1 | 1 | 3 | +16 |
| UT Arlington | 18 | 2-6 | 0-2 | 3-4 | 1 | 3 | 0 | 0 | 0 | 0 | 7 | +9 |
| vs. Wake Forest | 28 | 5-10 | 2-6 | 1-1 | 5 | 3 | 6 | 0 | 0 | 1 | 13 | +14 |
| NC Central | 28 | 6-10 | 2-5 | 0-0 | 7 | 0 | 2 | 1 | 0 | 2 | 14 | +9 |
| Winthrop | 31 | 8-11 | 4-6 | 5-6 | 1 | 0 | 4 | 1 | 0 | 2 | 25 | +15 |
| East Tennessee State | 19 | 1-3 | 0-2 | 0-0 | 0 | 2 | 3 | 3 | 0 | 0 | 2 | -2 |
| Arkansas | 27 | 2-7 | 0-3 | 0-0 | 5 | 0 | 3 | 0 | 0 | 1 | 4 | -7 |
| at Kentucky | 32 | 3-5 | 2-4 | 3-3 | 0 | 2 | 2 | 1 | 0 | 0 | 11 | +4 |
| at Texas A&M | 25 | 4-11 | 1-5 | 1-1 | 2 | 1 | 0 | 1 | 0 | 0 | 10 | -12 |
| Florida | DND-injury | | | | | | | | | | | |
| at Alabama | 20 | 4-6 | 2-3 | 0-0 | 1 | 2 | 2 | 0 | 0 | 0 | 10 | -21 |
| Auburn | 26 | 1-6 | 0-3 | 0-0 | 3 | 0 | 2 | 0 | 0 | 0 | 2 | -3 |
| Tennessee | 26 | 1-5 | 1-5 | 0-0 | 3 | 2 | 4 | 0 | 0 | 0 | 3 | -9 |
| at Arkansas | 15 | 0-4 | 0-1 | 0-0 | 4 | 0 | 0 | 1 | 0 | 0 | 0 | -9 |
| Texas Tech | 26 | 4-9 | 1-4 | 0-0 | 2 | 2 | 1 | 2 | 0 | 1 | 9 | +1 |
| at Missouri | 21 | 4-7 | 2-4 | 0-0 | 0 | 4 | 3 | 0 | 0 | 0 | 10 | -3 |
| Alabama | 28 | 4-14 | 3-10 | 4-4 | 8 | 4 | 1 | 2 | 1 | 0 | 15 | -9 |
| at Mississippi State | 27 | 1-6 | 1-3 | 1-2 | 2 | 3 | 3 | 1 | 0 | 1 | 4 | -2 |
| Texas A&M | | | | | | | | | | | | |
| at Georgia | | | | | | | | | | | | |
| South Carolina | | | | | | | | | | | | |
| Vanderbilt | | | | | | | | | | | | |
| at Ole Miss | | | | | | | | | | | | |
| Missouri | | | | | | | | | | | | |
| at Florida | | | | | | | | | | | | |
| SEC Tournament | | | | | | | | | | | | |

Hayes' Career Stats

| YEAR | GP-GS | MIN/AVG | FG-FGA | PCT. | 3FG-FGA | PCT. | FT-FTA | PCT. | REB.-AVG | PF-FO | AST | TO | BLK | STL | PTS-AVG. |
|--------------------|--------------|------------------|----------------|-------------|---------------|-------------|---------------|-------------|----------------|--------------|------------|------------|----------|-----------|----------------|
| AT NC STATE | | | | | | | | | | | | | | | |
| 20-21 | 23-14 | 540/23.5 | 61-158 | .386 | 28-77 | .364 | 30-41 | .732 | 55-2.4 | 36-1 | 72 | 46 | 1 | 29 | 180-7.8 |
| 21-22 | 32-13 | 674/21.1 | 80-239 | .335 | 25-100 | .250 | 38-49 | .776 | 74-2.3 | 45-1 | 67 | 45 | 4 | 25 | 223-7.0 |
| AT LSU | | | | | | | | | | | | | | | |
| 22-23 | 22-10 | 481/21.9 | 61-140 | .436 | 27-76 | .355 | 26-32 | .813 | 51-2.3 | 37-0 | 44 | 23 | 3 | 12 | 175-8.0 |
| TOTALS | 77-37 | 1696/22.0 | 202-537 | .376 | 80-253 | .316 | 94-122 | .770 | 180-2.3 | 118-2 | 183 | 114 | 8 | 66 | 578-7.5 |



JUSTICE HILL

Guard · 6-0 · 175 · Senior · TR · Little Rock, Arkansas (Murray State)

3

Top Performances

| | |
|---------|-------------------------|
| Points | |
| Season: | 14, vs. Akron, 11/21/22 |
| Career: | 36, at Belmont, 1/15/22 |

Rebounds

| | |
|---------|------------------------------|
| Season: | 4, twice |
| Career: | 10, vs. Greenville, 11/29/20 |

Field Goals Made

| | |
|---------|-----------------------------|
| Season: | 5, vs. Ark. State, 11/12/22 |
| Career: | 10, at Belmont, 1/15/22 |

3 PT FG Made

| | |
|---------|------------------------|
| Season: | 3, four times |
| Career: | 8, at Belmont, 1/15/22 |

Free Throws Made

| | |
|---------|-----------------------------|
| Season: | 4, vs. Kansas City, 11/9/22 |
| Career: | 8, at Belmont, 1/15/22 |

Assists

| | |
|---------|------------------------------|
| Season | 7, vs.Kansas City, 11/9/22 |
| Career: | 11, vs. Greenville, 11/29/20 |

Blocks

| | |
|---------|-----------------------------|
| Season: | 1, vs. Winthrop, 12/17/22 |
| Career: | 2, vs. St. Peter's, 3/19/22 |

Steals:

| | |
|---------|-----------------------------|
| Season: | 4, vs. Kansas City, 11/9/22 |
| Career | 4, vs. Kansas City, 11/9/22 |

Minutes Played

| | |
|--------|------------------------------|
| Season | 36, vs. Kansas St., 11/23/22 |
|--------|------------------------------|

Top Career Scoring Games

- 36, at Belmont, 1/15/22
- 26, vs. Southeast Missouri State, 12/30/21
- 21, vs. Morehead State, 3/5/22
- 20, at Tennessee Tech, 1/27/22
- 20, at Memphis, 12/20/21
- 19, vs. St. Peter's, 3/19/22
- 19, vs. Morehead State, 1/29/22
- 18, vs. SIUE, 2/5/22
- 18, vs. Chattanooga, 12/18/21
- 18, vs. Middle Tennessee, 12/4/21

[Complete bio](#)

Senior Season (2022-23)

Hill opens up his LSU portion of his career with 13 points, 7 assists, 4 steals in 31 minutes against Kansas City (11/9) ... Season high of 14 points against Akron (11/22) ... Made the game-winning layup with 2.1 seconds left to win the Wake Forest game (12/10) also including six assists, no turnovers ... Played 35 minutes off the bench and scored 13 points, first double figure game since Nov. 23, at Missouri, 2/1/23 ... Hit three treys with four assists.

Hill's Game-by-Game Statistics

| 2022-23 | MIN | FG | 3FG | FT | REB | PF/D | A | TO | BLK | STL | PTS | +/- |
|----------------------|-----|------|------|-----|-----|------|---|----|-----|-----|-----|-----|
| OPPONENT | | | | | | | | | | | | |
| Kansas City | 31 | 4-9 | 1-5 | 4-5 | 4 | 3 | 7 | 3 | 0 | 4 | 13 | +15 |
| Arkansas State | 31 | 5-13 | 1-4 | 0-1 | 4 | 0 | 3 | 1 | 0 | 0 | 11 | +8 |
| UNO | 26 | 4-9 | 3-5 | 1-2 | 2 | 1 | 5 | 2 | 0 | 3 | 12 | +32 |
| vs. Illinois State | 29 | 1-9 | 0-1 | 2-2 | 1 | 1 | 5 | 1 | 0 | 1 | 4 | +14 |
| Akron | 26 | 5-11 | 0-3 | 4-4 | 2 | 2 | 3 | 0 | 0 | 0 | 14 | +4 |
| vs. Kansas State | 36 | 4-15 | 2-6 | 2-6 | 2 | 1 | 2 | 4 | 0 | 2 | 12 | 0 |
| Wofford | 26 | 3-9 | 0-3 | 0-0 | 0 | 1 | 2 | 0 | 0 | 1 | 6 | -15 |
| UT Arlington | 26 | 1-5 | 0-2 | 1-2 | 2 | 0 | 5 | 1 | 0 | 1 | 3 | -9 |
| vs. Wake Forest | 24 | 2-6 | 0-0 | 0-0 | 1 | 1 | 6 | 0 | 0 | 0 | 4 | -5 |
| NC Central | 26 | 3-11 | 1-5 | 0-0 | 0 | 0 | 4 | 2 | 0 | 2 | 7 | 0 |
| Winthrop | 27 | 3-7 | 3-5 | 0-0 | 3 | 1 | 3 | 1 | 1 | 0 | 9 | -4 |
| East Tennessee State | 35 | 3-11 | 3-7 | 0-2 | 2 | 1 | 5 | 1 | 0 | 1 | 9 | +5 |
| Arkansas | 19 | 1-5 | 0-3 | 0-3 | 2 | 1 | 1 | 1 | 0 | 0 | 2 | -6 |
| at Kentucky | 13 | 0-3 | 0-1 | 0-0 | 1 | 0 | 0 | 1 | 0 | 0 | 0 | -13 |
| at Texas A&M | 29 | 2-4 | 2-4 | 0-0 | 1 | 1 | 2 | 5 | 0 | 5 | 6 | -13 |
| Florida | 30 | 1-9 | 1-7 | 0-0 | 5 | 2 | 6 | 3 | 0 | 1 | 3 | -5 |
| at Alabama | 18 | 1-7 | 1-5 | 0-0 | 2 | 0 | 0 | 1 | 0 | 0 | 3 | -19 |
| Auburn | DND | | | | | | | | | | | |
| Tennessee | DND | | | | | | | | | | | |
| at Arkansas | DND | | | | | | | | | | | |
| Texas Tech | 9 | 1-3 | 1-2 | 0-0 | 0 | 0 | 1 | 2 | 0 | 0 | 3 | -8 |
| at Missouri | 35 | 4-15 | 3-11 | 2-2 | 2 | 0 | 4 | 3 | 0 | 1 | 13 | 0 |
| Alabama | 14 | 2-8 | 1-3 | 0-0 | 1 | 1 | 1 | 0 | 0 | 0 | 5 | -16 |
| at Mississippi State | 29 | 3-8 | 1-4 | 0-0 | 1 | 0 | 2 | 1 | 1 | 0 | 7 | -1 |
| Texas A&M | | | | | | | | | | | | |
| at Georgia | | | | | | | | | | | | |
| South Carolina | | | | | | | | | | | | |
| Vanderbilt | | | | | | | | | | | | |
| at Ole Miss | | | | | | | | | | | | |
| Missouri | | | | | | | | | | | | |
| at Florida | | | | | | | | | | | | |
| SEC Tournament | | | | | | | | | | | | |

Hill's Career Stats

| YEAR | GP-GS | MIN/AVG | FG-FGA | PCT. | 3FG-FGA | PCT. | FT-FTA | PCT. | REB.-AVG | PF-FO | AST | TO | BLK | STL | PTS-AVG. |
|-----------------|-------|-----------|---------|------|---------|------|--------|------|----------|-------|-----|-----|-----|-----|----------|
| AT MURRAY STATE | | | | | | | | | | | | | | | |
| 20-21 | 26-10 | 572/22.0 | 56-155 | .361 | 22-70 | .314 | 13-21 | .619 | 52-2.0 | 39-1 | 93 | 44 | 2 | 19 | 147-5.7 |
| 21-22 | 34-34 | 1060/31.2 | 163-378 | .431 | 63-176 | .358 | 67-90 | .744 | 77-2.3 | 45-0 | 173 | 65 | 4 | 37 | 456 13.4 |
| AT LSU | | | | | | | | | | | | | | | |
| 22-23 | 21-16 | 540/25.7 | 53-177 | .299 | 24-86 | .279 | 16-29 | .552 | 38-1.8 | 17-0 | 67 | 33 | 2 | 22 | 146-7.0 |
| TOTALS | 81-60 | 2172/26.8 | 272-710 | .383 | 109-332 | .328 | 96-140 | .686 | 167-2.1 | 101-1 | 333 | 142 | 8 | 78 | 749-9.2 |



KENDAL COLEMAN

Center · 6-8 · 230 · Junior · TR · Shreveport, Louisiana (Northwestern State)

4

Top Performances

| | |
|---------------|---------------------------------|
| Points | |
| Season: | 8, vs. Illinois State, 11/21/22 |
| Career: | 25, vs. UIW, 1/27/22 |

| | |
|-----------------|------------------------------|
| Rebounds | |
| Season: | 7, twice |
| Career: | 20, vs. Southeastern, 3/5/22 |

| | |
|-------------------------|---------------------------------|
| Field Goals Made | |
| Season: | 4, vs. Illinois State, 11/21/22 |
| Career: | 11, vs. UIW, 1/27/22 |

| | |
|---------------------|--|
| 3 PT FG Made | |
| Season: | |
| Career: | |

| | |
|-------------------------|-----------------------------------|
| Free Throws Made | |
| Season: | 3, twice |
| Career: | 8, at A&M Corpus Christi, 2/19/22 |

| | |
|----------------|--------------------|
| Assists | |
| Season: | |
| Career: | 4, at UNO, 1/22/22 |

| | |
|---------------|---------------------------------|
| Blocks | |
| Season: | 2, twice |
| Career: | 5, at Houston Christian, 2/3/22 |

| | |
|---------------|----------------------|
| Steals | |
| Season: | 2, vs. UNO, 11/17/22 |
| Career: | 3, twice |

| | |
|-----------------------|-----------------------|
| Minutes Played | |
| Season: | 17, vs. UNO, 11/17/22 |

Top Career Scoring Games

| | |
|----|--------------------------------------|
| 1. | 25, vs. UIW, 1/27/22 |
| 2. | 22, at Tulsa, 11/10/21 |
| 3. | 21, vs. McNeese, 2/12/22 |
| 4. | 20, at UIW, 2/17/22 |
| 4. | 20, vs. UNO, 1/8/22 |
| 4. | 20, at SMU, 11/15/21 |
| 7. | 19, vs. Nicholls, 2/24/22 |
| 7. | 19, at UNO, 1/22/22 |
| 7. | 19, vs. Champion Christian, 11/13/21 |
| 7. | 19, at Oklahoma, 11/9/21 |

Complete bio

Junior Season (2022-23)

Scored eight in Cayman Islands opener vs. Illinois State in just under 10 minutes of action (11/21) ... Coleman with a solid 12-minutes against Wofford (11/27) making both field goals and all three free throws to score seven points ... Seven points again against UT Arlington, playing 13 minutes off the bench ...

Coleman's Game-by-Game Statistics

| 2022-23 | MIN | FG | 3FG | FT | REB | PF/D | A | TO | BLK | STL | PTS | +/- |
|----------------------|----------------------|-----|-----|-----|-----|------|---|----|-----|-----|-----|-----|
| OPPONENT | | | | | | | | | | | | |
| Kansas City | 5 | 0-1 | 0-0 | 0-0 | 2 | 0 | 0 | 0 | 0 | 0 | 0 | +4 |
| Arkansas State | 7 | 0-1 | 0-0 | 0-0 | 2 | 1 | 0 | 1 | 0 | 0 | 0 | -2 |
| UNO | 17 | 2-2 | 0-0 | 0-1 | 7 | 3 | 0 | 1 | 2 | 2 | 4 | +6 |
| vs. Illinois State | 9 | 4-5 | 0-0 | 0-0 | 3 | 0 | 0 | 0 | 1 | 0 | 8 | -6 |
| vs. Akron | 9 | 0-1 | 0-0 | 0-0 | 0 | 3 | 0 | 0 | 0 | 1 | 0 | -1 |
| vs. Kansas State | 4 | 0-1 | 0-0 | 0-0 | 2 | 0 | 0 | 0 | 1 | 0 | 0 | -1 |
| Wofford | 11 | 2-2 | 0-0 | 3-3 | 2 | 1 | 0 | 2 | 0 | 0 | 7 | +1 |
| UT Arlington | 13 | 3-4 | 0-0 | 1-2 | 6 | 1 | 1 | 0 | 0 | 1 | 7 | -4 |
| vs. Wake Forest | 3 | 0-0 | 0-0 | 0-0 | 0 | 2 | 0 | 0 | 0 | 0 | 0 | -6 |
| NC Central | 6 | 2-2 | 0-0 | 0-0 | 1 | 0 | 0 | 0 | 1 | 0 | 4 | +4 |
| Wlnthrop | 12 | 2-4 | 0-0 | 1-2 | 7 | 2 | 0 | 1 | 2 | 0 | 5 | 0 |
| East Tennessee State | 4 | 0-1 | 0-0 | 0-0 | 1 | 3 | 0 | 0 | 0 | 0 | 0 | +4 |
| Arkansas | 3 | 0-0 | 0-0 | 0-0 | 0 | 0 | 0 | 0 | 0 | 0 | 0 | 0 |
| at Kentucky | 2 | 0-0 | 0-0 | 0-0 | 0 | 1 | 0 | 0 | 0 | 0 | 0 | -3 |
| at Texas A&M | 8 | 0-1 | 0-0 | 0-0 | 3 | 1 | 0 | 0 | 1 | 0 | 0 | -2 |
| Florida | 11 | 2-3 | 0-0 | 0-0 | 1 | 2 | 0 | 0 | 0 | 0 | 4 | -7 |
| at Alabama | 10 | 1-4 | 0-0 | 3-4 | 3 | 3 | 0 | 0 | 0 | 0 | 5 | -3 |
| Auburn | 6 | 0-0 | 0-0 | 1-2 | 1 | 1 | 0 | 0 | 0 | 0 | 1 | -1 |
| Tennessee | 10 | 1-1 | 0-0 | 2-4 | 2 | 1 | 0 | 0 | 0 | 0 | 4 | 0 |
| at Arkansas | 7 | 0-1 | 0-0 | 0-0 | 1 | 1 | 2 | 0 | 2 | 0 | 0 | -1 |
| Texas Tech | 9 | 0-1 | 0-0 | 0-0 | 1 | 0 | 1 | 0 | 0 | 0 | 0 | -16 |
| at Missouri | DNP-Coach's Decision | | | | | | | | | | | |
| Alabama | DNP-Coach's Decision | | | | | | | | | | | |
| at Mississippi State | DNP-Coach's Decision | | | | | | | | | | | |
| Texas A&M | | | | | | | | | | | | |
| at Georgia | | | | | | | | | | | | |
| South Carolina | | | | | | | | | | | | |
| Vanderbilt | | | | | | | | | | | | |
| at Ole Miss | | | | | | | | | | | | |
| Missouri | | | | | | | | | | | | |
| at Florida | | | | | | | | | | | | |
| SEC Tournament | | | | | | | | | | | | |

Coleman's Career Stats

| YEAR | GP-GS | MIN/AVG | FG-FGA | PCT. | 3FG-FGA | PCT. | FT-FTA | PCT. | REB-AVG | PF-FO | AST | TO | BLK | STL | PTS-AVG. |
|------------------------------|--------------|------------------|----------------|-------------|------------|-------------|----------------|-------------|----------------|--------------|-----------|-----------|-----------|-----------|----------------|
| AT NORTHWESTERN STATE | | | | | | | | | | | | | | | |
| 20-21 | 29-0 | 498/17.2 | 82-174 | .471 | 0-1 | .000 | 32-46 | .696 | 188-6.5 | 46-0 | 8 | 28 | 33 | 12 | 196-6.8 |
| 21-22 | 30-30 | 860/28.7 | 203-372 | .546 | 0-1 | .000 | 57-98 | .582 | 304-10.1 | 63-1 | 20 | 57 | 40 | 30 | 463-15.4 |
| AT LSU | | | | | | | | | | | | | | | |
| 22-23 | 21-0 | 169/8.1 | 19-35 | .543 | 0-0 | .000 | 11-18 | .611 | 45-2.1 | 27-0 | 2 | 7 | 8 | 4 | 49-2.3 |
| Totals | 80-30 | 1527/19.1 | 304-581 | .523 | 0-2 | .000 | 100-162 | .617 | 537-6.7 | 136-1 | 30 | 92 | 81 | 46 | 708-8.9 |



JUSTICE WILLIAMS

Guard · 6-4 · 175 · Sophomore · 1L · Philadelphia, Pennsylvania (Montverde Academy)

11

Top Performances

Points
Season: 9, at Alabama, 1/14/23
Career: 9, at Alabama, 1/14/23

Rebounds
Season: 6, vs. Auburn, 1/18/23
Career: 6, vs. Auburn, 1/18/23

Field Goals Made
Season: 3, twice
Career: 3, twice

3 PT FG Made
Season: 1, four times
Career: 1, six times

Free Throws Made
Season: 6, at Alabama, 1/14/23
Career: 6, at Alabama, 1/14/23

Assists
Season: 5, at Alabama, 1/14/23
Career: 5, at Alabama, 1/14/23

Blocks
Season:
Career: 1, twice

Steals:
Season: 2, vs. NCCU, 12/13/22
Career: 2, four times

Minutes Played
Season: 35, vs. Tennessee, 1/21/23

Top Career Scoring Games

- 9, at Alabama, 1/14/23
- 7, at Arkansas, 1/24/23
- 7, vs. Auburn, 1/18/23
- 7, vs. Kansas City, 11/9/22
- 7, at Auburn, 12/29/21
- 5, vs. Tennessee, 1/21/23
- 5, vs. Wake Forest, 12/10/22
- 5, vs. UNO, 11/17/22
- 5, vs. Ole Miss, 2/1/22
- 4, five times

Complete bio

Sophomore Season (2022-23)

Equaled career points total with 7 vs. Kansas City (11/9) ... Returned after ankle injury to play 17 minutes and score five points with two assists against Wake Forest (12/10) ... Career best nine points in 20 minutes, 6-6 at the free throw line (1/14) ... First start of season at Auburn, played 31 minutes 7 points (1/18).

J. Williams' Game-by-Game Statistics

| 2022-23 | MIN | FG | 3FG | FT | REB | PF/D | A | TO | BLK | STL | PTS | +/- |
|----------------------|--------|--------|-----|-----|-----|------|---|----|-----|-----|-----|-----|
| OPPONENT | | | | | | | | | | | | |
| Kansas City | 12 | 3-4 | 0-0 | 1-3 | 4 | 1 | 2 | 2 | 0 | 0 | 7 | -1 |
| Arkansas State | 9 | 0-0 | 0-0 | 0-0 | 0 | 1 | 0 | 0 | 0 | 1 | 0 | 1 |
| UNO | 8 | 2-4 | 0-1 | 1-2 | 0 | 0 | 1 | 1 | 0 | 0 | 5 | 6 |
| vs. Illinois State | DND -- | injury | | | | | | | | | | |
| vs. Akron | DND -- | injury | | | | | | | | | | |
| vs. Kansas State | DND -- | injury | | | | | | | | | | |
| Wofford | DND -- | injury | | | | | | | | | | |
| UT Arlington | DND -- | injury | | | | | | | | | | |
| vs. Wake Forest | 17 | 2-6 | 0-3 | 1-2 | 1 | 2 | 2 | 1 | 0 | 1 | 5 | +10 |
| NC Central | 17 | 1-4 | 0-3 | 0-2 | 1 | 0 | 1 | 0 | 0 | 2 | 2 | +10 |
| Wlnthrop | 10 | 2-3 | 0-1 | 0-1 | 0 | 0 | 1 | 1 | 0 | 0 | 4 | +1 |
| East Tennessee State | 15 | 1-3 | 0-2 | 0-0 | 1 | 0 | 0 | 1 | 0 | 1 | 2 | +5 |
| Arkansas | 12 | 2-4 | 0-0 | 0-0 | 0 | 1 | 0 | 2 | 0 | 1 | 4 | +9 |
| at Kentucky | 11 | 1-4 | 0-1 | 0-0 | 2 | 1 | 1 | 0 | 0 | 0 | 2 | -4 |
| at Texas A&M | 11 | 1-3 | 1-3 | 0-0 | 0 | 1 | 1 | 0 | 0 | 0 | 3 | -3 |
| Florida | 13 | 0-1 | 0-1 | 0-0 | 1 | 1 | 1 | 1 | 0 | 0 | 0 | -6 |
| at Alabama | 20 | 1-4 | 1-1 | 6-6 | 1 | 1 | 5 | 1 | 0 | 0 | 9 | -20 |
| Auburn | 31 | 3-7 | 1-1 | 0-0 | 6 | 3 | 1 | 1 | 0 | 0 | 7 | -14 |
| Tennessee | 35 | 1-3 | 1-1 | 2-2 | 2 | 0 | 4 | 2 | 0 | 1 | 5 | -14 |
| at Arkansas | 32 | 3-9 | 0-1 | 1-2 | 2 | 3 | 2 | 1 | 0 | 0 | 7 | -7 |
| Texas Tech | 31 | 1-8 | 0-4 | 0-0 | 5 | 1 | 4 | 2 | 0 | 1 | 2 | 0 |
| at Missouri | 2 | 0-0 | 0-0 | 0-0 | 0 | 0 | 0 | 0 | 0 | 0 | 0 | -8 |
| Alabama | 28 | 2-8 | 0-2 | 0-0 | 2 | 1 | 4 | 2 | 0 | 0 | 4 | +2 |
| at Mississippi State | 1 | 0-0 | 0-0 | 0-0 | 0 | 0 | 0 | 2 | 0 | 0 | 0 | -7 |
| Texas A&M | | | | | | | | | | | | |
| at Georgia | | | | | | | | | | | | |
| South Carolina | | | | | | | | | | | | |
| Vanderbilt | | | | | | | | | | | | |
| at Ole Miss | | | | | | | | | | | | |
| Missouri | | | | | | | | | | | | |
| at Florida | | | | | | | | | | | | |
| SEC Tournament | | | | | | | | | | | | |

J. Williams' Career Stats

| YEAR | GP-GS | MIN/AVG | FG-FGA | PCT. | 3FG-FGA | PCT. | FT-FTA | PCT. | REB.-AVG | PF-FO | AST | TO | BLK | STL | PTS-AVG. |
|--------|-------|----------|--------|------|---------|------|--------|------|----------|-------|-----|----|-----|-----|----------|
| 21-22 | 20-1 | 212/10.6 | 11-40 | .275 | 2-11 | .182 | 10-12 | .833 | 16-0.8 | 11-0 | 13 | 9 | 2 | 11 | 34-1.7 |
| 22-23 | 19-7 | 317/16.7 | 26-75 | .347 | 4-25 | .160 | 12-20 | .600 | 28-1.5 | 18-0 | 30 | 20 | 0 | 8 | 68-3.6 |
| TOTALS | 39-8 | 529/13.6 | 37-115 | .322 | 6-36 | .167 | 22-32 | .688 | 44-1.1 | 29-0 | 43 | 29 | 2 | 19 | 102-2.6 |



KJ WILLIAMS

Forward • 6-10 • 250 • 5th Year Senior • TR • Cleveland, Mississippi (Murray State)

12

Top Performances

| | |
|---------|-------------------------------|
| Points | |
| Season: | 35, vs. WF, 12/10/22 |
| Career: | 39, at Tennessee St., 2/10/22 |

| | |
|----------|------------------------------|
| Rebounds | |
| Season: | 14, vs. Kansas City, 11/9/22 |
| Career: | 16, four times |

| | |
|------------------|-------------------------------|
| Field Goals Made | |
| Season: | 14, vs. Wake Forest, 12/10/22 |
| Career: | 15, at Tennessee St., 2/10/22 |

| | |
|--------------|------------------------------|
| 3 PT FG Made | |
| Season: | 7, vs. Wake Forest, 12/10/22 |
| Career: | 7, vs. Wake Forest, 12/10/22 |

| | |
|------------------|---------------------------|
| Free Throws Made | |
| Season: | 6, twice |
| Career: | 9, vs. UT Martin, 1/22/22 |

| | |
|---------|---------------------------|
| Assists | |
| Season: | 3, twice |
| Career: | 4, vs. SE Mo. St., 1/4/20 |

| | |
|---------|-----------------------------|
| Blocks | |
| Season: | 3, vs. Kansas City, 11/9/22 |
| Career: | 3, seven times |

| | |
|---------|----------------|
| Steals | |
| Season: | 3, three times |
| Career: | 4, six times |

| | |
|----------------|------------------------------|
| Minutes Played | |
| Season | 38, vs. Kansas City, 11/9/22 |

Top Career Scoring Games

- 39 – at Tennessee State, 2/10/22
- 35 -- vs. Wake Forest, 12/10/22
- 33 -- vs. Illinois State, 11/21/22
- 33 – vs. UT Martin, 1/22/22
- 32 – vs. Cumberland, 11/9/21
- 30 – vs. Belmont, 2/24/22
- 29 – vs. Southeast Missouri State, 3/4/22
- 29 – vs. Long Beach, 11/23/21
- 28 -- vs. ETSU, 12/21/22
- 28 – at SIUE, 2/15/22

Complete bio

5th Year Senior Season (2022-23)

Posted his 28th career double double in his opening game at LSU with 13 points and 14 rebounds against Kansas City (11/9) ... Named all-tournament at the Cayman Islands Classic, averaged 23.0 points per game, making 27-of-45 field goals, averaging 7.7 rebounds ... Scored 33 points in the first game against Illinois State (11/21) ... All-tournament selection for Cayman Islands Classic (games vs. Illinois State, Akron, K-State) ... Williams posted the second highest scoring game of his career with 35 points against Wake Forest (12/10), hitting a season best 14 field goals, including 7 treys and also recurring his 30th career double double ... Following it up iwth an 18-12 game against NCCU (12/13) ... Williams has a game high 23 points with four treys against Kentucky (1/3) ... Record his 1,000th career rebound late in the first half against A&M (1/7) ... Will enter Tennessee game 11 points shy of 2000 career points after 16 against Auburn (1/18) ... His 2,000th career point came on a three-epointer with 17:40 to play against Tennessee (1/21) ... sixth double double of the season at Missouri with 15 points and 11 rebounds ... Made 6-of-10 field goals with one trey.

KJ Williams' Game-by-Game Statistics

| 2022-23 | | MIN | FG | 3FG | FT | REB | PF/D | A | TO | BLK | STL | PTS | +/- |
|----------------------|--|-----|-------|-----|-----|-----|------|---|----|-----|-----|-----|-----|
| OPPONENT | | | | | | | | | | | | | |
| Kansas City | | 38 | 5-13 | 0-2 | 3-4 | 14 | 3-0 | 0 | 4 | 3 | 1 | 13 | +13 |
| Arkansas State | | 24 | 6-12 | 3-5 | 0-0 | 4 | 2 | 1 | 1 | 1 | 1 | 15 | +8 |
| UNO | | 19 | 3-5 | 1-2 | 0-0 | 4 | 2 | 0 | 3 | 0 | 3 | 7 | +24 |
| vs. Illinois State | | 30 | 13-19 | 1-4 | 6-6 | 8 | 4 | 3 | 1 | 1 | 2 | 33 | +25 |
| vs. Akron | | 31 | 6-13 | 2-4 | 5-6 | 5 | 3 | 0 | 0 | 1 | 3 | 19 | +16 |
| vs. Kansas State | | 36 | 8-13 | 0-1 | 1-2 | 10 | 3 | 1 | 2 | 1 | 1 | 17 | -1 |
| Wofford | | 35 | 6-12 | 1-4 | 2-2 | 5 | 2 | 1 | 2 | 0 | 1 | 15 | +5 |
| UT Arlington | | 34 | 6-14 | 2-3 | 0-0 | 9 | 1 | 1 | 1 | 0 | 2 | 14 | +1 |
| vs. Wake Forest | | 36 | 14-21 | 7-9 | 0-2 | 10 | 3 | 1 | 2 | 1 | 1 | 35 | +8 |
| NC Central | | 31 | 7-13 | 1-3 | 3-3 | 12 | 2 | 2 | 2 | 2 | 1 | 18 | +8 |
| Winthrop | | 24 | 8-14 | 2-4 | 0-0 | 6 | 3 | 0 | 2 | 1 | 1 | 18 | +11 |
| East Tennessee State | | 36 | 11-18 | 3-5 | 3-4 | 12 | 2 | 3 | 1 | 0 | 3 | 28 | 0 |
| Arkansas | | 33 | 3-7 | 2-5 | 0-0 | 5 | 3 | 0 | 2 | 1 | 2 | 8 | +1 |
| at Kentucky | | 36 | 8-13 | 4-6 | 3-3 | 3 | 3 | 2 | 1 | 1 | 0 | 23 | -1 |
| at Texas A&M | | 37 | 2-6 | 0-2 | 6-6 | 8 | 2 | 2 | 0 | 1 | 2 | 10 | -8 |
| Florida | | 34 | 8-20 | 1-9 | 6-8 | 7 | 2 | 0 | 1 | 0 | 0 | 23 | -15 |
| at Alabama | | 18 | 4-12 | 2-3 | 0-0 | 1 | 4 | 0 | 2 | 0 | 0 | 10 | -26 |
| Auburn | | 35 | 7-15 | 2-5 | 0-1 | 8 | 0 | 0 | 3 | 2 | 2 | 16 | -12 |
| Tennessee | | 29 | 7-16 | 2-6 | 0-1 | 4 | 2 | 0 | 1 | 0 | 0 | 16 | -21 |
| at Arkansas | | 38 | 2-10 | 0-1 | 5-7 | 11 | 1 | 1 | 2 | 2 | 2 | 9 | -20 |
| Texas Tech | | 34 | 5-18 | 2-5 | 2-3 | 9 | 4 | 1 | 0 | 2 | 1 | 14 | -1 |
| at Missouri | | 33 | 6-10 | 1-3 | 2-2 | 11 | 3 | 1 | 0 | 2 | 0 | 15 | -18 |
| Alabama | | 34 | 2-9 | 0-2 | 4-6 | 8 | 1 | 0 | 3 | 3 | 2 | 8 | -2 |
| at Mississippi State | | 29 | 4-7 | 2-4 | 1-2 | 5 | 4 | 1 | 0 | 0 | 0 | 11 | -4 |
| Texas A&M | | | | | | | | | | | | | |
| at Georgia | | | | | | | | | | | | | |
| South Carolina | | | | | | | | | | | | | |
| Vanderbilt | | | | | | | | | | | | | |
| at Ole Miss | | | | | | | | | | | | | |
| Missouri | | | | | | | | | | | | | |
| at Florida | | | | | | | | | | | | | |
| SEC Tournament | | | | | | | | | | | | | |

KJ Williams' Career Stats

| YEAR | GP-GS | MIN/AVG | FG-FGA | PCT. | 3FG-FGA | PCT. | FT-FTA | PCT. | REB.-AVG | PF-FO | AST | TO | BLK | STL | PTS-AVG. |
|-----------------|---------|-----------|----------|------|---------|------|---------|------|----------|-------|-----|-----|-----|-----|-----------|
| AT MURRAY STATE | | | | | | | | | | | | | | | |
| 18-19 | 32-22 | 582/18.2 | 111-159 | .698 | 1-5 | .200 | 20-38 | .526 | 151-4.7 | 60-0 | 15 | 21 | 19 | 18 | 243-7.6 |
| 19-20 | 32-8 | 745/23.3 | 156-287 | .544 | 18-50 | .360 | 75-112 | .670 | 232-7.3 | 73-0 | 33 | 50 | 21 | 34 | 405-12.7 |
| 20-21 | 26-26 | 743/28.6 | 164-289 | .567 | 26-63 | .413 | 52-78 | .667 | 220-8.5 | 67-2 | 25 | 54 | 15 | 27 | 406-15.6 |
| 21-22 | 34-34 | 989/29.1 | 245-455 | .538 | 37-113 | .327 | 86-123 | .699 | 285-8.4 | 72-0 | 24 | 50 | 21 | 48 | 613-18.0 |
| AT LSU | | | | | | | | | | | | | | | |
| 22-23 | 24-24 | 766/31.9 | 151-310 | .487 | 41-97 | .423 | 52-68 | .765 | 179-7.5 | 59-0 | 21 | 36 | 25 | 31 | 395-16.5 |
| TOTALS | 148-114 | 3825/25.8 | 827-1500 | .551 | 123-328 | .375 | 285-419 | .680 | 1067-7.2 | 331-2 | 118 | 211 | 101 | 158 | 2062-13.9 |



JALEN REED

Forward • 6-10 • 230 • Freshman • HS • Jackson, Mississippi (Southern California Academy)

13

Top Performances

Points
Season: 9, vs. Tennessee, 1/21/23
Career:

Rebounds
Season: 7, at Alabama, 1/14/23
Career:

Field Goals Made
Season: 3, twice
Career:

3 PT FG Made
Season: 1, twice
Career:

Free Throws Made
Season: 5, vs. Ark. State, 11/12/22
Career:

Assists
Season: 2, twice
Career:

Blocks
Season: 1, seven times
Career:

Steals:
Season: 2, vs. Illinois State, 11/21/22
Career:

Minutes Played
Season: 23, twice
Career:

Top Career Scoring Games

- 9, vs. Tennessee, 1/21/23
- 8, vs. UNO, 11/17/22
- 6, vs. Kansas State, 11/23/22
- 5, at Alabama, 1/14/23
- 5, vs. Arkansas State, 11/12/22
- 4, vs. ETSU, 12/21/22
- 4, vs. Illinois State, 11/21/22
- 3, vs. Texas Tech, 1/28/23
- 3, vs. UT Arlington, 12/2/22
- 3, vs. Akron, 11/22/22
- 3, vs. Kansas City, 11/9/22

Complete bio

Reed's Freshman Season (2022-23)

Started his first collegiate game at LSU, playing 23 minutes with three points ... Best scoring game of the season, hitting all three field goal attempts in an eight-point effort against UNO (11/17) ... Best rebound total of 7 at Alabama (1/14) ... Season high of nine points against Tennessee (1/21), hitting 3-of-5 field goals.

Reed's Game-by-Game Statistics

| 2022-23 | OPPONENT | MIN | FG | 3FG | FT | REB | PF/D | A | TO | BLK | STL | PTS | +/- |
|---------|----------------------|-----|-----|-----|-----|-----|------|---|----|-----|-----|-----|-----|
| | Kansas City | 23 | 1-4 | 0-1 | 1-1 | 3 | 3 | 1 | 1 | 1 | 0 | 3 | +5 |
| | Arkansas State | 22 | 0-3 | 0-0 | 5-6 | 3 | 2 | 0 | 2 | 1 | 1 | 5 | +15 |
| | UNO | 21 | 3-3 | 0-0 | 2-4 | 6 | 4 | 0 | 1 | 0 | 1 | 8 | +10 |
| | vs. Illinois State | 19 | 1-1 | 0-0 | 2-8 | 4 | 3 | 1 | 3 | 0 | 2 | 4 | +11 |
| | vs. Akron | 19 | 1-3 | 1-1 | 0-0 | 4 | 0 | 1 | 0 | 0 | 0 | 3 | +6 |
| | vs. Kansas State | 23 | 2-3 | 0-1 | 2-2 | 0 | 3 | 2 | 3 | 1 | 0 | 6 | +3 |
| | Wofford | 20 | 1-4 | 0-0 | 0-0 | 5 | 0 | 2 | 2 | 0 | 1 | 2 | -11 |
| | UT Arlington | 14 | 1-3 | 1-1 | 0-0 | 5 | 1 | 0 | 1 | 1 | 0 | 3 | -4 |
| | vs. Wake Forest | 9 | 0-0 | 0-0 | 1-4 | 0 | 1 | 0 | 0 | 0 | 0 | 1 | -8 |
| | NC Central | 12 | 0-1 | 0-0 | 0-0 | 2 | 2 | 0 | 0 | 0 | 0 | 0 | -3 |
| | Winthrop | 12 | 1-1 | 0-0 | 0-0 | 3 | 0 | 0 | 2 | 0 | 1 | 2 | -10 |
| | East Tennessee State | 13 | 2-2 | 0-0 | 0-0 | 1 | 2 | 0 | 1 | 1 | 1 | 4 | +1 |
| | Arkansas | 11 | 0-5 | 0-0 | 0-0 | 2 | 3 | 0 | 0 | 0 | 0 | 0 | -5 |
| | at Kentucky | 14 | 1-3 | 0-0 | 0-0 | 2 | 3 | 1 | 0 | 0 | 0 | 2 | -6 |
| | at Texas A&M | 10 | 0-2 | 0-0 | 0-0 | 2 | 1 | 0 | 1 | 1 | 0 | 0 | -7 |
| | Florida | 3 | 0-0 | 0-0 | 0-0 | 0 | 3 | 0 | 0 | 0 | 0 | 0 | -5 |
| | at Alabama | 17 | 2-4 | 0-1 | 1-4 | 7 | 2 | 0 | 2 | 0 | 0 | 5 | -16 |
| | Auburn | 9 | 0-1 | 0-0 | 0-2 | 5 | 1 | 0 | 0 | 1 | 1 | 0 | -1 |
| | Tennessee | 22 | 3-5 | 0-1 | 3-7 | 5 | 1 | 0 | 3 | 0 | 0 | 9 | -19 |
| | at Arkansas | 28 | 1-5 | 0-0 | 0-0 | 3 | 3 | 1 | 3 | 1 | 0 | 2 | -16 |
| | Texas Tech | 15 | 0-0 | 0-0 | 3-4 | 3 | 1 | 0 | 1 | 1 | 0 | 3 | +3 |
| | at Missouri | 3 | 0-0 | 0-0 | 0-2 | 2 | 2 | 0 | 0 | 0 | 0 | 0 | -5 |
| | Alabama | 5 | 0-0 | 0-0 | 0-0 | 0 | 2 | 0 | 0 | 0 | 0 | 0 | -6 |
| | at Mississippi State | 12 | 3-4 | 0-0 | 0-1 | 3 | 0 | 1 | 1 | 0 | 0 | 6 | 0 |
| | Texas A&M | | | | | | | | | | | | |
| | at Georgia | | | | | | | | | | | | |
| | South Carolina | | | | | | | | | | | | |
| | Vanderbilt | | | | | | | | | | | | |
| | at Ole Miss | | | | | | | | | | | | |
| | Missouri | | | | | | | | | | | | |
| | at Florida | | | | | | | | | | | | |
| | SEC Tournament | | | | | | | | | | | | |

Reed's Career Stats

| YEAR | GP-GS | MIN/AVG | FG-FGA | PCT. | 3FG-FGA | PCT. | FT-FTA | PCT. | REB.-AVG | PF-FO | AST | TO | BLK | STL | PTS-AVG. |
|--------|-------|----------|--------|------|---------|------|--------|------|----------|-------|-----|----|-----|-----|----------|
| 22-23 | 24-9 | 358/14.9 | 23-57 | .404 | 2-6 | .333 | 20-45 | .444 | 70-29 | 43-0 | 10 | 27 | 9 | 8 | 68-2.8 |
| Totals | 24-9 | 358/14.9 | 23-57 | .404 | 2-6 | .333 | 20-45 | .444 | 70-29 | 43-0 | 10 | 27 | 9 | 8 | 68-2.8 |



TYRELL WARD

Forward • 6-6 • 185 • Freshman • HS • Washington, D. C. (DeMatha Catholic HS)

15

Top Performances

Points
Season: 6, vs. Florida, 1/10/23
Career:

Rebounds
Season: 2, three times
Career:

Field Goals Made
Season: 2, three times
Career:

3 PT FG Made
Season: 2, twice
Career:

Free Throws Made
Season: 2, vs. Alabama , 2/4/23
Career: 2, vs. Alabama, 2/4/23

Assists
Season: 1, three times
Career:

Blocks
Season:
Career:

Steals
Season: 4, at Miss. State, 2/8/23
Career:

Minutes Played
Season: 24, at Miss. State, 2/8/23

Top Career Scoring Games

- 6 at Missouri, 2/1/23
- 6 vs. Florida, 1/10/23
- 5 at Miss. State, 2/8/23
- 3 vs. UNO, 11/17/22
- 2 vs. Alabama, 2/4/23
- 2 at Alabama, 1/14/23
- 2 vs. Kansas State, 11/23/22

Complete bio

Ward's Freshman Season (2022-23)

After not playing for three games (Coach's Decision), Ward comes off the bench to play 17 minutes against Florida and hits 2-of-3 three-pointers and scores season high 6 points against Florida (1/10) ... Equalled his season high of six points by hitting two three pointers at Missouri (2/1) ... First college start against Alabama (2/4), playing 20 minutes with two points.

Ward's Game-by-Game Statistics

2022-23

| OPPONENT | MIN | FG | 3FG | FT | REB | PF/D | A | TO | BLK | STL | PTS | +/- |
|----------------------|----------------------|-----|-----|-----|-----|------|---|----|-----|-----|-----|-----|
| Kansas City | DNP-Coach's Decision | | | | | | | | | | | |
| Arkansas State | 4 | 0-1 | 0-1 | 0-0 | 0 | 0 | 0 | 0 | 0 | 0 | 0 | -3 |
| UNO | 10 | 1-3 | 1-2 | 0-0 | 0 | 2 | 0 | 0 | 0 | 0 | 3 | +1 |
| vs. Illinois State | 3 | 0-0 | 0-0 | 0-0 | 1 | 1 | 0 | 0 | 0 | 1 | 0 | +3 |
| vs. Akron | 6 | 0-1 | 0-1 | 0-0 | 1 | 0 | 0 | 0 | 0 | 1 | 0 | +3 |
| vs. Kansas State | 4 | 1-2 | 0-1 | 0-0 | 2 | 1 | 0 | 0 | 0 | 1 | 2 | +2 |
| Wofford | DNP-Coach's Decision | | | | | | | | | | | |
| UT Arlington | 4 | 0-1 | 0-0 | 0-0 | 1 | 0 | 0 | 0 | 0 | 0 | 0 | -5 |
| vs. Wake Forest | DNP-Coach's Decision | | | | | | | | | | | |
| NC Central | DNP-Coach's Decision | | | | | | | | | | | |
| Winthrop | DNP-Coach's Decision | | | | | | | | | | | |
| East Tennessee State | 3 | 0-0 | 0-0 | 0-0 | 0 | 0 | 0 | 1 | 0 | 0 | 0 | -3 |
| Arkansas | DNP-Coach's Decision | | | | | | | | | | | |
| at Kentucky | DNP-Coach's Decision | | | | | | | | | | | |
| at Texas A&M | DNP-Coach's Decision | | | | | | | | | | | |
| Florida | 17 | 2-4 | 2-3 | 0-0 | 1 | 0 | 0 | 0 | 0 | 0 | 6 | +2 |
| at Alabama | 14 | 1-6 | 0-2 | 0-0 | 2 | 0 | 1 | 0 | 0 | 2 | 2 | -11 |
| Auburn | 3 | 0-1 | 0-1 | 0-0 | 0 | 1 | 0 | 0 | 0 | 0 | 0 | -6 |
| Tennessee | DNP-Coach's Decision | | | | | | | | | | | |
| at Arkansas | 2 | 0-0 | 0-0 | 0-0 | 0 | 0 | 0 | 1 | 0 | 0 | 0 | -8 |
| Texas Tech | DNP-Coach's Decision | | | | | | | | | | | |
| at Missouri | 8 | 2-5 | 2-3 | 0-0 | 0 | 4 | 0 | 1 | 0 | 0 | 6 | -8 |
| Alabama | 20 | 0-3 | 0-2 | 2-4 | 1 | 1 | 1 | 0 | 0 | 1 | 2 | -2 |
| at Mississippi State | 24 | 2-7 | 1-3 | 0-0 | 2 | 3 | 1 | 2 | 0 | 4 | 5 | -12 |
| Texas A&M | | | | | | | | | | | | |
| at Georgia | | | | | | | | | | | | |
| South Carolina | | | | | | | | | | | | |
| Vanderbilt | | | | | | | | | | | | |
| at Ole Miss | | | | | | | | | | | | |
| Missouri | | | | | | | | | | | | |
| at Florida | | | | | | | | | | | | |
| SEC Tournament | | | | | | | | | | | | |

Ward's Career Stats

| YEAR | GP-GS | MIN/AVG | FG-FGA | PCT. | 3FG-FGA | PCT. | FT-FTA | PCT. | REB.-AVG | PF-FO | AST | TO | BLK | STL | PTS-AVG. |
|--------|-------|---------|--------|------|---------|------|--------|------|----------|-------|-----|----|-----|-----|----------|
| 22-23 | 14-2 | 125/8.9 | 9-34 | .265 | 6-19 | .316 | 2-4 | .500 | 11-0.8 | 13-0 | 3 | 5 | 0 | 10 | 26-1.9 |
| TOTALS | 14-2 | 125/8.9 | 9-34 | .265 | 6-19 | .316 | 2-4 | .500 | 11-0.8 | 13-0 | 3 | 5 | 0 | 10 | 26-1.9 |



DEREK FOUNTAIN

Forward • 6-10 • 225 • Junior • TR • Holly Springs, Mississippi (Miss. State)

20

Top Performances

| | |
|---------------|-------------------------|
| Points | |
| Season: | 26, vs. Alabama, 2/4/23 |
| Career: | 26, vs. Alabama, 2/4/23 |

| | |
|-----------------|------------------------|
| Rebounds | |
| Season: | 14, vs. NCCU, 12/13/22 |
| Career: | 14, vs. NCCU, 12/13/22 |

| | |
|-------------------------|---------------------|
| Field Goals Made | |
| Season: | 6, twice |
| Career: | 8, vs. LSU, 2/10/21 |

| | |
|---------------------|------------------------|
| 3 PT FG Made | |
| Season: | 2, vs. Alabama, 2/4/23 |
| Career: | 4, vs. LSU, 2/10/21 |

| | |
|-------------------------|-------------------------|
| Free Throws Made | |
| Season: | 12, vs. Alabama, 2/4/23 |
| Career: | 12, vs. Alabama, 2/4/23 |

| | |
|----------------|----------------|
| Assists | |
| Season: | 2, seven times |
| Career: | 3, three times |

| | |
|---------------|------------------------|
| Blocks | |
| Season: | 4, vs. Alabama, 2/4/23 |
| Career: | 4, vs. Alabama, 2/4/23 |

| | |
|---------------|----------------------|
| Steals | |
| Season: | 7, vs. UNO, 11/17/22 |
| Career: | 7, vs. UNO, 11/17/22 |

| | |
|-----------------------|-------------------------|
| Minutes Played | |
| Season: | 35, vs. Alabama, 2/4/23 |

Top Career Scoring Games

- 26 -- vs. Alabama, 2/4/23
- 20 -- vs. LSU, 2/10/21
- 17 -- vs. NCCU, 12/13/22
- 15 -- vs. UNO, 11/17/22
- 15 -- vs. Louisiana Tech, 3/27/21
- 14 -- vs. Arkansas, 12/28/22
- 11 -- at Missouri, 2/1/23
- 11 -- vs. ETSU, 12/21/22
- 11 -- vs. Wake Forest, 12/10/22
- 10 -- four times

Complete bio

Junior Season (2022-23)


Fountain has a strong 17 minutes off the bench, hitting four field goals and 6-of-6 at the line vs. UNO (11/17) to score 15 points with 7 steals ... Started his first LSU game against Wake FOrrest (12/10), played 30 minutes and scored 11 points ... At his first college double double with 17 points and 14 rebounds against NCCU (12/13) ... Second double double in the win over Arkansas (12/28) with 14 points, 10 rebounds ... Sixth double figure scoring game against Texas Tech with 10 (1/28) ... Back-to-back double figure games at Mizzou (2/1) and his third double of the year with 11 points and 11 rebounds ... Posted his college career high vs. Alabama (2/4), with 26 points on 6-of-9 shooting, two treys and 12-of-15 at the free throw line ... Also had two assists and four blocks ... Fourth consecutive double figure scoring game (longest streak of the season) for Fountain with 10 points on his return to Miss. State (2/8)

Fountain's Game-by-Game Statistics

| 2022-23 | MIN | FG | 3FG | FT | REB | PF/D | A | TO | BLK | STL | PTS | +/- |
|----------------------|-----|------|-----|-------|-----|------|---|----|-----|-----|-----|-----|
| OPPONENT | | | | | | | | | | | | |
| Kansas City | 11 | 1-1 | 0-0 | 2-2 | 3 | 3 | 0 | 1 | 0 | 1 | 4 | +5 |
| Arkansas State | 19 | 0-1 | 0-0 | 0-0 | 5 | 1 | 0 | 2 | 0 | 0 | 0 | 0 |
| UNO | 17 | 4-5 | 1-1 | 6-6 | 8 | 1 | 2 | 1 | 0 | 7 | 15 | +20 |
| vs. Illinois State | 20 | 2-2 | 0-0 | 0-0 | 3 | 2 | 1 | 2 | 0 | 0 | 4 | +6 |
| vs. Akron | 21 | 2-3 | 0-0 | 1-1 | 3 | 4 | 1 | 1 | 2 | 1 | 5 | +9 |
| vs. Kansas State | 13 | 1-2 | 0-0 | 1-2 | 1 | 3 | 0 | 1 | 0 | 0 | 3 | -4 |
| Wofford | 13 | 0-0 | 0-0 | 2-2 | 1 | 5-1 | 0 | 0 | 0 | 2 | 2 | +13 |
| UT Arlington | 19 | 3-5 | 1-1 | 1-2 | 6 | 4 | 0 | 2 | 0 | 0 | 8 | +15 |
| vs. Wake Forest | 30 | 4-5 | 0-0 | 3-6 | 5 | 1 | 0 | 2 | 0 | 4 | 11 | +13 |
| NC Central | 30 | 6-9 | 0-0 | 5-9 | 14 | 2 | 1 | 0 | 2 | 1 | 17 | +11 |
| Wlnthrop | 31 | 4-7 | 0-1 | 0-0 | 7 | 4 | 2 | 0 | 1 | 2 | 8 | +15 |
| East Tennessee State | 27 | 4-5 | 0-0 | 3-3 | 8 | 3 | 2 | 3 | 0 | 1 | 11 | +3 |
| Arkansas | 29 | 5-9 | 0-1 | 4-5 | 10 | 2 | 1 | 2 | 1 | 2 | 14 | +8 |
| at Kentucky | 25 | 3-4 | 0-0 | 0-0 | 8 | 2 | 2 | 1 | 0 | 1 | 6 | +6 |
| at Texas A&M | 21 | 1-3 | 0-0 | 0-0 | 3 | 5-1 | 1 | 1 | 0 | 1 | 2 | -8 |
| Florida | 30 | 3-4 | 0-0 | 2-2 | 6 | 5-1 | 2 | 3 | 0 | 1 | 8 | +8 |
| at Alabama | 21 | 0-9 | 0-4 | 9-10 | 2 | 1 | 0 | 3 | 0 | 1 | 9 | -22 |
| Auburn | 26 | 1-6 | 0-1 | 0-0 | 5 | 2 | 0 | 2 | 1 | 1 | 2 | -17 |
| Tennessee | 20 | 2-3 | 0-0 | 2-2 | 3 | 3 | 0 | 3 | 0 | 0 | 6 | -8 |
| at Arkansas | 24 | 1-3 | 0-0 | 3-4 | 6 | 4 | 1 | 2 | 0 | 2 | 5 | -8 |
| Texas Tech | 22 | 3-5 | 0-1 | 4-4 | 6 | 3 | 0 | 0 | 1 | 0 | 10 | -2 |
| at Missouri | 31 | 5-12 | 0-1 | 1-3 | 11 | 3 | 0 | 0 | 0 | 1 | 11 | -4 |
| Alabama | 35 | 6-9 | 2-3 | 12-15 | 7 | 2 | 2 | 0 | 4 | 0 | 26 | -4 |
| at Mississippi State | 28 | 3-3 | 1-1 | 3-3 | 4 | 0 | 2 | 3 | 0 | 2 | 10 | -11 |
| Texas A&M | | | | | | | | | | | | |
| at Georgia | | | | | | | | | | | | |
| South Carolina | | | | | | | | | | | | |
| Vanderbilt | | | | | | | | | | | | |
| at Ole Miss | | | | | | | | | | | | |
| Missouri | | | | | | | | | | | | |
| at Florida | | | | | | | | | | | | |
| SEC Tournament | | | | | | | | | | | | |

Fountain's Career Stats

| YEAR | GP-GS | MIN/AVG | FG-FGA | PCT. | 3FG-FGA | PCT. | FT-FTA | PCT. | REB.-AVG | PF-FO | AST | TO | BLK | STL | PTS-AVG |
|-----------------------|--------------|------------------|----------------|-------------|--------------|-------------|---------------|-------------|----------------|--------------|-----------|-----------|-----------|-----------|----------------|
| AT MISS. STATE | | | | | | | | | | | | | | | |
| 20-21 | 19-10 | 375/19.7 | 40-83 | .482 | 15-39 | .385 | 7-11 | .636 | 57-3.0 | 30-0 | 17 | 23 | 9 | 10 | 102-5.4 |
| 21-22 | 25-3 | 210/8.4 | 15-44 | .341 | 2-12 | .167 | 14-18 | .778 | 44-1.8 | 17-0 | 11 | 8 | 6 | 11 | 46-1.8 |
| AT LSU | | | | | | | | | | | | | | | |
| 22-23 | 24-16 | 565/23.6 | 64-115 | .557 | 5-15 | .333 | 64-81 | .790 | 135-5.6 | 65-3 | 20 | 35 | 12 | 31 | 197-8.1 |
| TOTALS | 68-29 | 1150/16.9 | 119-242 | .492 | 22-66 | .333 | 85-110 | .773 | 236-3.5 | 112-3 | 48 | 66 | 27 | 52 | 345-5.1 |



SHAWN PHILLIPS

Forward • 7-0 • 245 • Freshman • HS • Dayton, Ohio (Dream City Christian School)

34

Top Performances

Points

Season: 4, twice
Career:

Rebounds

Season: 5, at Miss. State, 2/8/23
Career:

Field Goals Made

Season: 1, at Alabama, 1/14/23
Career:

3 PT FG Made

Season:
Career:

Free Throws Made

Season: 4, vs. UNO, 11/17/22
Career:

Assists

Season: 1, twice
Career:

Blocks

Season: 2, at Miss. State, 2/8/23
Career:

Steals

Season: 1, four times
Career:

Minutes Played

Season: 13, at Alabama, 1/14/23

Top Career Scoring Games

- 4 vs. Alabama, 2/4/23
- 4 vs. UNO, 11/17/22
- 2 at Alabama, 1/14/23

Complete bio

Freshman Season (2022-23)

Phillips' Game-by-Game Statistics

| 2022-23 | OPPONENT | MIN | FG | 3FG | FT | REB | PF/D | A | TO | BLK | STL | PTS | +/- |
|---------|----------------------|----------------------|-----|-----|-----|-----|------|---|----|-----|-----|-----|-----|
| | Kansas City | 2 | 0-1 | 0-0 | 0-0 | 0 | 2 | 0 | 0 | 0 | 0 | 0 | -5 |
| | Arkansas State | 2 | 0-0 | 0-0 | 0-0 | 1 | 0 | 0 | 1 | 0 | 0 | 0 | -2 |
| | UNO | 4 | 0-0 | 0-0 | 4-4 | 1 | 4 | 1 | 1 | 0 | 0 | 4 | -3 |
| | vs. Illinois State | 1 | 0-0 | 0-0 | 0-0 | 0 | 0 | 0 | 0 | 0 | 0 | 0 | -4 |
| | vs. Akron | DNP-Coach's Decision | | | | | | | | | | | |
| | vs. Kansas State | DNP-Coach's Decision | | | | | | | | | | | |
| | Wofford | DNP-Coach's Decision | | | | | | | | | | | |
| | UT Arlington | DNP-Coach's Decision | | | | | | | | | | | |
| | vs. Wake Forest | DNP-Coach's Decision | | | | | | | | | | | |
| | NC Central | DNP-Coach's Decision | | | | | | | | | | | |
| | Wlnthrop | DNP-Coach's Decision | | | | | | | | | | | |
| | East Tennessee State | DNP-Coach's Decision | | | | | | | | | | | |
| | Arkansas | 4 | 0-1 | 0-0 | 0-0 | 1 | 0 | 0 | 0 | 0 | 0 | 0 | +2 |
| | at Kentucky | 3 | 0-0 | 0-0 | 0-0 | 0 | 1 | 0 | 0 | 0 | 0 | 0 | -2 |
| | at Texas A&M | 1 | 0-0 | 0-0 | 0-0 | 0 | 0 | 0 | 0 | 0 | 0 | 0 | -2 |
| | Florida | DNP-Coach's Decision | | | | | | | | | | | |
| | at Alabama | 13 | 1-2 | 0-0 | 0-0 | 4 | 1 | 0 | 1 | 0 | 1 | 2 | -13 |
| | Auburn | 3 | 0-0 | 0-0 | 0-0 | 0 | 0 | 0 | 0 | 0 | 0 | 0 | -3 |
| | Tennessee | 4 | 0-0 | 0-0 | 0-0 | 0 | 0 | 0 | 0 | 0 | 0 | 0 | -1 |
| | at Arkansas | DND-injury | | | | | | | | | | | |
| | Texas Tech | DNP-Coach's Decision | | | | | | | | | | | |
| | at Missouri | 10 | 0-0 | 0-0 | 0-0 | 2 | 0 | 1 | 0 | 0 | 1 | 0 | +6 |
| | Alabama | 5 | 2-2 | 0-0 | 0-0 | 1 | 1 | 0 | 0 | 0 | 1 | 4 | -8 |
| | at Mississippi State | 11 | 0-1 | 0-0 | 0-0 | 5 | 3 | 0 | 0 | 2 | 1 | 0 | -7 |
| | Texas A&M | | | | | | | | | | | | |
| | at Georgia | | | | | | | | | | | | |
| | South Carolina | | | | | | | | | | | | |
| | Vanderbilt | | | | | | | | | | | | |
| | at Ole Miss | | | | | | | | | | | | |
| | Missouri | | | | | | | | | | | | |
| | at Florida | | | | | | | | | | | | |
| | SEC Tournament | | | | | | | | | | | | |

Phillips' Career Stats

| YEAR | GP-GS | MIN/AVG | FG-FGA | PCT. | 3FG-FGA | PCT. | FT-FTA | PCT. | REB.-AVG | PF-FO | AST | TO | BLK | STL | PTS-AVG. |
|--------|-------|---------|--------|------|---------|------|--------|-------|----------|-------|-----|----|-----|-----|----------|
| 22-23 | 13-0 | 65/5.0 | 3-7 | .429 | 0-0 | .000 | 4-4 | 1.000 | 15-1.2 | 12-0 | 2 | 3 | 2 | 4 | 10-0.8 |
| TOTALS | 13-0 | 65/5.0 | 3-7 | .429 | 0-0 | .000 | 4-4 | 1.000 | 15-1.2 | 12-0 | 2 | 3 | 2 | 4 | 10-0.8 |



ADAM MILLER

Guard • 6-3 • 190 • Sophomore • RS • Peoria, Illinois (Illinois)

44

Top Performances

| | |
|---------|--------------------------|
| Points | |
| Season: | 26, twice |
| Career: | 28, vs. NC A&T, 11/25/20 |

| | |
|----------|--------------------------|
| Rebounds | |
| Season: | 4, vs. Wofford, 11/27/22 |
| Career: | 7, twice |

| | |
|------------------|--------------------------|
| Field Goals Made | |
| Season: | 9, three times |
| Career: | 10, vs. NC A&T, 11/25/20 |

| | |
|--------------|--------------------------|
| 3 PT FG Made | |
| Season: | 6, vs. Wofford, 11/27/22 |
| Career: | 6, twice |

| | |
|------------------|---------------------------------|
| Free Throws Made | |
| Season: | 8, vs. Illinois State, 11/21/22 |
| Career: | 8, vs. Illinois State, 11/21/22 |

| | |
|---------|---------------|
| Assists | |
| Season: | 3, four times |
| Career: | 3, six times |

| | |
|---------|---------------|
| Blocks | |
| Season: | 1, four times |
| Career: | 1, five times |

| | |
|---------|---------------|
| Steals | |
| Season: | 2, four times |
| Career: | 2, nine times |

| | |
|----------------|-----------|
| Minutes Played | |
| Season: | 39, twice |

Top Career Scoring Games

- 28, vs. NC A&T, 11/25/20
- 26, vs. Wofford, 11/26/22
- 26, vs. Ark. State, 11/12/22
- 23, vs. Akron, 11/22/22
- 20, vs. Texas Tech, 1/28/23
- 18, vs. Kansas City, 11/9/22
- 18, vs. Nebraska, 2/25/21
- 16, at A&M, 1/7/23
- 15, at Kentucky, 1/3/23
- 15, vs. Chicago State, 11/26/20

Complete bio

Sophomore Season (2022-23)

In his first action since March 2021, Miller played 34 minutes and hit four treys in an 18-point performance ... Miller was just two below his career scoring average with 26 against Arkansas State (11/22) ... 26 for the second time this season, this time against Wofford (11/27) ... Tied career high with six treys, including one late that put LSU ahead for good ... Five treys in the game at Kentucky (1/3), most since Nov. 27, ninth double figure scoring game of the season ... Second straight game for the Tigers with five three-point field goals (at A&M, 1/7) ... Fourth 20th point game of season vs. Texas Tech (1/28).

Miller's Game-by-Game Statistics

| 2022-23 | MIN | FG | 3FG | FT | REB | PF/D | A | TO | BLK | STL | PTS | +/- |
|----------------------|-----|------|------|-----|-----|------|---|----|-----|-----|-----|-----|
| OPPONENT | | | | | | | | | | | | |
| Kansas City | 34 | 6-14 | 4-9 | 2-2 | 3 | 0 | 2 | 1 | 0 | 2 | 18 | +11 |
| Arkansas State | 39 | 9-15 | 4-9 | 4-4 | 3 | 1 | 1 | 0 | 0 | 0 | 26 | +7 |
| UNO | 23 | 2-8 | 1-7 | 2-2 | 2 | 1 | 1 | 1 | 0 | 1 | 7 | +17 |
| vs. Illinois State | 32 | 2-9 | 1-5 | 8-8 | 0 | 1 | 3 | 1 | 0 | 0 | 13 | +15 |
| vs. Akron | 39 | 9-15 | 5-9 | 0-0 | 2 | 4 | 2 | 6 | 0 | 0 | 23 | +16 |
| vs. Kansas State | 30 | 4-12 | 2-8 | 1-2 | 2 | 3 | 1 | 1 | 0 | 0 | 11 | -6 |
| Wofford | 38 | 9-13 | 6-9 | 2-4 | 4 | 1 | 0 | 3 | 1 | 2 | 26 | +4 |
| UT Arlington | 37 | 3-8 | 2-7 | 3-4 | 1 | 1 | 0 | 3 | 1 | 1 | 11 | +4 |
| vs. Wake Forest | 37 | 1-10 | 1-6 | 0-0 | 1 | 1 | 1 | 2 | 0 | 0 | 3 | -1 |
| NC Central | 28 | 0-10 | 0-8 | 1-2 | 1 | 3 | 2 | 3 | 0 | 0 | 1 | +10 |
| Wlnthrop | 32 | 5-15 | 2-10 | 2-2 | 3 | 1 | 3 | 2 | 1 | 0 | 14 | +6 |
| East Tennessee State | 32 | 3-10 | 0-5 | 3-3 | 2 | 0 | 1 | 2 | 0 | 1 | 9 | +7 |
| Arkansas | 29 | 2-9 | 1-3 | 2-2 | 4 | 1 | 2 | 1 | 0 | 0 | 7 | -6 |
| at Kentucky | 33 | 5-15 | 5-13 | 0-0 | 1 | 0 | 2 | 0 | 0 | 0 | 15 | 0 |
| at Texas A&M | 34 | 5-10 | 5-8 | 1-2 | 1 | 1 | 1 | 1 | 0 | 1 | 16 | -11 |
| Florida | 34 | 2-12 | 1-8 | 3-4 | 3 | 3 | 0 | 3 | 0 | 1 | 8 | -13 |
| at Alabama | 31 | 2-5 | 2-2 | 3-5 | 4 | 3 | 1 | 1 | 0 | 0 | 9 | -26 |
| Auburn | 36 | 2-11 | 1-8 | 0-0 | 3 | 3 | 3 | 4 | 0 | 1 | 5 | -17 |
| Tennessee | 29 | 1-5 | 0-3 | 1-1 | 2 | 3 | 0 | 6 | 0 | 0 | 3 | -18 |
| at Arkansas | 34 | 3-12 | 1-6 | 2-3 | 0 | 2 | 1 | 1 | 0 | 1 | 9 | -14 |
| Texas Tech | 34 | 6-12 | 5-10 | 3-4 | 3 | 4 | 1 | 2 | 0 | 2 | 20 | -4 |
| at Missouri | 34 | 3-12 | 3-11 | 2-2 | 1 | 1 | 1 | 4 | 0 | 4 | 11 | -9 |
| Alabama | 29 | 1-9 | 1-5 | 2-2 | 4 | 3 | 2 | 0 | 0 | 3 | 5 | -5 |
| at Mississippi State | 38 | 4-11 | 1-6 | 1-1 | 2 | 2 | 3 | 3 | 1 | 1 | 10 | -11 |
| Texas A&M | | | | | | | | | | | | |
| at Georgia | | | | | | | | | | | | |
| South Carolina | | | | | | | | | | | | |
| Vanderbilt | | | | | | | | | | | | |
| at Ole Miss | | | | | | | | | | | | |
| Missouri | | | | | | | | | | | | |
| at Florida | | | | | | | | | | | | |
| SEC Tournament | | | | | | | | | | | | |

Adam Miller's Career Stats

| YEAR | GP-GS | MIN/AVG | FG-FGA | PCT. | 3FG-FGA | PCT. | FT-FTA | PCT. | REB-AVG | PF-FO | AST | TO | BLK | STL | PTS-AVG |
|--------------------|--------------|------------------|----------------|-------------|----------------|-------------|--------------|-------------|----------------|--------------|-----------|-----------|----------|-----------|----------------|
| AT ILLINOIS | | | | | | | | | | | | | | | |
| 20-21 | 31-31 | 792/25.5 | 90-230 | .391 | 52-153 | .450 | 26-38 | .684 | 86-2.8 | 71-1 | 25 | 33 | 1 | 18 | 258-8.3 |
| AT LSU | | | | | | | | | | | | | | | |
| 22-23 | 24-24 | 797/33.2 | 89-262 | .340 | 54-175 | .309 | 38-49 | .814 | 52-2.2 | 43-0 | 34 | 51 | 4 | 21 | 280-11.7 |
| TOTALS | 55-55 | 1588/28.9 | 179-492 | .364 | 106-328 | .323 | 74-97 | .763 | 138-2.5 | 114-1 | 59 | 84 | 5 | 39 | 538-9.8 |

2022-23 Starting Lineups

| GAMES TOTAL (GAME #) | GUARD | GUARD | GUARD/ FORWARD | FORWARD | FORWARD/ CENTER | W-L | PCT. |
|-----------------------------|-------------|--------|-------------------|-----------|--------------------|-----|-------|
| Game 1, 2, 3, 4, 5, 6, 7, 8 | Hill | Miller | Reed | Wilkinson | KJ Williams | 7-1 | .875 |
| Game 9 | Hill | Miller | Fountain | Wilkinson | KJ Williams | 1-0 | 1.000 |
| Game 10, 11, 12, 13, 14 | Hill | Miller | Hayes | Fountain | KJ Williams | 4-1 | .800 |
| Game 15 | Hannibal | Miller | Hayes | Fountain | KJ Williams | 0-1 | .000 |
| Game 16, 17 | Hannibal | Miller | Hill | Fountain | KJ Williams | 0-2 | .000 |
| Game 18, 19, 21, 22 | J. Williams | Miller | Hayes | Fountain | KJ Williams | 0-4 | .000 |
| Game 20 | J. Williams | Miller | Reed | Fountain | KJ Williams | 0-1 | .000 |
| Game 23, 24 | J. Williams | Miller | Ward | Fountain | KJ Williams | 0-2 | .000 |

Tigers Record When ...

| CATEGORY | 22-23 | 21-22 |
|---------------------------|-------|-------|
| Lead After First Half | 9-2 | 16-4 |
| Lead After 30 Minutes | 10-1 | 15-2 |
| Lead After 35 Minutes | 9-0 | 18-3 |
| Outshoot Opponent | 10-1 | 21-1 |
| Ourrebound Opponent | 7-3 | 13-4 |
| More Assists | 10-1 | 15-5 |
| More FT Attempts | 9-6 | 11-1 |
| More 3FG Made | 7-4 | 9-4 |
| More Turnovers | 2-7 | 5-3 |
| More Points In Paint | 9-1 | 19-5 |
| More 2nd Chance Points | 4-5 | 12-5 |
| More Fast Break Points | 7-2 | 19-7 |
| More Points Off Turnovers | 9-1 | 20-5 |
| More Bench Points | 8-6 | 18-8 |
| Shoot Under 40 Percent | 1-7 | 3-8 |
| Shoot 40-49 Percent | 8-5 | 12-4 |
| Shoot 50-59 Percent | 3-0 | 7-0 |
| Shoot over 60 Percent | | |
| Grab 40+ Rebounds | 3-2 | 11-1 |
| Grab 50+ Rebounds | | 2-0 |
| Post 15+ Assists | 6-1 | 10-3 |
| Grabs 10+ Steals | 2-1 | 16-4 |
| Score Below 70 Points | 5-10 | 7-1 |
| Score 70-79 Points | 5-2 | 7-3 |
| Score 80-89 Points | 1-0 | 6-0 |
| Score 90-99 Points | 1-0 | 1-0 |
| Score 100 or More Points | | 1-0 |

| CATEGORY | 22-23 | 2021-22 |
|-----------------------------|-------|---------|
| Trail After First Half | 3-10 | 6-89 |
| Trail After 30 Minutes | 2-10 | 5-10 |
| Trail After 35 Minutes | 2-11 | 2-9 |
| Outshot by Opponent | 2-11 | 1-11 |
| Outrebounded by Opp. | 5-8 | 6-7 |
| More Assists by Opponent | 1-11 | 5-4 |
| More FT Attempts By Opp. | 2-6 | 10-8 |
| More 3FG by Opponent | 3-7 | 10-7 |
| More Turnovers by Opp. | 9-4 | 15-8 |
| More Pts In Paint by Opp. | 3-10 | 2-6 |
| More 2nd Chance Pts Opp. | 7-7 | 10-6 |
| More Fast Break Points Opp. | 5-10 | 3-5 |
| More Pts Off TOs by Opp. | 2-11 | 3-5 |
| More Bench Points by Opp. | 4-6 | 5-3 |
| Opp. Shoots Under 40 Pct. | 5-1 | 16-2 |
| Opp. Shoots 40-49 Pct. | 5-8 | 6-9 |
| Opp. Shoots 50-59 Pct. | 2-3 | 0-1 |
| Shoot over 60 percent | | |
| Opps. Grabs 40+ Rebounds | 1-1 | 3-5 |
| Opp. Grabs 50+ Rebounds | 0-1 | |
| Opp. Posts 15+ Assists | 0-6 | 1-3 |
| Opp. Grabs 10+ Steals | 0-1 | 2-3 |
| Opp. Score Below 70 Points | 9-6 | 21-3 |
| Opp. Score 70-79 Points | 2-4 | 1-9 |
| Opp. Score 80-89 Points | 1-1 | |
| Opp. Score 90-99 Points | | |
| Opp. Score 100 or More Pts. | 0-1 | |

| CATEGORY | 22-23 | 21-22 |
|----------------------------|-------|-------|
| Tied After First Half | | |
| Tied After 30 Minutes | 0-1 | 2-0 |
| Tied After 35 Minutes | 1-0 | 2-0 |
| FG Percentage Tied | | |
| Rebounds Tied | 0-1 | 3-1 |
| Assists tied | 1-0 | 2-2 |
| LSU 10+ 3FG Made | 3-1 | 3-1 |
| 3 FG Made Tied | 1-1 | 3-1 |
| Opp. 10+ 3FG Made | 2-4 | 2-3 |
| 2 Player With 10+ Rebounds | 1-0 | 1-0 |
| 4 Players With 10+ Points | 1-1 | 9-1 |
| Gms Decided by 3 or Less | 3-2 | 1-3 |
| Games Decided by 4-5 Pts | 2-0 | 3-3 |
| Games Decided by 6-10 Pts | 3-3 | 4-3 |
| Games Decided by 11-19 Pts | 3-4 | 7-3 |
| Games Decided by 20+ Pts | 1-3 | 7-0 |
| In WHITE Uniforms | 9-5 | 16-3 |
| In PURPLE Uniforms | 2-6 | 5-9 |
| In GOLD Uniforms | 1-1 | 1-0 |
| Games in November | 6-1 | 7-0 |
| Games in December | 6-0 | 5-1 |
| Games in Janaury | 0-8 | 4-4 |
| Games in February | 0-3 | 4-4 |
| Games in March | | 2-3 |
| Games on Mon/Tues/Wed. | 6-7 | 11-5 |
| Games on Sat/Sun | 4-5 | 7-5 |
| Games on Thurs/Friday | 2-0 | 4-2 |

2022-23 Tigers by the Numbers

| PLAYER | 10+ PTS | 20+ PTS | 30+PTS | 10+REB | 5+AST | 3+BLK | 3+ STL | | | HIGH POINTS | HIGH REBS | HIGH ASSTS | HIGH STEALS | HIGH BLOCKS |
|-----------------------|---------|---------|--------|--------|-------|-------|--------|--|--|-------------|-----------|------------|-------------|-------------|
| 0-Trae Hannibal | 5 | | | 1 | 5 | | 2 | | | 2 | 2 | 8 | 6 | 1 |
| 1-Cam Hayes | 8 | 1 | | | 1 | | | | | 2 | 1 | 4 | 3 | 1 |
| 2-Corneilous Williams | | | | | | | | | | | | | | |
| 3-Justice Hill | 7 | | | | 7 | | 3 | | | | | 11 | 3 | |
| 4-Kendal Coleman | | | | | | | | | | | 1 | | | 5 |
| 5-Mwani Wilkinson | | | | | | | | | | | 1 | 1 | 1 | 3 |
| 10-Brandon Egemo | | | | | | | | | | | | | | |
| 11-Justin Williams | | | | | 5 | | | | | | | 4 | 1 | |
| 12-KJ Williams | 14 | 3 | 2 | 5 | | 2 | 2 | | | 13 | 14 | | 7 | 11 |
| 13-Jalen Reed | | | | | | | | | | | 3 | 1 | 1 | 5 |
| 15-Tyrell Ward | | | | | | | 1 | | | | | | 2 | |
| 20-Derek Fountain | 7 | 1 | | 3 | | 1 | 2 | | | 2 | 6 | | 6 | 4 |
| 21-Austin Montgomery | | | | | | | | | | | | | | |
| 25-Adam Benahayoune | | | | | | | | | | | | | | |
| 30-Parker Edwards | | | | | | | | | | | | | | |
| 34-Shawn Phillips | | | | | | | | | | | 1 | | | 2 |
| 44-Adam Miller | 9 | 4 | | | | | 2 | | | 6 | | 2 | 3 | 3 |

Tiger Leaders

2022-23 Breakdown

| PLAYER DOUBLE DOUBLES | PT/AST | PT/REB | 15/10 GAMES | 20/10 GAMES | | DUNKS | |
|-----------------------|--------|--------|-------------|-------------|--|-------|--|
| 0-Trae Hannibal | | | | | | 3 | |
| 1-Cam Hayes | | | | | | 1 | |
| 2-Corneilous Williams | | | | | | | |
| 3-Justice Hill | | | | | | 3 | |
| 4-Kendal Coleman | | | | | | 4 | |
| 5-Mwani Wilkinson | | | | | | | |
| 10-Brandon Egemo | | | | | | | |
| 11-Justice Williams | | | | | | | |
| 12-KJ Williams | | 6 (33) | 3 | 2 | | 11 | |
| 13-Jalen Reed | | | | | | 5 | |
| 15-Tyrell Ward | | | | | | | |
| 20-Derek Fountain | | 3 (3) | 1 | | | 4 | |
| 21-Austin Montgomery | | | | | | | |
| 25-Adam Benhayoune | | | | | | | |
| 30-Parker Edwards | | | | | | | |
| 34-Shawn Phillips | | | | | | 2 | |
| 44-Adam Miller | | | | | | 1 | |

Season Team Leaders

| CATEGORY | PLAYER | TOTAL |
|----------------------|-----------------------|-------|
| Points | KJ Williams | 395 |
| Rebounds | KJ Williams | 179 |
| Off. Rebounds | KJ Williams | 64 |
| Assists | Justice Hill | 67 |
| Steals | KJ Williams, Fountain | 31 |
| Blocks | KJ Williams | 25 |
| 3PT FG Made | Adam Miller | 54 |
| 2PT FG Made | KJ Williams | 110 |
| Free Throws Made | Derek Fountain | 64 |
| Free Throw Attempts | Derek Fountain | 81 |
| Minutes Played | Adam Miller | 797 |
| Games Started | Miller, KJ Williams | 24 |
| Scoring Dble Figures | KJ Williams | 21 |
| | | |

Miscellaneous Scoring

| (LSU/Opponent) | | | | | |
|----------------|-------|---------|--------|----------|-------|
| OPPONENT | Paint | OFF T/O | 2ND CH | FAST BR. | BENCH |
| Kansas City | 18/17 | 28/26 | 6/9 | 21/7 | 18/16 |
| Arkansas State | 18/30 | 23/16 | 5/12 | 2/7 | 4/6 |
| UNO | 32/26 | 22/7 | 14/13 | 15/4 | 51/19 |
| Illinois State | 40/32 | 16/12 | 12/4 | 6/17 | 22/16 |
| Akron | 22/10 | 13/14 | 8/9 | 4/2 | 12/9 |
| Kansas State | 28/28 | 13/16 | 9/1 | 3/10 | 10/19 |
| Wofford | 34/30 | 16/15 | 6/14 | 17/12 | 24/16 |
| UT Arlington | 20/34 | 11/7 | 10/20 | 7/4 | 29/17 |
| Wake Forest | 32/44 | 21/11 | 14/7 | 17/8 | 19/21 |
| NCCU | 38/26 | 9/14 | 18/5 | 9/14 | 10/17 |
| Winthrop | 42/40 | 21/11 | 3/14 | 9/11 | 15/1 |
| ETSU | 38/32 | 12/12 | 10/10 | 6/4 | 13/21 |
| Arkansas | 40/36 | 13/4 | 6/11 | 8/7 | 25/0 |
| UK | 26/34 | 4/7 | 6/12 | 2/8 | 16/4 |
| Texas A&M | 10/42 | 10/17 | 5/18 | 6/3 | 9/1 |
| Florida | 24/28 | 5/23 | 19/10 | 1/16 | 10/26 |
| Alabama | 30/18 | 2/19 | 8/32 | 8/15 | 33/50 |
| Auburn | 20/32 | 2/15 | 9/7 | 3/5 | 17/22 |
| Tennessee | 32/30 | 7/33 | 12/20 | 1/10 | 23/25 |
| Arkansas | 22/28 | 4/18 | 9/5 | 7/15 | 8/6 |
| Texas Tech | 24/26 | 17/18 | 20/14 | 11/13 | 13/11 |
| Missouri | 32/36 | 14/17 | 18/7 | 12/14 | 30/21 |
| Alabama | 22/24 | 7/3 | 6/4 | 5/7 | 24/31 |
| Miss State | 26/34 | 10/20 | 3/6 | 9/6 | 17/15 |

Notable

OPPONENT
Kansas City -- McMahon era gets off to winning start. Tigers struggle at times but lead for 39 minutes; KJ Williams 13-14 doubles; Hill 7 assists. 16 asts-24 FGM.
Arkansas St. -- Tigers hold A-State scoreless for seven minutes after Red Wolves closed game to two. Miller, KJ and Hill only players to make field goals.
UNO -- Tigers shut down UNO in the first half and then shoot 66.7 percent in the second half (16-of-24) for easy win. Derek Fountain off bench leads LSU with 15.
Illinois St. -- KJ Williams scored 33 points as LSU scores 45 first half points, while holding ISU to 18, shooting 59.3%. State has just 6 2-pt field goals in game.
Akron -- Tigers rally from 8 down in first half to take lead early in second half, holding Akron to 5 2H FGs to advance to finals of Cayman Islands Classic.
K-State - Tigers score at buzzer to force OT, but officials rule clock didn't start on time; reviewed final 4.7 seconds, disallowing potential tying shot by Hannibal.
Wofford -- LSU rallies from five points down with 4:26 to play. Allows no 3pt FGs in that time after allowing 11 in game. Tigers shoot 52.8% FG. Miller 26 pts.
UTA -- For the second straight game, LSU had to rally in the final minutes, this time down 4 with 6:49 to play. 10-0 run helps seal the game for LSU, 34 paint pts.
Wake Forest -- Tigers down 20, 39-19, late 1st half, rallies for win on a Juice Hill layup with 2.1 seconds to play. KJ Williams 35 pts-10 rebs, 30th career double.
NCCU -- Derek Fountain (17-14) & KJ Williams (18-12) double doubles; combining for 29 first half pts ... Fountain's 1st college double; Cam Hayes 1st LSU start.
Winthrop -- Tigers rally from 1 down at half, making 21-of-31 FGs in 2nd half; 54.7% for game; Hayes 25 pts; Hannibal 6 assts; no TO; 21-11 adv Pts Off TO.
ETSU -- Tigers go to 8-0 at home, holding off an ETSU rally in 2nd half; KJ Williams with 5th double of season (28-12); Tigers lead for 39:20; 16 asts; 27 FGs.
Arkansas -- LSU takes down No. 9 Razorbacks, taking the lead for good in the final 2:30 ... Hannibal 19 pts, Fountain double double; 13-4 advantage pts/TOS.
UK -- LSU showed toughness rallying back every time it appeared UK might sprint clear. Down 1 twice in last 2:30. KJ Williams 23 pts. 49.1 % FGs, 11 3FG.
Texas A&M -- LSU could never get going after falling behind shooting 28.6% in 1st half; A&M, 42-10 paint pts adv; KJ Williams gets 1,000th career rebound.
Florida -- 15 TOs, poor shooting, while Florida shot 55% in second half, including 9-12 from inside arc, allowed Gators to make big game swing to lead. KJ 23 pts.
Alabama -- Alabama makes 14-of-33 3 PT FGs in the first half as LSU struggles from field (29.5%) ... Out rebounded 52-38 ... KJ Williams, Cam Hayes 10 pts.

Stat Leaders

| OPPONENT | POINTS | REBS | ASSTS | STLS | BLOCKS |
|----------------|----------------|----------------|--------------|---------------|------------|
| Kansas City | Miller 18 | KJ 14 | Hill 7 | Hill 4 | KJ 3 |
| Arkansas St. | Miller 26 | Wilkinson 6 | Hill 3 | Hannibal 3 | 3 with 1 |
| UNO | Fountain 15 | Fountain 8 | Hill 5 | Fountain 7 | Coleman 2 |
| Illinois State | KJ Williams 33 | KJ 8 | Hill 5 | 3 with 2 | 3 with 1 |
| Akron | Miller 23 | 2 with 5 | 3 with 3 | KJ 3 | Fountain 2 |
| K-State | KJ Williams 17 | KJ 10 | Hannibal 4 | Hannibal 4 | 3 with 1 |
| Wofford | Miller 26 | 2 with 5 | 5 with 2 | 2 with 2 | 2 with 1 |
| UT Arlington | KJ Williams 14 | KJ Williams 9 | Hill 5 | KJ 2 | 3 with 1 |
| Wake Forest | KJ Williams 35 | KJ Williams 10 | 2 with 6 | Fountain 4 | KJ 1 |
| NCCU | KJ Williams 18 | Fountain 14 | 2 with 4 | 3 with 2 | 2 with 2 |
| Winthrop | Hayes 25 | 2 with 7 | Hannibal 6 | 2 with 2 | Coleman 2 |
| ETSU | KJ Williams 28 | KJ Williams 12 | Hill 5 | KJ 3 | Reed 1 |
| Arkansas | Hannibal 19 | Fountain 10 | Hayes 3 | 2 with 2 | 3 with 1 |
| UK | KJ Williams 23 | Fountain 8 | Hannibal 4 | 3 with 1 | KJ 1 |
| Texas A&M | Miller 16 | KJ Williams 8 | Hannibal 4 | Hill 5 | 3 with 1 |
| Florida | KJ Williams 23 | Hannibal 12 | Hill 6 | Hannibal 2 | none |
| Alabama | 2 with 10 | Reed 7 | J Williams 5 | Ward 2 | none |
| Auburn | 2 with 16 | KJ Williams 8 | Miller 3 | KJ 2 | KJ 2 |
| Tennessee | KJ Williams 16 | Reed 5 | 2 with 4 | 2 with 1 | none |
| Arkansas | 2 with 9 | KJ Williams 11 | J Williams 2 | 2 with 2 | KJ 2 |
| Texas Tech | KJ Williams 20 | KJ Williams 9 | J Williams 4 | J. Williams 2 | KJ 2 |
| Missouri | KJ Williams 15 | 2 with 11 | Hannibal 5 | KJ 2 | 4 with 1 |
| Alabama | Fountain 2 | 2 with 8 | J Williams 4 | Miller 3 | Fountain 4 |
| Miss. State | KJ Williams 11 | 2 with 5 | Miller 3 | Ward 4 | Phillips 2 |

Notable

OPPONENT
Auburn -- LSU shoots less than 30 percent for second straight game; closes game 1st 5 minutes of 2nd half to 2 but can't sustain; KJ, Hannibal each get 16.
Tennessee -- Tigers outshoot Tennessee from field (47.7% & 59.1% 2nd half), but gives up 33 pts. off TOs (33-7). KJ Williams scores 2,000th career point.
Arkansas -- LSU makes just 3 FGs in first half, scoring just 14 points as Arkansas builds big lead. KJ 11 rebounds. First gm no Tigers scores in double figures.
Texas Tech -- Tigers rally from eight down at half to get a 56-51 lead, but a good offensive day goes quiet, making just 1-12 last 7:33 from field. KJ 20 pts.
Missouri -- Tigers get offense going but can't withstand 11 first-half threes from Missouri ... Six LSU players in double figures; KJ and Fountain both double.
Alabama -- LSU rallies from 8 down at half to within two three times in second half. Derek Fountain career high 26 points; 40-35 reb. adv.; 13-4 off. rebs.
Miss. State -- Tigers have two 10-0 runs in first half, two of their best in SEC play, to give LSU 6-pt lead. State comes back with 18-1 run to take control.

The Last Time LSU ...

ALL GAMES

Scoring

| | |
|---------------------|--------------------------------------|
| Less Than 50 points | 40 -- at Arkansas (40-60), 1/24/23 |
| 80 or more points | 89 -- vs. Winthrop (89-81), 12/17/22 |
| 90 or more points | 91 -- vs. UNO (91-62), 11/17/22 |
| 100 or more points | 101 -- vs. ULM (101-39), 11/9/21 |

Opponents Scoring

| | |
|---------------------|-------------------------------------|
| Less than 50 points | 49 -- by NW St. (49-89), 12/14/21 |
| 80 or more points | 87 -- by Missouri (87-77), 2/1/23 |
| 90 or more points | 91 -- by UGA (91-78), 2/23/21 |
| 100 or more points | 116 -- by Alabama (106-66), 1/14/23 |

Field Goal Percentage

| | |
|---------------------|---|
| Shot less than 30 % | 25.9 -- at Arkansas (14-54), 1/24/23 |
| Shot 50 % or more | 54.7 -- vs. Winthrop (35-64), 12/17/22 |
| Shot 60 % or more | 61.3 -- at Miss. State (38-62), 2/10/21 |
| Shot 70 % or more | 70.3 -- vs. Centenary (45-64), 1/15/03 |

Opponents Field Goal Percentage

| | |
|---------------------|--|
| Shot less than 30 % | 25.9 -- by Akron (14-54), 11/22/22 |
| Shot 50 % or more | 52.0 -- by Miss. State (26-50), 2/8/23 |
| Shot 60 % or more | 60.0 -- by Georgia (27-45), 2/6/14 |

Three-Point FG Percentage

| | |
|---------------------|--------------------------------------|
| Shot less than 10 % | 9.5 -- vs. Miss. St. (2-21), 1/11/20 |
| Shot 40 % or more | 40.9 -- at A&M (9-22), 1/7/23 |
| Shot 50 % or more | 50.0 -- at Texas A&M (8-16), 2/8/22 |
| Shot 60 % or more | 66.7 -- vs. Alabama (10-15), 1/8/19 |

Opponents Three-Point FG Percentage

| | |
|---------------------|--|
| Shot less than 10 % | 6.3 -- by UAB (1-16), 12/21/13 |
| Shot 40 % or more | 44.8 -- by Alabama (13-29), 2/4/23 |
| Shot 50 % or more | 61.6 -- by Texas Tech (11-18), 1/28/23 |
| Shot 60 % or more | 61.6 -- by Texas Tech (11-81), 1/28/23 |
| Shot 70% or more | 71.4 - by Grambling (5-7), 12/01/18 |

Free Throw Percentage

| | |
|---------------------|--|
| Shot less than 50 % | 40.0 -- vs. WF (6-15), 12/10/22 |
| Shot 80 % or more | 81.3 -- vs. Florida (13-16), 1/10/23 |
| Shot 90 % or more | 94.7 -- at Arkansas (18-19), 3/2/22 |
| Shot 100 percent | 100.0 -- vs. Texas A&M (13-13), 2/4/17 |

Rebounds

| | |
|-----------------------|----------------------------------|
| Had less than 20 rebs | 19 -- vs. Ole Miss, 1/22/11 |
| Had 40 or more rebs | 40 -- vs. Alabama, 2/4/23 |
| Had 50 or more rebs | 50 -- vs. McNeese, 11/18/21 |
| Had 60 or more rebs | 64 -- vs. N'western St, 11/16/13 |

Opponent Rebounds

| | |
|---------------------|---------------------------|
| Less than 20 rebs | 18 -- by UNCG, 11/9/18 |
| Had 40 or more rebs | 52 -- by Alabama, 1/14/23 |
| Had 50 or more rebs | 52 -- by Alabama, 1/14/23 |

Assists

| | |
|---------------------|-----------------------------------|
| Less than 5 assists | 4 -- vs. Texas A&M, 3/12/16 |
| 15 assists or more | 15 -- at Missouri, 2/1/23 |
| 20 assists or more | 20 -- vs. Lipscomb, 12/22/21 |
| 25 assists or more | 26 -- vs. UNF, 12/22/17 |
| 30 or more assists | 33 -- vs. Georgia State, 12/28/94 |

Opponent Assists

| | |
|---------------------|------------------------------|
| Less than 5 assists | 3 -- by Kentucky, 2/23/22 |
| 15 assists or more | 15 -- by Miss. State, 2/8/23 |
| 20 assists or more | 26 -- by Missouri, 2/1/23 |
| 25 assists or more | 26 -- by Missouri, 2/1/23 |
| 30 assists or more | 33 -- by Kentucky, 1/16/96 |

Blocks

| | |
|-------------------|----------------------------------|
| 0 blocks | 0 -- vs. Tennessee, 1/21/23 |
| 5 or more blocks | 8 -- vs. Alabama, 2/4/23 |
| 10 or more blocks | 10 -- vs. Grambling, 12/1/18 |
| 15 or more blocks | 16 -- vs. Alcorn State, 11/20/08 |

Opponent Blocks

| | |
|-------------------|---------------------------|
| 0 blocks | 0 -- by Alabama, 3/5/22 |
| 5 or more blocks | 5 -- by Alabama, 2/4/23 |
| 10 or more blocks | 14 -- by Auburn, 12/29/21 |

Steals

| | |
|-------------------|--------------------------------|
| 0 steals | 0 -- vs. Georgia Tech, 3/17/90 |
| 10 or more steals | 11 -- at A&M, 1/7/23 |
| 15 or more steals | 17 -- vs. UNO, 11/17/22 |

Opponent Steals

| | |
|-------------------|------------------------------------|
| 0 steals | 0 -- by Washington State, 12/27/08 |
| 10 or more steals | 10 -- by Florida, 1/10/23 |
| 15 or more steals | 15 -- by Iowa State, 3/18/22 |

The Last Time An LSU Player...

ALL GAMES

| | | |
|--|----|---|
| Scored 20 or more points..... | 26 | Derek Fountain, vs. Alabama, 2/4/23 |
| Scored 25 or more points..... | 26 | Derek Fountain, vs. Alabama, 2/4/23 |
| Scored 30 or more points..... | 35 | KJ Williams, vs. Wake Forest, 12/10/22 |
| Scored 35 or more points..... | 35 | KJ Williams, vs. Wake Forest, 12/10/22 |
| Scored 40 or more points..... | 43 | Ben Simmons, vs. North Florida, 12/2/15 |
| Scored 45 or more points..... | 53 | Shaquille O'Neal, vs. Arkansas State, 12/18/90 |
| Scored 50 or more points..... | 53 | Shaquille O'Neal, vs. Arkansas State, 12/18/90 |
| Scored 55 or more points..... | 55 | Chris Jackson, vs. Ole Miss, 3/4/89 |
| Scored 60 or more..... | 64 | Pete Maravich, vs. Kentucky, 2/21/70 |
| Scored double figures in 5 straight games..... | 6 | KJ Williams, 1/3/23 to 1/21/23 |
| Scored double figures in 10 straight games..... | 14 | Darius Days, 1/29/22 to 3/18/22 |
| Scored double figures in 15 straight game | 19 | Cameron Thomas, 1/13/21 to 3/22/21 |
| Scored double figures in 20 straight games..... | 28 | Ben Simmons, 11/30/15 to 3/5/16 |
| Scored double figures in 25 straight games..... | 28 | Ben Simmons, 11/30/15 to 3/5/16 |
| Scored double figures in 30 straight games..... | 48 | Glen Davis, 3/5/05 to 12/17/06 |
| Scored double figures in 35 straight games..... | 48 | Glen Davis, 3/5/05 to 12/17/06 |
| Scored double figures in 40 straight games..... | 48 | Glen Davis, 3/5/05 to 12/17/06 |
| Scored double figures in 45 or more straight game..... | 48 | Glen Davis, 3/5/05 to 12/17/06 |
| Scored 20 points or more in 2 straight games | 2 | Tari Eason 24 at Arkansas (3/2/22); 20 vs. Alabama (3/5/22) |
| Scored 20 points or more in 3 straight games | 3 | Tari Eason, 23 vs. Miss. State (2/12/22); 21 vs. UGA (2/16/22); 21 at South Carolina (2/19/22) |
| Scored 20 points or more in 4 straight games | 4 | Tari Eason, 25 at Texas A&M (2/8/22); 23 vs. Miss. State (2/12/22); 21 vs. UGA (2/16/22); 21 at South Carolina (2/19/22) |
| Scored 20 points or more in 5 straight games | 5 | Cam Thomas, 27 vs. Auburn (2/20/21); 21 at UGA (2/23/21); 25 at Arkansas (2/27/21); 23 vs. Vanderbilt (3/2/21); 29 at Missouri (3/6/21) |
| Scored 20 points or more in 6 straight games | 10 | Cam Thomas, 26 at Texas A&M (1/26/21); 25 vs. Texas Tech (1/30/21); 22 at Alabama (2/3/21); 25 at Miss. State (2/10/21); 25 vs. Tennessee (2/13/21); 27 vs. Auburn (2/20/21); 21 at UGA (2/23/21); 25 at Arkansas (2/27/21); 23 vs. Vanderbilt (3/2/21); 29 at Missouri, (3/6/21) |
| Scored 30 points or more in consecutive games | 2 | Marcus Thornton, 31 vs. Miss. State (1/21/09); 30 vs. Xavier (1/24/09) |
| Made 10-14 field goals in a game..... | 11 | KJ Williams, vs. ETSU, 12/21/22 |
| Made 15 or more field goals in a game | 15 | Ben Simmons, vs. N. Florida, 12/2/15 |
| Attempted 15-19 field goals in a game | 15 | Justice Hill, at Missouri, 2/1/23 |
| Attempted 20-24 field goals in a game..... | 20 | KJ Williams, vs. Florida, 1/10/23 |
| Attempted 25-29 field goals in a game..... | 25 | Johnny O'Bryant III, at Kentucky, 2/22/14 |
| Attempted 30 or more field goals in a game..... | 34 | Ronnie Henderson, vs. Oklahoma State, 12-20-94 |
| Made 5 three pointers in a game..... | 5 | Adam Miller, vs. Texas Tech, 1/28/23 |
| Made 6-9 three pointers in a game..... | 7 | KJ Williams, vs. Wake Forest, 12/10/22 |
| Made 10 or more three pointers in a game..... | 10 | Mahmoud Abdul-Rauf, vs. Tennessee, 2-10-90 |
| Attempted 8-10 three pointers in a game | 11 | Adam Miller, at Missouri, 2/1/23 |
| Attempted 11 or more three pointers in a game..... | 11 | Justice Hill, at Missouri, 2/1/23 |
| Had 15 or more rebounds..... | 11 | Adam Miller, at Missouri, 2/1/23 |
| Had 20 or more rebounds..... | 11 | Justice Hill, at Missouri, 2/1/23 |
| Had 10 or more rebounds in 2 straight games..... | 18 | Darius Days, vs. LA Tech, 12/18/21 |
| 10 or more rebounds in 3 straight games..... | 20 | Ben Simmons vs. Marquette, 11/23/15 |
| | 2 | KJ Williams, 10 vs. Wake Forest, 12/10/22; 12 vs. NCCU, 12/13/22 |
| | 3 | Darius Day 12 at TCU, 1/29/22; 13 vs. Ole Miss, 2/1/22; 11 at |

The Last Time An LSU Player...

ALL GAMES

| | | |
|--|----|--|
| Had 10 or more rebounds in 4 straight games..... | 4 | Vanderbilt, 2/5/22 Ben Simmons, 12 at Arkansas, 2/23/16; 11 vs. Florida, 2/27/16 ; 14 vs. Missouri, 3/1/16; 11 at Kentucky, 3/5/16 |
| Had 10 or more rebounds in 5 straight games..... | 7 | Ben Simmons, 16, vs. South Alabama, 11/19/15; 20 vs. Marquette, 11/23/15; 14 vs. NC State, 11/24/15; 18 at Charleston, 11/30/15; 14 vs. North Florida, 12/2/15, 14 at Houston, 12/13/15; vs. Gardner-Webb, 12/16/15 |
| Had 10 or more rebounds in 6 straight games..... | 7 | Ben Simmons, 16, vs. South Alabama, 11/19/15; 20 vs. Marquette, 11/23/15; 14 vs. NC State, 11/24/15; 18 at Charleston, 11/30/15; 14 vs. North Florida, 12/2/15, 14 at Houston, 12/13/15; vs. Gardner-Webb, 12/16/15 |
| Had 10 or more rebounds in 7 straight games..... | 7 | Ben Simmons, 16, vs. South Alabama, 11/19/15; 20 vs. Marquette, 11/23/15; 14 vs. NC State, 11/24/15; 18 at Charleston, 11/30/15; 14 vs. North Florida, 12/2/15, 14 at Houston, 12/13/15; vs. Gardner-Webb, 12/16/15 |
| Had 10 or more rebounds in 8 or more games | 8 | Glen Davis, 11 at Alabama, 2/4/06; 16 vs. Arkansas, 2/8/06; 15 at Florida, 2/11/06; 13 vs. Miss. State, 2/15/06; 11 at Auburn, 2/18/06; 11 at Vandy, 2/22/06; 15 vs. Kentucky, 2/25/06; 10 at S. Carolina, 2/28/06 |
| Had 9 offensive rebounds in a game..... | 9 | Darius Days vs. Arkansas, 1/8/20 |
| Had 10-13 defensive rebounds in a game..... | 11 | Darius Days vs. LA Tech, 12/18/21 |
| Had 14 or more defensive rebounds in a game..... | 15 | Ben Simmons, vs. Arkansas, 1/16/16 |
| Had 8 or more assists..... | 9 | Brandon Murray, vs. Missouri, 3/10/22 |
| Had 10 or more assists..... | 10 | Xavier Pinson, vs. Georgia, 2/16/22 |
| Had 15 or more assists..... | 18 | Randy Livingston, vs. George Mason, 12-3-94 |
| Had 5 or more blocks in a game..... | 5 | Kavell Bigby-Williams, at Ole Miss, 1/15/19 |
| Had 8 or more blocks in a game..... | 9 | Kavell Bigby-Williams, vs. Grambling, 12/1/18 |
| Had 10 or more blocks in a game | 11 | Stromile Swift, vs. Alabama, 2-10-99 |
| Had 5 or more steals in a game | 5 | Justice Hill, at Texas A&M, 1/7/23 |
| Had 8 or more steals in a game | 8 | Tremont Waters, vs. ULM, 12/28/18 |
| Had 10 or more steals in a game..... | 10 | Shawn Griggs, vs. Tennessee, 2-23-91 |
| Had a double-double | | Derek Fountain, 11 pts-11 rebs, at Missouri, 2/1/23 KJ Williams, 15 pts-11 rebs, at Missouri, 2/1/23 |
| Had a double-double in 2 or more straight games..... | 2 | KJ Williams, 35 pts-10 rebs, vs. Wake Forest, 12/10/22; 18 pts-12 rebs. vs. NCCU, 12/13/22 |
| Had a double-double in 4 or more straight games..... | 4 | Ben Simmons at Arkansas, 23 pts.-12 reb., 2/23/16; vs. Florida, 22 pts.-11 reb. , 2/27/16; vs. Missouri, 22 pts.-14 reb., 3/1/16; at Kentucky, 17 pts.-11 reb., 3/5/16 |
| Had a double-double in 5 or more straight games..... | 7 | Ben Simmons, vs. South Alabama, 23 pts-16 rebs, 11/19/15; vs. Marquette, 21 pts-20 rebs, 11/23/15; vs. NC State, 14 rebs-10 assts, 11/24/15; at Charleston, 15 pts-18 rebs, 11/30/15; vs. North Florida, 43; pts-11 rebs., 12/2/15; at Houston, 13 pts-14 rebs, 12/13/15; vs. Gardner-Webb, 11 pts-12 rebs, 12/16/15 |
| Had a triple-double | | Tim Quarterman, vs. Ole Miss, 18 pts-10 reb-10 asst, 2/28/15 |
| Played 40 minutes in a game..... | 41 | Brandon Murray, vs. Alabama, 3/5/22 |
| Played 41 or more in a game | 41 | Brandon Murray, vs. Alabama, 3/5/22 |
| Played 50 or more minutes in a game..... | 54 | Charles Carmouche, vs. Alabama, 2/23/13 |
| | 51 | Johnny O'Bryant III, vs. Alabama, 2/23/13 |



2022-23 LSU Men's Basketball Combined Team Statistics All games

Page 1/1
as of Feb 09, 2023

Game Records

| Record | Overall | Home | Away | Neutral |
|----------------|---------|------|------|---------|
| ALL GAMES | 12-12 | 9-5 | 0-6 | 3-1 |
| CONFERENCE | 1-10 | 1-4 | 0-6 | 0-0 |
| NON-CONFERENCE | 11-2 | 8-1 | 0-0 | 3-1 |

Score by Periods

| Team | 1st | 2nd | OT | TOT |
|-----------|-----|-----|----|------|
| LSU | 771 | 826 | 0 | 1597 |
| Opponents | 802 | 848 | 0 | 1650 |

Team Box Score

| No. | Player | | | | Total | | 3-Point | | F-Throw | | Rebounds | | | | | | | | | | | | | | |
|-----------|---------------------|-------|--------|------|----------|------|----------|------|---------|-------|----------|-----|-----|------|-----|----|-----|-----|-----|-----|------|------|--|--|--|
| | | GP-GS | MIN | AVG | FG-FGA | FG% | 3FG-3FGA | 3FG% | FT-FTA | FT% | OFF | DEF | TOT | AVG | PF | DQ | A | TO | BLK | STL | PTS | AVG | | | |
| 12 | WILLIAMS, KJ | 24-24 | 766:01 | 31.9 | 151-310 | .487 | 41-97 | .423 | 52-68 | .765 | 64 | 115 | 179 | 7.5 | 59 | 0 | 21 | 36 | 25 | 31 | 395 | 16.5 | | | |
| 44 | MILLER, Adam | 24-24 | 796:36 | 33.2 | 89-262 | .340 | 54-175 | .309 | 48-59 | .814 | 5 | 47 | 52 | 2.2 | 43 | 0 | 34 | 51 | 4 | 21 | 280 | 11.7 | | | |
| 20 | FOUNTAIN, Derek | 24-16 | 565:16 | 23.6 | 64-115 | .557 | 5-15 | .333 | 64-81 | .790 | 56 | 79 | 135 | 5.6 | 65 | 3 | 20 | 35 | 12 | 31 | 197 | 8.2 | | | |
| 1 | HAYES, Cam | 22-10 | 480:59 | 21.9 | 61-140 | .436 | 27-76 | .355 | 26-32 | .813 | 2 | 49 | 51 | 2.3 | 37 | 0 | 44 | 23 | 3 | 12 | 175 | 8.0 | | | |
| 3 | HILL, Justice | 21-16 | 540:04 | 25.7 | 53-177 | .299 | 24-86 | .279 | 16-29 | .552 | 7 | 31 | 38 | 1.8 | 17 | 0 | 67 | 33 | 2 | 22 | 146 | 7.0 | | | |
| 0 | HANNIBAL, Trae | 22-3 | 457:30 | 20.8 | 49-110 | .445 | 1-4 | .250 | 53-75 | .707 | 26 | 69 | 95 | 4.3 | 38 | 0 | 56 | 45 | 2 | 17 | 152 | 6.9 | | | |
| 11 | WILLIAMS, Justice | 19-7 | 316:53 | 16.7 | 26-75 | .347 | 4-25 | .160 | 12-20 | .600 | 8 | 20 | 28 | 1.5 | 18 | 0 | 30 | 20 | 0 | 8 | 68 | 3.6 | | | |
| 13 | REED, Jalen | 24-9 | 357:53 | 14.9 | 23-57 | .404 | 2-6 | .333 | 20-45 | .444 | 20 | 50 | 70 | 2.9 | 43 | 0 | 10 | 27 | 9 | 8 | 68 | 2.8 | | | |
| 5 | WILKINSON, Mwani | 12-9 | 156:19 | 13.0 | 11-27 | .407 | 8-18 | .444 | 1-2 | .500 | 2 | 17 | 19 | 1.6 | 19 | 0 | 10 | 7 | 3 | 6 | 31 | 2.6 | | | |
| 4 | COLEMAN, Kendal | 21-0 | 169:07 | 8.1 | 19-35 | .543 | 0-0 | .000 | 11-18 | .611 | 16 | 29 | 45 | 2.1 | 27 | 0 | 2 | 7 | 8 | 4 | 49 | 2.3 | | | |
| 15 | WARD, Tyrell | 14-2 | 124:58 | 8.9 | 9-34 | .265 | 6-19 | .316 | 2-4 | .500 | 4 | 7 | 11 | 0.8 | 13 | 0 | 3 | 5 | 0 | 10 | 26 | 1.9 | | | |
| 34 | PHILLIPS JR., Shawn | 13-0 | 65:03 | 5.0 | 3-7 | .429 | 0-0 | .000 | 4-4 | 1.000 | 4 | 11 | 15 | 1.2 | 12 | 0 | 2 | 3 | 2 | 4 | 10 | 0.8 | | | |
| 10 | EGEMO, Brandon | 1-0 | 01:07 | 1.1 | 0-0 | .000 | 0-0 | .000 | 0-0 | .000 | 0 | 1 | 1 | 1.0 | 0 | 0 | 0 | 0 | 0 | 0 | 0 | 0.0 | | | |
| 25 | BENHAYOUNE, Adam | 1-0 | 01:07 | 1.1 | 0-0 | .000 | 0-0 | .000 | 0-0 | .000 | 0 | 0 | 0 | 0.0 | 0 | 0 | 0 | 0 | 0 | 0 | 0 | 0.0 | | | |
| 30 | EDWARDS, Parker | 1-0 | 01:07 | 1.1 | 0-1 | .000 | 0-1 | .000 | 0-0 | .000 | 0 | 0 | 0 | 0.0 | 0 | 0 | 0 | 0 | 0 | 0 | 0 | 0.0 | | | |
| Team | | | | | | | | | | | 42 | 46 | 88 | | | | | 14 | | | | | | | |
| Total | | 24 | 4800 | | 558-1350 | .413 | 172-522 | .330 | 309-437 | .707 | 256 | 571 | 827 | 34.5 | 391 | 3 | 299 | 306 | 70 | 174 | 1597 | 66.5 | | | |
| Opponents | | 24 | 4800 | | 603-1366 | .441 | 184-562 | .327 | 260-369 | .705 | 240 | 590 | 830 | 34.6 | 389 | 8 | 316 | 298 | 82 | 150 | 1650 | 68.8 | | | |

Team Statistics

| | LSU | OPP |
|------------------------|-----------------|-----------------|
| Scoring | 1597 | 1650 |
| Points per game | 66.5 | 68.8 |
| Scoring margin | -2.2 | - |
| Field goals-att | 558-1350 | 603-1366 |
| Field goal pct | .413 | .441 |
| 3 point fg-att | 172-522 | 184-562 |
| 3-point FG pct | .330 | .327 |
| 3-pt FG made per game | 7.2 | 7.7 |
| Free throws-att | 309-437 | 260-369 |
| Free throw pct | .707 | .705 |
| F-Throws made per game | 12.9 | 10.8 |
| Rebounds | 827 | 830 |
| Rebounds per game | 34.5 | 34.6 |
| Rebounding margin | -0.1 | - |
| Assists | 299 | 316 |
| Assists per game | 12.5 | 13.2 |
| Turnovers | 306 | 298 |
| Turnovers per game | 12.8 | 12.4 |
| Turnover margin | -0.3 | - |
| Assist/turnover ratio | 1.0 | 1.1 |
| Steals | 174 | 150 |
| Steals per game | 7.3 | 6.3 |
| Blocks | 70 | 82 |
| Blocks per game | 2.9 | 3.4 |
| Winning streak | 0 | - |
| Home win streak | 0 | - |
| Attendance | 131091 | 81442 |
| Home games-Avg/Game | 14-9364 | 6-13574 |
| Neutral site-Avg/Game | - | 4-3161 |

Team Results

| Date | Opponent | | Score | Att. |
|------------|--------------------|---|--------|-------|
| 11/09/2022 | Kansas City | W | 74-63 | 9338 |
| 11/12/2022 | Arkansas St. | W | 61-52 | 9011 |
| 11/17/2022 | New Orleans | W | 91-62 | 9224 |
| 11/21/2022 | vs Illinois St. | W | 77-61 | 1250 |
| 11/22/2022 | vs Akron | W | 73-58 | 1200 |
| 11/23/2022 | vs Kansas St. | L | 59-61 | 2400 |
| 11/27/2022 | Wofford | W | 78-75 | 8428 |
| 12/02/2022 | UT Arlington | W | 63-59 | 9145 |
| 12/10/2022 | vs Wake Forest | W | 72-70 | 7795 |
| 12/13/2022 | N.C. Central | W | 67-57 | 8212 |
| 12/17/2022 | Winthrop | W | 89-81 | 9067 |
| 12/21/2022 | ETSU | W | 72-68 | 9059 |
| 12/28/2022 | Arkansas | W | 60-57 | 10428 |
| 01/03/2023 | at Kentucky | L | 71-74 | 19610 |
| 01/07/2023 | at Texas A&M | L | 56-69 | 9319 |
| 01/10/2023 | Florida | L | 56-67 | 9159 |
| 01/14/2023 | at Alabama | L | 66-106 | 13474 |
| 01/18/2023 | Auburn | L | 49-67 | 9967 |
| 01/21/2023 | Tennessee | L | 56-77 | 10462 |
| 01/24/2023 | at Arkansas | L | 40-60 | 19200 |
| 01/28/2023 | Texas Tech | L | 68-76 | 9939 |
| 02/01/2023 | at Missouri | L | 77-87 | 12769 |
| 02/04/2023 | Alabama | L | 69-79 | 9652 |
| 02/08/2023 | at Mississippi St. | L | 53-64 | 7070 |



2022-23 LSU Men's Basketball Combined Team Statistics In Conference games

Page 1/1
as of Feb 09, 2023

Game Records

| Record | Overall | Home | Away | Neutral |
|----------------|---------|------|------|---------|
| ALL GAMES | 1-10 | 1-4 | 0-6 | 0-0 |
| CONFERENCE | 1-10 | 1-4 | 0-6 | 0-0 |
| NON-CONFERENCE | 0-0 | 0-0 | 0-0 | 0-0 |

Score by Periods

| Team | 1st | 2nd | OT | TOT |
|-----------|-----|-----|----|-----|
| LSU | 286 | 367 | 0 | 653 |
| Opponents | 405 | 402 | 0 | 807 |

Team Box Score

| No. | Player | | | | Total | | 3-Point | | F-Throw | | Rebounds | | | | | | | | | | | | | |
|-----------|---------------------|-------|--------|------|---------|-------|----------|------|---------|------|----------|-----|-----|------|-----|----|-----|-----|-----|-----|-----|------|--|--|
| | | GP-GS | MIN | AVG | FG-FGA | FG% | 3FG-3FGA | 3FG% | FT-FTA | FT% | OFF | DEF | TOT | AVG | PF | DQ | A | TO | BLK | STL | PTS | AVG | | |
| 12 | WILLIAMS, KJ | 11-11 | 357:36 | 32.5 | 53-125 | .424 | 16-46 | .348 | 27-36 | .750 | 23 | 48 | 71 | 6.5 | 25 | 0 | 7 | 15 | 12 | 10 | 149 | 13.5 | | |
| 0 | HANNIBAL, Trae | 9-3 | 208:44 | 23.2 | 33-69 | .478 | 1-3 | .333 | 24-35 | .686 | 15 | 30 | 45 | 5.0 | 15 | 0 | 22 | 21 | 1 | 6 | 91 | 10.1 | | |
| 20 | FOUNTAIN, Derek | 11-11 | 290:59 | 26.5 | 30-65 | .462 | 3-11 | .273 | 36-44 | .818 | 29 | 36 | 65 | 5.9 | 29 | 2 | 11 | 20 | 6 | 12 | 99 | 9.0 | | |
| 44 | MILLER, Adam | 11-11 | 361:50 | 32.9 | 30-111 | .270 | 21-73 | .288 | 17-22 | .773 | 3 | 22 | 25 | 2.3 | 22 | 0 | 16 | 24 | 1 | 12 | 98 | 8.9 | | |
| 1 | HAYES, Cam | 10-6 | 248:32 | 24.9 | 24-71 | .338 | 12-41 | .293 | 9-10 | .900 | 1 | 27 | 28 | 2.8 | 18 | 0 | 20 | 6 | 1 | 2 | 69 | 6.9 | | |
| 3 | HILL, Justice | 8-4 | 188:32 | 23.6 | 14-59 | .237 | 9-38 | .237 | 2-5 | .400 | 2 | 13 | 15 | 1.9 | 5 | 0 | 16 | 15 | 1 | 7 | 39 | 4.9 | | |
| 11 | WILLIAMS, Justice | 11-6 | 196:48 | 17.9 | 14-43 | .326 | 4-11 | .364 | 9-10 | .900 | 3 | 13 | 16 | 1.5 | 13 | 0 | 19 | 12 | 0 | 2 | 41 | 3.7 | | |
| 15 | WARD, Tyrell | 7-2 | 88:53 | 12.7 | 7-26 | .269 | 5-14 | .357 | 2-4 | .500 | 2 | 4 | 6 | 0.9 | 9 | 0 | 3 | 4 | 0 | 7 | 21 | 3.0 | | |
| 13 | REED, Jalen | 11-1 | 133:54 | 12.2 | 10-29 | .345 | 0-2 | .000 | 4-16 | .250 | 9 | 22 | 31 | 2.8 | 21 | 0 | 3 | 10 | 3 | 1 | 24 | 2.2 | | |
| 4 | COLEMAN, Kendal | 8-0 | 56:07 | 7.0 | 4-10 | .400 | 0-0 | .000 | 6-10 | .600 | 5 | 6 | 11 | 1.4 | 11 | 0 | 0 | 2 | 1 | 0 | 14 | 1.8 | | |
| 5 | WILKINSON, Mwani | 2-0 | 12:37 | 6.3 | 1-1 | 1.000 | 0-0 | .000 | 0-0 | .000 | 0 | 0 | 0 | 0.0 | 2 | 0 | 1 | 1 | 1 | 1 | 2 | 1.0 | | |
| 34 | PHILLIPS JR., Shawn | 9-0 | 55:27 | 6.2 | 3-6 | .500 | 0-0 | .000 | 0-0 | .000 | 4 | 9 | 13 | 1.4 | 6 | 0 | 1 | 1 | 2 | 4 | 6 | 0.7 | | |
| Team | | | | | | | | | | | 22 | 22 | 44 | | | | | 10 | | | | | | |
| Total | | 11 | 2200 | | 223-615 | .363 | 71-239 | .297 | 136-192 | .708 | 118 | 252 | 370 | 33.6 | 176 | 2 | 119 | 141 | 29 | 64 | 653 | 59.4 | | |
| Opponents | | 11 | 2200 | | 295-639 | .462 | 97-279 | .348 | 120-166 | .723 | 111 | 296 | 407 | 37.0 | 165 | 2 | 167 | 107 | 50 | 75 | 807 | 73.4 | | |

Team Statistics

| | LSU | OPP |
|------------------------|----------------|----------------|
| Scoring | 653 | 807 |
| Points per game | 59.4 | 73.4 |
| Scoring margin | -14.0 | - |
| Field goals-att | 223-615 | 295-639 |
| Field goal pct | .363 | .462 |
| 3 point fg-att | 71-239 | 97-279 |
| 3-point FG pct | .297 | .348 |
| 3-pt FG made per game | 6.5 | 8.8 |
| Free throws-att | 136-192 | 120-166 |
| Free throw pct | .708 | .723 |
| F-Throws made per game | 12.4 | 10.9 |
| Rebounds | 370 | 407 |
| Rebounds per game | 33.6 | 37.0 |
| Rebounding margin | -3.4 | - |
| Assists | 119 | 167 |
| Assists per game | 10.8 | 15.2 |
| Turnovers | 141 | 107 |
| Turnovers per game | 12.8 | 9.7 |
| Turnover margin | -3.1 | - |
| Assist/turnover ratio | 0.8 | 1.6 |
| Steals | 64 | 75 |
| Steals per game | 5.8 | 6.8 |
| Blocks | 29 | 50 |
| Blocks per game | 2.6 | 4.5 |
| Winning streak | 0 | - |
| Home win streak | 0 | - |
| Attendance | 49668 | 81442 |
| Home games-Avg/Game | 5-9934 | 6-13574 |
| Neutral site-Avg/Game | - | 0-0 |

Team Results

| Date | Opponent | | Score | Att. |
|------------|--------------------|---|--------|-------|
| 12/28/2022 | Arkansas | W | 60-57 | 10428 |
| 01/03/2023 | at Kentucky | L | 71-74 | 19610 |
| 01/07/2023 | at Texas A&M | L | 56-69 | 9319 |
| 01/10/2023 | Florida | L | 56-67 | 9159 |
| 01/14/2023 | at Alabama | L | 66-106 | 13474 |
| 01/18/2023 | Auburn | L | 49-67 | 9967 |
| 01/21/2023 | Tennessee | L | 56-77 | 10462 |
| 01/24/2023 | at Arkansas | L | 40-60 | 19200 |
| 02/01/2023 | at Missouri | L | 77-87 | 12769 |
| 02/04/2023 | Alabama | L | 69-79 | 9652 |
| 02/08/2023 | at Mississippi St. | L | 53-64 | 7070 |



2022-23 LSU Men's Basketball
Category Leaders
All games

Page 1/3
as of Feb 09, 2023

Points

| ## | Player | G | Pts | Pts/G |
|----|---------------------|----|-----|-------|
| 12 | Williams, KJ | 24 | 395 | 16.5 |
| 44 | Miller, Adam | 24 | 280 | 11.7 |
| 20 | Fountain, Derek | 24 | 197 | 8.2 |
| 1 | Hayes, Cam | 22 | 175 | 8.0 |
| 0 | Hannibal, Trae | 22 | 152 | 6.9 |
| 3 | Hill, Justice | 21 | 146 | 7.0 |
| 11 | Williams, Justice | 19 | 68 | 3.6 |
| 13 | Reed, Jalen | 24 | 68 | 2.8 |
| 4 | Coleman, Kendal | 21 | 49 | 2.3 |
| 5 | Wilkinson, Mwani | 12 | 31 | 2.6 |
| 15 | Ward, Tyrell | 14 | 26 | 1.9 |
| 34 | Phillips Jr., Shawn | 13 | 10 | 0.8 |

Scoring Average

| ## | Player | G | Pts | Pts/G |
|----|---------------------|----|-----|-------|
| 12 | Williams, KJ | 24 | 395 | 16.5 |
| 44 | Miller, Adam | 24 | 280 | 11.7 |
| 20 | Fountain, Derek | 24 | 197 | 8.2 |
| 1 | Hayes, Cam | 22 | 175 | 8.0 |
| 3 | Hill, Justice | 21 | 146 | 7.0 |
| 0 | Hannibal, Trae | 22 | 152 | 6.9 |
| 11 | Williams, Justice | 19 | 68 | 3.6 |
| 13 | Reed, Jalen | 24 | 68 | 2.8 |
| 5 | Wilkinson, Mwani | 12 | 31 | 2.6 |
| 4 | Coleman, Kendal | 21 | 49 | 2.3 |
| 15 | Ward, Tyrell | 14 | 26 | 1.9 |
| 34 | Phillips Jr., Shawn | 13 | 10 | 0.8 |

Field Goal Percentage

| ## | Player | FG | Att | Pct |
|----|---------------------|-----|-----|------|
| 20 | Fountain, Derek | 64 | 115 | .557 |
| 4 | Coleman, Kendal | 19 | 35 | .543 |
| 12 | Williams, KJ | 151 | 310 | .487 |
| 0 | Hannibal, Trae | 49 | 110 | .445 |
| 1 | Hayes, Cam | 61 | 140 | .436 |
| 34 | Phillips Jr., Shawn | 3 | 7 | .429 |
| 5 | Wilkinson, Mwani | 11 | 27 | .407 |
| 13 | Reed, Jalen | 23 | 57 | .404 |
| 11 | Williams, Justice | 26 | 75 | .347 |
| 44 | Miller, Adam | 89 | 262 | .340 |
| 3 | Hill, Justice | 53 | 177 | .299 |
| 15 | Ward, Tyrell | 9 | 34 | .265 |

Field Goal Attempts

| ## | Player | G | Att | Att/G |
|----|-----------------|----|-----|-------|
| 12 | Williams, KJ | 24 | 310 | 12.9 |
| 44 | Miller, Adam | 24 | 262 | 10.9 |
| 3 | Hill, Justice | 21 | 177 | 8.4 |
| 1 | Hayes, Cam | 22 | 140 | 6.4 |
| 20 | Fountain, Derek | 24 | 115 | 4.8 |

Field Goals Made

| ## | Player | G | Made | Made/G |
|----|-----------------|----|------|--------|
| 12 | Williams, KJ | 24 | 151 | 6.3 |
| 44 | Miller, Adam | 24 | 89 | 3.7 |
| 20 | Fountain, Derek | 24 | 64 | 2.7 |
| 1 | Hayes, Cam | 22 | 61 | 2.8 |
| 3 | Hill, Justice | 21 | 53 | 2.5 |

3-Point FG Percentage

| ## | Player | 3FG | Att | Pct |
|----|-------------------|-----|-----|------|
| 5 | Wilkinson, Mwani | 8 | 18 | .444 |
| 12 | Williams, KJ | 41 | 97 | .423 |
| 1 | Hayes, Cam | 27 | 76 | .355 |
| 20 | Fountain, Derek | 5 | 15 | .333 |
| 13 | Reed, Jalen | 2 | 6 | .333 |
| 15 | Ward, Tyrell | 6 | 19 | .316 |
| 44 | Miller, Adam | 54 | 175 | .309 |
| 3 | Hill, Justice | 24 | 86 | .279 |
| 0 | Hannibal, Trae | 1 | 4 | .250 |
| 11 | Williams, Justice | 4 | 25 | .160 |

3-Point FG Attempts

| ## | Player | G | Att | Att/G |
|----|-------------------|----|-----|-------|
| 44 | Miller, Adam | 24 | 175 | 7.3 |
| 12 | Williams, KJ | 24 | 97 | 4.0 |
| 3 | Hill, Justice | 21 | 86 | 4.1 |
| 1 | Hayes, Cam | 22 | 76 | 3.5 |
| 11 | Williams, Justice | 19 | 25 | 1.3 |

3-Point FG Made

| ## | Player | G | Made | Made/G |
|----|------------------|----|------|--------|
| 44 | Miller, Adam | 24 | 54 | 2.3 |
| 12 | Williams, KJ | 24 | 41 | 1.7 |
| 1 | Hayes, Cam | 22 | 27 | 1.2 |
| 3 | Hill, Justice | 21 | 24 | 1.1 |
| 5 | Wilkinson, Mwani | 12 | 8 | 0.7 |



2022-23 LSU Men's Basketball
Category Leaders
All games

Page 2/3
as of Feb 09, 2023

Free Throw Percentage

| ## | Player | Made | Att | Pct |
|----|---------------------|------|-----|-------|
| 34 | Phillips Jr., Shawn | 4 | 4 | 1.000 |
| 44 | Miller, Adam | 48 | 59 | .814 |
| 1 | Hayes, Cam | 26 | 32 | .813 |
| 20 | Fountain, Derek | 64 | 81 | .790 |
| 12 | Williams, KJ | 52 | 68 | .765 |
| 0 | Hannibal, Trae | 53 | 75 | .707 |
| 4 | Coleman, Kendal | 11 | 18 | .611 |
| 11 | Williams, Justice | 12 | 20 | .600 |
| 3 | Hill, Justice | 16 | 29 | .552 |
| 5 | Wilkinson, Mwani | 1 | 2 | .500 |
| 15 | Ward, Tyrell | 2 | 4 | .500 |
| 13 | Reed, Jalen | 20 | 45 | .444 |

Free Throw Attempts

| ## | Player | G | Att | Att/G |
|----|-----------------|----|-----|-------|
| 20 | Fountain, Derek | 24 | 81 | 3.4 |
| 0 | Hannibal, Trae | 22 | 75 | 3.4 |
| 12 | Williams, KJ | 24 | 68 | 2.8 |
| 44 | Miller, Adam | 24 | 59 | 2.5 |
| 13 | Reed, Jalen | 24 | 45 | 1.9 |

Free Throws Made

| ## | Player | G | Made | Made/G |
|----|-----------------|----|------|--------|
| 20 | Fountain, Derek | 24 | 64 | 2.7 |
| 0 | Hannibal, Trae | 22 | 53 | 2.4 |
| 12 | Williams, KJ | 24 | 52 | 2.2 |
| 44 | Miller, Adam | 24 | 48 | 2.0 |
| 1 | Hayes, Cam | 22 | 26 | 1.2 |

Rebounds

| ## | Player | G | Reb | Reb/G |
|----|-----------------|----|-----|-------|
| 12 | Williams, KJ | 24 | 179 | 7.5 |
| 20 | Fountain, Derek | 24 | 135 | 5.6 |
| 0 | Hannibal, Trae | 22 | 95 | 4.3 |
| 13 | Reed, Jalen | 24 | 70 | 2.9 |
| 44 | Miller, Adam | 24 | 52 | 2.2 |

Assists

| ## | Player | G | Ast | Ast/G |
|----|-------------------|----|-----|-------|
| 3 | Hill, Justice | 21 | 67 | 3.2 |
| 0 | Hannibal, Trae | 22 | 56 | 2.5 |
| 1 | Hayes, Cam | 22 | 44 | 2.0 |
| 44 | Miller, Adam | 24 | 34 | 1.4 |
| 11 | Williams, Justice | 19 | 30 | 1.6 |

Rebounds Average

| ## | Player | G | Reb | Reb/G |
|----|-----------------|----|-----|-------|
| 12 | Williams, KJ | 24 | 179 | 7.5 |
| 20 | Fountain, Derek | 24 | 135 | 5.6 |
| 0 | Hannibal, Trae | 22 | 95 | 4.3 |
| 13 | Reed, Jalen | 24 | 70 | 2.9 |
| 1 | Hayes, Cam | 22 | 51 | 2.3 |

Steals

| ## | Player | G | Stl | Stl/G |
|----|-----------------|----|-----|-------|
| 12 | Williams, KJ | 24 | 31 | 1.3 |
| 20 | Fountain, Derek | 24 | 31 | 1.3 |
| 3 | Hill, Justice | 21 | 22 | 1.0 |
| 44 | Miller, Adam | 24 | 21 | 0.9 |
| 0 | Hannibal, Trae | 22 | 17 | 0.8 |

Offensive Rebounds

| ## | Player | G | OReb | OReb/G |
|----|-----------------|----|------|--------|
| 12 | Williams, KJ | 24 | 64 | 2.7 |
| 20 | Fountain, Derek | 24 | 56 | 2.3 |
| 0 | Hannibal, Trae | 22 | 26 | 1.2 |
| 13 | Reed, Jalen | 24 | 20 | 0.8 |
| 4 | Coleman, Kendal | 21 | 16 | 0.8 |

Blocked Shots

| ## | Player | G | Blk | Blk/G |
|----|-----------------|----|-----|-------|
| 12 | Williams, KJ | 24 | 25 | 1.0 |
| 20 | Fountain, Derek | 24 | 12 | 0.5 |
| 13 | Reed, Jalen | 24 | 9 | 0.4 |
| 4 | Coleman, Kendal | 21 | 8 | 0.4 |
| 44 | Miller, Adam | 24 | 4 | 0.2 |

Defensive Rebounds

| ## | Player | G | DReb | DReb/G |
|----|-----------------|----|------|--------|
| 12 | Williams, KJ | 24 | 115 | 4.8 |
| 20 | Fountain, Derek | 24 | 79 | 3.3 |
| 0 | Hannibal, Trae | 22 | 69 | 3.1 |
| 13 | Reed, Jalen | 24 | 50 | 2.1 |
| 1 | Hayes, Cam | 22 | 49 | 2.2 |

Minutes

| ## | Player | G | Min | Min/G |
|----|-----------------|----|-----|-------|
| 44 | Miller, Adam | 24 | 797 | 33:11 |
| 12 | Williams, KJ | 24 | 766 | 31:55 |
| 20 | Fountain, Derek | 24 | 565 | 23:33 |
| 3 | Hill, Justice | 21 | 540 | 25:43 |
| 1 | Hayes, Cam | 22 | 481 | 21:52 |



2022-23 LSU Men's Basketball
Category Leaders
All games

Page 3/3
as of Feb 09, 2023

Fouls

| ## | Player | G | PF | PF/G |
|----|-----------------|----|----|------|
| 20 | Fountain, Derek | 24 | 65 | 2.7 |
| 12 | Williams, KJ | 24 | 59 | 2.5 |
| 44 | Miller, Adam | 24 | 43 | 1.8 |
| 13 | Reed, Jalen | 24 | 43 | 1.8 |
| 0 | Hannibal, Trae | 22 | 38 | 1.7 |

Turnovers

| ## | Player | G | TO | TO/G |
|----|-----------------|----|----|------|
| 44 | Miller, Adam | 24 | 51 | 2.1 |
| 0 | Hannibal, Trae | 22 | 45 | 2.0 |
| 12 | Williams, KJ | 24 | 36 | 1.5 |
| 20 | Fountain, Derek | 24 | 35 | 1.5 |
| 3 | Hill, Justice | 21 | 33 | 1.6 |

Foul Outs

| ## | Player | G | FO |
|----|-----------------|----|----|
| 20 | Fountain, Derek | 24 | 3 |



**2022-23 LSU Men's Basketball
Team Game-by-Game
All games**

Page 1/1
as of Feb 09, 2023

| | | | | Total | | 3-Pointers | | Free throws | | Rebounds | | | | | | | | | | | |
|--------------------|------------|--------|---|----------|------|------------|------|-------------|------|----------|-----|-----|------|-----|-----|-----|-----|-----|------|------|--|
| Opponent | Date | Score | | FG-FGA | PCT | 3FG-3FGA | PCT | FT-FTA | PCT | OFF | DEF | TOT | AVG | PF | A | TO | BLK | STL | PTS | AVG | |
| Kansas City | 11/09/2022 | 74-63 | W | 24-57 | .421 | 8-21 | .381 | 18-26 | .692 | 13 | 32 | 45 | 45.0 | 23 | 16 | 15 | 4 | 11 | 74 | 74.0 | |
| Arkansas St. | 11/12/2022 | 61-52 | W | 20-51 | .392 | 8-20 | .400 | 13-16 | .813 | 8 | 26 | 34 | 39.5 | 11 | 9 | 13 | 3 | 6 | 61 | 67.5 | |
| New Orleans | 11/17/2022 | 91-62 | W | 30-58 | .517 | 12-28 | .429 | 19-26 | .731 | 12 | 24 | 36 | 38.3 | 23 | 14 | 14 | 3 | 17 | 91 | 75.3 | |
| vs Illinois St. | 11/21/2022 | 77-61 | W | 26-53 | .491 | 3-14 | .214 | 22-30 | .733 | 9 | 26 | 35 | 37.5 | 19 | 17 | 18 | 3 | 8 | 77 | 75.8 | |
| vs Akron | 11/22/2022 | 73-58 | W | 25-52 | .481 | 9-19 | .474 | 14-16 | .875 | 8 | 23 | 31 | 36.2 | 23 | 14 | 10 | 3 | 9 | 73 | 75.2 | |
| vs Kansas St. | 11/23/2022 | 59-61 | L | 23-53 | .434 | 6-19 | .316 | 7-14 | .500 | 9 | 21 | 30 | 35.2 | 22 | 10 | 17 | 3 | 9 | 59 | 72.5 | |
| Wofford | 11/27/2022 | 78-75 | W | 28-53 | .528 | 8-19 | .421 | 14-17 | .824 | 5 | 21 | 26 | 33.9 | 12 | 11 | 11 | 2 | 8 | 78 | 73.3 | |
| UT Arlington | 12/02/2022 | 63-59 | W | 21-51 | .412 | 7-18 | .389 | 14-21 | .667 | 11 | 29 | 40 | 34.6 | 14 | 11 | 13 | 3 | 5 | 63 | 72.0 | |
| vs Wake Forest | 12/10/2022 | 72-70 | W | 28-64 | .438 | 10-26 | .385 | 6-15 | .400 | 9 | 21 | 30 | 34.1 | 15 | 17 | 7 | 1 | 9 | 72 | 72.0 | |
| N.C. Central | 12/13/2022 | 67-57 | W | 26-63 | .413 | 4-25 | .160 | 11-18 | .611 | 15 | 30 | 45 | 35.2 | 9 | 16 | 11 | 5 | 8 | 67 | 71.5 | |
| Winthrop | 12/17/2022 | 89-81 | W | 35-64 | .547 | 11-27 | .407 | 8-12 | .667 | 12 | 23 | 35 | 35.2 | 13 | 19 | 10 | 6 | 6 | 89 | 73.1 | |
| ETSU | 12/21/2022 | 72-68 | W | 27-57 | .474 | 6-21 | .286 | 12-15 | .800 | 10 | 26 | 36 | 35.3 | 15 | 16 | 16 | 1 | 8 | 72 | 73.0 | |
| Arkansas | 12/28/2022 | 60-57 | W | 25-62 | .403 | 4-17 | .235 | 6-12 | .500 | 9 | 30 | 39 | 35.5 | 13 | 9 | 10 | 3 | 6 | 60 | 72.0 | |
| at Kentucky | 01/03/2023 | 71-74 | L | 26-53 | .491 | 11-25 | .440 | 8-10 | .800 | 5 | 17 | 22 | 34.6 | 15 | 15 | 9 | 1 | 3 | 71 | 71.9 | |
| at Texas A&M | 01/07/2023 | 56-69 | L | 17-49 | .347 | 9-22 | .409 | 13-18 | .722 | 8 | 19 | 27 | 34.1 | 16 | 11 | 15 | 3 | 11 | 56 | 70.9 | |
| Florida | 01/10/2023 | 56-67 | L | 19-59 | .322 | 5-28 | .179 | 13-16 | .813 | 15 | 25 | 40 | 34.4 | 21 | 12 | 16 | 0 | 5 | 56 | 69.9 | |
| at Alabama | 01/14/2023 | 66-106 | L | 18-61 | .295 | 8-21 | .381 | 22-29 | .759 | 14 | 24 | 38 | 34.6 | 18 | 12 | 11 | 0 | 4 | 66 | 69.7 | |
| Auburn | 01/18/2023 | 49-67 | L | 17-58 | .293 | 4-20 | .200 | 11-17 | .647 | 14 | 24 | 38 | 34.8 | 13 | 7 | 11 | 5 | 5 | 49 | 68.6 | |
| Tennessee | 01/21/2023 | 56-77 | L | 21-44 | .477 | 4-16 | .250 | 10-17 | .588 | 7 | 22 | 29 | 34.5 | 16 | 8 | 19 | 0 | 2 | 56 | 67.9 | |
| at Arkansas | 01/24/2023 | 40-60 | L | 14-54 | .259 | 1-9 | .111 | 11-16 | .688 | 14 | 21 | 35 | 34.6 | 15 | 6 | 15 | 3 | 5 | 40 | 66.5 | |
| Texas Tech | 01/28/2023 | 68-76 | L | 22-59 | .373 | 9-26 | .346 | 15-19 | .789 | 17 | 17 | 34 | 34.5 | 16 | 10 | 10 | 4 | 6 | 68 | 66.6 | |
| at Missouri | 02/01/2023 | 77-87 | L | 27-66 | .409 | 11-33 | .333 | 12-17 | .706 | 15 | 23 | 38 | 34.7 | 18 | 15 | 12 | 2 | 7 | 77 | 67.0 | |
| Alabama | 02/04/2023 | 69-79 | L | 19-62 | .306 | 7-27 | .259 | 24-31 | .774 | 13 | 27 | 40 | 34.9 | 16 | 11 | 8 | 8 | 7 | 69 | 67.1 | |
| at Mississippi St. | 02/08/2023 | 53-64 | L | 20-47 | .426 | 7-21 | .333 | 6-9 | .667 | 4 | 20 | 24 | 34.5 | 15 | 13 | 15 | 4 | 9 | 53 | 66.5 | |
| Total | | 1597 | | 558-1350 | .413 | 172-522 | .330 | 309-437 | .707 | 256 | 571 | 827 | 34.5 | 391 | 299 | 306 | 70 | 174 | 1597 | 66.5 | |
| Opponents | | 1650 | | 603-1366 | .441 | 184-562 | .327 | 260-369 | .705 | 240 | 590 | 830 | 34.6 | 389 | 316 | 298 | 82 | 150 | 1650 | 68.8 | |

LSU Averages

| Games Played | Points/game | FG Pct | 3FG Pct | FT Pct | Rebounds/game | Assists/game | Turnovers/game | Assist/Turnover ratio | Steals/game | Blocks/game |
|--------------|-------------|--------|---------|--------|---------------|--------------|----------------|-----------------------|-------------|-------------|
| 24 | 66.5 | 41.3 | 33.0 | 70.7 | 34.5 | 12.5 | 12.8 | 1.0 | 7.3 | 2.9 |



2022-23 LSU Men's Basketball Opponents Game-by-Game All games

Page 1/1
as of Feb 09, 2023

| | | | | Total | | 3-Pointers | | Free throws | | Rebounds | | | | | | | | | | | |
|--------------------|------------|--------|---|----------|------|------------|------|-------------|------|----------|-----|-----|------|-----|-----|-----|-----|-----|------|------|--|
| Opponent | Date | Score | | FG-FGA | PCT | 3FG-3FGA | PCT | FT-FTA | PCT | OFF | DEF | TOT | AVG | PF | A | TO | BLK | STL | PTS | AVG | |
| Kansas City | 11/09/2022 | 74-63 | W | 19-58 | .328 | 4-25 | .160 | 21-27 | .778 | 11 | 27 | 38 | 38.0 | 20 | 12 | 16 | 1 | 6 | 63 | 63.0 | |
| Arkansas St. | 11/12/2022 | 61-52 | W | 22-57 | .386 | 5-25 | .200 | 3-4 | .750 | 10 | 25 | 35 | 36.5 | 15 | 9 | 16 | 2 | 7 | 52 | 57.5 | |
| New Orleans | 11/17/2022 | 91-62 | W | 23-50 | .460 | 7-17 | .412 | 9-20 | .450 | 9 | 20 | 29 | 34.0 | 21 | 12 | 23 | 1 | 3 | 62 | 59.0 | |
| vs Illinois St. | 11/21/2022 | 77-61 | W | 22-52 | .423 | 5-22 | .227 | 12-14 | .857 | 4 | 21 | 25 | 31.8 | 24 | 13 | 19 | 3 | 8 | 61 | 59.5 | |
| vs Akron | 11/22/2022 | 73-58 | W | 14-54 | .259 | 8-25 | .320 | 22-30 | .733 | 19 | 17 | 36 | 32.6 | 14 | 8 | 14 | 1 | 4 | 58 | 59.2 | |
| vs Kansas St. | 11/23/2022 | 59-61 | L | 20-48 | .417 | 4-15 | .267 | 17-21 | .810 | 8 | 22 | 30 | 32.2 | 16 | 13 | 17 | 1 | 6 | 61 | 59.5 | |
| Wofford | 11/27/2022 | 78-75 | W | 28-58 | .483 | 11-31 | .355 | 8-9 | .889 | 9 | 21 | 30 | 31.9 | 17 | 12 | 13 | 1 | 5 | 75 | 61.7 | |
| UT Arlington | 12/02/2022 | 63-59 | W | 24-64 | .375 | 5-19 | .263 | 6-11 | .545 | 14 | 22 | 36 | 32.4 | 17 | 8 | 9 | 4 | 6 | 59 | 61.4 | |
| vs Wake Forest | 12/10/2022 | 72-70 | W | 28-55 | .509 | 5-24 | .208 | 9-13 | .692 | 8 | 29 | 37 | 32.9 | 15 | 11 | 15 | 1 | 5 | 70 | 62.3 | |
| N.C. Central | 12/13/2022 | 67-57 | W | 24-55 | .436 | 7-15 | .467 | 2-8 | .250 | 4 | 27 | 31 | 32.7 | 17 | 10 | 14 | 1 | 7 | 57 | 61.8 | |
| Winthrop | 12/17/2022 | 89-81 | W | 31-60 | .517 | 11-26 | .423 | 8-12 | .667 | 8 | 20 | 28 | 32.3 | 15 | 13 | 12 | 4 | 5 | 81 | 63.5 | |
| ETSU | 12/21/2022 | 72-68 | W | 28-62 | .452 | 4-21 | .190 | 8-13 | .615 | 10 | 22 | 32 | 32.3 | 16 | 14 | 12 | 7 | 4 | 68 | 63.9 | |
| Arkansas | 12/28/2022 | 60-57 | W | 24-65 | .369 | 4-25 | .160 | 5-10 | .500 | 13 | 31 | 44 | 33.2 | 14 | 7 | 10 | 5 | 8 | 57 | 63.4 | |
| at Kentucky | 01/03/2023 | 71-74 | L | 28-54 | .519 | 7-18 | .389 | 11-14 | .786 | 10 | 21 | 31 | 33.0 | 11 | 18 | 6 | 3 | 2 | 74 | 64.1 | |
| at Texas A&M | 01/07/2023 | 56-69 | L | 26-54 | .481 | 4-16 | .250 | 13-19 | .684 | 12 | 26 | 38 | 33.3 | 17 | 12 | 13 | 1 | 6 | 69 | 64.5 | |
| Florida | 01/10/2023 | 56-67 | L | 19-48 | .396 | 5-25 | .200 | 24-32 | .750 | 8 | 26 | 34 | 33.4 | 15 | 10 | 10 | 8 | 10 | 67 | 64.6 | |
| at Alabama | 01/14/2023 | 66-106 | L | 35-76 | .461 | 20-54 | .370 | 16-20 | .800 | 20 | 32 | 52 | 34.5 | 21 | 19 | 8 | 7 | 7 | 106 | 67.1 | |
| Auburn | 01/18/2023 | 49-67 | L | 26-59 | .441 | 8-24 | .333 | 7-11 | .636 | 11 | 30 | 41 | 34.8 | 16 | 11 | 10 | 7 | 8 | 67 | 67.1 | |
| Tennessee | 01/21/2023 | 56-77 | L | 29-65 | .446 | 12-32 | .375 | 7-8 | .875 | 14 | 20 | 34 | 34.8 | 17 | 15 | 8 | 4 | 8 | 77 | 67.6 | |
| at Arkansas | 01/24/2023 | 40-60 | L | 23-51 | .451 | 5-13 | .385 | 9-12 | .750 | 7 | 29 | 36 | 34.9 | 12 | 15 | 12 | 5 | 7 | 60 | 67.2 | |
| Texas Tech | 01/28/2023 | 68-76 | L | 25-54 | .463 | 11-18 | .611 | 15-21 | .714 | 15 | 21 | 36 | 34.9 | 17 | 14 | 11 | 5 | 9 | 76 | 67.6 | |
| at Missouri | 02/01/2023 | 77-87 | L | 33-59 | .559 | 13-27 | .481 | 8-12 | .667 | 5 | 27 | 32 | 34.8 | 14 | 26 | 10 | 4 | 6 | 87 | 68.5 | |
| Alabama | 02/04/2023 | 69-79 | L | 26-58 | .448 | 13-29 | .448 | 14-15 | .933 | 4 | 31 | 35 | 34.8 | 18 | 19 | 9 | 5 | 4 | 79 | 69.0 | |
| at Mississippi St. | 02/08/2023 | 53-64 | L | 26-50 | .520 | 6-16 | .375 | 6-13 | .462 | 7 | 23 | 30 | 34.6 | 10 | 15 | 11 | 1 | 9 | 64 | 68.8 | |
| Total | | 1650 | | 603-1366 | .441 | 184-562 | .327 | 260-369 | .705 | 240 | 590 | 830 | 34.6 | 389 | 316 | 298 | 82 | 150 | 1650 | 68.8 | |
| LSU | | 1597 | | 558-1350 | .413 | 172-522 | .330 | 309-437 | .707 | 256 | 571 | 827 | 34.5 | 391 | 299 | 306 | 70 | 174 | 1597 | 66.5 | |

Opponents Averages

| Games Played | Points/game | FG Pct | 3FG Pct | FT Pct | Rebounds/game | Assists/game | Turnovers/game | Assist/Turnover ratio | Steals/game | Blocks/game |
|--------------|-------------|--------|---------|--------|---------------|--------------|----------------|-----------------------|-------------|-------------|
| 24 | 68.8 | 44.1 | 32.7 | 70.5 | 34.6 | 13.2 | 12.4 | 1.1 | 6.3 | 3.4 |



2022-23 LSU Men's Basketball
Points-rebounds-assists
All games

Page 1/2
as of Feb 09, 2023

| Opponent | Date | Score | | 0 HANNIBAL,T | 1 HAYES,CAM | 3 HILL,JUSTI | 4 COLEMAN,KE | 5 WILKINSON, EGEMO,BRAN | 10 WILLIAMS,J | 11 WILLIAMS,K | 12 REED,JALEN | 13 WARD,TYREL | 15 FOUNTAIN,D | 20 |
|--------------------|------------|--------|---|-----------------|----------------|-----------------|-----------------|----------------------------|------------------|------------------|------------------|------------------|------------------|---------|
| Kansas City | 11/09/2022 | 74-63 | W | 7-8-2 | 0-0-0 | 13-4-7 | 0-2-0 | 9-1-2 | DNP | 7-4-2 | 13-14-0 | 3-3-1 | DNP | 4-3-0 |
| Arkansas St. | 11/12/2022 | 61-52 | W | 4-5-2 | DNP | 11-4-3 | 0-2-0 | 0-6-2 | DNP | 0-0-0 | 15-4-1 | 5-3-0 | 0-0-0 | 0-5-0 |
| New Orleans | 11/17/2022 | 91-62 | W | 7-2-0 | 13-0-3 | 12-2-5 | 4-7-0 | 6-0-1 | 0-1-0 | 5-0-1 | 7-4-0 | 8-6-0 | 3-0-0 | 15-8-2 |
| vs Illinois St. | 11/21/2022 | 77-61 | W | 0-4-4 | 10-3-0 | 4-1-5 | 8-3-0 | 1-5-0 | DNP | DNP | 33-8-3 | 4-4-1 | 0-1-0 | 4-3-1 |
| vs Akron | 11/22/2022 | 73-58 | W | 0-5-3 | 7-1-3 | 14-2-3 | 0-0-0 | 2-2-1 | DNP | DNP | 19-5-0 | 3-4-1 | 0-1-0 | 5-3-1 |
| vs Kansas St. | 11/23/2022 | 59-61 | L | 2-5-4 | 3-2-0 | 12-2-2 | 0-2-0 | 3-3-0 | DNP | DNP | 17-10-1 | 6-0-2 | 2-2-0 | 3-1-0 |
| Wofford | 11/27/2022 | 78-75 | W | 12-4-2 | 3-1-2 | 6-0-2 | 7-2-0 | 5-1-2 | DNP | DNP | 15-5-1 | 2-5-2 | DNP | 2-1-0 |
| UT Arlington | 12/02/2022 | 63-59 | W | 7-4-4 | 7-1-0 | 3-2-5 | 7-6-1 | 3-0-0 | DNP | DNP | 14-9-1 | 3-5-0 | 0-1-0 | 8-6-0 |
| vs Wake Forest | 12/10/2022 | 72-70 | W | 0-0-0 | 13-5-6 | 4-1-6 | 0-0-0 | 0-1-1 | DNP | 5-1-2 | 35-10-1 | 1-0-0 | DNP | 11-5-0 |
| N.C. Central | 12/13/2022 | 67-57 | W | 4-2-4 | 14-7-2 | 7-0-4 | 4-1-0 | 0-0-0 | DNP | 2-1-1 | 18-12-2 | 0-2-0 | DNP | 17-14-1 |
| Winthrop | 12/17/2022 | 89-81 | W | 4-3-6 | 25-1-4 | 9-3-3 | 5-7-0 | DNP | DNP | 4-0-1 | 18-6-0 | 2-3-0 | DNP | 8-7-2 |
| ETSU | 12/21/2022 | 72-68 | W | 7-6-2 | 2-0-3 | 9-2-5 | 0-1-0 | DNP | DNP | 2-1-0 | 28-12-3 | 4-1-0 | 0-0-0 | 11-8-2 |
| Arkansas | 12/28/2022 | 60-57 | W | 19-6-2 | 4-5-3 | 2-2-1 | 0-0-0 | 2-0-0 | DNP | 4-0-0 | 8-5-0 | 0-2-0 | DNP | 14-10-1 |
| at Kentucky | 01/03/2023 | 71-74 | L | 12-3-4 | 11-0-2 | 0-1-0 | 0-0-0 | 0-0-1 | DNP | 2-2-1 | 23-3-2 | 2-2-1 | DNP | 6-8-2 |
| at Texas A&M | 01/07/2023 | 56-69 | L | 9-5-4 | 10-2-0 | 6-1-2 | 0-3-0 | DNP | DNP | 3-0-1 | 10-8-2 | 0-2-0 | DNP | 2-3-1 |
| Florida | 01/10/2023 | 56-67 | L | 4-12-3 | DNP | 3-5-6 | 4-1-0 | DNP | DNP | 0-1-1 | 23-7-0 | 0-0-0 | 6-1-0 | 8-6-2 |
| at Alabama | 01/14/2023 | 66-106 | L | 2-6-3 | 10-1-2 | 3-2-0 | 5-3-0 | DNP | DNP | 9-1-5 | 10-1-0 | 5-7-0 | 2-2-1 | 9-2-0 |
| Auburn | 01/18/2023 | 49-67 | L | 16-2-1 | 2-3-2 | DNP | 1-1-0 | DNP | DNP | 7-6-1 | 16-8-0 | 0-5-0 | 0-0-0 | 2-5-0 |
| Tennessee | 01/21/2023 | 56-77 | L | 10-3-0 | 3-3-4 | DNP | 4-2-0 | DNP | DNP | 5-2-4 | 16-4-0 | 9-5-0 | DNP | 6-3-0 |
| at Arkansas | 01/24/2023 | 40-60 | L | 8-5-0 | 0-4-0 | DNP | 0-1-0 | DNP | DNP | 7-2-2 | 9-11-1 | 2-3-1 | 0-0-0 | 5-6-1 |
| Texas Tech | 01/28/2023 | 68-76 | L | 7-2-1 | 9-2-1 | 3-0-1 | 0-1-1 | DNP | DNP | 2-5-4 | 14-9-1 | 3-3-0 | DNP | 10-6-0 |
| at Missouri | 02/01/2023 | 77-87 | L | 11-3-5 | 10-0-3 | 13-2-4 | DNP | DNP | DNP | 0-0-0 | 15-11-1 | 0-2-0 | 6-0-0 | 11-11-0 |
| Alabama | 02/04/2023 | 69-79 | L | DNP | 15-8-1 | 5-1-1 | DNP | DNP | DNP | 4-2-4 | 8-8-0 | 0-0-0 | 2-1-1 | 26-7-2 |
| at Mississippi St. | 02/08/2023 | 53-64 | L | DNP | 4-2-3 | 7-1-2 | DNP | DNP | DNP | 0-0-0 | 11-5-1 | 6-3-1 | 5-2-1 | 10-4-2 |



2022-23 LSU Men's Basketball
Points-rebounds-assists
All games

Page 2/2
as of Feb 09, 2023

| Opponent | Date | Score | | 25 BENHAYOUNE | 30 EDWARDS,PA | 34 PHILLIPS J | 44 MILLER,ADA |
|--------------------|------------|--------|---|------------------|------------------|------------------|------------------|
| Kansas City | 11/09/2022 | 74-63 | W | DNP | DNP | 0-0-0 | 18-3-2 |
| Arkansas St. | 11/12/2022 | 61-52 | W | DNP | DNP | 0-1-0 | 26-3-1 |
| New Orleans | 11/17/2022 | 91-62 | W | 0-0-0 | 0-0-0 | 4-1-1 | 7-2-1 |
| vs Illinois St. | 11/21/2022 | 77-61 | W | DNP | DNP | 0-0-0 | 13-0-3 |
| vs Akron | 11/22/2022 | 73-58 | W | DNP | DNP | DNP | 23-2-2 |
| vs Kansas St. | 11/23/2022 | 59-61 | L | DNP | DNP | DNP | 11-2-1 |
| Wofford | 11/27/2022 | 78-75 | W | DNP | DNP | DNP | 26-4-0 |
| UT Arlington | 12/02/2022 | 63-59 | W | DNP | DNP | DNP | 11-1-0 |
| vs Wake Forest | 12/10/2022 | 72-70 | W | DNP | DNP | DNP | 3-1-1 |
| N.C. Central | 12/13/2022 | 67-57 | W | DNP | DNP | DNP | 1-1-2 |
| Winthrop | 12/17/2022 | 89-81 | W | DNP | DNP | DNP | 14-3-3 |
| ETSU | 12/21/2022 | 72-68 | W | DNP | DNP | DNP | 9-2-1 |
| Arkansas | 12/28/2022 | 60-57 | W | DNP | DNP | 0-1-0 | 7-4-2 |
| at Kentucky | 01/03/2023 | 71-74 | L | DNP | DNP | 0-0-0 | 15-1-2 |
| at Texas A&M | 01/07/2023 | 56-69 | L | DNP | DNP | 0-0-0 | 16-1-1 |
| Florida | 01/10/2023 | 56-67 | L | DNP | DNP | DNP | 8-3-0 |
| at Alabama | 01/14/2023 | 66-106 | L | DNP | DNP | 2-4-0 | 9-4-1 |
| Auburn | 01/18/2023 | 49-67 | L | DNP | DNP | 0-0-0 | 5-3-3 |
| Tennessee | 01/21/2023 | 56-77 | L | DNP | DNP | 0-0-0 | 3-2-0 |
| at Arkansas | 01/24/2023 | 40-60 | L | DNP | DNP | DNP | 9-0-1 |
| Texas Tech | 01/28/2023 | 68-76 | L | DNP | DNP | DNP | 20-3-1 |
| at Missouri | 02/01/2023 | 77-87 | L | DNP | DNP | 0-2-1 | 11-1-1 |
| Alabama | 02/04/2023 | 69-79 | L | DNP | DNP | 4-1-0 | 5-4-2 |
| at Mississippi St. | 02/08/2023 | 53-64 | L | DNP | DNP | 0-5-0 | 10-2-3 |



2022-23 LSU Men's Basketball
Team High/Low Analysis
All games

Page 1/4
as of Feb 09, 2023

LSU - Game Highs

| | | | |
|-----------------------|------|---------|----------------------------------|
| POINTS | 91 | | New Orleans (11/17/2022) |
| | 89 | | Winthrop (12/17/2022) |
| | 78 | | Wofford (11/27/2022) |
| | 77 | | at Missouri (02/01/2023) |
| | 77 | | vs Illinois St. (N) (11/21/2022) |
| FIELD GOALS MADE | 35 | | Winthrop (12/17/2022) |
| | 30 | | New Orleans (11/17/2022) |
| FIELD GOAL ATTEMPTS | 66 | | at Missouri (02/01/2023) |
| | 64 | | Winthrop (12/17/2022) |
| | 64 | | vs Wake Forest (N) (12/10/2022) |
| FIELD GOAL PERCENTAGE | .547 | (35-64) | Winthrop (12/17/2022) |
| | .528 | (28-53) | Wofford (11/27/2022) |
| 3 PT FG MADE | 12 | | New Orleans (11/17/2022) |
| | 11 | | at Missouri (02/01/2023) |
| | 11 | | at Kentucky (01/03/2023) |
| | 11 | | Winthrop (12/17/2022) |
| 3 PT FG ATTEMPTS | 33 | | at Missouri (02/01/2023) |
| | 28 | | Florida (01/10/2023) |
| | 28 | | New Orleans (11/17/2022) |
| 3 PT FG PERCENTAGE | .474 | (9-19) | vs Akron (N) (11/22/2022) |
| | .440 | (11-25) | at Kentucky (01/03/2023) |
| FREE THROWS MADE | 24 | | Alabama (02/04/2023) |
| | 22 | | at Alabama (01/14/2023) |
| | 22 | | vs Illinois St. (N) (11/21/2022) |
| FREE THROW ATTEMPTS | 31 | | Alabama (02/04/2023) |
| | 30 | | vs Illinois St. (N) (11/21/2022) |
| FREE THROW PERCENTAGE | .875 | (14-16) | vs Akron (N) (11/22/2022) |
| | .824 | (14-17) | Wofford (11/27/2022) |
| REBOUNDS | 45 | | N.C. Central (12/13/2022) |
| | 45 | | Kansas City (11/09/2022) |
| ASSISTS | 19 | | Winthrop (12/17/2022) |
| | 17 | | vs Wake Forest (N) (12/10/2022) |
| | 17 | | vs Illinois St. (N) (11/21/2022) |
| STEALS | 17 | | New Orleans (11/17/2022) |
| | 11 | | at Texas A&M (01/07/2023) |
| | 11 | | Kansas City (11/09/2022) |
| BLOCKED SHOTS | 8 | | Alabama (02/04/2023) |
| | 6 | | Winthrop (12/17/2022) |
| TURNOVERS | 19 | | Tennessee (01/21/2023) |
| | 18 | | vs Illinois St. (N) (11/21/2022) |
| FOULS | 23 | | vs Akron (N) (11/22/2022) |
| | 23 | | New Orleans (11/17/2022) |
| | 23 | | Kansas City (11/09/2022) |



2022-23 LSU Men's Basketball
Team High/Low Analysis
All games

Page 2/4
as of Feb 09, 2023

Opponent - Game Highs

| | | | |
|-----------------------|------|---------|----------------------------------|
| POINTS | 106 | | at Alabama (01/14/2023) |
| | 87 | | at Missouri (02/01/2023) |
| | 81 | | Winthrop (12/17/2022) |
| | 79 | | Alabama (02/04/2023) |
| | 77 | | Tennessee (01/21/2023) |
| FIELD GOALS MADE | 35 | | at Alabama (01/14/2023) |
| | 33 | | at Missouri (02/01/2023) |
| FIELD GOAL ATTEMPTS | 76 | | at Alabama (01/14/2023) |
| | 65 | | Tennessee (01/21/2023) |
| | 65 | | Arkansas (12/28/2022) |
| FIELD GOAL PERCENTAGE | .559 | (33-59) | at Missouri (02/01/2023) |
| | .520 | (26-50) | at Mississippi St. (02/08/2023) |
| 3 PT FG MADE | 20 | | at Alabama (01/14/2023) |
| | 13 | | Alabama (02/04/2023) |
| | 13 | | at Missouri (02/01/2023) |
| 3 PT FG ATTEMPTS | 54 | | at Alabama (01/14/2023) |
| | 32 | | Tennessee (01/21/2023) |
| 3 PT FG PERCENTAGE | .611 | (11-18) | Texas Tech (01/28/2023) |
| | .481 | (13-27) | at Missouri (02/01/2023) |
| FREE THROWS MADE | 24 | | Florida (01/10/2023) |
| | 22 | | vs Akron (N) (11/22/2022) |
| FREE THROW ATTEMPTS | 32 | | Florida (01/10/2023) |
| | 30 | | vs Akron (N) (11/22/2022) |
| FREE THROW PERCENTAGE | .933 | (14-15) | Alabama (02/04/2023) |
| | .889 | (8-9) | Wofford (11/27/2022) |
| REBOUNDS | 52 | | at Alabama (01/14/2023) |
| | 44 | | Arkansas (12/28/2022) |
| ASSISTS | 26 | | at Missouri (02/01/2023) |
| | 19 | | Alabama (02/04/2023) |
| | 19 | | at Alabama (01/14/2023) |
| STEALS | 10 | | Florida (01/10/2023) |
| | 9 | | at Mississippi St. (02/08/2023) |
| | 9 | | Texas Tech (01/28/2023) |
| BLOCKED SHOTS | 8 | | Florida (01/10/2023) |
| | 7 | | Auburn (01/18/2023) |
| | 7 | | at Alabama (01/14/2023) |
| | 7 | | ETSU (12/21/2022) |
| TURNOVERS | 23 | | New Orleans (11/17/2022) |
| | 19 | | vs Illinois St. (N) (11/21/2022) |
| FOULS | 24 | | vs Illinois St. (N) (11/21/2022) |
| | 21 | | at Alabama (01/14/2023) |
| | 21 | | New Orleans (11/17/2022) |



2022-23 LSU Men's Basketball
Team High/Low Analysis
All games

Page 3/4
as of Feb 09, 2023

LSU - Game Lows

| | | | |
|------------------------------|------|---------|----------------------------------|
| POINTS | 40 | | at Arkansas (01/24/2023) |
| | 49 | | Auburn (01/18/2023) |
| | 53 | | at Mississippi St. (02/08/2023) |
| | 56 | | Tennessee (01/21/2023) |
| | 56 | | Florida (01/10/2023) |
| | 56 | | at Texas A&M (01/07/2023) |
| FIELD GOALS MADE | 14 | | at Arkansas (01/24/2023) |
| | 17 | | Auburn (01/18/2023) |
| | 17 | | at Texas A&M (01/07/2023) |
| FIELD GOAL ATTEMPTS | 44 | | Tennessee (01/21/2023) |
| | 47 | | at Mississippi St. (02/08/2023) |
| FIELD GOAL PERCENTAGE | .259 | (14-54) | at Arkansas (01/24/2023) |
| | .293 | (17-58) | Auburn (01/18/2023) |
| 3 PT FG MADE | 1 | | at Arkansas (01/24/2023) |
| | 3 | | vs Illinois St. (N) (11/21/2022) |
| 3 PT FG ATTEMPTS | 9 | | at Arkansas (01/24/2023) |
| | 14 | | vs Illinois St. (N) (11/21/2022) |
| 3 PT FG PERCENTAGE | .111 | (1-9) | at Arkansas (01/24/2023) |
| | .160 | (4-25) | N.C. Central (12/13/2022) |
| FREE THROWS MADE | 6 | | at Mississippi St. (02/08/2023) |
| | 6 | | Arkansas (12/28/2022) |
| | 6 | | vs Wake Forest (N) (12/10/2022) |
| FREE THROW ATTEMPTS | 9 | | at Mississippi St. (02/08/2023) |
| | 10 | | at Kentucky (01/03/2023) |
| FREE THROW PERCENTAGE | .400 | (6-15) | vs Wake Forest (N) (12/10/2022) |
| | .500 | (7-14) | vs Kansas St. (N) (11/23/2022) |
| | .500 | (6-12) | Arkansas (12/28/2022) |
| REBOUNDS | 22 | | at Kentucky (01/03/2023) |
| | 24 | | at Mississippi St. (02/08/2023) |
| ASSISTS | 6 | | at Arkansas (01/24/2023) |
| | 7 | | Auburn (01/18/2023) |
| STEALS | 2 | | Tennessee (01/21/2023) |
| | 3 | | at Kentucky (01/03/2023) |
| BLOCKED SHOTS | 0 | | Tennessee (01/21/2023) |
| | 0 | | at Alabama (01/14/2023) |
| | 0 | | Florida (01/10/2023) |
| TURNOVERS | 7 | | vs Wake Forest (N) (12/10/2022) |
| | 8 | | Alabama (02/04/2023) |
| FOULS | 9 | | N.C. Central (12/13/2022) |
| | 11 | | Arkansas St. (11/12/2022) |



**2022-23 LSU Men's Basketball
Team High/Low Analysis
All games**

Page 4/4
as of Feb 09, 2023

Opponent - Game Lows

| | | | |
|------------------------------|------|---------|----------------------------------|
| POINTS | 52 | | Arkansas St. (11/12/2022) |
| | 57 | | Arkansas (12/28/2022) |
| | 57 | | N.C. Central (12/13/2022) |
| | 58 | | vs Akron (N) (11/22/2022) |
| | 59 | | UT Arlington (12/02/2022) |
| FIELD GOALS MADE | 14 | | vs Akron (N) (11/22/2022) |
| | 19 | | Florida (01/10/2023) |
| | 19 | | Kansas City (11/09/2022) |
| FIELD GOAL ATTEMPTS | 48 | | Florida (01/10/2023) |
| | 48 | | vs Kansas St. (N) (11/23/2022) |
| FIELD GOAL PERCENTAGE | .259 | (14-54) | vs Akron (N) (11/22/2022) |
| | .328 | (19-58) | Kansas City (11/09/2022) |
| 3 PT FG MADE | 4 | | at Texas A&M (01/07/2023) |
| | 4 | | Arkansas (12/28/2022) |
| | 4 | | ETSU (12/21/2022) |
| | 4 | | vs Kansas St. (N) (11/23/2022) |
| | 4 | | Kansas City (11/09/2022) |
| 3 PT FG ATTEMPTS | 13 | | at Arkansas (01/24/2023) |
| | 15 | | N.C. Central (12/13/2022) |
| | 15 | | vs Kansas St. (N) (11/23/2022) |
| 3 PT FG PERCENTAGE | .160 | (4-25) | Arkansas (12/28/2022) |
| | .160 | (4-25) | Kansas City (11/09/2022) |
| FREE THROWS MADE | 2 | | N.C. Central (12/13/2022) |
| | 3 | | Arkansas St. (11/12/2022) |
| FREE THROW ATTEMPTS | 4 | | Arkansas St. (11/12/2022) |
| | 8 | | Tennessee (01/21/2023) |
| | 8 | | N.C. Central (12/13/2022) |
| FREE THROW PERCENTAGE | .250 | (2-8) | N.C. Central (12/13/2022) |
| | .450 | (9-20) | New Orleans (11/17/2022) |
| REBOUNDS | 25 | | vs Illinois St. (N) (11/21/2022) |
| | 28 | | Winthrop (12/17/2022) |
| ASSISTS | 7 | | Arkansas (12/28/2022) |
| | 8 | | UT Arlington (12/02/2022) |
| | 8 | | vs Akron (N) (11/22/2022) |
| STEALS | 2 | | at Kentucky (01/03/2023) |
| | 3 | | New Orleans (11/17/2022) |
| BLOCKED SHOTS | 1 | | at Mississippi St. (02/08/2023) |
| | 1 | | at Texas A&M (01/07/2023) |
| | 1 | | N.C. Central (12/13/2022) |
| | 1 | | vs Wake Forest (N) (12/10/2022) |
| | 1 | | Wofford (11/27/2022) |
| | 1 | | vs Kansas St. (N) (11/23/2022) |
| | 1 | | vs Akron (N) (11/22/2022) |
| | 1 | | New Orleans (11/17/2022) |
| | 1 | | Kansas City (11/09/2022) |
| TURNOVERS | 6 | | at Kentucky (01/03/2023) |
| | 8 | | Tennessee (01/21/2023) |
| | 8 | | at Alabama (01/14/2023) |
| FOULS | 10 | | at Mississippi St. (02/08/2023) |
| | 11 | | at Kentucky (01/03/2023) |



2022-23 LSU Men's Basketball
Player Highs Analysis
All games

Page 1/4
as of Feb 09, 2023

LSU - Individual Game Highs

| | | | |
|---|-------|-------|--|
| POINTS | 35 | | KJ Williams vs Wake Forest (N) (12/10/2022) |
| | 33 | | KJ Williams vs Illinois St. (N) (11/21/2022) |
| | 28 | | KJ Williams vs ETSU (12/21/2022) |
| | 26 | | Derek Fountain vs Alabama (02/04/2023) |
| | 26 | | Adam Miller vs Wofford (11/27/2022) |
| | 26 | | Adam Miller vs Arkansas St. (11/12/2022) |
| FIELD GOALS MADE | 14 | | KJ Williams vs Wake Forest (N) (12/10/2022) |
| | 13 | | KJ Williams vs Illinois St. (N) (11/21/2022) |
| FIELD GOAL ATTEMPTS | 21 | | KJ Williams vs Wake Forest (N) (12/10/2022) |
| | 20 | | KJ Williams vs Florida (01/10/2023) |
| FIELD GOAL PERCENTAGE (min 5 made) | .833 | (5-6) | Trae Hannibal vs Tennessee (01/21/2023) |
| | .833 | (5-6) | Trae Hannibal at Kentucky (01/03/2023) |
| 3 PT FG MADE | 7 | | KJ Williams vs Wake Forest (N) (12/10/2022) |
| | 6 | | Adam Miller vs Wofford (11/27/2022) |
| 3 PT FG ATTEMPTS | 13 | | Adam Miller at Kentucky (01/03/2023) |
| | 11 | | Justice Hill at Missouri (02/01/2023) |
| | 11 | | Adam Miller at Missouri (02/01/2023) |
| 3 PT FG PERCENTAGE (min 2 made) | 1.000 | (2-2) | Adam Miller at Alabama (01/14/2023) |
| | .778 | (7-9) | KJ Williams vs Wake Forest (N) (12/10/2022) |
| FREE THROWS MADE | 12 | | Derek Fountain vs Alabama (02/04/2023) |
| | 10 | | Trae Hannibal vs Auburn (01/18/2023) |
| FREE THROW ATTEMPTS | 15 | | Derek Fountain vs Alabama (02/04/2023) |
| | 12 | | Trae Hannibal vs Auburn (01/18/2023) |
| FREE THROW PERCENTAGE (min 3 made) | 1.000 | (8-8) | Adam Miller vs Illinois St. (N) (11/21/2022) |
| | 1.000 | (6-6) | Justice Williams at Alabama (01/14/2023) |
| | 1.000 | (6-6) | KJ Williams at Texas A&M (01/07/2023) |
| | 1.000 | (6-6) | KJ Williams vs Illinois St. (N) (11/21/2022) |
| | 1.000 | (6-6) | Derek Fountain vs New Orleans (11/17/2022) |
| | 1.000 | (4-4) | Cam Hayes vs Alabama (02/04/2023) |
| | 1.000 | (4-4) | Derek Fountain vs Texas Tech (01/28/2023) |
| | 1.000 | (4-4) | Trae Hannibal vs Wofford (11/27/2022) |
| | 1.000 | (4-4) | Justice Hill vs Akron (N) (11/22/2022) |
| | 1.000 | (4-4) | Shawn Phillips Jr. vs New Orleans (11/17/2022) |
| | 1.000 | (4-4) | Adam Miller vs Arkansas St. (11/12/2022) |
| | 1.000 | (3-3) | Derek Fountain at Mississippi St. (02/08/2023) |
| | 1.000 | (3-3) | KJ Williams at Kentucky (01/03/2023) |
| | 1.000 | (3-3) | Cam Hayes at Kentucky (01/03/2023) |
| | 1.000 | (3-3) | Trae Hannibal vs ETSU (12/21/2022) |
| | 1.000 | (3-3) | Derek Fountain vs ETSU (12/21/2022) |
| | 1.000 | (3-3) | Adam Miller vs ETSU (12/21/2022) |
| | 1.000 | (3-3) | KJ Williams vs N.C. Central (12/13/2022) |
| | 1.000 | (3-3) | Kendal Coleman vs Wofford (11/27/2022) |
| REBOUNDS | 14 | | Derek Fountain vs N.C. Central (12/13/2022) |
| | 14 | | KJ Williams vs Kansas City (11/09/2022) |
| ASSISTS | 7 | | Justice Hill vs Kansas City (11/09/2022) |
| | 6 | | Justice Hill vs Florida (01/10/2023) |
| | 6 | | Trae Hannibal vs Winthrop (12/17/2022) |
| | 6 | | Justice Hill vs Wake Forest (N) (12/10/2022) |
| | 6 | | Cam Hayes vs Wake Forest (N) (12/10/2022) |
| STEALS | 7 | | Derek Fountain vs New Orleans (11/17/2022) |
| | 5 | | Justice Hill at Texas A&M (01/07/2023) |
| BLOCKED SHOTS | 4 | | Derek Fountain vs Alabama (02/04/2023) |
| | 3 | | KJ Williams vs Alabama (02/04/2023) |
| | 3 | | KJ Williams vs Kansas City (11/09/2022) |



**2022-23 LSU Men's Basketball
Player Highs Analysis
All games**

Page 2/4
as of Feb 09, 2023

LSU - Individual Game Highs

| | | |
|------------------|---|--|
| TURNOVERS | 6 | Adam Miller vs Tennessee (01/21/2023) |
| | 6 | Adam Miller vs Akron (N) (11/22/2022) |
| FOULS | 5 | Derek Fountain vs Florida (01/10/2023) |
| | 5 | Derek Fountain at Texas A&M (01/07/2023) |
| | 5 | Derek Fountain vs Wofford (11/27/2022) |

Box Scores



Official Basketball Box Score - Final
Kansas City at LSU
11/09/22 Maravich Assembly Center, Baton Rouge
2022-23 Men's Basketball

Game Time: 7:00 PM
Game Duration: 2:08
Attendance: 9,338

Officials: Terry Oglesby, Jeffery Anderson, Landon Brandes

Kansas City - 63

Record: 0-2

| NO. Name | Min | FG M-A | 3P M-A | FT M-A | Rebounds OR DR TOT | Fouls PF FD | TP | AS | TO | ST | Blocks BS BA | + |
|-------------------------|---------|-----------|-----------|-----------|-----------------------|----------------|----|----|----|----|-----------------|-----|
| 10. Precious Idaru | F 18:21 | 1-6 | 0-4 | 0-0 | 2 3 5 | 0 0 | 2 | 0 | 1 | 0 | 1 | 0 |
| 23. Allen David Mukeba | F 36:58 | 3-11 | 1-4 | 0-0 | 1 2 3 | 2 1 | 7 | 1 | 4 | 1 | 0 | -5 |
| 32. Jeff Ngandu | F 06:57 | 1-1 | 0-0 | 2-3 | 0 0 0 | 4 2 | 4 | 0 | 0 | 0 | 0 | -10 |
| 5. Shemari Allen | G 37:48 | 6-15 | 2-4 | 5-8 | 1 5 6 | 3 7 | 19 | 4 | 1 | 3 | 0 | -12 |
| 21. RayQuandis Mitchell | G 38:11 | 4-12 | 1-6 | 6-7 | 1 5 6 | 1 6 | 15 | 5 | 3 | 0 | 0 | -11 |
| 12. Promise Idaru | 31:33 | 4-8 | 0-2 | 1-2 | 3 7 10 | 5 3 | 9 | 1 | 4 | 1 | 0 | -1 |
| 25. Tyler Andrews | 21:41 | 0-4 | 0-4 | 5-5 | 1 2 3 | 3 3 | 5 | 1 | 1 | 1 | 0 | 0 |
| 33. Jevin Sullivan | 02:33 | 0-1 | 0-1 | 0-0 | 0 1 1 | 0 0 | 0 | 0 | 0 | 0 | 0 | -4 |
| 2. Babacar Diallo | 01:19 | 0-0 | 0-0 | 0-0 | 0 0 0 | 0 0 | 0 | 0 | 0 | 0 | 0 | 1 |
| 1. Sam Martin | 04:39 | 0-0 | 0-0 | 2-2 | 0 1 1 | 2 1 | 2 | 0 | 0 | 0 | 0 | 0 |
| Team | | | | | 2 1 3 | 0 | 0 | 2 | | | | |
| Totals | | 19-58 | 4-25 | 21-27 | 11 27 38 | 20 23 63 | 12 | 16 | 6 | 1 | 4 | -11 |

Technical Fouls: NONE

LSU - 74

Record: 1-0

| NO. Name | Min | FG M-A | 3P M-A | FT M-A | Rebounds OR DR TOT | Fouls PF FD | TP | AS | TO | ST | Blocks BS BA | + |
|----------------------|---------|-----------|-----------|-----------|-----------------------|----------------|----|----|----|----|-----------------|----|
| 5. Mwani Wilkinson | F 22:12 | 3-7 | 3-4 | 0-0 | 1 0 1 | 4 0 | 9 | 2 | 1 | 2 | 0 | 6 |
| 12. KJ Williams | F 38:05 | 5-13 | 0-2 | 3-4 | 6 8 14 | 3 3 | 13 | 0 | 4 | 1 | 3 | 0 |
| 13. Jalen Reed | F 22:54 | 1-4 | 0-1 | 1-1 | 1 2 3 | 3 3 | 3 | 1 | 1 | 0 | 1 | 5 |
| 3. Justice Hill | G 30:47 | 4-9 | 1-5 | 4-5 | 1 3 4 | 3 4 | 13 | 7 | 3 | 4 | 0 | 15 |
| 44. Adam Miller | G 34:07 | 6-14 | 4-9 | 2-2 | 0 3 2 | 0 3 | 18 | 2 | 1 | 2 | 0 | 11 |
| 20. Derek Fountain | 11:13 | 1-1 | 0-0 | 2-2 | 0 0 2 | 3 1 | 4 | 0 | 1 | 1 | 0 | 5 |
| 0. Trae Hannibal | 18:37 | 1-3 | 0-0 | 5-9 | 2 6 8 | 3 5 | 7 | 2 | 2 | 1 | 0 | 5 |
| 4. Kendal Coleman | 05:25 | 0-1 | 0-0 | 0-0 | 0 2 2 | 0 0 | 0 | 0 | 0 | 0 | 0 | 4 |
| 11. Justice Williams | 12:12 | 3-4 | 0-0 | 1-3 | 1 3 4 | 1 1 | 7 | 2 | 2 | 0 | 0 | -1 |
| 1. Cam Hayes | 02:05 | 0-0 | 0-0 | 0-0 | 0 0 0 | 1 0 | 0 | 0 | 0 | 0 | 0 | -3 |
| 34. Shawn Phillips | 02:23 | 0-1 | 0-0 | 0-0 | 0 0 0 | 2 0 | 0 | 0 | 0 | 0 | 0 | -5 |
| Team | | | | | 1 2 3 | 0 | 0 | 0 | | | | |
| Totals | | 24-57 | 8-21 | 18-26 | 13 32 45 | 23 20 | 74 | 16 | 15 | 11 | 4 | 1 |

Technical Fouls: NONE

| | UKC | LSU |
|--------------------------|---------------------------|----------------------------|
| Biggest lead | 0 (1 st 20:00) | 16 (2 nd 12:03) |
| Best Scoring Run | 7 (1 st 1:46) | 6 (1 st 17:34) |
| Lead Changes | 0 | 0 |
| Times Tied | 0 | 0 |
| Time with Lead | 00:00 | 38:56 |
| Points from Turnovers | 17 | 18 |
| Paint | 26 | 28 |
| Second Chance | 9 | 6 |
| Fast Breaks | 7 | 21 |
| Bench | 16 | 18 |
| Period by Period Scoring | 1st 2nd TOT | 1st 2nd TOT |
| UKC | 34 29 63 | |
| LSU | 41 33 74 | |



Official Basketball Box Score - Final
Arkansas St. at LSU
11/12/22 Maravich Assembly Center, Baton Rouge
2022-23 Men's Basketball

Game Time: 5:00 PM
Game Duration: 1:51
Attendance: 9,011

Officials: Doug Shows, Marques Pettigrew, Shaun Seales

Arkansas St. - 52

Record: 1-1

| NO. Name | Min | FG M-A | 3P M-A | FT M-A | Rebounds OR DR TOT | Fouls PF FD | TP | AS | TO | ST | Blocks BS BA | + |
|-----------------------|---------|-----------|-----------|-----------|-----------------------|----------------|----|----|----|----|-----------------|-----|
| 1. Markiese Davis | F 34:02 | 3-9 | 3-8 | 0-0 | 0 7 7 | 3 1 | 9 | 0 | 1 | 1 | 0 | -10 |
| 22. Omar El-Shaikh | F 27:52 | 7-12 | 1-1 | 2-3 | 5 5 8 | 11 3 | 17 | 0 | 5 | 2 | 0 | -1 |
| 35. Itzayah Nelson | F 25:30 | 3-5 | 0-0 | 1-1 | 3 4 7 | 3 1 | 7 | 0 | 2 | 1 | 0 | -6 |
| 0. Caleb Fields | G 33:06 | 3-5 | 0-1 | 0-0 | 2 2 2 | 1 3 | 6 | 4 | 4 | 0 | 0 | -1 |
| 2. Avery Fells | G 35:17 | 3-10 | 1-7 | 0-0 | 2 3 5 | 2 1 | 7 | 3 | 1 | 1 | 0 | -4 |
| 4. Alaeddine Boutayeb | 07:13 | 0-0 | 0-0 | 0 1 1 | 0 0 0 | 0 0 | 0 | 0 | 0 | 2 | 0 | 3 |
| 11. Terrance Ford Jr. | 25:39 | 2-12 | 0-6 | 0-0 | 2 2 4 | 2 4 | 2 | 1 | 1 | 0 | 0 | -5 |
| 23. Julian Lual | 09:30 | 1-4 | 0-2 | 0-0 | 1 0 1 | 1 0 | 2 | 0 | 0 | 1 | 0 | -1 |
| 50. Antwon Jackson | 01:51 | 0-0 | 0-0 | 0-0 | 0 1 1 | 0 0 | 0 | 0 | 0 | 0 | 0 | -3 |
| Team | | | | | 1 0 1 | 0 | 0 | 2 | | | | |
| Totals | | 22-57 | 5-25 | 3-4 | 10 25 35 | 16 11 | 52 | 9 | 16 | 7 | 2 | -9 |

Technical Fouls: Coach 2nd 15:48

LSU - 61

Record: 2-0

| NO. Name | Min | FG M-A | 3P M-A | FT M-A | Rebounds OR DR TOT | Fouls PF FD | TP | AS | TO | ST | Blocks BS BA | + |
|----------------------|---------|-----------|-----------|-----------|-----------------------|----------------|----|----|----|----|-----------------|----|
| 5. Mwani Wilkinson | F 20:27 | 0-1 | 0-1 | 0-0 | 0 6 6 | 1 1 | 0 | 2 | 1 | 0 | 1 | 0 |
| 12. KJ Williams | F 23:43 | 6-12 | 3-5 | 0-0 | 2 2 4 | 2 0 | 15 | 1 | 1 | 1 | 0 | 8 |
| 13. Jalen Reed | F 22:30 | 0-3 | 0-0 | 5-6 | 1 2 3 | 2 3 | 5 | 0 | 2 | 1 | 1 | 0 |
| 3. Justice Hill | G 30:45 | 5-13 | 1-4 | 0-1 | 1 3 4 | 0 3 | 11 | 3 | 1 | 0 | 0 | 8 |
| 44. Adam Miller | G 39:03 | 9-15 | 4-9 | 4-4 | 0 3 3 | 1 3 | 26 | 1 | 0 | 0 | 0 | 1 |
| 0. Trae Hannibal | 22:04 | 0-4 | 0-0 | 4-5 | 1 4 5 | 2 4 | 4 | 2 | 3 | 3 | 0 | 0 |
| 20. Derek Fountain | 18:57 | 0-1 | 0-0 | 0-0 | 2 3 5 | 1 0 | 0 | 0 | 2 | 0 | 0 | 0 |
| 4. Kendal Coleman | 07:30 | 0-1 | 0-0 | 0-0 | 1 1 2 | 1 0 | 0 | 0 | 1 | 0 | 0 | -1 |
| 11. Justice Williams | 09:15 | 0-0 | 0-0 | 0-0 | 0 0 0 | 1 1 | 0 | 0 | 0 | 0 | 0 | 1 |
| 15. Tyrell Ward | 04:00 | 0-1 | 0-1 | 0-0 | 0 0 0 | 0 0 | 0 | 0 | 0 | 0 | 0 | -3 |
| 34. Shawn Phillips | 01:46 | 0-0 | 0-0 | 0-0 | 0 1 1 | 0 0 | 0 | 1 | 0 | 0 | 0 | -2 |
| Team | | | | | 0 1 1 | 0 | 0 | 1 | | | | |
| Totals | | 20-51 | 8-20 | 13-16 | 8 26 34 | 11 15 | 61 | 9 | 13 | 6 | 3 | 2 |

Technical Fouls: NONE

| | ASU | LSU |
|--------------------------|---------------------------|---------------------------|
| Biggest lead | 1 (1 st 13:49) | 13 (2 nd 2:50) |
| Best Scoring Run | 7 (2 nd 13:11) | 11 (2 nd 2:50) |
| Lead Changes | 2 | 0 |
| Times Tied | 0 | 0 |
| Time with Lead | 01:02 | 38:29 |
| Points from Turnovers | 16 | 23 |
| Paint | 30 | 18 |
| Second Chance | 12 | 5 |
| Fast Breaks | 7 | 2 |
| Bench | 6 | 4 |
| Period by Period Scoring | 1st 2nd TOT | 1st 2nd TOT |
| ASU | 26 26 52 | |
| LSU | 31 30 61 | |



Official Basketball Box Score - Final
New Orleans at LSU
11/17/22 Maravich Assembly Center, Baton Rouge
2022-23 Men's Basketball

Game Time: 7:00 PM
Game Duration: 2:22
Attendance: 9,224

Officials: Steven Anderson, Robert Fuller, R.J. Olyburn

New Orleans - 62

Record: 1-2

| NO. Name | Min | FG M-A | 3P M-A | FT M-A | Rebounds OR DR TOT | Fouls PF FD | TP | AS | TO | ST | Blocks BS BA | + |
|--------------------------|---------|-----------|-----------|-----------|-----------------------|----------------|----|----|----|----|-----------------|-----|
| 5. Tyson Jackson | F 33:30 | 5-9 | 0-1 | 4-11 | 0 2 2 | 3 9 | 14 | 1 | 4 | 1 | 0 | -21 |
| 11. Simeon Kirkland | F 22:26 | 3-6 | 0-0 | 0-2 | 1 1 0 | 2 5 | 6 | 3 | 1 | 0 | 0 | -12 |
| 13. Jamond Vincent | G 14:41 | 0-2 | 0-1 | 0-0 | 0 0 0 | 0 0 | 1 | 1 | 0 | 0 | 0 | -22 |
| 20. Khaleel Wilson-Rouse | G 33:02 | 7-15 | 5-9 | 2-2 | 1 7 8 | 2 2 | 21 | 2 | 3 | 1 | 0 | -18 |
| 23. Preston Murphy Jr. | G 30:18 | 1-4 | 0-2 | 0-0 | 1 1 1 | 1 0 | 2 | 3 | 2 | 0 | 0 | -16 |
| 0. Daniel Sackey | 11:14 | 0-0 | 0-0 | 0 1 1 | 1 1 0 | 0 0 | 1 | 2 | 0 | 0 | 0 | -18 |
| 2. Kmani Doughty | 19:41 | 4-8 | 1-2 | 0-0 | 1 3 4 | 2 1 | 9 | 1 | 4 | 1 | 1 | -11 |
| 3. D'Ante Bell | 16:50 | 2-4 | 0-0 | 2-3 | 2 2 4 | 2 3 | 6 | 0 | 4 | 0 | 0 | -11 |
| 22. Darius Washington | 03:37 | 0-0 | 0-0 | 0-0 | 0 1 1 | 1 0 | 0 | 0 | 0 | 0 | 0 | -5 |
| 4. Omarion Henry | 03:16 | 0-0 | 0-0 | 0-0 | 0 0 0 | 0 0 | 0 | 1 | 0 | 0 | 0 | -7 |
| 12. Spencer Simes | 02:28 | 0-0 | 0-0 | 0-0 | 0 0 0 | 0 0 | 0 | 1 | 0 | 0 | 0 | -2 |
| 10. Marquez Cooper | 08:57 | 1-2 | 1-2 | 1-2 | 1 1 2 | 2 2 | 4 | 0 | 0 | 0 | 0 | -2 |
| Team | | | | | 3 1 4 | 0 | 0 | 0 | | | | |
| Totals | | 23-50 | 7-17 | 9-20 | 9 20 29 | 21 23 | 62 | 12 | 23 | 3 | 1 | -29 |

Technical Fouls: NONE

LSU - 91

Record: 3-0

| NO. Name | Min | FG M-A | 3P M-A | FT M-A | Rebounds OR DR TOT | Fouls PF FD | TP | AS | TO | ST | Blocks BS BA | + |
|----------------------|---------|-----------|-----------|-----------|-----------------------|----------------|----|----|----|----|-----------------|-----|
| 5. Mwani Wilkinson | F 17:48 | 2-4 | 2-4 | 0-0 | 0 0 0 | 3 0 | 6 | 1 | 0 | 0 | 0 | -17 |
| 12. KJ Williams | F 19:07 | 3-5 | 1-2 | 0-0 | 1 3 4 | 2 0 | 7 | 0 | 3 | 3 | 0 | 24 |
| 13. Jalen Reed | F 20:51 | 3-3 | 0-0 | 2-4 | 2 4 6 | 4 3 | 8 | 0 | 1 | 1 | 0 | 0 |
| 3. Justice Hill | G 26:08 | 4-9 | 3-5 | 1-2 | 1 1 2 | 1 2 | 12 | 5 | 2 | 3 | 0 | 32 |
| 44. Adam Miller | G 22:42 | 2-8 | 1-7 | 2-2 | 0 2 2 | 1 2 | 7 | 1 | 1 | 1 | 0 | 17 |
| 20. Derek Fountain | 17:18 | 4-5 | 1-1 | 6-6 | 3 5 8 | 1 7 | 15 | 2 | 1 | 7 | 0 | 20 |
| 0. Trae Hannibal | 16:35 | 2-7 | 0-0 | 3-5 | 1 1 2 | 1 3 | 7 | 0 | 2 | 0 | 0 | 2 |
| 11. Justice Williams | 07:55 | 2-4 | 0-1 | 1-2 | 0 0 0 | 0 1 | 5 | 1 | 1 | 0 | 0 | 6 |
| 4. Kendal Coleman | 17:12 | 2-2 | 0-0 | 0-1 | 2 5 7 | 3 1 | 4 | 0 | 1 | 2 | 2 | 0 |
| 1. Cam Hayes | 16:21 | 5-7 | 3-5 | 0-0 | 0 0 0 | 1 0 | 13 | 3 | 1 | 0 | 1 | 0 |
| 34. Shawn Phillips | 04:18 | 0-0 | 0-0 | 4-4 | 0 1 1 | 4 2 | 4 | 1 | 1 | 0 | 0 | -3 |
| 15. Tyrell Ward | 10:24 | 1-3 | 1-2 | 0-0 | 0 0 0 | 2 0 | 3 | 0 | 0 | 0 | 0 | 0 |
| 10. Brandon Egemo | 01:07 | 0-0 | 0-0 | 0-0 | 0 1 1 | 0 0 | 0 | 0 | 0 | 0 | 0 | 0 |
| 25. Adam Benhayoun | 01:07 | 0-0 | 0-0 | 0-0 | 0 0 0 | 0 0 | 0 | 0 | 0 | 0 | 0 | 0 |
| 30. Parker Edwards | 01:07 | 0-1 | 0-1 | 0-0 | 0 0 0 | 0 0 | 0 | 0 | 0 | 0 | 0 | 0 |
| Team | | | | | 2 1 3 | 0 | 0 | 0 | | | | |
| Totals | | 30-58 | 12-28 | 19-26 | 12 24 36 | 23 21 | 91 | 14 | 14 | 17 | 3 | 1 |

Technical Fouls: NONE

| | UNO | LSU |
|--------------------------|---------------------------|---------------------------|
| Biggest lead | 4 (1 st 18:29) | 34 (2 nd 6:07) |
| Best Scoring Run | 7 (2 nd 2:53) | 14 (1 st 5:15) |
| Lead Changes | 1 | 0 |
| Times Tied | 1 | 0 |
| Time with Lead | 02:31 | 36:41 |
| Points from Turnovers | 7 | 22 |
| Paint | 26 | 32 |
| Second Chance | 13 | 14 |
| Fast Breaks | 4 | 15 |
| Bench | 19 | 51 |
| Period by Period Scoring | 1st 2nd TOT | 1st 2nd TOT |
| UNO | 25 37 62 | |
| LSU | 47 44 91 | |



Official Basketball Box Score - Final
Illinois St. at LSU
11/12/22 John Gray Gymnasium, George Town, Cayman Islands
2022-23 Men's Basketball

Game Time: 11:00 AM
Game Duration: 2:06

Officials: Doug Shows, Eric Curry, Bobby Daw

Illinois St. - 61

Record: 2-3

| NO. | Name | Min | FG | 3P | FT | OR | DR | TOT | PF | FD | TP | AS | TO | ST | BS | Blocks | BA | Shooting % | | |
|--------|---------------------|---------|-------|-------|-------|----|----|-----|----|----|----|----|----|----|----|--------|-----|-------------------------|-------|--------|
| | | | | | | | | | | | | | | | | | | FG% | FT% | |
| 13 | Liam McChesney | F 19:46 | 3-8 | 1-6 | 0-0 | 0 | 2 | 2 | 3 | 2 | 7 | 2 | 1 | 1 | 0 | 0 | -7 | 1st FG | 7.27 | 25.0% |
| 22 | Kendall Lewis | F 31:23 | 2-5 | 0-2 | 5-6 | 1 | 1 | 2 | 2 | 4 | 9 | 2 | 7 | 0 | 2 | 0 | -13 | FT% | 3.4 | 75% |
| 1 | Malachi Poindeexter | G 31:10 | 0-6 | 0-2 | 0-0 | 0 | 0 | 0 | 0 | 3 | 3 | 0 | 2 | 1 | 0 | 0 | -8 | 2nd FG | 15.25 | 60.0% |
| 10 | Darius Burford | G 33:43 | 7-12 | 1-3 | 2-2 | 0 | 6 | 6 | 4 | 2 | 17 | 2 | 3 | 2 | 0 | 0 | -10 | FT% | 4.9 | 90% |
| 15 | John Sandage | G 30:41 | 4-8 | 3-3 | 0-0 | 0 | 0 | 0 | 0 | 0 | 0 | 0 | 0 | 0 | 0 | 0 | -10 | FT% | 6.10 | 66.7% |
| 3 | Joe Petrakis | 13:10 | 1-5 | 0-3 | 0-0 | 2 | 2 | 2 | 3 | 1 | 2 | 0 | 0 | 0 | 1 | 0 | -10 | GM FG% | 22.52 | 43.52% |
| 3 | Seneca Knight | 28:29 | 5-7 | 0-0 | 4-4 | 0 | 7 | 7 | 4 | 5 | 14 | 4 | 1 | 1 | 0 | 0 | -6 | FT% | 5.22 | 22.7% |
| 50 | Ryan Schmitt | 02:02 | 0-0 | 0-0 | 0-0 | 0 | 0 | 0 | 0 | 0 | 0 | 0 | 2 | 0 | 0 | 0 | -2 | FT% | 12.14 | 85.7% |
| 24 | Jayden Johnson | 06:17 | 0-0 | 0-0 | 0-0 | 0 | 1 | 1 | 1 | 0 | 0 | 0 | 0 | 0 | 0 | 0 | -7 | Dead Ball Rebounds: 2.0 | | |
| 5 | Alston Andrews | 02:47 | 0-0 | 0-0 | 0-0 | 0 | 0 | 0 | 0 | 0 | 0 | 0 | 0 | 0 | 0 | 0 | -4 | | | |
| 23 | Harouna Sissoko | 02:41 | 0-1 | 0-0 | 0-0 | 0 | 0 | 0 | 0 | 0 | 0 | 0 | 0 | 0 | 0 | 1 | -3 | | | |
| | | | | | | | 1 | 3 | 4 | 0 | 0 | 0 | 0 | 0 | | | | | | |
| Totals | | | 22-52 | 12-22 | 14-24 | 4 | 21 | 25 | 24 | 18 | 61 | 13 | 9 | 8 | 3 | 0 | -16 | | | |

Box Scores



Official Basketball Box Score - Final
LSU at Akron
11/22/22 John Gray Gymnasium, George Town, Cayman Islands
2022-23 Men's Basketball

Game Time: 1:30 PM
Game Duration: 2:04

Officials: John Gaffney, Doug Shows, Matt Potter

| LSU - 73 | | | Record: 5-0 | | | | | | | | | | | | | | |
|----------|-----------------|---------|-------------|------|-------|----------|-------|----|----|----|----|--------|-----|--------------------|--------------------------|--|--|
| NO. | Name | Min | FG | 3P | FT | Rebounds | Fouls | TP | AS | TO | ST | Blocks | +/- | Shooting By Period | | | |
| 5 | Mwani Wilkinson | F 10:13 | 1-1 | 0-0 | 0-0 | 1 1 2 | 3 0 | 2 | 1 | 0 | 0 | 0 | 0 | 9 | 1st 3PT% 9-24 37.5% | | |
| 12 | KJ Williams | F 30:59 | 6-13 | 2-4 | 5-6 | 2 3 5 | 3 4 | 19 | 0 | 0 | 3 | 1 | 0 | 16 | FT% 10-11 90.9% | | |
| 13 | Jalen Reed | F 19:21 | 1-3 | 1-1 | 0-0 | 0 4 4 | 0 1 | 3 | 1 | 0 | 0 | 0 | 0 | 6 | 2nd 3PT% 16-28 57.1% | | |
| 3 | Justice Hill | G 25:43 | 5-11 | 0-3 | 4-4 | 0 2 2 | 2 2 | 14 | 3 | 0 | 0 | 0 | 1 | 4 | 3PT% 4-10 40.0% | | |
| 44 | Adam Miller | G 38:37 | 9-15 | 5-9 | 0-0 | 0 2 2 | 4 0 | 23 | 2 | 6 | 0 | 0 | 0 | 16 | FT% 4-5 80% | | |
| 20 | Derek Fountain | 20:39 | 2-3 | 0-0 | 1-1 | 2 1 3 | 4 1 | 5 | 1 | 1 | 1 | 2 | 0 | 9 | GM F% 25-52 48.1% | | |
| 0 | Trae Hannibal | 22:57 | 0-1 | 0-0 | 0-0 | 0 5 5 | 2 1 | 0 | 3 | 1 | 2 | 0 | 0 | 8 | 3PT% 9-19 47.4% | | |
| 1 | Cam Hayes | 16:31 | 1-3 | 1-1 | 4-5 | 0 1 1 | 2 4 | 7 | 3 | 1 | 1 | 0 | 0 | 5 | FT% 14-16 87.5% | | |
| 4 | Kendal Coleman | 09:01 | 0-1 | 0-0 | 0-0 | 0 0 0 | 3 0 | 0 | 0 | 0 | 1 | 0 | 0 | -1 | Dead Ball Rebounds: 3, 0 | | |
| 15 | Tyrell Ward | 05:59 | 0-1 | 0-1 | 0-0 | 0 1 1 | 0 0 | 0 | 0 | 0 | 1 | 0 | 0 | 3 | | | |
| Team | | | | | | 3 3 6 | | | | 0 | 1 | | | | | | |
| Totals | | | 25-52 | 9-19 | 14-16 | 8 23 31 | 23 13 | 74 | 14 | 10 | 9 | 3 | 1 | 15 | | | |

Technical Fouls:Miller 1st10:04Hill 2nd14:54Fountain 2nd2:42

| Akron - 58 | | | Record: 3-2 | | | | | | | | | | | | | | | | |
|------------|-------------------|---------|-------------|------|-------|----|----------|----|-------|----|----|----|----|----|--------|-----------------------|--------------|--------------------|-------|
| NO. | NAME | Min | FG | | | FT | Rebounds | | Fouls | | TP | AS | TO | ST | Blocks | | +/- | Shooting By Period | |
| | | | M | A | P | | OR | DR | OT | PF | | | | | FD | BS | | | |
| 11 | Sammy Hunter | F 27:09 | 4-14 | 3-11 | 2-2 | 1 | 0 | 1 | 0 | 13 | 2 | 0 | 1 | 0 | 0 | 0 | -6 | 1st FG% 9-29 | 31.0% |
| 25 | Enrique Freeman | F 34:00 | 1-6 | 0-0 | 1-4 | 5 | 5 | 1 | 6 | 3 | 2 | 1 | 0 | 0 | 1 | 1 | -11 | 1st FT% 5-16 | 31.0% |
| 2 | Greg Tribble | G 29:44 | 0-3 | 0-0 | 3-4 | 1 | 3 | 4 | 5 | 5 | 3 | 0 | 3 | 0 | 0 | 0 | -8 | 2nd FG% 12-15 | 80.0% |
| 4 | Trendon Hankerson | G 22:11 | 0-2 | 0-1 | 2-2 | 1 | 2 | 1 | 2 | 1 | 2 | 1 | 0 | 0 | 0 | -8 | 2nd FT% 5-25 | 20.0% | |
| 13 | Xavier Castaneda | G 36:06 | 6-16 | 4-9 | 12-16 | 1 | 5 | 6 | 0 | 28 | 4 | 3 | 1 | 0 | 0 | -3 | 3rd FG% 3-9 | 33.3% | |
| 1 | Garvin Clarke | 17:03 | 1-6 | 0-3 | 0-0 | 1 | 0 | 1 | 1 | 1 | 2 | 1 | 1 | 0 | 0 | -20 | FT% 10-15 | 66.7% | |
| 34 | Nate Johnson | 20:20 | 0-2 | 0-0 | 0-0 | 5 | 2 | 7 | 0 | 0 | 0 | 0 | 2 | 0 | 1 | -10 | GM FG% 14-54 | 25.9% | |
| 0 | Amani Lyles | 02:34 | 1-2 | 0-0 | 0-0 | 0 | 0 | 0 | 0 | 2 | 0 | 0 | 0 | 0 | 0 | -9 | FT% 8-25 | 32.0% | |
| 5 | Tavari Johnson | 10:53 | 1-3 | 1-1 | 2-2 | 0 | 0 | 0 | 3 | 1 | 5 | 0 | 2 | 2 | 0 | 0 | 0 | FT% 1-3 | 33.3% |
| Team | | | | | | 4 | 1 | 5 | | | 0 | 1 | | | | Dead Ball Rebounds: 6 | | | |
| Totals | | | 14-54 | 8-25 | 22-30 | 19 | 17 | 36 | 14 | 21 | 58 | 8 | 14 | 4 | 1 | 3 | -15 | | |

Technical Fouls:Hankerson 1st10:04

| | | | |
|------------------|---------------------------|--------------------------|---------------|
| | | LSU | AKR |
| Biggest lead | 15 (2 nd 2:19) | 8 (1 st 4:21) | |
| Best Scoring Run | 6 (1 st 14:25) | 8 (1 st 7:53) | |
| Lead Changes | 8 | | |
| Times Tied | 5 | | |
| Time with Lead | 25:58 | 09:54 | |
| | | Points from Turnovers | LSU 13 AKR 14 |
| | | Paint | 22 10 |
| | | Second Chance | 8 9 |
| | | Fast Breaks | 4 2 |
| | | Bench | 12 9 |
| | | Period by Period Scoring | |
| | | 1st 2nd TOT | |
| | | LSU 33 40 73 | |
| | | AKR 35 23 58 | |



Official Basketball Box Score - Final
LSU at Kansas St.
11/23/22 John Gray Gymnasium, George Town, Cayman Islands
2022-23 Men's Basketball

Game Time: 7:30 PM
Game Duration: 2:08
Attendance: 2,400

Officials: Jeff Anderson, John Higgins, Doug Shows

| LSU - 59 | | | | | | | | | | | | | Record: 5-1 | | | | | | | | | | | | |
|----------|-----------------|---------|-----------|-----------|-----------|-----------------------|----------------|----|----|----|----|-----------------|-------------|--------------------|----------------------------------|--|--|--|--|--|--|--|--|--|--|
| NO. | Name | Min | FG M-A | 3P M-A | FT M-A | Rebounds OR DR TOT | Fouls PF FD | TP | AS | TO | ST | Blocks BS BA | +/- | Shooting By Period | | | | | | | | | | | |
| 5 | Mwani Wilkinson | F 11:58 | 1-2 | 1-1 | 0-0 | 0 3 3 | 4 0 | 3 | 0 | 2 | 1 | 0 | 0 | 8 | 1 st FG%: 16-34 47.1% | | | | | | | | | | |
| 12 | KJ Williams | F 35:38 | 8-13 | 0-1 | 1-2 | 5 5 10 | 3 2 | 17 | 1 | 2 | 1 | 1 | 0 | -1 | 3 rd 5%: 5-10 50.0% | | | | | | | | | | |
| 13 | Jalen Reed | F 23:31 | 2-3 | 0-1 | 2-2 | 0 0 0 | 3 4 | 6 | 2 | 3 | 0 | 1 | 0 | 3 | FT%: 4-10 40.0% | | | | | | | | | | |
| 3 | Justice Hill | G 35:38 | 4-15 | 2-6 | 2-6 | 1 1 2 | 1 5 | 12 | 2 | 4 | 2 | 0 | 0 | 0 | 2 nd FG%: 7-19 36.8% | | | | | | | | | | |
| 44 | Adam Miller | G 29:56 | 4-12 | 2-8 | 1-2 | 0 2 2 | 3 1 | 11 | 1 | 1 | 0 | 0 | 1 | -6 | 3 rd 1%: 1-9 11.1% | | | | | | | | | | |
| 20 | Derek Fountain | 13:32 | 1-2 | 0-0 | 1-2 | 0 1 1 | 1 3 | 3 | 0 | 1 | 0 | 0 | 0 | -4 | FT%: 3-4 75% | | | | | | | | | | |
| 0 | Trae Hannibal | 28:09 | 1-1 | 0-0 | 0-0 | 0 5 5 | 2 0 | 2 | 4 | 1 | 4 | 0 | 0 | -8 | GM FG%: 23-53 43.4% | | | | | | | | | | |
| 1 | Cam Hayes | 12:45 | 1-2 | 1-1 | 0-0 | 0 2 2 | 2 0 | 3 | 0 | 3 | 0 | 0 | 0 | -3 | 3 rd 61%: 6-10 60% | | | | | | | | | | |
| 4 | Kendal Coleman | 04:22 | 0-1 | 0-0 | 0-0 | 1 1 2 | 0 0 | 0 | 0 | 0 | 0 | 1 | 0 | -1 | FT%: 7-14 50.0% | | | | | | | | | | |
| 15 | Tyrell Ward | 04:31 | 1-2 | 0-1 | 0-0 | 2 0 2 | 1 0 | 2 | 0 | 0 | 1 | 0 | 0 | 2 | Dead Ball Rebounds: 5, 0 | | | | | | | | | | |
| Team | | | | | | 0 1 1 | | | | 0 | 0 | | | | | | | | | | | | | | |
| Totals | | | 23-53 | 6-19 | 7-14 | 9 21 30 | 22 15 | 59 | 10 | 17 | 9 | 3 | 1 | -2 | | | | | | | | | | | |

Technical Fouls:Miller 1st11:32

| Kansas St. - 61 | | | | | Record: 6-0 | | | | | | | | | | | | | | | | | | | |
|-----------------|------------------|---------|-----------|-----------|-------------|-----------------------|----------------|----|----|----|----|-----------------|-----|--------------------|-----------------------|-------|-------|--|--|--|--|--|--|--|
| NO. | Name | Min | FG M-A | 3P M-A | FT M-A | Rebounds OR DR TOT | Fouls PF FD | TP | AS | TO | ST | Blocks BS BA | +/- | Shooting By Period | | | | | | | | | | |
| 3 | David N'Guessan | F 30:42 | 0-2 | 0-0 | 2-2 | 1 0 1 | 2 4 | 2 | 1 | 1 | 1 | 0 | 1 | -1 | 1st FG% | 10-20 | 50.0% | | | | | | | |
| 11 | Keyontae Johnson | F 26:37 | 4-7 | 1-1 | 7-8 | 1 3 4 | 4 6 | 16 | 0 | 1 | 0 | 0 | 0 | -9 | 3PT% | 3-9 | 33.3% | | | | | | | |
| 35 | Nae'Owan Tomlin | F 29:18 | 0-4 | 0-1 | 0-0 | 2 1 3 | 3 2 | 0 | 2 | 1 | 1 | 0 | 0 | 0 | 2nd FG% | 10-14 | 71.4% | | | | | | | |
| 1 | Markquis Nowell | G 33:14 | 6-14 | 2-5 | 4-4 | 1 3 4 | 0 0 | 2 | 18 | 4 | 5 | 1 | 0 | 2 | 3PT% | 10-28 | 35.7% | | | | | | | |
| 5 | Cam Carter | G 24:37 | 3-9 | 0-3 | 0-0 | 0 7 7 | 3 3 | 6 | 1 | 4 | 1 | 0 | 1 | 8 | FT% | 7-7 | 100% | | | | | | | |
| 4 | Tykeel Greene | 14:53 | 0-1 | 0-1 | 1-4 | 0 1 1 | 3 2 | 1 | 0 | 2 | 1 | 0 | 0 | 1 | GM FG% | 20-48 | 41.7% | | | | | | | |
| 13 | Desi Sills | 33:10 | 6-9 | 1-3 | 3-3 | 0 1 1 | 0 2 | 16 | 5 | 2 | 0 | 0 | 1 | 5 | 3PT% | 4-15 | 26.7% | | | | | | | |
| 23 | Abayomi Iyola | 06:38 | 1-1 | 0-0 | 0-0 | 0 4 4 | 1 0 | 2 | 0 | 1 | 1 | 1 | 0 | -2 | FT% | 0-1 | 0.0% | | | | | | | |
| 25 | Ismael Massoud | 00:51 | 0-1 | 0-1 | 0-0 | 0 0 0 | 0 0 | 0 | 0 | 0 | 0 | 0 | 0 | -3 | Dead Ball Fouls: 3, 1 | | | | | | | | | |
| Team | | | | | | 3 2 5 | | | | 0 | 0 | | | | | | | | | | | | | |
| Totals | | | 20-48 | 4-15 | 17-21 | 8 22 30 | 16 21 | 61 | 13 | 17 | 6 | 1 | 3 | 2 | | | | | | | | | | |

Technical Fouls:Johnson 1st14:46

| | | | |
|--|--|-----|-----|
| | | LSU | KSU |
|--|--|-----|-----|

Box Scores



Official Basketball Box Score - Final
Wake Forest at LSU
12/10/22 State Farm Arena, Atlanta
2022-23 Men's Basketball

Game Time: 2:01 PM
Game Duration: 1:57

Officials: Tony Greene, Steve Anderson, Mike Roberts

Wake Forest - 70

Record: 7-3

| NO. | Name | Min | FG | 3P | FT | Rebounds | Fouls | TP | AS | TO | ST | Blocks | +/- |
|--------|------------------|---------|-------|------|------|-----------|-------|----|----|----|----|--------|-----|
| | | | M-A | M-A | M-A | OR DR TOT | PF FD | | | | | BS BA | |
| 11 | Andrew Carr | F 16:36 | 2-2 | 0-0 | 1-1 | 0 2 2 | 5 2 | 5 | 0 | 4 | 0 | 1 0 | 18 |
| 25 | Zach Keller | F 13:22 | 0-3 | 0-2 | 0-0 | 0 2 2 | 2 0 | 0 | 0 | 0 | 1 | 0 0 | -12 |
| 1 | Tyree Appleby | G 37:29 | 11-13 | 2-4 | 2-3 | 0 1 1 | 2 2 | 26 | 6 | 3 | 1 | 0 0 | 0 |
| 2 | Cameron Hinketh | G 37:59 | 4-11 | 1-3 | 3-3 | 0 8 8 | 2 4 | 12 | 4 | 4 | 0 | 0 0 | 0 |
| 30 | Daman Monsanto | G 22:43 | 2-10 | 2-10 | 0-0 | 0 1 1 | 0 0 | 6 | 1 | 1 | 1 | 0 0 | -5 |
| 4 | Daivien Williams | 24:14 | 1-5 | 0-3 | 2-2 | 0 1 1 | 0 1 | 4 | 0 | 1 | 1 | 0 0 | -5 |
| 33 | Matthew Marsh | 24:07 | 6-6 | 0-0 | 1-4 | 1 10 11 | 1 4 | 13 | 0 | 0 | 1 | 0 0 | 12 |
| 10 | Jao Ituka | 02:31 | 1-2 | 0-0 | 0-0 | 1 1 2 | 0 2 | 2 | 0 | 0 | 0 | 0 1 | -2 |
| 20 | Davion Bradford | 02:31 | 0-0 | 0-0 | 0-0 | 2 0 2 | 2 0 | 0 | 0 | 2 | 0 | 0 0 | -2 |
| 34 | Bobbi Klintman | 18:28 | 1-3 | 0-2 | 0-0 | 2 1 3 | 1 0 | 2 | 0 | 0 | 0 | 0 0 | -14 |
| Team | | | 2 2 | | 4 | 0 | | 0 | 0 | | | | |
| Totals | | | 28-55 | 5-24 | 9-13 | 8 29 37 | 15 15 | 70 | 11 | 15 | 5 | 1 1 | -2 |

Technical Fouls: NONE

| Shooting By Period | | |
|--------------------------|-------|-------|
| 1st FG% | 16-30 | 53.3% |
| 3PT% | 5-16 | 31.2% |
| FT% | 4-7 | 57.1% |
| 2nd FG% | 12-25 | 48.0% |
| 3PT% | 0-8 | 0.0% |
| FT% | 5-6 | 83.3% |
| GM FG% | 28-55 | 50.9% |
| 3PT% | 5-24 | 20.8% |
| FT% | 9-13 | 69.2% |
| Dead Ball Rebounds: 2, 0 | | |

LSU - 72

Record: 8-1

| NO. | Name | Min | FG | 3P | FT | Rebounds | Fouls | TP | AS | TO | ST | Blocks | +/- |
|--------|------------------|---------|-------|-------|------|-----------|-------|----|----|----|----|--------|-----|
| | | | M-A | M-A | M-A | OR DR TOT | PF FD | | | | | BS BA | |
| 15 | Mwani Wilkinson | F 10:29 | 0-4 | 0-2 | 0-0 | 0 1 1 | 0 0 | 0 | 1 | 0 | 2 | 0 0 | -9 |
| 12 | KJ Williams | F 36:33 | 14-21 | 7-9 | 0-2 | 4 6 10 | 3 2 | 35 | 1 | 2 | 1 | 1 0 | 8 |
| 20 | Derek Fountain | F 29:45 | 4-5 | 0-0 | 3-6 | 3 2 5 | 1 7 | 11 | 0 | 2 | 4 | 0 0 | -13 |
| 3 | Justice Hill | G 24:21 | 2-6 | 0-0 | 0-0 | 0 1 1 | 1 0 | 4 | 6 | 0 | 0 | 0 0 | 5 |
| 44 | Adam Miller | G 36:36 | 1-10 | 1-6 | 0-0 | 0 0 1 | 1 0 | 3 | 1 | 2 | 0 | 0 0 | -1 |
| 0 | Trae Hannibal | 04:20 | 0-2 | 0-0 | 0-0 | 0 0 0 | 1 0 | 0 | 0 | 0 | 0 | 0 0 | -6 |
| 1 | Cam Hayes | 27:45 | 5-10 | 2-6 | 1-1 | 1 4 5 | 3 2 | 13 | 6 | 1 | 0 | 1 0 | 14 |
| 13 | Jalen Reed | 09:21 | 0-0 | 0-0 | 1-4 | 0 0 0 | 1 2 | 1 | 0 | 0 | 0 | 0 0 | -8 |
| 4 | Kendall Coleman | 03:27 | 0-0 | 0-0 | 0-0 | 0 0 0 | 2 0 | 0 | 0 | 0 | 0 | 0 0 | -6 |
| 11 | Justice Williams | 17:23 | 2-6 | 0-3 | 1-2 | 0 1 1 | 2 2 | 5 | 2 | 1 | 1 | 0 0 | 10 |
| Team | | | 1 | | 5 | 6 | 0 | | 0 | | | | |
| Totals | | | 28-64 | 10-26 | 6-15 | 9 21 30 | 15 15 | 72 | 17 | 7 | 9 | 1 1 | 2 |

Technical Fouls: NONE

| Shooting By Period | | |
|--------------------------|-------|-------|
| 1st FG% | 13-33 | 39.4% |
| 3PT% | 4-9 | 44.4% |
| FT% | 3-7 | 42.9% |
| 2nd FG% | 15-31 | 48.4% |
| 3PT% | 6-17 | 35.3% |
| FT% | 3-8 | 37.5% |
| GM FG% | 28-64 | 43.8% |
| 3PT% | 10-26 | 38.5% |
| FT% | 6-15 | 40.0% |
| Dead Ball Rebounds: 7, 0 | | |

| | WFU | LSU | Points from | | WFU | LSU | Period by Period Scoring | | | |
|------------------|----------------------------|---------------------------|---------------|--|-----|-----|--------------------------|-----|-----|-----|
| Biggest lead | 20 (1 st 4:16) | 5 (1 st 18:13) | Turnovers | | 11 | 21 | | 1st | 2nd | TOT |
| Best Scoring Run | 17 (1 st 13:10) | 11 (1 st 0:39) | Paint | | 44 | 32 | | | | |
| Lead Changes | 8 | | Second Chance | | 7 | 14 | WFU | 41 | 29 | 70 |
| Times Tied | 6 | | Fast Breaks | | 17 | 8 | | | | |
| Time with Lead | 23:25 | 12:16 | Bench | | 21 | 19 | LSU | 33 | 39 | 72 |



Official Basketball Box Score - Final
N.C. Central at LSU
12/13/22 Maravich Assembly Center, Baton Rouge
2022-23 Men's Basketball

Game Time: 6:00 PM
Game Duration: 1:53
Attendance: 6,212

Officials: Don Daly, Brian Dorsey, Wesley Ford

N.C. Central - 57

Record: 5-6

| NO. | Name | Min | FG | 3P | FT | Rebounds | Fouls | TP | AS | TO | ST | Blocks | +/- |
|--------|----------------------|---------|-------|------|-----|-----------|-------|----|----|----|----|--------|-----|
| | | | M-A | M-A | M-A | OR DR TOT | PF FD | | | | | BS BA | |
| 2 | Kris Monroe | F 16:07 | 2-4 | 1-2 | 0-0 | 0 2 2 | 5 0 | 5 | 0 | 1 | 0 | 0 0 | 6 |
| 35 | Brendan Medley-Bacon | C 36:07 | 5-6 | 0-0 | 0-0 | 0 2 2 | 4 1 | 10 | 0 | 3 | 0 | 0 1 | -7 |
| 5 | Justin Wright | G 34:37 | 6-14 | 1-3 | 1-2 | 0 4 4 | 2 1 | 14 | 0 | 4 | 0 | 1 1 | -9 |
| 11 | Marque Maultsby | G 19:27 | 3-8 | 2-4 | 1-2 | 0 2 2 | 1 3 | 9 | 0 | 1 | 1 | 0 1 | -2 |
| 21 | Eric Boone | G 30:00 | 1-6 | 0-1 | 0-0 | 1 5 6 | 2 0 | 2 | 8 | 1 | 2 | 0 1 | -8 |
| 44 | Dan Oladapo | 22:38 | 1-5 | 0-0 | 0-4 | 3 2 5 | 2 3 | 2 | 0 | 1 | 0 | 0 1 | -22 |
| 0 | Fred Cleveland Jr. | 10:25 | 1-2 | 1-1 | 0-0 | 0 1 1 | 0 0 | 3 | 0 | 1 | 0 | 0 0 | -2 |
| 1 | Ja'Darius Harris | 04:58 | 1-3 | 0-0 | 0-0 | 0 1 1 | 0 0 | 2 | 1 | 2 | 0 | 0 0 | -1 |
| 23 | Cameron Butler | 02:49 | 0-0 | 0-0 | 0-0 | 0 0 0 | 0 0 | 0 | 0 | 0 | 0 | 0 0 | 0 |
| 52 | Devon Butts | 20:33 | 4-7 | 2-4 | 0-0 | 0 4 4 | 0 1 | 10 | 1 | 0 | 3 | 0 0 | -8 |
| 24 | Nicolas Fennell | 02:19 | 0-0 | 0-0 | 0-0 | 0 2 2 | 1 0 | 0 | 0 | 0 | 1 | 0 0 | 2 |
| Team | | | 0 | | 2 | 2 | 0 | | 0 | | 0 | | |
| Totals | | | 24-55 | 7-15 | 2-8 | 4 27 31 | 17 9 | 57 | 10 | 14 | 7 | 1 5 | -10 |

Technical Fouls: NONE

LSU - 67

Record: 9-1

| NO. | Name | Min | FG | 3P | FT | Rebounds | Fouls | TP | AS | TO | ST | Blocks | +/- |
|--------|------------------|---------|-------|------|-------|-----------|-------|----|----|----|----|--------|-----|
| | | | M-A | M-A | M-A | OR DR TOT | PF FD | | | | | BS BA | |
| 12 | KJ Williams | F 31:07 | 7-13 | 1-3 | 3-3 | 3 9 12 | 2 2 | 18 | 2 | 2 | 1 | 2 0 | 8 |
| 20 | Derek Fountain | F 30:27 | 6-9 | 0-0 | 5-9 | 7 7 14 | 2 8 | 17 | 1 | 0 | 1 | 2 0 | 11 |
| 1 | Cam Hayes | G 28:25 | 6-10 | 2-5 | 0-0 | 0 7 7 | 0 1 | 14 | 2 | 1 | 2 | 0 0 | 13 |
| 3 | Justice Hill | G 26:21 | 3-11 | 1-5 | 0-0 | 0 0 0 | 0 0 | 7 | 4 | 2 | 2 | 0 1 | 0 |
| 44 | Adam Miller | G 27:56 | 0-10 | 0-8 | 1-2 | 0 1 1 | 3 1 | 1 | 2 | 3 | 0 | 0 0 | 10 |
| 11 | Justice Williams | 16:51 | 1-4 | 0-3 | 0-2 | 1 0 1 | 0 2 | 2 | 1 | 0 | 2 | 0 0 | 10 |
| 0 | Trae Hannibal | 16:44 | 1-3 | 0-1 | 2-2 | 1 1 2 | 0 2 | 4 | 4 | 3 | 0 | 0 0 | 1 |
| 4 | Kendall Coleman | 06:34 | 2-2 | 0-0 | 0-0 | 0 1 1 | 0 0 | 4 | 0 | 0 | 0 | 1 0 | 4 |
| 13 | Jalen Reed | 11:52 | 0-1 | 0-0 | 0-0 | 1 1 2 | 2 0 | 0 | 0 | 0 | 0 | 0 0 | -3 |
| 5 | Mwani Wilkinson | 03:43 | 0-0 | 0-0 | 0-0 | 0 0 0 | 0 1 | 0 | 0 | 0 | 0 | 0 0 | 0 |
| Team | | | 2 | | 3 | 5 | 0 | | 0 | | 0 | | |
| Totals | | | 26-63 | 4-25 | 11-18 | 15 30 45 | 9 17 | 67 | 16 | 11 | 8 | 5 1 | 10 |

Technical Fouls: NONE

| | | NCC | LSU | Points from | | Period by Period Scoring | | | |
|------------------|---------------------------|---------------------------|---------------|-------------|----|--------------------------|-----|----|----|
| Biggest lead | 3 (1 st 17:24) | 14 (1 st 1:09) | Turnovers | 14 | 9 | | | | |
| Best Scoring Run | 7 (2 nd 18:03) | 9 (1 st 3:52) | Paint | 26 | 38 | | | | |
| Lead Changes | 10 | 26 | Second Chance | 5 | 18 | NCC | 26 | 31 | 57 |
| Times Tied | 5 | 14 | Fast Breaks | 14 | 9 | | LSU | 40 | 27 |
| Time with Lead | 03:53 | 31:09 | Bench | 17 | 10 | | | | |



Official Basketball Box Score - Final
Winthrop at LSU
12/17/22 Maravich Assembly Center, Baton Rouge
2022-23 Men's Basketball

Game Time: 6:00 PM
Game Duration: 1:57
Attendance: 9,067

Officials: Bart Lenox, Orlando Potts, Garrick Shannon

Winthrop - 81

Record: 5-7

| NO. | Name | Min | FG | 3P | FT | Rebounds | Fouls | TP | AS | TO | ST | Blocks | +/- |
|--------|--------------------|---------|-------|-------|------|-----------|-------|----|----|----|----|--------|-----|
| | | | M-A | M-A | M-A | OR DR TOT | PF FD | | | | | BS BA | |
| 4 | Kelton Tallford | F 37:23 | 11-15 | 0-0 | 1-2 | 2 5 7 | 1 4 | 23 | 1 | 0 | 0 | 2 1 | -7 |
| 12 | Cory Hightower | F 38:52 | 7-13 | 7-12 | 4-4 | 0 1 1 | 3 3 | 25 | 1 | 4 | 1 | 0 1 | -8 |
| 0 | Sin'Cere McMahon | G 33:18 | 7-12 | 3-7 | 1-0 | 0 4 4 | 1 1 | 18 | 6 | 1 | 2 | 0 1 | -3 |
| 1 | Toneari Lane | G 27:23 | 1-5 | 1-4 | 0-0 | 1 2 3 | 3 0 | 3 | 0 | 2 | 0 | 1 1 | -2 |
| 11 | Kasen Fleming | G 37:51 | 5-10 | 0-0 | 1-1 | 1 5 6 | 2 3 | 11 | 3 | 3 | 1 | 0 1 | -8 |
| 5 | Howard Fleming Jr. | 20:11 | 0-5 | 0-3 | 1-4 | 0 3 3 | 5 2 | 1 | 2 | 1 | 1 | 1 1 | -7 |
| 23 | Michael Moore | 02:37 | 0-0 | 0-0 | 0-0 | 0 0 0 | 0 0 | 0 | 0 | 0 | 0 | 0 0 | -1 |
| 2 | Xavier McKelvy | 01:14 | 0-0 | 0-0 | 0-0 | 0 0 0 | 0 0 | 0 | 0 | 0 | 0 | 0 0 | -4 |
| 10 | Cameron Whiteside | 01:11 | 0-0 | 0-0 | 0-0 | 0 0 0 | 0 0 | 0 | 0 | 0 | 0 | 0 0 | 0 |
| Team | | | 4 | | 0 | 4 | 0 | | 1 | | | | |
| Totals | | | 31-60 | 11-26 | 8-12 | 8 20 28 | 15 13 | 81 | 13 | 12 | 5 | 4 6 | -8 |

Technical Fouls: NONE

| Shooting By Period | | |
|--------------------------|-------|-------|
| 1st FG% | 15-31 | 48.4% |
| 3PT% | 5-17 | 29.4% |
| FT% | 4-5 | 80% |
| 2nd FG% | 16-29 | 55.2% |
| 3PT% | 6-9 | 66.7% |
| FT% | 4-7 | 57.1% |
| GM FG% | 31-60 | 51.7% |
| 3PT% | 11-26 | 42.3% |
| FT% | 8-12 | 66.7% |
| Dead Ball Rebounds: 2, 0 | | |

LSU - 89

Record: 10-1

| NO. | Name | Min | FG | 3P | FT | Rebounds | Fouls | TP | AS | TO | ST | Blocks | BS | BA | ++ |
|--------|------------------|---------|-------|-------|------|----------|-------|-----|----|----|----|--------|----|----|----|
| | | | M-A | M-A | M-A | OR | DR | TOT | PF | FD | | | | | |
| 12 | KJ Williams | F 24:31 | 8-14 | 2-4 | 0-0 | 2 | 4 | 6 | 3 | 0 | 18 | 0 | 2 | 1 | 1 |
| 20 | Derek Fountain | F 31:02 | 4-7 | 0-1 | 0-0 | 2 | 5 | 7 | 4 | 1 | 8 | 2 | 0 | 2 | 1 |
| 1 | Cam Hayes | G 30:52 | 8-11 | 4-6 | 5-6 | 0 | 1 | 1 | 0 | 5 | 25 | 4 | 1 | 2 | 0 |
| 3 | Justice Hill | G 26:29 | 3-7 | 3-5 | 0-0 | 1 | 2 | 3 | 1 | 1 | 9 | 3 | 1 | 0 | 1 |
| 44 | Adam Miller | G 32:12 | 5-15 | 2-10 | 2-2 | 0 | 3 | 3 | 1 | 1 | 14 | 3 | 2 | 0 | 1 |
| 13 | Jalen Reed | 11:58 | 1-1 | 0-0 | 0-0 | 1 | 2 | 3 | 0 | 1 | 2 | 0 | 2 | 1 | 0 |
| 0 | Trae Hannibal | 20:42 | 2-2 | 0-0 | 0-1 | 1 | 2 | 3 | 2 | 4 | 4 | 6 | 0 | 0 | 0 |
| 4 | Kendall Coleman | 12:29 | 2-4 | 0-0 | 1-2 | 4 | 3 | 7 | 2 | 1 | 5 | 0 | 1 | 2 | 0 |
| 11 | Justice Williams | 09:45 | 2-3 | 0-1 | 0-0 | 0 | 0 | 0 | 0 | 1 | 4 | 1 | 1 | 0 | 0 |
| Team | | | | | | 1 | 1 | 2 | 0 | 0 | 0 | 0 | 0 | 0 | |
| Totals | | | 35-64 | 11-27 | 8-12 | 12 | 23 | 35 | 13 | 15 | 89 | 19 | 10 | 6 | 4 |

Box Scores



Official Basketball Box Score - Final
Arkansas at LSU
12/28/22 Maravich Assembly Center, Baton Rouge
2022-23 Men's Basketball

Game Time: 8:00 PM
Game Duration: 2:09
Attendance: 10,428

Officials: Joe Lindsay, Patrick Evans, Ron Groover

Arkansas - 57

Record: 12-1 (0-1)

| NO. | Name | Min | FG | 3P | FT | Rebounds | Fouls | TP | AS | TO | ST | Blocks | BS | BA | +/− |
|--------|------------------|---------|-------|------|------|-----------|-------|----|----|----|----|--------|----|----|-----|
| | | | M/A | M/A | M/A | OR DR TOT | PF | FD | | | | | | | |
| 13 | Jordan Walsh | F 32:03 | 6-14 | 1-8 | 0-0 | 3 6 9 | 4 1 | 13 | 0 | 2 | 2 | 2 | 1 | 1 | 1 |
| 15 | Makhi Mitchell | F 35:54 | 3-5 | 0-0 | 2-3 | 2 10 12 | 3 5 | 8 | 1 | 1 | 0 | 3 | 1 | -4 | |
| 0 | Anthony Black | G 40:00 | 3-8 | 0-3 | 1-2 | 4 4 8 | 1 2 | 7 | 4 | 2 | 1 | 0 | 1 | -3 | |
| 1 | Ricky Council IV | G 40:00 | 5-19 | 1-5 | 2-5 | 4 2 6 | 1 4 | 13 | 0 | 2 | 3 | 0 | 0 | -3 | |
| 4 | Davonte Davis | G 39:52 | 7-18 | 2-8 | 0-0 | 0 6 6 | 1 1 | 16 | 2 | 1 | 2 | 0 | 0 | -3 | |
| 20 | Kamari Johnson | 07:12 | 0-0 | 0-0 | 0-0 | 0 0 0 | 2 0 | 0 | 0 | 0 | 0 | 0 | 0 | -3 | |
| 11 | Jalen Graham | 02:39 | 0-0 | 0-0 | 0-0 | 0 1 1 | 2 0 | 0 | 0 | 2 | 0 | 0 | 0 | -4 | |
| 5 | Joseph Pinion | 02:20 | 0-1 | 0-1 | 0-0 | 0 0 0 | 0 0 | 0 | 0 | 0 | 0 | 0 | 0 | -4 | |
| Team | | | | | | 0 2 2 | | | 0 | 0 | | | | | |
| Totals | | | 24-65 | 4-25 | 5-10 | 13 31 44 | 14 13 | 57 | 7 | 10 | 8 | 5 | 3 | -3 | |

| Shooting By Period | 1st FG% | 2nd FG% | 3rd FG% | FT% |
|---------------------|-------------|---------|---------|-----|
| 1st FG% | 9-33 27.3% | | | |
| 3PT% | 0-13 0.0% | | | |
| FT% | 1-3 33.3% | | | |
| 2nd FG% | 15-32 46.9% | | | |
| 3PT% | 4-12 33.3% | | | |
| FT% | 4-7 57.1% | | | |
| GM FG% | 24-65 36.9% | | | |
| 3PT% | 4-25 16.0% | | | |
| FT% | 5-10 50.0% | | | |
| Dead Ball Rebounds: | 2 0 | | | |

Dead Ball Rebounds: 2 0

LSU - 60

Record: 12-1 (1-0)

| NO. | Name | Min | FG | 3P | FT | Rebounds | Fouls | TP | AS | TO | ST | Blocks | BS | BA | +/− |
|--------|--------------------|---------|-------|------|------|-----------|-------|----|----|----|----|--------|----|----|-----|
| | | | M/A | M/A | M/A | OR DR TOT | PF | FD | | | | | | | |
| 12 | KJ Williams | F 32:37 | 3-7 | 2-5 | 0-0 | 1 4 5 | 3 4 | 8 | 0 | 2 | 2 | 1 | 1 | 1 | 1 |
| 20 | Derek Fountain | F 29:19 | 5-9 | 0-1 | 4-5 | 4 6 10 | 2 3 | 14 | 1 | 2 | 2 | 1 | 2 | 8 | |
| 1 | Cam Hayes | G 27:13 | 2-7 | 0-3 | 0-0 | 0 5 5 | 0 0 | 4 | 3 | 0 | 1 | 0 | 0 | -7 | |
| 3 | Justice Hill | G 18:49 | 1-5 | 0-3 | 0-3 | 0 2 2 | 1 1 | 2 | 1 | 1 | 0 | 0 | 0 | -6 | |
| 44 | Adam Miller | G 29:03 | 2-9 | 1-3 | 2-2 | 0 4 4 | 1 3 | 7 | 2 | 1 | 0 | 0 | 1 | -6 | |
| 0 | Trae Hannibal | 22:29 | 9-14 | 1-2 | 0-2 | 1 5 6 | 0 2 | 19 | 2 | 1 | 0 | 0 | 0 | 10 | |
| 13 | Jalen Reed | 10:41 | 0-5 | 0-0 | 0-0 | 1 1 2 | 3 3 | 0 | 0 | 0 | 0 | 0 | 0 | -1 | -5 |
| 4 | Kendal Coleman | 02:49 | 0-0 | 0-0 | 0-0 | 0 0 0 | 0 0 | 0 | 0 | 0 | 0 | 0 | 0 | 0 | 0 |
| 5 | Mwani Wilkinson | 10:47 | 1-1 | 0-0 | 0-0 | 0 0 0 | 2 0 | 2 | 0 | 1 | 0 | 1 | 0 | 9 | |
| 34 | Shawn Phillips Jr. | 04:34 | 0-1 | 0-0 | 0-0 | 1 0 1 | 0 0 | 0 | 0 | 0 | 0 | 0 | 0 | 2 | |
| 11 | Justice Williams | 11:39 | 2-4 | 0-0 | 0-0 | 0 0 0 | 1 0 | 4 | 0 | 2 | 1 | 0 | 0 | 9 | |
| Team | | | | | | 1 3 4 | | | 0 | 0 | | | | | |
| Totals | | | 25-62 | 4-17 | 6-12 | 9 30 39 | 13 14 | 60 | 9 | 10 | 6 | 3 | 5 | 3 | |

| Shooting By Period | 1st FG% | 2nd FG% | 3PT% | FT% |
|---------------------|-------------|---------|------|-----|
| 1st FG% | 10-34 29.4% | | | |
| 3PT% | 3-11 27.3% | | | |
| FT% | 1-3 33.3% | | | |
| 2nd FG% | 15-28 53.6% | | | |
| 3PT% | 1-6 16.7% | | | |
| FT% | 5-9 55.6% | | | |
| GM FG% | 25-62 40.3% | | | |
| 3PT% | 4-17 23.5% | | | |
| FT% | 6-12 50.0% | | | |
| Dead Ball Rebounds: | 3 1 | | | |

Dead Ball Rebounds: 3 1

| | ARK | LSU |
|------------------|---------------------------|--------------------------|
| Biggest lead | 6 (2 nd 10:21) | 6 (1 st 0:17) |
| Best Scoring Run | 6 (1 st 14:24) | 8 (2 nd 7:06) |
| Lead Changes | 7 | |
| Times Tied | 10 | |
| Time with Lead | 14:18 | 18:51 |

| Points from Turnovers | ARK | LSU |
|-----------------------|-----|-----|
| Paint | 36 | 40 |
| Second Chance | 11 | 6 |
| Fast Breaks | 7 | 8 |
| Bench | 0 | 25 |

| Period by Period Scoring | 1st | 2nd | TOT |
|--------------------------|-----|-----|-----|
| ARK | 19 | 38 | 57 |
| LSU | 24 | 36 | 60 |

Technical Fouls: NONE



Official Basketball Box Score - Final
LSU at Kentucky
01/03/23 Rupp Arena, Lexington
2022-23 Men's Basketball

Game Time: 8:00 PM
Game Duration: 2:11
Attendance: 19,610

Officials: Doug Shows, Vladimir Voyarov-Tadai, Jeb Harness

LSU - 71

Record: 12-2 (1-1)

| NO. | Name | Min | FG | 3P | FT | Rebounds | Fouls | TP | AS | TO | ST | Blocks | BS | BA | +/− |
|--------|--------------------|---------|-------|-------|------|-----------|-------|----|----|----|----|--------|----|-----|-----|
| | | | M/A | M/A | M/A | OR DR TOT | PF | FD | | | | | | | |
| 12 | KJ Williams | F 35:39 | 8-13 | 4-6 | 3-3 | 0 3 3 | 3 2 | 23 | 2 | 1 | 0 | 1 | 0 | -1 | |
| 20 | Derek Fountain | F 25:14 | 3-4 | 0-0 | 0-0 | 3 5 8 | 2 2 | 6 | 2 | 1 | 1 | 0 | 0 | 6 | |
| 1 | Cam Hayes | G 31:43 | 3-5 | 2-4 | 3-3 | 0 0 0 | 2 1 | 11 | 2 | 1 | 0 | 0 | 0 | 4 | |
| 3 | Justice Hill | G 12:43 | 0-3 | 0-1 | 0-0 | 0 1 1 | 0 0 | 0 | 0 | 1 | 0 | 0 | 0 | -13 | |
| 44 | Adam Miller | G 33:29 | 5-15 | 5-13 | 0-0 | 0 1 1 | 0 1 | 15 | 2 | 0 | 0 | 0 | 0 | 0 | |
| 0 | Trae Hannibal | 29:03 | 5-6 | 0-0 | 2-4 | 1 2 3 | 2 4 | 12 | 4 | 4 | 1 | 0 | 0 | 5 | |
| 42 | Justice Williams | 11:12 | 1-4 | 0-1 | 0-0 | 1 1 2 | 1 0 | 2 | 1 | 0 | 0 | 0 | 1 | -4 | |
| 13 | Jalen Reed | 13:40 | 1-3 | 0-0 | 0-0 | 0 2 2 | 3 1 | 2 | 1 | 0 | 0 | 0 | 0 | -6 | |
| 4 | Kendal Coleman | 02:27 | 0-0 | 0-0 | 0-0 | 0 0 0 | 1 0 | 0 | 0 | 0 | 0 | 0 | 0 | -3 | |
| 34 | Shawn Phillips Jr. | 03:00 | 0-0 | 0-0 | 0-0 | 0 0 0 | 1 0 | 0 | 0 | 0 | 0 | 0 | 0 | -2 | |
| 5 | Mwani Wilkinson | 01:50 | 0-0 | 0-0 | 0-0 | 0 0 0 | 0 0 | 0 | 0 | 1 | 0 | 1 | 0 | -1 | |
| Team | | | | | | 0 2 2 | | | 0 | 1 | | | | | |
| Totals | | | 26-53 | 11-25 | 8-10 | 5 17 22 | 15 11 | 74 | 15 | 9 | 3 | 1 | 3 | -3 | |

Technical Fouls: NONE

Kentucky - 74

Record: 10-4 (1-1)

| NO. | Name | Min | FG | 3P | FT | Rebounds | Fouls | TP | AS | TO | ST | Blocks | BS | BA | +/− |
|--------|------------------|---------|-------|------|-------|-----------|-------|----|----|----|----|--------|----|----|-----|
| | | | M/A | M/A | M/A | OR DR TOT | PF | FD | | | | | | | |
| 0 | Jacob Toppin | F 31:04 | 9-13 | 1-1 | 2-2 | 1 2 3 | 1 3 | 21 | 3 | 1 | 1 | 1 | 0 | 4 | |
| 24 | Chris Livingston | F 28:40 | 1-5 | 1-4 | 2-2 | 0 1 1 | 1 1 | 5 | 1 | 0 | 0 | 0 | 0 | 0 | |
| 34 | Oscar Tshiebwe | F 40:00 | 7-9 | 0-0 | 5-7 | 7 9 16 | 3 7 | 19 | 1 | 0 | 1 | 1 | 1 | 3 | |
| 2 | Sahvir Wheeler | G 37:21 | 4-10 | 3-5 | 0-1 | 0 6 6 | 2 3 | 11 | 9 | 2 | 0 | 0 | 0 | 2 | |
| 22 | Cason Wallace | G 40:00 | 6-13 | 2-7 | 0-0 | 3 3 1 | 2 0 | 14 | 1 | 0 | 0 | 0 | 0 | 3 | |
| 12 | Antonio Reeves | 13:59 | 0-1 | 0-1 | 2-2 | 0 0 0 | 1 1 | 2 | 0 | 0 | 0 | 0 | 0 | -4 | |
| 4 | Daimon Collins | 08:56 | 1-3 | 0-0 | 0-0 | 1 0 1 | 2 0 | 2 | 0 | 0 | 0 | 1 | 0 | -1 | |
| Team | | | | | | 1 0 1 | | | 0 | 1 | | | | | |
| Totals | | | 28-54 | 7-18 | 11-14 | 10 21 31 | 11 15 | 74 | 18 | 6 | 2 | 3 | 1 | 3 | |

Technical Fouls: NONE

| | LSU | UKY |
|------------------|---------------------------|----------------------------|
| Biggest lead | 2 (1 st 11:36) | 10 (2 nd 12:30) |
| Best Scoring Run | 8 (2 nd 6:29) | 7 (2 nd 17:54) |
| Lead Changes | 6 | |
| Times Tied | 3 | |
| Time with Lead | 02:44 | 34:59 |

| Points from Turnovers | LSU | UKY |
|-----------------------|-----|-----|
| Paint | 26 | 34 |
| Second Chance | 6 | 12 |
| Fast Breaks | 2 | 8 |
| Bench | 16 | 4 |

| Period by Period Scoring | 1st | 2nd | TOT |
|--------------------------|-----|-----|-----|
| LSU | 38 | 33 | 71 |
| UKY | 42 | 32 | 74 |

| Shooting By Period | 1st FG% | 2nd FG% | 3PT% | FT% |
|---------------------|-------------|---------|------|-----|
| 1st FG% | 16-28 57.1% | | | |
| 3PT% | 4-8 50.0% | | | |
| FT% | 6-8 75% | | | |
| 2nd FG% | 12-26 46.2% | | | |
| 3PT% | 3-10 30.0% | | | |
| FT% | 5-6 83.3% | | | |
| GM FG% | 28-54 51.9% | | | |
| 3PT% | 7-18 38.9% | | | |
| FT% | 11-14 78.6% | | | |
| Dead Ball Rebounds: | 1 1 | | | |

Dead Ball Rebounds: 1 1



Official Basketball Box Score - Final
LSU at Texas A&M
01/07/23 Reed Arena, Bryan-College Station
2022-23 Men's Basketball

Game Time: 5:00 PM
Game Duration: 2:06
Attendance: 9,319

Officials: Joe Lindsay, Mike Nance, Rob Rorko

LSU - 56

Record: 12-3 (1-2)

| NO. | Name | Min | FG | 3P | FT | Rebounds | Fouls | TP | AS | TO | ST | Blocks | BS | BA | +/− |
|--------|--------------------|---------|-------|------|-------|-----------|-------|----|----|----|----|--------|----|-----|-----|
| | | | M/A | M/A | M/A | OR DR TOT | PF | FD | | | | | | | |
| 12 | KJ Williams | F 37:23 | 2-6 | 0-2 | 6-6 | 2 6 8 | 2 3 | 10 | 2 | 0 | 2 | 1 | 0 | -8 | |
| 20 | Derek Fountain | F 21:01 | 1-3 | 0-0 | 0-0 | 1 2 3 | 5 3 | 2 | 1 | 1 | 1 | 0 | 0 | -8 | |
| 0 | Trae Hannibal | G 23:47 | 2-9 | 0-0 | 5-9 | 1 4 5 | 3 6 | 9 | 4 | 3 | 2 | 0 | 1 | 1 | |
| 1 | Cam Hayes | G 25:12 | 4-11 | 1-5 | 1-1 | 0 2 2 | 1 1 | 10 | 0 | 1 | 0 | 0 | 0 | -12 | |
| 44 | Adam Miller | G 34:00 | 5-10 | 5-8 | 1-2 | 0 1 1 | 1 2 | 16 | 1 | 1 | 1 | 0 | 0 | -11 | |
| 3 | Justice Hill | 29:32 | 2-4 | 2-4 | 0-0 | 1 0 1 | 1 0 | 6 | 2 | 5 | 5 | 0 | 0 | -13 | |
| 4 | Kendal Coleman | 07:54 | 0-1 | 0-0 | 0-0 | 1 2 3 | 1 1 | 0 | 0 | 0 | 0 | 1 | 0 | -2 | |
| 11 | Justice Williams | 10:38 | 1-3 | 1-3 | 0-0 | 0 0 0 | 1 0 | 3 | 1 | 0 | 0 | 0 | 0 | -3 | |
| 13 | Jalen Reed | 09:51 | 0-2 | 0-0 | 0-0 | 1 1 2 | 1 1 | 0 | 0 | 1 | 0 | 1 | 0 | -7 | |
| 34 | Shawn Phillips Jr. | 00:42 | 0-0 | 0-0 | 0-0 | 0 0 0 | 0 0 | 0 | 0 | 0 | 0 | 0 | 0 | -2 | |
| Team | | | | | | 1 1 2 | | | 0 | 3 | | | | | |
| Totals | | | 17-49 | 9-22 | 13-18 | 8 19 27 | 16 17 | 56 | 11 | 15 | 11 | 3 | 1 | -13 | |

| Shooting By Period | 1st FG% | 2nd FG% | 3PT% | FT% |
|---------------------|-------------|---------|------|-----|
| 1st FG% | 8-28 28.6% | | | |
| 3PT% | 4-14 28.6% | | | |
| FT% | 3-3 100% | | | |
| 2nd FG% | 9-21 42.9% | | | |
| 3PT% | 5-8 62.5% | | | |
| FT% | 10-15 66.7% | | | |
| GM FG% | 17-49 34.7% | | | |
| 3PT% | 9-22 40.9% | | | |
| FT% | 13-18 72.2% | | | |
| Dead Ball Rebounds: | 3 0 | | | |

Dead Ball Rebounds: 3 0

Texas A&M - 69

Record: 10-5 (2-0)

| NO. | Name | Min | FG M/A | 3P M/A | FT M/A | Rebounds OR DR TOT | Fouls PF | TP | AS | TO | ST | Blocks BS | BA | +/- | | | |
|--------|--------------------|---------|-----------|-----------|-----------|-----------------------|-------------|----|----|----|----|--------------|----|-----|---|---|----|
| 15 | Henry Coleman III | F 31:38 | 3-9 | 0-0 | 1-2 | 2 4 6 | 2 2 | 7 | 0 | 2 | 2 | 0 | 2 | 8 | | | |
| 34 | Julius Marble | F 30:22 | 7-12 | 0-1 | 3-5 | 3 6 9 | 3 5 | 17 | 0 | 1 | 0 | 1 | 0 | 9 | | | |
| 0 | Dexter Dennis | G 28:17 | 6-8 | 2-4 | 3-4 | 2 2 4 | 6 3 | 2 | 17 | 1 | 2 | 3 | 0 | 13 | | | |
| 4 | Wade Taylor IV | G 34:57 | 4-14 | 1-4 | 4-4 | 0 2 2 | 4 3 | 13 | 6 | 4 | 0 | 0 | 0 | 16 | | | |
| 23 | Tyrece Radford | G 31:44 | 6-10 | 1-3 | 1-2 | 3 2 5 | 2 1 | 14 | 1 | 2 | 0 | 0 | 1 | 11 | | | |
| 11 | Anderson Garcia | 11:24 | 0-0 | 0-0 | 0 | 0 | 2 2 1 | 1 | 0 | 1 | 2 | 0 | 0 | 6 | | | |
| 2 | Andre Gordon | 19:17 | 0-2 | 0-1 | 0 | 0 | 2 2 0 | 1 | 0 | 3 | 0 | 0 | 0 | 1 | | | |
| 2 | Hayden Hefner | 06:18 | 0-3 | 0-3 | 1-2 | 0 0 0 | 0 1 | 1 | 1 | 0 | 0 | 0 | 0 | 0 | | | |
| 13 | Solomon Washington | 05:32 | 0-0 | 0-0 | 0 | 0 | 1 1 | 1 | 0 | 0 | 0 | 1 | 0 | 3 | | | |
| 1 | Khalen Robinson | 00:31 | 0-0 | 0-0 | 0-0 | 0 0 0 | 0 1 | 0 | 0 | 0 | 0 | 0 | 0 | -2 | | | |
| Team | | | | | | 2 | 3 | 5 | 0 | 0 | 0 | | | | | | |
| Totals | | | 26-54 | 4-16 | 13-19 | 12 | 26 | 38 | 17 | 16 | 69 | 12 | 13 | 6 | 1 | 3 | 13 |

Box Scores



Official Basketball Box Score - Final

LSU at Alabama
01/14/23 Coleman Coliseum, Tuscaloosa
2022-23 Men's Basketball

Game Time: 3:00 PM

Game Duration: 2:03

Attendance: 13,474

Officials: Bart Lenox, Patrick Evans, Brian Dorsey

| LSU - 66 | | Record: 12-5 (1-4) | | | | | | | | | | | | |
|-----------------------|---|--------------------|-----------|-----------|-----------|-----------------------|----------------|----|----|----|----|-----------------|-----|--|
| NO. Name | | Min | FG M-A | 3P M-A | FT M-A | Rebounds OR DR TOT | Fouls PF FD | TP | AS | TO | ST | Blocks BS BA | +/- | |
| 12 KJ Williams | F | 17:51 | 4-12 | 2-3 | 0-0 | 1 0 1 | 4 0 | 10 | 0 | 2 | 0 | 0 | -26 | |
| 20 Derek Fountain | F | 21:08 | 0-9 | 0-4 | 9-10 | 2 0 2 | 1 7 | 9 | 0 | 3 | 1 | 0 | -22 | |
| 0 Trae Hannibal | G | 16:16 | 1-2 | 0-0 | 0-0 | 2 4 6 | 1 2 | 2 | 3 | 0 | 0 | 0 | -23 | |
| 3 Justice Hill | G | 18:19 | 1-7 | 1-5 | 0-0 | 0 2 2 | 0 0 | 3 | 0 | 1 | 0 | 0 | -19 | |
| 44 Adam Miller | G | 30:52 | 2-5 | 2-2 | 3-5 | 0 4 4 | 3 4 | 9 | 1 | 1 | 0 | 0 | -26 | |
| 13 Jalen Reed | | 17:34 | 2-4 | 0-1 | 1-4 | 3 4 7 | 2 2 | 5 | 0 | 2 | 0 | 0 | -16 | |
| 1 Cam Hayes | | 20:23 | 4-6 | 2-3 | 0-0 | 0 1 1 | 2 0 | 10 | 2 | 0 | 0 | 0 | -21 | |
| 4 Kendal Coleman | | 10:01 | 1-4 | 0-0 | 3-4 | 1 2 3 | 3 2 | 5 | 0 | 0 | 0 | 0 | -3 | |
| 11 Justice Williams | | 19:55 | 1-4 | 1-1 | 6-6 | 0 0 1 | 1 4 | 9 | 5 | 1 | 0 | 0 | -20 | |
| 15 Tyrell Ward | | 14:15 | 1-6 | 0-2 | 0-0 | 1 1 2 | 0 0 | 2 | 1 | 0 | 2 | 0 | -11 | |
| 34 Shawn Phillips Jr. | | 13:26 | 1-2 | 0-0 | 0-0 | 1 3 4 | 1 0 | 2 | 0 | 1 | 1 | 0 | -13 | |
| Team | | | | | | 3 2 5 | | 0 | 0 | | | | | |
| Totals | | | 18-61 | 8-21 | 22-29 | 14 24 38 | 18 21 | 66 | 12 | 11 | 4 | 0 7 | -40 | |

Technical Fouls: NONE

| Alabama - 106 | | Record: 15-2 (5-0) | | | | | | | | | | | |
|---------------|-----------------|--------------------|-----------|-----------|-----------|-----------------------|----------------|-----|----|----|----|-----------------|-----|
| NO. | Name | Min | FG M-A | 3P M-A | FT M-A | Rebounds OR DR TOT | Fouls PF FD | TP | AS | TO | ST | Blocks BS BA | +/- |
| 15 | Noah Clowney | F 20:37 | 2-7 | 0-5 | 0-0 | 4 4 8 | 2 2 | 4 | 0 | 1 | 0 | 1 | 15 |
| 24 | Brandon Miller | F 24:03 | 11-16 | 7-11 | 2-2 | 1 8 9 | 2 4 | 31 | 1 | 1 | 0 | 0 | 38 |
| 14 | Charles Bediako | C 14:39 | 1-1 | 0-0 | 1-1 | 1 2 3 | 1 2 | 2 | 1 | 1 | 2 | 0 | 17 |
| 0 | Jaden Bradley | G 20:52 | 2-4 | 1-1 | 2-2 | 0 1 1 | 2 1 | 7 | 6 | 2 | 0 | 0 | 32 |
| 1 | Mark Sears | G 23:21 | 4-9 | 2-7 | 2-2 | 0 5 5 | 2 3 | 12 | 1 | 1 | 3 | 0 | 29 |
| 3 | Rylan Griffen | 20:37 | 4-12 | 2-8 | 2-2 | 3 3 6 | 1 1 | 12 | 1 | 1 | 1 | 0 | 7 |
| 4 | Noah Gurley | 15:38 | 2-7 | 2-6 | 2-2 | 2 3 5 | 2 1 | 8 | 1 | 1 | 0 | 1 | 16 |
| 5 | Jahvon Quinerly | 16:14 | 4-8 | 4-8 | 0-0 | 1 1 2 | 0 0 | 12 | 4 | 0 | 0 | 0 | 19 |
| 10 | Dom Welch | 18:48 | 1-5 | 1-5 | 2-2 | 1 2 3 | 1 1 | 5 | 1 | 0 | 1 | 2 | 22 |
| 23 | Nick Pringle | 18:38 | 3-3 | 0-0 | 4-7 | 6 1 7 | 4 4 | 10 | 1 | 0 | 0 | 0 | 11 |
| 12 | Delaney Heard | 02:11 | 0-1 | 0-1 | 0-0 | 0 0 0 | 0 0 | 0 | 0 | 0 | 0 | 0 | -2 |
| 30 | Adam Cottrell | 02:11 | 1-1 | 1-1 | 0-0 | 0 0 0 | 0 0 | 3 | 0 | 0 | 0 | 0 | -2 |
| 34 | Jaden Quinerly | 02:11 | 0-2 | 0-1 | 0-0 | 0 0 0 | 0 0 | 1 | 0 | 1 | 1 | 0 | -2 |
| Team | | | | | | 1 3 4 | | 0 | 0 | 0 | | | |
| Totals | | | 35-76 | 20-54 | 16-20 | 20 32 52 | 21 18 | 106 | 19 | 8 | 7 | 0 | 40 |

Technical Fouls: NONE

| | LSU | BMA |
|------------------|---------------------------|---------------------------|
| Biggest lead | 0 (1 st 20:00) | 45 (2 nd 1:39) |
| Best Scoring Run | 7 (2 nd 12:14) | 13 (1 st 5:15) |
| Lead Changes | 0 | |
| Times Tied | 1 | |
| Time with Lead | 00:00 | 39:19 |

| Points from | LSU | BMA |
|---------------|-----|-----|
| Turnovers | 2 | 19 |
| Paint | 18 | 30 |
| Second Chance | 8 | 32 |
| Fast Breaks | 8 | 15 |
| Bench | 33 | 50 |

| Period by Period Scoring | | | |
|--------------------------|-----|-----|-----|
| | 1st | 2nd | TOT |
| LSU | 22 | 44 | 66 |
| BMA | 59 | 47 | 106 |



Official Basketball Box Score - Final

Tennessee at LSU
01/21/23 Maravich Assembly Center, Baton Rouge
2022-23 Men's Basketball

Game Time: 3:00 PM

Game Duration: 1:55

Attendance: 10,462

Officials: Joe Lindsay, Okenda Potts, Owen Shott

| Tennessee - 77 | | | | | | | | | | | | |
|------------------------|---------|-----------|-----------|-----------|-----------------------|----------------|----|----|----|----|-----------------|-----|
| Record: 16-3 (6-1) | | | | | | | | | | | | |
| NO. Name | Min | FG M-A | 3P M-A | FT M-A | Rebounds OR DR TOT | Fouls PF FD | TP | AS | TO | ST | Blocks BS BA | +/- |
| 2 Julian Phillips | 23:10 | 2-6 | 2-3 | 4-4 | 1 3 4 | 4 3 | 10 | 1 | 1 | 2 | 0 0 | 15 |
| 13 Olivier Nkamhoua | F 16:47 | 1-4 | 0-1 | 0-0 | 1 2 3 | 4 1 | 2 | 0 | 0 | 1 | 0 0 | -10 |
| 5 Zakai Zeigler | G 37:15 | 5-12 | 2-8 | 0-0 | 0 2 2 | 0 2 | 12 | 10 | 1 | 2 | 2 0 | 27 |
| 25 Santiago Vescovi | G 30:58 | 2-7 | 2-7 | 0-0 | 0 2 2 | 0 1 | 6 | 3 | 0 | 0 | 0 0 | 22 |
| 30 Josiah-Jordan James | G 30:45 | 9-16 | 4-6 | 0-0 | 2 5 7 | 3 3 | 22 | 1 | 2 | 3 | 0 0 | 22 |
| 0 Jonas Aido | 20:07 | 3-5 | 0-1 | 2-2 | 5 2 7 | 2 2 | 8 | 0 | 1 | 0 | 1 0 | 26 |
| 4 Tyreke Key | 17:44 | 4-10 | 2-5 | 0-0 | 4 3 7 | 2 0 | 10 | 0 | 0 | 1 | 0 0 | 4 |
| 11 Tobe Awaka | 12:21 | 2-3 | 0-0 | 0-0 | 0 0 0 | 0 3 | 4 | 0 | 0 | 0 | 0 0 | 0 |
| 15 Jahmai Mashack | 10:53 | 1-2 | 0-1 | 1-2 | 1 1 2 | 1 2 | 3 | 0 | 0 | 0 | 0 0 | -5 |
| Team | | | | | 0 0 0 | | 0 | 2 | | | | |
| Totals | | 29-65 | 12-32 | 7-8 | 14 20 34 | 17 16 | 77 | 15 | 8 | 4 | 0 4 | 21 |

Technical Fouls: NONE

| LSU - 56 | | | | | | | | | | | | |
|-----------------------|---------|-----------|-----------|-----------|-----------------------|----------------|----|----|----|----|-----------------|-----|
| Record: 12-7 (1-6) | | | | | | | | | | | | |
| NO. Name | Min | FG M-A | 3P M-A | FT M-A | Rebounds OR DR TOT | Fouls PF FD | TP | AS | TO | ST | Blocks BS BA | +/- |
| 12 KJ Williams | F 28:58 | 7-16 | 2-6 | 0-1 | 1 3 4 | 2 3 | 16 | 0 | 1 | 0 | 0 0 | -21 |
| 20 Derek Fountain | F 20:22 | 2-3 | 0-0 | 2-2 | 0 1 3 | 3 3 | 6 | 3 | 0 | 0 | 0 0 | -8 |
| 1 Cam Hayes | G 26:14 | 1-5 | 1-5 | 0-0 | 0 0 3 | 2 3 | 2 | 3 | 0 | 0 | 0 0 | -9 |
| 11 Justice Williams | G 35:06 | 1-3 | 1-1 | 2-2 | 0 2 2 | 0 1 | 5 | 4 | 2 | 1 | 0 0 | -14 |
| 44 Adam Miller | G 28:53 | 1-5 | 0-3 | 1-1 | 0 2 2 | 3 1 | 3 | 0 | 6 | 0 | 0 0 | -15 |
| 0 Trae Hannibal | 24:52 | 5-6 | 0-0 | 0-0 | 0 3 3 | 4 0 | 10 | 0 | 4 | 1 | 0 0 | -18 |
| 13 Jalen Reed | 22:01 | 3-5 | 0-1 | 3-7 | 2 3 5 | 1 4 | 9 | 0 | 3 | 0 | 0 0 | -19 |
| 4 Kendal Coleman | 09:42 | 1-1 | 0-0 | 2-4 | 1 1 2 | 1 3 | 4 | 0 | 0 | 0 | 0 0 | 0 |
| 34 Shawn Phillips Jr. | 03:52 | 0-0 | 0-0 | 0-0 | 0 0 0 | 0 0 | 0 | 0 | 0 | 0 | 0 0 | -1 |
| Team | | | | | 1 4 5 | | 0 | 0 | | | | |
| Totals | | 21-44 | 4-16 | 10-17 | 7 22 29 | 16 17 | 56 | 8 | 19 | 2 | 0 4 | -21 |

Technical Fouls: NONE

| | TEN | LSU | | | |
|------------------|----------------------------|---------------------------|---------------|-----|-----|
| Biggest lead | 27 (2 nd 11:38) | 2 (1 st 19:20) | Points from | TEN | LSU |
| Best Scoring Run | 10 (1 st 1:20) | 6 (2 nd 9:32) | Turnovers | 33 | 7 |
| Lead Changes | 5 | | Paint | 30 | 32 |
| Times Tied | 0 | | Second Chance | 20 | 12 |
| Time with Lead | 36:59 | 02:21 | Fast Breaks | 10 | 1 |
| | | | Bench | 25 | 23 |

| Period by Period Scoring | | | |
|--------------------------|-----|-----|-----|
| | 1st | 2nd | TOT |
| TEN | 39 | 38 | 77 |
| LSU | 22 | 34 | 56 |



Official Basketball Box Score - Final

Auburn at LSU
01/19/23 Maravich Assembly Center, Baton Rouge
2022-23 Men's Basketball

Game Time: 6:00 PM

Game Duration: 1:58

Attendance: 9,967

Officials: Doug Shows, Steven Anderson, Courtney Green

| Auburn - 67 | | | | | | | | | | | | |
|---------------------|---------|-----------|-----------|-----------|-----------------------|----------------|----|----|----|----|-----------------|-----|
| Record: 15-3 (5-1) | | | | | | | | | | | | |
| NO. Name | Min | FG M-A | 3P M-A | FT M-A | Rebounds OR DR TOT | Fouls PF FD | TP | AS | TO | ST | Blocks BS BA | +/- |
| 2 Jaylin Williams | F 32:44 | 6-13 | 1-4 | 1-1 | 3 4 7 | 2 1 | 14 | 2 | 2 | 0 | 3 0 | 14 |
| 4 Jhoni Broome | F 22:41 | 2-5 | 0-0 | 0-2 | 1 5 6 | 3 3 | 4 | 0 | 3 | 2 | 2 0 | 5 |
| 1 Wendell Green Jr. | G 29:12 | 5-14 | 1-6 | 3-3 | 0 4 4 | 0 3 | 14 | 4 | 0 | 2 | 2 0 | 13 |
| 12 Zep Jasper | G 18:05 | 2-4 | 1-2 | 0-0 | 2 0 2 | 0 0 | 5 | 1 | 1 | 0 | 0 0 | 4 |
| 22 Allen Flanigan | G 23:27 | 3-6 | 2-3 | 0-0 | 7 7 14 | 5 0 | 8 | 0 | 1 | 0 | 1 0 | 10 |
| 0 K.D. Johnson | 21:55 | 2-7 | 2-4 | 2-2 | 0 1 1 | 1 1 | 8 | 1 | 0 | 2 | 0 2 | 14 |
| 44 Dylan Cardwell | 17:19 | 2-3 | 0-1 | 0-2 | 3 4 7 | 3 2 | 4 | 2 | 0 | 0 | 2 0 | 13 |
| 21 Yohan Traore | 07:16 | 1-2 | 0-1 | 0-0 | 0 0 0 | 0 0 | 2 | 0 | 1 | 0 | 0 0 | 4 |
| 3 Tre Donaldson | 10:48 | 0-1 | 0-1 | 0-0 | 0 4 4 | 0 2 | 0 | 1 | 0 | 1 | 0 0 | 5 |
| 24 Lior Berman | 16:33 | 3-4 | 1-2 | 1-1 | 1 0 1 | 2 1 | 8 | 0 | 0 | 0 | 0 0 | 8 |
| Team | | | | | 1 1 2 | | 0 | 2 | | | | |
| Totals | | 26-59 | 8-24 | 7-11 | 11 30 41 | 16 13 | 67 | 11 | 10 | 8 | 7 5 | 18 |

| Shooting By Period | | |
|-------------------------|------|-------------|
| 1st | FG% | 12-25 48.0% |
| | 3PT% | 5-11 45.5% |
| | FT% | 3-7 42.9% |
| 2nd | FG% | 14-34 41.2% |
| | 3PT% | 3-13 23.1% |
| | FT% | 4-4 100% |
| GM | FG% | 26-59 44.1% |
| | 3PT% | 8-24 33.3% |
| | FT% | 7-11 63.6% |
| Dead Ball Rebounds: 2 0 | | |

Technical Fouls: NONE

| LSU - 49 | | | | | | | | | | | | | Record: 12-6 (1-5) | | | | | | | | | | | | |
|----------|--------------------|---------|-----------|-----------|-----------|-----------------------|----------------|----|----|----|----|-----------------|--------------------|-------------------------|-------|-------|--|--|--|--|--|--|--|--|--|
| NO. | Name | Min | FG M-A | 3P M-A | FT M-A | Rebounds OR DR TOT | Fouls PF FD | TP | AS | TO | ST | Blocks BS BA | +/- | Shooting By Period | | | | | | | | | | | |
| 12 | KJ Williams | F 35:32 | 7-15 | 2-5 | 0-1 | 3 5 8 | 0 2 | 16 | 0 | 3 | 2 | 2 | -12 | 1st FG% | 7-27 | 25.9% | | | | | | | | | |
| 20 | Derek Fountain | F 25:47 | 1-6 | 0-1 | 0-0 | 4 1 5 | 2 1 | 2 | 0 | 2 | 1 | 1 | -17 | 3PT% | 2-11 | 18.2% | | | | | | | | | |
| 1 | Cam Hayes | G 26:25 | 1-6 | 0-3 | 0-0 | 0 3 3 | 0 0 | 2 | 2 | 0 | 0 | 0 | -13 | FT% | 5-7 | 71.4% | | | | | | | | | |
| 11 | Justice Williams | G 31:33 | 2-7 | 1-1 | 0-0 | 1 5 6 | 3 1 | 7 | 1 | 1 | 0 | 0 | -14 | 2nd FG% | 10-31 | 32.3% | | | | | | | | | |
| 44 | Adam Miller | G 36:34 | 2-11 | 1-8 | 0-0 | 1 2 3 | 3 1 | 5 | 3 | 4 | 1 | 0 | -17 | 3PT% | 2-9 | 22.2% | | | | | | | | | |
| 0 | Trae Hannibal | 23:26 | 3-11 | 0-10 | 1-2 | 1 1 2 | 2 8 | 16 | 1 | 1 | 0 | 0 | -16 | FT% | 6-10 | 60% | | | | | | | | | |
| 4 | Kendal Coleman | 05:40 | 0-0 | 0-0 | 1-2 | 0 1 1 | 1 1 | 1 | 0 | 0 | 0 | 0 | -1 | GM FG% | 17-58 | 29.3% | | | | | | | | | |
| 15 | Tyrell Ward | 03:21 | 0-1 | 0-1 | 0-0 | 0 0 0 | 0 0 | 0 | 0 | 0 | 0 | 0 | -6 | 3PT% | 4-9 | 44.4% | | | | | | | | | |
| 13 | Jalen Reed | 08:46 | 0-1 | 0-0 | 0-2 | 1 4 5 | 1 2 | 0 | 0 | 0 | 1 | 1 | -1 | FT% | 11-17 | 64.7% | | | | | | | | | |
| 34 | Shawn Phillips Jr. | 02:56 | 0-0 | 0-0 | 0-0 | 0 0 0 | 0 0 | 0 | 0 | 0 | 0 | 0 | -3 | Dead Ball Rebounds: 3.0 | | | | | | | | | | | |
| Team | | | | | | 3 2 | 5 | 0 | | | | | | | | | | | | | | | | | |
| Totals | | | 17-58 | 4-20 | 11-17 | 14 24 38 | 13 16 | 49 | 7 | 11 | 5 | 5 | -18 | | | | | | | | | | | | |

Box Scores



Official Basketball Box Score - Final
Texas Tech at LSU
01/28/23 Maravich Assembly Center, Baton Rouge
2022-23 Men's Basketball

Game Time: 1:00 PM
Game Duration: 2:09
Attendance: 9,939

Officials: Doug Shows, Owen Shortt, Brian Dorsey

| Texas Tech - 76 | | | | | | | | | | | | | | Record: 11-10 | | | | | | | | | |
|-----------------------|--------------------|---------|-------|-------|-------|----------|-------|-----|----|----|----|--------|-----|---------------|---|----|----|--|--|--|--|--|--|
| NO. | Name | Min | FG | 3P | FT | Rebounds | Fouls | TP | AS | TO | ST | Blocks | +/- | | | | | | | | | | |
| | | | M/A | M/A | M/A | OR | DR | TOT | PF | FD | | BS | BA | | | | | | | | | | |
| 0 | Kenneth Obanor | F 36:09 | 8-15 | 3-6 | 3-5 | 1 | 3 | 4 | 2 | 3 | 22 | 0 | 1 | 0 | 2 | | | | | | | | |
| 12 | Daniel Batcho | F 32:31 | 2-8 | 0-0 | 4-4 | 4 | 3 | 7 | 1 | 5 | 8 | 2 | 1 | 1 | 2 | | | | | | | | |
| 20 | Jaylon Tyson | G 22:02 | 1-4 | 0-0 | 2-4 | 2 | 5 | 7 | 2 | 2 | 4 | 1 | 2 | 2 | 0 | -5 | | | | | | | |
| 23 | De'Von Harmon | G 34:05 | 5-10 | 2-2 | 2-2 | 1 | 3 | 4 | 2 | 1 | 14 | 8 | 2 | 0 | 0 | 1 | 6 | | | | | | |
| 24 | Kerwin Walton | G 21:33 | 6-7 | 5-6 | 0-0 | 1 | 0 | 1 | 3 | 0 | 17 | 0 | 1 | 0 | 0 | 0 | 0 | | | | | | |
| 1 | Lamar Washington | G 05:55 | 0-1 | 0-1 | 0-0 | 0 | 0 | 0 | 0 | 2 | 0 | 0 | 1 | 1 | 0 | 0 | 2 | | | | | | |
| 4 | Robert Jennings | G 06:21 | 0-1 | 0-0 | 0-0 | 2 | 0 | 2 | 1 | 1 | 0 | 0 | 1 | 1 | 1 | 0 | 3 | | | | | | |
| 5 | KJ Allen | G 06:19 | 0-1 | 0-1 | 1-2 | 0 | 1 | 1 | 1 | 1 | 1 | 1 | 0 | 2 | 0 | 0 | 12 | | | | | | |
| 3 | D'Maurian Williams | G 13:15 | 1-2 | 1-1 | 2-2 | 0 | 0 | 0 | 2 | 1 | 5 | 1 | 0 | 1 | 0 | 0 | 14 | | | | | | |
| 22 | Elijah Fisher | G 21:50 | 2-5 | 0-1 | 1-2 | 3 | 6 | 9 | 1 | 2 | 5 | 0 | 1 | 2 | 1 | 0 | 6 | | | | | | |
| Team | | | | | | 0 | 1 | 0 | | | 0 | | 1 | | | | | | | | | | |
| Totals | | | 25-54 | 11-18 | 15-21 | 15 | 21 | 36 | 17 | 16 | 76 | 14 | 11 | 9 | 5 | 4 | 8 | | | | | | |
| Technical Fouls: NONE | | | | | | | | | | | | | | | | | | | | | | | |

| Shooting By Period | | |
|--------------------------|-------|-------|
| 1st FG% | 13-25 | 52.0% |
| 3PT% | 7-11 | 63.6% |
| FT% | 8-10 | 80% |
| 2nd FG% | 12-29 | 41.4% |
| 3PT% | 4-7 | 57.1% |
| FT% | 7-11 | 63.6% |
| GM FG% | 25-54 | 46.3% |
| 3PT% | 11-18 | 61.1% |
| FT% | 15-21 | 71.4% |
| Dead Ball Rebounds: 3, 1 | | |

| LSU - 68 | | | Record: 12-9 | | | | | | | | | | | | | | |
|-----------------------|------------------|---------|--------------|-------|-----|----------|-------|-----|----|----|----|--------|-----|---|----|----|-----|
| NO. | Name | Min | FG | 3P | FT | Rebounds | Fouls | TP | AS | TO | ST | Blocks | +/- | | | | |
| | | | M/A | M/A | M/A | OR | DR | TOT | | | | BS | BA | | | | |
| 12 | KJ Williams | 51:18 | 5-18 | 2-5 | 2-3 | 4 | 5 | 9 | 3 | 5 | 10 | 1 | 0 | 2 | -1 | | |
| 20 | Derek Fountain | F 22:27 | 3-5 | 0-1 | 4-4 | 3 | 3 | 6 | 0 | 0 | 0 | 1 | 0 | 0 | -2 | | |
| 1 | Cam Hayes | G 25:52 | 4-9 | 1-4 | 0-0 | 0 | 2 | 2 | 0 | 0 | 9 | 1 | 2 | 1 | 0 | -1 | |
| 11 | Justice Williams | G 31:10 | 1-8 | 0-4 | 0-0 | 3 | 2 | 5 | 1 | 1 | 2 | 4 | 2 | 1 | 0 | 1 | 0 |
| 44 | Adam Miller | G 34:11 | 6-12 | 5-10 | 3-4 | 1 | 2 | 3 | 4 | 1 | 20 | 1 | 2 | 2 | 0 | 1 | -4 |
| 0 | Trae Hannibal | 19:57 | 2-3 | 0-0 | 3-4 | 1 | 1 | 2 | 1 | 3 | 7 | 1 | 1 | 1 | 0 | 0 | -13 |
| 3 | Justice Hill | 08:50 | 1-3 | 1-2 | 0-0 | 0 | 0 | 0 | 0 | 0 | 0 | 3 | 1 | 2 | 0 | 0 | 0 |
| 4 | Kendall Coleman | 08:59 | 0-1 | 0-0 | 0-0 | 1 | 0 | 1 | 0 | 0 | 0 | 1 | 0 | 0 | 0 | 0 | -16 |
| 13 | Jalen Reed | 14:39 | 0-0 | 0-0 | 3-4 | 2 | 1 | 3 | 1 | 3 | 3 | 0 | 1 | 0 | 1 | 0 | 3 |
| Team | | | | | | 2 | 1 | 3 | 0 | 0 | 0 | 0 | | | | | |
| Totals | | 22-59 | 9-26 | 15-19 | 17 | 17 | 34 | 16 | 17 | 68 | 10 | 10 | 6 | 4 | 5 | -8 | |
| Technical Fouls: NONE | | | | | | | | | | | | | | | | | |

| | | TTU | LSU |
|------------------|---------------|--------------------------|-------|
| Biggest lead | 11 (1st 9:33) | 5 (2nd 8:59) | |
| Best Scoring Run | 9 (1st 12:40) | 10 (2nd 8:59) | |
| Lead Changes | 12 | | |
| Times Tied | 4 | | |
| Time with Lead | 32:04 | 05:15 | |
| | | Points from Turnovers | Paint |
| | | 18 | 26 |
| | | 2nd Chance | 14 |
| | | Fast Breaks | 13 |
| | | Bench | 11 |
| | | Period by Period Scoring | |
| | | 1st | 2nd |
| | | 41 | 35 |
| | | 76 | |
| | | LSU | 33 |
| | | 35 | 68 |



Official Basketball Box Score - Final
LSU at Missouri
02/01/23 Mizou Arena, Columbia
2022-23 Men's Basketball

Game Time: 8:00 PM
Game Duration: 2:04
Attendance: 12,769

Officials: Don Daly, Steven Anderson, Olands Pools

| LSU - 77 | | Record: 12-10 (1-6) | | | | | | | | | | | | |
|-----------------------|---------|---------------------|-----------|-----------|-----------------------|----------------|----|----|----|----|-----------------|-----|--|--|
| NO. Name | Min | FG M-A | 3P M-A | FT M-A | Rebounds OR DR TOT | Fouls PF FD | TP | AS | TO | ST | Blocks BS BA | +/- | | |
| 12 KJ Williams | F 33:14 | 6-10 | 1-3 | 2-2 | 4 7 11 | 3 2 15 | 1 | 0 | 0 | 2 | 0 | -18 | | |
| 20 Derek Fountain | F 30:47 | 5-12 | 0-1 | 1-3 | 6 5 11 | 3 3 11 | 0 | 0 | 1 | 0 | 0 | -4 | | |
| 1 Cam Hayes | G 20:54 | 4-7 | 2-4 | 0-0 | 0 0 0 | 4 0 10 | 3 | 0 | 0 | 0 | 0 | -3 | | |
| 11 Justice Williams | G 02:15 | 0-0 | 0-0 | 0-0 | 0 0 0 | 0 0 0 | 0 | 0 | 0 | 0 | 0 | -8 | | |
| 44 Adam Miller | G 34:21 | 3-12 | 3-11 | 2-2 | 0 1 1 | 1 1 11 | 1 | 4 | 4 | 0 | 1 | -9 | | |
| 3 Justice Hill | 35:30 | 4-15 | 3-11 | 2-2 | 1 1 2 | 0 2 13 | 4 | 3 | 1 | 0 | 1 | 0 | | |
| 0 Trae Hannibal | 21:18 | 3-5 | 0-0 | 5-6 | 1 2 3 | 1 4 11 | 5 | 3 | 0 | 0 | 1 | -1 | | |
| 13 Jalen Reed | 03:17 | 0-0 | 0-0 | 0-2 | 0 2 2 | 2 2 0 | 0 | 0 | 0 | 0 | 0 | -5 | | |
| 15 Tyrell Ward | 07:51 | 2-5 | 2-3 | 0-0 | 0 0 0 | 4 0 6 | 0 | 1 | 0 | 0 | 1 | -8 | | |
| 34 Shawn Phillips Jr. | 10:33 | 0-0 | 0-0 | 0-0 | 0 2 2 | 0 0 0 | 0 | 1 | 0 | 1 | 0 | 6 | | |
| Team | | | | | 3 | 3 | 6 | 0 | 1 | | | | | |
| Totals | | 27-66 | 11-33 | 12-17 | 15 23 38 | 18 14 77 | 15 | 12 | 7 | 2 | 4 | -10 | | |
| Technical Fouls: NONE | | | | | | | | | | | | | | |

| Shooting By Period | | |
|--------------------------|-------|-------|
| 1st FG% | 12-30 | 40.0% |
| 3PT% | 6-18 | 33.3% |
| FT% | 5-8 | 62.5% |
| 2nd FG% | 15-36 | 41.7% |
| 3PT% | 5-15 | 33.3% |
| FT% | 7-9 | 77.8% |
| GM FG% | 27-66 | 40.9% |
| 3PT% | 11-33 | 33.3% |
| FT% | 12-17 | 70.6% |
| Dead Ball Rebounds: 2, 0 | | |

| Missouri - 87 | | | Record: 17-5 (5-4) | | | | | | | | | | | | |
|---------------|------------------|---------|--------------------|-------|------|-----------|----------|----|----|----|----|--------|-------|----|--|
| NO. | Name | Min | FG | 3P | FT | Rebounds | Fouls | TP | AS | TO | ST | Blocks | +/- | | |
| | | | M-A | M-A | M-A | OR DR TOT | PF FD | | | | | BS BA | BS BA | | |
| 24 | Kobe Brown | F 36:42 | 10-11 | 5-6 | 1-1 | 1 7 8 | 3 4 | 26 | 5 | 2 | 2 | 1 | 0 | 10 | |
| 35 | Noah Carter | F 22:27 | 5-9 | 3-6 | 1-2 | 1 2 3 | 1 2 | 14 | 4 | 2 | 0 | 0 | 0 | 8 | |
| 5 | D'Moi Hodge | G 31:35 | 4-7 | 0-2 | 0-0 | 0 2 2 | 2 0 | 8 | 3 | 1 | 1 | 0 | 0 | -1 | |
| 10 | Nick Honor | G 26:34 | 2-4 | 0-1 | 2-2 | 0 1 1 | 2 4 | 6 | 2 | 0 | 1 | 0 | 0 | 5 | |
| 11 | Isiah Mosley | G 20:59 | 5-12 | 2-4 | 0-0 | 1 1 2 | 0 1 | 12 | 3 | 2 | 0 | 1 | 1 | 14 | |
| 4 | DeAndre Gholston | 18:34 | 4-8 | 3-5 | 3-4 | 0 1 1 | 2 4 | 14 | 1 | 1 | 0 | 0 | 0 | 6 | |
| 23 | Aidan Shaw | 06:47 | 0-0 | 0-0 | 0-0 | 0 1 1 | 2 0 | 0 | 0 | 1 | 0 | 0 | 0 | 0 | |
| 55 | Sean East II | 19:59 | 1-4 | 0-2 | 0-0 | 0 2 2 | 1 1 | 2 | 6 | 1 | 1 | 0 | 0 | 1 | |
| 0 | Mohamed Diarra | 14:04 | 2-4 | 0-1 | 1-3 | 1 9 10 | 1 2 | 5 | 1 | 0 | 0 | 1 | 1 | 2 | |
| 1 | Kaleb Brown | 02:19 | 0-0 | 0-0 | 0-0 | 0 0 0 | 0 0 | 0 | 0 | 0 | 0 | 0 | 0 | 5 | |
| Team | | | | | | 1 1 2 | | 0 | 1 | | | | | | |
| Totals | | | 33-59 | 13-27 | 8-12 | 5 27 32 | 14 18 87 | 26 | 10 | 6 | 4 | 2 | 10 | | |

| | | LSU | Mizzou |
|------------------|---------------|--------------------------|--------|
| Biggest lead | 0 (1st 20:00) | 18 (1st 8:43) | |
| Best Scoring Run | 9 (1st 4:16) | 8 (1st 17:46) | |
| Lead Changes | 0 | | |
| Times Tied | 0 | | |
| Time with Lead | 00:00 | 39:23 | |
| | | Points from Turnovers | Paint |
| | | 14 | 17 |
| | | 2nd Chance | 32 |
| | | Fast Breaks | 12 |
| | | Bench | 30 |
| | | Period by Period Scoring | |
| | | 1st | 2nd |
| | | 35 | 42 |
| | | 77 | |
| | | LSU | 48 |
| | | 39 | 87 |



0
Trae Hannibal
G • 6-2 • 215 • Sr.
Elliott, South Carolina




1
Cam Hayes
G • 6-2 • 185 • Jr.
Greensboro, North Carolina



2
Corneilous Williams
F • 6-9 • 210 • Fr.
Meridian, Mississippi



3
Justice Hill
G • 6-0 • 175 • Sr.
Little Rock, Arkansas



4
Kendal Coleman
C • 6-8 • 230 • Jr.
Shreveport, Louisiana



5
Mwani Wilkinson
F • 6-5 • 205 • Jr..
Las Vegas, Nevada



10
Brandon Egemo
G • 6-1 • 175 • Jr..
Los Angeles, California



11
Justice Williams
G • 6-4 • 175 • So..
Philadelphia, Pennsylvania



12
KJ Williams
F • 6-10 • 250 • 5th yr Sr.
Cleveland, Mississippi



13
Jalen Reed
F • 6-10 • 230 • Fr.
Jackson, Mississippi



15
Tyrell Ward
F • 6-6 • 185 • Fr.
Washington, D. C.



20
Derek Fountain
F • 6-10 • 225 • Jr.
Holly Springs, Mississippi




21
Austin Montgomery
G • 6-4 • 180 • Fr.
New Orleans, Louisiana



25
Adam Benhayoune
F • 6-5 • 225 • So..
Helotes, Texas



30
Parker Edwards
F • 6-2 • 220 • Sr.
Covington, Louisiana



34
Shawn Phillips
G • 7-0 • 245 • Fr.
Dayton, Ohio



44
Adam Miller
G • 6-3 • 190 • So.
Peoria, Illinois



Matt McMahon
Head Coach • 1st Season