

9

vs No. 9 Alabama

February 24, 2023 • 7 p.m. CT • Baton Rouge, La.
Live Stats: LSUsports.net • TV/Video: SEC Network+

#8 LSU (3-5, 3-3 SEC)

DATE OPPONENT RESULT LSU/OPP.SCORER
JANUARY

6	at #3 Utah	L	196.775-197.225
13	at #12 Kentucky*	L	196.575-197.125
16	#1 Oklahoma	L	197.450-197.600
20	#12 Missouri*	W	197.150-196.525
27	at #23 Arkansas*	L	197.250-197.475

FEBRUARY

3	#17 Georgia*	W	197.700-196.925
10	at #5 Auburn*	L	197.500-197.750
17	#2 Florida*	W	198.100-197.975
24	at #9 Alabama*	7 p.m.	

MARCH

3	at Podium Challenge 6 p.m.		
	California		
	George Washington		
	Washington		
10	West Virginia	7:30 p.m.	
18	SEC Champ.	TBA	
	(Duluth, Ga.)		
30	NCAA Regional Second Round		

APRIL

1	NCAA Regional Final		
13	NCAA Semifinals		
15	NCAA Championships		

On Air

TV: SEC Network+

Roger Hoover, Play-By-Play
Kiana Winston, Analyst

Who To Contact

Assistant SID/Gymnastics Contact

Alyssa Leal
Email: aleal3@lsu.edu
Cell: 504-373-7428 • Office: 225-578-7678

Connect to LSU Gymnastics

Official Athletics Website

LSUsports.net/gymnastics

Instagram

@LSUgym

Twitter

@LSUgym

Facebook

@LSUgym

TikTok

@lsugymtigers

Breakdown

LSU

Record 3-5, 3-3 SEC
Ranking No. 8 Road to Nationals Top 25
Last Meet February 17, 2023 vs Florida
W, 198.100-197.975
Head Coach Jay Clark
LSU Record 29-23/3rd Season
Career Record 79-51-2

Record 6-3, 4-2 SEC
Ranking No. 9 Road to Nationals Top 25
Last Meet February 17, 2023 at Georgia
W, 197.525-197.325
Head Coach Ashley Johnston
Alabama Record 6-3-0/1st season

Matchup

LSU

Overall Team NQS (Ranking) 197.335 (8)
Team Vault NQS (Ranking) 49.415 (3)
Team Bars NQS (Ranking) 49.385 (6)
Team Beam NQS (Ranking) 49.230 (11)
Team Floor NQS (Ranking) 49.430 (5)
Overall Team High 198.100
Team Vault High 49.500
Team Bars High 49.500
Team Beam High 49.550
Team Floor High 49.675

Alabama

Overall Team NQS (Ranking) 197.250 (9)
Team Vault NQS (Ranking) 49.240 (12)
Team Bars NQS (Ranking) 49.340 (9)
Team Beam NQS (Ranking) 49.290 (8)
Team Floor NQS (Ranking) 49.410 (6)
Overall Team High 197.750
Team Vault High 49.525
Team Bars High 49.625
Team Beam High 49.650
Team Floor High 49.700

Next Up

It's A Top-10 Rivalry Matchup In Tuscaloosa On Friday Night

No. 8 LSU Gymnastics travels to Tuscaloosa to face No. 9 Alabama on Friday, February 24, for a top-10 rivalry showdown in Coleman Coliseum. The meet will be streamed on SEC Network Plus with Roger Hoover on the play-by-play and Kiana Winston as the analyst. The dual between the Tigers and the Tide will lead off at 7:01 p.m. CT. The last time the two teams met in 2022, when No. 5 LSU defeated No. 8 Alabama inside the PMAC with a score of 198.050-197.600. LSU is 5-26-0 on the road and will look for its first victory over Alabama in Coleman Coliseum since 2019.

Storylines

- LSU owns an overall series record of 30-101-2 against Alabama and are 5-26-0 on the road. The Tigers hold a 20-61-2 record against the Tide during the regular season.

- The Tigers began the 2023 season ranked No. 6 in the preseason poll, marking the eleventh straight season the team was ranked in the top-10. The preseason ranking also marks the 26th consecutive season that the Tigers were placed in the top-25.

- LSU has remained ranked in the top-10 for seven consecutive weeks. The Tigers

remain at eight in the week seven rankings.

- LSU earned the highest road opener score in program history with a score of 196.775 in the squad's season opener against No. 3 Utah. The last time the Tigers opened on the road was in 2012.

- In the squad's three home meets thus far, the program has welcomed three record crowds inside the PMAC, including the arena's 11th largest crowd of 12,099 fans against Georgia. A total of 36,130 fans have shown out for the Tigers in 2023.

- The Tigers recorded a season high score of 198.100 over Florida on February 17 to record the ninth highest overall score in program history.

- LSU's highest road score came at Auburn with a score of 197.500.

- Junior Haleigh Bryant has the potential to win her seventh all-around title on Friday night to tie her at No. 8 all-time single season best in program history.

- Sophomore Aleah Finnegan has recorded three perfect 10's in three consecutive weeks for the Tigers.



JAY CLARK

HEAD COACH • 3rd Season

Jay Clark, a 30-year veteran of college gymnastics and one of the best recruiters in the sport, is in his third season as the head coach of the LSU gymnastics program.

Clark was tabbed as the third head coach in program history in August 2021 following the retirement of D-D Breau. Clark is in his tenth season overall at LSU following his hiring as the Tigers' associate head coach in 2012.

Clark is regarded as one of the best recruiters in the sport and the top bars coach in collegiate gymnastics history. The Tigers' associate head coach for eight seasons and co-head coach for one, Clark's leadership and expertise has helped bring unprecedented success on the recruiting trail and in the gym.

During the time since Clark's arrival, LSU has earned the best performances in school history as the NCAA Runner-Up in 2016, 2017 and 2019, appearances in the NCAA Championship Finals in six of seven seasons, numerous school records, produced seven NCAA individual national champions, and five SEC meet and regular season championships.

His work with the Fighting Tigers of LSU has not gone unnoticed. Clark has been named the Central Region Co-Assistant Coach of the Year along with fellow LSU assistant Bob Moore five times.

Clark also earned the 2014 and 2017 National Co-Assistant Coach of the Year award with Moore. It marked the third time in his distinguished coaching career he has garnered the nation's top award. He was inducted into the USA Gymnastics Region 8 Hall of Fame in 2018. Because of his recruiting success, ESPN and ESPN the Magazine selected Clark as the ninth-best recruiter in all of collegiate athletics in 2011.

In the gym, Clark is viewed as the top bars coach in collegiate gymnastics history. Clark has coached the Tigers to 30 All-America honors on bars, four of the five highest bars team scores in school history and the top two bars title winners in LSU history. In his illustrious career, Clark has coached nine NCAA bars champions and two during his time in Baton Rouge.

Clark tutored Sarah Finnegan, who ended her career in April 2019 as one of the greatest gymnasts in LSU history. Finnegan became the first NCAA bars champion in school history in 2017 and earned the title once again in 2019. Finnegan and Lexie Priessman won SEC bars champions in 2019 and 2017 respectively, scored perfect scores in 2019 and led the squad that finished fourth in the nation.

The 2018 season on bars under Clark marked the best lineup in LSU history and one of the best in the history of the NCAA. The group posted a school record score of 49.725 and once again went on to break the record against Arizona with a 49.750 for the second-highest in all of NCAA Gymnastics since 1988.

The lineup, anchored by Finnegan, led the nation on bars for the first time in school history. Finnegan became the first gymnast in school history to finish the season ranked No. 1 on the event and joined Sharene Mamby (2001) and Syreeta Barnett (1997) as the only gymnasts at LSU to score a perfect 10.0 on the event.

In 2017, Clark coached Finnegan to the first NCAA Uneven Bars Championship in school history. Clark set the record for the most individual national champions on the event in NCAA gymnastics history.

Clark's bars squad finished ranked third in the nation for a fourth-consecutive Top-5 finish in 2017. The team's average score of 49.367 broke the previous record set in 2015. Finnegan and Priessman combined for three All-America honors. Priessman also took home the program's first SEC Uneven Bars championship in more than 20 seasons at the league meet.

LSU earned another Top-5 national ranking

on bars in 2016 with an average score of 49.252. Finnegan, Priessman and Myia Hambrick combined to tally four All-America honors during the historic season.

The Tigers posted a Top-5 national ranking on bars in 2015, and the team totaled the second-highest bars total in school history with a 49.600 against Iowa. The Tigers also accumulated the second-best season average on bars in school history with a 49.288 average.

As a team LSU produced four All-America honors on bars in 2015 with three gymnasts (Rheagan Courville, Randii Wyrick and Shae Zamardi) earning First-Team All-America honors at the NCAA Championships. It marked the first time in program history that three gymnasts secured First-Team All-America honors on bars in one season.

Under Clark's direction, LSU shattered the school record with a 49.330 average on bars and finished the 2014 season ranked No. 5 nationally in the event. In addition, the Tigers tallied three of the top-10 bars scores in school history, including a 49.600 that ranks as the second best, and LSU produced three All-America honors on bars.

Clark coached Courville to a First-Team All-America honor at the 2014 NCAA Championships, and Courville went on to finish fifth in the event at the NCAA Individual Finals.

LSU reached the Super Six in the 2013 season, and under Clark's guidance the Tigers finished the season with a 49.260 regional qualifying score on bars, the highest final RQS in that event since the 2009 season.

Clark coached Morrison and Wyrick to First-Team All-America honors on bars in his first season with the Tigers, and it marked the first season LSU produced at least two All-Americans on bars since 2010.

Before Clark joined LSU after he spent 20 seasons at the University of Georgia where he helped guide the Gym Dogs to seven NCAA National Titles and 14 Southeastern Conference Championships.

Clark primarily coached bars at Georgia, and he coached the Gym Dogs to 64 All-America honors and seven NCAA individual national titles on bars, including two-time champions Courtney Kupets and Kat Ding.

From 2009-12, Clark served as the head coach at Georgia, and during that time the Gym Dogs captured three NCAA individual national championships, won the 2012 NCAA Auburn Regional, and produced 23 All-America honors. In 2012, his Georgia team won the Bulldog Cup, which recognizes the UGA team that excels academically, supports their peers in athletics and consistently serves the community.

Prior to his stint as head coach, Clark was the recruiting coordinator at Georgia from 1999-2009 while serving as assistant coach from 1999-2004 and associate head coach from 2005-09 when Georgia won an NCAA record five-straight national titles.

Clark also coached at the club level for 13 years from 1992-2005 as the founder, owner and head coach of Classic City Gymnastics in Athens, Georgia. He coached several Classic City gymnasts to state, regional, national championships and to the Junior Olympic National Team, and eight gymnasts went on to compete collegiately at the NCAA Division I level.

A native of Roswell, Georgia, Clark earned his undergraduate degree in exercise science from Georgia.

Clark is married to the former Julie Ballard, an All-American Georgia gymnast from 1994-98 and a native of Mandeville, Louisiana. The couple has two children – a son, Cole, and a daughter, Kinsey.

COLLEGE COACHING

- 2021-present – Head Coach, LSU
- 2019-20 – Co-Head Coach, LSU
- 2012-2019 – Associate Head Coach, LSU
- 2009-2012 – Head Coach, Georgia
- 2005-2009 – Associate Head Coach/Recruiting Coordinator, Georgia
- 1998-2004 – Assistant Coach/Recruiting Coordinator, Georgia
- 1990-1996 – Assistant Coach, Georgia


JAY CLARK'S HONORS


- Named the Ninth-Best Recruiter in College Athletics by ESPN The Magazine (2011)
- USA Gymnastics Region 8 Hall of Fame
- 2018 Region Co-Assistant Coach of the Year
- 2017 National Co-Assistant Coach of the Year
- 2017 National Region Co-Assistant Coach of the Year
- 2016 National Co-Assistant Coach of the Year
- 2016 Central Region Co-Assistant Coach of the Year
- 2015 Central Region Co-Assistant Coach of the Year
- 2014 National Co-Assistant Coach of the Year
- 2014 Central Region Co-Assistant Coach of the Year
- 2013 Central Region Co-Assistant Coach of the Year
- 2006 National Assistant Coach of the Year
- 2006 Southeast Region Assistant Coach of the Year
- 2001 USAG State of Georgia Coach of the Year


ELENA ARENAS

AA • 5-1 • Jr. • 2L
Athena, Ga.

SIERRA BALLARD

BB/FX • 5-2 • Jr. • 2L
Mandeville, La.

ANNIE BEARD


AA • 5-5 • Fr. • HS
Alexandria, La.

CHASE BROCK

VT/UB/FX • 5-4 • Jr. • 2L
Atlanta, Ga.

HALEIGH BRYANT

AA • 5-5 • Jr. • 2L
Cornelius, N.C.

ASHLEY COWAN


AA • 5-3 • Fr. • HS
Hillsborough, N.C.

OLIVIA DUNNE

VT/BB/FX • 5-6 • Jr. • 2L
Hillsdale, N.J.

ALEAH FINNEGAN


AA • 5-4 • So. • 1L
Lee's Summit, Mo.

CAMMY HALL

VT/FX • 5-3 • Gr. • TR
Gainesville, Va.

ALEXIS JEFFREY

AA • 5-5 • So. • 1L
Warrensburg, Mo.

KIYA JOHNSON

AA • 5-2 • Sr. • 3L
Dallas, Texas

KJ JOHNSON

AA • 5-0 • So. • 1L
Dallas, Texas

LEXI NIBBS

VT • 5-3 • Sr. • 3L
Houston, Texas

MADDIE RAU

VT • 5-0 • Sr. • 3L
Houston, Texas

KAI RIVERS

AA • 5-3 • Sr. • 3L
Detroit, Mich.

KAMRYN RYAN

VT/UB/BB • 5-2 • Sr. • 3L
Luling, La.

**ALYONA SHCHEN-
NIKOVA**

AA • 5-5 • Sr. • 3L
Evergreen, Colo.

TORI TATUM

AA • 5-6 • So. • 1L
Chanhassen, Minn.

BRYCE WILSON

AA • 5-3 • Fr. • HS
Pearland, Texas

Name	Events	Ht.	Cl.	Hometown/Club
Elena Arenas	AA	5-1	Jr.	Athens, Ga./Georgia Elite Gymnastics
Sierra Ballard	BB/FX	5-2	Jr.	Mandeville, La./North Shore Gymnastics
Annie Beard	AA	5-5	Fr.	Alexandria, La./Texas Dreams
Chase Brock	VT/UB/FX	5-4	Jr.	Atlanta, Ga./Gymnastix Training Center
Haleigh Bryant	AA	5-5	Jr.	Cornelius, N.C./Everest Gymnastics
Ashley Cowan	AA	5-3	Fr.	Hillsborough, N.C./Bull City Gymnastics
Olivia Dunne	VT/BB/FX	5-6	Jr.	Hillsdale, N.J./ENA Paramus
Aleah Finnegan	AA	5-4	So.	Lee's Summit, Mo./GAGE Gymnastics
Cammy Hall	VT/FX	5-3	Gr.	Gainesville, Va./Capital Gymnastics
Alexis Jeffrey	AA	5-5	So.	Warrensburg, Mo./GAGE Gymnastics
Kiya Johnson	AA	5-2	Sr.	Dallas, Texas /Texas Dreams
KJ Johnson	AA	5-0	So.	Dallas, Texas /Texas Dreams
Lexie Nibbs	VT	5-3	Sr.	Houston, Texas /Stars Gymnastics
Maddie Rau	VT	5-0	Sr.	Houston, Texas / Ogburn School / Stars Gymnastics
Kai Rivers	AA	5-3	Sr.	Detroit, Mich. /Twin City
Kamryn Ryan	VT/UB/BB	5-2	Sr.	Luling, La. / Elmwood Gymnastics
Alyona Shchennikova	AA	5-5	Sr.	Evergreen, Colo. /5280 Gymnastics
Tori Tatum	AA	5-6	So.	Chanhassen, Minn./Twin City Twisters
Bryce Wilson	AA	5-3	Fr.	Pearland, Texas/Pearland Elite

2023 LSU Gymnastics - Week 8 vs. Alabama

NOTEBOOK

Last Time On The Floor

- No. 8 LSU defeated No. 2 Florida, 198.100-197.975, in a top-10 SEC matchup inside the PMAC on Friday, February 17. It was a season high score for the Tigers and the ninth highest overall score in program history.
- The Gators were previously undefeated before falling to the Tigers at home. It was the first time LSU defeated Florida since 2018.
- Aleah Finnegan recorded her third straight perfect 10 in three consecutive meets. Her first perfect 10 on beam came against the Gators to boost the Tigers to victory. It was her third career perfect score with one on floor, one on vault and one on beam.
- KJ Johnson took the co-floor title with her 9.950 routine to match her career high. The sophomore also recorded a career high in only her fourth appearance on beam with a 9.875.
- Elena Arenas had a career night on Friday. The junior made her first appearance in the all-around, scoring a 39.425. She also recorded a season high on vault with her 9.875 and set a new career high on bars with her 9.900. She earned a 9.825 on beam and floor to complete the night.
- Haleigh Bryant took home the win on vault with her 9.975 performance, moving her total to 18 titles this season and her sixth on vault.
- Alyona Shchennikova matched her career high on floor with her 9.925 performance.

Tiger Nation Shows Out

- In the squad's home opener against top-ranked Oklahoma, LSU recorded a record crowd for a home opener with 12,065 fans. The attendance also marked the arena's 13th largest crowd.
- An electric crowd of 11,966 fans showed out for the Tigers on Friday, January 20, as LSU took down No. 12 Missouri.
- Against No. 17 Georgia, 12,099 fans showed out to watch the Tigers defeat the Bulldogs and recorded the 11th largest crowd inside the arena.
- 11,887 fans showed out to watch the Tigers take down No. 2 Florida last Friday.
- A total of 48,017 fans have shown out for all three of LSU's home meets thus far in 2023 and all rank in the top-20 attendance records inside the PMAC.

Perfect Scores In 2023

- Bryant earned the perfect 10 in 2023 for the Tigers on her vault against Missouri. It was her sixth career perfect score; all of them being on vault.
- Finnegan recorded her first career perfect scores in 2023 and now owns three in three consecutive weeks. Her first perfect 10 came on floor at home against Georgia, followed by a 10 on vault at Auburn and most recently on beam against the Gators. She will look to be the first gymnast in LSU history to earn a perfect score on every event.

Conference Honors

- Bryant earned the first conference award for the Tigers this season as she was named SEC co-gymnast of the week on January 24, 2023, after her performance against Missouri where she earned a perfect 10 on vault.
- KJ Johnson earned SEC Specialist of the Week on February 7 for her performance against Georgia, where she earned a 9.875 on vault and matched her career high on floor with a 9.950.

198.000 Plus

- LSU hit its first 198.000 mark this season against the Gators to record the program's ninth highest score.
- The Tigers are only one of six teams to record a 198 or higher this season. Others include Oklahoma, Florida, Michigan, Utah and Alabama.

The Squad

- The 2023 squad is comprised of one grad transfer, six seniors, five juniors, three sophomores and three freshmen. The senior class of Kiya Johnson, Alyona Shchennikova, Kai Rivers, Lexi Nibbs, Kamryn Ryan

and Maddie Rau provide a wealth of experience and routines for the Tigers in their fourth year.

- Graduate transfer Cammy Hall transferred to LSU for her fifth-year season from Utah. She is out for the season due to an Achilles injury, but still plays an important role on the team with her leadership.

- Senior Kiya Johnson suffered an achilles injury in the Tigers meet at Kentucky and is also out for the season. Johnson continues to play a crucial role on the squad using her voice as a leader in and outside of the gym.
- Shchennikova competed in the all-around for the first time this season against Missouri. The senior matched her season high score of 39.525 against Auburn.
- Rivers brings an experienced routine to the beam lineup after making her return in 2022 after an injury. She owns a season high of 9.900 on beam.
- Nibbs is available in 2023 after an injury and has been working on her vault routine.
- Juniors Haleigh Bryant, Elena Arenas, Sierra Ballard and Chase Brock have stepped up and shown consistency in the lineups.
- Bryant has won the all-around in six of the Tigers meets thus far, adding to her career total of 48 titles. She recorded a new career high all-around score of 39.775 against Florida and owns season highs of 9.900+ on all four events, including a perfect score on vault.
- Arenas owns a season high score of 9.875 on vault and a 9.900 on bars. She also recorded a career high of 9.925 on beam at Kentucky.
- Ballard brings the energy in the floor lineup as leadoff and recently made her way into the beam lineup, where she continues to show consistency. Brock scored a season high on floor against Arkansas with her 9.950 and earned a career high 9.950 on vault against Georgia.
- The Tigers sophomore class is making their names known. Aleah Finnegan, Alexis Jeffrey, KJ Johnson and Tori Tatum are all making impacts in the lineups.
- Finnegan competed in the all-around for the first time in Salt Lake City and now owns a career high of 39.800 after her performance at Auburn. The sophomore owns career highs of perfect 10's on floor, vault and beam and a career high 9.925 on bars.
- Jeffrey recorded a career high of 9.925 in the leadoff on bars against Missouri.
- Johnson has earned season high's of 9.875 on beam, 9.950 on vault and 9.950 on floor.
- Tatum made her collegiate debut against Oklahoma and recorded a career high 9.900 against Missouri. She matched that against Georgia and Florida.
- Freshman Ashley Cowan made her collegiate debut at Auburn where she scored a 9.775 on bars while Wilson made her debut on beam against Utah, also scoring a 9.775. The two both have the ability to make appearances in the Tigers remaining meets.

Bryant, Finnegan Two Of Nation's Top Gymnasts

- Bryant, a native of Cornelius, N.C., is arguably one of the top gymnasts in the country and continues to make her mark as she has stepped up for the Tigers this season. Bryant won the SEC vault champion and the NCAA vault title in 2021 with her electric vault, a front handspring-front pike half.
- She is currently ranked in the top-10 on two events as well as the all-around; second on vault, ninth on beam and fourth in the all-around.
- The junior has tallied 18 titles already this season; six on all-around, six on vault, three on beam, two on bars and one on floor. She currently owns 48 titles in her career.
- Etching herself in LSU program records, Bryant currently sits tied at No. 7 career all-around titles with 14 and is tied at No. 9 all-time vault titles with her total of 20. CHECK THIS
- Finnegan, a native of Lee's Summit, Missouri, currently ranks fifth on beam, eighth on floor and seven in the all-around.
- She owns 12 titles this season; five on beam, four on floor, one on vault and two all-around.

The Coaching Staff

- Jay Clark, who served on staff for eight seasons on staff, was named the third head coach of the Fighting Tigers in 2021. Clark owns 30 years of NCAA Gymnastics experience and is one of the most respected coaches in the country.
- Assistant coach Ashleigh Gnat is a 17-time All-American, four-time SEC event champion and 2017 NCAA Floor Champion. Gnat is in her third season as assistant coach with the Tigers after being named to the coaching staff in August 2021 after Clark's promotion to head coach. She brings a wealth of experience as beam coach as she is one of the best gymnasts in school history.
- Following the retirement of longtime assistant coach Bob Moore and the transition of Ashleigh Clare-Kearney Thigpen to an administrative role as Associate AD of Diversity Equity and Inclusion, Clark hired Garrett Griffeth and Courtney McCool Griffeth to serve as assistant coaches. The Griffeths come to Baton Rouge after serving as assistant coaches for two seasons at the University of Utah. In that time, the Utes went 21-1 during the regular season, won the 2021 Pac-12 Championship and finished third nationally after advancing to the NCAA Championship Final. Prior to their time in Salt Lake City, Garrett served as the associate head coach and Courtney the volunteer coach and choreographer for two seasons at Arkansas. They spent four seasons at Texas Woman's University from 2014-17 and prior to that coached at Cincinnati Gymnastics Academy in 2013.

2023 LSU Gymnastics - Week 8 vs. Alabama

LSU GYMNASTICS PROGRAM

Quick Facts

Location	Baton Rouge, La. (State Capital)
Founded	1860
Enrollment	31,761
Nickname	Fighting Tigers
Colors	Purple and Gold
Mascot	Mike VII (Live Bengal Tiger)

University Administration

President	William Tate IV (Norther Illinois, 1982)
Faculty Representative	Dr. Lori Martin (Fordham, 1996)
Director of Athletics	Scott Woodward (LSU, 1985)

Coaching Staff

Head Coach	Jay Clark 3rd as Head Coach/ 79-51-2
------------	---

Assistant Coaches

Ashleigh Gnat	3rd Season
Garrett Griffith	2nd Season
Courtney McCool Griffith	2nd Season

Support Staff

Director of Operations	Katie Copeland
Athletic Trainer	Jenny Chichloski
Strength and Conditioning	Katie Guillory
Communications	Alyssa Leal
Designer	Stephanie Lyles
Video	Giovanni Lamonte
Managers	Sami Durante, Bri Jaso, Caitlin Smith, McKenzie Darbonne

Program History

First Year of Gymnastics	1975
NCAA Championships Appearances	31
NCAA Finals Appearances	8
Regional Championships	19
Individual National Champions	11 (16 titles)
All-Americans	286
Scholastic All-Americans	183
Perfect Scores	76

Competition Arena

Pete Maravich Assembly Center	
Capacity	13,215
Record Crowd:	13,729 (1/19/18 vs. Alabama)
Record	302-62-5

THE LAST TIME LSU...

Won a Home Meet...

2/17/23 vs. No. 2 Florida (198.100-197.975)

Won a Road Meet...

1/28/21 at Georgia (196.850-196.100)

Won a Neutral Site Meet...

2/25/22 at TWU (1st of 4, 197.625)

Lost a Home Meet...

1/16/23 vs. No. 1 Oklahoma (L, 197.450-197.600)

Lost a Road Meet...

2/10/23 at No. 5 Auburn (L, 197.500-197.750)

Lost a Neutral Site Meet...

3/31/22 at NCAA Regional Second Round (3rd of 4, 196.575)

Scored a 197 or Higher at Home...

2/17/23 vs. No. 2 Florida (198.100)

Scored a 197 or Higher on the Road/Neutral Site...

2/10/23 at No. 5 Auburn (197.500)

Scored a 198 or Higher...

2/17/23 vs. No. 2 Florida (198.100)

Won the All-Around at Home...

2/3/23 vs. No. 17 Georgia - Haleigh Bryant (39.700)

Won the All-Around on the Road/Neutral Site...

2/10/23 at No. 5 Auburn - Aleah Finnegan (39.800)

Scored a Perfect 10.00...

2/17/23 vs. No. 2 Florida - Aleah Finnegan, Beam

Scored a Perfect 10.00 at Home...

2/17/23 vs. No. 2 Florida - Aleah Finnegan, Beam

Scored a Perfect 10.00 on the Road/Neutral Site...

2/10/23 at No. 5 Auburn - Aleah Finnegan, Vault

NATIONAL RANKINGS

ROAD TO NATIONALS TOP 25 - WEEK SEVEN (2/20/23)

RANK	TEAM	AVG.
1	Oklahoma	198.079
2	Florida	197.857
3	Michigan	197.792
4	Utah	197.679
5	UCLA	197.504
6	California	197.411
7	Auburn	197.318
8	LSU	197.313
9	Alabama	197.243
10	Denver	197.221
12	Kentucky	197.196
11	Oregon State	196.969
13	Ohio State	196.818
15	Missouri	196.771
19	Michigan State	196.713
14	Georgia	196.616
18	Minnesota	196.579
17	Arkansas	196.546
16	Southern Utah	196.516
20	Iowa	196.486
22	Arizona State	196.450
21	Maryland	196.325
24	Stanford	196.314
23	Illinois	196.279
26	Washington	196.079
25	North Carolina State	196.044

LSU IN THE RANKINGS

WEEK	TEAM	VT	UB	BB	FX
01/9/23	10	7	21	12	6
01/16/23	13	7	10	18	23
01/23/23	8	5	7	18	16
1/30/23	9	4	6	17	16
02/6/23	9	4	8	17	12
02/13/23	8	3	9	14	11
02/20/23	8	3	6	11	5
02/27/23	-	-	-	-	-
03/6/23	-	-	-	-	-
03/13/23	-	-	-	-	-
03/22/23	-	-	-	-	-
3/27/23	-	-	-	-	-
4/3/23	-	-	-	-	-

INDIVIDUAL (TOP 25)	AA	VT	UB	BB	FX
Elena Arenas	--	--	--	--	--
Sierra Ballard	--	--	--	--	--
Annie Beard	--	--	--	--	--
Chase Brock	--	--	--	--	--
Haleigh Bryant	4	2	15	9	--
Ashley Cowan	--	--	--	--	--
Olivia Dunne	--	--	--	--	--
Aleah Finnegan	7	--	--	5	8
Cammy Hall	--	--	--	--	--
Alexis Jeffrey	--	--	--	--	--
Kiya Johnson	--	--	--	--	--
KJ Johnson	--	--	--	--	--
Lexi Nibbs	--	--	--	--	--
Maddie Rau	--	--	--	--	--
Kai Rivers	--	--	--	--	--
Kamryn Ryan	--	--	--	--	--
Alyona Shchennikova	--	--	--	--	--
Tori Tatum	--	--	--	--	--
Bryce Wilson	--	--	--	--	--

2023 LSU Gymnastics - Week 8 vs. Alabama

POSSIBLE LINEUPS

Vault	Season High	Beam	Season High	All-Around	Season High
Elena Arenas	9.875	Elena Arenas	9.925	Haleigh Bryant	39.775
Alyona Shchennikova	9.925	Alexis Jeffrey	--	Aleah Finnegan	39.800
Chase Brock	9.950	Sierra Ballard	9.825	Alyona Shchennikova	39.525
Aleah Finnegan	10.000	Kai Rivers	9.900	Elena Arenas	39.425
Bryce Wilson	--	Haleigh Bryant	9.950		
Haleigh Bryant	10.000	Aleah Finnegan	10.000		
Bars	Season High	Floor	Season High		
Alexis Jeffrey	9.925	Sierra Ballard	9.900		
Olivia Dunne	--	Alexis Jeffrey	--		
Tori Tatum	9.900	Chase Brock	9.825		
Aleah Finnegan	9.925	KJ Johnson	9.950		
Alyona Shchennikova	9.875	Haleigh Bryant	9.950		
Haleigh Bryant	9.950	Aleah Finnegan	10.000		

GYMNAST SEASON AND CAREER HIGHS

NAME	SEASON HIGHS					CAREER HIGHS				
	VAULT	BARS	BEAM	FLOOR	ALL-AROUND	VAULT	BARS	BEAM	FLOOR	ALL-AROUND
Elena Arenas	9.875	9.875	9.925	9.825	39.425	9.950	9.875	9.925	9.875	39.425
Sierra Ballard	--	--	9.825	9.900	--	--	--	9.825	9.925	--
Annie Beard	--	--	--	--	--	--	--	--	--	--
Chase Brock	9.950	--	--	9.825	--	9.950	9.875	--	9.825	--
Haleigh Bryant	10.000	9.950	9.950	9.950	39.775	10.000	9.950	9.950	9.975	39.775
Ashley Cowan	--	9.775	--	--	--	--	9.775	--	--	--
Olivia Dunne	--	--	--	--	--	--	9.925	--	9.900	--
Aleah Finnegan	10.000	9.925	10.000	10.000	39.800	10.000	9.925	10.000	10.000	39.800
Cammy Hall	--	--	--	--	--	--	--	--	--	--
Alexis Jeffrey	--	9.925	--	--	--	--	9.925	--	--	--
Kiya Johnson	9.875	9.900	9.850	9.900	39.400	10.000	9.950	10.000	10.000	39.750
KJ Johnson	9.950	--	9.875	9.950	--	9.950	--	9.875	9.950	--
Lexi Nibbs	--	--	--	--	--	9.775	--	--	--	--
Maddie Rau	--	--	--	--	--	9.850	--	--	--	--
Kai Rivers	--	--	9.900	--	--	9.900	9.900	9.950	--	--
Alyona Shchennikova	9.925	9.875	9.850	9.925	39.525	9.950	9.950	9.925	9.925	39.525
Tori Tatum	--	9.900	--	--	--	--	9.900	--	--	--
Bryce Wilson	--	--	9.775	--	--	--	--	9.775	--	--

2023 INDIVIDUAL TITLES

Jan. 6 at #3 Utah VAULT Haleigh Bryant - 9.900 FLOOR Aleah Finnegan - 9.950 ALL-AROUND Haleigh Bryant - 39.450 Aleah Finnegan - 39.450	FLOOR Aleah Finnegan - 9.950 ALL-AROUND Haleigh Bryant - 39.675 Jan. 20 vs #12 Missouri VAULT Haleigh Bryant - 10.000 BEAM Aleah Finnegan - 9.950 FLOOR Haleigh Bryant - 9.950 ALL-AROUND Haleigh Bryant - 39.750	ALL-AROUND Haleigh Bryant - 39.575 Feb. 3 vs #17 Georgia VAULT Haleigh Bryant - 9.975 BARS Haleigh Bryant - 9.900 Alexis Jeffrey - 9.900 BEAM Haleigh Bryant - 9.900 Aleah Finnegan - 9.900 FLOOR Aleah Finnegan - 10.000 ALL-AROUND Haleigh Bryant - 39.700	FLOOR Aleah Finnegan - 9.975 ALL-AROUND Aleah Finnegan - 39.800 Feb. 17 vs #2 Florida VAULT Haleigh Bryant - 9.975 BEAM Aleah Finnegan - 10.000 FLOOR KJ Johnson - 9.950
Jan. 13 at #12 Kentucky BARS Haleigh Bryant - 9.950 BEAM Haleigh Bryant - 9.950 ALL-AROUND Haleigh Bryant - 39.575	Jan. 27 at #23 Arkansas VAULT Haleigh Bryant - 9.950 KJ Johnson - 9.950 BEAM Aleah Finnegan - 9.925	Feb. 10 vs #5 Auburn VAULT Aleah Finnegan - 10.000 BEAM Aleah Finnegan - 9.950	
Jan. 16 vs #1 Oklahoma VAULT Haleigh Bryant - 9.925 BEAM Haleigh Bryant - 9.950			

ROUTINE BREAKDOWNS

VAULT - GARRETT GRIFFETH

PROBABLE	ELENA ARENAS	ALYONA SHCHENNIKOVA	CHASE BROCK	ALEAH FINNEGAN	BRYCE WILSON	HALEIGH BRYANT
	Yurchenko Full	Yurchenko 1.5 (Yurchenko Full)	Yurchenko Full	Omelianchik	Yurchenko Full	Front Handspring- Front Pike Half
ALT.	ALEXIS JEFFREY					

BARS -JAY CLARK

PROBABLE	ALEXIS JEFFREY	OLIVIA DUNNE	TORI TATUM	ALEAH FINNEGAN	ALYONA SHCHENNIKOVA	HALEIGH BRYANT
	Maloney immediate pak, 1/2 pirouette, half in-half out		Ray immediate pak salto, 1/2 pirouette, half in-half out	Toe-handstand, delchev, ball handstand, double arabian	Ray immediate pak salto, 1/2 pirouette, double layout	Blind change, jaegar, bail handstand, blind change, double front half out
ALT.	ASHLEY COWAN	ELENA ARENAS				
	Ray immediate bail to double layout	Tkatchev immediate pak salto, 1/2 pirouette, double layout dismount				

BEAM - ASHLEIGH GNAT

PROBABLE	ELENA ARENAS	ALEXIS JEFFREY	KAI RIVERS	SIERRA BALLARD	HALEIGH BRYANT	ALEAH FINNEGAN
	Switch Leap + Split Jump, Backhandspring + Back Layout, Front Toss, Full Turn, Switch leap Half, Round off + One and a half Dismount		Backhandspring + Back Layout, Full Turn, Switch Leap Half, Switch Leap + Straddle Quarter, Round off + Double full dismount	Backhandspring + Back Layout, Full turn, Sissone + Switch Leap ½, Front toss, Round off + One and a half dismount	Front Aerial + Backhandspring, Switch leap + Straddle Quarter, Full turn, Standing Front Tuck, Split Jump, Rudi Dismount	Backhandspring + Back Layout + Back Layout, Switch Leap + Split Jump, Front Aerial, Full turn, Gainer Full Dismount
ALT.	BRYCE WILSON					

FLOOR - COURTNEY MCCOOL GRIFFETH

PROBABLE	SIERRA BALLARD	ALEXIS JEFFREY	CHASE BROCK	ELENA ARENAS	ALEAH FINNEGAN	HALEIGH BRYANT
	Double layout, 1.5 front layout stag jump, switch ring + switch half to knee, double pike		Back handspring double pike, back handspring double tuck, switch side + popa, back 1.5 + front full	Front handspring- front double full, switch half + wolf full + wolf full, cartwheel-back layout, front layout-front full	double arabian stag jump, 2.5 front tuck, switch ring + tour jete half, back 1.5 front layout	Front handspring-double front, front layout-rudi, switch ring + switch half, front handspring front double full
ALT.	BRYCE WILSON					

2023 LSU Gymnastics - Week 8 vs. Alabama

CAREER INDIVIDUAL TITLES

Sr. Kiya Johnson - 40 total titles
15 Floor, 9 All-Around, 8 Vault, 5 Beam, 3 Bars

2022 Titles - 6 Total

BB (2)	9.950	2/11 at Florida
	10.000	2/18 vs. Alabama
FX (2)	10.000	2/5 vs. Auburn
	9.950	2/25 at TWU Quad
UB (1)	9.900	1/28 at Georgia
AA (1)	39.450	2/25 at TWU Quad

2021 Titles - 10 Total Titles

FX (6)	10.000	1/8 vs. Arkansas
	9.975	1/15 at Arkansas
	10.000	3/5 vs. Missouri
	10.000	3/20 at SEC Championships
	9.950	4/2 at NCAA Second Round
	9.950	4/3 at NCAA Regional Final
AA (2)	39.625	3/5 vs. Missouri
	39.700	4/2 at NCAA Second Round
VT (2)	9.950	2/26 at Kentucky
	9.950	4/2 at NCAA Second Round

2020 Titles - 24 Total

FX (7)	9.950	1/3 vs. Arizona
	9.900	1/17 vs. Auburn
	9.975	1/24 at Florida
	9.950	1/31 vs. Alabama
	9.950	2/14 at GymQuarters
	9.975	2/16 vs. Kentucky
	9.925	2/21 at Missouri
AA (6)	39.525	1/10 at Georgia
	39.600	1/17 vs. Auburn
	39.600	1/31 vs.. Alabama
	39.575	2/at Oregon St. Tri
	39.750	2/14 at GymQuarters
	39.650	2/16 vs. Kentucky
VT (6)	9.900	1/3 vs. Arizona
	9.925	1/10 at Georgia
	9.925	1/17 vs. Auburn
	9.950	1/31 vs. Alabama
	9.900	2/8 at Oregon St. Tri
	10.000	2/14 at GymQuarters
BB (3)	9.900	1/17 vs. Auburn
	10.000	1/24 at Florida
	9.925	2/14 at Gymquarters
UB (2)	9.900	2/8 at Oregon State Tri
	9.950	2/28 vs. Arkansas

Sr. Alyona Shchennikova - 10 Total
4 Bars, 2 Vault, 2 All-Around, 1 Beam, 1 Floor

2022 Titles - 5 Total

AA (2)	39.300	1/7 vs. Centenary
	38.975	1/28 at Georgia
UB (2)	9.950	1/7 vs. Centenary
	9.925	3/11 vs. Utah
FX (1)	9.900	1/28 at Georgia

2021 Titles -4 Total

VT(2)	9.900	2/5 at Auburn
	9.950	2/26 at Kentucky
UB (1)	9.900	3/5 vs. Missouri
BB (1)	9.925	2/26 at Kentucky

2020 Title - 1 Total

UB (1)	9.950	2/14 at GymQuarters
--------	-------	---------------------

Sr. Kai Rivers - 2 Total Titles

2022 Titles - 1 Total

UB (1)	9.900	1/28 at Georgia
--------	-------	-----------------

2020 Title - 1 Total

UB (1)	9.90	2/8 at Oregon St. Tri
--------	------	-----------------------

Jr. Elena Arenas - 2 Total Titles
2 Vault

2021 Title - 2 Vault

VT(2)	9.900	2/5 at Auburn
	9.950	3/20 at SEC Championships

Jr. Haleigh Bryant - 48 Total Titles
20 Vault, 14 All-Around, 6 Bars, 5 Beam, 3 Floor

2023 Titles - 18 total

VT (6)	9.900	1/6 at #3 Utah
	9.925	1/16 vs #1 Oklahoma
	10.000	1/20 vs #12 Missouri
	9.950	1/27 at #23 Arkansas
	9.975	2/3 vs #17 Georgia
	9.975	2/17 vs #2 Florida
AA (6)	39.450	1/6 at #3 Utah
	39.575	1/13 at #12 Kentucky
	39.675	1/16 vs #1 Oklahoma
	39.750	1/20 vs #12 Missouri
	39.575	1/27 at #23 Arkansas
	39.700	2/3 vs #17 Georgia
UB (2)	9.950	1/13 at #12 Kentucky
	9.900	2/3 vs #17 Georgia
BB (3)	9.950	1/13 at #12 Kentucky
	9.950	1/16 vs #1 Oklahoma
	9.900	2/3 vs #17 Georgia
FX (1)	9.950	1/20 vs #12 Missouri

2022 Titles - 16 Total

VT (6)	9.925	1/7 vs. Centenary
	10.000	2/5 vs. Auburn
	10.000	2/20 at Missouri w/Arkansas
	9.950	2/25 at TWU Quad
	9.950	3/4 vs. Kentucky
	10.000	3/11 vs. Utah
UB (4)	9.900	1/28 at Georgia
	9.950	2/11 at Florida
	9.925	2/25 at TWU Quad
	9.950	3/4 vs. Kentucky
AA (4)	39.675	2/18 vs. Alabama
	39.700	2/20 at Missouri w/Arkansas
	39.750	3/4 vs. Kentucky
	39.700	3/11 vs. Utah
BB (2)	9.875	1/7 vs. Centenary
	9.950	3/4 vs. Kentucky

2021 Titles - 14 Total

VT (8)	9.900	1/8 vs. Arkansas
	9.900	1/22 vs. Georgia
	9.900	2/5 at Auburn
	10.000	3/5 vs. Missouri
	9.950	3/20 at SEC Championships
	9.950	4/2 at NCAA Second Round
	10.000	4/3 at NCAA Regional Final
	9.95	4/16 at NCAA Semifinal II
AA (4)	39.600	1/15 at Arkansas
	39.475	1/22 vs. Georgia
	39.550	2/5 at Auburn
	39.625	3/5 vs. Missouri
FX (2)	9.950	1/15 at Arkansas
	9.950	2/26 at Kentucky

So. Aleah Finnegan - 13 Total Titles
6 Beam, 4 Floor, 2 All-Around, 1 Vault

2023 Title - 12 Total

FX (4)	9.950	1/6 at #3 Utah
	9.950	1/16 vs #1 Oklahoma
	10.000	2/3 vs #17 Georgia
	9.975	2/10 vs #5 Auburn
AA (2)	39.450	1/6 at #3 Utah
	39.800	2/10 vs #5 Auburn
BB (5)	9.950	1/20 vs #12 Missouri
	9.925	1/27 at #23 Arkansas
	9.900	2/3 vs #17 Georgia
	9.950	2/10 vs #5 Auburn
	10.000	2/17 vs #2 Florida
VT (1)	10.000	2/10 vs #5 Auburn

2022 Title - 1 Total

BB (1)	9.925	2/25 at TWU Quad
--------	-------	------------------

So. KJ Johnson - 4 Total Titles
2 Vault, 2 Floor

2023 Titles - 2 total

VT (1)	9.900	1/27 at #23 Arkansas
FX (1)	9.950	2/17 vs. #2 Florida

2022 Titles - 2 Total

FX (1)	9.900	1/7 vs. Centenary
VT (1)	9.950	2/25 at TWU Quad

So. Alexis Jeffrey - 1 Total Titles
1 bars

2023 Titles - 1 total

UB (1)	9.900	2/3 at #17 Georgia
--------	-------	--------------------

INDIVIDUAL RECORDS HISTORY

Single Season Bests

Vault Titles

1.	Susan Jackson	12	2010
	Ashleigh Clare-Kearney	12	2008
3.	Ashleigh Clare-Kearney	11	2007
4.	Ashleigh Gnat	10	2016
	Sandra Smith	10	1980
6.	Ashleigh Gnat	9	2017
	Ashleigh Clare-Kearney	9	2009
	Jennifer Wood	9	1995
	Jennifer Lyerly	9	1987
	Sandra Smith	9	1982

Bars Titles

1.	Sarie Morrison	12	2013
2.	Sarah Finnegan	11	2019
	Rheagan Courville	9	2015
	Susan Jackson	9	2010
5.	Sarah Finnegan	8	2018
	Sarie Morrison	8	2014
	Annie Gagnon	8	2004
	Sandra Smith	8	1980
9.	Jeanie Beadle	7	1977

Beam Titles

1.	Sarah Finnegan	11	2019
2.	April Burkholder	10	2006
3.	Jessie Jordan	8	2015
	Jeanie Beadle	8	1977
5.	Sandra Smith	7	1980
6.	Sarah Finnegan	6	2018
	Sarah Finnegan	6	2017
	Rheagan Courville	6	2013
	Susan Jackson	6	2010
	Susan Jackson	6	2009
	Ashleigh Clare-Kearney	6	2008
	Lisa Rennie	6	2005

Floor Titles

1.	Ashleigh Gnat	12	2017
2.	Sarah Finnegan	11	2019
	Ashleigh Gnat	10	2016
	Lloimincia Hall	10	2013
	Ashleigh Clare-Kearney	10	2009
	Sandra Smith	10	1980
6.	April Burkholder	9	2005
7.	Myia Hambrick	8	2018
	Lloimincia Hall	8	2014
8.	Kiya Johnson	7	2020
	Lloimincia Hall	7	2012
	Susan Jackson	7	2010
	Lauren Klein	7	2007
	April Burkholder	7	2004
	Jeanie Beadle	7	1978

All-Around Titles

1.	Sarah Finnegan	14	2019
2.	Susan Jackson	11	2010
3.	Sandra Smith	10	1980
4.	Rheagan Courville	9	2013
	Ashleigh Clare-Kearney	9	2008
6.	April Burkholder	8	2004
	Rheagan Courville	8	2014
8.	Sarah Finnegan	7	2018
	April Burkholder	7	2006
	Jennifer Wood	7	1995
	Jeanie Beadle	7	1978

Total Individual Titles

1.	Sarah Finnegan	49	2019
2.	Susan Jackson	45	2010
	Sandra Smith	45	1980
4.	Ashleigh Clare-Kearney	39	2008
5.	Ashleigh Clare-Kearney	32	2007
	Jeanie Beadle	32	1977
7.	Ashleigh Clare-Kearney	31	2009
	April Burkholder	31	2006
9.	Jennifer Wood	30	1995
10.	April Burkholder	29	2004

Career Bests

Vault Titles

1.	Ashleigh Clare-Kearney	37
2.	Rheagan Courville	29
3.	Sandra Smith	26
4.	April Burkholder	23
	Angie Topham	23
6.	Jennifer Wood	22
	Jennifer Lyerly	22
	Ashleigh Gnat	22
9.	Susan Jackson	19
	Haleigh Bryant	19
10.	Kennedi Edney	17

Bars Titles

1.	Sarie Morrison	28
2.	Sarah Finnegan	27
3.	Rheagan Courville	19
4.	Ashleigh Clare-Kearney	18
5.	Jennifer Wood	16
6.	Jeanie Beadle	15
7.	Susan Jackson	14
	Sandra Smith	14
9.	Lexie Priessman	13
	Annie Gagnon	13

Beam Titles

1.	Sarah Finnegan	27
2.	April Burkholder	24
3.	Jessie Jordan	15
	Amy McClosky	15
4.	Jeanie Beadle	14
5.	Rheagan Courville	13
	Susan Jackson	13
8.	Sandra Smith	12
	Ashleigh Gnat	12
10.	Lisa Rennie	11

Floor Titles

1.	Lloimincia Hall	31
2.	Ashleigh Clare-Kearney	27
	April Burkholder	27
4.	Ashleigh Gnat	23
5.	Sandra Smith	22
6.	Sarah Finnegan	14
	Myia Hambrick	14
7.	Kiya Johnson	13
	Nicki Arnstad	13
9.	Susan Jackson	12
	Rachelle Fruge'	12
	Jeanie Beadle	12

All-Around Titles

1.	Rheagan Courville	26
2.	April Burkholder	25
3.	Sarah Finnegan	23
4.	Ashleigh Clare-Kearney	22
5.	Sandra Smith	19
6.	Susan Jackson	16
7.	Myia Hambrick	14
	Jeanie Beadle	14
9.	Jennifer Wood	11
10.	Kennedi Edney	10
	Jessie Jordan	10
	Amy McClosky	10
	Rachelle Fruge'	10

Total Individual Titles

1.	Ashleigh Clare-Kearney	114
2.	April Burkholder	108
3.	Sarah Finnegan	95
	Rheagan Courville	95
5.	Sandra Smith	93
6.	Susan Jackson	74
7.	Jeanie Beadle	66
8.	Ashleigh Gnat	62
	Jennifer Wood	62
10.	Myia Hambrick	52
11.	Angie Topham	47
	Haleigh Bryant	47
12.	Sarie Morrison	43
13.	Kennedi Edney	42
14.	Jennifer Lyerly	40
15.	Lloimincia Hall	37
	Rachelle Fruge'	37
17.	Kiya Johnson	34
18.	Jessie Jordan	32
	Amy McClosky	32
20.	Marilyn Woods	28

Career National Titles

1.	Susan Jackson	3 ('08 VT, '10 BB, '10 AA)
2.	Sarah Finnegan	2 ('17 UB, '19 UB)
	Kennedi Edney	2 ('17 VT, '19 VT)
	Rheagan Courville	2 ('13 VT, '14 VT)
	Ashleigh Clare-Kearney	2 ('09 VT, '09 FX)
6.	Haleigh Bryant	1 ('21 VT)
	Ashleigh Gnat	1 ('17 FX)
	April Burkholder	1 ('06 BB)
	Nicki Arnstad	1 ('02 FX)
	Jeanie Beadle	1 ('77 BB)

Career SEC Titles

1.	Sarah Finnegan	5 ('18 AA; '19 UB, BB, FX, AA)
	Rheagan Courville	5 ('13 VT/BB/AA, '15 VT/AA)
	Sandra Smith	5 ('81 VT/FX, '82 VT/FX, '83 VT)
5.	Ashleigh Gnat	4 ('16 FX, '17 VT/BB/FX)
	Lloimincia Hall	4 ('12 FX, '13 FX, '14 FX, '15 FX)
6.	Susan Jackson	3 ('08 VT, '09 BB, '10 VT)
	Ashleigh Clare-Kearney	3 ('08 FX/AA, '09 FX)
8.	Rachelle' Fruge	2 ('91 BB/AA)
[18 gymnasts with one title. Last: Elena Arenas, VT; Haleigh Bryant, VT; and Kiya Johnson FX in 2021]		

Career All-America Honors

1.	Sarah Finnegan	23 (11 Reg Season)
	Rheagan Courville	23 (11 Reg Season)
3.	Myia Hambrick	20 (9 Reg Season)
4.	Kennedi Edney	18 (9 Reg Season)
5.	Ashleigh Gnat	17 (7 Reg Season)
6.	April Burkholder	14
7.	Susan Jackson	12
8.	Jessie Jordan	11 (5 Reg Season)
9.	Jennifer Wood	10
10.	Kiya Johnson	8 (5 Reg season)

Career Perfect 10.0 Scores

1.	Jennifer Wood	9 (all on VT)
	Ashleigh Gnat	9 (4 FX, 5 VT)
3.	April Burkholder	8 (4 FX, 2 VT, 2 BB)
4.	Lloimincia Hall	7 (all on FX)
	Kiya Johnson	7 (4 FX, 2 BB, 1 VT)
6.	Sarah Finnegan	6 2 UB, 2 BB, 2 FX)
7.	Haleigh Bryant	5 (all on VT)
	Ashleigh Clare-Kearney	5 (4 VT, 1 FX)
9.	Rheagan Courville	3 (all on VT)
10.	Kennedi Edney	2 (1 VT, 1 FX)
	Terin Martinjak	2 (1 BB, 1 FX)

PERFECT 10.00 SCORES

Total Perfect 10.0 Scores in LSU History: 80

Vault (35)

Aleah Finnegan	at Auburn	2/10/23
Haleigh Bryant	vs. Missouri	1/20/23
Haleigh Bryant	vs. Utah	3/11/22
Haleigh Bryant	at Missouri w/ Arkansas	2/20/22
Haleigh Bryant	vs. Auburn	2/5/22
Haleigh Bryant	at NCAA Regional Final (Salt Lake City, Utah)	4/3/21
Haleigh Bryant	vs. Missouri	3/5/21
Kiya Johnson	at GymQuarters	2/14/20
Kennedi Edney	at Arizona	3/15/19
Ashleigh Gnat	at SEC Championship Session II	3/18/17
Ashleigh Gnat	vs. Florida	3/5/17
Ashleigh Gnat	at Alabama	1/13/17
Ashleigh Gnat	at Metroplex Challenge	1/30/16
Ashleigh Gnat	vs. Kentucky	1/22/16
Rheagan Courville	vs. Minnesota	3/6/15
Jessie Jordan	vs. Minnesota	3/6/15
Rheagan Courville	at Metroplex Challenge	2/15/14
Rheagan Courville	at SEC Championship Session II	3/23/13
Sarie Morrison	vs. Arkansas	2/15/13
Ashleigh Clare-Kearney	vs. North Carolina State	3/7/09
Ashleigh Clare-Kearney	at NCAA Regional Championships (Baton Rouge)	4/12/08
Ashleigh Clare-Kearney	vs. Michigan State	2/29/08
Ashleigh Clare-Kearney	at Super Six Challenge (Fayetteville, Ark.)	1/5/07
April Burkholder	at Oklahoma	3/11/05
April Burkholder	at Texas Woman's/Arizona	2/23/04
Stephanie Hyett	vs. Illinois-Chicago	3/7/97
Jennifer Wood	vs. New Hampshire/Missouri/Centenary	3/15/96
Jennifer Wood	vs. Alabama	2/23/96
Jennifer Wood	at NCAA Regional Championships	4/7/95
Jennifer Wood	vs. Florida	3/3/95
Jennifer Wood	vs. Arizona	2/24/95
Jennifer Wood	vs. Georgia	2/17/95
Jennifer Wood	vs. Kentucky	3/4/94
Jennifer Wood	vs. North Carolina State	2/25/94
Jennifer Wood	vs. Alabama	2/18/94

Bars (5)

Sarah Finnegan	at Arizona	3/15/19
Lexie Priessman	vs. Georgia	3/1/19
Sarah Finnegan	vs. Arizona	3/17/18
Sharene Mamby	vs. Denver	1/26/01
Syreeta Barnett	vs. Illinois-Chicago	3/7/97

Beam (9)

Aleah Finnegan	vs. Florida	2/17/23
Kiya Johnson	vs. Alabama	2/18/22
Kiya Johnson	at Florida	1/24/20
Sarah Finnegan	vs. Georgia	3/1/19
Sarah Finnegan	vs. Arizona	3/17/18
April Burkholder	at Oklahoma	3/11/05
Terin Martinjak	at Centenary	3/12/04
April Burkholder	at Centenary	3/12/04
Amy McClosky	vs. New Hampshire/Missouri/Centenary	3/15/96

Floor (31)

Aleah Finnegan	vs. Georgia	2/3/23
Kiya Johnson	vs. Auburn	2/5/22
Kiya Johnson	at SEC Championship Session II	3/20/21
Kiya Johnson	vs. Missouri	3/5/21
Kiya Johnson	vs. Arkansas	1/5/21
Sarah Finnegan	at SEC Championship Session II	3/23/19
McKenna Kelley	vs. Oregon State	3/8/19
Kennedi Edney	vs. Oregon State	3/8/19
Myia Hambrick	vs. Auburn	3/4/18
Sarah Finnegan	vs. Auburn	3/4/18
Ashleigh Gnat	at SEC Championship Session II	3/19/16
Ashleigh Gnat	at Texas Woman's/Oregon State/New Hampshire	3/12/16
Ashleigh Gnat	vs. Alabama	3/4/16
Ashleigh Gnat	vs. Auburn	2/19/16
Lloimincia Hall	at Centenary/New Hampshire	3/13/15
Lloimincia Hall	vs. Minnesota	3/6/15
Lloimincia Hall	at NCAA Baton Rouge Regional	4/5/14
Lloimincia Hall	at Metroplex Challenge	2/15/14
Lloimincia Hall	vs. Alabama	1/31/14
Lloimincia Hall	vs. Alabama	3/8/13
Lloimincia Hall	at Missouri	2/8/13
Ashleigh Clare-Kearney	vs. Michigan St.	2/29/08
April Burkholder	vs. Arkansas	2/4/05
Terin Martinjak	at Texas Woman's/Arizona	2/23/04
Nicki Butler	at Texas Woman's/Arizona	2/23/04
April Burkholder	vs. Kentucky	2/20/04
April Burkholder	vs. Alabama	1/23/04

INDIVIDUAL PROGRAM BESTS

Vault

Ashleigh Gnat	10.00 (5x)	2017
Jessie Jordan	10.00	2015
Rheagan Courville	10.00 (3x)	2013-15
Sarie Morrison	10.00	2013
Ashleigh Clare-Kearney	10.00 (4x)	2007-09
April Burkholder	10.00 (2x)	2004-05
Stephanie Hyett	10.00	1997
Jennifer Wood	10.00 (9x)	1994-96
Kennedi Edney	9.9875	2017

Bars

Sarah Finnegan	10.00	2018
Sharene Mamby	10.00	2001
Syreeta Barnett	10.00	1997
Lexie Priessman	9.975 (3x)	2018
Myia Hambrick	9.975	2018
Sarah Finnegan	9.975 (3x)	2018
Kennedi Edney	9.975	2018
Rheagan Courville	9.975	2015
Sarie Morrison	9.975	2014
Annie Gagnon	9.975	2004
Beth Boudreaux	9.975 (2x)	2002
Jennifer Wood	9.975	1994

Beam

Sarah Finnegan	10.00	2018
April Burkholder	10.00 (2x)	2004-05
Terin Martinjak	10.00	2004
Amy McClosky	10.00	1996
Sarah Finnegan	9.975 (2x)	2017-18
Rheagan Courville	9.975	2014
Jessie Jordan	9.975	2014
Ashleigh Clare-Kearney	9.975	2008
Lisa Rennie	9.975	2005
April Burkholder	9.975 (4x)	2003-05
Amy McClosky	9.975	1996

Jennifer Wood	9.975	1995
Floor		
Myia Hambrick	10.00	2018
Sarah Finnegan	10.00	2018
Ashleigh Gnat	10.00 (4x)	2016
Lloimincia Hall	10.00 (7x)	2013-15
Ashleigh Clare-Kearney	10.00	2008
Terin Martinjak	10.00	2004
Nicki Butler	10.00	2004
April Burkholder	10.00 (4x)	2003-05
Nicki Arnstad	10.00 (2x)	2002
Rachelle Fruge'	10.00	1991
Myia Hambrick	9.975 (4x)	2018
Sarah Finnegan	9.975	2018
Kennedi Edney	9.975	2018
McKenna Kelley	9.975	2017
Ashleigh Gnat	9.975	2015
Rheagan Courville	9.975 (2x)	2013, 15
Lloimincia Hall	9.975 (6x)	2012, 14-15
Maliah Mathis	9.975	2011
Susan Jackson	9.975 (4x)	2008-09
Lauren Klein	9.975	2007
Ashleigh Clare-Kearney	9.975 (3x)	2007, 09
April Burkholder	9.975 (4x)	2004-05
Nicki Arnstad	9.975	2001
Jennifer Wood	9.975	1995

All-Around

April Burkholder	39.875	2003
Rheagan Courville	39.825	2015
Ashleigh Clare-Kearney	39.825	2008
April Burkholder	39.825	2005
Ashleigh Clare-Kearney	39.800	2008
April Burkholder	39.800	2004
Sarah Finnegan	39.775	2018

Kennedi Edney	39.775	2018
Ashleigh Clare-Kearney	39.775	2007
April Burkholder	39.775	2004

TEAM PROGRAM BESTS

Vault

1. 49.825	vs. Minnesota	3/6/15
2. 49.675	at Arizona	3/15/19
3. 49.650	NCAA Baton Rouge Regional	4/5/14
4. 49.625	at SEC Championships	3/20/21
	at Kentucky	2/26/21
	vs. Florida	3/5/17
	at Centenary/New Hampshire	3/13/15
	NCAA Central Championships	4/12/08
	at Centenary	3/12/04

Bars

1. 49.750	vs. Arizona	3/17/18
2. 49.725	vs. Texas Woman's	2/18/18
3. 49.650	vs. Kentucky	3/1/02
4. 49.625	vs. Alabama	1/19/18
5. 49.600	at Arizona	3/15/19
	vs. Arkansas	1/5/18
	vs. Iowa	1/9/15
	at Metroplex Challenge	2/15/14

Beam

1.	49.725	vs. Arizona	3/17/18
	at NCAA Super Six Finals	4/15/17	
	at Oklahoma	3/11/05	
4.	49.650	vs. Alabama	2/18/22
	49.650	vs. Oregon State	3/8/19
	49.650	vs. Georgia	3/1/19

Floor

1. 49.775	vs. Auburn	2/5/22
2. 49.7125	at NCAA Semifinal II	4/14/17
3. 49.700	vs. Auburn	3/4/18
	vs. Auburn 2/19/16	
	vs. Minnesota	3/6/15
	vs. Missouri	2/28/14

Team

1. 198.375	vs. Minnesota	3/6/15
2. 198.325	NCAA Baton Rouge Regional	4/5/14
3. 198.275	at NCAA Semifinal II	4/17/17
4. 198.175	at Arizona	3/15/19
	vs. Texas Woman's	2/18/18
	vs. Florida	3/5/17

2023 LSU Gymnastics - Week 8 vs. Alabama

TOP GYMNASTICS ATTENDANCE FIGURES IN MARAVICH CENTER HISTORY

RANK	ATTENDANCE	OPPONENT	DATE	RESULT	SCORE
1.	13,729	Alabama	1/19/18	W	197.450-196.725
2.	13,659	Auburn	2/5/22	W	197.975-197.750
3.	13,296	Alabama	3/4/16	W	197.925-196.225
4.	13,185	Kentucky	2/2/18	W	197.225-196.700
5.	13,179	Minnesota	3/6/15	W	198.375-195.450
6.	12,838	Kentucky	3/4/22	L	197.500-197.450
7.	12,637	Alabama	1/31/20	L	196.775-196.425
8.	12,609	Florida	3/5/17	W	198.150-196.600
9.	12,217	Florida	2/20/15	W	197.950-197.425
10.	12,147	Arkansas	2/28/20	W	197.125-195.725
11.	12,099	Georgia	2/3/23	W	197.700-196.925
12.	12,093	Florida	1/18/19	L	197.500-197.425
13.	12,090	Auburn	3/4/18	W	198.100-195.625
14.	12,065	Oklahoma	1/16/23	L	197.450-197.600
15.	11,966	Missouri	1/20/23	W	197.150-196.525
16.	11,532	Texas Woman's	1/20/17	W	197.475-192.625
17.	11,515	NC State	2/1/19	W	197.150-195.375
18.	11,287	Arizona	3/17/18	W	198.125-195.525
19.	11,227	Auburn	1/17/20	W	196.575-196.275
20.	11,069	Kentucky	2/16/20	W	197.500-196.625
21.	11,055	Texas Woman's	2/18/18	W	198.175-194.200
22.	11,047	Missouri	2/17/19	W	197.650-195.475
23.	11,015	Oregon State	3/8/19	W	198.150-196.375
24.	10,788	Cal	1/4/19	W	196.775-195.650
25.	10,755	Arkansas	1/5/18	W	197.150-195.350
26.	10,177	Auburn	2/19/16	W	197.825-197.125
27.	10,052	Kentucky	1/22/16	W	196.575-195.100
28.	10,031	Georgia	3/1/19	W	197.900-196.325
29.	10,006	Arizona	1/3/20	W	195.725-195.025
30.	10,001	Missouri	2/3/17	W	197.425-195.425
31.	9,546	New Hampshire	3/10/17	W	197.875-195.300
32.	9,007	George Washington/Iowa	2/19/17	1st	197.975 (LSU)
33.	8,574	Alabama	3/8/13	L	197.725-197.500
34.	8,228	Oklahoma	1/9/16	W	196.950-196.725
35.	8,055	Alabama	1/31/14	W	197.650-196.825
36.	7,819	NCAA Baton Rouge Regional Final	4/6/19	1st	197.500 (LSU)
37.	7,779	Arkansas	2/5/16	W	197.425-196.150
38.	7,722	Georgia	2/6/15	W	198.075-196.850
39.	7,717	Alabama	2/22/08	L	196.300-196.125
40.	7,602	Georgia	1/6/17	W	197.825-193.600

YEAR-BY-YEAR HOME RECORD

YEAR	MEETS	RECORD	PERCENTAGE	YEAR	MEETS	RECORD	PERCENTAGE
1975	3	5-0	1.000	1999	6	11-2	.846
1976	4	8-0	1.000	2000	5	5-0	1.000
1977	5	6-0	1.000	2001	5	7-1	.875
1978	5	7-0	1.000	2002	7	12-0	1.000
1979	5	11-1	.917	2003	4	2-2	.500
1980	6	9-0	1.000	2004	6	10-1	.909
1981	4	7-1	.875	2005	6	8-0	1.000
1982	5	5-0	1.000	2006	8	9-7	.563
1983	3	3-0	1.000	2007	6	4-2	.667
1984	3	3-0	1.000	2008	7	11-1	.917
1985	6	2-4	.333	2009	5	5-1	.833
1986	5	8-1	.889	2010	6	6-0	1.000
1987	5	6-0	1.000	2011	5	2-3	.400
1988	6	11-1-1	.846	2012	5	4-1	.800
1989	6	8-1	.889	2013	5	4-1	.800
1990	5	5-0	1.000	2014	7	11-0	1.000
1991	5	2-3	.400	2015	5	5-0	1.000
1992	6	4-8	.333	2016	5	5-0	1.000
1993	5	9-3	.750	2017	6	7-0	1.000
1994	3	3-0-1	.875	2018	6	6-0	1.000
1995	5	5-2	.714	2019	8	11-1	.917
1996	5	8-4	.667	2020	5	4-1	.800
1997	5	3-1-1	.700	2021	4	3-1	.750
1998	6	8-3	.727	2022	5	4-3	.571
				TOTAL	253	302-61-5	.831

2023 LSU Gymnastics - Week 8 vs. Alabama

2023 TEAM RESULTS

Overall Record: 3-5 Regular Season Record: 3-5 Postseason Record: 0-0 SEC Record: 3-3 Home: 3-1 Away: 0-4 Neutral: 0-0

DATE	MEET	TEAMS	RESULT	TEAM SCORE	Vault	BARS	BEAM	FLOOR	ATTENDANCE
1/6	at Utah	#6 LSU #3 Utah	L	196.775 197.225	49.300 49.350	49.000 49.225	49.100 49.475	49.375 49.225	11,585
1/13	at Kentucky^	#10 LSU #12 Kentucky	L	196.575 197.125	49.200 49.300	49.475 49.325	49.075 49.325`	48.825 49.175	10,558
1/16	Oklahoma*	#13 LSU #1 Oklahoma	L	197.450 197.600	49.325 49.425	49.500* 49.400	49.225 49.325	49.450 49.450	12,065
1/20	Missouri^	#9 LSU #12 Missouri	W	197.150 196.525	49.475 49.050	49.425 49.250	48.950 48.950	49.300 49.275	11,966
1/27	at Arkansas^	#8 LSU #23 Arkansas	L	197.250 197.475	49.500* 49.300	49.300 49.350	49.150 49.250	49.300 49.575	7,147
2/3	Georgia^	#9 LSU #17 Georgia	W	197.700* 196.925	49.475 49.075	49.300 49.225	49.250 49.250	49.675* 49.375	12,099
2/10	at Auburn^	#9 LSU #5 Auburn	L	197.500 197.750	49.350 49.325	49.275 49.500	49.425 49.275	49.450 49.650	9,121
2/17	Florida^	#8 LSU #2 Florida	W	198.100 197.975	49.475 49.350	49.500* 49.425	49.550* 49.625	49.575 49.575	11,887
2/24	at Alabama^	---	-	---	---	---	---	---	---
3/3	Podium Challenge	California George Washington Washington	-	---	---	---	---	---	---
3/10	West Virginia	---	-	---	---	---	---	---	---
3/18	SEC Championships (Duluth, Ga.)	---	-	---	---	---	---	---	---
3/30	NCAA Regional Second Round Potential Hosts: Denver, Oklahoma, Pittsburgh, UCLA	---	-	---	---	---	---	---	---
4/1	NCAA Regional Final	---	-	---	---	---	---	---	---
4/13	NCAA Semifinal (Fort Worth, Texas)	---	-	---	---	---	---	---	---
4/15	NCAA Championship (Fort Worth, Texas)	---	-	---	---	---	---	---	---
				Season Average 197.313	VT Avg. 49.388	UB Avg. 49.341	BB Avg. 49.216	FX Avg. 49.369	

KEY

^ - Denotes SEC meet, * - Denotes season high, # - Denotes School Record

2023 LSU Gymnastics - Week 8 vs. Alabama

2023 LSU GYMNASTICS INDIVIDUAL RESULTS AND STATISTICS

Elena Arenas

		Vault	Bars	Beam	Floor	A-A
1/6	at #3 Utah	9.850	9.750	--	--	--
1/13	at #12 Kentucky	9.800	9.825	9.925*	--	--
1/16	#1 Oklahoma	9.775	9.875	9.875	--	--
1/20	#12 Missouri	9.825	9.850	9.750	--	--
1/27	at #23 Arkansas	9.825	9.875	9.775	--	--
2/3	#17 Georgia	9.775	8.975	9.775	--	--
2/10	at #5 Auburn	9.800	--	9.750	--	--
2/17	#2 Florida	9.875	9.900*	9.825	9.825	39.425*
2/24	at Alabama	--	--	--	--	--
3/3	at Podium Challenge	--	--	--	--	--
3/10	West Virginia	--	--	--	--	--
3/18	SEC Championships	--	--	--	--	--
3/30	NCAA Regional Second Round	--	--	--	--	--
4/1	NCAA Regional Final	--	--	--	--	--
4/13	NCAA Semifinal	--	--	--	--	--
4/15	NCAA Championship	--	--	--	--	--
Season Average		9.816	9.721	9.811	9.825	39.425
Season High		9.875	9.900	9.925	9.825	39.425
Career High		9.950	9.900	9.925	9.875	39.425

Sierra Ballard

		Vault	Bars	Beam	Floor	A-A
1/6	at #3 Utah	--	--	--	9.825	--
1/13	at #12 Kentucky	--	--	--	9.850	--
1/16	#1 Oklahoma	--	--	9.825*	9.900	--
1/20	#12 Missouri	--	--	9.650	9.850	--
1/27	at #23 Arkansas	--	--	9.750	9.825	--
2/3	#17 Georgia	--	--	9.825	9.875	--
2/10	at #5 Auburn	--	--	9.825*	9.825	--
2/17	#2 Florida	--	--	--	9.875	--
2/24	at Alabama	--	--	--	--	--
3/3	at Podium Challenge	--	--	--	--	--
3/10	West Virginia	--	--	--	--	--
3/18	SEC Championships	--	--	--	--	--
3/30	NCAA Regional Second Round	--	--	--	--	--
4/1	NCAA Regional Final	--	--	--	--	--
4/13	NCAA Semifinal	--	--	--	--	--
4/15	NCAA Championship	--	--	--	--	--
Season Average		--	--	9.775	9.853	--
Season High		--	--	9.825	9.900	--
Career High		--	--	9.825	9.925	--

Annie Beard

		Vault	Bars	Beam	Floor	A-A
1/6	at #3 Utah	--	--	--	--	--
1/13	at #12 Kentucky	--	--	--	--	--
1/16	#1 Oklahoma	--	--	--	--	--
1/20	#12 Missouri	--	--	--	--	--
1/27	at #23 Arkansas	--	--	--	--	--
2/3	#17 Georgia	--	--	--	--	--
2/10	at #5 Auburn	--	--	--	--	--
2/17	#2 Florida	--	--	--	--	--
2/24	at Alabama	--	--	--	--	--
3/3	at Podium Challenge	--	--	--	--	--
3/10	West Virginia	--	--	--	--	--
3/18	SEC Championships	--	--	--	--	--
3/30	NCAA Regional Second Round	--	--	--	--	--
4/1	NCAA Regional Final	--	--	--	--	--
4/13	NCAA Semifinal	--	--	--	--	--
4/15	NCAA Championship	--	--	--	--	--
Season Average		--	--	--	--	--
Season High		--	--	--	--	--
Career High		--	--	--	--	--

Chase Brock

		Vault	Bars	Beam	Floor	A-A
1/6	at #3 Utah	--	--	--	--	--
1/13	at #12 Kentucky	--	--	--	--	--
1/16	#1 Oklahoma	9.800	--	--	9.150	--
1/20	#12 Missouri	9.850	--	--	9.700	--
1/27	at #23 Arkansas	9.900	--	--	9.825*	--
2/3	#17 Georgia	9.950*	--	--	9.075	--
2/10	at #5 Auburn	9.700	--	--	9.775	--
2/17	#2 Florida	9.825	--	--	--	--
2/24	at Alabama	--	--	--	--	--
3/3	at Podium Challenge	--	--	--	--	--
3/10	West Virginia	--	--	--	--	--
3/18	SEC Championships	--	--	--	--	--
3/30	NCAA Regional Second Round	--	--	--	--	--
4/1	NCAA Regional Final	--	--	--	--	--
4/13	NCAA Semifinal	--	--	--	--	--
4/15	NCAA Championship	--	--	--	--	--
Season Average		9.837	--	--	9.505	--
Season High		9.950	--	--	9.825	--
Career High		9.950	9.875	--	9.825	--

Haleigh Bryant

		Vault	Bars	Beam	Floor	A-A
1/6	at #3 Utah	9.900	9.825	9.850	9.875	39.450
1/13	at #12 Kentucky	9.900	9.950	9.950	9.775	39.575
1/16	#1 Oklahoma	9.925	9.900	9.950	9.900	39.675
1/20	#12 Missouri	10.000	9.900	9.900	9.950	39.750
1/27	at #23 Arkansas	9.950	9.850	9.900	9.875	39.575
2/3	#17 Georgia	9.975	9.900	9.900	9.925	39.700
2/10	at #5 Auburn	9.900	9.950	9.900	9.850	39.600
2/17	#2 Florida	9.975	9.950	9.925	9.925	39.775*
2/24	at Alabama	--	--	--	--	--
3/3	at Podium Challenge	--	--	--	--	--
3/10	West Virginia	--	--	--	--	--
3/18	SEC Championships	--	--	--	--	--
3/30	NCAA Regional Second Round	--	--	--	--	--
4/1	NCAA Regional Final	--	--	--	--	--
4/13	NCAA Semifinal	--	--	--	--	--
4/15	NCAA Championship	--	--	--	--	--
Season Average		9.941	9.903	9.909	9.884	39.638
Season High		10.000	9.950	9.950	9.950	39.775
Career High		10.000	9.950	9.950	9.975	39.775

Ashley Cowan

		Vault	Bars	Beam	Floor	A-A
1/6	at #3 Utah	--	--	--	--	--
1/13	at #12 Kentucky	--	--	--	--	--
1/16	#1 Oklahoma	--	--	--	--	--
1/20	#12 Missouri	--	--	--	--	--
1/27	at #23 Arkansas	--	--	--	--	--
2/3	#17 Georgia	--	--	--	--	--
2/10	at #5 Auburn	--	9.775*	--	--	--
2/17	#2 Florida	--	--	--	--	--
2/24	at Alabama	--	--	--	--	--
3/3	at Podium Challenge	--	--	--	--	--
3/10	West Virginia	--	--	--	--	--
3/18	SEC Championships	--	--	--	--	--
3/30	NCAA Regional Second Round	--	--	--	--	--
4/1	NCAA Regional Final	--	--	--	--	--
4/13	NCAA Semifinal	--	--	--	--	--
4/15	NCAA Championship	--	--	--	--	--
Season Average		--	9.775	--	--	--
Season High		--	9.775	--	--	--
Career High		--	9.775	--	--	--

2023 LSU Gymnastics - Week 8 vs. Alabama

2023 LSU GYMNASTICS INDIVIDUAL RESULTS AND STATISTICS

Olivia Dunne

		Vault	Bars	Beam	Floor	A-A
1/6	at #3 Utah	--	--	--	--	--
1/13	at #12 Kentucky	--	--	--	--	--
1/16	#1 Oklahoma	--	--	--	--	--
1/20	#12 Missouri	--	--	--	--	--
1/27	at #23 Arkansas	--	--	--	--	--
2/3	#17 Georgia	--	--	--	--	--
2/10	at #5 Auburn	--	--	--	--	--
2/17	#2 Florida	--	--	--	--	--
2/24	at Alabama	--	--	--	--	--
3/3	at Podium Challenge	--	--	--	--	--
3/10	West Virginia	--	--	--	--	--
3/18	SEC Championships	--	--	--	--	--
3/30	NCAA Regional Second Round	--	--	--	--	--
4/1	NCAA Regional Final	--	--	--	--	--
4/13	NCAA Semifinal	--	--	--	--	--
4/15	NCAA Championship	--	--	--	--	--
Season Average		--	--	--	--	--
Season High		--	--	--	--	--
Career High		--	9.925	--	9.900	--

Aleah Finnegan

		Vault	Bars	Beam	Floor	A-A
1/6	at #3 Utah	9.850	9.750	9.900	9.950*	39.450
1/13	at #12 Kentucky	9.750	9.900	9.775	9.500	38.925
1/16	#1 Oklahoma	9.850	9.925*	9.775	9.950*	39.500*
1/20	#12 Missouri	9.850	9.850	9.950*	9.375	39.025
1/27	at #23 Arkansas	9.675	9.850	9.925	9.900	39.350
2/3	#17 Georgia	9.900	9.850	9.900	10.000	39.650
2/10	at #5 Auburn	10.000*	9.875	9.950*	9.975	39.800*
2/17	#2 Florida	9.950	9.850	10.000	9.900	39.700
2/24	at Alabama	--	--	--	--	--
3/3	at Podium Challenge	--	--	--	--	--
3/10	West Virginia	--	--	--	--	--
3/18	SEC Championships	--	--	--	--	--
3/30	NCAA Regional Second Round	--	--	--	--	--
4/1	NCAA Regional Final	--	--	--	--	--
4/13	NCAA Semifinal	--	--	--	--	--
4/15	NCAA Championship	--	--	--	--	--
Season Average		9.853	9.856	9.897	9.819	39.425
Season High		10.000	9.925	10.000	10.000	39.800
Career High		10.000	9.925	10.000	10.000	39.800

Cammy Hall

		Vault	Bars	Beam	Floor	A-A
1/6	at #3 Utah	--	--	--	--	--
1/13	at #12 Kentucky	--	--	--	--	--
1/16	#1 Oklahoma	--	--	--	--	--
1/20	#12 Missouri	--	--	--	--	--
1/27	at #23 Arkansas	--	--	--	--	--
2/3	#17 Georgia	--	--	--	--	--
2/10	at #5 Auburn	--	--	--	--	--
2/17	#2 Florida	--	--	--	--	--
2/24	at Alabama	--	--	--	--	--
3/3	at Podium Challenge	--	--	--	--	--
3/10	West Virginia	--	--	--	--	--
3/18	SEC Championships	--	--	--	--	--
3/30	NCAA Regional Second Round	--	--	--	--	--
4/1	NCAA Regional Final	--	--	--	--	--
4/13	NCAA Semifinal	--	--	--	--	--
4/15	NCAA Championship	--	--	--	--	--
Season Average		--	--	--	--	--
Season High		--	--	--	--	--
Career High		--	--	--	--	--

Alexis Jeffrey

		Vault	Bars	Beam	Floor	A-A
1/6	at #3 Utah	--	9.875	--	--	--
1/13	at #12 Kentucky	--	9.900	--	--	--
1/16	#1 Oklahoma	--	9.800	--	--	--
1/20	#12 Missouri	--	9.925*	--	--	--
1/27	at #23 Arkansas	--	9.850	--	--	--
2/3	#17 Georgia	--	9.900	--	--	--
2/10	at #5 Auburn	--	9.675	--	--	--
2/17	#2 Florida	--	9.900	--	--	--
2/24	at Alabama	--	--	--	--	--
3/3	at Podium Challenge	--	--	--	--	--
3/10	West Virginia	--	--	--	--	--
3/18	SEC Championships	--	--	--	--	--
3/30	NCAA Regional Second Round	--	--	--	--	--
4/1	NCAA Regional Final	--	--	--	--	--
4/13	NCAA Semifinal	--	--	--	--	--
4/15	NCAA Championship	--	--	--	--	--
Season Average		--	9.853	--	--	--
Season High		--	9.925	--	--	--
Career High		--	9.925	--	--	--

Kiya Johnson

		Vault	Bars	Beam	Floor	A-A
1/6	at #3 Utah	9.875	9.775	9.850	9.900	39.350
1/13	at #12 Kentucky	9.875	9.900	--	9.150	--
1/16	#1 Oklahoma	--	--	--	--	--
1/20	#12 Missouri	--	--	--	--	--
1/27	at #23 Arkansas	--	--	--	--	--
2/3	Georgia	--	--	--	--	--
2/10	at #5 Auburn	--	--	--	--	--
2/17	#2 Florida	--	--	--	--	--
2/24	at Alabama	--	--	--	--	--
3/3	at Podium Challenge	--	--	--	--	--
3/10	West Virginia	--	--	--	--	--
3/18	SEC Championships	--	--	--	--	--
3/30	NCAA Regional Second Round	--	--	--	--	--
4/1	NCAA Regional Final	--	--	--	--	--
4/13	NCAA Semifinal	--	--	--	--	--
4/15	NCAA Championship	--	--	--	--	--
Season Average		9.875	9.837	9.850	9.525	39.350
Season High		9.875	9.900	9.850	9.900	39.350
Career High		10.000	9.950	10.000	10.000	39.750

KJ Johnson

		Vault	Bars	Beam	Floor	A-A
1/6	at #3 Utah	9.775	--	9.725	9.500	--
1/13	at #12 Kentucky	9.875	--	9.575	9.850	--
1/16	#1 Oklahoma	9.875	--	9.750	9.775	--
1/20	#12 Missouri	9.900	--	--	9.925	--
1/27	at #23 Arkansas	9.950	--	--	9.875	--
2/3	#17 Georgia	9.875	--	--	9.950	--
2/10	at #5 Auburn	9.725	--	--	9.875	--
2/17	#2 Florida	9.850	--	9.875*	9.950	--
2/24	at Alabama	--	--	--	--	--
3/3	at Podium Challenge	--	--	--	--	--
3/10	West Virginia	--	--	--	--	--
3/18	SEC Championships	--	--	--	--	--
3/30	NCAA Regional Second Round	--	--	--	--	--
4/1	NCAA Regional Final	--	--	--	--	--
4/13	NCAA Semifinal	--	--	--	--	--
4/15	NCAA Championship	--	--	--	--	--
Season Average		9.853	--	9.731	9.837	--
Season High		9.950	--	9.875	9.950	--
Career High		9.950	--	9.875	9.950	--

2023 LSU Gymnastics - Week 8 vs. Alabama

2023 LSU GYMNASTICS INDIVIDUAL RESULTS AND STATISTICS

Lexi Nibbs

		Vault	Bars	Beam	Floor	A-A
1/6	at #3 Utah	--	--	--	--	--
1/13	at #12 Kentucky	--	--	--	--	--
1/16	#1 Oklahoma	--	--	--	--	--
1/20	#12 Missouri	--	--	--	--	--
1/27	at #23 Arkansas	--	--	--	--	--
2/3	#17 Georgia	--	--	--	--	--
2/10	at #5 Auburn	--	--	--	--	--
2/17	#2 Florida	--	--	--	--	--
2/24	at Alabama	--	--	--	--	--
3/3	at Podium Challenge	--	--	--	--	--
3/10	West Virginia	--	--	--	--	--
3/18	SEC Championships	--	--	--	--	--
3/30	NCAA Regional Second Round	--	--	--	--	--
4/1	NCAA Regional Final	--	--	--	--	--
4/13	NCAA Semifinal	--	--	--	--	--
4/15	NCAA Championship	--	--	--	--	--
Season Average		--	--	--	--	--
Season High		--	--	--	--	--
Career High		9.775	--	--	--	--

Maddie Rau

		Vault	Bars	Beam	Floor	A-A
1/6	at #3 Utah	--	--	--	--	--
1/13	at #12 Kentucky	--	--	--	--	--
1/16	#1 Oklahoma	--	--	--	--	--
1/20	#12 Missouri	--	--	--	--	--
1/27	at #23 Arkansas	--	--	--	--	--
2/3	#17 Georgia	--	--	--	--	--
2/10	at #5 Auburn	--	--	--	--	--
2/17	#2 Florida	--	--	--	--	--
2/24	at Alabama	--	--	--	--	--
3/3	at Podium Challenge	--	--	--	--	--
3/10	West Virginia	--	--	--	--	--
3/18	SEC Championships	--	--	--	--	--
3/30	NCAA Regional Second Round	--	--	--	--	--
4/1	NCAA Regional Final	--	--	--	--	--
4/13	NCAA Semifinal	--	--	--	--	--
4/15	NCAA Championship	--	--	--	--	--
Season Average		--	--	--	--	--
Season High		--	--	--	--	--
Career High		9.850	--	--	--	--

Kai Rivers

		Vault	Bars	Beam	Floor	A-A
1/6	at #3 Utah	--	--	9.700	--	--
1/13	at #12 Kentucky	--	--	9.850	--	--
1/16	#1 Oklahoma	--	--	9.800	--	--
1/20	#12 Missouri	--	--	9.175	--	--
1/27	at #23 Arkansas	--	--	9.700	--	--
2/3	#17 Georgia	--	--	9.625	--	--
2/10	at #5 Auburn	--	--	9.900	--	--
2/17	#2 Florida	--	--	9.900	--	--
2/24	at Alabama	--	--	--	--	--
3/3	at Podium Challenge	--	--	--	--	--
3/10	West Virginia	--	--	--	--	--
3/18	SEC Championships	--	--	--	--	--
3/30	NCAA Regional Second Round	--	--	--	--	--
4/1	NCAA Regional Final	--	--	--	--	--
4/13	NCAA Semifinal	--	--	--	--	--
4/15	NCAA Championship	--	--	--	--	--
Season Average		--	--	9.706	--	--
Season High		--	--	9.900	--	--
Career High		9.900	9.900	9.950	--	--

Kamryn Ryan

		Vault	Bars	Beam	Floor	A-A
1/6	at #3 Utah	--	--	--	--	--
1/13	at #12 Kentucky	--	--	--	--	--
1/16	#1 Oklahoma	--	--	--	--	--
1/20	#12 Missouri	--	--	--	--	--
1/27	at #23 Arkansas	--	--	--	--	--
2/3	#17 Georgia	--	--	--	--	--
2/10	at #5 Auburn	--	--	--	--	--
2/17	#2 Florida	--	--	--	--	--
2/24	at Alabama	--	--	--	--	--
3/3	at Podium Challenge	--	--	--	--	--
3/10	West Virginia	--	--	--	--	--
3/18	SEC Championships	--	--	--	--	--
3/30	NCAA Regional Second Round	--	--	--	--	--
4/1	NCAA Regional Final	--	--	--	--	--
4/13	NCAA Semifinal	--	--	--	--	--
4/15	NCAA Championship	--	--	--	--	--
Season Average		--	--	--	--	--
Season High		--	--	--	--	--
Career High		9.325	--	--	--	--

Alyona Shchennikova

		Vault	Bars	Beam	Floor	A-A
1/6	at #3 Utah	9.825	9.775	--	9.825	--
1/13	at #12 Kentucky	9.125	9.675	--	9.850	--
1/16	#1 Oklahoma	9.875	9.875	--	9.925	--
1/20	#12 Missouri	9.875	9.775	9.700	9.875	39.225
1/27	at #23 Arkansas	9.875	9.875	9.800	9.800	39.350
2/3	#17 Georgia	9.750	9.875	9.850	9.925	39.400
2/10	at #5 Auburn	9.925	9.825	9.850	9.925	39.525
2/17	#2 Florida	9.825	9.850	9.850	9.925	39.450
2/24	at Alabama	--	--	--	--	--
3/3	at Podium Challenge	--	--	--	--	--
3/10	West Virginia	--	--	--	--	--
3/18	SEC Championships	--	--	--	--	--
3/30	NCAA Regional Second Round	--	--	--	--	--
4/1	NCAA Regional Final	--	--	--	--	--
4/13	NCAA Semifinal	--	--	--	--	--
4/15	NCAA Championship	--	--	--	--	--
Season Average		9.759	9.816	9.810	9.881	39.390
Season High		9.925	9.875	9.850	9.925	39.525
Career High		9.950	9.950	9.925	9.925	39.525

Tori Tatum

		Vault	Bars	Beam	Floor	A-A
1/6	at #3 Utah	--	--	--	--	--
1/13	at #12 Kentucky	--	--	--	--	--
1/16	#1 Oklahoma	--	9.875	--	--	--
1/20	#12 Missouri	--	9.900*	--	--	--
1/27	at #23 Arkansas	--	9.850	--	--	--
2/3	#17 Georgia	--	9.775	--	--	--
2/10	at #5 Auburn	--	9.850	--	--	--
2/17	#2 Florida	--	9.900*	--	--	--
2/24	at Alabama	--	--	--	--	--
3/3	at Podium Challenge	--	--	--	--	--
3/10	West Virginia	--	--	--	--	--
3/18	SEC Championships	--	--	--	--	--
3/30	NCAA Regional Second Round	--	--	--	--	--
4/1	NCAA Regional Final	--	--	--	--	--
4/13	NCAA Semifinal	--	--	--	--	--
4/15	NCAA Championship	--	--	--	--	--
Season Average		--	9.858	--	--	--
Season High		--	9.900	--	--	--
Career High		--	9.900	--	--	--

2023 LSU GYMNASTICS INDIVIDUAL RESULTS AND STATISTICS

Bryce Wilson

		Vault	Bars	Beam	Floor	A-A
1/6	at #3 Utah	--	--	9.775*	--	--
1/13	at #12 Kentucky	--	--	8.600	--	--
1/16	#1 Oklahoma	--	--	--	--	--
1/20	#12 Missouri	--	--	--	--	--
1/27	at #23 Arkansas	--	--	--	--	--
2/3	#17 Georgia	--	--	--	--	--
2/10	at #5 Auburn	--	--	--	--	--
2/17	#2 Florida	--	--	--	--	--
2/24	at Alabama	--	--	--	--	--
3/3	at Podium Challenge	--	--	--	--	--
3/10	West Virginia	--	--	--	--	--
3/18	SEC Championships	--	--	--	--	--
3/30	NCAA Regional Second Round	--	--	--	--	--
4/1	NCAA Regional Final	--	--	--	--	--
4/13	NCAA Semifinal	--	--	--	--	--
4/15	NCAA Championship	--	--	--	--	--
Season Average		--	--	9.188	--	--
Season High		--	--	9.775	--	--
Career High		--	--	9.775	--	--