

2022-23 MEN'S BASKETBALL GAME NOTES



NATIONAL TITLE 1935

SEC CHAMPIONS 1935 • 1953 • 1954 • 1979
 1981 • 1985 • 1991 • 2000 • 2006 • 2009 • 2019
FINAL FOUR 1953 • 1981 • 1986 • 2006

GAME
24



Mississippi State
 February 8, 2023

8 p.m. CST
 Humphrey Coliseum
 Starkville, Mississippi

SEC Network
LSU Sports Radio Network
 (Guaranty Media Eagle 98.1 FM)

2022-23 LSU SCHEDULE

LSU (12-11, 1-9)

H - 9-5 (1-4); A - 0-5 (0-5); N - 3-1; OT - 0-0

November

Wed. 9	KANSAS CITY (SECN+)	W, 74-63
Sat. 12	ARKANSAS STATE (SECN+)	W, 61-52
Thurs. 17	UNO (SECN+)	W, 91-62
Cayman Islands Classic - George Town, Grand Cayman		
Mon. 21	vs. Illinois State (FloSports)	W 77-61
Tues. 22	vs. Akron (FloSports)	W, 73-58
Wed. 23	vs. Kansas State (FloSports)	L, 59-61
Sun. 27	WOFFORD (SECN+)	W, 78-75

December

Fri. 2	UT ARLINGTON (SECN+)	W, 63-59
Holiday Hoopsgiving - Atlanta, Georgia (Dec. 10)		
Sat. 10	vs. Wake Forest (ESPN2)	W, 72-70
Tues. 13	NC CENTRAL (SEC Network)	W, 67-57
Sat. 17	WINTHROP (SEC Network)	W, 69-81
Wed. 21	EAST TENNESSEE ST. (SECN+)	W, 72-68
Wed. 28	*ARKANSAS (ESPN2)	W, 60-57

January

Tues. 3	*at Kentucky (ESPN)	L, 71-74
Sat. 7	*at Texas A&M (SEC Network)	L, 56-69
Tues. 10	*FLORIDA (SEC Network)	L, 56-67
Sat. 14	*at Alabama (ESPN)	L, 66-106
Wed. 18	*AUBURN (ESPN2)	L, 49-67
Sat. 21	*TENNESSEE (ESPN)	L, 56-77
Tues. 24	*at Arkansas (ESPN2)	L, 40-60
SEC/Big 12 Challenge		
Sat. 28	TEXAS TECH (ESPNU)	L, 68-76

February

Wed. 1	*At Missouri (SEC Network)	L, 77-87
Sat. 4	*ALABAMA (ESPN2)	L, 69-79
Wed. 8	*at Mississippi State (SEC Network)	8 p.m.
Sat. 11	*TEXAS A&M (SEC Network)	7:30 p.m.
Tues. 14	*at Georgia (SEC Network)	7:30 p.m.
Sat. 18	*SOUTH CAROLINA (SEC Network)	Noon
Wed. 22	*VANDERBILT (SEC Network)	6 p.m.
Sat. 25	*at Ole Miss (SEC Network)	7:30 p.m.

March

Wed. 1	*MISSOURI (SEC Network)	8 p.m.
Sat. 4	*At Florida (SEC Network)	5 p.m.
SEC TOURNAMENT -- Bridgestone Arena, Nashville, Tenn.		
March 8-12		TBA

SEC Games; All Times Central; Home Games in ALL CAPS.
SECN+ is streaming broadcast.

ON THE AIR



Chris Blair, play-by-play
 John Brady, analyst
 (Former LSU Head Coach)

TV: SEC NETWORK
 Dave Neal, play-by-play
 Joe Kleine, analyst

LSUsports.net

PROBABLE LSU LINEUP (Based on last game played)

15 TYRELL WARD

G • Fr. • 6-6 • 185
Washington, D.C.

Season Stats: 1.6 ppg, 0.7 rpg; SEC: 2.7 ppg, 0.7 rpg

- First career start against Alabama (2/4).
- Played 20 minutes, two points, one rebound, one assist, no turnovers
- Played golf at DeMatha Catholic HS
- Had six points for the second time at Missouri (2 treys), 2/1/23

11 JUSTICE WILLIAMS

G • So. • 6-4 • 175
Philadelphia, Pennsylvania

Season Stats: 3.8 ppg, 1.6 rpg, 1.7 apg; SEC: 4.1 ppg, 1.6 rpg, 1.9 apg

- Started last six games for the Tigers.
- Seven points vs Auburn (1/18), also career best six rebounds.
- Five points, four assists vs. Tennessee (1/21); 7 pts at Arkansas (1/24).
- Missed five games early in the year with ankle injury.
- Four points, four assists in the game with Alabama (1/4).

12 KJ WILLIAMS

F • 5th Sr. • 6-10 • 250
Cleveland, Mississippi

Season Stats: 16.7 ppg, 7.6 rpg, 1.3 spg; SEC: 13.8 ppg, 6.6 rpg, 1.2 bpg

- Recorded his 1,000th career rebound at A&M (1/7).
- 2,000th career pt came with 17:40 to play against Tenn (1/21) on 3-pointer.
- 122nd player in college bkb with 2,000 career points-1,000 career rebounds.
- Has 106 collegiate wins and 105 games scoring in double figures.
- Named on USBWA Midseason Watch List for Oscar Robertson Trophy
- 5 games over 20 points; Two over 30 vs. Wake Forest and Illinois State.
- 23 pts against UK (1/3) on 8-13 FGs, including 4 treys
- 6 double doubles this year, 33 for his career; latest at Mizzou (3/1), 15-11.

20 DEREK FOUNTAIN

F • Jr. • 6-10 • 225
Holly Springs, Mississippi

Season Stats: 8.1 ppg, 2.3 rpg, 1.9 apg; SEC: 8.9 ppg, 6.1 rpg, 1.0 spg

- 2nd in overall reb avg and SEC reb average.
- Vs. NCCU (12/13), 17 points, 14 rebs for first college double double.
- Vs. Arkansas (12/28), 14 points, 10 rebs 2nd double; 5-9 from field, 4-5 FT.
- Third came at Mizzou (2/1) with 11 points and 11 boards.
- Career high 26 pts vs. Ala (2/4), 6-9 FGs, 2 treys, 12-15 FT line, 2 ast, 0 TOS
- In two games with Alabama, 21-of-25 FTs; 33-of-41 at line in SEC play.

44 ADAM MILLER

G • So. • 6-3 • 190
Peoria, Illinois

Season Stats: 11.7 ppg, 2.2 rpg, 1.3 apg; SEC: 8.8 ppg, 2.3 rpg, 1.3 apg

- Was at LSU last season, set to play, before ACL injury prior to season sidelined him.
- Cayman Islands Classic all-tournament; had 23 vs. Akron, hitting 5 treys (11/22).
- 53 treys for season, 7 games of season with at least 4 treys
- 5 treys at UK (1/3), at A&M (1/7), vs. Texas Tech (1/28).
- 47 of-58 at free throw line, including two with 1.8 seconds left vs. Arkansas (12/28)
- Two games of 26 pts. this season; 20 vs. Texas Tech
- 15 at UK; 16 at A&M; 12 double figure games this season.

BREAKDOWN

LSU

RECORD
 12-11, 1-9 In SEC
RANKING
 NA
LAST GAME
 L, 79-69, vs. Alabama,
 2/4/23

HEAD COACH
 Matt McMahon
CAREER RECORD
 166-78 (8th season)
LSU RECORD
 12-11 (1st season)
VS. MISSISSIPPI STATE
 0-0

MISSISSIPPI STATE

RECORD
 15-8, 3-7 in SEC
RANKING
 NA
LAST GAME
 W, 63-52, vs. Missouri,
 2/4/23

HEAD COACH
 Chris Jans
CAREER RECORD
 158-52 (7th season)
MISS. ST. RECORD
 15-7 (1st season)
VS. LSU:
 0-0

LSU UPCOMING MEN'S BASKETBALL MEDIA CALENDAR

6

MONDAY

Matt McMahon
Radio Show, 7 p.m.
TJ Ribs on Acadian.
LSU Sports Radio
Network (Eagle 98.1
FM in Baton Rouge)

7

TUESDAY

Travel to Starkville,
Mississippi

8

WEDNESDAY

Game 24 -- LSU at
Mississippi State, 8
p.m. CT (Humphrey
Coliseum). LSU
Sports Radio
Network, SEC
Network

9

THURSDAY

10

FRIDAY

Media Session 1:30
p.m.

11

SATURDAY

Game 25 -- Texas
A&M at LSU, 7:30
p.m. CT (Pete
Maravich Assembly
Center) LSU Sports
Radio Network, SEC
Network

12

SUNDAY

Inside LSU
Basketball on LSU
Sports Television
Network (10:35 p.m.
in Baton Rouge,
WBZ-TV).

LSU Media Services

MEDIA AVAILABILITY

Coach Matt McMahon is available for early morning appointments and phone interviews. Please contact Basketball SID Kent Lowe (225-578-1864, clowe@lsu.edu) at least 24 hours in advance.

MEDIA SESSIONS

Coach McMahon meets, when travel schedules permit, usually one or two days prior to games in non-conference play and usually on Mondays and Thursdays during the SEC season. The sessions take place in the Courtside Club of the Maravich Center in the NW Corridor. Times are announced based on practice plans with players usually one day a week. Some travel and scheduling issues may change the time and day so media should contact the Communications Office to confirm start time ... Player requests need to be in to Kent Lowe at clowe@lsu.edu no later than 24 hours in advance.

POST GAME

Coach McMahon will be in the Courtside Club after the game, the NCAA cooling off period and his courtside radio show ... Requested players will be brought to the media room as well. ... THE LSU DRESSING ROOM IS CLOSED ... The Courtside Club is at the top of the stairs in the Northwest Corridor ... Media may work there after the end of the game. The building will close two hours following the conclusion of the game.

THE MATT MCMAHON SHOW

Presented by Hancock Whitney Bank

The weekly call-in show takes place primarily on Mondays or Wednesdays at 7 p.m. from T.J. Ribs on Acadian Thruway ... The show airs in Baton Rouge on local flagship Eagle 98.1 FM, on the Internet at www.LSUsports.net and on many LSU Sports Radio Network affiliates. The first show is Monday, Nov.. 28.

Air Dates for the shows during 2022-23:

Show #10: Monday, Feb. 6, 2023
Show #11: Wednesday, Feb. 15, 2023
Show #12: Monday, Feb. 20, 2023
Show #13: Monday, Feb. 27, 2023
Show #14: Monday, March 6, 2023

INSIDE LSU BASKETBALL

Presented by Community Coffee

The weekly TV show features an inside look and the men's and women's basketball programs at LSU featuring highlights, interviews and features. The show is available on a state-wide and regional network ... WBZ-TV, Channel 2, airs the show at 10:35 p.m. Sundays. Television affiliates for the show are listed online at LSUsports.net/tvaffiliates.

Show Schedule for 2023:

Show #7: Feb. 12, 2023
Show #8: Feb. 19, 2023
Show #9: Feb. 26, 2023
Show #10: March 5, 2023

WHO TO CONTACT

COMMUNICATIONS OFFICE

(225) 578-8226
Michael Bonnette - mbonnet@lsu.edu
Assoc. AD/Communications Director

C. Kent Lowe - clowe@lsu.edu
Sr. Assoc. Communications Director
(Basketball Contact)

COMMUNICATIONS ADDRESS

Athletics Administration Building
Baton Rouge, La. 70803

ON THE INTERNET

LSUsports.net

The Official Website of LSU Athletics is home to all the basketball information you need. Schedules, results, rosters, bios, statistics and game notes can be found and are always up to date.

LSUsports.net/media

Request credentials online, go to the men's basketball credentials link.

LSUsports.net/brand

Quickly access the official LSU Athletics brand standards, colors and logos online. To request logos please email creative@lsu.edu.

Photo Requests

To request logos please email photo@lsu.edu.

LSU BASKETBALL SOCIAL MEDIA

facebook.com/lsubasketball
twitter.com/lsubasketball
instagram.com/lsubasketball
twitter.com/lsukent
twitter.com/lsumediaalerts
twitter.com/CoachMcMahon
LSUsports.net/connect

LSUsports.net
f t i



Matt McMahon

Head Coach

@CoachMcMahon

1st Year at LSU • 8th Year as a Head Coach

When Matt McMahon stepped to the podium for the first time as the 25th LSU men's basketball head coach he listed the core values of his coaching career and his teams.

"Hard work, unselfishness, toughness, accountability and joy."

Those words are now the cornerstone of LSU Basketball as it moves into a new era as a very successful head coach begins to reshape the program in his image.

The image was on display during the past seven years at Murray State University where the Racers posted a record of 154-67, a .697 winning percentage. He led Murray State to 93 OVC regular-season wins, winning 75 percent of league games.

He has also coached multiple all-Americans and all-league players such as Ja Morant who was named NBA Rookie of the Year in 2020.

The Racers won regular season league titles in 2018, 2019, 2020 and 2022 and advanced to the NCAA Tournament in 2018, 2019 and 2022 (the 2020 appearance was canceled by the pandemic).

Since the native of Oak Ridge, Tennessee, became the third-youngest rookie among D1 coaches in 2015, McMahon has continued a steady move forward with a reputation for developing talent both as an assistant and head coach. He has become known nationally as an excellent recruiter and he is among the best in the nation in the area of player development and game planning.

In his final season at Murray State in 2021-22, McMahon coached OVC Player of the Year KJ Williams and two other recipients of first-team honors (Tevin Brown, Justice Hill). In addition, McMahon was named the league's Coach of the Year.

Two of those players, Williams and Hill, are now at LSU.

Williams, who ranked 12th nationally in 3-pointers made (94), became the third Murray State player to score 1,500 points and grab 800 rebounds. Hill took over point guard duties in a Racers program known for good guards, leading Murray State in assists in 19 games with a plus-101 margin in assists to turnovers.

McMahon's Racers, picked third in the OVC preseason poll, were just the sixth team in league history to go undefeated and the first to do it in an 18-game conference schedule. Murray State then won the two league tournament games to advance to the NCAA Tournament where, as a No. 7 seed, the Racers defeated San Francisco to advance to the round of 32.

The 2021-22 team was one of seven teams to win 30 or more games that season and led the nation in win percentage at 91.2 percent (31-3). The Racers were ranked No. 20 in the final AP poll and No. 22 in the Ferris Mowers Coaches Poll.

McMahon was the first MSU coach to have

three seasons of 25 or more wins and was one of just three Murray State coaches to have four 20-win seasons.

Although the 2019-20 season was called early because of the pandemic, it marked the third year in a three-year run when Coach McMahon led the Racers to three-straight OVC regular season championships (2017-18, 2018-19 and 2019-20) and two consecutive OVC Tournament titles (2017-18, 2018-19).

Coach McMahon's commitment to defense showed in those years as the Racers ranked as the league leader twice in defensive field goal percentage and each of the three seasons the team led the league in defending the 3-point shot.

The 2018-19 team won 28 games and made its mark in the NCAA Tournament when the 12th-seeded Racers won their fourth all-time tourney game by defeating No. 5 seed Marquette. That season is when Morant stepped to the forefront at Murray State.

He was named the OVC POY, leading Division I in assists and earning first-team all-America honors from the USBWA. In the NCAA Tournament win over Marquette, Morant posted a triple double of 17 points, 11 rebounds and 16 assists as he became the eighth player to record a triple double in the tournament.

He was drafted second overall in the 2019 NBA draft by the Memphis Grizzlies.

In 2017-18, McMahon's team won 26 games and the OVC regular season and tournament championship, sending the Racers to what was at that time the school's 16th NCAA Tournament.

Prior to being named head coach, he was a key part of Coach Steve Prohm's staff as assistant at Murray State as the Racers won a pair of Ohio Valley Conference championships, a CollegeInsider.com Tournament championship and an appearance in the NIT. He was part of a staff that won 104 games from 2011-15.

PRIOR TO MURRAY STATE

Coach McMahon has had success in college basketball since his days as a player at Appalachian

State. Known as an excellent shooter and tough competitor, he played on three Southern Conference regular season title teams in 1998, 1999 and 2000. The Mountaineers won the SoCon Tournament in 2000 and advanced to the NCAA Tournament.

He played in 90 career games under coach Buzz Peterson and made 124 three-pointers, graduating in 2000.

His coaching career began immediately at Appalachian State as a student assistant under Houston Fancher in 2000-01. He would rejoin Peterson's staff as a student coach at Tennessee before returning to ASU in 2002, where he stayed until the end of the 2009-10 season. A year at UNC Wilmington (2010-11) as assistant coach set the stage for his journey to Murray State, starting first as an assistant in the 2011-12 season and then as head coach prior to the 2015-16 season.

Like his time at Murray State, McMahon coached some outstanding talent in the early stages of his coaching career, including Southern Conference POY Donald Sims as well as all-league picks Jeremy Clayton and D.J. Thompson.

At UNCW, he recruited Adam Smith, a Parade All-America Second-Team selection.

Coach McMahon and his wife Mary, a former standout for the Furman women's basketball team, have three children – Maris, Mason and Mabry.

THE MCMAHON FILE

Birthdate: April 26, 1978

Age: 42

Hometown: Oak Ridge, Tennessee

College: Appalachian State, 2000

Wife: Mary

Child: Maris, Mason, Mabry

COACHING EXPERIENCE

2000-01 - Appalachian State, Student Asst.

2001-02 - Tennessee, Student Asst.

2002-10 - Appalachian State, Asst. Coach

2010-11 - UNC Wilmington, Asst. Coach

2011-15 - Murray State, Asst. Coach

2015-22 - Murray State, Head Coach

March 22, 2022 - LSU, Head Coach

THE MCMAHON RECORD

YEAR	SCHOOL	/---OVERALL---/		/---CONF.---/		POST SEASON
		W-L	PCT.	W-L	PCT.	
2015-16	Murray State	17-14	.548	10-6	.625	
2016-17	Murray State	16-17	.485	8-8	.500	
2017-18	Murray State	26-6	.812	16-2	.889	NCAA Rd of 64
2018-19	Murray State	28-5	.848	16-2	.889	NCAA Rd of 32
2019-20	Murray State	23-9	.719	15-3	.833	Pandemic Year
2020-21	Murray State	13-13	.500	10-10	.500	
2021-22	Murray State	31-3	.912	18-0	1.000	NCAA rd of 32
2022-23	LSU	12-11	.521	1-9	.100	
Totals	8 years	166-78	.680	94-40	.701	3 NCAA Tourneys
Murray St. 7 years		154-67	.697	93-31	.750	3 NCAA Tourneys
LSU		1 Year	12-11	.521	1-9	.100

2022-23 LSU MEN'S BASKETBALL ROSTER

NO.	NAME	POS.	HT.	WT.	CLASS	EXP.	DOB	HOMETOWN	HIGH SCHOOL	PREVIOUS SCHOOL
0	Trae Hannibal	G	6-2	215	Sr.	TR	Feb. 13, 2001	Elliot, SC	Hartsville HS	Murray State
1	Cam Hayes	G	6-2	185	Jr.	TR	May 29, 2002	Greensboro, NC	Greensobro Day	NC State
2	Cornelious Williams**	F	6-9	210	Fr.	HS	Jan. 18, 2003	Meridian, Miss.	Combine Academy	
3	Justice Hill	G	6-0	175	Sr.	TR	May 14, 2000	Little Rock, Ark.	Little Rock Chistrian	Murray State
4	Kendal Coleman	C	6-8	230	Jr.	TR	March 10, 2002	Shreveport, La.	Captain Shreve	Northwestern State
5	Mwani Wilkinson *	F	6-5	205	Jr.	2L	Aug. 12, 2002	Las Vegas, Nev.	Bishop Gorman	
10	Brandon Egemo	G	6-1	175	Jr.	2L	March 10, 2002	Los Angeles, Calif.	University HS	
11	Justice Williams	G	6-4	175	So.	1L	March 31, 2003	Philadelphia, Pa.	Monteverde Academy	
12	KJ Williams	F	6-10	250	5th Sr.	TR	Sept. 3, 1999	Cleveland, Miss.	Cleveland Central	Murray State
13	Jalen Reed	F	6-10	230	Fr.	HS	Feb. 24, 2003	Jackson, Miss.	Southern California Acad.	
15	Tyrell Ward	F	6-6	185	Fr.	HS	July 27, 2003	Washington, D.C.	DeMatha Catholic	
20	Derek Fountain	F	6-10	225	Jr.	TR	July 12, 2002	Holly Springs, Miss.	Holly Springs	Mississippi State
25	Adam Benhayoune	F	6-5	225	So.	1L	April 21, 2003	Helotes, Texas	Sandra Day O'Connor	
30	Parker Edwards	G	6-2	220	Sr.	3L	Sept. 27, 1999	Covington, La.	Saint Paul's School	Southeastern La.
34	Shawn Phillips	F	7-0	245	Fr.	HS	April 15, 2004	Dayton, Ohio	Dream City Christian	
44	Adam Miller	G	6-3	190	So.	RS	Jan. 23, 2002	Peoria, Ill.	Morgan Park	Illinois

** Preseason injury, expected to redshirt this season; *Shoulder surgery week of Jan. 16; Out for season.

COACHING STAFF

	YEAR AT LSU
Head Coach: Matt McMahon	1st year at LSU (8th season as head coach)
Assistant Coach: Casey Long	1st year at LSU
Assistant Coach: Ronnie Hamilton	1st year at LSU
Assistant Coach: Cody Toppert	1st year at LSU
Chief of Staff: Tim Kaine	1st year at LSU
Special Assistant to the Head Coach: Tasmin Mitchell	6th year at LSU
Director of Player Development: Ronrico White	1st year at LSU
Director of Recruiting: Jeff Moore	1st year at LSU
Strength & Conditioning Coach: Brian Puckett	1st year at LSU
Video Coordinator: Mike Chapman	1st year at LSU
Athletic Trainer: Shawn Eddy	27 (18 with Men's Basketball)
Administrative Asst: Brittany Carvalho (Oklahoma State, 2005)	15 (13 with Men's Basketball)

PRONUNCIATION GUIDE

Matt McMahon -- Mack-Man (like former Tonight Show sidekick Ed McMahon or for younger types like WWE owner Vince McMahon); Mwani -- Mm-wah-nee; Egemo -- Egg-uh-moe; Benhayoune -- Been-uh-yoon; Trae -- Tray; Helotes -- huh-LOW-tuhs.

HOW THE TIGERS WERE BUILT

Via TRANSFER PORTAL

Kendal Coleman -- from Northwestern State
Derek Fountain -- from Mississippi State
Trae Hannibal -- from Murray State
Cam Hayes -- from NC State
Justice Hill -- from Murray State

Via RETENTION

Adam Miller -- Redshirt Sophomore
Mwani Wilkinson -- Junior
Justice Williams -- Sophomore
Adam Benayoune -- walkon sophomore
Brandon Egemo -- walkon junior
Parker Edwards -- walkon senior

Via SIGNING

Shawn Phillips (HS Signee)
Jalen Reed (HS Signee)
Tyrell Ward (HS Signee)
Cornelious Williams (HS Signee)

TRANSACTIONS

Cornelious Williams injured left shoulder ... Probable redshirt candidate ... Justice Williams left the game on Nov. 17 with a left ankle injury, did not play for five games ... Returned to play vs. WF (12/10) ... Cam Hayes left game with NCCU (12/13) late with cramps ... Played in the Winthrop game ... Hayes suffered pain in his right knee during the A&M game (1/7), DND against Florida ... Returned to play at Alabama (1/14) ... Mwani Wilkinson shoulder surgery, Jan. 16, out for season ... Justice Hill away from the team for "personal reasons" announced on Jan. 18; did return to practice on Jan. 26 per Coach McMahon and played on Jan. 28 ... Shawn Phillips did not dress vs. Arkansas (1/25), injury was not announced ... Dressed next game.

A FEW NUMBERS AND NOTES TO START WITH:

- 3 -- Not counting walkons, the Tigers returned just three scholarship players from last season -- 2 who were actually able to play. Adam Miller missed the entire season after an ACL injury.
- 2 -- Number of LSU basketball head coaches (not including interims) to get a win their first SEC season opener (Matt McMahon (2021); Dale Morey (1943).
- 41 -- Number of wins over AP top ten programs since 1948-49.
- 89 -- Number of wins over AP poll team since 1948-49.
- 49 -- Wins in regular season SEC games since the start of 2018-19 season
- 23 -- LSU wins in regular season SEC home games since the start of the 2019-20 season.
- 137-24 -- Record when holding opponents to 70 points or less since the start of the 2012-13 season (9-5 this season).
- 136-44 -- Record since start of 2012-13 season when outrebounding the opponent (7-3 this season).
- 104-9 -- Record since start of 2007-08 season when shooting 50 percent or more in a game (2-0 this season).
- 17 -- Current number of consecutive wins when shooting 50 percent or more in a game.
- 92-0 -- Record since 1966-67 when LSU has a 20+ point lead at halftime (2-0 this season).
- 386 -- Wins for LSU when FT makes is more than opponents FT Attempts (386-58, 86.9%) since 1966-67.
- 33 -- Number of double doubles in his career for KJ Williams (6 this season)
- 106 -- Career wins for KJ Williams at Murray State and LSU.
- 105 -- Career double figure scoring games for KJ Williams at Murray State and LSU.
- 16- Shot clock violations this season ... Tigers led Division I last season drawing 38 shot clock violations, 4 more than any other school in D1
- 6 -- No. of 2 Pt FGs allowed by LSU vs. Akron (11/22) in Cayman Islands. Second time since 1953 that LSU has held an opponent to six two-point field goals in a game.
- 67.7 -- Shooting percentage in second half in win versus Winthrop (12/17) ... LSU was 21-of-31 from the field.
- 5 -- Number of games with double figure three-pointers this season.
- 6 -- Number of LSU players in double figures at Missouri (2/1) ... Most this season.
- 21 -- Number of free throws Derek Fountain (out of 25 attempts) made in two games against Alabama.

WON-LOST MARGIN IN GAMES THIS SEASON

WON-LOST MARGIN IN GAMES THIS SEASON																															
MARGIN	1	2	3	4	5	6	7	8	9	10	11	12	13	14	15	16	17	18	19	20	21	22	23	24	25	26	27	28	29	30	31-plus
Won by		1	2	2				1	1	1	1		1			1													1		
Lost by		1	1					1		2	1		1					1		1	1									1	

TOUGH SEC SCHEDULE

The Tigers faces another Quad 1 team in Mississippi State on Wednesday, the 10th Quad one SEC team LSU has faced, including one Quad 2 team in league play.

THE RECENT GAMES

GAME 23 -- ALABAMA 79, LSU 69 -- February 4, 2023 | PETE MARAVICH ASSEMBLY CENTER | BATON ROUGE, LOUISIANA

RECAP: Through the first 33 minutes, the Tigers for the second straight conference game fought with an entergy that allowed them to stay with a team that had beaten them by 40 just three weeks before ... Rallying from eight points down at the half, LSU cut the game to just two points three times in the second half, the last at the 13:09 mark of the contest, 56-54 ... Alabama was able to hit some key threes to get the lead back up as the two teams combined to go 1-of-20 over the final seven minutes of the game.

LSU's Derek Fountain played his best scoring game of his career, hitting 6-of-9 field goals, with two treys and 12-of-15 at the free throw line to score 26 points with seven rebounds, 2 assists, 4 blocks and no turnovers in 35 minutes. Cam Hayes came off the bench in this game and hit three treys to have 15 points with a co-high eight rebounds. Tigers out rebounded Alabama, 40-35, and 13-4 on the offensive glass, but only had a 6-4 advantage in second chance points ... LSU had its second lowest turnover game of the season with eight miscues and actually had a 7-3 advantage in points off turnovers which allowed LSU to stay in the game, despite only able to shoot 30.6 percent for the game ... For the third straight game, LSU allowed double figure turnovers with 13 by Alabama.

Feb. 4, 2023	PTS	FG	FGA	PCT	3FG	3FGA	PCT	FT	FTA	PCT	OR-DR-TR	HI SCORER	HI REBOUND	HI ASSIST
ALABAMA	79	26	58	.448	13	29	.448	14	15	.933	4-31-35	2 with 14	Miller 10	Jah. Quinley 6
LSU	69	19	62	.306	7	27	.259	24	31	.774	13-27-40	Fountain 26	2 with 8	J Williams 4

GAME 22 -- MISSOURI 87, LSU 77 -- February 1, 2023 | MIZZOU ARENA | COLUMBIA, MISSOURI

RECAP: The Tigers showed their most consistent and sustained offensive output in the game at Missouri with six players in double figures and two with double doubles as LSU made 11 three-pointers and shot almost 41 percent from the field. But it was a start that Missouri had that had them shooting and making three from all angles that spelled the difference as Missouri was able to get as much as an 18-point first half lead. The home Tigers made 11 first-half three-pointers, the most Missouri had made in a half in some 10 seasons ... LSU cut the game to 11 twice in the second half and had three three-pointers in the air to cut the game to single digits, but were unable to make any of them. The Tigers got it back down to 10 in the final 20 seconds.

KJ Williams had his 33rd career double double with 15 points and 11 rebounds, while Derek Fountain had his third career double with 11 points and 11 rebounds. Justice Hill, playing his longest stint since his return, had 13 points, while Adam Miller and Trae Hannibal had 11 each. Cam Hayes added 10 points ... Missouri shot 55.9 percent from the field. LSU out rebounded Missouri, 38-32, and 15-5 on the offensive board, resulting in an 18-7 advantage in second chance points.

Jan. 28, 2023	PTS	FG	FGA	PCT	3FG	3FGA	PCT	FT	FTA	PCT	OR-DR-TR	HI SCORER	HI REBOUND	HI ASSIST
LSU	77	27	66	.409	11	33	.333	12	17	.706	15-23-38	KJ Williams 15	2 with 11	Hannibal 5
MISSOURI	87	33	59	.559	13	27	.481	8	12	.667	5-27-32	Kobe Brown 26	Diaara 10	East 6

GAME 21 -- TEXAS TECH 76, LSU 68 -- January 28, 2023 | PETE MARAVICH ASSEMBLY CENTER | BATON ROUGE, LOUISIANA

RECAP: LSU was unable to make the key plays and stop Texas Tech on the opposite end in the final eight minutes in the final SEC/Big 12 Challenge game ... LSU, after being down eight at the half, was able to get a 56-51 advantage with 8:59 to play. LSU missed its next 10 shots and only had six free throws over the next several minutes as the Red Raiders were able to make some shots to take the lead back.

Texas Tech made 11-of-18 three pointers (61.1%) and shot 25-of-54 for the game (46.3%) ... LSU after shooting 42.9 percent in the first half and 6-of-13 (46.2%) in the second half, was able to only make 10-of-31 in the second half (32.3%) and shot 37.3% for the game (22-of-59). LSU did make nine treys, 9-of-26. LSU was out rebounded, 36-34, by the Red Raiders, but had 17 offensive rebounds, resulting in a 20-14 advantage in second chance point. For the first time in six games, LSU was able to control the points off turnovers, losing the ball 10 times and only being out pointed on off turnovers points, 18-17.

Jan. 28, 2023	PTS	FG	FGA	PCT	3FG	3FGA	PCT	FT	FTA	PCT	OR-DR-TR	HI SCORER	HI REBOUND	HI ASSIST
TEXAS TECH	76	25	54	.463	11	18	.611	15	21	.714	15-21-36	Obanor 22	2 with 7	Harmon 8
LSU	68	22	59	.373	9	26	.346	15	19	.789	17-17-34	Miller 20	KJ Williams 9	J Williams 4

GAME 20 -- ARKANSAS 60, LSU 50 -- January 24, 2023 | BUD WALTON ARENA | FAYETTEVILLE, ARKANSAS

RECAP: The Tigers made just 3-of-25 field goal attempts in the first half of play as Arkansas shut down the Tigers and was able to get easy transition buckets off turnovers in building a 38-14 halftime advantage. The Tigers were able to come out and attack and make some buckets to close the game to 11 points as late as 9:21 to play, but was unable to sustain things the remainder of the game.

For the first time this season, the Tigers were unable to have any players in double figures as Adam Miller and KJ Williams each had nine points. Williams had nine rebounds. LSU shot 25.9 percent from the floor (14-of-54) and 1-of-9 from the arc. Arkansas was 23-of-51 overall with five treys ... Again the points off turnovers was significant as Arkansas recorded an 18-4 advantage as LSU turned the ball over 15 times.

Jan. 24, 2023	PTS	FG	FGA	PCT	3FG	3FGA	PCT	FT	FTA	PCT	OR-DR-TR	HI SCORER	HI REBOUND	HI ASSIST
LSU	40	14	54	.259	1	9	.111	11	16	.688	14-21-35	2 with 9	KJ Williams 11	J. Williams 2
ARKANSAS	60	23	51	.451	5	13	.385	9	12	.750	7-29-36	Davis 16	Mitchell 8	Council 7

KJ WILLIAMS JOINS 2,000-1,000 CLUB

With a three-pointer with 17:40 to go in the second half against Tennessee (1/21), super senior KJ Wilson passed the 2,000-point mark in his career at Murray State and LSU. Williams got his 1,000th rebound on Jan. 7 at Texas A&M and joins a small fraternity of college basketball players to have posted 2,000 and 1,000 in their college career. Williams' year-by-year point totals and rebounds:

2018-19 -- Murray State -- 243 points -- 151 rebounds
2019-20 -- Murray State -- 405 points -- 232 rebounds
2020-21 -- Murray State -- 406 points -- 220 rebounds
2021-22 -- Murray State -- 613 points -- 285 rebounds
2022-23 -- LSU (presently) -- 384 points -- 174 rebounds

A total of 122 players in college basketball, two this season including KJ, now have hit the 2,000-1,000 mark in their careers including some of the biggest names in the history of the game. Among those of interest in Louisiana would be of course Rudy Macklin of LSU (1976-81) who had 2,080 points and 1,276 rebounds. According to an NCAA list of 2,000-1,000 players in college basketball, these players spent time at present SEC schools:

KJ Williams, LSU -- Active -- 2028 points-1043 rebounds

Doug Smith, Missouri -- Last year 1991 -- 2184 points-1305 rebounds
Gerald Glass, Ole Miss -- Last year 1990 -- 2785 points-1087 rebounds
Rudy Macklin, LSU -- Last year 1981 -- 2080 points-1276 rebounds
Reggie King, Alabama -- Last year 1979 -- 2168 points-1279 rebounds
Sidney Moncrief, Ark -- Last year 1979 -- 2066 points-1015 rebounds
Dan Issel, Kentucky -- Last year 1970 -- 2138 points-1078 rebounds
Bailey Howell, Mississippi State -- Last year 1959 -- 2038 points-1277 rebounds

KJ was presented a ceremonial ball honoring his accomplishment by the only LSU player on the list -- Rudy Macklin. His 1,276 rebounds is an all-time best at LSU and his 2,080 points is second only to Pete Maravich in LSU history.

MWANI WILKINSON

After battling through right shoulder pain for much of the season after hurting in the preseason, the situation became too much and earlier this week had season-ending surgery that will allow him to rehab and be ready for next season.

Wilkinson played in nine games this season, averaging 13.0 minutes a game, 2.6 points and 1.6 rebounds.

LSU'S OFFENSE/DEFENSE CONTINUING TO PLAY LONGER, MORE EFFICIENTLY

Despite struggling again from the field shooting, the Tigers for the third consecutive game was able to stay the course for the longest part of the game against Alabama, allowing them to only get as much as a 12-point lead. The Tigers closed the game to two points on three occasions in the second half but just couldn't make enough shots to get past the Tide.

LAST THREE GAMES

In the last three games, LSU has lost to Texas Tech, 76-68; Missouri, 87-77; and, Alabama, 79-69. All losses but all games where LSU was more competitive and more locked into the game for longer periods of time.

In the last three games, the Tigers have averaged 71.3 points and averaged just 10 turnovers a game. LSU has out rebounded opponents in those three games 37.3 to 34.3 and 45-24 on the offensive boards.

The Tigers are 68-of-187 in the three games (36.4%) while opponents are 84-of-171 (49.1%). Where the disparity really comes in is in the last three games, opponents have made 37-of-74 three-point field goals (50.0%), while LSU is just 27-of-86 or 31.4 percent. LSU has averaged, however, nine threes over LSU has been able to get to the line more frequently in the three games, making 51-of-67 at the line, compared to 37-of-48 for opponents.

Four players have averaged in double figures the last three game combined – Derek Fountain (15.7), KJ Williams (12.3), Adam Miller (12.0) and Cam Hayes (11.3). KJ Williams has averaged 9.3 rebounds, while Fountain averaged 8.0.

OTHER ALABAMA NUMBERS

For the second straight game, the Tigers won the rebounding battle, 40-35, against Alabama after a 38-32 board advantage at Missouri in the previous game. LSU had a 15-5 advantage on the offensive boards against Mizzou and 13-4 versus Alabama.

But the Tigers could not convert those opportunities into points, getting just a 6-4 advantage over the Tide in second chance points.

WEDNESDAY'S OPPONENT

Mississippi State is coming off a 63-52 win over Missouri on Saturday in Starkville. Tolu Smith had 25 points and 12 rebounds for State while three players – D.J. Jeffries, Cameron Mathews and Tyler Stevenson each had 10 points. State made 21-of-50 from the field (42 percent with 3-of-20 from the arc. Mississippi State had 32 points in the paint in the contest.

For the season, the Bulldogs, winners of three straight over TCU, South Carolina and Missouri, are led statistically by Smith at 14.9 points and 8.4 rebounds a game. Three others players are averaging between 8.2 and 8.9 points. In league play, Smith averages 12.9 points and Shakeel Moore is at 10.4 points.

Chris Jans is in his first season as the coach at Mississippi State.

LSU leads the series with Mississippi State, 114-102, with wins in the last four games, including 2019 and 2021 in Starkville. State leads at home, 60-40, in the long running series that dates back to 1909.

POINTS IN THE PAINT

In the 10 conference games, opponents have a 310-246 advantage in points in the paint. Tennessee only actually had a 2-point advantage over LSU, 32-30, Mizzou just four points and Alabama two.

LSU had the advantage in the paint in the game the Tigers won over Arkansas (12/28), 40-36.

POINTS OFF TURNOVERS

Turnovers have been a problem for LSU for a lot of the season, but more importantly what has resulted in opponents points off turnovers have really been a factor for the Tigers.

In the seven SEC games prior to Saturday's Alabama game, LSU had given up 137 points off turnovers (the number being 137 for opponents to 44 for LSU):

Missouri (2/1) – Missouri 17, LSU 14

Arkansas (1/24) – Arkansas 18, LSU 4

Tennessee (1/21) – Tennessee 33, LSU 7

Auburn (1/18) – Auburn 15, LSU 2

Alabama (1/14) – Alabama 19, LSU 2

Florida (1/10) – Florida 23, LSU 5

A&M (1/7) – A&M 17, LSU 10

With both teams having single digit turnovers in the Alabama game (2/4), the Tigers were able to get the 7-3 advantage in points off in that game. The lack of turnovers allowed LSU to play better defense allowing them to set their plan when Alabama came down court.

DEREK FOUNTAIN

Derek Fountain continues to play some of his basketball of his college career this season at LSU and he again showed out on Saturday versus Alabama (2/4). Fountain played 35 minutes, hitting 6-of-9 three pointers, including his third and fourth three-pointers of the year. More importantly he hit 12-of-15 free throw attempts as he drew nine fouls. He finished with 26 points, seven rebounds, two assists, four blocks and no turnovers.

In two games against Alabama, he was 21-of-25 at the free throw line.

Derek Fountain moved into the starting lineup before the Wake Forest game (12/10) and has posted very good numbers with double figures in seven contests since then, including his three collegiate double doubles:

Vs. Wake Forest – 30 minutes, 11 pts, 5 rebs, 4-5 FGs, 3 FTs, 4 steals

Vs. NCCU – 30 minutes, 17 pts, 14 rebs, 6-9 FG, 5 FTs, 2 blks, 1 steal

Vs. ETSU – 27 minutes, 11 pts, 8 rebs, 4-5 FG, 2 asts, 1 steal

Vs. Arkansas – 29 minutes, 14 pts, 10 rebs, 5-9 FG, 1 asts, 1 steal

Vs. Texas Tech – 22 minutes, 10 pts, 6 rebs, 3-5 FG, 4-4 FTs, 1 blk

At Missouri – 31 minutes, 11 pts, 11 rebs, 5-12 FG, 1-3 FTs, 1 steal

Vs. Alabama – 35 minutes, 26 pts, 7 rebs, 6-9 FG, 12-15 FTs, 4 blks

In all he has seven double figure scoring games.

Fountain is averaging 8.1 points, 5.7 rebounds and 1.3 steals a game overall and 8.9 points and 6.1 rebounds in league games.

Since moving into the starting lineup, Fountain's average has gone from 5.1 to 8.1 and his rebound average from 3.8 to 5.7.

Fountain's best season of his two at Mississippi State was the 2020-21 campaign when as a freshman he started 10-of-19 games and averaged 5.4 points. Ironically, his career high came against LSU in Baton Rouge when he scored 20 points.

FOUNTAIN'S FOUL NUMBERS

Derek Fountain's nine fouls drawn Saturday versus Alabama (2/4) and his 21-of-25 at the free throw line for the two meetings against Alabama brought together a few memories of recent Tigers that drew a lot of free throw opportunities.

Cam Thomas in his season at LSU (2020-21) drew 10 fouls against UGA and 11 versus Missouri that year. He was a combined 20-of-24 on free throws versus Georgia in the two matchups.

Ben Simmons drew 13 fouls in an SEC game versus Florida in the 2015-16 season. He was a combined 24-of-28 on free throws in the two games against Florida that year.

THE STARTS, THE WINS, DOUBLE DOUBLES AND MORE FOR KJ

Two milestones in this five-year career of KJ Williams took place on against Wofford (11/27) as the Tigers won 78-75.

The game marked his 100th win of his college career in games he has played in. He came to LSU with 94 wins in games he participated in at Murray State, and now has 106 and counting.

KJ has 105 games in double figures for the season, 19 this season.

KJ now has 113 college starts between Murray State and LSU and he has started every game (82) over the 2020-21, 2021-22 and now 2022-23 seasons.

And, when he made his one three-pointer against NCCU (12/13) (with 1:09 to go in the first half), it was his 100th career three-point field goal made. He is now at 120 career made three-pointers.

Earlier in the year against Wake Forest (12/10), he made 7-of-9 three-pointers. He is 38-of-88 for the season from the arc (43.2 percent) and overall from the field 139-of-284 (48.9%).

Here are the Williams double doubles this season:

- Vs. Kansas City (11/9) – 13 points, 14 rebounds**
- Vs. Kansas State (11/23) – 17 points, 10 rebounds**
- Vs. Wake Forest (12/10) – 35 points, 10 rebounds**
- Vs. NC Central (12/13) – 18 points, 12 rebounds**
- Vs. ETSU (12/21) – 28 points, 12 rebounds**
- At Missouri (2/1) – 15 points, 11 rebounds**

He had just missed double doubles in the previous two games before Missouri with nine points and 11 rebounds against Arkansas (1/24) and 14 points and nine rebounds against Texas Tech (1/28). Entering play on the weekend, Williams was third in career double doubles among active SEC players:

Oscar Tshiebwe, Kentucky – 53
Jayveous McKinnis, Ole Miss – 39
KJ Williams, LSU – 33

FIVE IN MAJOR SEC NUMBERS, INCLUDING KJ WILLIAMS

Entering play on the week, there are five players that at this point in the season are in the top 10 in the Southeastern Conference in points, rebounds and field goal percentage:

Brandon Miller, Alabama – 1st – 18.83 points; 5th – 8.22 rebounds; 9th – .452 FG Pct.
KJ Williams LSU – 3rd – 16.70 points; 7th – 7.57 rebounds; 6th – .485 FG Pct.
Oscar Tshiebwe, Kentucky – 5th – 15.90 points; 1st – 13.62 rebounds; 3rd – .555 FG Pct.
GG Jackson II – SC – 6th – 15.83 points; 8th – 6.65 rebounds; 10th – .384 FG Pct
Colin Castleton, UF – 7th – 15.57 points; 6th – 7.70 rebounds; 5th – .500 FG Pct.

CAM HAYES EARNING PLAYING TIME

He's come a long way since the second game of the season when NC State transfer Cam Hayes didn't get off the bench (Coach's Decision). Since then there have been nine double figure games, including against Missouri (2/1) and Alabama. He has started a total of 10 games.

In three of those games in December, Hayes had 13 points, 6 rebounds, no turnovers against Wake Forest (12/10); 14 points, 7 rebounds vs. NCCU (12/13) and 25 points, 4 treys against Winthrop (12/27).

Hayes against Kentucky (1/3) started 2023 off right with 11 points on 3-of-5 shooting, including a big three-pointer in the corner in the second half and then three free throws when fouled on a distance attempt in the final half minute. He followed with a 10-point game against A&M (1/7).

It was in the first half of the A&M game that he tweaked his right knee and he did not dress against Florida. But he was back against Alabama (1/14), coming off the bench for 20 minutes and scoring 10 points.

Against Missouri, Hayes scored 10 points with two treys and three assists, while against Alabama (2/4), he made three treys and had 15 points, eight rebounds with an assist and a block in 28 minutes off the bench.

At NC State, Hayes averaged 7.8 points in 20-21 and 7.0 points in 21-22. He shot 38.6 percent as a freshman and 33.5 percent as a sophomore. So far at LSU, Hayes is 60-of-134 or 44.8 percent with 26 treys and 25-of-30 at the line (83.3 percent).

He is averaging 8.1 points and 2.0 assists.

ADAM MILLER

The Adam Miller shooting well from long distance returned against Texas Tech has he hit 5-of-10 outside the arc. He finished with his fourth 20-point game of the season against the Red Raiders.

It was the first time he hit five since he hit five each in the Kentucky (1/3) and A&M games (1/7). For the season, Adams has made 52 three-pointers.

Miller earned all-tournament honors in the Cayman Islands Classic after averaging 15.7 points, 1.3 rebounds and 2.0 assists in the three games of the tournament. He had a best of 23 against Akron when he hit five three-pointers in the Tigers semifinal wins.

Against Wofford (11/27), he was important for the Tigers rallying win, hitting a late three-pointer that gave the Tigers the winning points in the game.

His season highs are 26 points against Arkansas State, 11/12 and Wofford, 11/27.

He has hit four or more treys in a game this season seven times, including the four games he scored 20 or more this season:

- 6 – vs. Wofford (11/27)**
- 5 – vs. Texas Tech (1/28)**
- 5 – at Texas A&M (1/7)**
- 5 – at Kentucky (1/3)**
- 5 – vs. Akron (11/22)**
- 4 – vs. Arkansas State (11/12)**
- 4 – vs. Kansas City (11/9)**

Miller hadn't played in a counting regular season game since March of 2021 when Illinois played its final game of the 2020-21 season. He transferred to LSU but tore his ACL prior to the team's exhibition game and missed the entire 2021-22 season. He was medically cleared during the summer for a full go this season and Tiger fans couldn't be happier.

Miller has started all 54 games he has played in (31 at Illinois) and is averaging 11.7 points per game (second on the team) to go with 2.2 rebounds and 1.3 assists. Miller has 12 games in double figures.

TRAE HANNIBAL

After a successful start to SEC play, the senior transfer from Murray State was named SEC Player of the Week (1/2) after his play in the win over Arkansas in which LSU rallied from six down in the second half to win by three.

Hannibal played 22 minutes off the bench, hitting 9-of-14 shots, including 6-of-7 in the second half, to finish with 19 points and six assists, along with a +/- team best number of +10.

SCORING BREAKDOWNS

CLASS	PTS	PCT.
Freshmen	93	6.2
Sophomores	341	22.1
Juniors	438	28.4
Seniors/Grads	672	43.5
SCORING	PTS	PCT.
Starters	1111	71.9
Bench	433	28.0
POINTS IN PAINT	PTS	APG
LSU	642	27.9
Opponents	689	29.5
POINTS OFF TO	PTS	APG
LSU	280	12.2
Opponents	324	14.1
SECOND CHANCE POINTS	PTS	APG
LSU	241	10.5
Opponents	249	10.8
BENCH SCORING	PTS	APG
LSU	433	18.8
Opponents	373	16.2
FT% LAST 4 MINUTES	OVERALL	PCT
LSU (30-39, .769, SEC)	54-73	.740
Opponents (28-38, .737, SEC)	56-79	.709
FG% LAST 4 MINUTES	OVERALL	PCT
LSU (24-70, .343, SEC)	54-133	.406
Opponents (24-62, .387, SEC)	47-117	.402
3FG% LAST 4 MINUTES	OVERALL	PCT
LSU (6-23, .261, SEC)	15-49	.306
Opponents (5-18, .278, SEC)	9-41	.219

DOUBLE FIGURE SCORING GAMES

-- (61) -- KJ Williams 19, Adam Miller 12, Cam Hayes 10, Derek Fountain 9, Juice Hill 6, Trae Hannibal 6

DOUBLE DOUBLE -- KJ Williams 6, Derek Fountain 3

20-POINT GAMES (Season) -- (11) -- KJ Williams (5) 33 (vs. Illinois State); 35 (vs. Wake Forest); 28 (vs. ETSU); 23 (at Kentucky); 23 (vs. Florida)
Adam Miller (4) 26 (vs. Ark. St.), 23 (vs. Akron); 26 (vs. Wofford), 20 (vs Texas Tech).
Cam Hayes (1) 25 (vs. Winthrop)
Derek Fountain (1) 26 (vs. Alabama)

OPENING JUMP BALL CONTROLLED -- LSU 7, Opponents 16

SCORED FIRST LSU POINTS -- Wilkinson 3, KJ Williams 7, Miller 6, Hill 1, Hayes 4, J. Williams 1, Ward 1

PLAYERS SCORING IN DOUBLE FIGURES BY GAME

0	1	2	3	4	5/more
0	1	7	12	1	1

POINTS BY POSSESSION STATS

OPPONENT	OFF PPP	DEF PPP
Kansas City	1.072	0.851
Arkansas St.	1.000	0.825
New Orleans	1.282	0.849
Illinois State	1.000	0.813
Akron	0.984	0.935
Kansas State	0.894	0.897
Wofford	1.219	1.190
UT Arlington	0.984	0.952
Wake Forest	1.075	1.045
NCCU	1.015	0.864
Winthrop	1.348	1.157
ETSU	1.043	1.015
Arkansas	0.896	0.891
Kentucky	1.203	1.345
Texas A&M	0.903	1.095
Florida	0.836	1.063
Alabama	0.943	1.472
Auburn	0.778	1.098
Tennessee	0.903	1.283
Arkansas	0.645	1.000
Texas Tech	1.133	1.310
Missouri	1.085	1.299
Alabama	0.958	1.179

LSU Offensive PPP High: 1.348 vs.

Winthrop

LSU Offensive PPP Low: 0.645 vs. Ark.

LSU SEC Offensive PPP High: 1.472 by Ala.

LSU SEC Offensive PPP Low: 0.645 vs. Ark

Opp. Offensive PPP High: 1.472 by Ala.

Opp. Offensive PPP Low: 0.813 by Ill. St.

Opp. SEC Offensive PPP High: 1.472 by Ala.

Opp. SEC Offensive PPP Low: 0.891 by Ark

LAYUPS AND DUNKS

OPPONENT	LSU	OPP.
Kansas City	12-21	12-21
Arkansas State	9-22	12-21
New Orleans	16-22	13-20
Illinois State	16-22	14-21
Akron	8-13	6-11
Kansas State	11-14	13-19
Wofford	14-19	14-19
UT Arlington	8-21	15-28
Wake Forest	15-22	20-24
NCCU	18-28	11-22
Winthrop	16-23	18-29
ETSU	16-24	14-21
Arkansas	20-37	15-24
Kentucky	11-15	15-17
Texas A&M	5-14	20-22
Florida	11-22	14-18
Alabama	7-23	14-19
Auburn	7-24	11-21
Tennessee	15-22	12-16
Arkansas	9-22	14-20
Texas Tech	10-20	12-24
Missouri	13-25	15-22
Alabama	10-24	12-24

TOTALS **277-509** **341-502**
PCT. **54.4%** **67.9%**

IN SEC GMS **118-248** **154-227**
47.6% **67.8%**

Hannibal's game is coming off a screen and driving through traffic through the lane and scoring. He did that again at Kentucky (1/3) when his team needed it most.

Against the Wildcats he posted 12 points, playing 29 minutes off the bench, making 5-of-6 field goals to record 12 points and four assists. In his first start against Texas A&M (1/7), despite two early fouls, he was on the floor for 24 minutes, scoring nine points with five rebounds and four assists.

Against Auburn (1/18), Hannibal struggled to score inside but his constant driving to the rim allowed him to get fouled eight times. He made 10-of-12 free throws and finished with a game co-high of 16 points. He followed it with 10 in the Tennessee game (1/21) and hit four field goals with five rebounds for eight points at Arkansas (1/24).

Against Missouri (2/1), he was 3-of-5 from the field and 5-of-6 from the line for 11 points and his sixth double figure scoring game, fifth in league play.

In the last four games he played, Hannibal is 14-of-24 from the field.

Hannibal has averaged 20.8 minutes a game and is averaging 6.9 points, 4.3 rebounds and 2.5 assists per game. In the league, he is averaging 6.3 points.

Against Florida (1/10), he pulled down 12 rebounds, his career high in boards and his second double figure rebound game of his career.

Hannibal was a DNP against Alabama (2/4), coach's decision.

JUSTICE HILL

With Hill's return for the Texas Tech game (1/28), the depth at the guard position is helped for the LSU Tigers.

Justice Hill is in his third year of playing for Coach McMahon as he helped guide the Racers for two seasons, including last year when the team was 31-3.

Hill has posted seven games of five assists or more this season.

Justice Hill's fake of the defender and drive through an open lane was a game-winner for the Tigers against Wake Forest (12/10) with 1.2 seconds to play at Holiday Hoopsgiving.

Against Missouri (1/2), Hill played 35 minutes and had his co-second highest game of the year with 13 points and also had four assists. It was his first double figure scoring game since the finals of the Cayman Island Classic against Kansas State on Nov. 23.

He averages 3.2 assists a game with an assist-to-turnover ratio of 2.03. He has 65 assists and 32 turnovers. He is averaging 7.0 points this season at LSU.

JUSTICE WILLIAMS

After missing five games earlier in the season because of a sprained ankle, Justice Williams has continued to improve and earned his starts in this his sophomore season in the last five games.

Excluding the Missouri game on Wednesday, in those first four games of the five he played 119 of a possible 160 minutes with no less than 31 minutes. Including the Alabama game (1/14) in which he came off the bench to play 20 minutes, in those particular five games he has recorded 30 points, 16 rebounds and 16 assists.

Williams played just two minutes in that Missouri game, then played 28 minutes against Alabama (2/4), scoring four points with four assists.

Williams played 31 minutes, had a career high six boards with seven points on 3-of-7 shooting with a three-pointer against Auburn and then against Tennessee, he played a career-high 35 minutes, scoring five points with two rebounds and four assists. Against Arkansas (1/28), he had 7 points to go with two rebounds and two assists. In the last seven games he is 8-of-9 at the free throw line.

He returned after missing the five games on Dec. 10 against Wake Forest.

Both years, he has struggled with injury problems at LSU. Last season, he missed the entire non-conference schedule as a freshman before being thrust into action due to other injuries at the start of conference play.

For the season, Williams is averaging 3.8 points and 1.6 rebounds and 1.7 assists.

SHAWN PHILLIPS

The freshman, saw his first action since Nov. 21 against Arkansas (12/28) and his longest stint of the season at that point with close to five minutes with an offensive rebound.

In the game against Alabama (1/14), he was on the court for some 13 minutes, scoring two points with four rebounds.

He did not dress against Arkansas (1/24) after an undisclosed injury but did dress against Texas Tech (1/28).

Phillips played over 10 minutes against Missouri (2/1) with two boards and a steal and played five minutes against Alabama, making both field goal attempts, including an alley oop dunk to finish with four points.

For the season, Phillips has played in 12 games, averaging 0.8 points and 0.8 rebounds.

TYRELL WARD

Dematha Catholic freshman Tyrell Ward started his first game of the season against Alabama (2/4), playing 20 minutes with two points and one assist and a steal.

Ward has seen action in 13 games this season and against Florida (1/10), he made great contributions during his season high 17 minutes, making 2-of-3 from the arc. He made the most of 7:51 of playing time against Missouri (2/1), hitting 2-of-3 from the arc for six points, equaling his season time.

He is averaging 7.7 minutes a game and is averaging 1.6 points a game.

JALEN REED

The freshman from Jackson, Mississippi started the first eight games and returned to the starting lineup against Arkansas (1/24), where he played 28 minutes. He played 15 minutes off the bench against Texas Tech (1/28) with three points at the free throw line, three rebounds, and a block.

Against UNO (11/17) he scored eight points, hitting all three field goal attempts in 21 minutes. He added six rebounds and a steal in the game.

Against Tennessee, Reed played 22 minutes off the bench and had his season best of nine points, hitting 3-of-5 field goals and adding three free throws. He also had five rebounds in the game.

For the season, Reed is averaging 2.7 points and 2.9 rebounds. He was able to pull a season high of seven rebounds against Alabama (1/14).

Reed is the son of the late SEC star Justin Reed, who played at Ole Miss (2000-04).

KENDAL COLEMAN

Coleman played 11 minutes against Wofford (11/27), making both field goal attempts and 3-of-3 at the line to finish with seven points, his second highest total of the season.

In the next game against UTA (12/2), Coleman played 13 minutes, making 3-of-4 field goals to again score seven points with six rebounds.

Against NCCU, he made the most of his six-plus minutes, making both field goal attempts with a rebound and a block. It has been the case when asked, Coleman has made the most of his minutes. In the Winthrop game (12/17), Coleman made 2-of-4 from the field with five points and two blocks and for the second time this season grabbing seven rebounds.

Coleman had five points against Alabama (1/14) and has played 10 minutes in two-of-the-last-four games, while scoring nine points and going 3-of-8 from the field and 3-of-4 from the line.

The Northwestern State transfer is averaging 2.3 points and 2.1 rebounds
Coleman's season high at LSU was eight points versus Illinois St. in the Cayman Islands (11/21).

SHOT CLOCK VIOLATIONS

Last year, LSU was the Division I leader in shot clock violations drawn according to @CBBAnalytics with 38, four more than Richmond and Virginia in college basketball. The total so far this season is 16.

FIELD GOAL PERCENTAGE

Last year, LSU was 16-1 when opponents shot under 40 percent and LSU is 4-1 this year in that category as Kansas City (32.8%), Arkansas State (38.6%), Akron (25.9%), UTA (37.5%) and Florida (39.6%) have shot under 40 percent overall.

The Tigers are 56-3 since the start of the 2017-18 season when opponents shoot under 40 percent.

However, LSU was 6-10 last year when opponents shoot 40 percent or better from the field. LSU is 7-10 this season when teams shoot over 40 percent.

The Missouri game (2/1) was just the second game since the Jan. 3 game against Kentucky that the Tigers have shot better than 37 percent from the field. LSU shot 40.9 percent against Missouri (27-of-66) and 47.7 percent against Tennessee (21-of-44).

Against Alabama (1/14), Auburn (1/18) and at Arkansas (1/24), LSU shot no better than 29 percent in any of those games.

Offensively, the Tigers have won the last 17 games when shooting 50 percent or more in a game and LSU is 104-9 in the last 112 games when LSU shot 50 percent or better since the start of the 2007-08 season. The 50 percent games this season:

LSU vs. UNO (11/17) – 30-of-58, 51.7%

LSU vs. Wofford (11/27) – 28-of-53, 52.8%

LSU vs. Winthrop (12/17) – 35-of-64, 54.7%

FROM THE ARC

The Tigers last season shot just 31.6 percent from the arc and LSU has not shot over 35 percent from the arc since 2012-13 season.

And LSU is at 32.9 percent from the arc (165-501). LSU has made 27 threes the last three games, but was only 7-of-27 (25.9%) against Alabama (2/4). However, the 27 in the last three games is better than the three games before that when LSU made just a combined nine three-pointers.

With opponents shooting 50 percent combined in the last three games, opponents are now almost even with LSU in percentage at 32.6 percent (178-of-546). It was the Texas Tech (1/28) when opponents season percentage finally got over 30 percent.

LSU has hit double figure treys in five games for the season:

12 vs. UNO

10 vs. Wake Forest

11 vs. Winthrop

11 at Kentucky

11 at Missouri

THE MARAVICH CENTER

The Tigers are in their 52nd season of play in the Pete Maravich Assembly Center, originally known as the LSU Assembly Center until 1988 when the building was renamed by state government legislation following the untimely death of the star LSU player.

The Maravich Center is the fourth oldest continuous basketball arena in the league having hosted its first game in January 1972. Memorial Gym at Vanderbilt opened in 1952, Stegeman Coliseum at UGA in 1964 and Coleman Coliseum at Alabama opened in 1968.

LSU was 15-2 a year ago in the building and in 821 games the Tigers have an on-court record of 614-207 (74.9%) ... LSU is 283-163 in conference games (63.6%).

The loss to Florida on Jan. 10 ended a 13-game winning streak in the building by LSU.

ON THE ROAD

LSU is trying to stop an eight-game losing streak on opponents' home courts dating back to last year. LSU lost its final three road games a year ago and is 0-5 this season.

ITS A FATHER AND SON THING

There are a couple of guys who knows something about the Southeastern Conference because their fathers played in the league with good success.

Director of Player Development Ronrico White's father, Tony, was an All-America at Tennessee. Tony White played from 1983 to 1987 at Tennessee.

Then there is freshman Jalen Reed from Jackson, Mississippi, whose late dad, Justin, was an All-America at Ole Miss and the SEC Freshman of the Year in 2001. Justin Reed was an All-SEC selection in each of his four years at Ole Miss, guiding the Rebels to a first ever "Sweet Sixteen" appearance for the program.

LATE SATURDAY START FOR TIGERS ON SATURDAY

LSU will have its third rematch of the season on Saturday as Texas A&M comes to Baton Rouge. It will be the late SEC Network telecast, tipping at 7:30 p.m. CT.

FALL 2022 LSU SIGNEES

Corey Chest, New Orleans, La. Link Academy, Brandon, Mo.

The four-star recruit will play this season at Link Academy in Brandon, Missouri. Chest (6-8, 210) played the 2021-22 season at Eleanor McMain High School in New Orleans. He is ranked No. 75 in the 247sports.com and 89 in their national composite rankings. He is listed No. 95 in the ESPN Top 100 for the class of 2023.

Chest was a Class 4A First Team All-State selection in Louisiana averaging 17 points, 10 rebounds, three assists and four blocks. McMain was 28-8 last season and reached the Class 4A title game each of the last two years.

This season, he is listed by 247sports as the No. 16-ranked power forward and No. 2 player in the state of Missouri. He was previously listed as the No. 1 player in the state of Louisiana for the class of 2023 at the end of the 2021-22 basketball season.

Chest also played in the NIKE EYBL circuit for team LIVOn-Fleur De Lis and played for former LSU star and NBA player, Randy Livingston.

Mike Williams, Baltimore, Md. Bishop Walsh HS

Williams, who will play for Bishop Walsh High School in Cumberland, Maryland, is listed at 6-3, 180 pounds and is listed at No. 96 in the nation by 247sports.com and 101 by On3.com.

Williams made a midseason switch to Bishop Walsh this past season which will play in the National Interscholastic Basketball Conference against some of the top schools in the country. In the 60th Alhambra Catholic Invitational Tournament, billed as the most prestigious Catholic high school tournament in the country, Williams averaged 16.7 points per game, 3.9 rebounds, 1.3 assists and 2.0 steals.

In the PrepHoops.com web site for Maryland, Williams is listed as the No. 4-ranked player in the state entering his senior season.

Williams was one of the prospects in the class to show great improvement this summer on the UAA Circuit with Team Thrill of Maryland which won Under Armour Association championship.



TRAE HANNIBAL

Guard · 6-2 · 215 · Senior · TR · Elliott, South Carolina (Murray State)

0

Top Performances

Points	
Season:	19, vs. Arkansas, 12/28/22
Career:	20, at SE Mo. St., 2/26/22

Rebounds	
Season:	12, vs. Florida, 1/10/23
Career:	12, vs. Florida, 1/10/22

Field Goals Made	
Season:	9, vs. Arkansas, 12/28/22
Career:	9, vs. Arkansas, 12/28/22

3 PT FG Made	
Season:	1, vs. Arkansas, 12/28/22
Career:	2, twice

Free Throws Made	
Season:	10, vs. Auburn, 1/18/23
Career:	10, vs. Auburn, 1/18/23

Assists	
Season:	6, vs. Winthrop, 12/17/22
Career:	12, vs. Eastern Illinois, 1/20/22

Blocks	
Season:	1, twice
Career:	1, nine times

Steals	
Season:	4, vs. Kansas St., 11/23/22
Career:	4, four times

Minutes Played	
Season:	29, twice

Top Career Scoring Games

1. 20 – at Southeast Missouri State, 1/29/22
2. 19 -- vs. Arkansas, 12/28/22
- 19 – vs. Middle Tennessee, 12/4/21
4. 18 – vs. San Francisco, 3/17/22
- 18 – vs. Tennessee Wesleyan, 12/15/21
6. 16 – vs. Auburn, 1/18/23
7. 15 – vs. Southeast Missouri State, 12/30/21
- 15 – vs. James Madison, 11/24/21
- 15 – at Georgia, 2/27/21
- 15 – vs. Missouri, 2/20/21

Complete bio

Senior Season (2022-23)

12 points in the rallying win over Wofford (11/27) ... 4-of-6 field goals most of points coming late when LSU was down five ... Played 23 minutes or more in last three games ... Six assists, no turnovers in win over Winthrop (12/17) ... Spectacular game against Arkansas, making 9-of-14 field goals and scoring 19 points, one off his career high ... Named SEC POW for his efforts against Arkansas ... Followed that up with a 12-point effort at UK (1/3), making 5-of-6 field goals with four assists ... Career high 12 rebounds against Florida (1/10), second double figure game of college career in rebounds ... After 16 against Auburn, goes back-to-back in double figures with 10 points against Tennessee (1/21), making 5-of-6 from the field ... Hannibal had his sixth double figure game, hitting 3-of-5 field goals and 5-of-6 free throws to score 11 with five assists at Missouri (2/1)

Hannibal's Game-by-Game Statistics

2022-23	OPPONENT	MIN	FG	3FG	FT	REB	PF/D	A	TO	BLK	STL	PTS	+/-
	Kansas City	19	1-3	0-0	5-9	8	3	2	2	0	1	7	+5
	Arkansas State	22	0-4	0-0	4-5	5	2	2	3	0	3	4	+1
	UNO	17	2-7	0-0	3-5	2	1	0	2	0	0	7	+2
	vs. Illinois State	14	0-2	0-0	0-0	4	3	4	3	0	0	0	+7
	vs. Akron	23	0-1	0-0	0-0	5	2	3	1	0	2	0	+8
	vs. Kansas State	28	1-1	0-0	0-0	5	2	4	1	0	4	2	-8
	Wofford	29	4-6	0-0	4-4	4	1	2	2	0	0	12	+11
	UT Arlington	20	1-3	0-0	5-7	4	3	4	4	1	0	7	+12
	vs. Wake Forest	4	0-2	0-0	0-0	0	1	0	0	0	0	0	-6
	NC Central	17	1-3	0-1	2-2	2	0	4	3	0	0	4	+1
	Winthrop	21	2-2	0-0	0-1	3	2	6	0	0	0	4	+6
	East Tennessee State	14	2-4	0-0	3-3	6	2	2	2	0	0	7	0
	Arkansas	22	9-14	1-2	0-2	6	0	2	1	0	0	19	+10
	at Kentucky	29	5-6	0-0	2-4	3	2	4	4	0	1	12	+5
	at Texas A&M	24	2-9	0-0	5-9	5	3	4	3	9	2	9	+1
	Florida	28	1-6	0-0	2-2	12	2	3	4	0	2	4	-14
	at Alabama	16	1-2	0-0	0-0	6	1	3	0	0	0	2	-23
	Auburn	23	3-11	0-1	10-12	2	2	1	1	1	0	16	-16
	Tennessee	25	5-6	0-0	0-0	3	4	0	4	0	1	10	-15
	at Arkansas	19	4-10	0-0	0-0	5	0	0	1	0	0	0	-17
	Texas Tech	20	2-3	0-0	3-4	2	1	1	1	0	1	7	-13
	at Missouri	21	3-5	0-0	5-6	3	1	5	3	0	0	11	-1
	Alabama	DNP -- Coach's Decision											
	at Mississippi State												
	Texas A&M												
	at Georgia												
	South Carolina												
	Vanderbilt												
	at Ole Miss												
	Missouri												
	at Florida												
	SEC Tournament												

Hannibal's Career Stats

YEAR	GP-GS	MIN/AVG	FG-FGA	PCT.	3FG-FGA	PCT.	FT-FTA	PCT.	REB.-AVG	PF-FO	AST	TO	BLK	STL	PTS-AVG.
AT SOUTH CAROLINA															
19-20	26-0	326/12.6	39-92	.424	2-13	.154	24-40	.600	54-2.1	45-0	32	39	3	32	104-4.0
20-21	20-0	333/16.7	39-89	.438	7-13	.538	34-40	.850	64-3.2	36-0	40	42	1	20	119- 6.0
AT MURRAY STATE															
21-22	34-1	744/21.9	108-208	.519	4-13	.308	94-131	.718	173-5.1	53-2	84	65	3	40	314-9.2
LSU															
22-23	22-3	457/20.8	49-110	.445	1-4	.250	53-75	.707	95-4.3	38-0	56	45	2	17	152-6.9
TOTALS	1-2-4	1861/18.2	235-499	.471	14-43	.326	205-286	.717	386-3.8	172-2	212	191	9	109	689-6.8



CAM HAYES

Guard • 6-2 • 185 • Junior • TR • Greensboro, North Carolina (NC State)

1

Top Performances

Points	
Season:	25, vs. Winthrop, 12/17/22
Career:	25, vs. Winthrop, 12/17/22

Rebounds	
Season:	8, vs. Alabama, 2/4/23
Career:	8, vs. Alabama, 2/4/23

Field Goals Made	
Season:	8, vs. Winthrop, 12/17/22
Career:	8, vs. Winthrop, 12/17/22

3 PT FG Made	
Season:	4, vs. Winthrop, 12/17/22
Career:	4, three times

Free Throws Made	
Season:	5, vs. Winthrop, 12/17/22
Career:	8, vs. Louisiana Tech, 11/27/21

Assists	
Season:	6, vs. Wake Forest, 12/10/22
Career:	9, at Pittsburgh, 2/17/21

Blocks	
Season:	1, three times
Career:	2, vs. Texas Southern, 11/21/21

Steals	
Season:	2, three times
Career:	4, vs. Charleston So., 11/25/20

Minutes Played	
Season:	32, vs. Kentucky, 1/3/23

Top Career Scoring Games

- 25 -- vs. Winthrop, 12/17/22
- 20 -- at Notre Dame, 3/3/21
- 17 -- vs. UMass Lowell, 12/3/20
- 16 -- vs. North Carolina, 2/26/22
- 16 -- vs. Richmond, 12/17/21
- 16 -- vs. Oklahoma State, 11/17/21
- 16 -- at Virginia, 2/24/21
- 15 -- vs. Alabama, 2/4/23
- 15 -- vs. Louisville, 12/4/21
- 14 -- at Georgia Tech, 2/15/22
- 14 -- vs. Louisiana Tech, 11/27/21

Complete bio

Senior Season (2022-23)

Hayes has his first double figure game as a Tiger, scoring 13 points with three treys in 16 minutes vs. UNO (11/17) ... Back-to-back double figure games with 10 vs. Illinois State (11/21) ... For the second time, scored 13 points this year, playing 28 minutes, hitting 5-of-10 field goals with six assists and non turnovers ... Got his first LSU start against NCCU (12/13), playing 28 minutes and scoring season high 14 points ... Career high of 25 vs. Winthrop (12/17), making 8-of-11 field goals with four three-pointers ... Hit a big three-pointer and later three free throws to give LSU a chance at an upset at Kentucky (1/3) ... Scored 11-points with two assists ... Second straight double figure game in league play against Texas A&M (1/7) ... Hays, in 21 minutes had ninth double figure game with 10 points (4-7 FGs, 2 treys) with three assists, no turnovers vs. Missouri (2/1) ... Back-to-back double figure games with second highest game of the season (15) against Alabama (2/4) ... Also career high in rebounds (8).

Hayes' Game-by-Game Statistics

2022-23	MIN	FG	3FG	FT	REB	PF/D	A	TO	BLK	STL	PTS	+/-
OPPONENT												
Kansas City	2	0-0	0-0	0-0	0	1	0	0	0	0	0	-3
Arkansas State	DNP-Coach's Decision											
UNO	16	5-7	3-5	0-0	0	1	3	1	1	0	13	+13
vs. Illinois State	21	3-5	1-3	3-4	3	2	0	5	0	2	10	+10
vs. Akron	16	1-3	1-1	4-5	1	2	3	1	0	1	7	+5
vs. Kansas State	13	1-2	1-1	0-0	2	2	0	3	0	0	3	-3
Wofford	14	1-3	0-0	1-2	1	1	2	0	1	1	3	+16
UT Arlington	18	2-6	0-2	3-4	1	3	0	0	0	0	7	+9
vs. Wake Forest	28	5-10	2-6	1-1	5	3	6	0	0	1	13	+14
NC Central	28	6-10	2-5	0-0	7	0	2	1	0	2	14	+9
Winthrop	31	8-11	4-6	5-6	1	0	4	1	0	2	25	+15
East Tennessee State	19	1-3	0-2	0-0	0	2	3	3	0	0	2	-2
Arkansas	27	2-7	0-3	0-0	5	0	3	0	0	1	4	-7
at Kentucky	32	3-5	2-4	3-3	0	2	2	1	0	0	11	+4
at Texas A&M	25	4-11	1-5	1-1	2	1	0	1	0	0	10	-12
Florida	DND-injury											
at Alabama	20	4-6	2-3	0-0	1	2	2	0	0	0	10	-21
Auburn	26	1-6	0-3	0-0	3	0	2	0	0	0	2	-3
Tennessee	26	1-5	1-5	0-0	3	2	4	0	0	0	3	-9
at Arkansas	15	0-4	0-1	0-0	4	0	0	1	0	0	0	-9
Texas Tech	26	4-9	1-4	0-0	2	2	1	2	0	1	9	+1
at Missouri	21	4-7	2-4	0-0	0	4	3	0	0	0	10	-3
Alabama	28	4-14	3-10	4-4	8	4	1	2	1	0	15	-9
at Mississippi State												
Texas A&M												
at Georgia												
South Carolina												
Vanderbilt												
at Ole Miss												
Missouri												
at Florida												
SEC Tournament												

Hayes' Career Stats

YEAR	GP-GS	MIN/AVG	FG-FGA	PCT.	3FG-FGA	PCT.	FT-FTA	PCT.	REB-AVG	PF-FO	AST	TO	BLK	STL	PTS-AVG.
AT NC STATE															
20-21	23-14	540/23.5	61-158	.386	28-77	.364	30-41	.732	55-2.4	36-1	72	46	1	29	180-7.8
21-22	32-13	674/21.1	80-239	.335	25-100	.250	38-49	.776	74-2.3	45-1	67	45	4	25	223-7.0
AT LSU															
22-23	21-10	454/21.6	60-134	.448	26-73	.356	25-30	.833	49-2.3	34-0	41	22	3	11	171-8.1
TOTALS	76-37	1668/22.0	201-531	.379	79-250	.316	93-120	.775	178-2.3	115-2	180	113	8	65	574-7.6



JUSTICE HILL

Guard · 6-0 · 175 · Senior · TR · Little Rock, Arkansas (Murray State)

3

Top Performances

Points	
Season:	14, vs. Akron, 11/21/22
Career:	36, at Belmont, 1/15/22

Rebounds

Season:	4, twice
Career:	10, vs. Greenville, 11/29/20

Field Goals Made

Season:	5, vs. Ark. State, 11/12/22
Career:	10, at Belmont, 1/15/22

3 PT FG Made

Season:	3, four times
Career:	8, at Belmont, 1/15/22

Free Throws Made

Season:	4, vs. Kansas City, 11/9/22
Career:	8, at Belmont, 1/15/22

Assists

Season	7, vs.Kansas City, 11/9/22
Career:	11, vs. Greenville, 11/29/20

Blocks

Season:	1, vs. Winthrop, 12/17/22
Career:	2, vs. St. Peter's, 3/19/22

Steals:

Season:	4, vs. Kansas City, 11/9/22
Career	4, vs. Kansas City, 11/9/22

Minutes Played

Season	36, vs. Kansas St., 11/23/22
--------	------------------------------

Top Career Scoring Games

- 36, at Belmont, 1/15/22
- 26, vs. Southeast Missouri State, 12/30/21
- 21, vs. Morehead State, 3/5/22
- 20, at Tennessee Tech, 1/27/22
- 20, at Memphis, 12/20/21
- 19, vs. St. Peter's, 3/19/22
- 19, vs. Morehead State, 1/29/22
- 18, vs. SIUE, 2/5/22
- 18, vs. Chattanooga, 12/18/21
- 18, vs. Middle Tennessee, 12/4/21

[Complete bio](#)

Senior Season (2022-23)

Hill opens up his LSU portion of his career with 13 points, 7 assists, 4 steals in 31 minutes against Kansas City (11/9) ... Season high of 14 points against Akron (11/22) ... Made the game-winning layup with 2.1 seconds left to win the Wake Forest game (12/10) also including six assists, no turnovers ... Played 35 minutes off the bench and scored 13 points, first double figure game since Nov. 23, at Missouri, 2/1/23 ... Hit three treys with four assists.

Hill's Game-by-Game Statistics

2022-23	MIN	FG	3FG	FT	REB	PF/D	A	TO	BLK	STL	PTS	+/-
OPPONENT												
Kansas City	31	4-9	1-5	4-5	4	3	7	3	0	4	13	+15
Arkansas State	31	5-13	1-4	0-1	4	0	3	1	0	0	11	+8
UNO	26	4-9	3-5	1-2	2	1	5	2	0	3	12	+32
vs. Illinois State	29	1-9	0-1	2-2	1	1	5	1	0	1	4	+14
Akron	26	5-11	0-3	4-4	2	2	3	0	0	0	14	+4
vs. Kansas State	36	4-15	2-6	2-6	2	1	2	4	0	2	12	0
Wofford	26	3-9	0-3	0-0	0	1	2	0	0	1	6	-15
UT Arlington	26	1-5	0-2	1-2	2	0	5	1	0	1	3	-9
vs. Wake Forest	24	2-6	0-0	0-0	1	1	6	0	0	0	4	-5
NC Central	26	3-11	1-5	0-0	0	0	4	2	0	2	7	0
Winthrop	27	3-7	3-5	0-0	3	1	3	1	1	0	9	-4
East Tennessee State	35	3-11	3-7	0-2	2	1	5	1	0	1	9	+5
Arkansas	19	1-5	0-3	0-3	2	1	1	1	0	0	2	-6
at Kentucky	13	0-3	0-1	0-0	1	0	0	1	0	0	0	-13
at Texas A&M	29	2-4	2-4	0-0	1	1	2	5	0	5	6	-13
Florida	30	1-9	1-7	0-0	5	2	6	3	0	1	3	-5
at Alabama	18	1-7	1-5	0-0	2	0	0	1	0	0	3	-19
Auburn	DND											
Tennessee	DND											
at Arkansas	DND											
Texas Tech	9	1-3	1-2	0-0	0	0	1	2	0	0	3	-8
at Missouri	35	4-15	3-11	2-2	2	0	4	3	0	1	13	0
Alabama	14	2-8	1-3	0-0	1	1	1	0	0	0	5	-16
at Mississippi State												
Texas A&M												
at Georgia												
South Carolina												
Vanderbilt												
at Ole Miss												
Missouri												
at Florida												
SEC Tournament												

Hill's Career Stats

YEAR	GP-GS	MIN/AVG	FG-FGA	PCT.	3FG-FGA	PCT.	FT-FTA	PCT.	REB.-AVG	PF-FO	AST	TO	BLK	STL	PTS-AVG.
AT MURRAY STATE															
20-21	26-10	572/22.0	56-155	.361	22-70	.314	13-21	.619	52-2.0	39-1	93	44	2	19	147-5.7
21-22	34-34	1060/31.2	163-378	.431	63-176	.358	67-90	.744	77-2.3	45-0	173	65	4	37	456 13.4
AT LSU															
22-23	20-16	511/25.6	50-169	.296	23-82	.280	16-29	.552	37-1.9	17-0	65	32	1	22	139-7.0
TOTALS	80-60	2143/26.8	269-702	.383	108-328	.329	96-140	.686	166-2.1	101-1	331	141	7	78	742-9.3



KENDAL COLEMAN

Center • 6-8 • 230 • Junior • TR • Shreveport, Louisiana (Northwestern State)

4

Top Performances

Points	
Season:	8, vs. Illinois State, 11/21/22
Career:	25, vs. UIW, 1/27/22

Rebounds	
Season:	7, twice
Career:	20, vs. Southeastern, 3/5/22

Field Goals Made	
Season:	4, vs. Illinois State, 11/21/22
Career:	11, vs. UIW, 1/27/22

3 PT FG Made	
Season:	
Career:	

Free Throws Made	
Season:	3, twice
Career:	8, at A&M Corpus Christi, 2/19/22

Assists	
Season:	
Career:	4, at UNO, 1/22/22

Blocks	
Season:	2, twice
Career:	5, at Houston Christian, 2/3/22

Steals	
Season:	2, vs. UNO, 11/17/22
Career:	3, twice

Minutes Played	
Season:	17, vs. UNO, 11/17/22

Top Career Scoring Games

- 25, vs. UIW, 1/27/22
- 22, at Tulsa, 11/10/21
- 21, vs. McNeese, 2/12/22
- 20, at UIW, 2/17/22
- 20, vs. UNO, 1/8/22
- 20, at SMU, 11/15/21
- 19, vs. Nicholls, 2/24/22
- 19, at UNO, 1/22/22
- 19, vs. Champion Christian, 11/13/21
- 19, at Oklahoma, 11/9/21

[Complete bio](#)

Junior Season (2022-23)

Scored eight in Cayman Islands opener vs. Illinois State in just under 10 minutes of action (11/21) ... Coleman with a solid 12-minutes against Wofford (11/27) making both field goals and all three free throws to score seven points ... Seven points again against UT Arlington, playing 13 minutes off the bench ...

Coleman's Game-by-Game Statistics

2022-23	MIN	FG	3FG	FT	REB	PF/D	A	TO	BLK	STL	PTS	+/-
OPPONENT												
Kansas City	5	0-1	0-0	0-0	2	0	0	0	0	0	0	+4
Arkansas State	7	0-1	0-0	0-0	2	1	0	1	0	0	0	-2
UNO	17	2-2	0-0	0-1	7	3	0	1	2	2	4	+6
vs. Illinois State	9	4-5	0-0	0-0	3	0	0	0	1	0	8	-6
vs. Akron	9	0-1	0-0	0-0	0	3	0	0	0	1	0	-1
vs. Kansas State	4	0-1	0-0	0-0	2	0	0	0	1	0	0	-1
Wofford	11	2-2	0-0	3-3	2	1	0	2	0	0	7	+1
UT Arlington	13	3-4	0-0	1-2	6	1	1	0	0	1	7	-4
vs. Wake Forest	3	0-0	0-0	0-0	0	2	0	0	0	0	0	-6
NC Central	6	2-2	0-0	0-0	1	0	0	0	1	0	4	+4
Wlnthrop	12	2-4	0-0	1-2	7	2	0	1	2	0	5	0
East Tennessee State	4	0-1	0-0	0-0	1	3	0	0	0	0	0	+4
Arkansas	3	0-0	0-0	0-0	0	0	0	0	0	0	0	0
at Kentucky	2	0-0	0-0	0-0	0	1	0	0	0	0	0	-3
at Texas A&M	8	0-1	0-0	0-0	3	1	0	0	1	0	0	-2
Florida	11	2-3	0-0	0-0	1	2	0	0	0	0	4	-7
at Alabama	10	1-4	0-0	3-4	3	3	0	0	0	0	5	-3
Auburn	6	0-0	0-0	1-2	1	1	0	0	0	0	1	-1
Tennessee	10	1-1	0-0	2-4	2	1	0	0	0	0	4	0
at Arkansas	7	0-1	0-0	0-0	1	1	2	0	2	0	0	-1
Texas Tech	9	0-1	0-0	0-0	1	0	1	0	0	0	0	-16
at Missouri	DNP-Coach's Decision											
Alabama	DNP-Coach's Decision											
at Mississippi State												
Texas A&M												
at Georgia												
South Carolina												
Vanderbilt												
at Ole Miss												
Missouri												
at Florida												
SEC Tournament												

Coleman's Career Stats

YEAR	GP-GS	MIN/AVG	FG-FGA	PCT.	3FG-FGA	PCT.	FT-FTA	PCT.	REB-AVG	PF-FO	AST	TO	BLK	STL	PTS-AVG.
AT NORTHWESTERN STATE															
20-21	29-0	498/17.2	82-174	.471	0-1	.000	32-46	.696	188-6.5	46-0	8	28	33	12	196-6.8
21-22	30-30	860/28.7	203-372	.546	0-1	.000	57-98	.582	304-10.1	63-1	20	57	40	30	463-15.4
AT LSU															
22-23	21-0	169/8.1	19-35	.543	0-0	.000	11-18	.611	45-2.1	27-0	2	7	8	4	49-2.3
Totals	80-30	1527/19.1	304-581	.523	0-2	.000	100-162	.617	537-6.7	136-1	30	92	81	46	708-8.9



JUSTICE WILLIAMS

Guard · 6-4 · 175 · Sophomore · 1L · Philadelphia, Pennsylvania (Montverde Academy)

11

Top Performances

Points	
Season:	9, at Alabama, 1/14/23
Career:	9, at Alabama, 1/14/23

Rebounds	
Season:	6, vs. Auburn, 1/18/23
Career:	6, vs. Auburn, 1/18/23

Field Goals Made	
Season:	3, twice
Career:	3, twice

3 PT FG Made	
Season:	1, four times
Career:	1, six times

Free Throws Made	
Season:	6, at Alabama, 1/14/23
Career:	6, at Alabama, 1/14/23

Assists	
Season:	5, at Alabama, 1/14/23
Career:	5, at Alabama, 1/14/23

Blocks	
Season:	
Career:	1, twice

Steals:	
Season:	2, vs. NCCU, 12/13/22
Career:	2, four times

Minutes Played	
Season:	35, vs. Tennessee, 1/21/23

Top Career Scoring Games

- 9, at Alabama, 1/14/23
- 7, at Arkansas, 1/24/23
- 7, vs. Auburn, 1/18/23
- 7, vs. Kansas City, 11/9/22
- 7, at Auburn, 12/29/21
- 5, vs. Tennessee, 1/21/23
- 5, vs. Wake Forest, 12/10/22
- 5, vs. UNO, 11/17/22
- 5, vs. Ole Miss, 2/1/22
- 4, five times

Complete bio

Sophomore Season (2022-23)

Equaled career points total with 7 vs. Kansas City (11/9) ... Returned after ankle injury to play 17 minutes and score five points with two assists against Wake Forest (12/10) ... Career best nine points in 20 minutes, 6-6 at the free throw line (1/14) ... First start of season at Auburn, played 31 minutes 7 points (1/18).

J. Williams' Game-by-Game Statistics

2022-23	MIN	FG	3FG	FT	REB	PF/D	A	TO	BLK	STL	PTS	+/-
OPPONENT												
Kansas City	12	3-4	0-0	1-3	4	1	2	2	0	0	7	-1
Arkansas State	9	0-0	0-0	0-0	0	1	0	0	0	1	0	1
UNO	8	2-4	0-1	1-2	0	0	1	1	0	0	5	6
vs. Illinois State	DND --	injury										
vs. Akron	DND --	injury										
vs. Kansas State	DND --	injury										
Wofford	DND --	injury										
UT Arlington	DND --	injury										
vs. Wake Forest	17	2-6	0-3	1-2	1	2	2	1	0	1	5	+10
NC Central	17	1-4	0-3	0-2	1	0	1	0	0	2	2	+10
Wlnthrop	10	2-3	0-1	0-1	0	0	1	1	0	0	4	+1
East Tennessee State	15	1-3	0-2	0-0	1	0	0	1	0	1	2	+5
Arkansas	12	2-4	0-0	0-0	0	1	0	2	0	1	4	+9
at Kentucky	11	1-4	0-1	0-0	2	1	1	0	0	0	2	-4
at Texas A&M	11	1-3	1-3	0-0	0	1	1	0	0	0	3	-3
Florida	13	0-1	0-1	0-0	1	1	1	1	0	0	0	-6
at Alabama	20	1-4	1-1	6-6	1	1	5	1	0	0	9	-20
Auburn	31	3-7	1-1	0-0	6	3	1	1	0	0	7	-14
Tennessee	35	1-3	1-1	2-2	2	0	4	2	0	1	5	-14
at Arkansas	32	3-9	0-1	1-2	2	3	2	1	0	0	7	-7
Texas Tech	31	1-8	0-4	0-0	5	1	4	2	0	1	2	0
at Missouri	2	0-0	0-0	0-0	0	0	0	0	0	0	0	-8
Alabama	28	2-8	0-2	0-0	2	1	4	2	0	0	4	+2
at Mississippi State												
Texas A&M												
at Georgia												
South Carolina												
Vanderbilt												
at Ole Miss												
Missouri												
at Florida												
SEC Tournament												

J. Williams' Career Stats

YEAR	GP-GS	MIN/AVG	FG-FGA	PCT.	3FG-FGA	PCT.	FT-FTA	PCT.	REB.-AVG	PF-FO	AST	TO	BLK	STL	PTS-AVG.
21-22	20-1	212/10.6	11-40	.275	2-11	.182	10-12	.833	16-0.8	11-0	13	9	2	11	34-1.7
22-23	18-6	315/17.5	26-75	.347	4-25	.160	12-20	.600	28-1.6	18-0	30	18	0	8	68-3.8
TOTALS	38-7	528/13.9	37-115	.322	6-36	.167	22-32	.688	44-1.2	29-0	43	27	2	19	102-2.7



KJ WILLIAMS

Forward • 6-10 • 250 • 5th Year Senior • TR • Cleveland, Mississippi (Murray State)

12

Top Performances

Points	
Season:	35, vs. WF, 12/10/22
Career:	39, at Tennessee St., 2/10/22

Rebounds	
Season:	14, vs. Kansas City, 11/9/22
Career:	16, four times

Field Goals Made	
Season:	14, vs. Wake Forest, 12/10/22
Career:	15, at Tennessee St., 2/10/22

3 PT FG Made	
Season:	7, vs. Wake Forest, 12/10/22
Career:	7, vs. Wake Forest, 12/10/22

Free Throws Made	
Season:	6, twice
Career:	9, vs. UT Martin, 1/22/22

Assists	
Season:	3, twice
Career:	4, vs. SE Mo. St., 1/4/20

Blocks	
Season:	3, vs. Kansas City, 11/9/22
Career:	3, seven times

Steals	
Season:	3, three times
Career:	4, six times

Minutes Played	
Season	38, vs. Kansas City, 11/9/22

Top Career Scoring Games

- 39 -- at Tennessee State, 2/10/22
- 35 -- vs. Wake Forest, 12/10/22
- 33 -- vs. Illinois State, 11/21/22
- 33 -- vs. UT Martin, 1/22/22
- 32 -- vs. Cumberland, 11/9/21
- 30 -- vs. Belmont, 2/24/22
- 29 -- vs. Southeast Missouri State, 3/4/22
- 29 -- vs. Long Beach, 11/23/21
- 28 -- vs. ETSU, 12/21/22
- 28 -- at SIUE, 2/15/22

Complete bio

5th Year Senior Season (2022-23)

Posted his 28th career double double in his opening game at LSU with 13 points and 14 rebounds against Kansas City (11/9) ... Named all-tournament at the Cayman Islands Classic, averaged 23.0 points per game, making 27-of-45 field goals, averaging 7.7 rebounds ... Scored 33 points in the first game against Illinois State (11/21) ... All-tournament selection for Cayman Islands Classic (games vs. Illinois State, Akron, K-State) ... Williams posted the second highest scoring game of his career with 35 points against Wake Forest (12/10), hitting a season best 14 field goals, including 7 treys and also recurring his 30th career double double ... Following it up iwth an 18-12 game against NCCU (12/13) ... Williams has a game high 23 points with four treys against Kentucky (1/3) ... Record his 1,000th career rebound late in the first half against A&M (1/7) ... Will enter Tennessee game 11 points shy of 2000 career points after 16 against Auburn (1/18) ... His 2,000th career point came on a three-epointer with 17:40 to play against Tennessee (1/21) ... sixth double double of the season at Missouri with 15 points and 11 rebounds ... Made 6-of-10 field goals with one trey.

KJ Williams' Game-by-Game Statistics

2022-23		MIN	FG	3FG	FT	REB	PF/D	A	TO	BLK	STL	PTS	+/-
OPPONENT													
Kansas City		38	5-13	0-2	3-4	14	3-0	0	4	3	1	13	+13
Arkansas State		24	6-12	3-5	0-0	4	2	1	1	1	1	15	+8
UNO		19	3-5	1-2	0-0	4	2	0	3	0	3	7	+24
vs. Illinois State		30	13-19	1-4	6-6	8	4	3	1	1	2	33	+25
vs. Akron		31	6-13	2-4	5-6	5	3	0	0	1	3	19	+16
vs. Kansas State		36	8-13	0-1	1-2	10	3	1	2	1	1	17	-1
Wofford		35	6-12	1-4	2-2	5	2	1	2	0	1	15	+5
UT Arlington		34	6-14	2-3	0-0	9	1	1	1	0	2	14	+1
vs. Wake Forest		36	14-21	7-9	0-2	10	3	1	2	1	1	35	+8
NC Central		31	7-13	1-3	3-3	12	2	2	2	2	1	18	+8
Winthrop		24	8-14	2-4	0-0	6	3	0	2	1	1	18	+11
East Tennessee State		36	11-18	3-5	3-4	12	2	3	1	0	3	28	0
Arkansas		33	3-7	2-5	0-0	5	3	0	2	1	2	8	+1
at Kentucky		36	8-13	4-6	3-3	3	3	2	1	1	0	23	-1
at Texas A&M		37	2-6	0-2	6-6	8	2	2	0	1	2	10	-8
Florida		34	8-20	1-9	6-8	7	2	0	1	0	0	23	-15
at Alabama		18	4-12	2-3	0-0	1	4	0	2	0	0	10	-26
Auburn		35	7-15	2-5	0-1	8	0	0	3	2	2	16	-12
Tennessee		29	7-16	2-6	0-1	4	2	0	1	0	0	16	-21
at Arkansas		38	2-10	0-1	5-7	11	1	1	2	2	2	9	-20
Texas Tech		34	5-18	2-5	2-3	9	4	1	0	2	1	14	-1
at Missouri		33	6-10	1-3	2-2	11	3	1	0	2	0	15	-18
Alabama		34	2-9	0-2	4-6	8	1	0	3	3	2	8	-2
at Mississippi State													
Texas A&M													
at Georgia													
South Carolina													
Vanderbilt													
at Ole Miss													
Missouri													
at Florida													
SEC Tournament													

KJ Williams' Career Stats

YEAR	GP-GS	MIN/AVG	FG-FGA	PCT.	3FG-FGA	PCT.	FT-FTA	PCT.	REB.-AVG	PF-FO	AST	TO	BLK	STL	PTS-AVG.
AT MURRAY STATE															
18-19	32-22	582/18.2	111-159	.698	1-5	.200	20-38	.526	151-4.7	60-0	15	21	19	18	243-7.6
19-20	32-8	745/23.3	156-287	.544	18-50	.360	75-112	.670	232-7.3	73-0	33	50	21	34	405-12.7
20-21	26-26	743/28.6	164-289	.567	26-63	.413	52-78	.667	220-8.5	67-2	25	54	15	27	406-15.6
21-22	34-34	989/29.1	245-455	.538	37-113	.327	86-123	.699	285-8.4	72-0	24	50	21	48	613-18.0
AT LSU															
22-23	23-23	737/32.0	147-303	.485	39-93	.419	51-66	.773	174-7.6	55-0	20	36	25	31	384-16.7
TOTALS	147-113	3796/25.8	823-1493	.551	121-324	.373	284-417	.681	1062-7.2	327-2	117	211	101	158	2051-14.0



JALEN REED

Forward • 6-10 • 230 • Freshman • HS • Jackson, Mississippi (Southern California Academy)

13

Top Performances

Points
Season: 9, vs. Tennessee, 1/21/23
Career:

Rebounds
Season: 7, at Alabama, 1/14/23
Career:

Field Goals Made
Season: 3, twice
Career:

3 PT FG Made
Season: 1, twice
Career:

Free Throws Made
Season: 5, vs. Ark. State, 11/12/22
Career:

Assists
Season: 2, twice
Career:

Blocks
Season: 1, seven times
Career:

Steals:
Season: 2, vs. Illinois State, 11/21/22
Career:

Minutes Played
Season: 23, twice

Top Career Scoring Games

- 9, vs. Tennessee, 1/21/23
- 8, vs. UNO, 11/17/22
- 6, vs. Kansas State, 11/23/22
- 5, at Alabama, 1/14/23
- 5, vs. Arkansas State, 11/12/22
- 4, vs. ETSU, 12/21/22
- 4, vs. Illinois State, 11/21/22
- 3, vs. Texas Tech, 1/28/23
- 3, vs. UT Arlington, 12/2/22
- 3, vs. Akron, 11/22/22
- 3, vs. Kansas City, 11/9/22

Complete bio

Reed's Freshman Season (2022-23)

Started his first collegiate game at LSU, playing 23 minutes with three points ... Best scoring game of the season, hitting all three field goal attempts in an eight-point effort against UNO (11/17) ... Best rebound total of 7 at Alabama (1/14) ... Season high of nine points against Tennessee (1/21), hitting 3-of-5 field goals.

Reed's Game-by-Game Statistics

2022-23	OPPONENT	MIN	FG	3FG	FT	REB	PF/D	A	TO	BLK	STL	PTS	+/-
	Kansas City	23	1-4	0-1	1-1	3	3	1	1	1	0	3	+5
	Arkansas State	22	0-3	0-0	5-6	3	2	0	2	1	1	5	+15
	UNO	21	3-3	0-0	2-4	6	4	0	1	0	1	8	+10
	vs. Illinois State	19	1-1	0-0	2-8	4	3	1	3	0	2	4	+11
	vs. Akron	19	1-3	1-1	0-0	4	0	1	0	0	0	3	+6
	vs. Kansas State	23	2-3	0-1	2-2	0	3	2	3	1	0	6	+3
	Wofford	20	1-4	0-0	0-0	5	0	2	2	0	1	2	-11
	UT Arlington	14	1-3	1-1	0-0	5	1	0	1	1	0	3	-4
	vs. Wake Forest	9	0-0	0-0	1-4	0	1	0	0	0	0	1	-8
	NC Central	12	0-1	0-0	0-0	2	2	0	0	0	0	0	-3
	Winthrop	12	1-1	0-0	0-0	3	0	0	2	0	1	2	-10
	East Tennessee State	13	2-2	0-0	0-0	1	2	0	1	1	1	4	+1
	Arkansas	11	0-5	0-0	0-0	2	3	0	0	0	0	0	-5
	at Kentucky	14	1-3	0-0	0-0	2	3	1	0	0	0	2	-6
	at Texas A&M	10	0-2	0-0	0-0	2	1	0	1	1	0	0	-7
	Florida	3	0-0	0-0	0-0	0	3	0	0	0	0	0	-5
	at Alabama	17	2-4	0-1	1-4	7	2	0	2	0	0	5	-16
	Auburn	9	0-1	0-0	0-2	5	1	0	0	1	1	0	-1
	Tennessee	22	3-5	0-1	3-7	5	1	0	3	0	0	9	-19
	at Arkansas	28	1-5	0-0	0-0	3	3	1	3	1	0	2	-16
	Texas Tech	15	0-0	0-0	3-4	3	1	0	1	1	0	3	+3
	at Missouri	3	0-0	0-0	0-2	2	2	0	0	0	0	0	-5
	Alabama	5	0-0	0-0	0-0	0	2	0	0	0	0	0	-6
	at Mississippi State												
	Texas A&M												
	at Georgia												
	South Carolina												
	Vanderbilt												
	at Ole Miss												
	Missouri												
	at Florida												
	SEC Tournament												

Reed's Career Stats

YEAR	GP-GS	MIN/AVG	FG-FGA	PCT.	3FG-FGA	PCT.	FT-FTA	PCT.	REB.-AVG	PF-FO	AST	TO	BLK	STL	PTS-AVG.
22-23	23-9	346/15.0	20-53	.377	2-6	.333	20-44	.455	67-2.9	43-0	9	26	9	8	62-2.7
Totals	23-9	346/15.0	20-53	.377	2-6	.333	20-44	.455	67-2.9	43-0	9	26	9	8	62-2.7



TYRELL WARD

Forward • 6-6 • 185 • Freshman • HS • Washington, D. C. (DeMatha Catholic HS)

15

Top Performances

Points
Season: 6, vs. Florida, 1/10/23
Career:

Rebounds
Season: 2, twice
Career:

Field Goals Made
Season: 2, twice
Career:

3 PT FG Made
Season: 2, twice
Career:

Free Throws Made
Season: 2, vs. Alabama , 2/4/23
Career: 2, vs. Alabama, 2/4/23

Assists
Season: 1, twice
Career:

Blocks
Season:
Career:

Steals
Season: 2, at Alabama, 1/14/23
Career:

Minutes Played
Season: 20,vs. Alabama, 2/4/23

Top Career Scoring Games

- 6 at Missouri, 2/1/23
- 6 vs. Florida, 1/10/23
- 3 vs. UNO, 11/17/22
- 2 vs. Alabama, 2/4/23
- 2 at Alabama, 1/14/23
- 2 vs. Kansas State, 11/23/22

[Complete bio](#)

Ward's Freshman Season (2022-23)

After not playing for three games (Coach's Decision), Ward comes off the bench to play 17 minutes against Florida and hits 2-of-3 three-pointers and scores season high 6 points against Florida (1/10) ... Equaled his season high of six points by hitting two three pointers at Missouri (2/1) ... First college start against Alabama (2/4), playing 20 minutes with two points.

Ward's Game-by-Game Statistics

2022-23

OPPONENT	MIN	FG	3FG	FT	REB	PF/D	A	TO	BLK	STL	PTS	+/-
Kansas City	DNP-Coach's Decision											
Arkansas State	4	0-1	0-1	0-0	0	0	0	0	0	0	0	-3
UNO	10	1-3	1-2	0-0	0	2	0	0	0	0	3	+1
vs. Illinois State	3	0-0	0-0	0-0	1	1	0	0	0	1	0	+3
vs. Akron	6	0-1	0-1	0-0	1	0	0	0	0	1	0	+3
vs. Kansas State	4	1-2	0-1	0-0	2	1	0	0	0	1	2	+2
Wofford	DNP-Coach's Decision											
UT Arlington	4	0-1	0-0	0-0	1	0	0	0	0	0	0	-5
vs. Wake Forest	DNP-Coach's Decision											
NC Central	DNP-Coach's Decision											
Winthrop	DNP-Coach's Decision											
East Tennessee State	3	0-0	0-0	0-0	0	0	0	1	0	0	0	-3
Arkansas	DNP-Coach's Decision											
at Kentucky	DNP-Coach's Decision											
at Texas A&M	DNP-Coach's Decision											
Florida	17	2-4	2-3	0-0	1	0	0	0	0	0	6	+2
at Alabama	14	1-6	0-2	0-0	2	0	1	0	0	2	2	-11
Auburn	3	0-1	0-1	0-0	0	1	0	0	0	0	0	-6
Tennessee	DNP-Coach's Decision											
at Arkansas	2	0-0	0-0	0-0	0	0	0	1	0	0	0	-8
Texas Tech	DNP-Coach's Decision											
at Missouri	8	2-5	2-3	0-0	0	4	0	1	0	0	6	-8
Alabama	20	0-3	0-2	2-4	1	1	1	0	0	1	2	-2
at Mississippi State												
Texas A&M												
at Georgia												
South Carolina												
Vanderbilt												
at Ole Miss												
Missouri												
at Florida												
SEC Tournament												

Ward's Career Stats

YEAR	GP-GS	MIN/AVG	FG-FGA	PCT.	3FG-FGA	PCT.	FT-FTA	PCT.	REB-AVG	PF-FO	AST	TO	BLK	STL	PTS-AVG.
22-23	13-1	100/7.7	7-27	.259	5-16	.313	2-4	.500	9-0.7	10-0	2	3	0	6	21-1.6
TOTALS	13-1	100/7.7	7-27	.259	5-16	.313	2-4	.500	9-0.7	10-0	2	3	0	6	21-1.6



DEREK FOUNTAIN

Forward • 6-10 • 225 • Junior • TR • Holly Springs, Mississippi (Miss. State)

20

Top Performances

Points	
Season:	26, vs. Alabama, 2/4/23
Career:	26, vs. Alabama, 2/4/23

Rebounds	
Season:	14, vs. NCCU, 12/13/22
Career:	14, vs. NCCU, 12/13/22

Field Goals Made	
Season:	6, twice
Career:	8, vs. LSU, 2/10/21

3 PT FG Made	
Season:	2, vs. Alabama, 2/4/23
Career:	4, vs. LSU, 2/10/21

Free Throws Made	
Season:	12, vs. Alabama, 2/4/23
Career:	12, vs. Alabama, 2/4/23

Assists	
Season:	2, six times
Career:	3, three times

Blocks	
Season:	4, vs. Alabama, 2/4/23
Career:	4, vs. Alabama, 2/4/23

Steals	
Season:	7, vs. UNO, 11/17/22
Career:	7, vs. UNO, 11/17/22

Minutes Played	
Season:	35, vs. Alabama, 2/4/23

Top Career Scoring Games

- 26 -- vs. Alabama, 2/4/23
- 20 -- vs. LSU, 2/10/21
- 17 -- vs. NCCU, 12/13/22
- 15 -- vs. UNO, 11/17/22
- 15 -- vs. Louisiana Tech, 3/27/21
- 14 -- vs. Arkansas, 12/28/22
- 11 -- at Missouri, 2/1/23
- 11 -- vs. ETSU, 12/21/22
- 11 -- vs. Wake Forest, 12/10/22
- 10 -- vs. Texas Tech, 1/28/23
- 10 -- vs. Saint Louis, 3/20/21
- 10 -- vs. Georgia State, 12/14/21

Complete bio

Junior Season (2022-23)


Fountain has a strong 17 minutes off the bench, hitting four field goals and 6-of-6 at the line vs. UNO (11/17) to score 15 points with 7 steals ... Started his first LSU game against Wake FOrrest (12/10), played 30 minutes and scored 11 points ... At his first college double double with 17 points and 14 rebounds against NCCU (12/13) ... Second double double in the win over Arkansas (12/28) wtih 14 points, 10 rebounds ... Sixth double figure scoring game against Texas Tech with 10 (1/28) ... Back-to-back double figure games at Mizzou (2/1) and his third double of the year with 11 points and 11 rebounds ... Posted his college career high vs. Alabama (2/4), with 26 points on 6-of-9 shooting, two treys and 12-of-15 at the free throw line ... Also had two assists and four blocks.

Fountain's Game-by-Game Statistics

2022-23	MIN	FG	3FG	FT	REB	PF/D	A	TO	BLK	STL	PTS	+/-
OPPONENT												
Kansas City	11	1-1	0-0	2-2	3	3	0	1	0	1	4	+5
Arkansas State	19	0-1	0-0	0-0	5	1	0	2	0	0	0	0
UNO	17	4-5	1-1	6-6	8	1	2	1	0	7	15	+20
vs. Illinois State	20	2-2	0-0	0-0	3	2	1	2	0	0	4	+6
vs. Akron	21	2-3	0-0	1-1	3	4	1	1	2	1	5	+9
vs. Kansas State	13	1-2	0-0	1-2	1	3	0	1	0	0	3	-4
Wofford	13	0-0	0-0	2-2	1	5-1	0	0	0	2	2	+13
UT Arlington	19	3-5	1-1	1-2	6	4	0	2	0	0	8	+15
vs. Wake Forest	30	4-5	0-0	3-6	5	1	0	2	0	4	11	+13
NC Central	30	6-9	0-0	5-9	14	2	1	0	2	1	17	+11
Wlnthrop	31	4-7	0-1	0-0	7	4	2	0	1	2	8	+15
East Tennessee State	27	4-5	0-0	3-3	8	3	2	3	0	1	11	+3
Arkansas	29	5-9	0-1	4-5	10	2	1	2	1	2	14	+8
at Kentucky	25	3-4	0-0	0-0	8	2	2	1	0	1	6	+6
at Texas A&M	21	1-3	0-0	0-0	3	5-1	1	1	0	1	2	-8
Florida	30	3-4	0-0	2-2	6	5-1	2	3	0	1	8	+8
at Alabama	21	0-9	0-4	9-10	2	1	0	3	0	1	9	-22
Auburn	26	1-6	0-1	0-0	5	2	0	2	1	1	2	-17
Tennessee	20	2-3	0-0	2-2	3	3	0	3	0	0	6	-8
at Arkansas	24	1-3	0-0	3-4	6	4	1	2	0	2	5	-8
Texas Tech	22	3-5	0-1	4-4	6	3	0	0	1	0	10	-2
at Missouri	31	5-12	0-1	1-3	11	3	0	0	0	1	11	-4
Alabama	35	6-9	2-3	12-15	7	2	2	0	4	0	26	-4
at Mississippi State												
Texas A&M												
at Georgia												
South Carolina												
Vanderbilt												
at Ole Miss												
Missouri												
at Florida												
SEC Tournament												

Fountain's Career Stats

YEAR	GP-GS	MIN/AVG	FG-FGA	PCT.	3FG-FGA	PCT.	FT-FTA	PCT.	REB.-AVG	PF-FO	AST	TO	BLK	STL	PTS-AVG
AT MISS. STATE															
20-21	19-10	375/19.7	40-83	.482	15-39	.385	7-11	.636	57-3.0	30-0	17	23	9	10	102-5.4
21-22	25-3	210/8.4	15-44	.341	2-12	.167	14-18	.778	44-1.8	17-0	11	8	6	11	46-1.8
AT LSU															
22-23	23-15	537/23.4	61-112	.545	4-14	.286	61-78	.782	131-5.7	65-3	18	32	12	29	187-8.1
TOTALS	67-28	1122/16.7	116-239	.485	21-65	.323	82-107	.766	232-3.5	112-3	46	63	27	50	335-5.0



SHAWN PHILLIPS

Forward • 7-0 • 245 • Freshman • HS • Dayton, Ohio (Dream City Christian School)

34

Top Performances

Points
Season: 4, twice
Career:

Rebounds
Season: 4, at Alabama, 1/14/23
Career:

Field Goals Made
Season: 1, at Alabama, 1/14/23
Career:

3 PT FG Made
Season:
Career:

Free Throws Made
Season: 4, vs. UNO, 11/17/22
Career:

Assists
Season: 1, twice
Career:

Blocks
Season:
Career:

Steals
Season: 1, three times
Career:

Minutes Played
Season: 13, at Alabama, 1/14/23

Top Career Scoring Games

- 4 vs. Alabama, 2/4/23
- 4 vs. UNO, 11/17/22
- 2 at Alabama, 1/14/23

Complete bio

Freshman Season (2022-23)

Phillips' Game-by-Game Statistics

2022-23	OPPONENT	MIN	FG	3FG	FT	REB	PF/D	A	TO	BLK	STL	PTS	+/-
	Kansas City	2	0-1	0-0	0-0	0	2	0	0	0	0	0	-5
	Arkansas State	2	0-0	0-0	0-0	1	0	0	1	0	0	0	-2
	UNO	4	0-0	0-0	4-4	1	4	1	1	0	0	4	-3
	vs. Illinois State	1	0-0	0-0	0-0	0	0	0	0	0	0	0	-4
	vs. Akron	DNP-Coach's Decision											
	vs. Kansas State	DNP-Coach's Decision											
	Wofford	DNP-Coach's Decision											
	UT Arlington	DNP-Coach's Decision											
	vs. Wake Forest	DNP-Coach's Decision											
	NC Central	DNP-Coach's Decision											
	Wlnthrop	DNP-Coach's Decision											
	East Tennessee State	DNP-Coach's Decision											
	Arkansas	4	0-1	0-0	0-0	1	0	0	0	0	0	0	+2
	at Kentucky	3	0-0	0-0	0-0	0	1	0	0	0	0	0	-2
	at Texas A&M	1	0-0	0-0	0-0	0	0	0	0	0	0	0	-2
	Florida	DNP-Coach's Decision											
	at Alabama	13	1-2	0-0	0-0	4	1	0	1	0	1	2	-13
	Auburn	3	0-0	0-0	0-0	0	0	0	0	0	0	0	-3
	Tennessee	4	0-0	0-0	0-0	0	0	0	0	0	0	0	-1
	at Arkansas	DND-injury											
	Texas Tech	DNP-Coach's Decision											
	at Missouri	10	0-0	0-0	0-0	2	0	1	0	0	1	0	+6
	Alabama	5	2-2	0-0	0-0	1	1	0	0	0	1	4	-8
	at Mississippi State												
	Texas A&M												
	at Georgia												
	South Carolina												
	Vanderbilt												
	at Ole Miss												
	Missouri												
	at Florida												
	SEC Tournament												

Phillips' Career Stats

YEAR	GP-GS	MIN/AVG	FG-FGA	PCT.	3FG-FGA	PCT.	FT-FTA	PCT.	REB.-AVG	PF-FO	AST	TO	BLK	STL	PTS-AVG.
22-23	12-0	54/4.5	3-6	.500	0-0	.000	4-4	1.000	10-0.8	9-0	2	3	0	3	10-0.8
TOTALS	12-0	54/4.5	3-6	.500	0-0	.000	4-4	1.000	10-0.8	9-0	2	3	0	3	10-0.8



ADAM MILLER

Guard • 6-3 • 190 • Sophomore • RS • Peoria, Illinois (Illinois)

44

Top Performances

Points	
Season:	26, twice
Career:	28, vs. NC A&T, 11/25/20

Rebounds	
Season:	4, vs. Wofford, 11/27/22
Career:	7, twice

Field Goals Made	
Season:	9, three times
Career:	10, vs. NC A&T, 11/25/20

3 PT FG Made	
Season:	6, vs. Wofford, 11/27/22
Career:	6, twice

Free Throws Made	
Season:	8, vs. Illinois State, 11/21/22
Career:	8, vs. Illinois State, 11/21/22

Assists	
Season:	3, three times
Career:	3, five times

Blocks	
Season:	1, three times
Career:	1, four times

Steals	
Season:	2, four times
Career:	2, nine times

Minutes Played	
Season:	39, twice

Top Career Scoring Games

- 28, vs. NC A&T, 11/25/20
- 26, vs. Wofford, 11/26/22
- 26, vs. Ark. State, 11/12/22
- 23, vs. Akron, 11/22/22
- 20, vs. Texas Tech, 1/28/23
- 18, vs. Kansas City, 11/9/22
- 18, vs. Nebraska, 2/25/21
- 16, at A&M, 1/7/23
- 15, at Kentucky, 1/3/23
- 15, vs. Chicago State, 11/26/20

Complete bio

Sophomore Season (2022-23)

In his first action since March 2021, Miller played 34 minutes and hit four treys in an 18-point performance ... Miller was just two below his career scoring average with 26 against Arkansas State (11/22) ... 26 for the second time this season, this time against Wofford (11/27) ... Tied career high with six treys, including one late that put LSU ahead for good ... Five treys in the game at Kentucky (1/3), most since Nov. 27, ninth double figure scoring game of the season ... Second straight game for the Tigers with five three-point field goals (at A&M, 1/7) ... Fourth 20th point game of season vs. Texas Tech (1/28).

Miller's Game-by-Game Statistics

2022-23	MIN	FG	3FG	FT	REB	PF/D	A	TO	BLK	STL	PTS	+/-
OPPONENT												
Kansas City	34	6-14	4-9	2-2	3	0	2	1	0	2	18	+11
Arkansas State	39	9-15	4-9	4-4	3	1	1	0	0	0	26	+7
UNO	23	2-8	1-7	2-2	2	1	1	1	0	1	7	+17
vs. Illinois State	32	2-9	1-5	8-8	0	1	3	1	0	0	13	+15
vs. Akron	39	9-15	5-9	0-0	2	4	2	6	0	0	23	+16
vs. Kansas State	30	4-12	2-8	1-2	2	3	1	1	0	0	11	-6
Wofford	38	9-13	6-9	2-4	4	1	0	3	1	2	26	+4
UT Arlington	37	3-8	2-7	3-4	1	1	0	3	1	1	11	+4
vs. Wake Forest	37	1-10	1-6	0-0	1	1	1	2	0	0	3	-1
NC Central	28	0-10	0-8	1-2	1	3	2	3	0	0	1	+10
Wlnthrop	32	5-15	2-10	2-2	3	1	3	2	1	0	14	+6
East Tennessee State	32	3-10	0-5	3-3	2	0	1	2	0	1	9	+7
Arkansas	29	2-9	1-3	2-2	4	1	2	1	0	0	7	-6
at Kentucky	33	5-15	5-13	0-0	1	0	2	0	0	0	15	0
at Texas A&M	34	5-10	5-8	1-2	1	1	1	1	0	1	16	-11
Florida	34	2-12	1-8	3-4	3	3	0	3	0	1	8	-13
at Alabama	31	2-5	2-2	3-5	4	3	1	1	0	0	9	-26
Auburn	36	2-11	1-8	0-0	3	3	3	4	0	1	5	-17
Tennessee	29	1-5	0-3	1-1	2	3	0	6	0	0	3	-18
at Arkansas	34	3-12	1-6	2-3	0	2	1	1	0	1	9	-14
Texas Tech	34	6-12	5-10	3-4	3	4	1	2	0	2	20	-4
at Missouri	34	3-12	3-11	2-2	1	1	1	4	0	4	11	-9
Alabama	29	1-9	1-5	2-2	4	3	2	0	0	3	5	-5
at Mississippi State												
Texas A&M												
at Georgia												
South Carolina												
Vanderbilt												
at Ole Miss												
Missouri												
at Florida												
SEC Tournament												

Adam Miller's Career Stats

YEAR	GP-GS	MIN/AVG	FG-FGA	PCT.	3FG-FGA	PCT.	FT-FTA	PCT.	REB-AVG	PF-FO	AST	TO	BLK	STL	PTS-AVG
AT ILLINOIS															
20-21	31-31	792/25.5	90-230	.391	52-153	.450	26-38	.684	86-2.8	71-1	25	33	1	18	258-8.3
AT LSU															
22-23	23-23	759/33.0	85-251	.339	53-169	.314	47-58	.810	50-2.2	41-0	31	48	3	20	270-11.7
TOTALS 54-54		1551/28.7	175-481	.364	105-322	.326	73-96	.760	136-2.5	112-1	56	81	4	38	528-9.8

2022-23 Starting Lineups

GAMES TOTAL (GAME #)	GUARD	GUARD	GUARD/ FORWARD	FORWARD	FORWARD/ CENTER	W-L	PCT.
Game 1, 2, 3, 4, 5, 6, 7, 8	Hill	Miller	Reed	Wilkinson	KJ Williams	7-1	.875
Game 9	Hill	Miller	Fountain	Wilkinson	KJ Williams	1-0	1.000
Game 10, 11, 12, 13, 14	Hill	Miller	Hayes	Fountain	KJ Williams	4-1	.800
Game 15	Hannibal	Miller	Hayes	Fountain	KJ Williams	0-1	.000
Game 16, 17	Hannibal	Miller	Hill	Fountain	KJ Williams	0-2	.000
Game 18, 19, 21, 22	J. Williams	Miller	Hayes	Fountain	KJ Williams	0-4	.000
Game 20	J. Williams	Miller	Reed	Fountain	KJ Williams	0-1	.000
Game 23	J. Williams	Miller	Ward	Fountain	KJ Williams	0-1	.000

Tigers Record When ...

CATEGORY	22-23	21-22
Lead After First Half	9-2	16-4
Lead After 30 Minutes	10-1	15-2
Lead After 35 Minutes	9-0	18-3
Outshoot Opponent	10-1	21-1
Ourrebound Opponent	7-3	13-4
More Assists	10-1	15-5
More FT Attempts	9-6	11-1
More 3FG Made	7-3	9-4
More Turnovers	2-6	5-3
More Points In Paint	9-1	19-5
More 2nd Chance Points	4-5	12-5
More Fast Break Points	7-1	19-7
More Points Off Turnovers	9-1	20-5
More Bench Points	8-5	18-8
Shoot Under 40 Percent	1-7	3-8
Shoot 40-49 Percent	8-4	12-4
Shoot 50-59 Percent	3-0	7-0
Shoot over 60 Percent		
Grab 40+ Rebounds	3-2	11-1
Grab 50+ Rebounds		2-0
Post 15+ Assists	6-1	10-3
Grabs 10+ Steals	2-1	16-4
Score Below 70 Points	5-9	7-1
Score 70-79 Points	5-2	7-3
Score 80-89 Points	1-0	6-0
Score 90-99 Points	1-0	1-0
Score 100 or More Points		1-0

CATEGORY	22-23	2021-22
Trail After First Half	3-9	6-89
Trail After 30 Minutes	2-9	5-10
Trail After 35 Minutes	2-10	2-9
Outshot by Opponent	2-10	1-11
Outrebounded by Opp.	5-7	6-7
More Assists by Opponent	1-10	5-4
More FT Attempts By Opp.	2-5	10-8
More 3FG by Opponent	3-7	10-7
More Turnovers by Opp.	9-4	15-8
More Pts In Paint by Opp.	3-9	2-6
More 2nd Chance Pts Opp.	7-6	10-6
More Fast Break Points Opp.	5-10	3-5
More Pts Off TOs by Opp.	2-10	3-5
More Bench Points by Opp.	4-6	5-3
Opp. Shoots Under 40 Pct.	5-1	16-2
Opp. Shoots 40-49 Pct.	5-8	6-9
Opp. Shoots 50-59 Pct.	2-2	0-1
Shoot over 60 percent		
Opps. Grabs 40+ Rebounds	1-1	3-5
Opp. Grabs 50+ Rebounds	0-1	
Opp. Posts 15+ Assists	0-5	1-3
Opp. Grabs 10+ Steals	0-1	2-3
Opp. Score Below 70 Points	9-5	21-3
Opp. Score 70-79 Points	2-4	1-9
Opp. Score 80-89 Points	1-1	
Opp. Score 90-99 Points		
Opp. Score 100 or More Pts.	0-1	

CATEGORY	22-23	21-22
Tied After First Half		
Tied After 30 Minutes	0-1	2-0
Tied After 35 Minutes	1-0	2-0
FG Percentage Tied		
Rebounds Tied	0-1	3-1
Assists tied	1-0	2-2
LSU 10+ 3FG Made	3-1	3-1
3 FG Made Tied	1-1	3-1
Opp. 10+ 3FG Made	2-4	2-3
2 Player With 10+ Rebounds	1-0	1-0
4 Players With 10+ Points	1-1	9-1
Gms Decided by 3 or Less	3-2	1-3
Games Decided by 4-5 Pts	2-0	3-3
Games Decided by 6-10 Pts	3-3	4-3
Games Decided by 11-19 Pts	3-3	7-3
Games Decided by 20+ Pts	1-3	7-0
In WHITE Uniforms	9-5	16-3
In PURPLE Uniforms	2-5	5-9
In GOLD Uniforms	1-1	1-0
Games in November	6-1	7-0
Games in December	6-0	5-1
Games in Janaury	0-8	4-4
Games in February	0-2	4-4
Games in March		2-3
Games on Mon/Tues/Wed.	6-6	11-5
Games on Sat/Sun	4-5	7-5
Games on Thurs/Friday	2-0	4-2

2022-23 Tigers by the Numbers

PLAYER	10+ PTS	20+ PTS	30+PTS	10+REB	5+AST	3+BLK	3+ STL			HIGH POINTS	HIGH REBS	HIGH ASSTS	HIGH STEALS	HIGH BLOCKS
0-Trae Hannibal	5			1	5		2			2	2	8	6	1
1-Cam Hayes	8	1			1					2	1	3	3	1
2-Corneilous Williams														
3-Justice Hill	7				7		3					11	3	
4-Kendal Coleman											1			5
5-Mwani Wilkinson											1	1	1	3
10-Brandon Egemo														
11-Justin Williams					5							4	1	
12-KJ Williams	13	3	2	5		2	2			12	13		7	11
13-Jalen Reed											3	1	1	5
15-Tyrell Ward													1	
20-Derek Fountain	6	1		3		1	2			2	6		6	4
21-Austin Montgomery														
25-Adam Benahayoune														
30-Parker Edwards														
34-Shawn Phillips														
44-Adam Miller	8	4					2			6		1	3	3

Tiger Leaders

2022-23 Breakdown

PLAYER DOUBLE DOUBLES	PT/AST	PT/REB	15/10 GAMES	20/10 GAMES		DUNKS	
0-Trae Hannibal						3	
1-Cam Hayes						1	
2-Corneilous Williams							
3-Justice Hill						3	
4-Kendal Coleman						4	
5-Mwani Wilkinson							
10-Brandon Egemo							
11-Justice Williams							
12-KJ Williams		6 (33)	3	2		11	
13-Jalen Reed						4	
15-Tyrell Ward							
20-Derek Fountain		3 (3)	1			4	
21-Austin Montgomery							
25-Adam Benhayoune							
30-Parker Edwards							
34-Shawn Phillips						2	
44-Adam Miller						1	

Season Team Leaders

CATEGORY	PLAYER	TOTAL
Points	KJ Williams	384
Rebounds	KJ Williams	174
Off. Rebounds	KJ Williams	63
Assists	Justice Hill	65
Steals	KJ Williams	31
Blocks	KJ Williams	25
3PT FG Made	Adam Miller	53
2PT FG Made	KJ Williams	108
Free Throws Made	Derek Fountain	61
Free Throw Attempts	Derek Fountain	78
Minutes Played	Adam Miller	759
Games Started	Miller, KJ Williams	23
Scoring Dble Figures	KJ Williams	20

Miscellaneous Scoring

(LSU/Opponent)					
OPPONENT	Paint	OFF T/O	2ND CH	FAST BR.	BENCH
Kansas City	18/17	28/26	6/9	21/7	18/16
Arkansas State	18/30	23/16	5/12	2/7	4/6
UNO	32/26	22/7	14/13	15/4	51/19
Illinois State	40/32	16/12	12/4	6/17	22/16
Akron	22/10	13/14	8/9	4/2	12/9
Kansas State	28/28	13/16	9/1	3/10	10/19
Wofford	34/30	16/15	6/14	17/12	24/16
UT Arlington	20/34	11/7	10/20	7/4	29/17
Wake Forest	32/44	21/11	14/7	17/8	19/21
NCCU	38/26	9/14	18/5	9/14	10/17
Winthrop	42/40	21/11	3/14	9/11	15/1
ETSU	38/32	12/12	10/10	6/4	13/21
Arkansas	40/36	13/4	6/11	8/7	25/0
UK	26/34	4/7	6/12	2/8	16/4
Texas A&M	10/42	10/17	5/18	6/3	9/1
Florida	24/28	5/23	19/10	1/16	10/26
Alabama	30/18	2/19	8/32	8/15	33/50
Auburn	20/32	2/15	9/7	3/5	17/22
Tennessee	32/30	7/33	12/20	1/10	23/25
Arkansas	22/28	4/18	9/5	7/15	8/6
Texas Tech	24/26	17/18	20/14	11/13	13/11
Missouri	32/36	14/17	18/7	12/14	30/21
Alabama	22/24	7/3	6/4	5/7	24/31

Notable

OPPONENT
Kansas City -- McMahon era gets off to winning start. Tigers struggle at times but lead for 39 minutes; KJ Williams 13-14 doubles; Hill 7 assists. 16 asts-24 FGM.
Arkansas St. -- Tigers hold A-State scoreless for seven minutes after Red Wolves closed game to two. Miller, KJ and Hill only players to make field goals.
UNO -- Tigers shut down UNO in the first half and then shoot 66.7 percent in the second half (16-of-24) for easy win. Derek Fountain off bench leads LSU with 15.
Illinois St. -- KJ Williams scored 33 points as LSU scores 45 first half points, while holding ISU to 18, shooting 59.3%. State has just 6 2-pt field goals in game.
Akron -- Tigers rally from 8 down in first half to take lead early in second half, holding Akron to 5 2H FGs to advance to finals of Cayman Islands Classic.
K-State - Tigers score at buzzer to force OT, but officials rule clock didn't start on time; reviewed final 4.7 seconds, disallowing potential tying shot by Hannibal.
Wofford -- LSU rallies from five points down with 4:26 to play. Allows no 3pt FGs in that time after allowing 11 in game. Tigers shoot 52.8% FG. Miller 26 pts.
UTA -- For the second straight game, LSU had to rally in the final minutes, this time down 4 with 6:49 to play. 10-0 run helps seal the game for LSU, 34 paint pts.
Wake Forest -- Tigers down 20, 39-19, late 1st half, rallies for win on a Juice Hill layup with 2.1 seconds to play. KJ Williams 35 pts-10 rebs, 30th career double.
NCCU -- Derek Fountain (17-14) & KJ Williams (18-12) double doubles; combining for 29 first half pts ... Fountain's 1st college double; Cam Hayes 1st LSU start.
Winthrop -- Tigers rally from 1 down at half, making 21-of-31 FGs in 2nd half; 54.7% for game; Hayes 25 pts; Hannibal 6 assts; no TO; 21-11 adv Pts Off TO.
ETSU -- Tigers go to 8-0 at home, holding off an ETSU rally in 2nd half; KJ Williams with 5th double of season (28-12); Tigers lead for 39:20; 16 asts; 27 FGs.
Arkansas -- LSU takes down No. 9 Razorbacks, taking the lead for good in the final 2:30 ... Hannibal 19 pts, Fountain double double; 13-4 advantage pts/TOS.
UK -- LSU showed toughness rallying back every time it appeared UK might sprint clear. Down 1 twice in last 2:30. KJ Williams 23 pts. 49.1 % FGs, 11 3FG.
Texas A&M -- LSU could never get going after falling behind shooting 28.6% in 1st half; A&M, 42-10 paint pts adv; KJ Williams gets 1,000th career rebound.
Florida -- 15 TOs, poor shooting, while Florida shot 55% in second half, including 9-12 from inside arc, allowed Gators to make big game swing to lead. KJ 23 pts.
Alabama -- Alabama makes 14-of-33 3 PT FGs in the first half as LSU struggles from field (29.5%) ... Out rebounded 52-38 ... KJ Williams, Cam Hayes 10 pts.

Stat Leaders

OPPONENT	POINTS	REBS	ASSTS	STLS	BLOCKS
Kansas City	Miller 18	KJ 14	Hill 7	Hill 4	KJ 3
Arkansas St.	Miller 26	Wilkinson 6	Hill 3	Hannibal 3	3 with 1
UNO	Fountain 15	Fountain 8	Hill 5	Fountain 7	Coleman 2
Illinois State	KJ Williams 33	KJ 8	Hill 5	3 with 2	3 with 1
Akron	Miller 23	2 with 5	3 with 3	KJ 3	Fountain 2
K-State	KJ Williams 17	KJ 10	Hannibal 4	Hannibal 4	3 with 1
Wofford	Miller 26	2 with 5	5 with 2	2 with 2	2 with 1
UT Arlington	KJ Williams 14	KJ Williams 9	Hill 5	KJ 2	3 with 1
Wake Forest	KJ Williams 35	KJ Williams 10	2 with 6	Fountain 4	KJ 1
NCCU	KJ Williams 18	Fountain 14	2 with 4	3 with 2	2 with 2
Winthrop	Hayes 25	2 with 7	Hannibal 6	2 with 2	Coleman 2
ETSU	KJ Williams 28	KJ Williams 12	Hill 5	KJ 3	Reed 1
Arkansas	Hannibal 19	Fountain 10	Hayes 3	2 with 2	3 with 1
UK	KJ Williams 23	Fountain 8	Hannibal 4	3 with 1	KJ 1
Texas A&M	Miller 16	KJ Williams 8	Hannibal 4	Hill 5	3 with 1
Florida	KJ Williams 23	Hannibal 12	Hill 6	Hannibal 2	none
Alabama	2 with 10	Reed 7	J Williams 5	Ward 2	none
Auburn	2 with 16	KJ Williams 8	Miller 3	KJ 2	KJ 2
Tennessee	KJ Williams 16	Reed 5	2 with 4	2 with 1	none
Arkansas	2 with 9	KJ Williams 11	J Williams 2	2 with 2	KJ 2
Texas Tech	KJ Williams 20	KJ Williams 9	J Williams 4	J. Williams 2	KJ 2
Missouri	KJ Williams 15	2 with 11	Hannibal 5	KJ 2	4 with 1
Alabama	Fountain 2	2 with 8	J Williams 4	Miller 3	Fountain 4

Notable

OPPONENT
Auburn -- LSU shoots less than 30 percent for second straight game; closes game 1st 5 minutes of 2nd half to 2 but can't sustain; KJ, Hannibal each get 16.
Tennessee -- Tigers outshoot Tennessee from field (47.7% & 59.1% 2nd half), but gives up 33 pts. off TOs (33-7). KJ Williams scores 2,000th career point.
Arkansas -- LSU makes just 3 FGs in first half, scoring just 14 points as Arkansas builds big lead. KJ 11 rebounds. First gm no Tigers scores in double figures.
Texas Tech -- Tigers rally from eight down at half to get a 56-51 lead, but a good offensive day goes quiet, making just 1-12 last 7:33 from field. KJ 20 pts.
Missouri -- Tigers get offense going but can't withstand 11 first-half threes from Missouri ... Six LSU players in double figures; KJ and Fountain both double.
Alabama -- LSU rallies from 8 down at half to within two three times in second half. Derek Fountain career high 26 points; 40-35 reb. adv.; 13-4 off. rebs.

The Last Time LSU ...

ALL GAMES

Scoring

Less Than 50 points	40 -- at Arkansas (40-60), 1/24/23
80 or more points	89 -- vs. Winthrop (89-81), 12/17/22
90 or more points	91 -- vs. UNO (91-62), 11/17/22
100 or more points	101 -- vs. ULM (101-39), 11/9/21

Opponents Scoring

Less than 50 points	49 -- by NW St. (49-89), 12/14/21
80 or more points	87 -- by Missouri (87-77), 2/1/23
90 or more points	91 -- by UGA (91-78), 2/23/21
100 or more points	116 -- by Alabama (106-66), 1/14/23

Field Goal Percentage

Shot less than 30 %	25.9 -- at Arkansas (14-54), 1/24/23
Shot 50 % or more	54.7 -- vs. Winthrop (35-64), 12/17/22
Shot 60 % or more	61.3 -- at Miss. State (38-62), 2/10/21
Shot 70 % or more	70.3 -- vs. Centenary (45-64), 1/15/03

Opponents Field Goal Percentage

Shot less than 30 %	25.9 -- by Akron (14-54), 11/22/22
Shot 50 % or more	55.9 -- by Missouri (33-59), 2/1/23
Shot 60 % or more	60.0 -- by Georgia (27-45), 2/6/14

Three-Point FG Percentage

Shot less than 10 %	9.5 -- vs. Miss. St. (2-21), 1/11/20
Shot 40 % or more	40.9 -- at A&M (9-22), 1/7/23
Shot 50 % or more	50.0 -- at Texas A&M (8-16), 2/8/22
Shot 60 % or more	66.7 -- vs. Alabama (10-15), 1/8/19

Opponents Three-Point FG Percentage

Shot less than 10 %	6.3 -- by UAB (1-16), 12/21/13
Shot 40 % or more	44.8 -- by Alabama (13-29), 2/4/23
Shot 50 % or more	61.6 -- by Texas Tech (11-18), 1/28/23
Shot 60 % or more	61.6 -- by Texas Tech (11-81), 1/28/23
Shot 70% or more	71.4 - by Grambling (5-7), 12/01/18

Free Throw Percentage

Shot less than 50 %	40.0 -- vs. WF (6-15), 12/10/22
Shot 80 % or more	81.3 -- vs. Florida (13-16), 1/10/23
Shot 90 % or more	94.7 -- at Arkansas (18-19), 3/2/22
Shot 100 percent	100.0 -- vs. Texas A&M (13-13), 2/4/17

Rebounds

Had less than 20 rebs	19 -- vs. Ole Miss, 1/22/11
Had 40 or more rebs	40 -- vs. Alabama, 2/4/23
Had 50 or more rebs	50 -- vs. McNeese, 11/18/21
Had 60 or more rebs	64 -- vs. N'western St, 11/16/13

Opponent Rebounds

Less than 20 rebs	18 -- by UNCG, 11/9/18
Had 40 or more rebs	52 -- by Alabama, 1/14/23
Had 50 or more rebs	52 -- by Alabama, 1/14/23

Assists

Less than 5 assists	4 -- vs. Texas A&M, 3/12/16
15 assists or more	15 -- at Missouri, 2/1/23
20 assists or more	20 -- vs. Lipscomb, 12/22/21
25 assists or more	26 -- vs. UNF, 12/22/17
30 or more assists	33 -- vs. Georgia State, 12/28/94

Opponent Assists

Less than 5 assists	3 -- by Kentucky, 2/23/22
15 assists or more	19 -- by Alabama, 2/4/23
20 assists or more	26 -- by Missouri, 2/1/23
25 assists or more	26 -- by Missouri, 2/1/23
30 assists or more	33 -- by Kentucky, 1/16/96

Blocks

0 blocks	0 -- vs. Tennessee, 1/21/23
5 or more blocks	8 -- vs. Alabama, 2/4/23
10 or more blocks	10 -- vs. Grambling, 12/1/18
15 or more blocks	16 -- vs. Alcorn State, 11/20/08

Opponent Blocks

0 blocks	0 -- by Alabama, 3/5/22
5 or more blocks	5 -- by Alabama, 2/4/23
10 or more blocks	14 -- by Auburn, 12/29/21

Steals

0 steals	0 -- vs. Georgia Tech, 3/17/90
10 or more steals	11 -- at A&M, 1/7/23
15 or more steals	17 -- vs. UNO, 11/17/22

Opponent Steals

0 steals	0 -- by Washington State, 12/27/08
10 or more steals	10 -- by Florida, 1/10/23
15 or more steals	15 -- by Iowa State, 3/18/22

The Last Time An LSU Player...

ALL GAMES

Scored 20 or more points.....	26	Derek Fountain, vs. Alabama, 2/4/23
Scored 25 or more points.....	26	Derek Fountain, vs. Alabama, 2/4/23
Scored 30 or more points.....	35	KJ Williams, vs. Wake Forest, 12/10/22
Scored 35 or more points.....	35	KJ Williams, vs. Wake Forest, 12/10/22
Scored 40 or more points.....	43	Ben Simmons, vs. North Florida, 12/2/15
Scored 45 or more points.....	53	Shaquille O'Neal, vs. Arkansas State, 12/18/90
Scored 50 or more points.....	53	Shaquille O'Neal, vs. Arkansas State, 12/18/90
Scored 55 or more points.....	55	Chris Jackson, vs. Ole Miss, 3/4/89
Scored 60 or more.....	64	Pete Maravich, vs. Kentucky, 2/21/70
Scored double figures in 5 straight games.....	6	KJ Williams, 1/3/23 to 1/21/23
Scored double figures in 10 straight games.....	14	Darius Days, 1/29/22 to 3/18/22
Scored duple figures in 15 straight game	19	Cameron Thomas, 1/13/21 to 3/22/21
Scored double figures in 20 straight games.....	28	Ben Simmons, 11/30/15 to 3/5/16
Scored double figures in 25 straight games.....	28	Ben Simmons, 11/30/15 to 3/5/16
Scored double figures in 30 straight games.....	48	Glen Davis, 3/5/05 to 12/17/06
Scored double figures in 35 straight games.....	48	Glen Davis, 3/5/05 to 12/17/06
Scored double figures in 40 straight games.....	48	Glen Davis, 3/5/05 to 12/17/06
Scored double figures in 45 or more straight game.....	48	Glen Davis, 3/5/05 to 12/17/06
Scored 20 points or more in 2 straight games	2	Tari Eason 24 at Arkansas (3/2/22); 20 vs. Alabama (3/5/22)
Scored 20 points or more in 3 straight games	3	Tari Eason, 23 vs. Miss. State (2/12/22); 21 vs. UGA (2/16/22); 21 at South Carolina (2/19/22)
Scored 20 points or more in 4 straight games	4	Tari Eason, 25 at Texas A&M (2/8/22); 23 vs. Miss. State (2/12/22); 21 vs. UGA (2/16/22); 21 at South Carolina (2/19/22)
Scored 20 points or more in 5 straight games	5	Cam Thomas, 27 vs. Auburn (2/20/21); 21 at UGA (2/23/21); 25 at Arkansas (2/27/21); 23 vs. Vanderbilt (3/2/21); 29 at Missouri (3/6/21)
Scored 20 points or more in 6 straight games	10	Cam Thomas, 26 at Texas A&M (1/26/21); 25 vs. Texas Tech (1/30/21); 22 at Alabama (2/3/21); 25 at Miss. State (2/10/21); 25 vs. Tennessee (2/13/21); 27 vs. Auburn (2/20/21); 21 at UGA (2/23/21); 25 at Arkansas (2/27/21); 23 vs. Vanderbilt (3/2/21); 29 at Missouri, (3/6/21)
Scored 30 points or more in consecutive games	2	Marcus Thornton, 31 vs. Miss. State (1/21/09); 30 vs. Xavier (1/24/09)
Made 10-14 field goals in a game.....	11	KJ Williams, vs. ETSU, 12/21/22
Made 15 or more field goals in a game	15	Ben Simmons, vs. N. Florida, 12/2/15
Attempted 15-19 field goals in a game	15	Justice Hill, at Missouri, 2/1/23
Attempted 20-24 field goals in a game.....	20	KJ Williams, vs. Florida, 1/10/23
Attempted 25-29 field goals in a game.....	25	Johnny O'Bryant III, at Kentucky, 2/22/14
Attempted 30 or more field goals in a game.....	34	Ronnie Henderson, vs. Oklahoma State, 12-20-94
Made 5 three pointers in a game.....	5	Adam Miller, vs. Texas Tech, 1/28/23
Made 6-9 three pointers in a game.....	7	KJ Williams, vs. Wake Forest, 12/10/22
Made 10 or more three pointers in a game.....	10	Mahmoud Abdul-Rauf, vs. Tennessee, 2-10-90
Attempted 8-10 three pointers in a game	11	Adam Miller, at Missouri, 2/1/23
Attempted 11 or more three pointers in a game.....	11	Justice Hill, at Missouri, 2/1/23
Had 15 or more rebounds.....	11	Adam Miller, at Missouri, 2/1/23
Had 20 or more rebounds.....	11	Justice Hill, at Missouri, 2/1/23
Had 10 or more rebounds in 2 straight games.....	18	Darius Days, vs. LA Tech, 12/18/21
10 or more rebounds in 3 straight games.....	20	Ben Simmons vs. Marquette, 11/23/15
	2	KJ Williams, 10 vs. Wake Forest, 12/10/22; 12 vs. NCCU, 12/13/22
	3	Darius Day 12 at TCU, 1/29/22; 13 vs. Ole Miss, 2/1/22; 11 at

The Last Time An LSU Player...

ALL GAMES

Had 10 or more rebounds in 4 straight games.....	4	Vanderbilt, 2/5/22 Ben Simmons, 12 at Arkansas, 2/23/16; 11 vs. Florida, 2/27/16 ; 14 vs. Missouri, 3/1/16; 11 at Kentucky, 3/5/16
Had 10 or more rebounds in 5 straight games.....	7	Ben Simmons, 16, vs. South Alabama, 11/19/15; 20 vs. Marquette, 11/23/15; 14 vs. NC State, 11/24/15; 18 at Charleston, 11/30/15; 14 vs. North Florida, 12/2/15, 14 at Houston, 12/13/15; vs. Gardner-Webb, 12/16/15
Had 10 or more rebounds in 6 straight games.....	7	Ben Simmons, 16, vs. South Alabama, 11/19/15; 20 vs. Marquette, 11/23/15; 14 vs. NC State, 11/24/15; 18 at Charleston, 11/30/15; 14 vs. North Florida, 12/2/15, 14 at Houston, 12/13/15; vs. Gardner-Webb, 12/16/15
Had 10 or more rebounds in 7 straight games.....	7	Ben Simmons, 16, vs. South Alabama, 11/19/15; 20 vs. Marquette, 11/23/15; 14 vs. NC State, 11/24/15; 18 at Charleston, 11/30/15; 14 vs. North Florida, 12/2/15, 14 at Houston, 12/13/15; vs. Gardner-Webb, 12/16/15
Had 10 or more rebounds in 8 or more games	8	Glen Davis, 11 at Alabama, 2/4/06; 16 vs. Arkansas, 2/8/06; 15 at Florida, 2/11/06; 13 vs. Miss. State, 2/15/06; 11 at Auburn, 2/18/06; 11 at Vandy, 2/22/06; 15 vs. Kentucky, 2/25/06; 10 at S. Carolina, 2/28/06
Had 9 offensive rebounds in a game.....	9	Darius Days vs. Arkansas, 1/8/20
Had 10-13 defensive rebounds in a game.....	11	Darius Days vs. LA Tech, 12/18/21
Had 14 or more defensive rebounds in a game.....	15	Ben Simmons, vs. Arkansas, 1/16/16
Had 8 or more assists.....	9	Brandon Murray, vs. Missouri, 3/10/22
Had 10 or more assists.....	10	Xavier Pinson, vs. Georgia, 2/16/22
Had 15 or more assists.....	18	Randy Livingston, vs. George Mason, 12-3-94
Had 5 or more blocks in a game.....	5	Kavell Bigby-Williams, at Ole Miss, 1/15/19
Had 8 or more blocks in a game.....	9	Kavell Bigby-Williams, vs. Grambling, 12/1/18
Had 10 or more blocks in a game	11	Stromile Swift, vs. Alabama, 2-10-99
Had 5 or more steals in a game	5	Justice Hill, at Texas A&M, 1/7/23
Had 8 or more steals in a game	8	Tremont Waters, vs. ULM, 12/28/18
Had 10 or more steals in a game.....	10	Shawn Griggs, vs. Tennessee, 2-23-91
Had a double-double		Derek Fountain, 11 pts-11 rebs, at Missouri, 2/1/23 KJ Williams, 15 pts-11 rebs, at Missouri, 2/1/23
Had a double-double in 2 or more straight games.....	2	KJ Williams, 35 pts-10 rebs, vs. Wake Forest, 12/10/22; 18 pts-12 rebs. vs. NCCU, 12/13/22
Had a double-double in 4 or more straight games.....	4	Ben Simmons at Arkansas, 23 pts.-12 reb., 2/23/16; vs. Florida, 22 pts.-11 reb. , 2/27/16; vs. Missouri, 22 pts.-14 reb., 3/1/16; at Kentucky, 17 pts.-11 reb., 3/5/16
Had a double-double in 5 or more straight games.....	7	Ben Simmons, vs. South Alabama, 23 pts-16 rebs, 11/19/15; vs. Marquette, 21 pts-20 rebs, 11/23/15; vs. NC State, 14 rebs-10 assts, 11/24/15; at Charleston, 15 pts-18 rebs, 11/30/15; vs. North Florida, 43; pts-11 rebs., 12/2/15; at Houston, 13 pts-14 rebs, 12/13/15; vs. Gardner-Webb, 11 pts-12 rebs, 12/16/15
Had a triple-double		Tim Quarterman, vs. Ole Miss, 18 pts-10 reb-10 asst, 2/28/15
Played 40 minutes in a game.....	41	Brandon Murray, vs. Alabama, 3/5/22
Played 41 or more in a game	41	Brandon Murray, vs. Alabama, 3/5/22
Played 50 or more minutes in a game.....	54	Charles Carmouche, vs. Alabama, 2/23/13
	51	Johnny O'Bryant III, vs. Alabama, 2/23/13



2022-23 LSU Men's Basketball Combined Team Statistics All games

Page 1/1
as of Feb 05, 2023

Game Records

Record	Overall	Home	Away	Neutral
ALL GAMES	12-11	9-5	0-5	3-1
CONFERENCE	1-9	1-4	0-5	0-0
NON-CONFERENCE	11-2	8-1	0-0	3-1

Score by Periods

Team	1st	2nd	OT	TOT
LSU	749	795	0	1544
Opponents	777	809	0	1586

Team Box Score

No.	Player				Total		3-Point		F-Throw		Rebounds													
		GP-GS	MIN	AVG	FG-FGA	FG%	3FG-3FGA	3FG%	FT-FTA	FT%	OFF	DEF	TOT	AVG	PF	DQ	A	TO	BLK	STL	PTS	AVG		
12	WILLIAMS, KJ	23-23	736:51	32.0	147-303	.485	39-93	.419	51-66	.773	63	111	174	7.6	55	0	20	36	25	31	384	16.7		
44	MILLER, Adam	23-23	758:49	33.0	85-251	.339	53-169	.314	47-58	.810	5	45	50	2.2	41	0	31	48	3	20	270	11.7		
1	HAYES, Cam	21-10	453:45	21.6	60-134	.448	26-73	.356	25-30	.833	2	47	49	2.3	34	0	41	22	3	11	171	8.1		
20	FOUNTAIN, Derek	23-15	537:27	23.4	61-112	.545	4-14	.286	61-78	.782	56	75	131	5.7	65	3	18	32	12	29	187	8.1		
3	HILL, Justice	20-16	511:06	25.6	50-169	.296	23-82	.280	16-29	.552	7	30	37	1.9	17	0	65	32	1	22	139	7.0		
0	HANNIBAL, Trae	22-3	457:30	20.8	49-110	.445	1-4	.250	53-75	.707	26	69	95	4.3	38	0	56	45	2	17	152	6.9		
11	WILLIAMS, Justice	18-6	315:25	17.5	26-75	.347	4-25	.160	12-20	.600	8	20	28	1.6	18	0	30	18	0	8	68	3.8		
13	REED, Jalen	23-9	345:42	15.0	20-53	.377	2-6	.333	20-44	.455	19	48	67	2.9	43	0	9	26	9	8	62	2.7		
5	WILKINSON, Mwani	12-9	156:19	13.0	11-27	.407	8-18	.444	1-2	.500	2	17	19	1.6	19	0	10	7	3	6	31	2.6		
4	COLEMAN, Kendal	21-0	169:07	8.1	19-35	.543	0-0	.000	11-18	.611	16	29	45	2.1	27	0	2	7	8	4	49	2.3		
15	WARD, Tyrell	13-1	100:25	7.7	7-27	.259	5-16	.313	2-4	.500	3	6	9	0.7	10	0	2	3	0	6	21	1.6		
34	PHILLIPS JR., Shawn	12-0	54:14	4.5	3-6	.500	0-0	.000	4-4	1.000	3	7	10	0.8	9	0	2	3	0	3	10	0.8		
10	EGEMO, Brandon	1-0	01:07	1.1	0-0	.000	0-0	.000	0-0	.000	0	1	1	1.0	0	0	0	0	0	0	0	0.0		
25	BENHAYOUNE, Adam	1-0	01:07	1.1	0-0	.000	0-0	.000	0-0	.000	0	0	0	0.0	0	0	0	0	0	0	0	0.0		
30	EDWARDS, Parker	1-0	01:07	1.1	0-1	.000	0-1	.000	0-0	.000	0	0	0	0.0	0	0	0	0	0	0	0	0.0		
Team											42	46	88					12						
Total		23	4600		538-1303	.413	165-501	.329	303-428	.708	252	551	803	34.9	376	3	286	291	66	165	1544	67.1		
Opponents		23	4600		577-1316	.438	178-546	.326	254-356	.713	233	567	800	34.8	379	8	301	287	81	141	1586	69.0		

Team Statistics

	LSU	OPP
Scoring		
Points per game	1544	1586
Points per game	67.1	69.0
Scoring margin	-1.8	-
Field goals-att		
Field goal pct	538-1303	577-1316
Field goal pct	.413	.438
3 point fg-att		
3-point FG pct	165-501	178-546
3-point FG pct	.329	.326
3-pt FG made per game	7.2	7.7
Free throws-att		
Free throw pct	303-428	254-356
Free throw pct	.708	.713
F-Throws made per game	13.2	11.0
Rebounds		
Rebounds per game	803	800
Rebounds per game	34.9	34.8
Rebounding margin	+0.1	-
Assists		
Assists per game	286	301
Assists per game	12.4	13.1
Turnovers		
Turnovers per game	291	287
Turnovers per game	12.7	12.5
Turnover margin	-0.2	-
Assist/turnover ratio	1.0	1.0
Steals		
Steals per game	165	141
Steals per game	7.2	6.1
Blocks		
Blocks per game	66	81
Blocks per game	2.9	3.5
Winning streak		
Home win streak	0	-
Home win streak	0	-
Attendance		
Home games-Avg/Game	131091	74372
Home games-Avg/Game	14-9364	5-14874
Neutral site-Avg/Game	-	4-3161

Team Results

Date	Opponent		Score	Att.
11/09/2022	Kansas City	W	74-63	9338
11/12/2022	Arkansas St.	W	61-52	9011
11/17/2022	New Orleans	W	91-62	9224
11/21/2022	vs Illinois St.	W	77-61	1250
11/22/2022	vs Akron	W	73-58	1200
11/23/2022	vs Kansas St.	L	59-61	2400
11/27/2022	Wofford	W	78-75	8428
12/02/2022	UT Arlington	W	63-59	9145
12/10/2022	vs Wake Forest	W	72-70	7795
12/13/2022	N.C. Central	W	67-57	8212
12/17/2022	Winthrop	W	89-81	9067
12/21/2022	ETSU	W	72-68	9059
12/28/2022	Arkansas	W	60-57	10428
01/03/2023	at Kentucky	L	71-74	19610
01/07/2023	at Texas A&M	L	56-69	9319
01/10/2023	Florida	L	56-67	9159
01/14/2023	at Alabama	L	66-106	13474
01/18/2023	Auburn	L	49-67	9967
01/21/2023	Tennessee	L	56-77	10462
01/24/2023	at Arkansas	L	40-60	19200
01/28/2023	Texas Tech	L	68-76	9939
02/01/2023	at Missouri	L	77-87	12769
02/04/2023	Alabama	L	69-79	9652



2022-23 LSU Men's Basketball Combined Team Statistics In Conference games

Page 1/1
as of Feb 05, 2023

Game Records

Record	Overall	Home	Away	Neutral
ALL GAMES	1-9	1-4	0-5	0-0
CONFERENCE	1-9	1-4	0-5	0-0
NON-CONFERENCE	0-0	0-0	0-0	0-0

Score by Periods

Team	1st	2nd	OT	TOT
LSU	264	336	0	600
Opponents	380	363	0	743

Team Box Score

No.	Player				Total		3-Point		F-Throw		Rebounds													
		GP-GS	MIN	AVG	FG-FGA	FG%	3FG-3FGA	3FG%	FT-FTA	FT%	OFF	DEF	TOT	AVG	PF	DQ	A	TO	BLK	STL	PTS	AVG		
12	WILLIAMS, KJ	10-10	328:25	32.8	49-118	.415	14-42	.333	26-34	.765	22	44	66	6.6	21	0	6	15	12	10	138	13.8		
0	HANNIBAL, Trae	9-3	208:44	23.2	33-69	.478	1-3	.333	24-35	.686	15	30	45	5.0	15	0	22	21	1	6	91	10.1		
20	FOUNTAIN, Derek	10-10	263:10	26.3	27-62	.435	2-10	.200	33-41	.805	29	32	61	6.1	29	2	9	17	6	10	89	8.9		
44	MILLER, Adam	10-10	324:03	32.4	26-100	.260	20-67	.299	16-21	.762	3	20	23	2.3	20	0	13	21	0	11	88	8.8		
1	HAYES, Cam	9-6	221:18	24.6	23-65	.354	11-38	.289	8-8	1.000	1	25	26	2.9	15	0	17	5	1	1	65	7.2		
3	HILL, Justice	7-4	159:34	22.8	11-51	.216	8-34	.235	2-5	.400	2	12	14	2.0	5	0	14	14	0	7	32	4.6		
11	WILLIAMS, Justice	10-5	195:20	19.5	14-43	.326	4-11	.364	9-10	.900	3	13	16	1.6	13	0	19	10	0	2	41	4.1		
15	WARD, Tyrell	6-1	64:20	10.7	5-19	.263	4-11	.364	2-4	.500	1	3	4	0.7	6	0	2	2	0	3	16	2.7		
13	REED, Jalen	10-1	121:43	12.2	7-25	.280	0-2	.000	4-15	.267	8	20	28	2.8	21	0	2	9	3	1	18	1.8		
4	COLEMAN, Kendal	8-0	56:07	7.0	4-10	.400	0-0	.000	6-10	.600	5	6	11	1.4	11	0	0	2	1	0	14	1.8		
5	WILKINSON, Mwani	2-0	12:37	6.3	1-1	1.000	0-0	.000	0-0	.000	0	0	0	0.0	2	0	1	1	1	1	2	1.0		
34	PHILLIPS JR., Shawn	8-0	44:38	5.6	3-5	.600	0-0	.000	0-0	.000	3	5	8	1.0	3	0	1	1	0	3	6	0.8		
Team											22	22	44					8						
Total		10	2000		203-568	.357	64-218	.294	130-183	.710	114	232	346	34.6	161	2	106	126	25	55	600	60.0		
Opponents		10	2000		269-589	.457	91-263	.346	114-153	.745	104	273	377	37.7	155	2	152	96	49	66	743	74.3		

Team Statistics

	LSU	OPP
Scoring	600	743
Points per game	60.0	74.3
Scoring margin	-14.3	-
Field goals-att	203-568	269-589
Field goal pct	.357	.457
3 point fg-att	64-218	91-263
3-point FG pct	.294	.346
3-pt FG made per game	6.4	9.1
Free throws-att	130-183	114-153
Free throw pct	.710	.745
F-Throws made per game	13.0	11.4
Rebounds	346	377
Rebounds per game	34.6	37.7
Rebounding margin	-3.1	-
Assists	106	152
Assists per game	10.6	15.2
Turnovers	126	96
Turnovers per game	12.6	9.6
Turnover margin	-3.0	-
Assist/turnover ratio	0.8	1.6
Steals	55	66
Steals per game	5.5	6.6
Blocks	25	49
Blocks per game	2.5	4.9
Winning streak	0	-
Home win streak	0	-
Attendance	49668	74372
Home games-Avg/Game	5.9934	5.14874
Neutral site-Avg/Game	-	0-0

Team Results

Date	Opponent		Score	Att.
12/28/2022	Arkansas	W	60-57	10428
01/03/2023	at Kentucky	L	71-74	19610
01/07/2023	at Texas A&M	L	56-69	9319
01/10/2023	Florida	L	56-67	9159
01/14/2023	at Alabama	L	66-106	13474
01/18/2023	Auburn	L	49-67	9967
01/21/2023	Tennessee	L	56-77	10462
01/24/2023	at Arkansas	L	40-60	19200
02/01/2023	at Missouri	L	77-87	12769
02/04/2023	Alabama	L	69-79	9652



2022-23 LSU Men's Basketball
Category Leaders
All games

Page 1/3
as of Feb 05, 2023

Points

##	Player	G	Pts	Pts/G
12	Williams, KJ	23	384	16.7
44	Miller, Adam	23	270	11.7
20	Fountain, Derek	23	187	8.1
1	Hayes, Cam	21	171	8.1
0	Hannibal, Trae	22	152	6.9
3	Hill, Justice	20	139	7.0
11	Williams, Justice	18	68	3.8
13	Reed, Jalen	23	62	2.7
4	Coleman, Kendal	21	49	2.3
5	Wilkinson, Mwani	12	31	2.6
15	Ward, Tyrell	13	21	1.6
34	Phillips Jr., Shawn	12	10	0.8

Scoring Average

##	Player	G	Pts	Pts/G
12	Williams, KJ	23	384	16.7
44	Miller, Adam	23	270	11.7
1	Hayes, Cam	21	171	8.1
20	Fountain, Derek	23	187	8.1
3	Hill, Justice	20	139	7.0
0	Hannibal, Trae	22	152	6.9
11	Williams, Justice	18	68	3.8
13	Reed, Jalen	23	62	2.7
5	Wilkinson, Mwani	12	31	2.6
4	Coleman, Kendal	21	49	2.3
15	Ward, Tyrell	13	21	1.6
34	Phillips Jr., Shawn	12	10	0.8

Field Goal Percentage

##	Player	FG	Att	Pct
20	Fountain, Derek	61	112	.545
4	Coleman, Kendal	19	35	.543
34	Phillips Jr., Shawn	3	6	.500
12	Williams, KJ	147	303	.485
1	Hayes, Cam	60	134	.448
0	Hannibal, Trae	49	110	.445
5	Wilkinson, Mwani	11	27	.407
13	Reed, Jalen	20	53	.377
11	Williams, Justice	26	75	.347
44	Miller, Adam	85	251	.339
3	Hill, Justice	50	169	.296
15	Ward, Tyrell	7	27	.259

Field Goal Attempts

##	Player	G	Att	Att/G
12	Williams, KJ	23	303	13.2
44	Miller, Adam	23	251	10.9
3	Hill, Justice	20	169	8.5
1	Hayes, Cam	21	134	6.4
20	Fountain, Derek	23	112	4.9

Field Goals Made

##	Player	G	Made	Made/G
12	Williams, KJ	23	147	6.4
44	Miller, Adam	23	85	3.7
20	Fountain, Derek	23	61	2.7
1	Hayes, Cam	21	60	2.9
3	Hill, Justice	20	50	2.5

3-Point FG Percentage

##	Player	3FG	Att	Pct
5	Wilkinson, Mwani	8	18	.444
12	Williams, KJ	39	93	.419
1	Hayes, Cam	26	73	.356
13	Reed, Jalen	2	6	.333
44	Miller, Adam	53	169	.314
15	Ward, Tyrell	5	16	.313
20	Fountain, Derek	4	14	.286
3	Hill, Justice	23	82	.280
0	Hannibal, Trae	1	4	.250
11	Williams, Justice	4	25	.160

3-Point FG Attempts

##	Player	G	Att	Att/G
44	Miller, Adam	23	169	7.3
12	Williams, KJ	23	93	4.0
3	Hill, Justice	20	82	4.1
1	Hayes, Cam	21	73	3.5
11	Williams, Justice	18	25	1.4

3-Point FG Made

##	Player	G	Made	Made/G
44	Miller, Adam	23	53	2.3
12	Williams, KJ	23	39	1.7
1	Hayes, Cam	21	26	1.2
3	Hill, Justice	20	23	1.2
5	Wilkinson, Mwani	12	8	0.7



2022-23 LSU Men's Basketball
Category Leaders
All games

Page 2/3
as of Feb 05, 2023

Free Throw Percentage

##	Player	Made	Att	Pct
34	Phillips Jr., Shawn	4	4	1.000
1	Hayes, Cam	25	30	.833
44	Miller, Adam	47	58	.810
20	Fountain, Derek	61	78	.782
12	Williams, KJ	51	66	.773
0	Hannibal, Trae	53	75	.707
4	Coleman, Kendal	11	18	.611
11	Williams, Justice	12	20	.600
3	Hill, Justice	16	29	.552
5	Wilkinson, Mwani	1	2	.500
15	Ward, Tyrell	2	4	.500
13	Reed, Jalen	20	44	.455

Free Throw Attempts

##	Player	G	Att	Att/G
20	Fountain, Derek	23	78	3.4
0	Hannibal, Trae	22	75	3.4
12	Williams, KJ	23	66	2.9
44	Miller, Adam	23	58	2.5
13	Reed, Jalen	23	44	1.9

Free Throws Made

##	Player	G	Made	Made/G
20	Fountain, Derek	23	61	2.7
0	Hannibal, Trae	22	53	2.4
12	Williams, KJ	23	51	2.2
44	Miller, Adam	23	47	2.0
1	Hayes, Cam	21	25	1.2

Rebounds

##	Player	G	Reb	Reb/G
12	Williams, KJ	23	174	7.6
20	Fountain, Derek	23	131	5.7
0	Hannibal, Trae	22	95	4.3
13	Reed, Jalen	23	67	2.9
44	Miller, Adam	23	50	2.2

Assists

##	Player	G	Ast	Ast/G
3	Hill, Justice	20	65	3.3
0	Hannibal, Trae	22	56	2.5
1	Hayes, Cam	21	41	2.0
44	Miller, Adam	23	31	1.3
11	Williams, Justice	18	30	1.7

Rebounds Average

##	Player	G	Reb	Reb/G
12	Williams, KJ	23	174	7.6
20	Fountain, Derek	23	131	5.7
0	Hannibal, Trae	22	95	4.3
13	Reed, Jalen	23	67	2.9
1	Hayes, Cam	21	49	2.3

Steals

##	Player	G	Stl	Stl/G
12	Williams, KJ	23	31	1.3
20	Fountain, Derek	23	29	1.3
3	Hill, Justice	20	22	1.1
44	Miller, Adam	23	20	0.9
0	Hannibal, Trae	22	17	0.8

Offensive Rebounds

##	Player	G	OReb	OReb/G
12	Williams, KJ	23	63	2.7
20	Fountain, Derek	23	56	2.4
0	Hannibal, Trae	22	26	1.2
13	Reed, Jalen	23	19	0.8
4	Coleman, Kendal	21	16	0.8

Blocked Shots

##	Player	G	Blk	Blk/G
12	Williams, KJ	23	25	1.1
20	Fountain, Derek	23	12	0.5
13	Reed, Jalen	23	9	0.4
4	Coleman, Kendal	21	8	0.4
44	Miller, Adam	23	3	0.1

Defensive Rebounds

##	Player	G	DReb	DReb/G
12	Williams, KJ	23	111	4.8
20	Fountain, Derek	23	75	3.3
0	Hannibal, Trae	22	69	3.1
13	Reed, Jalen	23	48	2.1
1	Hayes, Cam	21	47	2.2

Minutes

##	Player	G	Min	Min/G
44	Miller, Adam	23	759	32:60
12	Williams, KJ	23	737	32:02
20	Fountain, Derek	23	537	23:22
3	Hill, Justice	20	511	25:33
0	Hannibal, Trae	22	457	20:48



2022-23 LSU Men's Basketball
Category Leaders
All games

Page 3/3
as of Feb 05, 2023

Fouls

##	Player	G	PF	PF/G
20	Fountain, Derek	23	65	2.8
12	Williams, KJ	23	55	2.4
13	Reed, Jalen	23	43	1.9
44	Miller, Adam	23	41	1.8
0	Hannibal, Trae	22	38	1.7

Turnovers

##	Player	G	TO	TO/G
44	Miller, Adam	23	48	2.1
0	Hannibal, Trae	22	45	2.0
12	Williams, KJ	23	36	1.6
20	Fountain, Derek	23	32	1.4
3	Hill, Justice	20	32	1.6

Foul Outs

##	Player	G	FO
20	Fountain, Derek	23	3



2022-23 LSU Men's Basketball Team Game-by-Game All games

Page 1/1
as of Feb 05, 2023

				Total		3-Pointers		Free throws		Rebounds											
Opponent	Date	Score		FG-FGA	PCT	3FG-3FGA	PCT	FT-FTA	PCT	OFF	DEF	TOT	AVG	PF	A	TO	BLK	STL	PTS	AVG	
Kansas City	11/09/2022	74-63	W	24-57	.421	8-21	.381	18-26	.692	13	32	45	45.0	23	16	15	4	11	74	74.0	
Arkansas St.	11/12/2022	61-52	W	20-51	.392	8-20	.400	13-16	.813	8	26	34	39.5	11	9	13	3	6	61	67.5	
New Orleans	11/17/2022	91-62	W	30-58	.517	12-28	.429	19-26	.731	12	24	36	38.3	23	14	14	3	17	91	75.3	
vs Illinois St.	11/21/2022	77-61	W	26-53	.491	3-14	.214	22-30	.733	9	26	35	37.5	19	17	18	3	8	77	75.8	
vs Akron	11/22/2022	73-58	W	25-52	.481	9-19	.474	14-16	.875	8	23	31	36.2	23	14	10	3	9	73	75.2	
vs Kansas St.	11/23/2022	59-61	L	23-53	.434	6-19	.316	7-14	.500	9	21	30	35.2	22	10	17	3	9	59	72.5	
Wofford	11/27/2022	78-75	W	28-53	.528	8-19	.421	14-17	.824	5	21	26	33.9	12	11	11	2	8	78	73.3	
UT Arlington	12/02/2022	63-59	W	21-51	.412	7-18	.389	14-21	.667	11	29	40	34.6	14	11	13	3	5	63	72.0	
vs Wake Forest	12/10/2022	72-70	W	28-64	.438	10-26	.385	6-15	.400	9	21	30	34.1	15	17	7	1	9	72	72.0	
N.C. Central	12/13/2022	67-57	W	26-63	.413	4-25	.160	11-18	.611	15	30	45	35.2	9	16	11	5	8	67	71.5	
Winthrop	12/17/2022	89-81	W	35-64	.547	11-27	.407	8-12	.667	12	23	35	35.2	13	19	10	6	6	89	73.1	
ETSU	12/21/2022	72-68	W	27-57	.474	6-21	.286	12-15	.800	10	26	36	35.3	15	16	16	1	8	72	73.0	
Arkansas	12/28/2022	60-57	W	25-62	.403	4-17	.235	6-12	.500	9	30	39	35.5	13	9	10	3	6	60	72.0	
at Kentucky	01/03/2023	71-74	L	26-53	.491	11-25	.440	8-10	.800	5	17	22	34.6	15	15	9	1	3	71	71.9	
at Texas A&M	01/07/2023	56-69	L	17-49	.347	9-22	.409	13-18	.722	8	19	27	34.1	16	11	15	3	11	56	70.9	
Florida	01/10/2023	56-67	L	19-59	.322	5-28	.179	13-16	.813	15	25	40	34.4	21	12	16	0	5	56	69.9	
at Alabama	01/14/2023	66-106	L	18-61	.295	8-21	.381	22-29	.759	14	24	38	34.6	18	12	11	0	4	66	69.7	
Auburn	01/18/2023	49-67	L	17-58	.293	4-20	.200	11-17	.647	14	24	38	34.8	13	7	11	5	5	49	68.6	
Tennessee	01/21/2023	56-77	L	21-44	.477	4-16	.250	10-17	.588	7	22	29	34.5	16	8	19	0	2	56	67.9	
at Arkansas	01/24/2023	40-60	L	14-54	.259	1-9	.111	11-16	.688	14	21	35	34.6	15	6	15	3	5	40	66.5	
Texas Tech	01/28/2023	68-76	L	22-59	.373	9-26	.346	15-19	.789	17	17	34	34.5	16	10	10	4	6	68	66.6	
at Missouri	02/01/2023	77-87	L	27-66	.409	11-33	.333	12-17	.706	15	23	38	34.7	18	15	12	2	7	77	67.0	
Alabama	02/04/2023	69-79	L	19-62	.306	7-27	.259	24-31	.774	13	27	40	34.9	16	11	8	8	7	69	67.1	
Total		1544		538-1303	.413	165-501	.329	303-428	.708	252	551	803	34.9	376	286	291	66	165	1544	67.1	
Opponents		1586		577-1316	.438	178-546	.326	254-356	.713	233	567	800	34.8	379	301	287	81	141	1586	69.0	

LSU Averages

Games Played	Points/game	FG Pct	3FG Pct	FT Pct	Rebounds/game	Assists/game	Turnovers/game	Assist/Turnover ratio	Steals/game	Blocks/game
23	67.1	41.3	32.9	70.8	34.9	12.4	12.7	1.0	7.2	2.9



2022-23 LSU Men's Basketball Opponents Game-by-Game All games

Page 1/1
as of Feb 05, 2023

				Total		3-Pointers		Free throws		Rebounds											
Opponent	Date	Score		FG-FGA	PCT	3FG-3FGA	PCT	FT-FTA	PCT	OFF	DEF	TOT	AVG	PF	A	TO	BLK	STL	PTS	AVG	
Kansas City	11/09/2022	74-63	W	19-58	.328	4-25	.160	21-27	.778	11	27	38	38.0	20	12	16	1	6	63	63.0	
Arkansas St.	11/12/2022	61-52	W	22-57	.386	5-25	.200	3-4	.750	10	25	35	36.5	15	9	16	2	7	52	57.5	
New Orleans	11/17/2022	91-62	W	23-50	.460	7-17	.412	9-20	.450	9	20	29	34.0	21	12	23	1	3	62	59.0	
vs Illinois St.	11/21/2022	77-61	W	22-52	.423	5-22	.227	12-14	.857	4	21	25	31.8	24	13	19	3	8	61	59.5	
vs Akron	11/22/2022	73-58	W	14-54	.259	8-25	.320	22-30	.733	19	17	36	32.6	14	8	14	1	4	58	59.2	
vs Kansas St.	11/23/2022	59-61	L	20-48	.417	4-15	.267	17-21	.810	8	22	30	32.2	16	13	17	1	6	61	59.5	
Wofford	11/27/2022	78-75	W	28-58	.483	11-31	.355	8-9	.889	9	21	30	31.9	17	12	13	1	5	75	61.7	
UT Arlington	12/02/2022	63-59	W	24-64	.375	5-19	.263	6-11	.545	14	22	36	32.4	17	8	9	4	6	59	61.4	
vs Wake Forest	12/10/2022	72-70	W	28-55	.509	5-24	.208	9-13	.692	8	29	37	32.9	15	11	15	1	5	70	62.3	
N.C. Central	12/13/2022	67-57	W	24-55	.436	7-15	.467	2-8	.250	4	27	31	32.7	17	10	14	1	7	57	61.8	
Winthrop	12/17/2022	89-81	W	31-60	.517	11-26	.423	8-12	.667	8	20	28	32.3	15	13	12	4	5	81	63.5	
ETSU	12/21/2022	72-68	W	28-62	.452	4-21	.190	8-13	.615	10	22	32	32.3	16	14	12	7	4	68	63.9	
Arkansas	12/28/2022	60-57	W	24-65	.369	4-25	.160	5-10	.500	13	31	44	33.2	14	7	10	5	8	57	63.4	
at Kentucky	01/03/2023	71-74	L	28-54	.519	7-18	.389	11-14	.786	10	21	31	33.0	11	18	6	3	2	74	64.1	
at Texas A&M	01/07/2023	56-69	L	26-54	.481	4-16	.250	13-19	.684	12	26	38	33.3	17	12	13	1	6	69	64.5	
Florida	01/10/2023	56-67	L	19-48	.396	5-25	.200	24-32	.750	8	26	34	33.4	15	10	10	8	10	67	64.6	
at Alabama	01/14/2023	66-106	L	35-76	.461	20-54	.370	16-20	.800	20	32	52	34.5	21	19	8	7	7	106	67.1	
Auburn	01/18/2023	49-67	L	26-59	.441	8-24	.333	7-11	.636	11	30	41	34.8	16	11	10	7	8	67	67.1	
Tennessee	01/21/2023	56-77	L	29-65	.446	12-32	.375	7-8	.875	14	20	34	34.8	17	15	8	4	8	77	67.6	
at Arkansas	01/24/2023	40-60	L	23-51	.451	5-13	.385	9-12	.750	7	29	36	34.9	12	15	12	5	7	60	67.2	
Texas Tech	01/28/2023	68-76	L	25-54	.463	11-18	.611	15-21	.714	15	21	36	34.9	17	14	11	5	9	76	67.6	
at Missouri	02/01/2023	77-87	L	33-59	.559	13-27	.481	8-12	.667	5	27	32	34.8	14	26	10	4	6	87	68.5	
Alabama	02/04/2023	69-79	L	26-58	.448	13-29	.448	14-15	.933	4	31	35	34.8	18	19	9	5	4	79	69.0	
Total		1586		577-1316	.438	178-546	.326	254-356	.713	233	567	800	34.8	379	301	287	81	141	1586	69.0	
LSU		1544		538-1303	.413	165-501	.329	303-428	.708	252	551	803	34.9	376	286	291	66	165	1544	67.1	

Opponents Averages

Games Played	Points/game	FG Pct	3FG Pct	FT Pct	Rebounds/game	Assists/game	Turnovers/game	Assist/Turnover ratio	Steals/game	Blocks/game
23	69.0	43.8	32.6	71.3	34.8	13.1	12.5	1.0	6.1	3.5



2022-23 LSU Men's Basketball
Points-rebounds-assists
All games

Page 1/2
as of Feb 05, 2023

Opponent	Date	Score		0	1	3	4	5	10	11	12	13	15	20
				HANNIBAL,T	HAYES,CAM	HILL,JUSTI	COLEMAN,KE	WILKINSON,	EGEMO,BRAN	WILLIAMS,J	WILLIAMS,K	REED,JALEN	WARD,TYREL	FOUNTAIN,D
Kansas City	11/09/2022	74-63	W	7-8-2	0-0-0	13-4-7	0-2-0	9-1-2	DNP	7-4-2	13-14-0	3-3-1	DNP	4-3-0
Arkansas St.	11/12/2022	61-52	W	4-5-2	DNP	11-4-3	0-2-0	0-6-2	DNP	0-0-0	15-4-1	5-3-0	0-0-0	0-5-0
New Orleans	11/17/2022	91-62	W	7-2-0	13-0-3	12-2-5	4-7-0	6-0-1	0-1-0	5-0-1	7-4-0	8-6-0	3-0-0	15-8-2
vs Illinois St.	11/21/2022	77-61	W	0-4-4	10-3-0	4-1-5	8-3-0	1-5-0	DNP	DNP	33-8-3	4-4-1	0-1-0	4-3-1
vs Akron	11/22/2022	73-58	W	0-5-3	7-1-3	14-2-3	0-0-0	2-2-1	DNP	DNP	19-5-0	3-4-1	0-1-0	5-3-1
vs Kansas St.	11/23/2022	59-61	L	2-5-4	3-2-0	12-2-2	0-2-0	3-3-0	DNP	DNP	17-10-1	6-0-2	2-2-0	3-1-0
Wofford	11/27/2022	78-75	W	12-4-2	3-1-2	6-0-2	7-2-0	5-1-2	DNP	DNP	15-5-1	2-5-2	DNP	2-1-0
UT Arlington	12/02/2022	63-59	W	7-4-4	7-1-0	3-2-5	7-6-1	3-0-0	DNP	DNP	14-9-1	3-5-0	0-1-0	8-6-0
vs Wake Forest	12/10/2022	72-70	W	0-0-0	13-5-6	4-1-6	0-0-0	0-1-1	DNP	5-1-2	35-10-1	1-0-0	DNP	11-5-0
N.C. Central	12/13/2022	67-57	W	4-2-4	14-7-2	7-0-4	4-1-0	0-0-0	DNP	2-1-1	18-12-2	0-2-0	DNP	17-14-1
Winthrop	12/17/2022	89-81	W	4-3-6	25-1-4	9-3-3	5-7-0	DNP	DNP	4-0-1	18-6-0	2-3-0	DNP	8-7-2
ETSU	12/21/2022	72-68	W	7-6-2	2-0-3	9-2-5	0-1-0	DNP	DNP	2-1-0	28-12-3	4-1-0	0-0-0	11-8-2
Arkansas	12/28/2022	60-57	W	19-6-2	4-5-3	2-2-1	0-0-0	2-0-0	DNP	4-0-0	8-5-0	0-2-0	DNP	14-10-1
at Kentucky	01/03/2023	71-74	L	12-3-4	11-0-2	0-1-0	0-0-0	0-0-1	DNP	2-2-1	23-3-2	2-2-1	DNP	6-8-2
at Texas A&M	01/07/2023	56-69	L	9-5-4	10-2-0	6-1-2	0-3-0	DNP	DNP	3-0-1	10-8-2	0-2-0	DNP	2-3-1
Florida	01/10/2023	56-67	L	4-12-3	DNP	3-5-6	4-1-0	DNP	DNP	0-1-1	23-7-0	0-0-0	6-1-0	8-6-2
at Alabama	01/14/2023	66-106	L	2-6-3	10-1-2	3-2-0	5-3-0	DNP	DNP	9-1-5	10-1-0	5-7-0	2-2-1	9-2-0
Auburn	01/18/2023	49-67	L	16-2-1	2-3-2	DNP	1-1-0	DNP	DNP	7-6-1	16-8-0	0-5-0	0-0-0	2-5-0
Tennessee	01/21/2023	56-77	L	10-3-0	3-3-4	DNP	4-2-0	DNP	DNP	5-2-4	16-4-0	9-5-0	DNP	6-3-0
at Arkansas	01/24/2023	40-60	L	8-5-0	0-4-0	DNP	0-1-0	DNP	DNP	7-2-2	9-11-1	2-3-1	0-0-0	5-6-1
Texas Tech	01/28/2023	68-76	L	7-2-1	9-2-1	3-0-1	0-1-1	DNP	DNP	2-5-4	14-9-1	3-3-0	DNP	10-6-0
at Missouri	02/01/2023	77-87	L	11-3-5	10-0-3	13-2-4	DNP	DNP	DNP	0-0-0	15-11-1	0-2-0	6-0-0	11-11-0
Alabama	02/04/2023	69-79	L	DNP	15-8-1	5-1-1	DNP	DNP	DNP	4-2-4	8-8-0	0-0-0	2-1-1	26-7-2



2022-23 LSU Men's Basketball
Points-rebounds-assists
All games

Page 2/2
as of Feb 05, 2023

Opponent	Date	Score		25 BENHAYOUNE	30 EDWARDS,PA	34 PHILLIPS J	44 MILLER,ADA
Kansas City	11/09/2022	74-63	W	DNP	DNP	0-0-0	18-3-2
Arkansas St.	11/12/2022	61-52	W	DNP	DNP	0-1-0	26-3-1
New Orleans	11/17/2022	91-62	W	0-0-0	0-0-0	4-1-1	7-2-1
vs Illinois St.	11/21/2022	77-61	W	DNP	DNP	0-0-0	13-0-3
vs Akron	11/22/2022	73-58	W	DNP	DNP	DNP	23-2-2
vs Kansas St.	11/23/2022	59-61	L	DNP	DNP	DNP	11-2-1
Wofford	11/27/2022	78-75	W	DNP	DNP	DNP	26-4-0
UT Arlington	12/02/2022	63-59	W	DNP	DNP	DNP	11-1-0
vs Wake Forest	12/10/2022	72-70	W	DNP	DNP	DNP	3-1-1
N.C. Central	12/13/2022	67-57	W	DNP	DNP	DNP	1-1-2
Winthrop	12/17/2022	89-81	W	DNP	DNP	DNP	14-3-3
ETSU	12/21/2022	72-68	W	DNP	DNP	DNP	9-2-1
Arkansas	12/28/2022	60-57	W	DNP	DNP	0-1-0	7-4-2
at Kentucky	01/03/2023	71-74	L	DNP	DNP	0-0-0	15-1-2
at Texas A&M	01/07/2023	56-69	L	DNP	DNP	0-0-0	16-1-1
Florida	01/10/2023	56-67	L	DNP	DNP	DNP	8-3-0
at Alabama	01/14/2023	66-106	L	DNP	DNP	2-4-0	9-4-1
Auburn	01/18/2023	49-67	L	DNP	DNP	0-0-0	5-3-3
Tennessee	01/21/2023	56-77	L	DNP	DNP	0-0-0	3-2-0
at Arkansas	01/24/2023	40-60	L	DNP	DNP	DNP	9-0-1
Texas Tech	01/28/2023	68-76	L	DNP	DNP	DNP	20-3-1
at Missouri	02/01/2023	77-87	L	DNP	DNP	0-2-1	11-1-1
Alabama	02/04/2023	69-79	L	DNP	DNP	4-1-0	5-4-2



2022-23 LSU Men's Basketball
Team High/Low Analysis
All games

Page 1/4
as of Feb 05, 2023

LSU - Game Highs

POINTS	91		New Orleans (11/17/2022)
	89		Winthrop (12/17/2022)
	78		Wofford (11/27/2022)
	77		at Missouri (02/01/2023)
	77		vs Illinois St. (N) (11/21/2022)
FIELD GOALS MADE	35		Winthrop (12/17/2022)
	30		New Orleans (11/17/2022)
FIELD GOAL ATTEMPTS	66		at Missouri (02/01/2023)
	64		Winthrop (12/17/2022)
	64		vs Wake Forest (N) (12/10/2022)
FIELD GOAL PERCENTAGE	.547	(35-64)	Winthrop (12/17/2022)
	.528	(28-53)	Wofford (11/27/2022)
3 PT FG MADE	12		New Orleans (11/17/2022)
	11		at Missouri (02/01/2023)
	11		at Kentucky (01/03/2023)
	11		Winthrop (12/17/2022)
3 PT FG ATTEMPTS	33		at Missouri (02/01/2023)
	28		Florida (01/10/2023)
	28		New Orleans (11/17/2022)
3 PT FG PERCENTAGE	.474	(9-19)	vs Akron (N) (11/22/2022)
	.440	(11-25)	at Kentucky (01/03/2023)
FREE THROWS MADE	24		Alabama (02/04/2023)
	22		at Alabama (01/14/2023)
	22		vs Illinois St. (N) (11/21/2022)
FREE THROW ATTEMPTS	31		Alabama (02/04/2023)
	30		vs Illinois St. (N) (11/21/2022)
FREE THROW PERCENTAGE	.875	(14-16)	vs Akron (N) (11/22/2022)
	.824	(14-17)	Wofford (11/27/2022)
REBOUNDS	45		N.C. Central (12/13/2022)
	45		Kansas City (11/09/2022)
ASSISTS	19		Winthrop (12/17/2022)
	17		vs Wake Forest (N) (12/10/2022)
	17		vs Illinois St. (N) (11/21/2022)
STEALS	17		New Orleans (11/17/2022)
	11		at Texas A&M (01/07/2023)
	11		Kansas City (11/09/2022)
BLOCKED SHOTS	8		Alabama (02/04/2023)
	6		Winthrop (12/17/2022)
TURNOVERS	19		Tennessee (01/21/2023)
	18		vs Illinois St. (N) (11/21/2022)
FOULS	23		vs Akron (N) (11/22/2022)
	23		New Orleans (11/17/2022)
	23		Kansas City (11/09/2022)



2022-23 LSU Men's Basketball
Team High/Low Analysis
All games

Page 2/4
as of Feb 05, 2023

Opponent - Game Highs

POINTS	106		at Alabama (01/14/2023)
	87		at Missouri (02/01/2023)
	81		Winthrop (12/17/2022)
	79		Alabama (02/04/2023)
	77		Tennessee (01/21/2023)
FIELD GOALS MADE	35		at Alabama (01/14/2023)
	33		at Missouri (02/01/2023)
FIELD GOAL ATTEMPTS	76		at Alabama (01/14/2023)
	65		Tennessee (01/21/2023)
	65		Arkansas (12/28/2022)
FIELD GOAL PERCENTAGE	.559	(33-59)	at Missouri (02/01/2023)
	.519	(28-54)	at Kentucky (01/03/2023)
3 PT FG MADE	20		at Alabama (01/14/2023)
	13		Alabama (02/04/2023)
	13		at Missouri (02/01/2023)
3 PT FG ATTEMPTS	54		at Alabama (01/14/2023)
	32		Tennessee (01/21/2023)
3 PT FG PERCENTAGE	.611	(11-18)	Texas Tech (01/28/2023)
	.481	(13-27)	at Missouri (02/01/2023)
FREE THROWS MADE	24		Florida (01/10/2023)
	22		vs Akron (N) (11/22/2022)
FREE THROW ATTEMPTS	32		Florida (01/10/2023)
	30		vs Akron (N) (11/22/2022)
FREE THROW PERCENTAGE	.933	(14-15)	Alabama (02/04/2023)
	.889	(8-9)	Wofford (11/27/2022)
REBOUNDS	52		at Alabama (01/14/2023)
	44		Arkansas (12/28/2022)
ASSISTS	26		at Missouri (02/01/2023)
	19		Alabama (02/04/2023)
	19		at Alabama (01/14/2023)
STEALS	10		Florida (01/10/2023)
	9		Texas Tech (01/28/2023)
BLOCKED SHOTS	8		Florida (01/10/2023)
	7		Auburn (01/18/2023)
	7		at Alabama (01/14/2023)
	7		ETSU (12/21/2022)
TURNOVERS	23		New Orleans (11/17/2022)
	19		vs Illinois St. (N) (11/21/2022)
FOULS	24		vs Illinois St. (N) (11/21/2022)
	21		at Alabama (01/14/2023)
	21		New Orleans (11/17/2022)



2022-23 LSU Men's Basketball
Team High/Low Analysis
All games

Page 3/4
as of Feb 05, 2023

LSU - Game Lows

POINTS	40		at Arkansas (01/24/2023)
	49		Auburn (01/18/2023)
	56		Tennessee (01/21/2023)
	56		Florida (01/10/2023)
	56		at Texas A&M (01/07/2023)
FIELD GOALS MADE	14		at Arkansas (01/24/2023)
	17		Auburn (01/18/2023)
	17		at Texas A&M (01/07/2023)
FIELD GOAL ATTEMPTS	44		Tennessee (01/21/2023)
	49		at Texas A&M (01/07/2023)
FIELD GOAL PERCENTAGE	.259	(14-54)	at Arkansas (01/24/2023)
	.293	(17-58)	Auburn (01/18/2023)
3 PT FG MADE	1		at Arkansas (01/24/2023)
	3		vs Illinois St. (N) (11/21/2022)
3 PT FG ATTEMPTS	9		at Arkansas (01/24/2023)
	14		vs Illinois St. (N) (11/21/2022)
3 PT FG PERCENTAGE	.111	(1-9)	at Arkansas (01/24/2023)
	.160	(4-25)	N.C. Central (12/13/2022)
FREE THROWS MADE	6		Arkansas (12/28/2022)
	6		vs Wake Forest (N) (12/10/2022)
FREE THROW ATTEMPTS	10		at Kentucky (01/03/2023)
	12		Arkansas (12/28/2022)
	12		Winthrop (12/17/2022)
FREE THROW PERCENTAGE	.400	(6-15)	vs Wake Forest (N) (12/10/2022)
	.500	(7-14)	vs Kansas St. (N) (11/23/2022)
	.500	(6-12)	Arkansas (12/28/2022)
REBOUNDS	22		at Kentucky (01/03/2023)
	26		Wofford (11/27/2022)
ASSISTS	6		at Arkansas (01/24/2023)
	7		Auburn (01/18/2023)
STEALS	2		Tennessee (01/21/2023)
	3		at Kentucky (01/03/2023)
BLOCKED SHOTS	0		Tennessee (01/21/2023)
	0		at Alabama (01/14/2023)
	0		Florida (01/10/2023)
TURNOVERS	7		vs Wake Forest (N) (12/10/2022)
	8		Alabama (02/04/2023)
FOULS	9		N.C. Central (12/13/2022)
	11		Arkansas St. (11/12/2022)



**2022-23 LSU Men's Basketball
Team High/Low Analysis
All games**

Page 4/4
as of Feb 05, 2023

Opponent - Game Lows

POINTS	52		Arkansas St. (11/12/2022)
	57		Arkansas (12/28/2022)
	57		N.C. Central (12/13/2022)
	58		vs Akron (N) (11/22/2022)
	59		UT Arlington (12/02/2022)
FIELD GOALS MADE	14		vs Akron (N) (11/22/2022)
	19		Florida (01/10/2023)
	19		Kansas City (11/09/2022)
FIELD GOAL ATTEMPTS	48		Florida (01/10/2023)
	48		vs Kansas St. (N) (11/23/2022)
FIELD GOAL PERCENTAGE	.259	(14-54)	vs Akron (N) (11/22/2022)
	.328	(19-58)	Kansas City (11/09/2022)
3 PT FG MADE	4		at Texas A&M (01/07/2023)
	4		Arkansas (12/28/2022)
	4		ETSU (12/21/2022)
	4		vs Kansas St. (N) (11/23/2022)
	4		Kansas City (11/09/2022)
3 PT FG ATTEMPTS	13		at Arkansas (01/24/2023)
	15		N.C. Central (12/13/2022)
	15		vs Kansas St. (N) (11/23/2022)
3 PT FG PERCENTAGE	.160	(4-25)	Arkansas (12/28/2022)
	.160	(4-25)	Kansas City (11/09/2022)
FREE THROWS MADE	2		N.C. Central (12/13/2022)
	3		Arkansas St. (11/12/2022)
FREE THROW ATTEMPTS	4		Arkansas St. (11/12/2022)
	8		Tennessee (01/21/2023)
	8		N.C. Central (12/13/2022)
FREE THROW PERCENTAGE	.250	(2-8)	N.C. Central (12/13/2022)
	.450	(9-20)	New Orleans (11/17/2022)
REBOUNDS	25		vs Illinois St. (N) (11/21/2022)
	28		Winthrop (12/17/2022)
ASSISTS	7		Arkansas (12/28/2022)
	8		UT Arlington (12/02/2022)
	8		vs Akron (N) (11/22/2022)
STEALS	2		at Kentucky (01/03/2023)
	3		New Orleans (11/17/2022)
BLOCKED SHOTS	1		at Texas A&M (01/07/2023)
	1		N.C. Central (12/13/2022)
	1		vs Wake Forest (N) (12/10/2022)
	1		Wofford (11/27/2022)
	1		vs Kansas St. (N) (11/23/2022)
	1		vs Akron (N) (11/22/2022)
	1		New Orleans (11/17/2022)
	1		Kansas City (11/09/2022)
TURNOVERS	6		at Kentucky (01/03/2023)
	8		Tennessee (01/21/2023)
	8		at Alabama (01/14/2023)
FOULS	11		at Kentucky (01/03/2023)
	12		at Arkansas (01/24/2023)



2022-23 LSU Men's Basketball
Player Highs Analysis
All games

Page 1/4
as of Feb 05, 2023

LSU - Individual Game Highs

POINTS	35		KJ Williams vs Wake Forest (N) (12/10/2022)
	33		KJ Williams vs Illinois St. (N) (11/21/2022)
	28		KJ Williams vs ETSU (12/21/2022)
	26		Derek Fountain vs Alabama (02/04/2023)
	26		Adam Miller vs Wofford (11/27/2022)
	26		Adam Miller vs Arkansas St. (11/12/2022)
FIELD GOALS MADE	14		KJ Williams vs Wake Forest (N) (12/10/2022)
	13		KJ Williams vs Illinois St. (N) (11/21/2022)
FIELD GOAL ATTEMPTS	21		KJ Williams vs Wake Forest (N) (12/10/2022)
	20		KJ Williams vs Florida (01/10/2023)
FIELD GOAL PERCENTAGE (min 5 made)	.833	(5-6)	Trae Hannibal vs Tennessee (01/21/2023)
	.833	(5-6)	Trae Hannibal at Kentucky (01/03/2023)
3 PT FG MADE	7		KJ Williams vs Wake Forest (N) (12/10/2022)
	6		Adam Miller vs Wofford (11/27/2022)
3 PT FG ATTEMPTS	13		Adam Miller at Kentucky (01/03/2023)
	11		Justice Hill at Missouri (02/01/2023)
	11		Adam Miller at Missouri (02/01/2023)
3 PT FG PERCENTAGE (min 2 made)	1.000	(2-2)	Adam Miller at Alabama (01/14/2023)
	.778	(7-9)	KJ Williams vs Wake Forest (N) (12/10/2022)
FREE THROWS MADE	12		Derek Fountain vs Alabama (02/04/2023)
	10		Trae Hannibal vs Auburn (01/18/2023)
FREE THROW ATTEMPTS	15		Derek Fountain vs Alabama (02/04/2023)
	12		Trae Hannibal vs Auburn (01/18/2023)
FREE THROW PERCENTAGE (min 3 made)	1.000	(8-8)	Adam Miller vs Illinois St. (N) (11/21/2022)
	1.000	(6-6)	Justice Williams at Alabama (01/14/2023)
	1.000	(6-6)	KJ Williams at Texas A&M (01/07/2023)
	1.000	(6-6)	KJ Williams vs Illinois St. (N) (11/21/2022)
	1.000	(6-6)	Derek Fountain vs New Orleans (11/17/2022)
	1.000	(4-4)	Cam Hayes vs Alabama (02/04/2023)
	1.000	(4-4)	Derek Fountain vs Texas Tech (01/28/2023)
	1.000	(4-4)	Trae Hannibal vs Wofford (11/27/2022)
	1.000	(4-4)	Justice Hill vs Akron (N) (11/22/2022)
	1.000	(4-4)	Shawn Phillips Jr. vs New Orleans (11/17/2022)
	1.000	(4-4)	Adam Miller vs Arkansas St. (11/12/2022)
	1.000	(3-3)	KJ Williams at Kentucky (01/03/2023)
	1.000	(3-3)	Cam Hayes at Kentucky (01/03/2023)
	1.000	(3-3)	Trae Hannibal vs ETSU (12/21/2022)
	1.000	(3-3)	Derek Fountain vs ETSU (12/21/2022)
	1.000	(3-3)	Adam Miller vs ETSU (12/21/2022)
	1.000	(3-3)	KJ Williams vs N.C. Central (12/13/2022)
	1.000	(3-3)	Kendal Coleman vs Wofford (11/27/2022)
REBOUNDS	14		Derek Fountain vs N.C. Central (12/13/2022)
	14		KJ Williams vs Kansas City (11/09/2022)
ASSISTS	7		Justice Hill vs Kansas City (11/09/2022)
	6		Justice Hill vs Florida (01/10/2023)
	6		Trae Hannibal vs Winthrop (12/17/2022)
	6		Justice Hill vs Wake Forest (N) (12/10/2022)
	6		Cam Hayes vs Wake Forest (N) (12/10/2022)
STEALS	7		Derek Fountain vs New Orleans (11/17/2022)
	5		Justice Hill at Texas A&M (01/07/2023)
BLOCKED SHOTS	4		Derek Fountain vs Alabama (02/04/2023)
	3		KJ Williams vs Alabama (02/04/2023)
	3		KJ Williams vs Kansas City (11/09/2022)
TURNOVERS	6		Adam Miller vs Tennessee (01/21/2023)
	6		Adam Miller vs Akron (N) (11/22/2022)

Box Scores



Official Basketball Box Score - Final
Kansas City at LSU
11/09/22 Maravich Assembly Center, Baton Rouge
2022-23 Men's Basketball

Game Time: 7:00 PM
Game Duration: 2:08
Attendance: 9,338

Officials: Terry Oglesby, Jeffery Anderson, Landon Brandes

Kansas City - 63

Record: 0-2

NO. Name	Min	FG M-A	3P M-A	FT M-A	Rebounds OR DR TOT	Fouls PF FD	TP	AS	TO	ST	Blocks BS BA	+
10. Precious Idaru	F 18:21	1-6	0-4	0-0	2 3 5	0 0	2	0	1	0	1 0	-14
23. Allen David Mukeba	F 36:58	3-11	1-4	0-0	1 2 3	2 1	7	1	4	1	0 1	-5
32. Jeff Ngandu	F 06:57	1-1	0-0	2-3	0 0 0	4 2	4	0	0	0	0 0	-10
5. Shemari Allen	G 37:48	6-15	2-4	5-8	1 5 6	3 7	19	4	1	3	0 3	-12
21. RayQuawndis Mitchell	G 38:11	4-12	1-6	6-7	1 5 6	1 6	15	5	3	0	0 0	-11
12. Promise Idaru	31:33	4-8	0-2	1-2	3 7 10	5 3	9	1	4	1	0 0	-1
25. Tyler Andrews	21:41	0-4	0-4	5-5	1 2 3	3 3	5	1	1	1	0 0	1
33. Jevin Sullivan	02:33	0-1	0-1	0-0	0 1 1	0 0	0	0	0	0	0 0	-4
2. Babacar Diallo	01:19	0-0	0-0	0-0	0 0 0	0 0	0	0	0	0	0 0	1
1. Sam Martin	04:39	0-0	0-0	2-2	0 1 1	2 1	2	0	0	0	0 0	0
Team					2 1 3	0	0	2				
Totals		19-58	4-25	21-27	11 27 38	20 23 63	12	16	6	1	4	-11

Technical Fouls: NONE

LSU - 74

Record: 1-0

NO.	Name	Min	FG M-A	3P M-A	FT M-A	Rebounds OR DR TOT	Fouls PF FD	TP	AS	TO	ST	Blocks BS BA	++
5	Mwani Wilkinson	F 22:12	3-7	3-4	0-0	1 0 1	4 0	9	2	1	2	0 0	6
12	KJ Williams	F 38:05	5-13	0-2	3-4	6 8 14	3 3	13	0	4	1	3 0	13
13	Jalen Reed	F 22:54	1-4	0-1	1-1	1 2 3	3 3	3	1	1	0	1 1	5
3	Justice Hill	G 30:47	4-9	1-5	4-5	1 3 4	3 4	13	7	3	4	0 0	15
44	Adam Miller	G 34:07	6-14	4-9	2-2	0 3 3	0 3	18	2	1	2	0 0	11
20	Derek Fountain	11:13	1-1	0-0	2-2	0 0 2	3 1	4	0	1	1	0 0	5
0	Trae Hannibal	18:37	1-3	0-0	5-9	2 6 8	3 5	7	2	2	1	0 0	5
4	Kendal Coleman	05:25	0-1	0-0	0-0	0 2 2	0 0	0	0	0	0	0 0	4
11	Justice Williams	12:12	3-4	0-0	1-3	1 3 4	1 1	7	2	2	0	0 0	-1
1	Cam Hayes	02:05	0-0	0-0	0-0	0 0 0	1 0	0	0	0	0	0 0	-3
34	Shawn Phillips	02:23	0-1	0-0	0-0	0 0 0	2 0	0	0	0	0	0 0	-5
Team						1 2 3		0					
Totals			24-57	8-21	18-26	13 32 45	23 20	74	16	15	11	4 1	11

Technical Fouls: NONE

	UKC	LSU
Biggest lead	0 (1 st 20:00)	16 (2 nd 12:03)
Best Scoring Run	7 (1 st 1:46)	6 (1 st 17:34)
Lead Changes	0	0
Times Tied	0	0
Time with Lead	00:00	38:56
Points from Turnovers	17	18
Paint	26	28
Second Chance	9	6
Fast Breaks	7	21
Bench	16	18
Period by Period Scoring	1st 2nd TOT	1st 2nd TOT
UKC	34 29 63	
LSU	41 33 74	



Official Basketball Box Score - Final
Arkansas St. at LSU
11/12/22 Maravich Assembly Center, Baton Rouge
2022-23 Men's Basketball

Game Time: 5:00 PM
Game Duration: 1:51
Attendance: 9,011

Officials: Doug Shows, Marques Pettigrew, Shaun Seales

Arkansas St. - 52

Record: 1-1

NO. Name	Min	FG M-A	3P M-A	FT M-A	Rebounds OR DR TOT	Fouls PF FD	TP	AS	TO	ST	Blocks		+/-	Shooting By Period		
											BS	BA		1st FG%	2nd FG%	3rd FG%
1 Markiese Davis	F 34:02	3-9	3-8	0-0	5 7 7	3 1 9	0	1	1	0	0	-10	1st FG%	11-27	40.7%	
22 Omar El-Sheikh	F 27:52	7-12	1-1	2-3	3 5 8	11 3 17	0	5	2	0	1	-13	3PT%	2-11	18.2%	
35 Itzayah Nelson	F 25:30	3-5	0-0	1-1	3 4 7	3 1 7	0	2	1	0	1	-6	3PT%	2-3	66.7%	
0 Caleb Fields	G 33:06	3-5	0-1	0-0	2 2 2	1 3 6	4	4	0	0	1	-6	2nd FG%	11-30	36.7%	
2 Avery Feltz	G 35:17	3-10	1-7	0-0	2 3 5	2 1 7	3	1	1	0	0	-4	3PT%	3-14	21.4%	
4 Alaeddine Boutayeb	07:13	0-0	0-0	0 1 1	0 0 0	0 0 0	0	0	0	2	0	3	FT%	1-1	100%	
11 Terrance Ford Jr.	25:39	2-12	0-6	0-0	2 2 4	2 4 2	1	1	0	0	0	-5	GM FG%	22-57	38.6%	
23 Julian Lual	09:30	1-4	0-2	0-0	1 0 1	1 0 2	0	0	0	1	0	-1	3PT%	5-25	20.0%	
50 Antwon Jackson	01:51	0-0	0-0	0-0	0 1 1	0 0 0	0	0	0	0	0	-3	FT%	3-4	75.0%	
Team					1 0 1	0	0	2					Dead Ball Rebounds: 0			
Totals		22-57	5-25	3-4	10 25 35	16 11	52	9	16	7	2	3	-9	Technical Fouls:Coach 2nd 15 48		

Technical Fouls: Coach 2nd 15:48

LSU - 61

Record: 2-0

NO.	Name	Min	FG		3P		FT		Rebounds		Fouls		TP	AS	TO	ST	Blocks		+/-	Shooting By Period		
			M	A	M	A	M	A	OR	DR	TOT	PF					FD	BS		BA	1st FG	1st 3PT
5	Mwani Wilkinson	F 20:27	0-1	0-1	0-0	0-0	6	6	1	0	2	1	0	1	0	1	0	12	1st FG	11-26	42.3%	
12	KJ Williams	F 23:43	6-12	3-5	0-0	0-0	2	2	4	2	0	15	1	1	1	1	0	8	3PT	4-9	44.4%	
13	Jalen Reed	F 22:30	0-3	0-0	5-6	1	2	3	2	3	5	0	2	1	1	0	15	2nd FG	9-25	36.0%		
3	Justice Hill	G 30:45	5-13	1-4	0-1	1	3	4	0	3	11	3	1	1	0	0	8	3PT	4-11	36.4%		
44	Adam Miller	G 39:03	9-15	4-9	4-4	0	3	3	1	3	26	1	0	0	0	1	7	FT	8-10	80.0%		
0	Trae Hannibal	22:04	0-4	0-0	4-5	1	4	5	2	4	4	2	3	3	0	0	1	GM FG	20-51	39.2%		
20	Derek Fountain	18:57	0-1	0-0	0-0	2	3	5	1	0	0	0	2	0	0	0	0	3PT	8-20	40.0%		
4	Kendal Coleman	07:30	0-1	0-0	0-0	1	1	2	1	0	0	0	1	0	1	0	-2	FT	13-16	81.2%		
11	Justice Williams	09:15	0-0	0-0	0-0	0	0	0	1	1	0	0	0	0	0	0	1	Dead Ball Rebounds: 1.0				
15	Tyrell Ward	04:00	0-1	0-1	0-0	0	0	0	0	0	0	0	0	0	0	0	-3					
34	Shawn Phillips	01:46	0-0	0-0	0-0	0	1	1	0	0	0	0	1	0	0	0	-2					
Team						0	1	1	0	0	0	1										
Totals					20-51	8-20	13-16	8	26	34	11	15	61	9	13	6	3	2	9			

Technical Fouls: NONE

	ASU	LSU
Biggest lead	1 (1 st 13:49)	13 (2 nd 2:50)
Best Scoring Run	7 (2 nd 13:11)	11 (2 nd 2:50)
Lead Changes	2	0
Times Tied	0	0
Time with Lead	01:02	38:29
Points from Turnovers	16	23
Paint	30	18
Second Chance	12	5
Fast Breaks	7	2
Bench	6	4
Period by Period Scoring	1st 2nd TOT	1st 2nd TOT
ASU	26 26 52	
LSU	31 30 61	



Official Basketball Box Score - Final
New Orleans at LSU
11/17/22 Maravich Assembly Center, Baton Rouge
2022-23 Men's Basketball

Game Time: 7:00 PM
Game Duration: 2:22
Attendance: 9,224

Officials: Steven Anderson, Robert Fuller, R.J. Olyburn

New Orleans - 62

Record: 1-2

NO. Name	Min.	FG	3P	FT	Rebounds			Fouls	TP	Blocks			+/-	
					OR	DR	TOT			AS	TO	ST		
5 Tyson Jackson	F 33:30	5-9	0-1	4-11	0	2	2	3	14	1	4	1	0	-21
11 Simeon Kirkland	F 22:26	3-6	0-0	0-2	1	1	0	2	5	6	3	1	0	-12
13 Jamond Vincent	G 14:41	0-2	0-1	0-0	0	0	0	0	1	1	0	0	0	-22
20 Khalel Wilson-Rouse	G 33:02	7-15	5-9	2-2	1	7	8	2	21	2	3	1	0	-18
23 Preston Murphy Jr.	G 30:18	1-4	0-2	0-0	0	1	1	1	0	2	3	2	0	-16
0 Daniel Sackey	11:14	0-0	0-0	0-0	0	1	1	1	0	0	1	2	0	-18
2 Kmani Doughty	19:41	4-8	1-2	0-0	1	3	4	2	1	9	1	4	1	-11
3 D'Ante Bell	16:50	2-4	0-0	2-3	2	2	4	2	3	6	0	4	0	-11
22 Darius Washington	03:37	0-0	0-0	0-0	0	1	1	1	0	0	0	0	0	-5
4 Omarion Henry	03:16	0-0	0-0	0-0	0	0	0	2	0	0	0	1	0	-7
12 Spencer Simes	02:28	0-0	0-0	0-0	0	0	0	0	0	0	0	1	0	-2
10 Marquez Cooper	08:57	1-2	1-2	1-2	1	1	2	2	2	4	0	0	0	-2
Team					3	1	4	0	0	0				
Totals		23-50	7-17	9-20	9	20	29	21	62	12	23	3	1	-29

Technical Fouls: NONE

LSU - 91

Record: 3-0

Shooting By Period												
NO. Name	Min	FG M-A	3P M-A	FT M-A	Rebounds OR DR TOT	Fouls PF FD	TP	AS	TO	ST	Blocks BS BA	+/-
5 Mwani Wilkinson	F 17:48	2-4	2-4	0-0	0 0 0	3 0	6	1	0	0	0	17
12 KJ Williams	F 19:07	3-5	1-2	0-0	1 3 4	2 0	7	0	3	3	0	24
13 Jalen Reed	F 20:51	3-3	0-0	2-4	2 4 6	4 3	8	0	1	1	0	10
3 Justice Hill	G 26:08	4-9	3-5	1-2	1 1 2	1 2	12	5	2	3	0	32
44 Adam Miller	G 22:42	2-8	1-7	2-2	0 2 2	1 2	7	1	1	1	0	17
20 Derek Fountain	17:18	4-5	1-1	6-6	3 5 8	1 7	15	2	1	7	0	20
0 Trae Hannibal	16:35	2-7	0-0	3-5	1 1 2	1 3	7	0	2	0	0	2
11 Justice Williams	07:55	2-4	0-1	1-2	0 0 0	0 1	5	1	1	0	0	6
4 Kendal Coleman	17:12	2-2	0-0	0-1	2 5 7	3 1	4	0	1	2	2	6
1 Cam Hayes	16:21	5-7	3-5	0-0	0 0 0	1 0	13	3	1	0	1	13
34 Shawn Phillips	04:18	0-0	0-0	4-4	0 1 1	4 2	4	1	1	0	0	-3
15 Tyrell Ward	10:24	1-3	1-2	0-0	0 0 0	2 0	3	0	0	0	0	1
10 Brandon Egemo	01:07	0-0	0-0	0-0	0 1 1	0 0	0	0	0	0	0	0
25 Adam Benhayoun	01:07	0-0	0-0	0-0	0 0 0	0 0	0	0	0	0	0	0
30 Parker Edwards	01:07	0-1	0-1	0-0	0 0 0	0 0	0	0	0	0	0	0
Team					2 1 3	0	0					
Totals		30-58	12-28	19-26	12 24 36	23 21	91	14	14	17	3	1 29
<div>1st FG% 14-34 41.2% 2PT% 6-18 33.3% FT% 13-16 81.3% 3PT% 16-24 66.7% FT% 6-10 60.0% FT% 6-10 60.0% GM FG% 30-58 51.7% 3PT% 12-28 42.9% FT% 19-26 73.1% Dead Ball Rebounds 3, 0</div>												

Technical Fouls: NONE

	UNO	LSU
Biggest lead	4 (1 st 18:29)	34 (2 nd 6:07)
Best Scoring Run	7 (2 nd 2:53)	14 (1 st 5:15)
Lead Changes	1	0
Times Tied	1	0
Time with Lead	02:31	36:41
Points from Turnovers	7	22
Paint	26	32
Second Chance	13	14
Fast Breaks	4	15
Bench	19	51
Period by Period Scoring	1st 2nd TOT	1st 2nd TOT
UNO	25 37 62	
LSU	47 44 91	



Official Basketball Box Score - Final
Illinois St. at LSU
11/21/22 John Gray Gymnasium, George Town, Cayman Islands
2022-23 Men's Basketball

Game Time: 11:00 AM
Game Duration: 2:06

Officials: Doug Shows, Eric Curry, Bobby Daw

Illinois St. - 61

Record: 2-3

NO.	Name	Min	FG	3P	FT	MA	OR	DR	2	3	G	TP	AS	TO	ST	BS	Blocks	Shooting %	
																		FG%	3P%
13	Liam McChesney	F 19:46	3-8	1-6	0-0	0	2	2	3	2	7	2	1	0	2	0	0	7	1st FG% 1-13 75.0%
22	Kendall Lewis	F 31:23	2-5	0-2	5-6	1	1	2	4	9	2	1	0	2	0	2	0	13	FT% 3-4 75.0%
1	Malachi Poindester	G 31:10	0-6	0-2	0-0	0	0	0	0	3	3	0	2	1	0	3	0	2-18	and FG% 15-25 60.0%
10	Darius Burford	G 33:43	7-12	1-3	2-2	0	6	6	4	2	17	2	3	3	2	0	0	10	FT% 4-9 44.4%
15	John Sandage	G 30:41	4-8	3-3	0-0	0	0	0	0	0	0	0	0	0	0	0	0	10	FT% 6-10 60.0%
3	Joe Petrakis	G 33:13	1-5	0-3	0-0	0	2	2	3	1	2	0	0	0	0	1	0	10	GM FG% 22-52 42.3%
3	Seneca Knight	28:29	5-7	0-0	4-4	0	7	7	4	5	14	4	1	1	0	0	0	6	FT% 5-22 22.7%
50	Ryan Schmitt	02:02	0-0	0-0	0-0	0	0	0	0	0	2	0	0	2	0	0	0	2	FT% 12-14 85.7%
24	Jayden Johnson	06:17	0-0	0-0	0-0	0	1	1	1	0	0	0	0	0	0	0	0	7	Dead Ball Rebounds: 2.0
5	Alston Andrews	02:47	0-0	0-0	0-0	0	0	0	0	0	0	0	0	0	0	0	0	4	
23	Harouna Sissoko	02:41	0-1	0-0	0-0	0	0	0	0	0	0	0	0	0	0	0	1	3	
							1	3	4	0	0	0	0	0	0	0	0		
Totals		22-52	12-22	1-4	21	25	24	18	61	13	19	8	3	3	16				

Box Scores



Official Basketball Box Score - Final
LSU at Akron
11/22/22 John Gray Gymnasium, George Town, Cayman Islands
2022-23 Men's Basketball

Game Time: 1:30 PM
Game Duration: 2:04

Officials: John Gaffney, Doug Shows, Matt Potter

LSU - 73 Record: 5-0

NO. Name	Min	FG M-A	3P M-A	FT M-A	Rebounds OR DR TOT	Fouls PF FD	TP	AS	TO	ST	Blocks BS BA	+/-
5 Mwani Wilkinson	F 10:13	1-1	0-0	0-0	1 1 2	3 0	2	1	0	0	0	9
12 KJ Williams	F 30:59	6-13	2-4	5-6	2 3 5	3 4	19	0	0	3	1	16
13 Jalen Reed	F 19:21	1-3	1-1	0-0	0 4 4	0 1	3	1	0	0	0	6
3 Justice Hill	G 25:43	5-11	0-3	4-4	0 2 2	2 2	14	3	0	0	0	1
44 Adam Miller	G 38:37	9-15	5-9	0-0	0 2 2	4 0	23	2	6	0	0	16
20 Derek Fountain	20:39	2-3	0-0	1-1	2 1 3	4 1	5	1	1	1	2	9
0 Trae Hannibal	22:57	0-1	0-0	0-0	0 5 5	2 1	0	3	1	2	0	8
1 Cam Hayes	16:31	1-3	1-1	4-5	0 1 1	2 4	7	3	1	1	0	5
4 Kendal Coleman	09:01	0-1	0-0	0-0	0 0 0	3 0	0	0	0	1	0	-1
15 Tyrell Ward	05:59	0-1	0-1	0-0	0 1 1	0 0	0	0	1	0	0	3
Team					3 3 6		0	1				
Totals		25-52	9-19	14-16	8 23 31	23 13	74	14	10	9	3	15

Shooting By Period	
1st FG%	9-24 37.5%
3PT%	5-9 55.6%
FT%	10-11 90.9%
2nd FG%	16-28 57.1%
3PT%	4-10 40.0%
FT%	4-5 80%
GM FG%	25-52 48.1%
3PT%	9-19 47.4%
FT%	14-16 87.5%
Dead Ball Rebounds: 3, 0	

Technical Fouls:Miller 1st10:04Hill 2nd14:54Fountain 2nd2:42

Akron - 58 Record: 3-2

NO. Name	Min	FG M-A	3P M-A	FT M-A	Rebounds OR DR TOT	Fouls PF FD	TP	AS	TO	ST	Blocks BS BA	+/-
11 Sammy Hunter	F 27:09	4-14	3-11	2-2	1 0 1	0 1	13	0	0	1	0	-6
25 Enrique Freeman	F 34:00	1-6	0-0	1-4	5 5 10	1 6	3	2	1	0	1	-11
2 Greg Tribble	G 29:44	0-3	0-0	3-4	1 3 4	5 5	3	0	3	0	0	-8
4 Trendon Hankerson	G 22:11	0-2	0-1	2-2	1 2 3	2 4	1	2	1	0	0	-8
13 Xavier Castaneda	G 36:06	6-16	4-9	12-16	1 5 6	0 6	28	4	3	1	0	-3
1 Gavin Clarke	17:03	1-6	0-3	0-0	1 0 1	1 1	2	1	1	0	0	-20
34 Nate Johnson	20:20	0-2	0-0	0-0	5 2 7	0 0	0	0	2	0	0	-10
0 Amani Lyles	02:34	1-2	0-0	0-0	0 0 0	0 0	2	0	0	0	0	-9
5 Tavari Johnson	10:53	1-3	1-1	2-2	0 0 0	3 1	5	0	2	2	0	0
Team					4 1 5		0	1				
Totals		14-54	8-25	22-30	19 17 36	14 21	58	8	14	4	1	3

Shooting By Period	
1st FG%	9-29 31.0%
3PT%	5-16 31.3%
FT%	12-15 80%
2nd FG%	5-25 20.0%
3PT%	3-9 33.3%
FT%	10-15 66.7%
GM FG%	14-54 25.9%
3PT%	8-25 32.0%
FT%	22-30 73.3%
Dead Ball Rebounds: 6, 1	

Technical Fouls:Hankerson 1st10:04

	LSU	AKR	Points from		LSU	AKR	Period by Period Scoring			
Biggest lead	15 (2 nd 2:19)	8 (1 st 4:21)	Turnovers	13	14					
Best Scoring Run	6 (1 st 14:25)	8 (1 st 7:53)	Paint	22	10		1st	2nd	TOT	
Lead Changes	8		Second Chance	8	9	LSU	33	40	73	
Times Tied	5		Fast Breaks	4	2					
Time with Lead	25:58	09:54	Bench	12	9	AKR	35	23	58	



Official Basketball Box Score - Final
LSU at Kansas St.
11/23/22 John Gray Gymnasium, George Town, Cayman Islands
2022-23 Men's Basketball

Game Time: 7:30 PM
Game Duration: 2:08
Attendance: 2,400

Officials: Jeff Anderson, John Higgins, Doug Shows

LSU - 59 Record: 5-1

NO. Name	Min	FG M-A	3P M-A	FT M-A	Rebounds OR DR TOT	Fouls PF FD	TP	AS	TO	ST	Blocks BS BA	+/-
5 Mwani Wilkinson	F 11:58	1-2	1-1	0-0	0 3 3	4 0	3	0	2	1	0	8
12 KJ Williams	F 35:38	8-13	0-1	1-2	5 5 10	3 2	17	1	2	1	1	-1
13 Jalen Reed	F 23:31	2-3	0-1	2-2	0 0 0	3 4	6	2	3	0	1	3
3 Justice Hill	G 35:38	4-15	2-6	2-6	1 1 2	1 5	12	2	4	2	0	0
44 Adam Miller	G 29:56	4-12	2-8	1-2	0 2 2	3 1	11	1	1	0	0	-6
20 Derek Fountain	13:32	1-2	0-0	1-2	0 1 1	1 3	3	0	1	0	0	-4
0 Trae Hannibal	28:09	1-1	0-0	0-0	0 5 5	2 0	2	4	1	4	0	-8
1 Cam Hayes	12:45	1-2	1-1	0-0	0 2 2	2 0	3	0	3	0	0	-3
4 Kendal Coleman	04:22	0-1	0-0	0-0	1 1 2	0 0	0	0	0	0	1	-1
15 Tyrell Ward	04:31	1-2	0-1	0-0	2 0 2	1 0	2	0	0	1	0	2
Team					0 1 1		0	0				
Totals		23-53	6-19	7-14	9 21 30	22 15	59	10	17	9	3	-2

Technical Fouls:Miller 1st1:32

Kansas St. - 61 Record: 6-0

NO. Name	Min	FG M-A	3P M-A	FT M-A	Rebounds OR DR TOT	Fouls PF FD	TP	AS	TO	ST	Blocks BS BA	+/-
3 David N'Guessan	F 30:42	0-2	0-0	2-2	1 0 1	2 4	2	1	1	1	0	-1
11 Keyontae Johnson	F 26:37	4-7	1-1	7-8	1 3 4	4 6	16	0	1	0	0	-9
35 Nae'Owan Tomlin	F 29:18	0-4	0-1	0-0	2 1 3	3 2	0	2	1	1	0	0
1 Marquis Nowell	G 33:14	6-14	2-5	4-4	1 3 4	0 0	2	18	4	5	1	0
5 Cam Carter	G 24:37	3-9	0-3	0-0	0 7 7	3 3	6	1	4	1	0	1
4 Tykeel Greene	14:53	0-1	0-1	1-4	0 1 1	3 2	1	0	2	1	0	0
13 Desi Sills	33:10	6-9	1-3	3-3	0 1 1	0 2	16	5	2	0	0	1
23 Abayomi Iyola	06:38	1-1	0-0	0-0	0 4 4	1 0	2	0	1	1	0	-5
25 Ismael Massoud	00:51	0-1	0-1	0-0	0 0 0	0 0	0	0	0	0	0	-3
Team					3 2 5		0	0				
Totals		20-48	4-15	17-21	8 22 30	16 21	61	13	17	6	1	3

Technical Fouls:Johnson 1st14:46

	LSU	KSU	
Biggest lead	12 (1 st 5:35)	3 (2 nd 7:23)	
Best Scoring Run	8 (1 st 11:51)	11 (2 nd 7:23)	
Lead Changes	8		
Times Tied	4		
Time with Lead	30:45	05:22	
Points from	LSU	KSU	
Turnovers	13	16	
Paint	28	28	
Second Chance	9	1	
Fast Breaks	3	10	
Bench	10	19	
Period by Period Scoring			
	1st	2nd	TOT
LSU	41	18	59
KSU	33	28	61



Official Basketball Box Score - Final
Wofford at LSU
11/27/22 Maravich Assembly Center, Baton Rouge
2022-23 Men's Basketball

Game Time: 2:00 PM
Game Duration: 2:00
Attendance: 8,428

Officials: Tony Greene, Jeb Harbress, Hunter Allen

Wofford - 75 Record: 4-3

NO. Name	Min	FG M-A	3P M-A	FT M-A	Rebounds OR DR TOT	Fouls PF FD	TP	AS	TO	ST	Blocks BS BA	+/-
11 Amari Tice	F 24:17	1-4	1-4	0-0	2 5 7	2 0	3	0	3	0	0	6
25 Messiah Jones	F 25:32	2-4	0-1	1-2	1 3 4	4 4	5	2	1	2	0	0
33 B.J. Mack	C 31:10	7-14	2-7	2-2	3 6 9	4 2	18	4	2	1	1	0
1 Jackson Paveletzke	G 35:29	7-10	1-2	4-4	1 2 3	2 3	19	5	3	1	0	-1
10 Corey Tripp	G 34:13	5-9	3-5	1-1	1 1 2	2 1	14	1	3	0	0	1
14 Kyler Filwich	05:06	0-0	0-0	0-0	1 0 1	0 1	0	0	0	0	0	-8
12 Carson McCorkle	29:08	4-12	3-9	0-0	0 2 2	3 0	11	0	0	1	0	-1
0 Jackson Silvills	07:29	0-2	0-2	0-0	0 0 0	0 1	0	0	0	0	0	-5
13 Adam Silas	07:36	2-3	1-1	0-0	0 1 1	0 0	5	0	1	0	0	-10
Team					0 1 1		0	0				
Totals		28-58	11-31	8-9	9 21 30	17 12	75	12	13	5	1	2

Shooting By Period	
1st FG%	12-27 44.4%
3PT%	6-15 40.0%
FT%	3-3 100%
2nd FG%	16-31 51.6%
3PT%	5-16 31.3%
FT%	5-6 83.3%
GM FG%	28-58 48.3%
3PT%	11-31 35.5%
FT%	8-9 88.9%
Dead Ball Rebounds: 0, 0	

Technical Fouls:Jones 2nd1:50

LSU - 78 Record: 6-1

NO. Name	Min	FG M-A	3P M-A	FT M-A	Rebounds OR DR TOT	Fouls PF FD	TP	AS	TO	ST	Blocks BS BA	+/-
5 Mwani Wilkinson	F 12:43	2-4	1-3	0-0	0 1 1	0 0	5	2	0	0	0	-9
12 KJ Williams	F 35:33	6-12	1-4	2-2	2 3 5	2 2	15	1	2	1	0	5
13 Jalen Reed	F 19:56	1-4	0-0	0-0	0 2 2	3 5	0	2	1	0	1	-11
3 Justice Hill	G 25:58	3-9	0-3	0-0	0 0 0	1 1	6	2	0	1	0	-15
44 Adam Miller	G 37:59	9-13	6-9	2-4	0 4 4	1 2	28	0	3	2	1	0
20 Derek Fountain	13:01	0-0	0-0	2-2	0 1 1	5 3	2	0	0	2	0	0
0 Trae Hannibal	29:18	4-6	0-0	4-4	1 3 4	1 3	12	2	2	0	0	11
1 Cam Hayes	14:06	1-3	0-0	1-2	0 1 1	1 1	3	2	0	1	1	0
4 Kendal Coleman	11:26	2-2	0-0	3-3	0 2 2	1 2	7	0	2	0	0	1
Team					0 2 2		0	0				
Totals		28-53	8-19	14-17	5 21 26	12 16	78	11	11	8	2	1

Shooting By Period	
1st FG%	15-28 53.6%
3PT%	2-8 25.0%
FT%	5-5 100%
2nd FG%	13-25 52.0%
3PT%	6-11 54.5%
FT%	9-12 75%
GM FG%	28-53 52.8%
3PT%	9-19 42.1%
FT%	14-17 82.4%
Dead Ball Rebounds: 2, 1	

Technical Fouls:NONE

	WOF	LSU	Points from		WOF	LSU	Period by Period Scoring		
Biggest lead	5 (2 nd 4:26)	7 (1 st 4:23)	Turnovers	15	16		1st	2nd	TOT
Best Scoring Run	10 (1 st 2:00)	10 (2 nd 19:50)	Paint	30	34	WOF	33	42	75
Lead Changes	19		Second Chance	14	6		LSU	37	41
Times Tied	8		Fast Breaks	12	17				
Time with Lead	12:44	22:12	Bench	16	24				



Official Basketball Box Score - Final
UT Arlington at LSU
12/02/22 Maravich Assembly Center, Baton Rouge
2022-23 Men's Basketball

Game Time: 7:00 PM
Game Duration: 2:08
Attendance: 5,145

Officials: Pat Adams, Byron Jarrett, Chris Ford

UT Arlington - 59 Record: 4-5

NO. Name	Min	FG M-A	3P M-A	FT M-A	Reb OR DR TOT	Fouls PF FD	TP	AS	TO	ST	Blocks BS BA	+/-				
22 Sherman Wilson	F 23:04	3-4	0-0	1-2	1 5 6	3 2	7	0	2	1	0	-5				
00 Aaron Cash	G 25:58	3-10	2-4	0-0	2 3 5	2 1	8	0	0	1	0	-13				
1 Cherald Weaver	G 28:42	1-4	0-1	4-4	2 2 4	2 3	6	0	1	0	0	-14				
4 Myron Gibson	G 23:28	2-8	1-5	1-4	0 1 1	2 3	6	2	1	1	1	-4				
55 Marlon Humphrey	G 33:18	7-11	1-1	1	1 2 3	3 0	15	4	2	1	2	0				
2 Brandon Walker	15:56	5-11	0-2	0	2 3 5	4 1	10	0	1	0	0	6				
5 Brandyn Talbot	21:20	1-8	1-5	0	0 3 3	0 4	3	1	1	2	0	-4				
21 Pedro Castro	16:21	0-3	0-1	0	0 1 1	2 1	0	1	0	0	0	11				
23 Dario Domingos	14:43	2-5	0-0	0-0	5 2 7	2 0	4	0	0	0	0	3				
Team				1	0 1 0			0	1							
Totals		24-64	5-19	6-11	14	22	36	17	14	59	8	9	6	4	3	-4

Box Scores



Official Basketball Box Score - Final
Wake Forest at LSU
12/10/22 State Farm Arena, Atlanta
2022-23 Men's Basketball

Game Time: 2:01 PM
Game Duration: 1:57

Officials: Tony Greene, Steve Anderson, Mike Roberts

Wake Forest - 70

Record: 7-3

NO.	Name	Min	FG	3P	FT	Rebounds	Fouls	TP	AS	TO	ST	Blocks	+/-
			M-A	M-A	M-A	OR DR TOT	PF FD					BS BA	
11	Andrew Carr	F 16:36	2-2	0-0	1-1	0 2 2	5 2	5	0	4	0	1 0	18
25	Zach Keller	F 13:22	0-3	0-2	0-0	0 2 2	2 0	0	0	0	1	0 0	-12
1	Tyree Appleby	G 37:29	11-13	2-4	2-3	0 1 1	2 2	26	6	3	1	0 0	0
2	Cameron Hinkley	G 37:59	4-11	1-3	3-3	0 8 8	2 4	12	4	4	0	0 0	0
30	Damian Monsanto	G 22:43	2-10	2-10	0-0	0 1 1	0 0	6	1	1	1	0 0	-5
4	Dalvien Williams	24:14	1-5	0-3	2-2	0 1 1	0 1	4	0	1	1	0 0	-5
33	Matthew Marsh	24:07	6-6	0-0	1-4	1 10 11	1 4	13	0	0	1	0 0	12
10	Jao Ituka	02:31	1-2	0-0	0-0	1 1 2	0 2	2	0	0	0	0 1	-2
20	Davion Bradford	02:31	0-0	0-0	0-0	2 0 2	2 0	0	0	2	0	0 0	-2
34	Bobbi Klinton	18:28	1-3	0-2	0-0	2 1 3	1 0	2	0	0	0	0 0	-14
Team						2 2 4		0	0	0			
Totals			28-55	5-24	9-13	8 29 37	15 15	70	11	15	5	1 1	-2

Technical Fouls: NONE

Shooting By Period		
1st FG%	16-30	53.3%
3PT%	5-16	31.2%
FT%	4-7	57.1%
2nd FG%	12-25	48.0%
3PT%	0-8	0.0%
FT%	5-6	83.3%
GM FG%	28-55	50.9%
3PT%	5-24	20.8%
FT%	9-13	69.2%

Dead Ball Rebounds: 2, 0

LSU - 72

Record: 8-1

NO.	Name	Min	FG	3P	FT	Rebounds	Fouls	TP	AS	TO	ST	Blocks	+/-
			M-A	M-A	M-A	OR DR TOT	PF FD					BS BA	
15	Mwani Wilkinson	F 10:29	0-4	0-2	0-0	0 1 1	0 0	0	1	0	2	0 0	-9
12	KJ Williams	F 36:33	14-21	7-9	0-2	4 6 10	3 2	35	1	2	1	1 0	8
20	Derek Fountain	F 29:45	4-5	0-0	3-6	3 2 5	1 7	11	0	2	4	0 0	-13
3	Justice Hill	G 24:21	2-6	0-0	0-0	0 1 1	1 0	4	6	0	0	0 0	5
44	Adam Miller	G 36:36	1-10	1-6	0-0	0 0 0	1 1	0	3	1	2	0 0	-1
0	Trae Hannibal	04:20	0-2	0-0	0-0	0 0 0	1 0	0	0	0	0	0 0	-6
1	Cam Hayes	27:45	5-10	2-6	1-1	1 4 5	3 2	13	6	1	0	1 0	14
13	Jalen Reed	08:21	0-0	0-0	1-4	0 0 0	1 2	1	0	0	0	0 0	-8
4	Kendall Coleman	03:27	0-0	0-0	0-0	0 0 0	2 0	0	0	0	0	0 0	-6
11	Justice Williams	17:23	2-6	0-3	1-2	0 1 1	2 2	5	2	1	1	0 0	10
Team						1 5 6		0	0				
Totals			28-64	10-26	6-15	9 21 30	15 15	72	17	7	9	1 1	2

Technical Fouls: NONE

Shooting By Period		
1st FG%	13-33	39.4%
3PT%	4-9	44.4%
FT%	3-7	42.9%
2nd FG%	15-31	48.4%
3PT%	6-17	35.3%
FT%	3-8	37.5%
GM FG%	28-64	43.8%
3PT%	10-26	38.5%
FT%	6-15	40.0%

Dead Ball Rebounds: 7, 0

	WFO	LSU	Points from		WFO	LSU	Period by Period Scoring			
Biggest lead	20 (1 st 4:16)	5 (1 st 18:13)	Turnovers	11	21		1st	2nd	TOT	
Best Scoring Run	17 (1 st 13:10)	11 (1 st 0:39)	Paint	44	32					
Lead Changes	8		Second Chance	7	14	WFO	41	29	70	
Times Tied	6		Fast Breaks	17	8					
Time with Lead	23:25	12:16	Bench	21	19	LSU	33	39	72	



Official Basketball Box Score - Final
N.C. Central at LSU
12/13/22 Maravich Assembly Center, Baton Rouge
2022-23 Men's Basketball

Game Time: 6:00 PM
Game Duration: 1:53
Attendance: 6,212

Officials: Don Daly, Brian Dorsey, Wesley Ford

N.C. Central - 57

Record: 5-6

NO.	Name	Min	FG	3P	FT	Rebounds	Fouls	TP	AS	TO	ST	Blocks	+/-
			M-A	M-A	M-A	OR DR TOT	PF FD					BS BA	
2	Kris Monroe	F 16:07	2-4	1-2	0-0	0 2 2	5 0	5	0	1	0	0 0	6
35	Brendan Medley-Bacon	C 36:07	5-6	0-0	0-0	0 2 2	4 1	10	0	3	0	0 1	-7
5	Justin Wright	G 34:37	6-14	1-3	1-2	0 4 4	2 1	14	0	4	0	1 1	-9
11	Marque Maultsby	G 19:27	3-8	2-4	1-2	0 2 2	1 3	9	0	1	1	0 1	-2
21	Eric Boone	G 30:00	1-6	0-1	0-0	1 5 6	2 0	2	8	1	2	0 1	-8
44	Dan Oladapo	22:38	1-5	0-0	0-4	3 2 5	2 3	2	0	1	0	0 1	-22
0	Fred Cleveland Jr.	10:25	1-2	1-1	0-0	0 1 1	0 0	3	0	1	0	0 0	-2
1	Ja'Darius Harris	04:58	1-3	0-0	0-0	0 1 1	0 0	2	1	2	0	0 0	-1
23	Cameron Butler	02:49	0-0	0-0	0-0	0 0 0	0 0	0	0	0	0	0 0	0
52	Devon Butts	20:33	4-7	2-4	0-0	0 4 4	0 1	10	1	0	3	0 0	-8
24	Nicolas Fennell	02:19	0-0	0-0	0-0	0 2 2	1 0	0	0	0	1	0 0	2
Team						0 2 2		0	0				
Totals			24-55	7-15	2-8	4 27 31	17 9	57	10	14	7	1 5	-10

Technical Fouls: NONE

LSU - 67

Record: 9-1

NO.	Name	Min	FG	3P	FT	Rebounds	Fouls	TP	AS	TO	ST	Blocks	+/-
			M-A	M-A	M-A	OR DR TOT	PF FD					BS BA	
12	KJ Williams	F 31:07	7-13	1-3	3-3	3 9 12	2 2	18	2	2	1	2 0	8
20	Derek Fountain	F 30:27	6-9	0-0	5-9	7 7 14	2 8	17	1	0	1	2 0	11
1	Cam Hayes	G 28:25	6-10	2-5	0-0	0 7 7	0 1	14	2	1	2	0 0	13
3	Justice Hill	G 26:21	3-11	1-5	0-0	0 0 0	0 0	7	4	2	2	0 1	0
44	Adam Miller	G 27:56	0-10	0-8	1-2	0 1 1	3 1	1	2	3	0	0 0	10
11	Justice Williams	16:51	1-4	0-3	0-2	1 0 1	0 2	2	1	0	2	0 0	10
0	Trae Hannibal	16:44	1-3	0-1	2-2	1 1 2	0 2	4	4	3	0	0 0	1
4	Kendall Coleman	06:34	2-2	0-0	0-0	0 1 1	0 0	4	0	0	0	1 0	4
13	Jalen Reed	11:52	0-1	0-0	0-0	1 1 2	2 0	0	0	0	0	0 0	-3
5	Mwani Wilkinson	03:43	0-0	0-0	0-0	0 0 0	0 1	0	0	0	0	0 0	0
Team						2 3 5		0	0				
Totals			26-63	4-25	11-18	15 30 45	9 17	67	16	11	8	5 1	10

Technical Fouls: NONE

	NCC	LSU			
Biggest lead	3 (1 st 17:24)	14 (1 st 1:09)			
Best Scoring Run	7 (2 nd 18:03)	9 (1 st 3:52)			
Lead Changes	10	3			
Times Tied	5	14			
Time with Lead	03:53	31:09			
Points from					
Turnovers	14	9			
Paint	26	38			
Second Chance	5	18			
Fast Breaks	14	9			
Bench	17	10			
Period by Period Scoring					
			1st	2nd	TOT
NCC	26	31	57		
LSU	40	27	67		



Official Basketball Box Score - Final
Winthrop at LSU
12/17/22 Maravich Assembly Center, Baton Rouge
2022-23 Men's Basketball

Game Time: 6:00 PM
Game Duration: 1:57
Attendance: 9,067

Officials: Bart Lenox, Orlando Potts, Garrick Shannon

Winthrop - 81

Record: 5-7

NO.	Name	Min	FG	3P	FT	Rebounds	Fouls	TP	AS	TO	ST	Blocks	+/-
			M-A	M-A	M-A	OR DR TOT	PF FD					BS BA	
4	Kelton Tallford	F 37:23	11-15	0-0	1-2	2 5 7	1 4	23	1	0	0	2 1	-7
12	Cory Hightower	F 38:52	7-13	7-12	4-4	0 1 1	3 3	25	1	4	1	0 1	-8
0	Sin'Cere McMahon	G 33:18	7-12	3-7	1-0	0 4 4	1 1	18	6	1	2	0 1	-3
1	Toneari Lane	G 27:23	1-5	1-4	0-0	1 2 3	3 0	3	0	2	0	1 1	-2
11	Kasen Fleming	G 37:51	5-10	0-0	1-1	1 5 6	2 3	11	3	3	1	0 1	-8
5	Howard Fleming Jr.	20:11	0-5	0-3	1-4	0 3 3	5 2	1	2	1	1	1 1	-7
23	Michael Moore	02:37	0-0	0-0	0-0	0 0 0	0 0	0	0	0	0	0 0	-1
2	Xavier McKelvy	01:14	0-0	0-0	0-0	0 0 0	0 0	0	0	0	0	0 0	-4
10	Cameron Whiteside	01:11	0-0	0-0	0-0	0 0 0	0 0	0	0	0	0	0 0	0
Team						4 0 4		0	1				
Totals			31-60	11-26	8-12	8 20 28	15 13	81	13	12	5	4 6	-8

Technical Fouls: NONE

Shooting By Period		
1st FG%	15-31	48.4%
3PT%	5-17	29.4%
FT%	4-5	80%
2nd FG%	16-29	55.2%
3PT%	6-9	66.7%
FT%	4-7	57.1%
GM FG%	31-60	51.7%
3PT%	11-26	42.3%
FT%	8-12	66.7%

Dead Ball Rebounds: 2, 0

LSU - 89

Record: 10-1

NO.	Name	Min	FG M-A	3P M-A	FT M-A	Rebounds OR DR TOT	Fouls PF FD	TP	AS	TO	ST	Blocks BS BA	+/-
12	KJ Williams	F 24:31	8-14	2-4	0-0	2 4 6	3 0	18	0	2	1	1 1	11
20	Derek Fountain	F 31:02	4-7	0-1	0-0	2 5 7	4 1	8	2	0	2	1 1	15
1	Cam Hayes	G 30:52	8-11	4-6	5-6	0 1 1	0 5	25	4	1	2	0 0	15
3	Justice Hill	G 26:29	3-7	3-5	0-0	1 2 3	1 1	9	3	1	0	1 0	-4
44	Adam Miller	G 32:12	5-15	2-10	2-2	0 3 3	1 1	14	3	2	0	1 1	6
13	Jalen Reed	11:58	1-1	0-0	0-0	1 2 3	0 1	2	0	2	1	0 0	-10
0	Trae Hannibal	20:42	2-2	0-0	0-1	1 2 3	2 4	4	6	0	0	0 0	6
4	Kendal Coleman	12:29	2-4	0-0	1-2	4 3 7	2 1	5	0	1	0	2 1	0
11	Justice Williams	09:45	2-3	0-1	0-1	0 0 0	0 1	4	1	1	0	0 0	1
Team													
Totals			35-64	11-27	9-12	12 23 35	13 15 89	19 10	6 6	4	8		

Box Scores



Official Basketball Box Score - Final
Arkansas at LSU
12/28/22 Maravich Assembly Center, Baton Rouge
2022-23 Men's Basketball

Game Time: 8:00 PM
Game Duration: 2:09
Attendance: 10,428

Officials: Joe Lindsay, Patrick Evans, Ron Groover

Arkansas - 57

Record: 12-1 (0-1)

NO.	Name	Min	FG	3P	FT	Rebounds	Fouls	TP	AS	TO	ST	Blocks	BS	BA	+/−
			M/A	M/A	M/A	OR DR TOT	PF	FD							
13	Jordan Walsh	F 32:03	6-14	1-8	0-0	3 6 9	4 1	13	0	2	2	2	1	1	1
15	Makhi Mitchell	F 35:54	3-5	0-0	2-3	2 10 12	3 5	8	1	1	0	3	1	-4	
0	Anthony Black	G 40:00	3-8	0-3	1-2	4 4 8	1 2	7	4	2	1	0	1	-3	
1	Ricky Council IV	G 40:00	5-19	1-5	2-5	4 2 6	1 4	13	0	2	3	0	0	-3	
4	Davonte Davis	G 39:52	7-18	2-8	0-0	0 6 6	1 1	16	2	1	2	0	0	-3	
20	Kamari Johnson	07:12	0-0	0-0	0-0	0 0 0	2 0	0	0	0	0	0	0	-3	
11	Jalen Graham	02:39	0-0	0-0	0-0	0 1 1	2 0	0	0	2	0	0	0	-4	
5	Joseph Pinion	02:20	0-1	0-1	0-0	0 0 0	0 0	0	0	0	0	0	0	-4	
Team						0 2 2		0		0					
Totals			24-65	4-25	5-10	13 31 44	14 13	57	7	10	8	5	3	-3	

Shooting By Period	1st FG%	2nd FG%	3rd FG%	FT%
1st FG%	9-33 27.3%			
3PT%	0-13 0.0%			
FT%	1-3 33.3%			
2nd FG%	15-32 46.9%			
3PT%	4-12 33.3%			
FT%	4-7 57.1%			
GM FG%	24-65 36.9%			
3PT%	4-25 16.0%			
FT%	5-10 50.0%			
Dead Ball Rebounds:	2 0			

Technical Fouls: NONE

LSU - 60

Record: 12-1 (1-0)

NO.	Name	Min	FG	3P	FT	Rebounds	Fouls	TP	AS	TO	ST	Blocks	BS	BA	+/−
			M/A	M/A	M/A	OR DR TOT	PF	FD							
12	KJ Williams	F 32:37	3-7	2-5	0-0	1 4 5	3 4	8	0	2	2	1	1	1	1
20	Derek Fountain	F 29:19	5-9	0-1	4-5	4 6 10	2 3	14	1	2	2	1	2	8	
1	Cam Hayes	G 27:13	2-7	0-3	0-0	0 5 5	0 0	4	3	0	1	0	0	-7	
3	Justice Hill	G 18:49	1-5	0-3	0-3	0 2 2	1 1	2	1	1	0	0	0	-6	
44	Adam Miller	G 29:03	2-9	1-3	2-2	0 4 4	1 3	7	2	1	0	0	1	-6	
0	Trae Hannibal	22:29	9-14	1-2	0-2	1 5 6	0 2	19	2	1	0	0	0	10	
13	Jalen Reed	10:41	0-5	0-0	0-0	1 1 2	3 3	0	0	0	0	0	0	-1	-5
4	Kendal Coleman	02:49	0-0	0-0	0-0	0 0 0	0 0	0	0	0	0	0	0	0	0
5	Mwani Wilkinson	10:47	1-1	0-0	0-0	0 0 0	2 0	2	0	1	0	1	0	9	
34	Shawn Phillips Jr.	04:34	0-1	0-0	0-0	1 0 1	0 0	0	0	0	0	0	0	2	
11	Justice Williams	11:39	2-4	0-0	0-0	0 0 0	1 0	4	0	2	1	0	0	9	
Team						1 3 4		0		0					
Totals			25-62	4-17	6-12	9 30 39	13 14	60	9	10	6	3	5	3	

Shooting By Period	1st FG%	2nd FG%	3rd FG%	FT%
1st FG%	10-34 29.4%			
3PT%	3-11 27.3%			
FT%	1-3 33.3%			
2nd FG%	15-28 53.6%			
3PT%	1-6 16.7%			
FT%	5-9 55.6%			
GM FG%	25-62 40.3%			
3PT%	4-17 23.5%			
FT%	6-12 50.0%			
Dead Ball Rebounds:	3 1			

Technical Fouls: NONE

	ARK	LSU
Biggest lead	6 (2 nd 10:21)	6 (1 st 0:17)
Best Scoring Run	6 (1 st 14:24)	8 (2 nd 7:06)
Lead Changes	7	
Times Tied	10	
Time with Lead	14:18	18:51

Points from	ARK	LSU
Turnovers	4	13
Paint	36	40
Second Chance	11	6
Fast Breaks	7	8
Bench	0	25

Period by Period Scoring			
	1st	2nd	TOT
ARK	19	38	57
LSU	24	36	60



Official Basketball Box Score - Final
LSU at Kentucky
01/03/23 Rupp Arena, Lexington
2022-23 Men's Basketball

Game Time: 9:00 PM
Game Duration: 2:11
Attendance: 19,610

Officials: Doug Shows, Vladimir Voyarov-Tadai, Jeb Harness

LSU - 71

Record: 12-2 (1-1)

NO.	Name	Min	FG	3P	FT	Rebounds	Fouls	TP	AS	TO	ST	Blocks	BS	BA	+/−
			M/A	M/A	M/A	OR DR TOT	PF	FD							
12	KJ Williams	F 35:39	8-13	4-6	3-3	0 3 3	3 2	23	2	1	0	1	0	-1	
20	Derek Fountain	F 25:14	3-4	0-0	0-0	3 5 8	2 2	6	2	1	1	0	0	6	
1	Cam Hayes	G 31:43	3-5	2-4	3-3	0 0 0	2 1	11	2	1	0	0	0	4	
3	Justice Hill	G 12:43	0-3	0-1	0-0	0 1 1	0 0	0	0	1	0	0	0	-13	
44	Adam Miller	G 33:29	5-15	5-13	0-0	0 1 1	0 1	15	2	0	0	0	0	0	
0	Trae Hannibal	29:03	5-6	0-0	2-4	1 2 3	2 4	12	4	4	1	0	0	5	
20	Justice Williams	11:12	1-4	0-1	0-0	1 1 2	1 0	2	1	0	0	0	1	-4	
13	Jalen Reed	13:40	1-3	0-0	0-0	0 2 2	3 1	2	1	0	0	0	0	-6	
4	Kendal Coleman	02:27	0-0	0-0	0-0	0 0 0	1 0	0	0	0	0	0	0	-3	
34	Shawn Phillips Jr.	03:00	0-0	0-0	0-0	0 0 0	1 0	0	0	0	0	0	0	-2	
5	Mwani Wilkinson	01:50	0-0	0-0	0-0	0 0 0	0 0	0	0	1	0	1	0	-1	
Team						0 2 2		0		1					
Totals			26-53	11-25	8-10	5 17 22	15 11	74	15	9	3	1	3	-3	

Technical Fouls: NONE

Kentucky - 74

Record: 10-4 (1-1)

NO.	Name	Min	FG	3P	FT	Rebounds	Fouls	TP	AS	TO	ST	Blocks	BS	BA	+/−
			M/A	M/A	M/A	OR DR TOT	PF	FD							
0	Jacob Toppin	F 31:04	9-13	1-1	2-2	1 2 3	1 3	21	3	1	1	1	0	4	
24	Chris Livingston	F 28:40	1-5	1-4	2-2	0 1 1	1 1	5	1	0	0	0	0	0	
34	Oscar Tshiebwe	F 40:00	7-9	0-0	5-7	7 9 16	3 7	19	1	0	1	1	1	3	
2	Sahvir Wheeler	G 37:21	4-10	3-5	0-1	0 6 6	2 3	11	9	2	0	0	0	2	
22	Cason Wallace	G 40:00	6-13	2-7	0-0	3 3 1	2 0	14	1	0	0	0	0	3	
12	Antonio Reeves	13:59	0-1	0-1	2-2	0 0 0	1 1	2	0	0	0	0	0	-4	
4	Daimon Collins	08:56	1-3	0-0	0-0	1 0 1	2 0	2	0	0	0	1	0	-1	
Team						1 0 1		0		1					
Totals			28-54	7-18	11-14	10 21 31	11 15	74	18	6	2	3	1	3	

Technical Fouls: NONE

	LSU	UKY
Biggest lead	2 (1 st 11:36)	10 (2 nd 12:30)
Best Scoring Run	8 (2 nd 6:29)	7 (2 nd 17:54)
Lead Changes	6	
Times Tied	3	
Time with Lead	02:44	34:59

Points from	LSU	UKY
Turnovers	4	7
Paint	26	34
Second Chance	6	12
Fast Breaks	2	8
Bench	16	4

Period by Period Scoring			
	1st	2nd	TOT
LSU	38	33	71
UKY	42	32	74



Official Basketball Box Score - Final
LSU at Texas A&M
01/07/23 Reed Arena, Bryan-College Station
2022-23 Men's Basketball

Game Time: 5:00 PM
Game Duration: 2:06
Attendance: 9,319

Officials: Joe Lindsay, Mike Nance, Rob Rorke

LSU - 56

Record: 12-3 (1-2)

NO.	Name	Min	FG	3P	FT	Rebounds	Fouls	TP	AS	TO	ST	Blocks	BS	BA	+/−
			M/A	M/A	M/A	OR DR TOT	PF	FD							
12	KJ Williams	F 37:23	2-6	0-2	6-6	2 6 8	2 3	10	2	0	2	1	0	-8	
20	Derek Fountain	F 21:01	1-3	0-0	0-0	1 2 3	5 3	2	1	1	1	0	0	-8	
0	Trae Hannibal	G 23:47	2-9	0-0	5-9	1 4 5	3 6	9	4	3	2	0	1	1	
1	Cam Hayes	G 25:12	4-11	1-5	1-1	0 2 2	1 1	10	0	1	0	0	0	-12	
44	Adam Miller	G 34:00	5-10	5-8	1-2	0 1 1	1 2	16	1	1	1	0	0	-11	
3	Justice Hill	29:32	2-4	2-4	0-0	1 0 1	1 0	6	2	5	5	0	0	-13	
4	Kendal Coleman	07:54	0-1	0-0	0-0	1 2 3	1 1	0	0	0	0	1	0	-2	
11	Justice Williams	10:38	1-3	1-3	0-0	0 0 0	1 0	3	1	0	0	0	0	-3	
13	Jalen Reed	09:51	0-2	0-0	0-0	1 1 2	1 1	0	0	1	0	1	0	-7	
34	Shawn Phillips Jr.	00:42	0-0	0-0	0-0	0 0 0	0 0	0	0	0	0	0	0	-2	
Team						1 1 2		0		3					
Totals			17-49	9-22	13-18	8 19 27	16 17	56	11	15	11	3	1	-13	

Shooting By Period	1st FG%	2nd FG%	3rd FG%	FT%
1st FG%	8-28 28.6%			
3PT%	4-14 28.6%			
FT%	3-3 100%			
2nd FG%	9-21 42.9%			
3PT%	5-8 62.5%			
FT%	10-15 66.7%			
GM FG%	17-49 34.7%			
3PT%	9-22 40.9%			
FT%	13-18 72.2%			
Dead Ball Rebounds:	3 0			

Technical Fouls: NONE

Texas A&M - 69

Record: 10-5 (2-0)

NO.	Name	Min	FG	3P	FT	Rebounds	Fouls	PF	FD	TP	AS	TO	ST	Blocks	BS	BA	+/−
15	Henry Coleman III	F 31:38	3-9	0-0	1-2	2 4 6	2 2	7	0	2	2	0	2	0	2	8	
34	Julius Marble	F 30:22	7-12	0-1	3-5	3 6 9	3 5	17	0	1	0	1	0	1	0	9	
0	Dexter Dennis	G 28:17	6-8	2-4	3-4	2 2 4	6 3	2	17	1	2	3	0	0	13		
4	Wade Taylor IV	G 34:57	4-10	1-4	4-4	0 2 6	4 3	13	6	4	0	0	0	0	16		
23	Tyrece Radford	G 31:44	6-10	1-3	1-2	3 2 5	1 1	14	2	0	0	0	0	0	11		
11	Andersson Garcia	11:24	0-0	0-0	0-0	0 2 2	1 1	0	1	2	0	0	0	0	6		
20	Andre Gordon	16:17	0-2	0-1	0-0	0 2 2	0 1	0	3	0	0	0	0	0	1		
2	Hayden Heister	09:18	0-3	0-3	1-2	0 0 0	1 1	1	0	0	0	0	0	0	0		
13	Solomon Washington	05:32	0-0	0-0	0-0	0 1 1	0 0	0	0	1	0	0	0	0	3		
1	Khalen Robinson	00:31	0-0	0-0	0-0	0 0 0	1 0	0	0	0	0	0	0	0	0	-2	
Team						2 3 5		0	0								
Totals			26:54	4-16	13-19	12 26 38	17 16	69	12	13	6	1	3	13			
Technical Fouls: NONE																	

Box Scores



Official Basketball Box Score - Final

LSU at Alabama
01/14/23 Coleman Coliseum, Tuscaloosa
2022-23 Men's Basketball

Game Time: 3:00 PM

Game Duration: 2:03

Attendance: 13,474

Officials: Bart Lenox, Patrick Evans, Brian Dorsey

LSU - 66

Record: 12-5 (1-4)

NO. Name	Min	FG	3P	FT	Rebounds	Fouls	TP	AS	TO	ST	Blocks	+/-				
		10	9	9	OR	DR	PF	DD			BS	BA				
12 KJ Williams	F 17:51	4-12	2-3	0-0	0	1	4	0	10	0	2	0	-26			
20 Derek Fountain	F 21:08	0-9	0-4	9-10	2	0	2	1	7	0	3	1	-22			
0 Trae Hannibal	G 16:16	1-2	0-0	0-0	2	4	6	1	2	3	0	0	-23			
3 Justice Hill	G 18:19	1-7	1-5	0-0	0	2	2	0	3	0	1	0	-19			
44 Adam Miller	G 30:52	2-5	2-2	3-5	0	4	4	3	4	9	1	1	0	-26		
13 Jalen Reed	17:34	2-4	0-1	1-4	3	4	7	2	2	5	0	2	0	-16		
1 Cam Hayes	20:23	4-6	2-3	0-0	0	1	1	2	10	2	0	0	0	-21		
4 Kendal Coleman	10:01	1-4	0-0	3-4	1	2	3	3	2	5	0	0	0	-3		
11 Justice Williams	19:55	1-4	1-1	6-6	0	0	1	1	4	9	5	1	0	-20		
15 Tyrell Ward	14:15	1-6	0-2	0-0	1	1	2	0	2	1	0	2	0	-11		
34 Shawn Phillips Jr.	13:26	1-2	0-0	0-0	1	3	4	1	0	2	0	1	1	0	-13	
Team					3	2	5		0	0						
Totals		18-61	8-21	22-29	14	24	38	18	21	66	12	11	4	0	7	-40

Technical Fouls: NONE

Alabama - 106

Record: 15-2 (5-0)

NO. Name	Min	FG M-A	3P M-A	FT M-A	Rebounds OR DR TOT	Fouls PF FD	TP	AS	TO	ST	Blocks BS BA	+/-
15 Noah Clowney	F 20:37	2-7	0-5	0-0	4 4 8	2 2	4	0	1	0	1 0	15
24 Brandon Miller	F 24:03	11-16	7-11	2-2	1 8 9	2 4	31	1	1	0	0 0	38
14 Charles Bediako	C 14:39	1-1	0-0	1-1	1 2 3	1 2	2	2	1	1	2 0	17
0 Jaden Bradley	G 20:52	2-4	1-1	2-2	0 1 1	2 1	7	6	2	0	0 0	32
1 Mark Sears	G 23:21	4-9	2-7	2-2	0 5 5	2 3	12	1	1	3	0 0	29
3 Rylan Griffen	20:37	4-12	2-8	2-2	3 3 6	1 1	12	1	1	1	0 0	7
4 Noah Gurley	15:38	2-7	2-6	2-2	2 3 5	2 1	8	1	1	0	1 0	16
5 Jahvon Quinerly	16:14	4-8	4-8	0-0	1 1 2	0 0	12	4	0	0	0 0	19
10 Dom Welch	18:48	1-5	1-5	2-2	1 2 3	1 1	5	1	0	1	0 0	22
23 Nick Pringle	18:38	3-3	0-0	4-7	6 1 7	4 4	10	1	0	0	1 0	11
12 Delaney Heard	02:11	0-1	0-1	0-0	0 0 0	0 0	0	0	0	0	0 0	-2
30 Adam Cottrell	02:11	1-1	1-1	0-0	0 0 0	0 0	3	0	0	0	0 0	-2
34 Jaden Quinerly	02:11	0-2	0-1	0-0	0 0 0	0 0	1	0	1	0	0 0	-2
Team					1 3 4		0	0				
Totals		35-76	20-54	16-20	20 32 52	21 18	106	19	8	7	7 0	-40

Technical Fouls: NONE

	LSU	BMA
Biggest lead	0 (1 st 20:00)	45 (2 nd 1:39)
Best Scoring Run	7 (2 nd 12:14)	13 (1 st 5:15)
Lead Changes	0	
Times Tied	1	
Time with Lead	00:00	39:19

Points from	LSU	BMA
Turnovers	2	19
Paint	18	30
Second Chance	8	32
Fast Breaks	8	15
Bench	33	50

Period by Period Scoring	1st	2nd	TOT
LSU	22	44	66
BMA	59	47	106



Official Basketball Box Score - Final

Tennessee at LSU
01/21/23 Maravich Assembly Center, Baton Rouge
2022-23 Men's Basketball

Game Time: 3:00 PM

Game Duration: 1:55

Attendance: 10,462

Officials: Joe Lindsay, Okenda Potts, Owen Shott

Tennessee - 77

Record: 16-3 (6-1)

NO. Name		Min	FG M-A	3P M-A	FT M-A	Rebounds OR DR TOT	Fouls PF F	TP	AS	TO	ST	Blocks BS BA	+/-
2 Julian Phillips	F	23:10	2-6	2-3	4-4	1 3 4	4 3	10	1	1	2	0 0	15
13 Olivier Nkamhoua	F	16:47	1-4	0-1	0-0	1 2 3	4 1	2	0	1	0	1 0	-10
5 Zakai Zeigler	G	37:15	5-12	2-8	0-0	0 2 2	0 2	12	10	1	2	2 0	27
25 Santiago Vescovi	G	30:58	2-7	2-7	0-0	0 2 2	0 1	6	3	0	0	0 0	22
30 Josiah-Jordan James	G	30:45	9-16	4-6	0-0	2 5 7	3 3	22	1	2	3	0 0	22
0 Jonas Aido		20:07	3-5	0-1	2-2	5 2 7	2 2	8	0	1	0	1 0	26
4 Tyreke Key		17:44	4-10	2-5	0-0	4 3 7	2 0	10	0	0	1	0 0	4
11 Tobe Awaka		12:21	2-3	0-0	0-0	0 0 0	0 3	4	0	0	0	0 0	-4
15 Jahmai Mashack		10:53	1-2	0-1	1-2	1 1 2	1 2	3	0	0	0	0 0	-5
Team						0 0 0		0	2				
Totals			29-65	12-32	7-8	14 20 34	17 16	77	15	8	4	4 0	21

Technical Fouls: NONE

LSU - 56

Record: 12-7 (1-6)

NO.	Name	Min	FG	3P	FT	Rebounds	Fouls	TP	AS	TO	ST	Blocks	+/-
			M-A	M-A	M-A	OR DR TOT	PF F					BS BA	
12	KJ Williams	F 28:58	7-16	2-6	0-1	1 3 4	2 3	16	0	1	0	0	-21
20	Derek Fountain	F 20:22	2-3	0-0	2-2	2 1 3	3 3	6	0	3	0	0	-8
1	Cam Hayes	G 26:14	1-5	1-5	0-0	0 3 3	2 2	3	4	0	0	0	-9
11	Justice Williams	G 35:06	1-3	1-1	2-2	0 2 2	0 1 5	5	4	2	1	0	-14
44	Adam Miller	G 28:53	1-5	0-3	1-1	0 2 2	3 1	3	0	6	0	0	-15
0	Trae Hannibal	24:52	5-6	0-0	0-0	0 3 3	4 0	10	0	4	1	0	-18
13	Jalen Reed	22:01	3-5	0-1	3-7	2 3 5	1 4	9	0	3	0	0	-19
4	Kendal Coleman	09:42	1-1	0-0	2-4	1 1 2	1 3	4	0	0	0	0	0
34	Shawn Phillips Jr.	03:52	0-0	0-0	0-0	0 0 0	0 0	0	0	0	0	0	-1
Team						1 4 5		0	0				
Totals			21-44	4-16	10-17	7 22 29	16 17	56	8	19	2 0	4	-21

Technical Fouls: NONE

	TEN	LSU
Biggest lead	27 (2 nd 11:38)	2 (1 st 19:20)
Best Scoring Run	10 (1 st 1:20)	6 (2 nd 9:32)
Lead Changes	5	
Times Tied	0	
Time with Lead	36:59	02:21

Points from	TEN	LSU
Turnovers	33	7
Paint	30	32
Second Chance	20	12
Fast Breaks	10	1
Bench	25	23

Period by Period Scoring	1st	2nd	TOT
TEN	39	38	77
LSU	22	34	56



Official Basketball Box Score - Final

Auburn at LSU
01/19/23 Maravich Assembly Center, Baton Rouge
2022-23 Men's Basketball

Game Time: 6:00 PM

Game Duration: 1:58

Attendance: 9,967

Officials: Doug Shows, Steven Anderson, Courtney Green

Auburn - 67

Record: 15-3 (5-1)

NO. Name	Min	FG M-A	3P M-A	FT M-A	Rebounds OR DR TOT	Fouls PF FD	TP	AS	TO	ST	Blocks BS BA	+/-
2 Jaylin Williams	F 32:44	6-13	1-4	1-1	3 4 7	2 1	14	2	2	0	3 0	14
4 Jhoni Broome	F 22:41	2-5	0-0	0-2	1 5 6	3 3	4	0	3	2	2 0	5
1 Wendell Green Jr.	G 29:12	5-14	1-6	3-3	0 4 4	0 3	14	4	0	0	2 13	13
12 Zep Jasper	G 18:05	2-4	1-2	0-0	2 0 2	0 0	5	1	1	0	0 0	4
22 Allen Flanigan	G 23:27	3-6	2-3	0-0	0 7 7	5 0	8	0	1	1	0 1	10
0 K.D. Johnson	21:55	2-7	2-4	2-2	0 1 1	1 1	8	1	0	2	0 2	14
44 Dylan Cardwell	17:19	2-3	0-1	0-2	3 4 7	3 2	4	2	0	0	2 0	13
21 Yohan Traore	07:16	1-2	0-1	0-0	0 0 0	0 0	2	0	1	0	0 0	4
3 Tre Donaldson	10:48	0-1	0-1	0-0	0 4 4	0 2	0	1	0	1	0 0	5
24 Lior Berman	16:33	3-4	1-2	1-1	1 0 1	2 1	8	0	0	0	0 0	8
Team					1 1 2		0	2				
Totals		26-59	8-24	7-11	11 30 41	16 13	67	11	10	8 7 5	18	

Technical Fouls: NONE

Shooting By Period

1 st FG%	12-25	48.0%
3PT%	5-11	45.5%
FT%	3-7	42.9%
2 nd FG%	14-34	41.2%
3PT%	5-13	38.5%
FT%	4-4	100%
GM FG%	26-59	44.1%
3PT%	8-24	33.3%
FT%	7-11	63.6%

Dead Ball Rebounds: 2

LSU - 49

Record: 12-6 (1-5)

NO.	Name	Min	FG M-A	3P M-A	FT M-A	Rebounds OR DR TOT	Fouls PF FD	TP	AS	TO	ST	Blocks BS BA	+/-
12	KJ Williams	F 35:32	7-15	2-5	0-1	3 5 8	0 2	16	0	3	2	2	-12
20	Derek Fountain	F 25:47	1-6	0-1	0-0	4 1 5	2 1	2	0	2	1	1	-17
1	Cam Hayes	G 26:25	1-6	0-3	0-0	0 3 3	0 0	2	2	0	0	0	-3
11	Justice Williams	G 31:33	2-7	1-1	0-0	1 5 6	3 1	7	1	0	0	1	-14
44	Adam Miller	G 36:34	2-11	1-8	0-0	1 2 3	3 1	5	3	4	1	0	-17
0	Trae Hannibal	23:26	3-11	0-10	1-2	1 1 2	2 8	16	1	1	0	1	-16
4	Kendal Coleman	05:40	0-0	0-0	1-2	0 1 1	1 1	1	0	0	0	0	-1
15	Tyrell Ward	03:21	0-1	0-1	0-0	0 0 0	0 0	0	0	0	0	0	-6
13	Jalen Reed	08:46	0-1	0-0	0-2	1 4 5	1 2	0	0	0	1	1	-1
34	Shawn Phillips Jr.	02:56	0-0	0-0	0-0	0 0 0	0 0	0	0	0	0	0	-3
Team						3 2 5		0	0				
Totals			17-58	4-20	11-17	14 24 38	13 16	49	7	11	5	5	-18

Shooting By Period

1 st FG%	7-27	25.9%
2 nd FG%	3-11	18.2%
3 rd FG%	5-7	71.4%
4 th FG%	10-31	32.3%
FT%	2-9	22.2%
3PT%	6-10	60.0%
3PT%	17-58	29.3%
3PT%	4-20	20.0%
3PT%	11-17	64.7%

Dead Ball Rebounds: 3

	AUB	LSU
Biggest lead	19 (2 nd 6:44)	0 (1 st 20:00)
Best Scoring Run	12 (1 st 2:29)	9 (2 nd 15:50)
Lead Changes	0	
Times Tied	0	
Time with Lead	39:47	00:00

Points from	AUB	LSU
Turnovers	15	2
Paint	32	20
Second Chance	7	9
Fast Breaks	5	3
Bench	22	17

Period by Period Scoring	1st	2nd	TOT
AUB	32	35	67
LSU	21	28	49



Official Basketball Box Score - Final

LSU at Arkansas
01/24/23 Bud Walton Arena, Fayetteville, Ark.
2022-23 Men's Basketball

Game Time: 6:00 PM

Game Duration: 1:57

Attendance: 15,200

Officials: Terry Oglesby, Chuck Jones, Jason Baker

LSU - 40

Record: 12-8 (1-7)

NO.	NAME	Min	FG M-A	3P M-A	FT M-A	Rebounds DR TR TOT	Fouls PF FF	TP	AS	TO	ST	Blocks BS BA	+/-
12	KJ Williams	F 38:22	2-10	0-1	5-7	4 7 11	1 4	9	1	2	2	2 1	-20
13	Jalen Reed	F 28:22	1-5	0-0	0-0	0 3 3	3 1	2	1	3	0	1 1	-16
20	Derek Fountain	F 24:20	1-3	0-0	3-4	3 3 6	4 3	5	1	2	2	0 1	-8
11	Justice Williams	G 31:34	3-9	0-1	1-2	0 2 2	3 1	7	2	1	0	0 2	-7
44	Adam Miller	G 34:02	1-2	1-6	2-3	0 0 0	2 3	9	1	1	1	0 0	-14
0	Trae Hannibal	19:20	4-10	0-0	3-2	5 0 5	8 0	8	0	0	0	0 0	-17
1	Cam Hayes	15:19	0-4	0-1	0-0	0 4 0	0 0	0	0	1	0	0 0	-9
4	Kendal Coleman	06:43	0-1	0-0	0-0	1 0 1	2 0	0	0	2	0	0 0	-1
15	Tyrell Ward	01:58	0-0	0-0	0-0	0 0 0	0 0	0	0	1	0	0 0	-8
Team						3 0 3		0	1				
Totals			14-54			1-9	11-16	14 21 35	15 12	40	6	15 5 3 5	-20

Technical Fouls: NONE

Shooting By Period

1st FG%	3-25	12.0%
2nd FG%	0-3	0.0%
3rd FG%	8-11	72.7%
4th FG%	11-29	37.9%
3PT%	1-6	16.7%
FT%	3-5	60.0%
GM FG%	14-54	25.9%
3PT%	1-9	11.1%
FT%	11-16	68.8%

Dead Ball Rebounds: 2, 1

Arkansas - 60		Record: 14-6 (3-5)												
NO. Name		Min	FG	3P	FT	Rebounds	Fouls	TP	AS	TO	ST	Blocks	+/-	
			M	A	M	A	R	O	R	T	O	B	B	
13 Jordan Walsh	F	24:11	2-6	0-1	0-0	0 1 1	2 0	4	0	1	0	0 1 15	1st FG% 15-26 57.7%	
15 Makhi Mitchell	F	28:23	4-6	0-0	2-2	3 8 2	1 10	1	10	1 3	0 0	1 5	3PT% 4-7 57.1%	
0 Anthony Ellec	G	37:01	3-9	3-5	5-6	5 5 7	3 6	14	3	3	0 0	1 8	FT% 4-4 100%	
1 Ricky Clinton IV	G	39:51	4-13	0-3	2-3	0 6 6	0 5	10	7	1 1	0 1	22	2nd FG% 8-25 32.0%	
4 Davonte Davis	G	40:00	7-8	2-2	0-0	0 7 7	0 1	16	3	2 2	0 0	1 8	3PT% 1-6 16.7%	
20 Kamari Johnson		07:38	0-0	0-0	0-0	1 0 1	3 0	0	1	1 0	1 0	5	FT% 5-5 100%	
5 Cameron Pincin		06:27	0-2	0-2	0-0	0 0 0	0 0	0	0	0 0	0 1	5	GM FG% 23-51 45.1%	
11 Jalen Graham		16:59	3-7	0-0	0-1	0 3 3	1 1	6	0	1 1	1 1	5	FT% 9-12 75.0%	
Team						1 2 3	0	0	0				Dead Ball Rebounds: 2 0	
Totals		23:51	5-13	9-12	7 29	36	12 15	60	15	12	7	5 3	20	
Technical Fouls: NONE														

Box Scores



Official Basketball Box Score - Final
Texas Tech at LSU
01/28/23 Maravich Assembly Center, Baton Rouge
2022-23 Men's Basketball

Game Time: 1:00 PM
Game Duration: 2:09
Attendance: 5,939

Officials: Doug Shows, Owen Shortt, Brian Dorsey

Texas Tech - 76

Record: 11-10

NO. Name	Min	FG M-A	3P M-A	FT M-A	Rebounds OR DR TOT	Fouls PF FD	TP	AS	TO	ST	Blocks BS BA	+/-
0 Kevin Obanor	F 36:09	8-15	3-6	3-5	1 3 4	2 3	22	0	1	0	1 3	2
12 Daniel Batcho	F 32:31	2-8	0-0	4-4	4 3 7	1 5	8	2	1	1	2 0	0
20 Jaylon Tyson	G 22:02	1-4	0-0	2-4	2 5 7	2 2	4	1	2	2	0 0	-5
23 De'Von Harmon	G 34:05	5-10	2-2	2-2	1 3 4	2 1	14	8	2	0	0 1	6
24 Kerwin Walton	G 21:33	6-7	5-6	0-0	1 0 1	3 0	17	0	1	0	0 0	0
1 Lamar Washington	05:55	0-1	0-1	0-0	0 0 0	2 0	0	1	1	0	0 0	2
4 Robert Jennings	06:21	0-1	0-0	0-0	2 0 2	1 1	0	0	1	1	1 0	3
5 KJ Allen	06:19	0-1	0-1	1-2	0 1 1	1 1	1	1	0	2	0 0	12
3 D'Maurian Williams	13:15	1-2	1-1	2-2	0 0 0	2 1	5	1	0	1	0 0	14
22 Elijah Fisher	21:50	2-5	0-1	1-2	3 6 9	1 2	5	0	1	2	1 0	6
Team					1 0 1	0	0	1				
Totals		25-54	11-18	15-21	15 21 36	17 16	76	14	11	9	5 4	8

Technical Fouls: NONE

LSU - 68

Record: 12-9

NO. Name	Min	FG M-A	3P M-A	FT M-A	Rebounds OR DR TOT	Fouls PF FD	TP	AS	TO	ST	Blocks BS BA	+/-
12 KJ Williams	F 33:55	5-18	2-5	2-3	4 5 9	4 4	14	1	0	1	2 2	-1
20 Derek Fountain	F 22:27	3-5	0-1	4-4	3 3 6	3 5	10	0	0	0	1 0	-2
1 Cam Hayes	G 25:52	4-9	1-4	0-0	0 2 2	2 0	9	1	2	1	0 1	1
11 Justice Williams	G 31:10	1-8	0-4	0-0	3 2 5	1 1	2	4	2	1	0 1	0
44 Adam Miller	G 34:11	6-12	5-10	3-4	1 2 3	4 1	20	1	2	2	0 1	-4
0 Trae Hannibal	19:57	2-3	0-0	3-4	1 1 2	1 3	7	1	1	1	0 0	-13
3 Justice Hill	08:50	1-3	1-2	0-0	0 0 0	0 0	3	1	2	0	0 0	-8
4 Kendal Coleman	08:59	0-1	0-0	0-0	1 0 1	0 0	0	1	0	0	0 0	-16
13 Jalen Reed	14:39	0-0	0-0	3-4	2 1 3	1 3	3	0	1	0	1 0	3
Team					2 1 3	0	0	0				
Totals		22-59	9-26	15-19	17 17 34	16 17	68	10	10	6	4 5	-8

Technical Fouls: NONE

	TTU	LSU	
Biggest lead	11 (1 st 9:33)	5 (2 nd 8:59)	
Best Scoring Run	9 (1 st 12:40)	10 (2 nd 8:59)	
Lead Changes	12		
Times Tied	4		
Time with Lead	32:04	05:15	
Points from	TTU	LSU	
Turnovers	18	17	
Paint	26	24	
Second Chance	14	20	
Fast Breaks	13	11	
Bench	11	13	
Period by Period Scoring	1st	2nd	TOT
TTU	41	35	76
LSU	33	35	68



Official Basketball Box Score - Final
LSU at Missouri
02/01/23 Mizou Arena, Columbia
2022-23 Men's Basketball

Game Time: 8:00 PM
Game Duration: 2:04
Attendance: 12,769

Officials: Don Daly, Steven Anderson, Olands Poole

LSU - 77

Record: 12-10 (1-8)

NO. Name	Min	FG M-A	3P M-A	FT M-A	Rebounds OR DR TOT	Fouls PF FD	TP	AS	TO	ST	Blocks BS BA	+/-
12 KJ Williams	F 33:14	6-10	1-3	2-2	4 7 11	3 2	15	1	0	0	2 0	-18
20 Derek Fountain	F 30:47	5-12	0-1	1-3	6 5 11	3 3	11	0	0	1	0 0	-4
1 Cam Hayes	G 20:54	4-7	2-4	0-0	0 0 0	4 0	10	3	0	0	0 0	-3
11 Justice Williams	G 02:15	0-0	0-0	0-0	0 0 0	0 0	0	0	0	0	0 0	-8
44 Adam Miller	G 34:21	3-12	3-11	2-2	0 1 1	1 1	11	1	4	4	0 1	-9
3 Justice Hill	35:30	4-15	3-11	2-2	1 1 2	0 2	13	4	3	1	0 1	0
0 Trae Hannibal	21:18	3-5	0-0	5-6	1 2 3	1 4	11	5	3	0	0 1	-1
13 Jalen Reed	03:17	0-0	0-0	0-2	0 2 2	2 2	0	0	0	0	0 0	-5
15 Tyrell Ward	07:51	2-5	2-3	0-0	0 0 0	4 0	6	0	1	0	0 1	-8
34 Shawn Phillips Jr.	10:33	0-0	0-0	0-0	0 2 2	0 0	0	1	0	1	0 0	6
Team					3 3 6	0	0	1				
Totals		27-66	11-33	12-17	15 23 38	18 14	77	15	12	7	2 4	-10

Technical Fouls: NONE

Missouri - 87

Record: 17-5 (5-4)

NO. Name	Min	FG M-A	3P M-A	FT M-A	Rebounds OR DR TOT	Fouls PF FD	TP	AS	TO	ST	Blocks BS BA	+/-
24 Kobe Brown	F 36:42	10-11	5-6	1-1	1 7 8	3 4	26	5	2	2	1 0	10
35 Noah Carter	F 22:27	5-9	3-6	1-2	1 2 3	1 2	14	4	2	0	0 0	8
5 D'Moi Hodge	G 31:35	4-7	0-2	0-0	0 2 2	2 0	8	3	1	1	0 0	-1
10 Nick Honor	G 26:34	2-4	0-1	2-2	0 1 1	2 4	6	2	0	1	0 0	5
11 Isaiah Mosley	G 20:59	5-12	2-4	0-0	1 1 2	0 1	12	3	2	0	1 1	14
4 DeAndre Gholston	18:34	4-8	3-5	3-4	0 1 1	2 4	14	1	1	0	0 0	6
23 Aidan Shaw	06:47	0-0	0-0	0-0	0 1 1	2 0	0	1	0	1	0 0	0
55 Sean East II	19:59	1-4	0-2	0-0	0 2 2	1 1	2	6	1	1	0 0	1
0 Mohamed Diarra	14:04	2-4	0-1	1-3	1 9 10	1 2	5	1	0	0	1 1	2
1 Kaleb Brown	02:19	0-0	0-0	0-0	0 0 0	0 0	0	0	0	0	0 0	5
Team					1 1 2	0	0	1				
Totals		33-59	13-27	8-12	5 27 32	14 18	87	26	10	6	4 2	10

Technical Fouls: NONE

	LSU	Mizzou							
Biggest lead	0 (1 st 20:00)	18 (1 st 8:43)	Points from Turnovers	LSU	Mizzou	Period by Period Scoring			
Best Scoring Run	9 (1 st 4:16)	8 (1 st 17:46)	Paint	32	36	1st	2nd	TOT	
Lead Changes	0		Second Chance	18	7	LSU	35	42	77
Times Tied	0		Fast Breaks	12	14	Mizzou	48	39	87
Time with Lead	00:00	39:23	Bench	30	21				



Official Basketball Box Score - Final
Alabama at LSU
02/04/23 Maravich Assembly Center, Baton Rouge
2022-23 Men's Basketball

Game Time: 3:00 PM
Game Duration: 2:12
Attendance: 9,466

Officials: Pat Adams, Rob Rorko, Jason Baki

Alabama - 79

Record: 20-3 (10-0)

NO. Name	Min	FG M-A	3P M-A	FT M-A	Rebounds OR DR TOT	Fouls PF FD	TP	AS	TO	ST	Blocks BS BA	+/-
15 Noah Clowney	F 31:34	6-9	2-4	0-0	2 4 6	3 3	14	1	1	1	3 0	9
24 Brandon Miller	F 30:33	3-11	1-4	4-5	1 9 10	4 5	11	4	0	1	1 2	6
14 Charles Bediako	C 17:47	4-5	0-0	0-0	0 3 3	2 1	8	0	1	0	0 0	-1
0 Jaden Bradley	G 15:06	0-3	0-2	2-2	0 4 4	2 1	2	2	1	0	0 1	-5
1 Mark Sears	G 32:54	3-8	3-5	4-4	0 2 2	2 4	13	3	0	1	1 2	2
5 Jahvon Quinerly	26:09	1-5	0-2	2-2	0 0 0	1 1	4	6	2	0	0 2	10
4 Noah Gurley	06:12	0-0	0-0	0-0	0 2 2	1 0	0	0	1	0	0 0	7
25 Nimari Burnett	21:18	4-10	3-7	2-2	1 2 3	3 1	13	3	0	0	0 1	17
3 Ryken Griffen	16:28	5-7	4-5	0-0	0 2 2	0 0	14	0	2	1	0 0	3
23 Nick Pringle	01:59	0-0	0-0	0-0	0 0 0	0 0	0	0	0	0	0 0	2
Team					0 3 3	0	0	1				
Totals		26-58	13-29	14-15	4 31 35	19 16	79	19	9	4	5 8	10

Technical Fouls: Coach 1st 7:29

LSU - 69

Record: 12-11 (1-9)

NO. Name	Min	FG M-A	3P M-A	FT M-A	Rebounds OR DR TOT	Fouls PF FD	TP	AS	TO	ST	Blocks BS BA	+/-
12 KJ Williams	F 34:25	2-9	0-2	4-6	2 6 8	1 4	8	0	3	2	3 0	-2
15 Tyrell Ward	F 20:18	0-3	0-2	2-4	0 1 1	1 2	2	1	0	1	0 1	-2
20 Derek Fountain	F 35:24	6-9	2-3	12-15	3 4 7	2 9	26	2	0	0	4 1	-4
11 Justice Williams	G 28:07	2-8	0-2	0-0	0 2 2	1 0	4	4	2	0	0 0	2
44 Adam Miller	G 29:12	1-9	1-5	2-2	2 4 3	0 5	2	0	0	3	0 1	-5
1 Cam Hayes	27:55	4-14	3-10	4-4	1 7 8	4 2	15	1	2	0	1 2	-9
3 Justice Hill	14:28	2-8	1-3	0-0	0 1 1	1 0	5	1	0	0	0 0	-16
13 Jalen Reed	04:36	0-0	0-0	0-0	0 0 0	2 1	0	0	0	0	0 0	-6
34 Shawn Phillips Jr.	05:35	2-2	0-0	0-0	1 0 1	1 0	4	0	0	1	0 0	-8
Team					4 4 8	0	0	1				
Totals		19-62	7-27	24-31	13 27 40	16 18	69	11	8	7	8 5	-10

Technical Fouls: NONE

	ALA	LSU				
Biggest lead	12 (2 nd 7:20)	4 (1 st 16:22)	Points from Turnovers	ALA	LSU	
Best Scoring Run	8 (1 st 11:13)	6 (2 nd 0:56)	Paint	24	22	
Lead Changes	4		Second Chance	4	6	
Times Tied	2		Fast Breaks	7	5	
Time with Lead	35:07	02:42	Bench	31	24	
			Period by Period Scoring			
				1st	2nd	TOT
			ALA	44	35	79
			LSU	37	32	69





0
Trae Hannibal
G • 6-2 • 215 • Sr.
Elliott, South Carolina




1
Cam Hayes
G • 6-2 • 185 • Jr.
Greensboro, North Carolina



2
Corneilous Williams
F • 6-9 • 210 • Fr.
Meridian, Mississippi



3
Justice Hill
G • 6-0 • 175 • Sr.
Little Rock, Arkansas



4
Kendal Coleman
C • 6-8 • 230 • Jr.
Shreveport, Louisiana



5
Mwani Wilkinson
F • 6-5 • 205 • Jr..
Las Vegas, Nevada



10
Brandon Egemo
G • 6-1 • 175 • Jr..
Los Angeles, California



11
Justice Williams
G • 6-4 • 175 • So..
Philadelphia, Pennsylvania



12
KJ Williams
F • 6-10 • 250 • 5th yr Sr.
Cleveland, Mississippi



13
Jalen Reed
F • 6-10 • 230 • Fr.
Jackson, Mississippi



15
Tyrell Ward
F • 6-6 • 185 • Fr.
Washington, D. C.



20
Derek Fountain
F • 6-10 • 225 • Jr.
Holly Springs, Mississippi




21
Austin Montgomery
G • 6-4 • 180 • Fr.
New Orleans, Louisiana



25
Adam Benhayoune
F • 6-5 • 225 • So..
Helotes, Texas



30
Parker Edwards
F • 6-2 • 220 • Sr.
Covington, Louisiana



34
Shawn Phillips
G • 7-0 • 245 • Fr.
Dayton, Ohio



44
Adam Miller
G • 6-3 • 190 • So.
Peoria, Illinois



Matt McMahon
Head Coach • 1st Season