

2022-23 MEN'S BASKETBALL GAME NOTES



NATIONAL TITLE 1935

SEC CHAMPIONS 1935 • 1953 • 1954 • 1979
 1981 • 1985 • 1991 • 2000 • 2006 • 2009 • 2019
FINAL FOUR 1953 • 1981 • 1986 • 2006

GAME
22



Missouri
 February 1, 2023

8 p.m. CST
 Mizzou Arena
 Columbia, Missouri

SEC Network
 LSU Sports Radio Network
 (Guaranty Media Eagle 98.1 FM)

2022-23 LSU SCHEDULE

LSU (12-9, 1-7)

H - 9-4 (1-4); A - 0-4 (0-4); N - 3-1; OT - 0-0

November

Wed. 9	KANSAS CITY (SECN+)	W, 74-63
Sat. 12	ARKANSAS STATE (SECN+)	W, 61-52
Thurs. 17	UNO (SECN+)	W, 91-62
Cayman Islands Classic - George Town, Grand Cayman		
Mon. 21	vs. Illinois State (Flosports)	W 77-61
Tues. 22	vs. Akron (Flosports)	W, 73-58
Wed. 23	vs. Kansas State (Flosports)	L, 59-61
Sun. 27	WOFFORD (SECN+)	W, 78-75

December

Fri. 2	UT ARLINGTON (SECN+)	W, 63-59
Holiday Hoopsgiving - Atlanta, Georgia (Dec. 10)		
Sat. 10	vs. Wake Forest (ESPN2)	W, 72-70
Tues. 13	NC CENTRAL (SEC Network)	W, 67-57
Sat. 17	WINTHROP (SEC Network)	W, 89-81
Wed. 21	EAST TENNESSEE ST. (SECN+)	W, 72-68
Wed. 28	*ARKANSAS (ESPN2)	W, 60-57

January

Tues. 3	*at Kentucky (ESPN)	L, 71-74
Sat. 7	*at Texas A&M (SEC Network)	L, 56-69
Tues. 10	*FLORIDA (SEC Network)	L, 56-67
Sat. 14	*at Alabama (ESPN)	L, 66-106
Wed. 18	*AUBURN (ESPN2)	L, 49-67
Sat. 21	*TENNESSEE (ESPN)	L, 56-77
Tues. 24	*at Arkansas (ESPN2)	L, 40-60
SEC/Big 12 Challenge		
Sat. 28	TEXAS TECH (ESPNU)	L, 68-76

February

Wed. 1	*At Missouri (SEC Network)	8 p.m.
Sat. 4	*ALABAMA (ESPN2)	3 p.m.
Wed. 8	*at Mississippi State (SEC Network)	8 p.m.
Sat. 11	*TEXAS A&M (SEC Network)	7:30 p.m.
Tues. 14	*at Georgia (SEC Network)	7:30 p.m.
Sat. 18	*SOUTH CAROLINA (SEC Network)	Noon
Wed. 22	*VANDERBILT (SEC Network)	6 p.m.
Sat. 25	*at Ole Miss (SEC Network)	7:30 p.m.

March

Wed. 1	*MISSOURI (SEC Network)	8 p.m.
Sat. 4	*At Florida (SEC Network)	5 p.m.
SEC TOURNAMENT -- Bridgestone Arena, Nashville, Tenn.		
March 8-12	TBA	

SEC Games; All Times Central; Home Games in ALL CAPS.
SECN+ is streaming broadcast.

ON THE AIR



Chris Blair, play-by-play
 John Brady, analyst
 (Former LSU Head Coach)

TV: SEC NETWORK
 Dave Neal, play-by-play
 Jon Sundvold, analyst

LSUsports.net

PROBABLE LSU LINEUP (Based on last game played)

1

CAM HAYES

G • Jr. • 6-2 • 185
 Greensboro, North Carolina

Season Stats: 7.7 ppg, 2.2 rpg, 1.9 apg; SEC: 5.7 ppg, 2.6 rpg, 1.9 apg

- Third on the team in overall scoring average.
- Nine starts this season, averaging 21.3 minutes per game.
- Transfer from NC State.
- Eight games of double figures in scoring.
- 52-of-113 from field (46.0%); 21-of-59 from the arc

11

JUSTICE WILLIAMS

G • So. • 6-4 • 175
 Philadelphia, Pennsylvania

Season Stats: 4.0 ppg, 1.6 rpg, 1.6 apg; SEC: 4.6 ppg, 1.8 rpg, 1.9 apg

- Started last four games against Auburn (1/18), Tenn (1/21), Ark (1/24), TTU (1/28).
- In those five games played a combined 139 minutes, 30 pts, 16 rebs, 16 asts.
- Seven points vs Auburn (1/18), also career best six rebounds.
- Five points, four assists vs. Tennessee (1/21); 7 pts at Arkansas (1/24).
- Missed five games early in the year with ankle injury.

12

KJ WILLIAMS

F • 5th Sr. • 6-10 • 250
 Cleveland, Mississippi

Season Stats: 17.2 ppg, 7.4 rpg, 1.4 spg; SEC: 14.4 ppg, 5.9 rpg

- Recorded his 1,000th career rebound at A&M (1/7).
- 2,000th career pt came with 17:40 to play against Tenn (1/21) on 3-pointer.
- 122nd player in college bkb with 2,000 career points-1,000 career rebounds.
- Has 106 collegiate wins and 104 games scoring in double figures.
- Named last week on USBWA Midseason Watch List for Oscar Robertson Trophy
- 5 games over 20 points; Two over 30 vs. Wake Forest and Illinois State.
- 23 pts against UK (1/3) on 8-13 FGs, including 4 treys
- 5 double doubles this year, 32 for his career.

20

DEREK FOUNTAIN

F • Jr. • 6-10 • 225
 Holly Springs, Mississippi

Season Stats: 7.1 ppg, 5.4 rpg, 1.3 spg; SEC: 6.5 ppg, 5.4 rpg, 1.1 spg

- 2nd in overall reb avg and SEC reb average.
- Vs. NCCU (12/13), 17 points, 14 rebs for first college double double.
- Vs. Arkansas (12/28), 14 points, 10 rebs 2nd double; 5-9 from field, 4-5 FT.
- 47-86 from the field (54.7 percent)
- 9-of-10 from line at Alabama (1/14); 20-of-23 in SEC games.
- Scored 10 points vs. Texas Tech (1/28); 3-of-5 from field, 4-4 at line.

44

ADAM MILLER

G • So. • 6-3 • 190
 Peoria, Illinois

Season Stats: 12.1 ppg, 2.1 rpg, 1.3 apg; SEC: 9.0 ppg, 2.3 rpg, 1.2 apg

- Was at LSU last season, set to play, before ACL injury prior to season sidelined him.
- Cayman Islands Classic all-tournament; had 23 vs. Akron, hitting 5 treys (11/22).
- 49 treys for season, 7 games of season with at least 4 treys
- 5 treys at UK (1/3), at A&M (1/7), vs. Texas Tech (1/28).
- 43-of-54 at free throw line, including two with 1.8 seconds left vs. Arkansas (12/28)
- Two games of 26 pts. this season; 20 vs. Texas Tech
- 15 at UK; 16 at A&M; 11 double figure games this season.

BREAKDOWN

LSU

RECORD

12-9, 1-7 In SEC

RANKING

NA

LAST GAME

L, 76-68, vs. Texas
 Tech, 1/28/23

HEAD COACH

Matt McMahon

CAREER RECORD

166-76 (8th season)

LSU RECORD

12-9 (1st season)

VS. MISSOURI

0-0

MISSOURI

RECORD

16-5, 4-4

RANKING

RV AP, RV Coaches

LAST GAME

W, 78-61, vs. Iowa
 State, 1/28/23

HEAD COACH

Dennis Gates

CAREER RECORD

66-45 (4th season)

MISSOURI RECORD

16-5 (1st season)

VS. LSU:

0-0

LSU UPCOMING MEN'S BASKETBALL MEDIA CALENDAR

30

MONDAY

Matt McMahon
Radio Show, 7 p.m.
TJ Ribs on Acadian.
LSU Sports Radio
Network (Eagle 98.1
FM in Baton Rouge)

31

TUESDAY

1

WEDNESDAY

Game 22 -- LSU
at Missouri, 8 p.m.
CT (Mizzou Arena).
LSU Sports Radio
Network, SEC
Network

2

THURSDAY

3

FRIDAY

Media Session TBA

4

SATURDAY

Game 23 -- Alabama
at LSU, 3 p.m. CT
(Pete Maravich
Assembly Center)
LSU Sports Radio
Network, ESPN/2/U

5

SUNDAY

Inside LSU
Basketball on LSU
Sports Television
Network (10:35 p.m.
in Baton Rouge,
WBRZ-TV).

LSU Media Services

MEDIA AVAILABILITY

Coach Matt McMahon is available for early morning appointments and phone interviews. Please contact Basketball SID Kent Lowe (225-578-1864, clowe@lsu.edu) at least 24 hours in advance.

MEDIA SESSIONS

Coach McMahon meets, when travel schedules permit, usually one or two days prior to games in non-conference play and usually on Mondays and Thursdays during the SEC season. The sessions take place in the Courtside Club of the Maravich Center in the NW Corridor. Times are announced based on practice plans with players usually one day a week. Some travel and scheduling issues may change the time and day so media should contact the Communications Office to confirm start time ... Player requests need to be in to Kent Lowe at clowe@lsu.edu no later than 24 hours in advance.

POST GAME

Coach McMahon will be in the Courtside Club after the game, the NCAA cooling off period and his courtside radio show ... Requested players will be brought to the media room as well. ... THE LSU DRESSING ROOM IS CLOSED ... The Courtside Club is at the top of the stairs in the Northwest Corridor ... Media may work there after the end of the game. The building will close two hours following the conclusion of the game.

THE MATT MCMAHON SHOW

Presented by Hancock Whitney Bank

The weekly call-in show takes place primarily on Mondays or Wednesdays at 7 p.m. from T.J. Ribs on Acadian Thruway ... The show airs in Baton Rouge on local flagship Eagle 98.1 FM, on the Internet at www.LSUsports.net and on many LSU Sports Radio Network affiliates. The first show is Monday, Nov.. 28.

Air Dates for the shows during 2022-23:

Show #9: Monday, Jan. 30, 2023
Show #10: Monday, Feb. 6, 2023
Show #11: Wednesday, Feb. 15, 2023
Show #12: Monday, Feb. 20, 2023
Show #13: Monday, Feb. 27, 2023
Show #14: Monday, March 6, 2023

INSIDE LSU BASKETBALL

Presented by Community Coffee

The weekly TV show features an inside look and the men's and women's basketball programs at LSU featuring highlights, interviews and features. The show is available on a state-wide and regional network ... WBRZ-TV, Channel 2, airs the show at 10:35 p.m. Sundays. Television affiliates for the show are listed online at LSUsports.net/tvaffiliates.

Show Schedule for 2023:

Show #6: Feb. 5, 2023
Show #7: Feb. 12, 2023
Show #8: Feb. 19, 2023
Show #9: Feb. 26, 2023
Show #10: March 5, 2023

WHO TO CONTACT

COMMUNICATIONS OFFICE

(225) 578-8226
Michael Bonnette - mbonnet@lsu.edu
Assoc. AD/Communications Director

C. Kent Lowe - clowe@lsu.edu
Sr. Assoc. Communications Director
(Basketball Contact)

COMMUNICATIONS ADDRESS

Athletics Administration Building
Baton Rouge, La. 70803

ON THE INTERNET

LSUsports.net

The Official Website of LSU Athletics is home to all the basketball information you need. Schedules, results, rosters, bios, statistics and game notes can be found and are always up to date.

LSUsports.net/media

Request credentials online, go to the men's basketball credentials link.

LSUsports.net/brand

Quickly access the official LSU Athletics brand standards, colors and logos online. To request logos please email creative@lsu.edu.

Photo Requests

To request logos please email photo@lsu.edu.

LSU BASKETBALL SOCIAL MEDIA

facebook.com/lsubasketball
twitter.com/lsubasketball
instagram.com/lsubasketball
twitter.com/lsukent
twitter.com/lsumediaalerts
twitter.com/CoachMcMahon
LSUsports.net/connect

LSUsports.net
f t i



Matt McMahon

Head Coach

@CoachMcMahon

1st Year at LSU • 8th Year as a Head Coach

When Matt McMahon stepped to the podium for the first time as the 25th LSU men's basketball head coach he listed the core values of his coaching career and his teams.

"Hard work, unselfishness, toughness, accountability and joy."

Those words are now the cornerstone of LSU Basketball as it moves into a new era as a very successful head coach begins to reshape the program in his image.

The image was on display during the past seven years at Murray State University where the Racers posted a record of 154-67, a .697 winning percentage. He led Murray State to 93 OVC regular-season wins, winning 75 percent of league games.

He has also coached multiple all-Americans and all-league players such as Ja Morant who was named NBA Rookie of the Year in 2020.

The Racers won regular season league titles in 2018, 2019, 2020 and 2022 and advanced to the NCAA Tournament in 2018, 2019 and 2022 (the 2020 appearance was canceled by the pandemic).

Since the native of Oak Ridge, Tennessee, became the third-youngest rookie among D1 coaches in 2015, McMahon has continued a steady move forward with a reputation for developing talent both as an assistant and head coach. He has become known nationally as an excellent recruiter and he is among the best in the nation in the area of player development and game planning.

In his final season at Murray State in 2021-22, McMahon coached OVC Player of the Year KJ Williams and two other recipients of first-team honors (Tevin Brown, Justice Hill). In addition, McMahon was named the league's Coach of the Year.

Two of those players, Williams and Hill, are now at LSU.

Williams, who ranked 12th nationally in 3-pointers made (94), became the third Murray State player to score 1,500 points and grab 800 rebounds. Hill took over point guard duties in a Racer program known for good guards, leading Murray State in assists in 19 games with a plus-101 margin in assists to turnovers.

McMahon's Racers, picked third in the OVC preseason poll, were just the sixth team in league history to go undefeated and the first to do it in an 18-game conference schedule. Murray State then won the two league tournament games to advance to the NCAA Tournament where, as a No. 7 seed, the Racers defeated San Francisco to advance to the round of 32.

The 2021-22 team was one of seven teams to win 30 or more games that season and led the nation in win percentage at 91.2 percent (31-3). The Racers were ranked No. 20 in the final AP poll and No. 22 in the Ferris Mowers Coaches Poll.

McMahon was the first MSU coach to have

three seasons of 25 or more wins and was one of just three Murray State coaches to have four 20-win seasons.

Although the 2019-20 season was called early because of the pandemic, it marked the third year in a three-year run when Coach McMahon led the Racers to three-straight OVC regular season championships (2017-18, 2018-19 and 2019-20) and two consecutive OVC Tournament titles (2017-18, 2018-19).

Coach McMahon's commitment to defense showed in those years as the Racers ranked as the league leader twice in defensive field goal percentage and each of the three seasons the team led the league in defending the 3-point shot.

The 2018-19 team won 28 games and made its mark in the NCAA Tournament when the 12th-seeded Racers won their fourth all-time tourney game by defeating No. 5 seed Marquette. That season is when Morant stepped to the forefront at Murray State.

He was named the OVC POY, leading Division I in assists and earning first-team all-America honors from the USBWA. In the NCAA Tournament win over Marquette, Morant posted a triple double of 17 points, 11 rebounds and 16 assists as he became the eighth player to record a triple double in the tournament.

He was drafted second overall in the 2019 NBA draft by the Memphis Grizzlies.

In 2017-18, McMahon's team won 26 games and the OVC regular season and tournament championship, sending the Racers to what was at that time the school's 16th NCAA Tournament.

Prior to being named head coach, he was a key part of Coach Steve Prohm's staff as assistant at Murray State as the Racers won a pair of Ohio Valley Conference championships, a CollegeInsider.com Tournament championship and an appearance in the NIT. He was part of a staff that won 104 games from 2011-15.

PRIOR TO MURRAY STATE

Coach McMahon has had success in college basketball since his days as a player at Appalachian

State. Known as an excellent shooter and tough competitor, he played on three Southern Conference regular season title teams in 1998, 1999 and 2000. The Mountaineers won the SoCon Tournament in 2000 and advanced to the NCAA Tournament.

He played in 90 career games under coach Buzz Peterson and made 124 three-pointers, graduating in 2000.

His coaching career began immediately at Appalachian State as a student assistant under Houston Fancher in 2000-01. He would rejoin Peterson's staff as a student coach at Tennessee before returning to ASU in 2002, where he stayed until the end of the 2009-10 season. A year at UNC Wilmington (2010-11) as assistant coach set the stage for his journey to Murray State, starting first as an assistant in the 2011-12 season and then as head coach prior to the 2015-16 season.

Like his time at Murray State, McMahon coached some outstanding talent in the early stages of his coaching career, including Southern Conference POY Donald Sims as well as all-league picks Jeremy Clayton and D.J. Thompson.

At UNCW, he recruited Adam Smith, a Parade All-America Second-Team selection.

Coach McMahon and his wife Mary, a former standout for the Furman women's basketball team, have three children – Maris, Mason and Mabry.

THE MCMAHON FILE

Birthdate: April 26, 1978

Age: 42

Hometown: Oak Ridge, Tennessee

College: Appalachian State, 2000

Wife: Mary

Child: Maris, Mason, Mabry

COACHING EXPERIENCE

2000-01 - Appalachian State, Student Asst.

2001-02 - Tennessee, Student Asst.

2002-10 - Appalachian State, Asst. Coach

2010-11 - UNC Wilmington, Asst. Coach

2011-15 - Murray State, Asst. Coach

2015-22 - Murray State, Head Coach

March 22, 2022 - LSU, Head Coach

THE MCMAHON RECORD

YEAR	SCHOOL	/---OVERALL---/		/---CONF.---/		POST SEASON
		W-L	PCT.	W-L	PCT.	
2015-16	Murray State	17-14	.548	10-6	.625	
2016-17	Murray State	16-17	.485	8-8	.500	
2017-18	Murray State	26-6	.812	16-2	.889	NCAA Rd of 64
2018-19	Murray State	28-5	.848	16-2	.889	NCAA Rd of 32
2019-20	Murray State	23-9	.719	15-3	.833	Pandemic Year
2020-21	Murray State	13-13	.500	10-10	.500	
2021-22	Murray State	31-3	.912	18-0	1.000	NCAA rd of 32
2022-23	LSU	12-9	.571	1-7	.125	
Totals	8 years	166-76	.675	94-38	.712	3 NCAA Tourneys
Murray St. 7 years		154-67	.697	93-31	.750	3 NCAA Tourneys
LSU		1 Year	12-9	.571	1-7	.125

2022-23 LSU MEN'S BASKETBALL ROSTER

NO.	NAME	POS.	HT.	WT.	CLASS	EXP.	DOB	HOMETOWN	HIGH SCHOOL	PREVIOUS SCHOOL
0	Trae Hannibal	G	6-2	215	Sr.	TR	Feb. 13, 2001	Elliot, SC	Hartsville HS	Murray State
1	Cam Hayes	G	6-2	185	Jr.	TR	May 29, 2002	Greensboro, NC	Greensobro Day	NC State
2	Cornelious Williams**	F	6-9	210	Fr.	HS	Jan. 18, 2003	Meridian, Miss.	Combine Academy	
3	Justice Hill***	G	6-0	175	Sr.	TR	May 14, 2000	Little Rock, Ark.	Little Rock Chistian	Murray State
4	Kendal Coleman	C	6-8	230	Jr.	TR	March 10, 2002	Shreveport, La.	Captain Shreve	Northwestern State
5	Mwani Wilkinson *	F	6-5	205	Jr.	2L	Aug. 12, 2002	Las Vegas, Nev.	Bishop Gorman	
10	Brandon Egemo	G	6-1	175	Jr.	2L	March 10, 2002	Los Angeles, Calif.	University HS	
11	Justice Williams	G	6-4	175	So.	1L	March 31, 2003	Philadelphia, Pa.	Monteverde Academy	
12	KJ Williams	F	6-10	250	5th Sr.	TR	Sept. 3, 1999	Cleveland, Miss.	Cleveland Central	Murray State
13	Jalen Reed	F	6-10	230	Fr.	HS	Feb. 24, 2003	Jackson, Miss.	Southern California Acad.	
15	Tyrell Ward	F	6-6	185	Fr.	HS	July 27, 2003	Washington, D.C.	DeMatha Catholic	
20	Derek Fountain	F	6-10	225	Jr.	TR	July 12, 2002	Holly Springs, Miss.	Holly Springs	Mississippi State
25	Adam Benhayoune	F	6-5	225	So.	1L	April 21, 2003	Helotes, Texas	Sandra Day O'Connor	
30	Parker Edwards	G	6-2	220	Sr.	3L	Sept. 27, 1999	Covington, La.	Saint Paul's School	Southeastern La.
34	Shawn Phillips	F	7-0	245	Fr.	HS	April 15, 2004	Dayton, Ohio	Dream City Christian	
44	Adam Miller	G	6-3	190	So.	RS	Jan. 23, 2002	Peoria, Ill.	Morgan Park	Illinois

** Preseason injury, expected to redshirt this season; ***On leave from team for personal reason; **Shoulder surgery week of Jan. 16; Out for season.

COACHING STAFF

COACHING STAFF	YEAR AT LSU
Head Coach: Matt McMahon	1st year at LSU (8th season as head coach)
Assistant Coach: Casey Long	1st year at LSU
Assistant Coach: Ronnie Hamilton	1st year at LSU
Assistant Coach: Cody Toppert	1st year at LSU
Chief of Staff: Tim Kaine	1st year at LSU
Special Assistant to the Head Coach: Tasmin Mitchell	6th year at LSU
Director of Player Development: Ronrico White	1st year at LSU
Director of Recruiting: Jeff Moore	1st year at LSU
Strength & Conditioning Coach: Brian Puckett	1st year at LSU
Video Coordinator: Mike Chapman	1st year at LSU
Athletic Trainer: Shawn Eddy	27 (18 with Men's Basketball)
Administrative Asst: Brittany Carvalho (Oklahoma State, 2005)	15 (13 with Men's Basketball)

PRONUNCIATION GUIDE

Matt McMahon -- Mack-Man (like former Tonight Show sidekick Ed McMahon or for younger types like WWE owner Vince McMahon); Mwani -- Mm-wah-nee; Egemo -- Egg-uh-moe; Benhayoune -- Been-uh-yoon; Trae -- Tray; Helotes -- huh-LOW-tuhs.

HOW THE TIGERS WERE BUILT

Via TRANSFER PORTAL

Kendal Coleman -- from Northwestern State
Derek Fountain -- from Mississippi State
Trae Hannibal -- from Murray State
Cam Hayes -- from NC State
Justice Hill -- from Murray State

Via RETENTION

Adam Miller -- Redshirt Sophomore
Mwani Wilkinson -- Junior
Justice Williams -- Sophomore
Adam Benayoune -- walkon sophomore
Brandon Egemo -- walkon junior
Parker Edwards -- walkon senior

Via SIGNING

Shawn Phillips (HS Signee)
Jalen Reed (HS Signee)
Tyrell Ward (HS Signee)
Cornelious Williams (HS Signee)

TRANSACTIONS

Cornelious Williams injured left shoulder ... Probable redshirt candidate ... Justice Williams left the game on Nov. 17 with a left ankle injury, did not play for five games ... Returned to play vs. WF (12/10) ... Cam Hayes left game with NCCU (12/13) late with cramps ... Played in the Winthrop game ... Hayes suffered pain in his right knee during the A&M game (1/7), DND against Florida ... Returned to play at Alabama (1/14) ... Mwani Wilkinson shoulder surgery, Jan. 16, out for season ... Justice Hill away from the team for "personal reasons" announced on Jan. 18; did return to practice on Jan. 26 per Coach McMahon and expected to be in uniform 1/28 ... Shawn Phillips did not dress vs. Arkansas (1/25), injury was not announced.

A FEW NUMBERS AND NOTES TO START WITH:

- 3 -- Not counting walkons, the Tigers returned just three scholarship players from last season -- 2 who were actually able to play. Adam Miller missed the entire season after an ACL injury.
- 2 -- Number of LSU basketball head coaches (not including interims) to get a win their first SEC season opener (Matt McMahon (2021); Dale Morey (1943).
- 41 -- Number of wins over AP top ten programs since 1948-49.
- 89 -- Number of wins over AP poll team since 1948-49.
- 49 -- Wins in regular season SEC games since the start of 2018-19 season
- 23 -- LSU wins in regular season SEC home games since the start of the 2019-20 season.
- 137-24 -- Record when holding opponents to 70 points or less since the start of the 2012-13 season (9-5 this season).
- 136-42 -- Record since start of 2012-13 season when outrebounding the opponent (7-1 this season).
- 104-9 -- Record since start of 2007-08 season when shooting 50 percent or more in a game (2-0 this season).
- 17 -- Current number of consecutive wins when shooting 50 percent or more in a game.
- 92-0 -- Record since 1966-67 when LSU has a 20+ point lead at halftime (2-0 this season).
- 386 -- Wins for LSU when FT makes is more than opponents FT Attempts (386-57, 87.1%) since 1966-67.
- 32 -- Number of double doubles in his career for KJ Williams (5 this season)
- 106 -- Career wins for KJ Williams at Murray State and LSU.
- 104 -- Career double figure scoring games for KJ Williams at Murray State and LSU.
- 15- Shot clock violations this season ... Tigers led Division I last season drawing 38 shot clock violations, 4 more than any other school in D1
- 6 -- No. of 2 Pt FGs allowed by LSU vs. Akron (11/22) in Cayman Islands. Second time since 1953 that LSU has held an opponent to six two-point field goals in a game.
- 67.7 -- Shooting percentage in second half in win versus Winthrop (12/17) ... LSU was 21-of-31 from the field.
- 4 -- Number of games with double figure three-pointers this season.

WON-LOST MARGIN IN GAMES THIS SEASON

MARGIN	1	2	3	4	5	6	7	8	9	10	11	12	13	14	15	16	17	18	19	20	21	22	23	24	25	26	27	28	29	30	31-plus
Won by	1	2	2					1	1	1	1	1				1													1		
Lost by	1	1	1					1			1	1						1		1	1									1	

TOUGH SEC SCHEDULE

The Tigers facing another week of teams ranked in the AP poll as LSU faces Missouri and Alabama ... LSU so far in league play has faced seven Quad I teams in SEC play and one Quad 2 team, one of the toughest schedules to open SEC play.

And, after a brutal January schedule, February doesn't start any easier as the Tigers much face two more Quad I games for the Tigers at Missouri and at home for a rematch with Arkansas.

THE RECENT GAMES

GAME 21 -- TEXAS TECH 76, LSU 68 -- January 28, 2023 | PETE MARAVICH ASSEMBLY CENTER | BATON ROUGE, LOUISIANA

RECAP: LSU was unable to make te key plays and stop Texas Tech on the opposite end in the final eight minutes in the final SEC/Big 12 Challenge game ... LSU, after being down eight at the half, was able to get a 56-51 advantage with 8:59 to play. LSU missed its next 10 shots and only had six free throws over the next several minutes as the Red Raiders were able to make some shots to take the lead back.

Texas Tech made 11-of-18 three pointers (61.1%) and shot 25-of-54 for the game (46.3%) ... LSU after shooting 42.9 percent in the first half and 6-of-13 (46.2%) in the second half, was able to only make 10-of-31 in the second half (32.3%) and shot 37.3% for the game (22-of-59). LSU did make nine treys, 9-of-26. LSU was out rebounded, 36-34, by the Red Raiders, but had 17 offensive rebounds, resulting in a 20-14 advantage in second chance point. For the first time in six games, LSU was able to control the points off turnovers, losing the ball 10 times and only being out pointed on off turnovers points, 18-17.

Jan. 28, 2023	PTS	FG	FGA	PCT	3FG	3FGA	PCT	FT	FTA	PCT	OR-DR-TR	HI SCORER	HI REBOUND	HI ASSIST
TEXAS TECH	76	25	54	.463	11	18	.611	15	21	.714	15-21-36	Obanor 22	2 with 7	Harmon 8
LSU	68	22	59	.373	9	26	.346	15	19	.789	17-17-34	Miller 20	KJ Williams 9	J Williams 4

GAME 20 -- ARKANSAS 60, LSU 50 -- January 24, 2023 | BUD WALTON ARENA | FAYETTEVILLE, ARKANSAS

RECAP: The Tigers made just 3-of-25 field goal attempts in the first half of play as Arkansas shut down the Tigers and was able to get easy transition buckets off turnovers in building a 38-14 halftime advantage. The Tigers were able to come out and attack and make some buckets to close the game to 11 points as late as 9:21 to play, but was unable to sustain things the remainder of the game.

For the first time this season, the Tigers were unable to have any players in double figures as Adam Miller and KJ Williams each had nine points. Williams had nine rebounds. LSU shot 25.9 percent from the floor (14-of-54) and 1-of-9 from the arc. Arkansas was 23-of-51 overall with five treys ... Again the points off turnovers was significant as Arkansas recorded an 18-4 advantage as LSU turned the ball over 15 times.

Jan. 24, 2023	PTS	FG	FGA	PCT	3FG	3FGA	PCT	FT	FTA	PCT	OR-DR-TR	HI SCORER	HI REBOUND	HI ASSIST
LSU	40	14	54	.259	1	9	.111	11	16	.688	14-21-35	2 with 9	KJ Williams 11	J. Williams 2
ARKANSAS	60	23	51	.451	5	13	.385	9	12	.750	7-29-36	Davis 16	Mitchell 8	Council 7

GAME 19 -- TENNESSEE 77, LSU 56 | January 21, 2023 | PETE MARAVICH ASSEMBLY CENTER | BATON ROUGE, LOUISIANA

RECAP: The Tigers actually outshot Tennessee after shooting 59 percent in the second half, but miscues that led to a 33-7 advantage in points off turnovers was just too much for LSU to overcome. LSU had 19 turnovers ... Tennessee made eight first-half three-pointers in opening up a 39-22 lead in which LSU made only eight total field goals in the opening half. Tennessee also had 20 second chance points and a 14-7 advantage in offensive rebounds.

LSU shot 47.7 percent overall after making 13-of-22 (59.1%) in the final 20 minutes. LSU was just 4-of-16 from distance (25%) ... Super senior KJ Williams hit a three-pointer with 17:40 to play in the game for his 11th point and the 2,000th of his college career. For the second straight SEC game, he finished with 16 points. Trae Hannibal had 10 points.

Jan. 21, 2023	PTS	FG	FGA	PCT	3FG	3FGA	PCT	FT	FTA	PCT	OR-DR-TR	HI SCORER	HI REBOUND	HI ASSIST
TENNESSEE	77	29	65	.446	12	32	.375	7	8	.875	14-20-34	James 22	3 with 7	Ziegler 10
LSU	56	21	44	.477	4	16	.250	10	17	.588	7-22-29	KJ Williams 16	Reed 5	2 with 4

GAME 18 -- AUBURN 67, LSU 49 | January 18, 2023 | PETE MARAVICH ASSEMBLY CENTER | BATON ROUGE, LOUISIANA

RECAP: For the second straight game, the Tigers struggled to shoot, making just 29.3 percent of their shots (17-58) and 4-of-20 from the arc in the home loss to Auburn ... Auburn led by 11 at the half before LSU made a run that allowed them to twice close the game to two points in the five five minutes of the second half. But Auburn was able to get points and LSU had a couple of turnovers and the visiting Tigers were able to push the margin back out to double figures.

KJ Williams and Trae Hannibal were able to both score 16 points in the contest. Williams hit 7-of-15 field goals, including two treys to go with eight boards, while the majority of Hannibal's points came at the free throw line, getting fouled driving to the basket. Hannibal made 10-of-12 free throws after getting fouled eight times.

Jan. 18, 2023	PTS	FG	FGA	PCT	3FG	3FGA	PCT	FT	FTA	PCT	OR-DR-TR	HI SCORER	HI REBOUND	HI ASSIST
AUBURN	67	26	59	.441	8	24	.333	7	11	.636	11-30-41	2 with 14	3 with 7	Green 4
LSU	49	17	58	.293	4	20	.200	11	17	.647	14-24-38	2 with 16	KJ Williams 7	Miller 3

KJ WILLIAMS JOINS 2,000-1,000 CLUB

With a three-pointer with 17:40 to go in the second half against Tennessee (1/21), super senior KJ Wilson passed the 2,000-point mark in his career at Murray State and LSU. Williams got his 1,000th rebound on Jan. 7 at Texas A&M and joins a small fraternity of college basketball players to have posted 2,000 and 1,000 in their college career. Williams' year-by-year point totals and rebounds:

2018-19 -- Murray State -- 243 points -- 151 rebounds
2019-20 -- Murray State -- 405 points -- 232 rebounds
2020-21 -- Murray State -- 406 points -- 220 rebounds
2021-22 -- Murray State -- 613 points -- 285 rebounds
2022-23 -- LSU (presently) -- 361 points -- 155 rebounds

A total of 122 players in college basketball, two this season including KJ, now have hit the 2,000-1,000 mark in their careers including some of the biggest names in the history of the game. Among those of interest in Louisiana would be of course Rudy Macklin of LSU (1976-81) who had 2,080 points and 1,276 rebounds. According to an NCAA list of 2,000-1,000 players in college basketball, these players spent time at present SEC schools:

KJ Williams, LSU -- Active -- 2028 points-1043 rebounds

Doug Smith, Missouri -- Last year 1991 -- 2184 points-1305 rebounds

Gerald Glass, Ole Miss -- Last year 1990 -- 2785 points-1087 rebounds

Rudy Macklin, LSU -- Last year 1981 -- 2080 points-1276 rebounds

Reggie King, Alabama -- Last year 1979 -- 2168 points-1279 rebounds

Sidney Moncrief, Ark -- Last year 1979 -- 2066 points-1015 rebounds

Dan Issel, Kentucky -- Last year 1970 -- 2138 points-1078 rebounds

Bailey Howell, Mississippi State -- Last year 1959 -- 2038 points-1277 rebounds

KJ was presented a ceremonial ball honoring his accomplishment by the only LSU player on the list -- Rudy Macklin. His 1,276 rebounds is an all-time best at LSU and his 2,080 points is second only to Pete Maravich in LSU history.

KJ WILLIAMS NAMED TO USBWA MIDSEASON WATCH LIST

LSU super senior forward KJ Williams was one of 50 colleges basketball players named on Thursday to the U.S. Basketball Writers Association's Oscar Robertson

Trophy Midseason Watch List. The players represent 18 different conferences.

Since the 1958-59 season, the USBWA has named a National Player of the Year. In 1998, the award was named in honor of the University of Cincinnati Hall of Famer and two-time USBWA Player of the Year Oscar Robertson. It is the nation's oldest award and the only one named after a former player.

JUSTICE HILL RETURNS

Coach Matt McMahon announced this past Thursday that Justice "Juice" Hill had returned to the team after stepping away for nine days for "personal reasons." He practiced with the team on Thursday and Friday and played nine minutes Saturday against Texas Tech, with three points and an assist.

MWANI WILKINSON

After battling through right shoulder pain for much of the season after hurting in the preseason, the situation became too much and earlier this week had season-ending surgery that will allow him to rehab and be ready for next season.

Wilkinson played in nine games this season, averaging 13.0 minutes a game, 2.6 points and 1.6 rebounds.

LSU'S OFFENSE GETS GOING FOR MOST OF GAME

For the first time since the Kentucky game (Jan. 3), LSU averaged more than one point per possession against Texas Tech (1/28), finishing the game at 1.133 points per possession. LSU scored on 29-of-60 possessions or 48.3 percent of the time. Texas Tech was, however, at 1.310, scoring on 33-of-58 possessions (56.9%).

LSU made 19-of-its-first-40 shots in the game and since the 7:33 media time out when LSU would shoot two free throws to take a 58-57 lead, the Tigers were 1-of-12 from the field while Texas Tech was 6-of-10 to finish the game and taking a 76-68 victory.

But LSU was able to run offense without turning the ball over for a longer period of time, showing what it showed in the first 10 minutes of the second half at Arkansas earlier in that week.

WEDNESDAY'S OPPONENT

The first of two meetings is scheduled in the late SEC Network Wednesday window at Columbia as LSU travels to Mizzou Arena for the first time since March 2021.

Missouri is 16-5 overall and 4-4 in the SEC as the Tigers are coming off a 78-61 win at home against nationally-ranked Iowa State. Kobe Brown led Mizzou with 20 points (6-of-9 from field, 7-of-7 from the line) and 12 rebounds. D'Moi Hodge added 17 points, Nick Honor 12 and DeAndre Gholston 10 points. Missouri made 14 three-pointers (46.7 percent, 30 attempts) and overall was 26-of-53 from the field (49.1%). Missouri was out rebounded, 38-25, with a 16-7 advantage for the Cyclones on the offensive boards. Mizzou had a 20-9 advantage in points off turnovers.

For the season, Brown leads Missouri at 16.0 points per game, Hodge is at 14.6 and Gholston at 10.2. The Tigers average 83.1 points per game. Brown is averaging 18.1 points in conference play.

Dennis Gates, who was head coach at Cleveland State for three years, is in his first year at Mizzou.

LSU leads the series with the Missouri Tigers, 11-2, with eight straight wins. LSU has won three-of-the-five games in Missouri. One of the most memorable of those wins in Columbia was in 2019 when LSU was down 70-56 with 2:09 to play and rallied to force overtime before winning, 86-80.

POINTS IN THE PAINT

In the eight conference games, opponents have a 250-192 advantage in points in the paint. Tennessee only actually had a 2-point advantage over LSU, 32-30.

LSU had the advantage in the paint in the game the Tigers won over Arkansas (12/28), 40-36.

POINTS OFF TURNOVERS

Turnovers have been a problem for LSU for a lot of the season, but more importantly what has resulted in opponents points off turnovers have really been a factor for the Tigers.

In the last six SEC games, LSU has given up over 120 points off turnovers (the number being 125 for opponents to 30 for LSU):

Arkansas (1/24) – Arkansas 18, LSU 4
Tennessee (1/21) – Tennessee 33, LSU 7
Auburn (1/18) – Auburn 15, LSU 2
Alabama (1/14) – Alabama 19, LSU 2
Florida (1/10) – Florida 23, LSU 5
A&M (1/7) – A&M 17, LSU 10

The numbers were more even in the game against Texas Tech, as Texas Tech had 11 turnovers with 10 turnovers for LSU. That resulted in points off turnovers going 18 for Texas Tech and 17 for LSU.

ALL-TRANSFER TEAM

At the beginning of the New Year Jeff Goodman (@Goodman Hoops) put out his All-Transfer Team for the opening part of the season and KJ Williams was on the list.

"Williams followed Matt McMahon from Murray State to LSU and Williams has been even better so far, going from a 33 percent shooter from beyond the arc to 49 percent," wrote Goodman.

HIGHEST GRADED PLAYERS IN THE SEC

The basketball statistics company thirtytwoanalytics.com has given grades to its top SEC players as of Jan. 10 and LSU's KJ Williams graded out third in the top four:

Oscar Tshiebwe, Kentucky – 88.05

Brandon Miller, Alabama – 87.95

KJ Williams, LSU – 87.56

D'Moi Hodge, Missouri – 87.17

THE STARTS, THE WINS, DOUBLE DOUBLES AND MORE FOR KJ

Two milestones in this five-year career of KJ Williams took place on against Wofford (11/27) as the Tigers won 78-75.

The game marked his 100th win of his college career in games he has played in. He came to LSU with 94 wins in games he participated in at Murray State, and now has 106 and counting.

KJ has 104 games in double figures for the season, 18 this season.

KJ now has 111 college starts between Murray State and LSU and he has started every game (80) over the 2020-21, 2021-22 and now 2022-23 seasons.

And, when he made his one three-pointer against NCCU (12/13) (with 1:09 to go in the first half), it was his 100th career three-point field goal made. He is now at 120 career made three-pointers.

Earlier in the year against Wake Forest (12/10), he made 7-of-9 three-pointers. He is 38-of-88 for the season from the arc (43.2 percent) and overall from the field 139-of-284 (48.9%).

Here are the Williams double doubles this season:

Vs. Kansas City (11/9) – 13 points, 14 rebounds
Vs. Kansas State (11/23) – 17 points, 10 rebounds
Vs. vs. Wake Forest (12/10) – 35 points, 10 rebounds
Vs. NC Central (12/13) – 18 points, 12 rebounds
Vs. ETSU (12/21) – 28 points, 12 rebounds

He has just missed double doubles in the last two games with nine points and 11 rebounds against Arkansas (1/24) and 14 points and nine rebounds against Texas

Tech (1/28). Entering play on the week, Williams was third in career double doubles among active SEC players:

Oscar Tshiebwe, Kentucky – 52
Jayveous McKinnis, Ole Miss – 39
KJ Williams, LSU – 32

FOUR IN MAJOR SEC NUMBERS, INCLUDING KJ WILLIAMS

Entering play on the week, there are four players that at this point in the season are in the top 10 in the Southeastern Conference in points, rebounds and field goal percentage:

Brandon Miller, Alabama – 1st – 19.05 points; 5th – 8.14 rebounds; 9th – .455 FG Pct.
KJ Williams LSU – T2nd – 17.19 points; 7th – 7.38 rebounds; 6th – .489 FG Pct.
Oscar Tshiebwe, Kentucky – 4th – 16.63 points; 1st – 13.68 rebounds; 1st – .590 FG Pct.
Colin Castleton, UF – 8th – 14.90 points; 6th – 7.62 rebounds; 5th – .498 FG Pct.

TRAE HANNIBAL

After a successful start to SEC play, the senior transfer from Murray State was named SEC Player of the Week (1/2) after his play in the win over Arkansas in which LSU rallied from six down in the second half to win by three.

Hannibal played 22 minutes off the bench, hitting 9-of-14 shots, including 6-of-7 in the second half, to finish with 19 points and six assists, along with a +/- team best number of +10.

Hannibal's game is coming off a screen and driving through traffic through the lane and scoring. He did that again at Kentucky (1/3) when his team needed it most.

Against the Wildcats he posted 12 points, playing 29 minutes off the bench, making 5-of-6 field goals to record 12 points and four assists. In his first start against Texas A&M (1/7), despite two early fouls, he was on the floor for 24 minutes, scoring nine points with five rebounds and four assists.

Against Auburn (1/18), Hannibal struggled to score inside but his constant driving to the rim allowed him to get fouled eight times. He made 10-of-12 free throws and finished with a game co-high of 16 points. He followed it with 10 in the Tennessee game (1/21) and hit four field goals with five rebounds for eight points at Arkansas (1/24). In the last three games, Hannibal is 11-of-19 from the field.

Hannibal has averaged 20.8 minutes a game and is averaging 6.7 points, 4.4 rebounds and 2.4 assists per game. In the league, he is averaging 10.0 points (second on the team). He is 30-of-64 from the field in league games.

There is one bucket that didn't count that Hannibal wishes he could have.
Hannibal apparently got the Tigers to overtime in the Cayman Islands against Kansas State (11/23), scoring the tying bucket that was later overruled when the clock operator failed to start the clock in the final 4.7 seconds. He has five double figure scoring games, four in league play. Against Florida (1/10), he pulled down 12 rebounds, his career high in boards and his second double figure rebound game of his career.

CAM HAYES EARNING PLAYING TIME

He's come a long way since the second game of the season when NC State transfer Cam Hayes didn't get off the bench (Coach's Decision). Since then there have been seven double figure scoring games and eight starts. In three of those games in December, Hayes had 13 points, 6 rebounds, no turnovers against Wake Forest (12/10); 14 points, 7 rebounds vs. NCCU (12/13) and 25 points, 4 treys against Winthrop (12/27).

Hayes against Kentucky (1/3) started 2023 off right with 11 points on 3-of-5 shooting, including a big three-pointer in the corner in the second half and then three free throws when fouled on a distance attempt in the final half minute. He followed with a 10-point game against A&M (1/7).

It was in the first half of the A&M game that he tweaked his right knee and he did not dress against Florida. But he was back against Alabama (1/14), coming off the bench for 20 minutes and scoring 10 points. At NC State, Hayes averaged 7.8 points in 20-21 and 7.0 points in 21-22. He shot 38.6 percent as a freshman and 33.5 percent as a sophomore. So far at LSU, Hayes is 52-of-113 from the field or 46 percent. He also has 21 three-pointers and 80.8 percent at the line (21-26). He is averaging 7.7 points and 1.9 assists.

ADAM MILLER

The Adam Miller shooting well from long distance returned against Texas Tech as he hit 5-of-10 outside the arc. He finished with his fourth 20-point game of the season against the Red Raiders. It was the first time he hit five since he hit five each in the Kentucky (1/3) and A&M games (1/7). For the season, Adams has made 49 three-pointers this season.

Miller earned all-tournament honors in the Cayman Islands Classic after averaging 15.7 points, 1.3 rebounds and 2.0 assists in the three games of the tournament. He had a best of 23 against Akron when he hit five three-pointers in the Tigers semifinal wins.

Against Wofford (11/27), he was important for the Tigers rallying win, hitting a late three-pointer that gave the Tigers the winning points in the game. His season highs are 26 points against Arkansas State, 11/12 and Wofford, 11/27. He has hit four or more treys in a game this season seven times, including the four games he scored 20 or more this season:

- 6 – vs. Wofford (11/27)
- 5 – vs. Texas Tech (1/28)
- 5 – at Texas A&M (1/7)
- 5 – at Kentucky (1/3)
- 5 – vs. Akron (11/22)
- 4 – vs. Arkansas State (11/12)
- 4 – vs. Kansas City (11/9)

Miller hadn't played in a counting regular season game since March of 2021 when Illinois played its final game of the 2020-21 season. He transferred to LSU but tore his ACL prior to the team's exhibition game and missed the entire 2021-22 season. He was medically cleared during the summer for a full go this season and Tiger fans couldn't be happier. Miller has started all 52 games he has played in (31 at Illinois) and is averaging 12.1 points per game (second on the team) to go with 2.1 rebounds and 1.3 assists. Miller is fifth in the league in three-point FGs made per game with a 2.33 average.

SCORING BREAKDOWNS

CLASS	PTS	PCT.
Freshmen	81	5.8
Sophomores	321	23.0
Juniors	376	26.9
Seniors/Grads	620	44.3
SCORING	PTS	PCT.
Starters	1019	72.9
Bench	379	27.1
POINTS IN PAINT	PTS	APG
LSU	588	28.0
Opponents	644	30.1
POINTS OFF TO	PTS	APG
LSU	259	12.3
Opponents	304	14.5
SECOND CHANCE POINTS	PTS	APG
LSU	217	10.3
Opponents	239	11.4
BENCH SCORING	PTS	APG
LSU	379	18.0
Opponents	321	15.3
FT% LAST 4 MINUTES	OVERALL	PCT
LSU (24-32, .750, SEC)	48-66	.727
Opponents (22-30, .733, SEC)	50-71	.704
FG% LAST 4 MINUTES	OVERALL	PCT
LSU (21-60, .350, SEC)	51-123	.414
Opponents (22-53, .415, SEC)	45-108	.417
3FG% LAST 4 MINUTES	OVERALL	PCT
LSU (5-19, .263, SEC)	14-45	.311
Opponents (5-16, .312, SEC)	9-39	.231

DOUBLE FIGURE SCORING GAMES

-- (53) -- KJ Williams 18, Adam Miller 11, Cam Hayes 8, Derek Fountain 7, Juice Hill 5, Trae Hannibal 5

DOUBLE DOUBLE -- KJ Williams 5, Derek Fountain 2

20-POINT GAMES (Season) -- (10) -- KJ Williams (5) 33 (vs. Illinois State); 35 (vs. Wake Forest); 28 (vs. ETSU); 23 (at Kentucky); 23 (vs. Florida) Adam Miller (4) 26 (vs. Ark. St.), 23 (vs. Akron); 26 (vs. Wofford), 20 (vs Texas Tech). Cam Hayes (1) 25 (vs. Winthrop)

OPENING JUMP BALL CONTROLLED -- LSU 7, Opponents 14

SCORED FIRST LSU POINTS -- Wilkinson 3, KJ Williams 7, Miller 6, Hill 1, Hayes 3, J. Williams 1

PLAYERS SCORING IN DOUBLE FIGURES BY GAME						
0	1	2	3	4	5/more	
0	1	6	12	1		

POINTS BY POSSESSION STATS

OPPONENT	OFF PPP	DEF PPP
Kansas City	1.072	0.851
Arkansas St.	1.000	0.825
New Orleans	1.282	0.849
Illinois State	1.000	0.813
Akron	0.984	0.935
Kansas State	0.894	0.897
Wofford	1.219	1.190
UT Arlington	0.984	0.952
Wake Forest	1.075	1.045
NCCU	1.015	0.864
Winthrop	1.348	1.157
ETSU	1.043	1.015
Arkansas	0.896	0.891
Kentucky	1.203	1.345
Texas A&M	0.903	1.095
Florida	0.836	1.063
Alabama	0.943	1.472
Auburn	0.778	1.098
Tennessee	0.903	1.283
Arkansas	0.645	1.000
Texas Tech	1.133	1.310

LSU Offensive PPP High: 1.348 vs. Winthrop

LSU Offensive PPP Low: 0.645 vs. Ark.

LSU SEC Offensive PPP High: 1.203 vs. UK

LSU SEC Offensive PPP Low: 0.645 vs. Ark

Opp. Offensive PPP High: 1.472 by Ala.

Opp. Offensive PPP Low: 0.813 by Ill. St.

Opp. SEC Offensive PPP High: 1.472 by Ala.

Opp. SEC Offensive PPP Low: 0.891 by Ark

LAYUPS AND DUNKS

OPPONENT	LSU	OPP.
Kansas City	12-21	12-21
Arkansas State	9-22	12-21
New Orleans	16-22	13-20
Illinois State	16-22	14-21
Akron	8-13	6-11
Kansas State	11-14	13-19
Wofford	14-19	14-19
UT Arlington	8-21	15-28
Wake Forest	15-22	20-24
NCCU	18-28	11-22
Winthrop	16-23	18-29
ETSU	16-24	14-21
Arkansas	20-37	15-24
Kentucky	11-15	15-17
Texas A&M	5-14	20-22
Florida	11-22	14-18
Alabama	7-23	14-19
Auburn	7-24	11-21
Tennessee	15-22	12-16
Arkansas	9-22	14-20
Texas Tech	10-20	12-24

TOTALS **254-460** **314-456**
PCT. **55.2%** **68.8%**

IN SEC GMS **95-199** **127-181**
47.7% **70.1%**

JUSTICE HILL

With Hill's return for the Texas Tech game (1/28), the depth at the guard position is helped for the LSU Tigers.

Justice Hill is in his third year of playing for Coach McMahon as he helped guide the Racers for two seasons, including last year when the team was 31-3.

Hill has posted seven games of five assists or more this season.

Justice Hill's fake of the defender and drive through an open lane was a game-winner for the Tigers against Wake Forest (12/10) with 1.2 seconds to play at Holiday Hoopsgiving.

He averages 3.3 assists a game with an assist-to-turnover ratio of 2.1. He has 60 assists and 29 turnovers. He is averaging 6.7 points this season at LSU.

DEREK FOUNTAIN

Derek Fountain moved into the starting lineup before the Wake Forest game (12/10) and has posted very good numbers with double figures in five contests since then, including his two collegiate double doubles:

Vs. Wake Forest – 30 minutes, 11 pts, 5 rebs, 4-5 FGs, 3 FTs, 4 steals

Vs. NCCU – 30 minutes, 17 pts, 14 rebs, 6-9 FG, 5 FTs, 2 blks, 1 steal

Vs. ETSU – 27 minutes, 11 pts, 8 rebs, 4-5 FG, 2 asts, 1 steal

Vs. Arkansas – 29 minutes, 14 pts, 10 rebs, 5-9 FG, 1 asts, 1 steal

Vs. Texas Tech – 22 minutes, 10 pts, 6 rebs, 3-5 FG, 4-4 FTs, 1 blk

In all he has six double figure games.

Fountain is averaging 7.1 points, 5.4 rebounds and 1.3 steals a game. His average for rebounds has gone up 1.6 boards since he earned a starting spot as well as two full points.

Fountain's best season of his two at Mississippi State was the 2020-21 campaign when as a freshman he started 10-of-19 games and averaged 5.4 points. Ironically, his career high came against LSU in Baton Rouge when he scored 20 points.

JUSTICE WILLIAMS

After missing five games earlier in the season because of a sprained ankle, Justice Williams has continued to improve and earned his starts in this his sophomore season in the last four games.

In those four games he has played 119 of a possible 160 minutes with no less than 31 minutes in those four games. Including the Alabama game (1/14) in which he came off the bench to play 20 minutes, in the last five games he has recorded 30 points, 16 rebounds and 16 assists.

Williams played 31 minutes, had a career high six boards with seven points on 3-of-7 shooting with a three-pointer against Auburn and then against Tennessee, he played a career-high 35 minutes, scoring five points with two rebounds and four assists. Against Arkansas (1/28), he had 7 points to go with two rebounds and two assists.

In the last five games he is 8-of-9 at the free throw line.

He has only not posted points in one game since he returned after missing five games with an injured left ankle against UNO on Nov. 17. He returned to action for LSU on Dec. 10 against Wake Forest.

Both years, he has struggled with injury problems at LSU. Last season, he missed the entire non-conference schedule as a freshman before being thrust into action due to other injuries at the start of conference play.

For the season, Williams is averaging 4.0 points and 1.6 rebounds and 1.6 assists.

JALEN REED

The freshman from Jackson, Mississippi started the first eight games and returned to the starting lineup on last week against Arkansas (1/24), where he played 28 minutes. He played 15 minutes off the bench against Texas Tech (1/28) with three points at the free throw line, three rebounds, and a block.

Against UNO (11/17) he scored eight points, hitting all three field goal attempts in 21 minutes. He added six rebounds and a steal in the game.

Against Tennessee, Reed played 22 minutes off the bench and had his season best of nine points, hitting 3-of-5 field goals and adding three free throws. He also had five rebounds in the game.

For the season, Reed is averaging 3.0 points and 3.1 rebounds. He was able to pull a season high of seven rebounds against Alabama (1/14).

Reed is the son of the late SEC star Justin Reed, who played at Ole Miss (2000-04).

KENDAL COLEMAN

Coleman played 11 minutes against Wofford (11/27), making both field goal attempts and 3-of-3 at the line to finish with seven points, his second highest total of the season.

In the next game against UTA (12/2), Coleman played 13 minutes, making 3-of-4 field goals to again score seven points with six rebounds.

Against NCCU, he made the most of his six-plus minutes, making both field goal attempts with a rebound and a block. It has been the case when asked, Coleman has made the most of his minutes. In the Winthrop game (12/17), Coleman made 2-of-4 from the field with five points and two blocks and for the second time this season grabbing seven rebounds.

Coleman had five points against Alabama (1/14) and has played 10 minutes in two-of-the-last-four games, while scoring nine points and going 3-of-8 from the field and 3-of-4 from the line.

The Northwestern State transfer is averaging 2.3 points and 2.1 rebounds

Coleman's season high at LSU was eight points versus Illinois St. in the Cayman Islands (11/21).

SHAWN PHILLIPS

The freshman, saw his first action since Nov. 21 against Arkansas (12/28) and his longest stint of the season at that point with close to five minutes with an offensive rebound.

In the game against Alabama (1/14), he was on the court for some 13 minutes, scoring two points with four rebounds.

He did not dress against Arkansas (1/24) after an undisclosed injury but did dress against Texas Tech (1/28).

For the season, Phillips has played in 10 games.

TYRELL WARD

Dematha Catholic freshman Tyrell Ward has seen action in 10 games this season and against Florida (1/10), he made great contributions during his season high 17 minutes, making 2-of-3 from the arc. He is aver-

aging 6.6 minutes a game and is averaging 1.2 points a game.

SHOT CLOCK VIOLATIONS

Last year, LSU was the Division I leader in shot clock violations drawn according to @CBBAnalytics with 38, four more than Richmond and Virginia in college basketball. The total so far this season is 15.

FIELD GOAL PERCENTAGE

Last year, LSU was 16-1 when opponents shot under 40 percent and LSU is 4-1 this year in that category as Kansas City (32.8%), Arkansas State (38.6%), Akron (25.9%), UTA (37.5%) and Florida (39.6%) have shot under 40 percent overall.

The Tigers are 56-3 since the start of the 2017-18 season when opponents shoot under 40 percent.

However, LSU was 6-10 last year when opponents shoot 40 percent or better from the field. LSU is 7-8 this season when teams shoot over 40 percent.

While the Tigers shot 47.7 percent against Tennessee (1/24), that is the only game since the Kentucky game (1/3) that they Tigers have shot better than 37 percent from the field. Against Alabama (1/14), Auburn (1/18) and at Arkansas (1/24), LSU shot no better than 29 percent in any of those games.

Offensively, the Tigers have won the last 17 games when shooting 50 percent or more in a game and LSU is 104-9 in the last 112 games when LSU shot 50 percent or better since the start of the 2007-08 season. The 50 percent games this season:

LSU vs. UNO (11/17) – 30-of-58, 51.7%

LSU vs. Wofford (11/27) – 28-of-53, 52.8%

LSU vs. Winthrop (12/17) – 35-of-64, 54.7%

FROM THE ARC

The Tigers last season shot just 31.6 percent from the arc and LSU has not shot over 35 percent from the arc since 2012-13 season.

And LSU is struggling again from the arc of late, at 33.3 percent from the arc (147-of-441). However, after shooting just 9-of-45 in the last three games, the Tigers were 9-of-26 against Texas Tech.

After Texas Tech made 11-of-18 from the arc, the opponents field goal percentage went above 30 percent for the first time since mid-November. Opponents are at 152-of-490 or 31.0 percent.

LSU has hit double figure treys in four games for the season:

12 vs. UNO

10 vs. Wake Forest

11 vs. Winthrop

11 at Kentucky

THE MARAVICH CENTER

The Tigers are in their 52nd season of play in the Pete Maravich Assembly Center, originally known as the LSU Assembly Center until 1988 when the building was renamed by state government legislation following the untimely death of the star LSU player.

The Maravich Center is the fourth oldest continuous basketball arena in the league having hosted its first game in January 1972. Memorial Gym at Vanderbilt opened in 1952, Stegeman Coliseum at UGA in 1964 and Coleman Coliseum at Alabama opened in 1968.

LSU was 15-2 a year ago in the building and in 820 games the Tigers have an on-court record of 614-206 (74.9%) ... LSU is 283-162 in conference games (63.6%).

The loss to Florida on Jan. 10 ended a 13-game winning streak in the building by LSU.

ON THE ROAD

LSU is 0-4 this season on the opponents' home courts and is presently on a seven-game road losing streak after dropping the last three regular season conference games a year ago.

NATIONALLY-RANKED OPPONENTS

The Tigers won their 89th game against a ranked AP team on Dec. 28 against Arkansas (89-274). The Tigers have 41 wins in the AP poll against top 10 teams.

ITS A FATHER AND SON THING

There are a couple of guys who knows something about the Southeastern Conference because their fathers played in the league with good success.

Director of Player Development Ronrico White's father, Tony, was an All-America at Tennessee. Tony White played from 1983 to 1987 at Tennessee.

Then there is freshman Jalen Reed from Jackson, Mississippi, whose late dad, Justin, was an All-America at Ole Miss and the SEC Freshman of the Year in 2001. Justin Reed was an All-SEC selection in each of his four years at Ole Miss, guiding the Rebels to a first ever "Sweet Sixteen" appearance for the program.

A SECOND REMATCH SATURDAY

The Tigers will play Alabama for the second time this season on Saturday at the Maravich Center at 3 p.m.

FALL 2022 LSU SIGNEES

Corey Chest, New Orleans, La. Link Academy, Brandon, Mo.

The four-star recruit will play this season at Link Academy in Brandon, Missouri. Chest (6-8, 210) played the 2021-22 season at Eleanor McMain High School in New Orleans. He is ranked No. 75 in the 247sports.com and 89 in their national composite rankings. He is listed No. 95 in the ESPN Top 100 for the class of 2023.

Chest was a Class 4A First Team All-State selection in Louisiana averaging 17 points, 10 rebounds, three assists and four blocks. McMain was 28-8 last season and reached the Class 4A title game each of the last two years.

This season, he is listed by 247sports as the No. 16-ranked power forward and No. 2 player in the state of Missouri. He was previously listed as the No. 1 player in the state of Louisiana for the class of 2023 at the end of the 2021-22 basketball season.

Chest also played in the NIKE EYBL circuit for team LIVOn-Fleur De Lis and played for former LSU star and NBA player, Randy Livingston.

Mike Williams, Baltimore, Md. Bishop Walsh HS

Williams, who will play for Bishop Walsh High School in Cumberland, Maryland, is listed at 6-3, 180 pounds and is listed at No. 96 in the nation by 247sports.com and 101 by On3.com.

Williams made a midseason switch to Bishop Walsh this past season which will play in the National Interscholastic Basketball Conference against some of the top schools in the country. In the 60th Alhambra Catholic Invitational Tournament, billed as the most prestigious Catholic high school tournament in the country, Williams averaged 16.7 points per game, 3.9 rebounds, 1.3 assists and 2.0 steals.

In the PrepHoops.com web site for Maryland, Williams is listed as the No. 4-ranked player in the state entering his senior season.

Williams was one of the prospects in the class to show great improvement this summer on the UAA Circuit with Team Thrill of Maryland which won Under Armour Association championship.



TRAE HANNIBAL

Guard · 6-2 · 215 · Senior · TR · Elliott, South Carolina (Murray State)

0

Top Performances

Points	
Season:	19, vs. Arkansas, 12/28/22
Career:	20, at SE Mo. St., 2/26/22
Rebounds	
Season:	12, vs. Florida, 1/10/23
Career:	12, vs. Florida, 1/10/22
Field Goals Made	
Season:	9, vs. Arkansas, 12/28/22
Career:	9, vs. Arkansas, 12/28/22
3 PT FG Made	
Season:	1, vs. Arkansas, 12/28/22
Career:	2, twice
Free Throws Made	
Season:	10, vs. Auburn, 1/18/23
Career:	10, vs. Auburn, 1/18/23
Assists	
Season:	6, vs. Winthrop, 12/17/22
Career:	12, vs. Eastern Illinois, 1/20/22
Blocks	
Season:	1, twice
Career:	1, nine times
Steals	
Season:	4, vs. Kansas St., 11/23/22
Career:	4, four times
Minutes Played	
Season:	29, twice

Top Career Scoring Games

1.	20 – at Southeast Missouri State, 1/29/22
2.	19 -- vs. Arkansas, 12/28/22
	19 – vs. Middle Tennessee, 12/4/21
4.	18 – vs. San Francisco, 3/17/22
	18 – vs. Tennessee Wesleyan, 12/15/21
6.	16 – vs. Auburn, 1/18/23
7.	15 – vs. Southeast Missouri State, 12/30/21
	15 – vs. James Madison, 11/24/21
	15 – at Georgia, 2/27/21
	15 – vs. Missouri, 2/20/21

Complete bio

Senior Season (2022-23)

12 points in the rallying win over Wofford (11/27) ... 4-of-6 field goals most of points coming late when LSU was down five ... Played 23 minutes or more in last three games ... Six assists, no turnovers in win over Winthrop (12/17) ... Spectacular game against Arkansas, making 9-of-14 field goals and scoring 19 points, one off his career high ... Named SEC POW for his efforts against Arkansas ... Followed that up with a 12-point effort at UK (1/3), making 5-of-6 field goals with four assists ... Career high 12 rebounds against Florida (1/10), second double figure game of college career in rebounds ... After 16 against Auburn, goes back-to-back in double figures with 10 points against Tennessee (1/21), making 5-of-6 from the field.

Hannibal's Game-by-Game Statistics

2022-23	MIN	FG	3FG	FT	REB	PF/D	A	TO	BLK	STL	PTS	+/-
OPPONENT												
Kansas City	19	1-3	0-0	5-9	8	3	2	2	0	1	7	+5
Arkansas State	22	0-4	0-0	4-5	5	2	2	3	0	3	4	+1
UNO	17	2-7	0-0	3-5	2	1	0	2	0	0	7	+2
vs. Illinois State	14	0-2	0-0	0-0	4	3	4	3	0	0	0	+7
vs. Akron	23	0-1	0-0	0-0	5	2	3	1	0	2	0	+8
vs. Kansas State	28	1-1	0-0	0-0	5	2	4	1	0	4	2	-8
Wofford	29	4-6	0-0	4-4	4	1	2	2	0	0	12	+11
UT Arlington	20	1-3	0-0	5-7	4	3	4	4	1	0	7	+12
vs. Wake Forest	4	0-2	0-0	0-0	0	1	0	0	0	0	0	-6
NC Central	17	1-3	0-1	2-2	2	0	4	3	0	0	4	+1
Winthrop	21	2-2	0-0	0-1	3	2	6	0	0	0	4	+6
East Tennessee State	14	2-4	0-0	3-3	6	2	2	2	0	0	7	0
Arkansas	22	9-14	1-2	0-2	6	0	2	1	0	0	19	+10
at Kentucky	29	5-6	0-0	2-4	3	2	4	4	0	1	12	+5
at Texas A&M	24	2-9	0-0	5-9	5	3	4	3	9	2	9	+1
Florida	28	1-6	0-0	2-2	12	2	3	4	0	2	4	-14
at Alabama	16	1-2	0-0	0-0	6	1	3	0	0	0	2	-23
Auburn	23	3-11	0-1	10-12	2	2	1	1	1	0	16	-16
Tennessee	25	5-6	0-0	0-0	3	4	0	4	0	1	10	-15
at Arkansas	19	4-10	0-0	0-0	5	0	0	1	0	0	0	-17
Texas Tech	20	2-3	0-0	3-4	2	1	1	1	0	1	7	-13
at Missouri												
Alabama												
at Mississippi State												
Texas A&M												
at Georgia												
South Carolina												
Vanderbilt												
at Ole Miss												
Missouri												
at Florida												
SEC Tournament												

Hannibal's Career Stats

YEAR	GP-GS	MIN/AVG	FG-FGA	PCT.	3FG-FGA	PCT.	FT-FTA	PCT.	REB.-AVG	PF-FO	AST	TO	BLK	STL	PTS-AVG.
AT SOUTH CAROLINA															
19-20	26-0	326/12.6	39-92	.424	2-13	.154	24-40	.600	54-2.1	45-0	32	39	3	32	104-4.0
20-21	20-0	333/16.7	39-89	.438	7-13	.538	34-40	.850	64-3.2	36-0	40	42	1	20	119- 6.0
AT MURRAY STATE															
21-22	34-1	744/21.9	108-208	.519	4-13	.308	94-131	.718	173-5.1	53-2	84	65	3	40	314-9.2
LSU															
22-23	21-3	438/20.8	46-105	.438	1-4	.250	48-69	.696	92-4.4	37-0	51	42	2	17	141-6.7
TOTALS	101-4	1840/18.2	232-494	.470	14-43	.326	200-280	.714	383-3.8	171-2	207	188	9	109	678-6.7



CAM HAYES

Guard • 6-2 • 185 • Junior • TR • Greensboro, North Carolina (NC State)

1

Top Performances

Points	
Season:	25, vs. Winthrop, 12/17/22
Career:	25, vs. Winthrop, 12/17/22

Rebounds	
Season:	7, vs. NCCU, 12/13/22
Career:	7, vs. NCCU, 12/13/22

Field Goals Made	
Season:	8, vs. Winthrop, 12/17/22
Career:	8, vs. Winthrop, 12/17/22

3 PT FG Made	
Season:	4, vs. Winthrop, 12/17/22
Career:	4, three times

Free Throws Made	
Season:	5, vs. Winthrop, 12/17/22
Career:	8, vs. Louisiana Tech, 11/27/21

Assists	
Season:	6, vs. Wake Forest, 12/10/22
Career:	9, at Pittsburgh, 2/17/21

Blocks	
Season:	1, twice
Career:	2, vs. Texas Southern, 11/21/21

Steals	
Season:	2, three times
Career:	4, vs. Charleston So., 11/25/20

Minutes Played	
Season:	32, vs. Kentucky, 1/3/23

Top Career Scoring Games

- 25 -- vs. Winthrop, 12/17/22
- 20 -- at Notre Dame, 3/3/21
- 17 -- vs. UMass Lowell, 12/3/20
- 16 -- vs. North Carolina, 2/26/22
- 16 -- vs. Richmond, 12/17/21
- 16 -- vs. Oklahoma State, 11/17/21
- 16 -- at Virginia, 2/24/21
- 15 -- vs. Louisville, 12/4/21
- 14 -- at Georgia Tech, 2/15/22
- 14 -- vs. Louisiana Tech, 11/27/21

Complete bio

Senior Season (2022-23)

Hayes has his first double figure game as a Tiger, scoring 13 points with three treys in 16 minutes vs. UNO (11/17) ... Back-to-back double figure games with 10 vs. Illinois State (11/21) ... For the second time, scored 13 points this year, playing 28 minutes, hitting 5-of-10 field goals with six assists and non turnovers ... Got his first LSU start against NCCU (12/13), playing 28 minutes and scoring season high 14 points ... Career high of 25 vs. Winthrop (12/17), making 8-of-11 field goals with four three-pointers ... Hit a big three-pointer and later three free throws to give LSU a chance at an upset at Kentucky (1/3) ... Scored 11-points with two assists ... Second straight double figure game in league play against Texas A&M (1/7) ...

Hayes' Game-by-Game Statistics

2022-23	MIN	FG	3FG	FT	REB	PF/D	A	TO	BLK	STL	PTS	+/-
OPPONENT												
Kansas City	2	0-0	0-0	0-0	0	1	0	0	0	0	0	-3
Arkansas State	DNP--Coach's Decision											
UNO	16	5-7	3-5	0-0	0	1	3	1	1	0	13	+13
vs. Illinois State	21	3-5	1-3	3-4	3	2	0	5	0	2	10	+10
vs. Akron	16	1-3	1-1	4-5	1	2	3	1	0	1	7	+5
vs. Kansas State	13	1-2	1-1	0-0	2	2	0	3	0	0	3	-3
Wofford	14	1-3	0-0	1-2	1	1	2	0	1	1	3	+16
UT Arlington	18	2-6	0-2	3-4	1	3	0	0	0	0	7	+9
vs. Wake Forest	28	5-10	2-6	1-1	5	3	6	0	0	1	13	+14
NC Central	28	6-10	2-5	0-0	7	0	2	1	0	2	14	+9
Winthrop	31	8-11	4-6	5-6	1	0	4	1	0	2	25	+15
East Tennessee State	19	1-3	0-2	0-0	0	2	3	3	0	0	2	-2
Arkansas	27	2-7	0-3	0-0	5	0	3	0	0	1	4	-7
at Kentucky	32	3-5	2-4	3-3	0	2	2	1	0	0	11	+4
at Texas A&M	25	4-11	1-5	1-1	2	1	0	1	0	0	10	-12
Florida	DND-injury											
at Alabama	20	4-6	2-3	0-0	1	2	2	0	0	0	10	-21
Auburn	26	1-6	0-3	0-0	3	0	2	0	0	0	2	-3
Tennessee	26	1-5	1-5	0-0	3	2	4	0	0	0	3	-9
at Arkansas	15	0-4	0-1	0-0	4	0	0	1	0	0	0	-9
Texas Tech	26	4-9	1-4	0-0	2	2	1	2	0	1	9	1
at Missouri												
Alabama												
at Mississippi State												
Texas A&M												
at Georgia												
South Carolina												
Vanderbilt												
at Ole Miss												
Missouri												
at Florida												
SEC Tournament												

Hayes' Career Stats

YEAR	GP-GS	MIN/AVG	FG-FGA	PCT.	3FG-FGA	PCT.	FT-FTA	PCT.	REB.-AVG	PF-FO	AST	TO	BLK	STL	PTS-AVG.
AT NC STATE															
20-21	23-14	540/23.5	61-158	.386	28-77	.364	30-41	.732	55-2.4	36-1	72	46	1	29	180-7.8
21-22	32-13	674/21.1	80-239	.335	25-100	.250	38-49	.776	74-2.3	45-1	67	45	4	25	223-7.0
AT LSU															
22-23	19-9	405/21.3	52-113	.460	21-59	.356	21-26	.808	41-2.2	26-0	37	20	2	11	146-7.7
TOTALS	74-36	1620/21.9	193-510	.378	74-236	.314	89-116	.767	170-2.3	107-2	176	111	7	65	549-7.4



JUSTICE HILL

Guard · 6-0 · 175 · Senior · TR · Little Rock, Arkansas (Murray State)

3

Top Performances

Points	
Season:	14, vs. Akron, 11/21/22
Career:	36, at Belmont, 1/15/22

Rebounds

Season:	4, twice
Career:	10, vs. Greenville, 11/29/20

Field Goals Made

Season:	5, vs. Ark. State, 11/12/22
Career:	10, at Belmont, 1/15/22

3 PT FG Made

Season:	3, three times
Career:	8, at Belmont, 1/15/22

Free Throws Made

Season:	4, vs. Kansas City, 11/9/22
Career:	8, at Belmont, 1/15/22

Assists

Season	7, vs.Kansas City, 11/9/22
Career:	11, vs. Greenville, 11/29/20

Blocks

Season:	1, vs. Winthrop, 12/17/22
Career:	2, vs. St. Peter's, 3/19/22

Steals:

Season:	4, vs. Kansas City, 11/9/22
Career	4, vs. Kansas City, 11/9/22

Minutes Played

Season	36, vs. Kansas St., 11/23/22
--------	------------------------------

Top Career Scoring Games

- 36, at Belmont, 1/15/22
- 26, vs. Southeast Missouri State, 12/30/21
- 21, vs. Morehead State, 3/5/22
- 20, at Tennessee Tech, 1/27/22
- 20, at Memphis, 12/20/21
- 19, vs. St. Peter's, 3/19/22
- 19, vs. Morehead State, 1/29/22
- 18, vs. SIUE, 2/5/22
- 18, vs. Chattanooga, 12/18/21
- 18, vs. Middle Tennessee, 12/4/21

[Complete bio](#)

Senior Season (2022-23)

Hill opens up his LSU portion of his career with 13 points, 7 assists, 4 steals in 31 minutes against Kansas City (11/9) ... Season high of 14 points against Akron (11/22) ... Made the game-winning layup with 2.1 seconds left to win the Wake Forest game (12/10) also including six assists, no turnovers.

Hill's Game-by-Game Statistics

2022-23	MIN	FG	3FG	FT	REB	PF/D	A	TO	BLK	STL	PTS	+/-
OPPONENT												
Kansas City	31	4-9	1-5	4-5	4	3	7	3	0	4	13	+15
Arkansas State	31	5-13	1-4	0-1	4	0	3	1	0	0	11	+8
UNO	26	4-9	3-5	1-2	2	1	5	2	0	3	12	+32
vs. Illinois State	29	1-9	0-1	2-2	1	1	5	1	0	1	4	+14
Akron	26	5-11	0-3	4-4	2	2	3	0	0	0	14	+4
vs. Kansas State	36	4-15	2-6	2-6	2	1	2	4	0	2	12	0
Wofford	26	3-9	0-3	0-0	0	1	2	0	0	1	6	-15
UT Arlington	26	1-5	0-2	1-2	2	0	5	1	0	1	3	-9
vs. Wake Forest	24	2-6	0-0	0-0	1	1	6	0	0	0	4	-5
NC Central	26	3-11	1-5	0-0	0	0	4	2	0	2	7	0
Winthrop	27	3-7	3-5	0-0	3	1	3	1	1	0	9	-4
East Tennessee State	35	3-11	3-7	0-2	2	1	5	1	0	1	9	+5
Arkansas	19	1-5	0-3	0-3	2	1	1	1	0	0	2	-6
at Kentucky	13	0-3	0-1	0-0	1	0	0	1	0	0	0	-13
at Texas A&M	29	2-4	2-4	0-0	1	1	2	5	0	5	6	-13
Florida	30	1-9	1-7	0-0	5	2	6	3	0	1	3	-5
at Alabama	18	1-7	1-5	0-0	2	0	0	1	0	0	3	-19
Auburn	DND											
Tennessee	DND											
at Arkansas	DND											
Texas Tech	9	1-3	1-2	0-0	0	0	1	2	0	0	3	-8
at Missouri												
Alabama												
at Mississippi State												
Texas A&M												
at Georgia												
South Carolina												
Vanderbilt												
at Ole Miss												
Missouri												
at Florida												
SEC Tournament												

Hill's Career Stats

YEAR	GP-GS	MIN/AVG	FG-FGA	PCT.	3FG-FGA	PCT.	FT-FTA	PCT.	REB.-AVG	PF-FO	AST	TO	BLK	STL	PTS-AVG.
AT MURRAY STATE															
20-21	26-10	572/22.0	56-155	.361	22-70	.314	13-21	.619	52-2.0	39-1	93	44	2	19	147-5.7
21-22	34-34	1060/31.2	163-378	.431	63-176	.358	67-90	.744	77-2.3	45-0	173	65	4	37	456 13.4
AT LSU															
22-23	18-16	461/25.6	44-146	.301	19-68	.279	14-27	.519	34-1.9	16-0	60	29	1	21	121-6.7
TOTALS	78-60	2093/26.8	263-679	.387	104-314	.331	94-138	.681	163-2.1	100-1	326	138	7	77	724-9.3



KENDAL COLEMAN

Center • 6-8 • 230 • Junior • TR • Shreveport, Louisiana (Northwestern State)

4

Top Performances

Points	
Season:	8, vs. Illinois State, 11/21/22
Career:	25, vs. UIW, 1/27/22

Rebounds	
Season:	7, twice
Career:	20, vs. Southeastern, 3/5/22

Field Goals Made	
Season:	4, vs. Illinois State, 11/21/22
Career:	11, vs. UIW, 1/27/22

3 PT FG Made	
Season:	
Career:	

Free Throws Made	
Season:	3, twice
Career:	8, at A&M Corpus Christi, 2/19/22

Assists	
Season:	
Career:	4, at UNO, 1/22/22

Blocks	
Season:	2, twice
Career:	5, at Houston Christian, 2/3/22

Steals	
Season:	2, vs. UNO, 11/17/22
Career:	3, twice

Minutes Played	
Season:	17, vs. UNO, 11/17/22

Top Career Scoring Games

- 25, vs. UIW, 1/27/22
- 22, at Tulsa, 11/10/21
- 21, vs. McNeese, 2/12/22
- 20, at UIW, 2/17/22
- 20, vs. UNO, 1/8/22
- 20, at SMU, 11/15/21
- 19, vs. Nicholls, 2/24/22
- 19, at UNO, 1/22/22
- 19, vs. Champion Christian, 11/13/21
- 19, at Oklahoma, 11/9/21

[Complete bio](#)

Junior Season (2022-23)

Scored eight in Cayman Islands opener vs. Illinois State in just under 10 minutes of action (11/21) ... Coleman with a solid 12-minutes against Wofford (11/27) making both field goals and all three free throws to score seven points ... Seven points again against UT Arlington, playing 13 minutes off the bench ...

Coleman's Game-by-Game Statistics

2022-23	MIN	FG	3FG	FT	REB	PF/D	A	TO	BLK	STL	PTS	+/-
OPPONENT												
Kansas City	5	0-1	0-0	0-0	2	0	0	0	0	0	0	+4
Arkansas State	7	0-1	0-0	0-0	2	1	0	1	0	0	0	-2
UNO	17	2-2	0-0	0-1	7	3	0	1	2	2	4	+6
vs. Illinois State	9	4-5	0-0	0-0	3	0	0	0	1	0	8	-6
vs. Akron	9	0-1	0-0	0-0	0	3	0	0	0	1	0	-1
vs. Kansas State	4	0-1	0-0	0-0	2	0	0	0	1	0	0	-1
Wofford	11	2-2	0-0	3-3	2	1	0	2	0	0	7	+1
UT Arlington	13	3-4	0-0	1-2	6	1	1	0	0	1	7	-4
vs. Wake Forest	3	0-0	0-0	0-0	0	2	0	0	0	0	0	-6
NC Central	6	2-2	0-0	0-0	1	0	0	0	1	0	4	+4
Wlnthrop	12	2-4	0-0	1-2	7	2	0	1	2	0	5	0
East Tennessee State	4	0-1	0-0	0-0	1	3	0	0	0	0	0	+4
Arkansas	3	0-0	0-0	0-0	0	0	0	0	0	0	0	0
at Kentucky	2	0-0	0-0	0-0	0	1	0	0	0	0	0	-3
at Texas A&M	8	0-1	0-0	0-0	3	1	0	0	1	0	0	-2
Florida	11	2-3	0-0	0-0	1	2	0	0	0	0	4	-7
at Alabama	10	1-4	0-0	3-4	3	3	0	0	0	0	5	-3
Auburn	6	0-0	0-0	1-2	1	1	0	0	0	0	1	-1
Tennessee	10	1-1	0-0	2-4	2	1	0	0	0	0	4	0
at Arkansas	7	0-1	0-0	0-0	1	1	2	0	2	0	0	-1
Texas Tech	9	0-1	0-0	0-0	1	0	1	0	0	0	0	-16
at Missouri												
Alabama												
at Mississippi State												
Texas A&M												
at Georgia												
South Carolina												
Vanderbilt												
at Ole Miss												
Missouri												
at Florida												
SEC Tournament												

Coleman's Career Stats

YEAR	GP-GS	MIN/AVG	FG-FGA	PCT.	3FG-FGA	PCT.	FT-FTA	PCT.	REB-AVG	PF-FO	AST	TO	BLK	STL	PTS-AVG.
AT NORTHWESTERN STATE															
20-21	29-0	498/17.2	82-174	.471	0-1	.000	32-46	.696	188-6.5	46-0	8	28	33	12	196-6.8
21-22	30-30	860/28.7	203-372	.546	0-1	.000	57-98	.582	304-10.1	63-1	20	57	40	30	463-15.4
AT LSU															
22-23	21-0	169/8.1	19-35	.543	0-0	.000	11-18	.611	45-2.1	27-0	2	7	8	4	49-2.3
Totals	80-30	1527/19.1	304-581	.523	0-2	.000	100-162	.617	537-6.7	136-1	30	92	81	46	708-8.9



JUSTICE WILLIAMS

Guard · 6-4 · 175 · Sophomore · 1L · Philadelphia, Pennsylvania (Montverde Academy)

11

Top Performances

Points	
Season:	9, at Alabama, 1/14/23
Career:	9, at Alabama, 1/14/23

Rebounds	
Season:	6, vs. Auburn, 1/18/23
Career:	6, vs. Auburn, 1/18/23

Field Goals Made	
Season:	3, twice
Career:	3, twice

3 PT FG Made	
Season:	1, four times
Career:	1, six times

Free Throws Made	
Season:	6, at Alabama, 1/14/23
Career:	6, at Alabama, 1/14/23

Assists	
Season:	5, at Alabama, 1/14/23
Career:	5, at Alabama, 1/14/23

Blocks	
Season:	
Career:	1, twice

Steals:	
Season:	2, vs. NCCU, 12/13/22
Career:	2, four times

Minutes Played	
Season:	35, vs. Tennessee, 1/21/23

Top Career Scoring Games

- 9, at Alabama, 1/14/23
- 7, at Arkansas, 1/24/23
- 7, vs. Auburn, 1/18/23
- 7, vs. Kansas City, 11/9/22
- 7, at Auburn, 12/29/21
- 5, vs. Tennessee, 1/21/23
- 5, vs. Wake Forest, 12/10/22
- 5, vs. UNO, 11/17/22
- 5, vs. Ole Miss, 2/1/22
- 4, four times

Complete bio

Sophomore Season (2022-23)

Equaled career points total with 7 vs. Kansas City (11/9) ... Returned after ankle injury to play 17 minutes and score five points with two assists against Wake Forest (12/10) ... Career best nine points in 20 minutes, 6-6 at the free throw line (1/14) ... First start of season at Auburn, played 31 minutes 7 points (1/18).

J. Williams' Game-by-Game Statistics

2022-23	MIN	FG	3FG	FT	REB	PF/D	A	TO	BLK	STL	PTS	+/-
OPPONENT												
Kansas City	12	3-4	0-0	1-3	4	1	2	2	0	0	7	-1
Arkansas State	9	0-0	0-0	0-0	0	1	0	0	0	1	0	1
UNO	8	2-4	0-1	1-2	0	0	1	1	0	0	5	6
vs. Illinois State	DND --	injury										
vs. Akron	DND --	injury										
vs. Kansas State	DND --	injury										
Wofford	DND --	injury										
UT Arlington	DND --	injury										
vs. Wake Forest	17	2-6	0-3	1-2	1	2	2	1	0	1	5	+10
NC Central	17	1-4	0-3	0-2	1	0	1	0	0	2	2	+10
Wlnthrop	10	2-3	0-1	0-1	0	0	1	1	0	0	4	+1
East Tennessee State	15	1-3	0-2	0-0	1	0	0	1	0	1	2	+5
Arkansas	12	2-4	0-0	0-0	0	1	0	2	0	1	4	+9
at Kentucky	11	1-4	0-1	0-0	2	1	1	0	0	0	2	-4
at Texas A&M	11	1-3	1-3	0-0	0	1	1	0	0	0	3	-3
Florida	13	0-1	0-1	0-0	1	1	1	1	0	0	0	-6
at Alabama	20	1-4	1-1	6-6	1	1	5	1	0	0	9	-20
Auburn	31	3-7	1-1	0-0	6	3	1	1	0	0	7	-14
Tennessee	35	1-3	1-1	2-2	2	0	4	2	0	1	5	-14
at Arkansas	32	3-9	0-1	1-2	2	3	2	1	0	0	7	-7
Texas Tech	31	1-8	0-4	0-0	5	1	4	2	0	1	2	0
at Missouri												
Alabama												
at Mississippi State												
Texas A&M												
at Georgia												
South Carolina												
Vanderbilt												
at Ole Miss												
Missouri												
at Florida												
SEC Tournament												

J. Williams' Career Stats

YEAR	GP-GS	MIN/AVG	FG-FGA	PCT.	3FG-FGA	PCT.	FT-FTA	PCT.	REB.-AVG	PF-FO	AST	TO	BLK	STL	PTS-AVG.
21-22	20-1	212/10.6	11-40	.275	2-11	.182	10-12	.833	16-0.8	11-0	13	9	2	11	34-1.7
22-23	16-4	285/17.8	24-67	.358	4-23	.174	12-20	.600	26-1.6	17-0	26	16	0	8	64-4.0
TOTALS	36-5	497/13.8	35-107	.327	6-34	.176	22-32	.688	42-1.2	28-0	39	25	2	19	98-2.7



KJ WILLIAMS

Forward • 6-10 • 250 • 5th Year Senior • TR • Cleveland, Mississippi (Murray State)

12

Top Performances

Points	
Season:	35, vs. WF, 12/10/22
Career:	39, at Tennessee St., 2/10/22

Rebounds	
Season:	14, vs. Kansas City, 11/9/22
Career:	16, four times

Field Goals Made	
Season:	14, vs. Wake Forest, 12/10/22
Career:	15, at Tennessee St., 2/10/22

3 PT FG Made	
Season:	7, vs. Wake Forest, 12/10/22
Career:	7, vs. Wake Forest, 12/10/22

Free Throws Made	
Season:	6, twice
Career:	9, vs. UT Martin, 1/22/22

Assists	
Season:	3, twice
Career:	4, vs. SE Mo. St., 1/4/20

Blocks	
Season:	3, vs. Kansas City, 11/9/22
Career:	3, seven times

Steals	
Season:	3, three times
Career:	4, six times

Minutes Played	
Season	38, vs. Kansas City, 11/9/22

Top Career Scoring Games

- 39 – at Tennessee State, 2/10/22
- 35 -- vs. Wake Forest, 12/10/22
- 33 -- vs. Illinois State, 11/21/22
- 33 – vs. UT Martin, 1/22/22
- 32 – vs. Cumberland, 11/9/21
- 30 – vs. Belmont, 2/24/22
- 29 – vs. Southeast Missouri State, 3/4/22
- 29 – vs. Long Beach, 11/23/21
- 28 -- vs. ETSU, 12/21/22
- 28 – at SIUE, 2/15/22

Complete bio

5th Year Senior Season (2022-23)

Posted his 28th career double double in his opening game at LSU with 13 points and 14 rebounds against Kansas City (11/9) ... Named all-tournament at the Cayman Islands Classic, averaged 23.0 points per game, making 27-of-45 field goals, averaging 7.7 rebounds ... Scored 33 points in the first game against Illinois State (11/21) ... All-tournament selection for Cayman Islands Classic (games vs. Illinois State, Akron, K-State) ... Williams posted the second highest scoring game of his career with 35 points against Wake Forest (12/10), hitting a season best 14 field goals, including 7 treys and also recurring his 30th career double double ... Following it up iwth an 18-12 game against NCCU (12/13) ... Williams has a game high 23 points with four treys against Kentucky (1/3) ... Record his 1,000th career rebound late in the first half against A&M (1/7) ... Will enter Tennessee game 11 points shy of 2000 career points after 16 against Auburn (1/18) ... His 2,000th career point came on a thre-epointer with 17:40 to play against Tennessee (1/21).

KJ Williams' Game-by-Game Statistics

2022-23	MIN	FG	3FG	FT	REB	PF/D	A	TO	BLK	STL	PTS	+/-
OPPONENT												
Kansas City	38	5-13	0-2	3-4	14	3-0	0	4	3	1	13	+13
Arkansas State	24	6-12	3-5	0-0	4	2	1	1	1	1	15	+8
UNO	19	3-5	1-2	0-0	4	2	0	3	0	3	7	+24
vs. Illinois State	30	13-19	1-4	6-6	8	4	3	1	1	2	33	+25
vs. Akron	31	6-13	2-4	5-6	5	3	0	0	1	3	19	+16
vs. Kansas State	36	8-13	0-1	1-2	10	3	1	2	1	1	17	-1
Wofford	35	6-12	1-4	2-2	5	2	1	2	0	1	15	+5
UT Arlington	34	6-14	2-3	0-0	9	1	1	1	0	2	14	+1
vs. Wake Forest	36	14-21	7-9	0-2	10	3	1	2	1	1	35	+8
NC Central	31	7-13	1-3	3-3	12	2	2	2	2	1	18	+8
Winthrop	24	8-14	2-4	0-0	6	3	0	2	1	1	18	+11
East Tennessee State	36	11-18	3-5	3-4	12	2	3	1	0	3	28	0
Arkansas	33	3-7	2-5	0-0	5	3	0	2	1	2	8	+1
at Kentucky	36	8-13	4-6	3-3	3	3	2	1	1	0	23	-1
at Texas A&M	37	2-6	0-2	6-6	8	2	2	0	1	2	10	-8
Florida	34	8-20	1-9	6-8	7	2	0	1	0	0	23	-15
at Alabama	18	4-12	2-3	0-0	1	4	0	2	0	0	10	-26
Auburn	35	7-15	2-5	0-1	8	0	0	3	2	2	16	-12
Tennessee	29	7-16	2-6	0-1	4	2	0	1	0	0	16	-21
at Arkansas	38	2-10	0-1	5-7	11	1	1	2	2	2	9	-20
Texas Tech	34	5-18	2-5	2-3	9	4	1	0	2	1	14	-1
at Missouri												
Alabama												
at Mississippi State												
Texas A&M												
at Georgia												
South Carolina												
Vanderbilt												
at Ole Miss												
Missouri												
at Florida												
SEC Tournament												

KJ Williams' Career Stats

YEAR	GP-GS	MIN/AVG	FG-FGA	PCT.	3FG-FGA	PCT.	FT-FTA	PCT.	REB.-AVG	PF-FO	AST	TO	BLK	STL	PTS-AVG.
AT MURRAY STATE															
18-19	32-22	582/18.2	111-159	.698	1-5	.200	20-38	.526	151-4.7	60-0	15	21	19	18	243-7.6
19-20	32-8	745/23.3	156-287	.544	18-50	.360	75-112	.670	232-7.3	73-0	33	50	21	34	405-12.7
20-21	26-26	743/28.6	164-289	.567	26-63	.413	52-78	.667	220-8.5	67-2	25	54	15	27	406-15.6
21-22	34-34	989/29.1	245-455	.538	37-113	.327	86-123	.699	285-8.4	72-0	24	50	21	48	613-18.0
AT LSU															
22-23	21-21	669/31.9	139-284	.489	38-88	.432	45-58	.776	155-7.4	51-0	19	33	20	29	361-17.2
TOTALS	145-111	3728/25.7	815-1474	.553	120-319	.376	278-409	.680	1043-7.2	323-2	116	208	96	156	2028-14.0



JALEN REED

Forward • 6-10 • 230 • Freshman • HS • Jackson, Mississippi (Southern California Academy)

13

Top Performances

Points
Season: 9, vs. Tennessee, 1/21/23
Career:

Rebounds
Season: 7, at Alabama, 1/14/23
Career:

Field Goals Made
Season: 3, twice
Career:

3 PT FG Made
Season: 1, twice
Career:

Free Throws Made
Season: 5, vs. Ark. State, 11/12/22
Career:

Assists
Season: 2, twice
Career:

Blocks
Season: 1, seven times
Career:

Steals:
Season: 2, vs. Illinois State, 11/21/22
Career:

Minutes Played
Season: 23, twice

Top Career Scoring Games

- 9, vs. Tennessee, 1/21/23
- 8, vs. UNO, 11/17/22
- 6, vs. Kansas State, 11/23/22
- 5, at Alabama, 1/14/23
- 5, vs. Arkansas State, 11/12/22
- 4, vs. ETSU, 12/21/22
- 4, vs. Illinois State, 11/21/22
- 3, vs. Texas Tech, 1/28/23
- 3, vs. UT Arlington, 12/2/22
- 3, vs. Akron, 11/22/22
- 3, vs. Kansas City, 11/9/22

Complete bio

Reed's Freshman Season (2022-23)

Started his first collegiate game at LSU, playing 23 minutes with three points ... Best scoring game of the season, hitting all three field goal attempts in an eight-point effort against UNO (11/17) ... Best rebound total of 7 at Alabama (1/14) ... Season high of nine points against Tennessee (1/21), hitting 3-of-5 field goals.

Reed's Game-by-Game Statistics

2022-23													
OPPONENT	MIN	FG	3FG	FT	REB	PF/D	A	TO	BLK	STL	PTS	+/-	
Kansas City	23	1-4	0-1	1-1	3	3	1	1	1	0	3	+5	
Arkansas State	22	0-3	0-0	5-6	3	2	0	2	1	1	5	+15	
UNO	21	3-3	0-0	2-4	6	4	0	1	0	1	8	+10	
vs. Illinois State	19	1-1	0-0	2-8	4	3	1	3	0	2	4	+11	
vs. Akron	19	1-3	1-1	0-0	4	0	1	0	0	0	3	+6	
vs. Kansas State	23	2-3	0-1	2-2	0	3	2	3	1	0	6	+3	
Wofford	20	1-4	0-0	0-0	5	0	2	2	0	1	2	-11	
UT Arlington	14	1-3	1-1	0-0	5	1	0	1	1	0	3	-4	
vs. Wake Forest	9	0-0	0-0	1-4	0	1	0	0	0	0	1	-8	
NC Central	12	0-1	0-0	0-0	2	2	0	0	0	0	0	-3	
Winthrop	12	1-1	0-0	0-0	3	0	0	2	0	1	2	-10	
East Tennessee State	13	2-2	0-0	0-0	1	2	0	1	1	1	4	+1	
Arkansas	11	0-5	0-0	0-0	2	3	0	0	0	0	0	-5	
at Kentucky	14	1-3	0-0	0-0	2	3	1	0	0	0	2	-6	
at Texas A&M	10	0-2	0-0	0-0	2	1	0	1	1	0	0	-7	
Florida	3	0-0	0-0	0-0	0	3	0	0	0	0	0	-5	
at Alabama	17	2-4	0-1	1-4	7	2	0	2	0	0	5	-16	
Auburn	9	0-1	0-0	0-2	5	1	0	0	1	1	0	-1	
Tennessee	22	3-5	0-1	3-7	5	1	0	3	0	0	9	-19	
at Arkansas	28	1-5	0-0	0-0	3	3	1	3	1	0	2	-16	
Texas Tech	15	0-0	0-0	3-4	3	1	0	1	1	0	3	3	
at Missouri													
Alabama													
at Mississippi State													
Texas A&M													
at Georgia													
South Carolina													
Vanderbilt													
at Ole Miss													
Missouri													
at Florida													
SEC Tournament													

Reed's Career Stats

YEAR	GP-GS	MIN/AVG	FG-FGA	PCT.	3FG-FGA	PCT.	FT-FTA	PCT.	REB.-AVG	PF-FO	AST	TO	BLK	STL	PTS-AVG.
22-23	21-9	338/16.1	20-53	.377	2-6	.333	20-42	.476	65-3.1	39-0	9	26	9	8	62-3.0
Totals	21-9	338/16.1	20-53	.377	2-6	.333	20-42	.476	65-3.1	39-0	9	26	9	8	62-3.0



TYRELL WARD

Forward • 6-6 • 185 • Freshman • HS • Washington, D. C. (DeMatha Catholic HS)

15

Top Performances

Points
Season: 6, vs. Florida, 1/10/23
Career:

Rebounds
Season: 2, twice
Career:

Field Goals Made
Season: 2, vs. Florida, 1/10/23
Career:

3 PT FG Made
Season: 2, vs. Florida, 1/10/23
Career:

Free Throws Made
Season:
Career:

Assists
Season: 1, at Alabama, 1/14/23
Career:

Blocks
Season:
Career:

Steals
Season: 2, at Alabama, 1/14/23
Career:

Minutes Played
Season: 17, vs. Florida, 1/10/23

Top Career Scoring Games

- 6 vs. Florida, 1/10/23
- 3 vs. UNO, 11/17/22
- 2 at Alabama, 1/14/23
- 2 vs. Kansas State, 11/23/22

[Complete bio](#)

Ward's Freshman Season (2022-23)

After not playing for three games (Coach's Decision), Ward comes off the bench to play 17 minutes against Florida and hits 2-of-3 three-pointers and scores season high 6 points against Florida (1/10).

Ward's Game-by-Game Statistics

2022-23	MIN	FG	3FG	FT	REB	PF/D	A	TO	BLK	STL	PTS	+/-
OPPONENT												
Kansas City	DNP-Coach's Decision											
Arkansas State	4	0-1	0-1	0-0	0	0	0	0	0	0	0	-3
UNO	10	1-3	1-2	0-0	0	2	0	0	0	0	3	+1
vs. Illinois State	3	0-0	0-0	0-0	1	1	0	0	0	1	0	+3
vs. Akron	6	0-1	0-1	0-0	1	0	0	0	0	1	0	+3
vs. Kansas State	4	1-2	0-1	0-0	2	1	0	0	0	1	2	+2
Wofford	DNP-Coach's Decision											
UT Arlington	4	0-1	0-0	0-0	1	0	0	0	0	0	0	-5
vs. Wake Forest	DNP-Coach's Decision											
NC Central	DNP-Coach's Decision											
Winthrop	DNP-Coach's Decision											
East Tennessee State	3	0-0	0-0	0-0	0	0	0	1	0	0	0	-3
Arkansas	DNP-Coach's Decision											
at Kentucky	DNP-Coach's Decision											
at Texas A&M	DNP-Coach's Decision											
Florida	17	2-4	2-3	0-0	1	0	0	0	0	0	6	+2
at Alabama	14	1-6	0-2	0-0	2	0	1	0	0	2	2	-11
Auburn	3	0-1	0-1	0-0	0	1	0	0	0	0	0	-6
Tennessee	DNP-Coach's Decision											
at Arkansas	2	0-0	0-0	0-0	0	0	0	1	0	0	0	-8
Texas Tech	DNP-Coach's Decision											
at Missouri												
Alabama												
at Mississippi State												
Texas A&M												
at Georgia												
South Carolina												
Vanderbilt												
at Ole Miss												
Missouri												
at Florida												
SEC Tournament												

Ward's Career Stats

YEAR	GP-GS	MIN/AVG	FG-FGA	PCT.	3FG-FGA	PCT.	FT-FTA	PCT.	REB-AVG	PF-FO	AST	TO	BLK	STL	PTS-AVG.
22-23	11-0	72/6.6	5-19	.263	3-11	.273	0-0	.000	8-0.7	5-0	1	2	0	5	13-1.2
TOTALS	11-0	72/6.6	5-19	.263	3-11	.273	0-0	.000	8-0.7	5-0	1	2	0	5	13-1.2



DEREK FOUNTAIN

Forward • 6-10 • 225 • Junior • TR • Holly Springs, Mississippi (Miss. State)

20

Top Performances

Points	
Season:	17, vs. NCCU, 12/13/22
Career:	20, vs. LSU, 2/10/21

Rebounds	
Season:	14, vs. NCCU, 12/13/22
Career:	14, vs. NCCU, 12/13/22

Field Goals Made	
Season:	6, vs. NCCU, 12/13/22
Career:	8, vs. LSU, 2/10/21

3 PT FG Made	
Season:	1, twice
Career:	4, vs. LSU, 2/10/21

Free Throws Made	
Season:	9, at Alabama, 1/14/23
Career:	9, at Alabama, 1/14/23

Assists	
Season:	2, three times
Career:	3, three times

Blocks	
Season:	2, twice
Career:	2, 6 times

Steals	
Season:	7, vs. UNO, 11/17/22
Career:	7, vs. UNO, 11/17/22

Minutes Played	
Season:	30, three times

Top Career Scoring Games

- 20 – vs. LSU, 2/10/21
- 17 -- vs. NCCU, 12/13/22
- 15 -- vs. UNO, 11/17/22
- 15 – vs. Louisiana Tech, 3/27/21
- 14 -- vs. Arkansas, 12/28/22
- 11 -- vs. ETSU, 12/21/22
- 11 -- vs. Wake Forest, 12/10/22
- 10 -- vs. Texas Tech, 1/28/23
- 10 – vs. Saint Louis, 3/20/21
- 10 – vs. Georgia State, 12/14/21

[Complete bio](#)

Junior Season (2022-23)


Fountain has a strong 17 minutes off the bench, hitting four field goals and 6-of-6 at the line vs. UNO (11/17) to score 15 points with 7 steals ... Started his first LSU game against Wake FOrest (12/10), played 30 minutes and scored 11 points ... At his first college double double with 17 points and 14 rebounds against NCCU (12/13) ... Second double double in the win over Arkansas (12/28) wtih 14 points, 10 rebounds ... Sixth double figure scoring game against Texas Tech with 10 (1/28)

Fountain's Game-by-Game Statistics

2022-23	MIN	FG	3FG	FT	REB	PF/D	A	TO	BLK	STL	PTS	+/-
OPPONENT												
Kansas City	11	1-1	0-0	2-2	3	3	0	1	0	1	4	+5
Arkansas State	19	0-1	0-0	0-0	5	1	0	2	0	0	0	0
UNO	17	4-5	1-1	6-6	8	1	2	1	0	7	15	+20
vs. Illinois State	20	2-2	0-0	0-0	3	2	1	2	0	0	4	+6
vs. Akron	21	2-3	0-0	1-1	3	4	1	1	2	1	5	+9
vs. Kansas State	13	1-2	0-0	1-2	1	3	0	1	0	0	3	-4
Wofford	13	0-0	0-0	2-2	1	5-1	0	0	0	2	2	+13
UT Arlington	19	3-5	1-1	1-2	6	4	0	2	0	0	8	+15
vs. Wake Forest	30	4-5	0-0	3-6	5	1	0	2	0	4	11	+13
NC Central	30	6-9	0-0	5-9	14	2	1	0	2	1	17	+11
Wlnthrop	31	4-7	0-1	0-0	7	4	2	0	1	2	8	+15
East Tennessee State	27	4-5	0-0	3-3	8	3	2	3	0	1	11	+3
Arkansas	29	5-9	0-1	4-5	10	2	1	2	1	2	14	+8
at Kentucky	25	3-4	0-0	0-0	8	2	2	1	0	1	6	+6
at Texas A&M	21	1-3	0-0	0-0	3	5-1	1	1	0	1	2	-8
Florida	30	3-4	0-0	2-2	6	5-1	2	3	0	1	8	+8
at Alabama	21	0-9	0-4	9-10	2	1	0	3	0	1	9	-22
Auburn	26	1-6	0-1	0-0	5	2	0	2	1	1	2	-17
Tennessee	20	2-3	0-0	2-2	3	3	0	3	0	0	6	-8
at Arkansas	24	1-3	0-0	3-4	6	4	1	2	0	2	5	-8
Texas Tech	22	3-5	0-1	4-4	6	3	0	0	1	0	10	-2
at Missouri												
Alabama												
at Mississippi State												
Texas A&M												
at Georgia												
South Carolina												
Vanderbilt												
at Ole Miss												
Missouri												
at Florida												
SEC Tournament												

Fountain's Career Stats

YEAR	GP-GS	MIN/AVG	FG-FGA	PCT.	3FG-FGA	PCT.	FT-FTA	PCT.	REB.-AVG	PF-FO	AST	TO	BLK	STL	PTS-AVG
AT MISS. STATE															
20-21	19-10	375/19.7	40-83	.482	15-39	.385	7-11	.636	57-3.0	30-0	17	23	9	10	102-5.4
21-22	25-3	210/8.4	15-44	.341	2-12	.167	14-18	.778	44-1.8	17-0	11	8	6	11	46-1.8
AT LSU															
22-23	21-13	471/22.4	50-91	.549	2-10	.200	48-60	.800	113-5.4	60-3	16	32	8	28	150-7.1
TOTALS	65-26	1056/16.2	105-218	.482	19-61	.311	69-89	.775	214-3.3	107-3	44	63	23	49	298-4.6



SHAWN PHILLIPS

Forward • 7-0 • 245 • Freshman • HS • Dayton, Ohio (Dream City Christian School)

34

Top Performances

Points
Season: 4, vs. UNO, 11/17/22
Career:

Rebounds
Season: 4, at Alabama, 1/14/23
Career:

Field Goals Made
Season: 1, at Alabama, 1/14/23
Career:

3 PT FG Made
Season:
Career:

Free Throws Made
Season: 4, vs. UNO, 11/17/22
Career:

Assists
Season: 1, vs. UNO, 11/17/22
Career:

Blocks
Season:
Career:

Steals
Season: 1, at Alabama, 1/14/23
Career:

Minutes Played
Season: 13, at Alabama, 1/14/23

Top Career Scoring Games

- 1. 4 vs. UNO, 11/17/22
- 2. 2 at Alabama, 1/14/23

Complete bio

Freshman Season (2022-23)

Phillips' Game-by-Game Statistics

2022-23	OPPONENT	MIN	FG	3FG	FT	REB	PF/D	A	TO	BLK	STL	PTS	+/-
	Kansas City	2	0-1	0-0	0-0	0	2	0	0	0	0	0	-5
	Arkansas State	2	0-0	0-0	0-0	1	0	0	1	0	0	0	-2
	UNO	4	0-0	0-0	4-4	1	4	1	1	0	0	4	-3
	vs. Illinois State	1	0-0	0-0	0-0	0	0	0	0	0	0	0	-4
	vs. Akron	DNP-Coach's Decision											
	vs. Kansas State	DNP-Coach's Decision											
	Wofford	DNP-Coach's Decision											
	UT Arlington	DNP-Coach's Decision											
	vs. Wake Forest	DNP-Coach's Decision											
	NC Central	DNP-Coach's Decision											
	Wlnthrop	DNP-Coach's Decision											
	East Tennessee State	DNP-Coach's Decision											
	Arkansas	4	0-1	0-0	0-0	1	0	0	0	0	0	0	+2
	at Kentucky	3	0-0	0-0	0-0	0	1	0	0	0	0	0	-2
	at Texas A&M	1	0-0	0-0	0-0	0	0	0	0	0	0	0	-2
	Florida	DNP-Coach's Decision											
	at Alabama	13	1-2	0-0	0-0	4	1	0	1	0	1	2	-13
	Auburn	3	0-0	0-0	0-0	0	0	0	0	0	0	0	-3
	Tennessee	4	0-0	0-0	0-0	0	0	0	0	0	0	0	-1
	at Arkansas	DND-injury											
	Texas Tech	DNP-Coach's Decision											
	at Missouri												
	Alabama												
	at Mississippi State												
	Texas A&M												
	at Georgia												
	South Carolina												
	Vanderbilt												
	at Ole Miss												
	Missouri												
	at Florida												
	SEC Tournament												

Phillips' Career Stats

YEAR	GP-GS	MIN/AVG	FG-FGA	PCT.	3FG-FGA	PCT.	FT-FTA	PCT.	REB.-AVG	PF-FO	AST	TO	BLK	STL	PTS-AVG.
22-23	10-0	38/3.8	1-4	.250	0-0	.000	4-4	1.000	7-0.7	8-0	1	3	0	1	6-0.6
TOTALS	10-0	38/3.8	1-4	.250	0-0	.000	4-4	1.000	7-0.7	8-0	1	3	0	1	6-0.6



ADAM MILLER

Guard • 6-3 • 190 • Sophomore • RS • Peoria, Illinois (Illinois)

44

Top Performances

Points	
Season:	26, twice
Career:	28, vs. NC A&T, 11/25/20

Rebounds	
Season:	4, vs. Wofford, 11/27/22
Career:	7, twice

Field Goals Made	
Season:	9, three times
Career:	10, vs. NC A&T, 11/25/20

3 PT FG Made	
Season:	6, vs. Wofford, 11/27/22
Career:	6, twice

Free Throws Made	
Season:	8, vs. Illinois State, 11/21/22
Career:	8, vs. Illinois State, 11/21/22

Assists	
Season:	3, three times
Career:	3, five times

Blocks	
Season:	1, three times
Career:	1, four times

Steals	
Season:	2, four times
Career:	2, nine times

Minutes Played	
Season:	39, twice

Top Career Scoring Games

- 28, vs. NC A&T, 11/25/20
- 26, vs. Wofford, 11/26/22
- 26, vs. Ark. State, 11/12/22
- 23, vs. Akron, 11/22/22
- 20, vs. Texas Tech, 1/28/23
- 18, vs. Kansas City, 11/9/22
- 18, vs. Nebraska, 2/25/21
- 16, at A&M, 1/7/23
- 15, at Kentucky, 1/3/23
- 15, vs. Chicago State, 11/26/20

Complete bio

Sophomore Season (2022-23)

In his first action since March 2021, Miller played 34 minutes and hit four treys in an 18-point performance ... Miller was just two below his career scoring average with 26 against Arkansas State (11/22) ... 26 for the second time this season, this time against Wofford (11/27) ... Tied career high with six treys, including one late that put LSU ahead for good ... Five treys in the game at Kentucky (1/3), most since Nov. 27, ninth double figure scoring game of the season ... Second straight game for the Tigers with five three-point field goals (at A&M, 1/7) ... Fourth 20th point game of season vs. Texas Tech (1/28).

Miller's Game-by-Game Statistics

2022-23	MIN	FG	3FG	FT	REB	PF/D	A	TO	BLK	STL	PTS	+/-
OPPONENT												
Kansas City	34	6-14	4-9	2-2	3	0	2	1	0	2	18	+11
Arkansas State	39	9-15	4-9	4-4	3	1	1	0	0	0	26	+7
UNO	23	2-8	1-7	2-2	2	1	1	1	0	1	7	+17
vs. Illinois State	32	2-9	1-5	8-8	0	1	3	1	0	0	13	+15
vs. Akron	39	9-15	5-9	0-0	2	4	2	6	0	0	23	+16
vs. Kansas State	30	4-12	2-8	1-2	2	3	1	1	0	0	11	-6
Wofford	38	9-13	6-9	2-4	4	1	0	3	1	2	26	+4
UT Arlington	37	3-8	2-7	3-4	1	1	0	3	1	1	11	+4
vs. Wake Forest	37	1-10	1-6	0-0	1	1	1	2	0	0	3	-1
NC Central	28	0-10	0-8	1-2	1	3	2	3	0	0	1	+10
Wlnthrop	32	5-15	2-10	2-2	3	1	3	2	1	0	14	+6
East Tennessee State	32	3-10	0-5	3-3	2	0	1	2	0	1	9	+7
Arkansas	29	2-9	1-3	2-2	4	1	2	1	0	0	7	-6
at Kentucky	33	5-15	5-13	0-0	1	0	2	0	0	0	15	0
at Texas A&M	34	5-10	5-8	1-2	1	1	1	1	0	1	16	-11
Florida	34	2-12	1-8	3-4	3	3	0	3	0	1	8	-13
at Alabama	31	2-5	2-2	3-5	4	3	1	1	0	0	9	-26
Auburn	36	2-11	1-8	0-0	3	3	3	4	0	1	5	-17
Tennessee	29	1-5	0-3	1-1	2	3	0	6	0	0	3	-18
at Arkansas	34	3-12	1-6	2-3	0	2	1	1	0	1	9	-14
Texas Tech	34	6-12	5-10	3-4	3	4	1	2	0	2	20	-4
at Missouri												
Alabama												
at Mississippi State												
Texas A&M												
at Georgia												
South Carolina												
Vanderbilt												
at Ole Miss												
Missouri												
at Florida												
SEC Tournament												

Adam Miller's Career Stats

YEAR	GP-GS	MIN/AVG	FG-FGA	PCT.	3FG-FGA	PCT.	FT-FTA	PCT.	REB-AVG	PF-FO	AST	TO	BLK	STL	PTS-AVG
AT ILLINOIS															
20-21	31-31	792/25.5	90-230	.391	52-153	.450	26-38	.684	86-2.8	71-1	25	33	1	18	258-8.3
AT LSU															
22-23	21-21	695/33.1	81-230	.352	49-153	.320	43-54	.796	45-2.1	37-0	28	44	3	13	254-12.1
TOTALS 52-52		1487/28.6	171-460	.372	101-306	.330	69-92	.750	131-2.5	108-1	53	77	4	31	512-9.8

2022-23 Starting Lineups

GAMES TOTAL (GAME #)	GUARD	GUARD	GUARD/ FORWARD	FORWARD	FORWARD/ CENTER	W-L	PCT.
Game 1, 2, 3, 4, 5, 6, 7, 8	Hill	Miller	Reed	Wilkinson	KJ Williams	7-1	.875
Game 9	Hill	Miller	Fountain	Wilkinson	KJ Williams	1-0	1.000
Game 10, 11, 12, 13, 14	Hill	Miller	Hayes	Fountain	KJ Williams	4-1	.800
Game 15	Hannibal	Miller	Hayes	Fountain	KJ Williams	0-1	.000
Game 16, 17	Hannibal	Miller	Hill	Fountain	KJ Williams	0-2	.000
Game 18, 19, 21	J. Williams	Miller	Hayes	Fountain	KJ Williams	0-3	.000
Game 20	J. Williams	Miller	Reed	Fountain	KJ Williams	0-1	

Tigers Record When ...

CATEGORY	22-23	21-22
Lead After First Half	9-2	16-4
Lead After 30 Minutes	10-1	15-2
Lead After 35 Minutes	9-0	18-3
Outshoot Opponent	10-1	21-1
Ourrebound Opponent	7-1	13-4
More Assists	10-1	15-5
More FT Attempts	9-4	11-1
More 3FG Made	7-3	9-4
More Turnovers	2-5	5-3
More Points In Paint	9-1	19-5
More 2nd Chance Points	4-3	12-5
More Fast Break Points	7-1	19-7
More Points Off Turnovers	9-0	20-5
More Bench Points	8-4	18-8
Shoot Under 40 Percent	1-6	3-8
Shoot 40-49 Percent	8-3	12-4
Shoot 50-59 Percent	3-0	7-0
Shoot over 60 Percent		
Grab 40+ Rebounds	3-1	11-1
Grab 50+ Rebounds		2-0
Post 15+ Assists	6-1	10-3
Grabs 10+ Steals	2-1	16-4
Score Below 70 Points	5-8	7-1
Score 70-79 Points	5-1	7-3
Score 80-89 Points	1-0	6-0
Score 90-99 Points	1-0	1-0
Score 100 or More Points		1-0

CATEGORY	22-23	2021-22
Trail After First Half	3-7	6-8
Trail After 30 Minutes	2-7	5-10
Trail After 35 Minutes	2-8	2-9
Outshot by Opponent	2-8	1-11
Outrebounded by Opp.	5-7	6-7
More Assists by Opponent	1-8	5-4
More FT Attempts By Opp.	2-5	10-8
More 3FG by Opponent	3-5	10-7
More Turnovers by Opp.	9-3	15-8
More Pts In Paint by Opp.	3-7	2-6
More 2nd Chance Pts Opp.	7-6	10-6
More Fast Break Points Opp.	5-8	3-5
More Pts Off TOs by Opp.	2-9	3-5
More Bench Points by Opp.	4-5	5-3
Opp. Shoots Under 40 Pct.	5-1	16-2
Opp. Shoots 40-49 Pct.	5-7	6-9
Opp. Shoots 50-59 Pct.	2-1	0-1
Shoot over 60 percent		
Opps. Grabs 40+ Rebounds	1-1	3-5
Opp. Grabs 50+ Rebounds	0-1	
Opp. Posts 15+ Assists	0-4	1-3
Opp. Grabs 10+ Steals	0-1	2-3
Opp. Score Below 70 Points	9-5	21-3
Opp. Score 70-79 Points	2-3	1-9
Opp. Score 80-89 Points	1-0	
Opp. Score 90-99 Points		
Opp. Score 100 or More Pts.	0-1	

CATEGORY	22-23	21-22
Tied After First Half		
Tied After 30 Minutes	0-1	2-0
Tied After 35 Minutes	1-0	2-0
FG Percentage Tied		
Rebounds Tied	0-1	3-1
Assists tied	1-0	2-2
LSU 10+ 3FG Made	3-1	3-1
3 FG Made Tied	1-1	3-1
Opp. 10+ 3FG Made	2-3	2-3
2 Player With 10+ Rebounds	1-0	1-0
4 Players With 10+ Points	1-0	9-1
Gms Decided by 3 or Less	3-2	1-3
Games Decided by 4-5 Pts	2-0	3-3
Games Decided by 6-10 Pts	3-1	4-3
Games Decided by 11-19 Pts	3-3	7-3
Games Decided by 20+ Pts	1-3	7-0
In WHITE Uniforms	9-4	16-3
In PURPLE Uniforms	2-4	5-9
In GOLD Uniforms	1-1	1-0
Games in November	6-1	7-0
Games in December	6-0	5-1
Games in Janaury	0-8	4-4
Games in February		4-4
Games in March		2-3
Games on Mon/Tues/Wed.	6-5	11-5
Games on Sat/Sun	4-4	7-5
Games on Thurs/Friday	2-0	4-2

2022-23 Tigers by the Numbers

PLAYER	10+ PTS	20+ PTS	30+PTS	10+REB	5+AST	3+BLK	3+ STL			HIGH POINTS	HIGH REBS	HIGH ASSTS	HIGH STEALS	HIGH BLOCKS
0-Trae Hannibal	4			1	1		2			2	2	7	6	1
1-Cam Hayes	7	1			1					2		3	3	1
2-Corneilous Williams														
3-Justice Hill	6				7		3					11	3	
4-Kendal Coleman											1			5
5-Mwani Wilkinson											1	1	1	3
10-Brandon Egemo														
11-Justin Williams					5							3	1	
12-KJ Williams	12	3	2	4		1	2			11	11		6	11
13-Jalen Reed											3	1	1	5
15-Tyrell Ward													1	
20-Derek Fountain	5			2			2			1	5		6	3
21-Austin Montgomery														
25-Adam Benahayoune														
30-Parker Edwards														
34-Shawn Phillips														
44-Adam Miller	7	4								6		1	2	2

Tiger Leaders

2022-23 Breakdown

PLAYER DOUBLE DOUBLES	PT/AST	PT/REB	15/10 GAMES	20/10 GAMES		DUNKS	
0-Trae Hannibal						2	
1-Cam Hayes						1	
2-Corneilous Williams							
3-Justice Hill						3	
4-Kendal Coleman						4	
5-Mwani Wilkinson							
10-Brandon Egemo							
11-Justice Williams							
12-KJ Williams		5 (32)	2	2		11	
13-Jalen Reed						4	
15-Tyrell Ward							
20-Derek Fountain		2 (2)	1			3	
21-Austin Montgomery							
25-Adam Benhayoune							
30-Parker Edwards							
34-Shawn Phillips						1	
44-Adam Miller						1	

Season Team Leaders

CATEGORY	PLAYER	TOTAL
Points	KJ Williams	361
Rebounds	KJ Williams	155
Off. Rebounds	KJ Williams	57
Assists	Justice Hill	60
Steals	KJ Williams	29
Blocks	KJ Williams	20
3PT FG Made	Adam Miller	49
2PT FG Made	KJ Williams	101
Free Throws Made	Hannibal, Fountain	48
Free Throw Attempts	Trae Hannibal	69
Minutes Played	Adam Miller	695
Games Started	Miller, KJ Williams	21
Scoring Dble Figures	KJ Williams	18

Miscellaneous Scoring

(LSU/Opponent)					
OPPONENT	Paint	OFF T/O	2ND CH	FAST BR.	BENCH
Kansas City	18/17	28/26	6/9	21/7	18/16
Arkansas State	18/30	23/16	5/12	2/7	4/6
UNO	32/26	22/7	14/13	15/4	51/19
Illinois State	40/32	16/12	12/4	6/17	22/16
Akron	22/10	13/14	8/9	4/2	12/9
Kansas State	28/28	13/16	9/1	3/10	10/19
Wofford	34/30	16/15	6/14	17/12	24/16
UT Arlington	20/34	11/7	10/20	7/4	29/17
Wake Forest	32/44	21/11	14/7	17/8	19/21
NCCU	38/26	9/14	18/5	9/14	10/17
Winthrop	42/40	21/11	3/14	9/11	15/1
ETSU	38/32	12/12	10/10	6/4	13/21
Arkansas	40/36	13/4	6/11	8/7	25/0
UK	26/34	4/7	6/12	2/8	16/4
Texas A&M	10/42	10/17	5/18	6/3	9/1
Florida	24/28	5/23	19/10	1/16	10/26
Alabama	30/18	2/19	8/32	8/15	33/50
Auburn	20/32	2/15	9/7	3/5	17/22
Tennessee	32/30	7/33	12/20	1/10	23/25
Arkansas	22/28	4/18	9/5	7/15	8/6
Texas Tech	24/26	17/18	20/14	11/13	13/11

Stat Leaders

OPPONENT	POINTS	REBS	ASSTS	STLS	BLOCKS
Kansas City	Miller 18	KJ 14	Hill 7	Hill 4	KJ 3
Arkansas St.	Miller 26	Wilkinson 6	Hill 3	Hannibal 3	3 with 1
UNO	Fountain 15	Fountain 8	Hill 5	Fountain 7	Coleman 2
Illinois State	KJ Williams 33	KJ 8	Hill 5	3 with 2	3 with 1
Akron	Miller 23	2 with 5	3 with 3	KJ 3	Fountain 2
K-State	KJ Williams 17	KJ 10	Hannibal 4	Hannibal 4	3 with 1
Wofford	Miller 26	2 with 5	5 with 2	2 with 2	2 with 1
UT Arlington	KJ Williams 14	KJ Williams 9	Hill 5	KJ 2	3 with 1
Wake Forest	KJ Williams 35	KJ Williams 10	2 with 6	Fountain 4	KJ 1
NCCU	KJ Williams 18	Fountain 14	2 with 4	3 with 2	2 with 2
Winthrop	Hayes 25	2 with 7	Hannibal 6	2 with 2	Coleman 2
ETSU	KJ Williams 28	KJ Williams 12	Hill 5	KJ 3	Reed 1
Arkansas	Hannibal 19	Fountain 10	Hayes 3	2 with 2	3 with 1
UK	KJ Williams 23	Fountain 8	Hannibal 4	3 with 1	KJ 1
Texas A&M	Miller 16	KJ Williams 8	Hannibal 4	Hill 5	3 with 1
Florida	KJ Williams 23	Hannibal 12	Hill 6	Hannibal 2	none
Alabama	2 with 10	Reed 7	J Williams 5	Ward 2	none
Auburn	2 with 16	KJ Williams 8	Miller 3	KJ 2	KJ 2
Tennessee	KJ Williams 16	Reed 5	2 with 4	2 with 1	none
Arkansas	2 with 9	KJ Williams 11	J Williams 2	2 with 2	KJ 2
Texas Tech	KJ Williams 20	KJ Williams 9	J Williams 4	J. Williams 2	KJ 2

Notable

OPPONENT
Kansas City -- McMahon era gets off to winning start. Tigers struggle at times but lead for 39 minutes; KJ Williams 13-14 doubles; Hill 7 assists. 16 asts-24 FGM.
Arkansas St. -- Tigers hold A-State scoreless for seven minutes after Red Wolves closed game to two. Miller, KJ and Hill only players to make field goals.
UNO -- Tigers shut down UNO in the first half and then shoot 66.7 percent in the second half (16-of-24) for easy win. Derek Fountain off bench leads LSU with 15.
Illinois St. -- KJ Williams scored 33 points as LSU scores 45 first half points, while holding ISU to 18, shooting 59.3%. State has just 6 2-pt field goals in game.
Akron -- Tigers rally from 8 down in first half to take lead early in second half, holding Akron to 5 2H FGs to advance to finals of Cayman Islands Classic.
K-State - Tigers score at buzzer to force OT, but officials rule clock didn't start on time; reviewed final 4.7 seconds, disallowing potential tying shot by Hannibal.
Wofford -- LSU rallies from five points down with 4:26 to play. Allows no 3pt FGs in that time after allowing 11 in game. Tigers shoot 52.8% FG. Miller 26 pts.
UTA -- For the second straight game, LSU had to rally in the final minutes, this time down 4 with 6:49 to play. 10-0 run helps seal the game for LSU, 34 paint pts.
Wake Forest -- Tigers down 20, 39-19, late 1st half, rallies for win on a Juice Hill layup with 2.1 seconds to play. KJ Williams 35 pts-10 rebs, 30th career double.
NCCU -- Derek Fountain (17-14) & KJ Williams (18-12) double doubles; combining for 29 first half pts ... Fountain's 1st college double; Cam Hayes 1st LSU start.
Winthrop -- Tigers rally from 1 down at half, making 21-of-31 FGs in 2nd half; 54.7% for game; Hayes 25 pts; Hannibal 6 assts; no TO; 21-11 adv Pts Off TO.
ETSU -- Tigers go to 8-0 at home, holding off an ETSU rally in 2nd half; KJ Williams with 5th double of season (28-12); Tigers lead for 39:20; 16 asts; 27 FGs.
Arkansas -- LSU takes down No. 9 Razorbacks, taking the lead for good in the final 2:30 ... Hannibal 19 pts, Fountain double double; 13-4 advantage pts/TOS.
UK -- LSU showed toughness rallying back every time it appeared UK might sprint clear. Down 1 twice in last 2:30. KJ Williams 23 pts. 49.1% FGs, 11 3FG.
Texas A&M -- LSU could never get going after falling behind shooting 28.6% in 1st half; A&M, 42-10 paint pts adv; KJ Williams gets 1,000th career rebound.
Florida -- 15 TOs, poor shooting, while Florida shot 55% in second half, including 9-12 from inside arc, allowed Gators to make big game swing to lead. KJ 23 pts.
Alabama -- Alabama makes 14-of-33 3 PT FGs in the first half as LSU struggles from field (29.5%) ... Out rebounded 52-38 ... KJ Williams, Cam Hayes 10 pts.

Notable

OPPONENT
Auburn -- LSU shoots less than 30 percent for second straight game; closes game 1st 5 minutes of 2nd half to 2 but can't sustain; KJ, Hannibal each get 16.
Tennessee -- Tigers outshoot Tennessee from field (47.7% & 59.1% 2nd half), but gives up 33 pts. off TOs (33-7). KJ Williams scores 2,000th career point.
Arkansas -- LSU makes just 3 FGs in first half, scoring just 14 points as Arkansas builds big lead. KJ 11 rebounds. First gm no Tigers scores in double figures.
Texas Tech -- Tigers rally from eight down at half to get a 56-51 lead, but a good offensive day goes quiet, making just 1-12 last 7:33 from field. KJ 20 pts.

The Last Time LSU ...

ALL GAMES

Scoring

Less Than 50 points	40 -- at Arkansas (40-60), 1/24/23
80 or more points	89 -- vs. Winthrop (89-81), 12/17/22
90 or more points	91 -- vs. UNO (91-62), 11/17/22
100 or more points	101 -- vs. ULM (101-39), 11/9/21

Opponents Scoring

Less than 50 points	49 -- by NW St. (49-89), 12/14/21
80 or more points	81 -- by Winthrop (81-89), 12/17/22
90 or more points	91 -- by UGA (91-78), 2/23/21
100 or more points	116 -- by Alabama (106-66), 1/14/23

Field Goal Percentage

Shot less than 30 %	25.9 -- at Arkansas (14-54), 1/24/23
Shot 50 % or more	54.7 -- vs. Winthrop (35-64), 12/17/22
Shot 60 % or more	61.3 -- at Miss. State (38-62), 2/10/21
Shot 70 % or more	70.3 -- vs. Centenary (45-64), 1/15/03

Opponents Field Goal Percentage

Shot less than 30 %	25.9 -- by Akron (14-54), 11/22/22
Shot 50 % or more	51.9 -- by UK (28-54), 1/3/23
Shot 60 % or more	60.0 -- by Georgia (27-45), 2/6/14

Three-Point FG Percentage

Shot less than 10 %	9.5 -- vs. Miss. St. (2-21), 1/11/20
Shot 40 % or more	40.9 -- at A&M (9-22), 1/7/23
Shot 50 % or more	50.0 -- at Texas A&M (8-16), 2/8/22
Shot 60 % or more	66.7 -- vs. Alabama (10-15), 1/8/19

Opponents Three-Point FG Percentage

Shot less than 10 %	6.3 -- by UAB (1-16), 12/21/13
Shot 40 % or more	61.6 -- by Texas Tech (11-18), 1/28/23
Shot 50 % or more	61.6 -- by Texas Tech (11-18), 1/28/23
Shot 60 % or more	61.6 -- by Texas Tech (11-81), 1/28/23
Shot 70% or more	71.4 - by Grambling (5-7), 12/01/18

Free Throw Percentage

Shot less than 50 %	40.0 -- vs. WF (6-15), 12/10/22
Shot 80 % or more	81.3 -- vs. Florida (13-16), 1/10/23
Shot 90 % or more	94.7 -- at Arkansas (18-19), 3/2/22
Shot 100 percent	100.0 -- vs. Texas A&M (13-13), 2/4/17

Rebounds

Had less than 20 rebs	19 -- vs. Ole Miss, 1/22/11
Had 40 or more rebs	45 -- vs. NCCU, 12/13/22
Had 50 or more rebs	50 -- vs. McNeese, 11/18/21
Had 60 or more rebs	64 -- vs. N'western St, 11/16/13

Opponent Rebounds

Less than 20 rebs	18 -- by UNCG, 11/9/18
Had 40 or more rebs	52 -- by Alabama, 1/14/23
Had 50 or more rebs	52 -- by Alabama, 1/14/23

Assists

Less than 5 assists	4 -- vs. Texas A&M, 3/12/16
15 assists or more	15 -- at UK, 1/3/23
20 assists or more	20 -- vs. Lipscomb, 12/22/21
25 assists or more	26 -- vs. UNF, 12/22/17
30 or more assists	33 -- vs. Georgia State, 12/28/94

Opponent Assists

Less than 5 assists	3 -- by Kentucky, 2/23/22
15 assists or more	15 -- by Arkansas, 1/24/23
20 assists or more	20 -- by Alabama, 1/19/21
25 assists or more	26 -- by Kentucky, 3/5/16
30 assists or more	33 -- by Kentucky, 1/16/96

Blocks

0 blocks	0 -- vs. Tennessee, 1/21/23
5 or more blocks	5 -- vs. Auburn, 1/18/23
10 or more blocks	10 -- vs. Grambling, 12/1/18
15 or more blocks	16 -- vs. Alcorn State, 11/20/08

Opponent Blocks

0 blocks	0 -- by Alabama, 3/5/22
5 or more blocks	5 -- by Texas Tech, 1/28/23
10 or more blocks	14 -- by Auburn, 12/29/21

Steals

0 steals	0 -- vs. Georgia Tech, 3/17/90
10 or more steals	11 -- at A&M, 1/7/23
15 or more steals	17 -- vs. UNO, 11/17/22

Opponent Steals

0 steals	0 -- by Washington State, 12/27/08
10 or more steals	10 -- by Florida, 1/10/23
15 or more steals	15 -- by Iowa State, 3/18/22

The Last Time An LSU Player...

ALL GAMES

Scored 20 or more points.....	20 Adam Miller, vs. Texas Tech, 1/28/23
Scored 25 or more points.....	28 KJ Williams, vs. ETSU, 12/21/22
Scored 30 or more points.....	35 KJ Williams, vs. Wake Forest, 12/10/22
Scored 35 or more points.....	35 KJ Williams, vs. Wake Forest, 12/10/22
Scored 40 or more points.....	43 Ben Simmons, vs. North Florida, 12/2/15
Scored 45 or more points.....	53 Shaquille O'Neal, vs. Arkansas State, 12/18/90
Scored 50 or more points.....	53 Shaquille O'Neal, vs. Arkansas State, 12/18/90
Scored 55 or more points.....	55 Chris Jackson, vs. Ole Miss, 3/4/89
Scored 60 or more.....	64 Pete Maravich, vs. Kentucky, 2/21/70
Scored double figures in 5 straight games.....	6 KJ Williams, 1/3/23 to 1/21/23
Scored double figures in 10 straight games.....	14 Darius Days, 1/29/22 to 3/18/22
Scored double figures in 15 straight game	19 Cameron Thomas, 1/13/21 to 3/22/21
Scored double figures in 20 straight games.....	28 Ben Simmons, 11/30/15 to 3/5/16
Scored double figures in 25 straight games.....	28 Ben Simmons, 11/30/15 to 3/5/16
Scored double figures in 30 straight games.....	48 Glen Davis, 3/5/05 to 12/17/06
Scored double figures in 35 straight games.....	48 Glen Davis, 3/5/05 to 12/17/06
Scored double figures in 40 straight games.....	48 Glen Davis, 3/5/05 to 12/17/06
Scored double figures in 45 or more straight game.....	48 Glen Davis, 3/5/05 to 12/17/06
Scored 20 points or more in 2 straight games	2 Tari Eason 24 at Arkansas (3/2/22); 20 vs. Alabama (3/5/22)
Scored 20 points or more in 3 straight games	3 Tari Eason, 23 vs. Miss. State (2/12/22); 21 vs. UGA (2/16/22); 21 at South Carolina (2/19/22)
Scored 20 points or more in 4 straight games	4 Tari Eason, 25 at Texas A&M (2/8/22); 23 vs. Miss. State (2/12/22); 21 vs. UGA (2/16/22); 21 at South Carolina (2/19/22)
Scored 20 points or more in 5 straight games	5 Cam Thomas, 27 vs. Auburn (2/20/21); 21 at UGA (2/23/21); 25 at Arkansas (2/27/21); 23 vs. Vanderbilt (3/2/21); 29 at Missouri (3/6/21)
Scored 20 points or more in 6 straight games	10 Cam Thomas, 26 at Texas A&M (1/26/21); 25 vs. Texas Tech (1/30/21); 22 at Alabama (2/3/21); 25 at Miss. State (2/10/21); 25 vs. Tennessee (2/13/21); 27 vs. Auburn (2/20/21); 21 at UGA (2/23/21); 25 at Arkansas (2/27/21); 23 vs. Vanderbilt (3/2/21); 29 at Missouri, (3/6/21)
Scored 30 points or more in consecutive games	2 Marcus Thornton, 31 vs. Miss. State (1/21/09); 30 vs. Xavier (1/24/09)
Made 10-14 field goals in a game.....	11 KJ Williams, vs. ETSU, 12/21/22
Made 15 or more field goals in a game	15 Ben Simmons, vs. N. Florida, 12/2/15
Attempted 15-19 field goals in a game	18 KJ Williams, vs. Texas Tech, 1/28/23
Attempted 20-24 field goals in a game.....	20 KJ Williams, vs. Florida, 1/10/23
Attempted 25-29 field goals in a game.....	25 Johnny O'Bryant III, at Kentucky, 2/22/14
Attempted 30 or more field goals in a game.....	34 Ronnie Henderson, vs. Oklahoma State, 12-20-94
Made 5 three pointers in a game.....	5 Adam Miller, vs. Texas Tech, 1/28/23
Made 6-9 three pointers in a game.....	7 KJ Williams, vs. Wake Forest, 12/10/22
Made 10 or more three pointers in a game.....	10 Mahmoud Abdul-Rauf, vs. Tennessee, 2-10-90
Attempted 8-10 three pointers in a game	10 Adam Miller, vs. Texas Tech, 1/28/23
Attempted 11 or more three pointers in a game.....	13 Adam Miller, at UK, 1/3/23
Had 15 or more rebounds.....	18 Darius Days, vs. LA Tech, 12/18/21
Had 20 or more rebounds.....	20 Ben Simmons vs. Marquette, 11/23/15
Had 10 or more rebounds in 2 straight games.....	2 KJ Williams, 10 vs. Wake Forest, 12/10/22; 12 vs. NCCU, 12/13/22
10 or more rebounds in 3 straight games.....	3 Darius Day 12 at TCU, 1/29/22; 13 vs. Ole Miss, 2/1/22; 11 at Vanderbilt, 2/5/22
Had 10 or more rebounds in 4 straight games.....	4 Ben Simmons, 12 at Arkansas, 2/23/16; 11 vs. Florida, 2/27/16 ; 14

The Last Time An LSU Player...

ALL GAMES

Had 10 or more rebounds in 5 straight games.....	7	vs. Missouri, 3/1/16; 11 at Kentucky, 3/5/16
Had 10 or more rebounds in 6 straight games.....	7	Ben Simmons, 16, vs. South Alabama, 11/19/15; 20 vs. Marquette, 11/23/15; 14 vs. NC State, 11/24/15; 18 at Charleston, 11/30/15; 14 vs. North Florida, 12/2/15, 14 at Houston, 12/13/15; vs. Gardner-Webb, 12/16/15
Had 10 or more rebounds in 7 straight games.....	7	Ben Simmons, 16, vs. South Alabama, 11/19/15; 20 vs. Marquette, 11/23/15; 14 vs. NC State, 11/24/15; 18 at Charleston, 11/30/15; 14 vs. North Florida, 12/2/15, 14 at Houston, 12/13/15; vs. Gardner-Webb, 12/16/15
Had 10 or more rebounds in 8 or more games	8	Ben Simmons, 16, vs. South Alabama, 11/19/15; 20 vs. Marquette, 11/23/15; 14 vs. NC State, 11/24/15; 18 at Charleston, 11/30/15; 14 vs. North Florida, 12/2/15, 14 at Houston, 12/13/15; vs. Gardner-Webb, 12/16/15
Had 9 offensive rebounds in a game.....	9	Glen Davis, 11 at Alabama, 2/4/06; 16 vs. Arkansas, 2/8/06; 15 at Florida, 2/11/06; 13 vs. Miss. State, 2/15/06; 11 at Auburn, 2/18/06; 11 at Vandy, 2/22/06; 15 vs. Kentucky, 2/25/06; 10 at S. Carolina, 2/28/06
Had 10-13 defensive rebounds in a game.....	11	Darius Days vs. Arkansas, 1/8/20
Had 14 or more defensive rebounds in a game.....	15	Darius Days vs. LA Tech, 12/18/21
Had 8 or more assists.....	9	Ben Simmons, vs. Arkansas, 1/16/16
Had 10 or more assists.....	10	Brandon Murray, vs. Missouri, 3/10/22
Had 15 or more assists.....	18	Xavier Pinson, vs. Georgia, 2/16/22
Had 5 or more blocks in a game.....	5	Randy Livingston, vs. George Mason, 12-3-94
Had 8 or more blocks in a game.....	9	Kavell Bigby-Williams, at Ole Miss, 1/15/19
Had 10 or more blocks in a game	11	Kavell Bigby-Williams, vs. Grambling, 12/1/18
Had 5 or more steals in a game	5	Stromile Swift, vs. Alabama, 2-10-99
Had 8 or more steals in a game	8	Justice Hill, at Texas A&M, 1/7/23
Had 10 or more steals in a game.....	10	Tremont Waters, vs. ULM, 12/28/18
Had a double-double		Shawn Griggs, vs. Tennessee, 2-23-91
Had a double-double in 2 or more straight games.....	2	Derek Fountain, 14 pts-10 rebs, vs. Arkansas, 12/28/22
Had a double-double in 4 or more straight games.....	4	KJ Williams, 35 pts-10 rebs, vs. Wake Forest, 12/10/22; 18 pts-12 rebs. vs. NCCU, 12/13/22
Had a double-double in 5 or more straight games.....	7	Ben Simmons at Arkansas, 23 pts.-12 reb., 2/23/16; vs. Florida, 22 pts.-11 reb. , 2/27/16; vs. Missouri, 22 pts.-14 reb., 3/1/16; at Kentucky, 17 pts.-11 reb., 3/5/16
Had a triple-double	51	Ben Simmons, vs. South Alabama, 23 pts-16 rebs, 11/19/15; vs. Marquette, 21 pts-20 rebs, 11/23/15; vs. NC State, 14 rebs-10 assts, 11/24/15; at Charleston, 15 pts-18 rebs, 11/30/15; vs. North Florida, 43; pts-11 rebs, 12/2/15; at Houston, 13 pts-14 rebs, 12/13/15; vs. Gardner-Webb, 11 pts-12 rebs, 12/16/15
Played 40 minutes in a game.....	41	Tim Quarterman, vs. Ole Miss, 18 pts-10 reb-10 asst, 2/28/15
Played 41 or more in a game	41	Brandon Murray, vs. Alabama, 3/5/22
Played 50 or more minutes in a game.....	54	Brandon Murray, vs. Alabama, 3/5/22
	54	Charles Carmouche, vs. Alabama, 2/23/13
	51	Johnny O'Bryant III, vs. Alabama, 2/23/13



2022-23 LSU Men's Basketball Combined Team Statistics All games

Page 1/1
as of Jan 28, 2023

Game Records

Record	Overall	Home	Away	Neutral
ALL GAMES	12-9	9-4	0-4	3-1
CONFERENCE	1-7	1-3	0-4	0-0
NON-CONFERENCE	11-2	8-1	0-0	3-1

Score by Periods

Team	1st	2nd	OT	TOT
LSU	677	721	0	1398
Opponents	685	735	0	1420

Team Box Score

No.	Player				Total		3-Point		F-Throw		Rebounds													
		GP-GS	MIN	AVG	FG-FGA	FG%	3FG-3FGA	3FG%	FT-FTA	FT%	OFF	DEF	TOT	AVG	PF	DQ	A	TO	BLK	STL	PTS	AVG		
12	WILLIAMS, KJ	21-21	669:12	31.9	139-284	.489	38-88	.432	45-58	.776	57	98	155	7.4	51	0	19	33	20	29	361	17.2		
44	MILLER, Adam	21-21	695:16	33.1	81-230	.352	49-153	.320	43-54	.796	3	42	45	2.1	37	0	28	44	3	13	254	12.1		
1	HAYES, Cam	19-9	404:56	21.3	52-113	.460	21-59	.356	21-26	.808	1	40	41	2.2	26	0	37	20	2	11	146	7.7		
20	FOUNTAIN, Derek	21-13	471:16	22.4	50-91	.549	2-10	.200	48-60	.800	47	66	113	5.4	60	3	16	32	8	28	150	7.1		
3	HILL, Justice	18-16	461:08	25.6	44-146	.301	19-68	.279	14-27	.519	6	28	34	1.9	16	0	60	29	1	21	121	6.7		
0	HANNIBAL, Trae	21-3	436:12	20.8	46-105	.438	1-4	.250	48-69	.696	25	67	92	4.4	37	0	51	42	2	17	141	6.7		
11	WILLIAMS, Justice	16-4	285:03	17.8	24-67	.358	4-23	.174	12-20	.600	8	18	26	1.6	17	0	26	16	0	8	64	4.0		
13	REED, Jalen	21-9	337:49	16.1	20-53	.377	2-6	.333	20-42	.476	19	46	65	3.1	39	0	9	26	9	8	62	3.0		
5	WILKINSON, Mwani	12-9	156:19	13.0	11-27	.407	8-18	.444	1-2	.500	2	17	19	1.6	19	0	10	7	3	6	31	2.6		
4	COLEMAN, Kendal	21-0	169:07	8.1	19-35	.543	0-0	.000	11-18	.611	16	29	45	2.1	27	0	2	7	8	4	49	2.3		
15	WARD, Tyrell	11-0	72:16	6.6	5-19	.263	3-11	.273	0-0	.000	3	5	8	0.7	5	0	1	2	0	5	13	1.2		
34	PHILLIPS JR., Shawn	10-0	38:06	3.8	1-4	.250	0-0	.000	4-4	1.000	2	5	7	0.7	8	0	1	3	0	1	6	0.6		
10	EGEMO, Brandon	1-0	01:07	1.1	0-0	.000	0-0	.000	0-0	.000	0	1	1	1.0	0	0	0	0	0	0	0	0.0		
25	BENHAYOUNE, Adam	1-0	01:07	1.1	0-0	.000	0-0	.000	0-0	.000	0	0	0	0.0	0	0	0	0	0	0	0	0.0		
30	EDWARDS, Parker	1-0	01:07	1.1	0-1	.000	0-1	.000	0-0	.000	0	0	0	0.0	0	0	0	0	0	0	0	0.0		
Team											35	39	74					10						
Total		21	4200		492-1175	.419	147-441	.333	267-380	.703	224	501	725	34.5	342	3	260	271	56	151	1398	66.6		
Opponents		21	4200		518-1199	.432	152-490	.310	232-329	.705	224	509	733	34.9	347	8	256	268	72	131	1420	67.6		

Team Statistics

	LSU	OPP
Scoring	1398	1420
Points per game	66.6	67.6
Scoring margin	-1.0	-
Field goals-att	492-1175	518-1199
Field goal pct	.419	.432
3 point fg-att	147-441	152-490
3-point FG pct	.333	.310
3-pt FG made per game	7.0	7.2
Free throws-att	267-380	232-329
Free throw pct	.703	.705
F-Throws made per game	12.7	11.0
Rebounds	725	733
Rebounds per game	34.5	34.9
Rebounding margin	-0.4	-
Assists	260	256
Assists per game	12.4	12.2
Turnovers	271	268
Turnovers per game	12.9	12.8
Turnover margin	-0.1	-
Assist/turnover ratio	1.0	1.0
Steals	151	131
Steals per game	7.2	6.2
Blocks	56	72
Blocks per game	2.7	3.4
Winning streak	0	-
Home win streak	0	-
Attendance	121439	61603
Home games-Avg/Game	13-9341	4-15401
Neutral site-Avg/Game	-	4-3161

Team Results

Date	Opponent		Score	Att.
11/09/2022	Kansas City	W	74-63	9338
11/12/2022	Arkansas St.	W	61-52	9011
11/17/2022	New Orleans	W	91-62	9224
11/21/2022	vs Illinois St.	W	77-61	1250
11/22/2022	vs Akron	W	73-58	1200
11/23/2022	vs Kansas St.	L	59-61	2400
11/27/2022	Wofford	W	78-75	8428
12/02/2022	UT Arlington	W	63-59	9145
12/10/2022	vs Wake Forest	W	72-70	7795
12/13/2022	N.C. Central	W	67-57	8212
12/17/2022	Winthrop	W	89-81	9067
12/21/2022	ETSU	W	72-68	9059
12/28/2022	Arkansas	W	60-57	10428
01/03/2023	at Kentucky	L	71-74	19610
01/07/2023	at Texas A&M	L	56-69	9319
01/10/2023	Florida	L	56-67	9159
01/14/2023	at Alabama	L	66-106	13474
01/18/2023	Auburn	L	49-67	9967
01/21/2023	Tennessee	L	56-77	10462
01/24/2023	at Arkansas	L	40-60	19200
01/28/2023	Texas Tech	L	68-76	9939



2022-23 LSU Men's Basketball Combined Team Statistics In Conference games

Page 1/1
as of Jan 25, 2023

Game Records

Record	Overall	Home	Away	Neutral
ALL GAMES	1-7	1-3	0-4	0-0
CONFERENCE	1-7	1-3	0-4	0-0
NON-CONFERENCE	0-0	0-0	0-0	0-0

Score by Periods

Team	1st	2nd	OT	TOT
LSU	192	262	0	454
Opponents	288	289	0	577

Team Box Score

No.	Player				Total		3-Point		F-Throw		Rebounds													
		GP-GS	MIN	AVG	FG-FGA	FG%	3FG-3FGA	3FG%	FT-FTA	FT%	OFF	DEF	TOT	AVG	PF	DQ	A	TO	BLK	STL	PTS	AVG		
12	WILLIAMS, KJ	8-8	260:46	32.6	41-99	.414	13-37	.351	20-26	.769	16	31	47	5.9	17	0	5	12	7	8	115	14.4		
0	HANNIBAL, Trae	8-3	187:27	23.4	30-64	.469	1-3	.333	19-29	.655	14	28	42	5.3	14	0	17	18	1	6	80	10.0		
44	MILLER, Adam	8-8	260:30	32.6	22-79	.278	16-51	.314	12-17	.706	1	17	18	2.3	16	0	10	17	0	4	72	9.0		
20	FOUNTAIN, Derek	8-8	196:59	24.6	16-41	.390	0-6	.000	20-23	.870	20	23	43	5.4	24	2	7	17	2	9	52	6.5		
1	HAYES, Cam	7-5	172:29	24.6	15-44	.341	6-24	.250	4-4	1.000	0	18	18	2.6	7	0	13	3	0	1	40	5.7		
11	WILLIAMS, Justice	8-3	164:58	20.6	12-35	.343	4-9	.444	9-10	.900	3	11	14	1.8	12	0	15	8	0	2	37	4.6		
3	HILL, Justice	5-4	109:36	21.9	5-28	.179	4-20	.200	0-3	.000	1	10	11	2.2	4	0	9	11	0	6	14	2.8		
13	REED, Jalen	8-1	113:50	14.2	7-25	.280	0-2	.000	4-13	.308	8	18	26	3.3	17	0	2	9	3	1	18	2.3		
15	WARD, Tyrell	4-0	36:11	9.0	3-11	.273	2-6	.333	0-0	.000	1	2	3	0.8	1	0	1	1	0	2	8	2.0		
4	COLEMAN, Kendal	8-0	56:07	7.0	4-10	.400	0-0	.000	6-10	.600	5	6	11	1.4	11	0	0	2	1	0	14	1.8		
5	WILKINSON, Mwani	2-0	12:37	6.3	1-1	1.000	0-0	.000	0-0	.000	0	0	0	0.0	2	0	1	1	1	1	2	1.0		
34	PHILLIPS JR., Shawn	6-0	28:30	4.8	1-3	.333	0-0	.000	0-0	.000	2	3	5	0.8	2	0	0	1	0	1	2	0.3		
Team											15	15	30					6						
Total		8	1600		157-440	.357	46-158	.291	94-135	.696	86	182	268	33.5	127	2	80	106	15	41	454	56.8		
Opponents		8	1600		210-472	.445	65-207	.314	92-126	.730	95	215	310	38.8	123	2	107	77	40	56	577	72.1		

Team Statistics

	LSU	OPP
Scoring	454	577
Points per game	56.8	72.1
Scoring margin	-15.4	-
Field goals-att	157-440	210-472
Field goal pct	.357	.445
3 point fg-att	46-158	65-207
3-point FG pct	.291	.314
3-pt FG made per game	5.8	8.1
Free throws-att	94-135	92-126
Free throw pct	.696	.730
F-Throws made per game	11.8	11.5
Rebounds	268	310
Rebounds per game	33.5	38.8
Rebounding margin	-5.3	-
Assists	80	107
Assists per game	10.0	13.4
Turnovers	106	77
Turnovers per game	13.3	9.6
Turnover margin	-3.6	-
Assist/turnover ratio	0.8	1.4
Steals	41	56
Steals per game	5.1	7.0
Blocks	15	40
Blocks per game	1.9	5.0
Winning streak	0	-
Home win streak	0	-
Attendance	40016	61603
Home games-Avg/Game	4-10004	4-15401
Neutral site-Avg/Game	-	0-0

Team Results

Date	Opponent		Score	Att.
12/28/2022	Arkansas	W	60-57	10428
01/03/2023	at Kentucky	L	71-74	19610
01/07/2023	at Texas A&M	L	56-69	9319
01/10/2023	Florida	L	56-67	9159
01/14/2023	at Alabama	L	66-106	13474
01/18/2023	Auburn	L	49-67	9967
01/21/2023	Tennessee	L	56-77	10462
01/24/2023	at Arkansas	L	40-60	19200



2022-23 LSU Men's Basketball
Category Leaders
All games

Page 1/3
as of Jan 28, 2023

Points

##	Player	G	Pts	Pts/G
12	Williams, KJ	21	361	17.2
44	Miller, Adam	21	254	12.1
20	Fountain, Derek	21	150	7.1
1	Hayes, Cam	19	146	7.7
0	Hannibal, Trae	21	141	6.7
3	Hill, Justice	18	121	6.7
11	Williams, Justice	16	64	4.0
13	Reed, Jalen	21	62	3.0
4	Coleman, Kendal	21	49	2.3
5	Wilkinson, Mwani	12	31	2.6
15	Ward, Tyrell	11	13	1.2
34	Phillips Jr., Shawn	10	6	0.6

Scoring Average

##	Player	G	Pts	Pts/G
12	Williams, KJ	21	361	17.2
44	Miller, Adam	21	254	12.1
1	Hayes, Cam	19	146	7.7
20	Fountain, Derek	21	150	7.1
3	Hill, Justice	18	121	6.7
0	Hannibal, Trae	21	141	6.7
11	Williams, Justice	16	64	4.0
13	Reed, Jalen	21	62	3.0
5	Wilkinson, Mwani	12	31	2.6
4	Coleman, Kendal	21	49	2.3
15	Ward, Tyrell	11	13	1.2
34	Phillips Jr., Shawn	10	6	0.6

Field Goal Percentage

##	Player	FG	Att	Pct
20	Fountain, Derek	50	91	.549
4	Coleman, Kendal	19	35	.543
12	Williams, KJ	139	284	.489
1	Hayes, Cam	52	113	.460
0	Hannibal, Trae	46	105	.438
5	Wilkinson, Mwani	11	27	.407
13	Reed, Jalen	20	53	.377
11	Williams, Justice	24	67	.358
44	Miller, Adam	81	230	.352
3	Hill, Justice	44	146	.301
15	Ward, Tyrell	5	19	.263
34	Phillips Jr., Shawn	1	4	.250

Field Goal Attempts

##	Player	G	Att	Att/G
12	Williams, KJ	21	284	13.5
44	Miller, Adam	21	230	11.0
3	Hill, Justice	18	146	8.1
1	Hayes, Cam	19	113	5.9
0	Hannibal, Trae	21	105	5.0

Field Goals Made

##	Player	G	Made	Made/G
12	Williams, KJ	21	139	6.6
44	Miller, Adam	21	81	3.9
1	Hayes, Cam	19	52	2.7
20	Fountain, Derek	21	50	2.4
0	Hannibal, Trae	21	46	2.2

3-Point FG Percentage

##	Player	3FG	Att	Pct
5	Wilkinson, Mwani	8	18	.444
12	Williams, KJ	38	88	.432
1	Hayes, Cam	21	59	.356
13	Reed, Jalen	2	6	.333
44	Miller, Adam	49	153	.320
3	Hill, Justice	19	68	.279
15	Ward, Tyrell	3	11	.273
0	Hannibal, Trae	1	4	.250
20	Fountain, Derek	2	10	.200
11	Williams, Justice	4	23	.174

3-Point FG Attempts

##	Player	G	Att	Att/G
44	Miller, Adam	21	153	7.3
12	Williams, KJ	21	88	4.2
3	Hill, Justice	18	68	3.8
1	Hayes, Cam	19	59	3.1
11	Williams, Justice	16	23	1.4

3-Point FG Made

##	Player	G	Made	Made/G
44	Miller, Adam	21	49	2.3
12	Williams, KJ	21	38	1.8
1	Hayes, Cam	19	21	1.1
3	Hill, Justice	18	19	1.1
5	Wilkinson, Mwani	12	8	0.7



2022-23 LSU Men's Basketball
Category Leaders
All games

Page 2/3
as of Jan 28, 2023

Free Throw Percentage

##	Player	Made	Att	Pct
34	Phillips Jr., Shawn	4	4	1.000
1	Hayes, Cam	21	26	.808
20	Fountain, Derek	48	60	.800
44	Miller, Adam	43	54	.796
12	Williams, KJ	45	58	.776
0	Hannibal, Trae	48	69	.696
4	Coleman, Kendal	11	18	.611
11	Williams, Justice	12	20	.600
3	Hill, Justice	14	27	.519
5	Wilkinson, Mwani	1	2	.500
13	Reed, Jalen	20	42	.476

Free Throw Attempts

##	Player	G	Att	Att/G
0	Hannibal, Trae	21	69	3.3
20	Fountain, Derek	21	60	2.9
12	Williams, KJ	21	58	2.8
44	Miller, Adam	21	54	2.6
13	Reed, Jalen	21	42	2.0

Free Throws Made

##	Player	G	Made	Made/G
20	Fountain, Derek	21	48	2.3
0	Hannibal, Trae	21	48	2.3
12	Williams, KJ	21	45	2.1
44	Miller, Adam	21	43	2.0
1	Hayes, Cam	19	21	1.1

Rebounds

##	Player	G	Reb	Reb/G
12	Williams, KJ	21	155	7.4
20	Fountain, Derek	21	113	5.4
0	Hannibal, Trae	21	92	4.4
13	Reed, Jalen	21	65	3.1
44	Miller, Adam	21	45	2.1

Assists

##	Player	G	Ast	Ast/G
3	Hill, Justice	18	60	3.3
0	Hannibal, Trae	21	51	2.4
1	Hayes, Cam	19	37	1.9
44	Miller, Adam	21	28	1.3
11	Williams, Justice	16	26	1.6

Rebounds Average

##	Player	G	Reb	Reb/G
12	Williams, KJ	21	155	7.4
20	Fountain, Derek	21	113	5.4
0	Hannibal, Trae	21	92	4.4
13	Reed, Jalen	21	65	3.1
1	Hayes, Cam	19	41	2.2

Steals

##	Player	G	Stl	Stl/G
12	Williams, KJ	21	29	1.4
20	Fountain, Derek	21	28	1.3
3	Hill, Justice	18	21	1.2
0	Hannibal, Trae	21	17	0.8
44	Miller, Adam	21	13	0.6

Offensive Rebounds

##	Player	G	OReb	OReb/G
12	Williams, KJ	21	57	2.7
20	Fountain, Derek	21	47	2.2
0	Hannibal, Trae	21	25	1.2
13	Reed, Jalen	21	19	0.9
4	Coleman, Kendal	21	16	0.8

Blocked Shots

##	Player	G	Blk	Blk/G
12	Williams, KJ	21	20	1.0
13	Reed, Jalen	21	9	0.4
20	Fountain, Derek	21	8	0.4
4	Coleman, Kendal	21	8	0.4
44	Miller, Adam	21	3	0.1

Defensive Rebounds

##	Player	G	DReb	DReb/G
12	Williams, KJ	21	98	4.7
0	Hannibal, Trae	21	67	3.2
20	Fountain, Derek	21	66	3.1
13	Reed, Jalen	21	46	2.2
44	Miller, Adam	21	42	2.0

Minutes

##	Player	G	Min	Min/G
44	Miller, Adam	21	695	33:06
12	Williams, KJ	21	669	31:52
20	Fountain, Derek	21	471	22:26
3	Hill, Justice	18	461	25:37
0	Hannibal, Trae	21	436	20:46



2022-23 LSU Men's Basketball
Category Leaders
All games

Page 3/3
as of Jan 28, 2023

Fouls

##	Player	G	PF	PF/G
20	Fountain, Derek	21	60	2.9
12	Williams, KJ	21	51	2.4
13	Reed, Jalen	21	39	1.9
44	Miller, Adam	21	37	1.8
0	Hannibal, Trae	21	37	1.8

Turnovers

##	Player	G	TO	TO/G
44	Miller, Adam	21	44	2.1
0	Hannibal, Trae	21	42	2.0
12	Williams, KJ	21	33	1.6
20	Fountain, Derek	21	32	1.5
3	Hill, Justice	18	29	1.6

Foul Outs

##	Player	G	FO
20	Fountain, Derek	21	3



**2022-23 LSU Men's Basketball
Team Game-by-Game
All games**

Page 1/1
as of Jan 28, 2023

				Total		3-Pointers		Free throws		Rebounds											
Opponent	Date	Score		FG-FGA	PCT	3FG-3FGA	PCT	FT-FTA	PCT	OFF	DEF	TOT	AVG	PF	A	TO	BLK	STL	PTS	AVG	
Kansas City	11/09/2022	74-63	W	24-57	.421	8-21	.381	18-26	.692	13	32	45	45.0	23	16	15	4	11	74	74.0	
Arkansas St.	11/12/2022	61-52	W	20-51	.392	8-20	.400	13-16	.813	8	26	34	39.5	11	9	13	3	6	61	67.5	
New Orleans	11/17/2022	91-62	W	30-58	.517	12-28	.429	19-26	.731	12	24	36	38.3	23	14	14	3	17	91	75.3	
vs Illinois St.	11/21/2022	77-61	W	26-53	.491	3-14	.214	22-30	.733	9	26	35	37.5	19	17	18	3	8	77	75.8	
vs Akron	11/22/2022	73-58	W	25-52	.481	9-19	.474	14-16	.875	8	23	31	36.2	23	14	10	3	9	73	75.2	
vs Kansas St.	11/23/2022	59-61	L	23-53	.434	6-19	.316	7-14	.500	9	21	30	35.2	22	10	17	3	9	59	72.5	
Wofford	11/27/2022	78-75	W	28-53	.528	8-19	.421	14-17	.824	5	21	26	33.9	12	11	11	2	8	78	73.3	
UT Arlington	12/02/2022	63-59	W	21-51	.412	7-18	.389	14-21	.667	11	29	40	34.6	14	11	13	3	5	63	72.0	
vs Wake Forest	12/10/2022	72-70	W	28-64	.438	10-26	.385	6-15	.400	9	21	30	34.1	15	17	7	1	9	72	72.0	
N.C. Central	12/13/2022	67-57	W	26-63	.413	4-25	.160	11-18	.611	15	30	45	35.2	9	16	11	5	8	67	71.5	
Winthrop	12/17/2022	89-81	W	35-64	.547	11-27	.407	8-12	.667	12	23	35	35.2	13	19	10	6	6	89	73.1	
ETSU	12/21/2022	72-68	W	27-57	.474	6-21	.286	12-15	.800	10	26	36	35.3	15	16	16	1	8	72	73.0	
Arkansas	12/28/2022	60-57	W	25-62	.403	4-17	.235	6-12	.500	9	30	39	35.5	13	9	10	3	6	60	72.0	
at Kentucky	01/03/2023	71-74	L	26-53	.491	11-25	.440	8-10	.800	5	17	22	34.6	15	15	9	1	3	71	71.9	
at Texas A&M	01/07/2023	56-69	L	17-49	.347	9-22	.409	13-18	.722	8	19	27	34.1	16	11	15	3	11	56	70.9	
Florida	01/10/2023	56-67	L	19-59	.322	5-28	.179	13-16	.813	15	25	40	34.4	21	12	16	0	5	56	69.9	
at Alabama	01/14/2023	66-106	L	18-61	.295	8-21	.381	22-29	.759	14	24	38	34.6	18	12	11	0	4	66	69.7	
Auburn	01/18/2023	49-67	L	17-58	.293	4-20	.200	11-17	.647	14	24	38	34.8	13	7	11	5	5	49	68.6	
Tennessee	01/21/2023	56-77	L	21-44	.477	4-16	.250	10-17	.588	7	22	29	34.5	16	8	19	0	2	56	67.9	
at Arkansas	01/24/2023	40-60	L	14-54	.259	1-9	.111	11-16	.688	14	21	35	34.6	15	6	15	3	5	40	66.5	
Texas Tech	01/28/2023	68-76	L	22-59	.373	9-26	.346	15-19	.789	17	17	34	34.5	16	10	10	4	6	68	66.6	
Total		1398		492-1175	.419	147-441	.333	267-380	.703	224	501	725	34.5	342	260	271	56	151	1398	66.6	
Opponents		1420		518-1199	.432	152-490	.310	232-329	.705	224	509	733	34.9	347	256	268	72	131	1420	67.6	

LSU Averages

Games Played	Points/game	FG Pct	3FG Pct	FT Pct	Rebounds/game	Assists/game	Turnovers/game	Assist/Turnover ratio	Steals/game	Blocks/game
21	66.6	41.9	33.3	70.3	34.5	12.4	12.9	1.0	7.2	2.7



2022-23 LSU Men's Basketball Opponents Game-by-Game All games

Page 1/1
as of Jan 30, 2023

				Total		3-Pointers		Free throws		Rebounds											
Opponent	Date	Score		FG-FGA	PCT	3FG-3FGA	PCT	FT-FTA	PCT	OFF	DEF	TOT	AVG	PF	A	TO	BLK	STL	PTS	AVG	
Kansas City	11/09/2022	74-63	W	19-58	.328	4-25	.160	21-27	.778	11	27	38	38.0	20	12	16	1	6	63	63.0	
Arkansas St.	11/12/2022	61-52	W	22-57	.386	5-25	.200	3-4	.750	10	25	35	36.5	15	9	16	2	7	52	57.5	
New Orleans	11/17/2022	91-62	W	23-50	.460	7-17	.412	9-20	.450	9	20	29	34.0	21	12	23	1	3	62	59.0	
vs Illinois St.	11/21/2022	77-61	W	22-52	.423	5-22	.227	12-14	.857	4	21	25	31.8	24	13	19	3	8	61	59.5	
vs Akron	11/22/2022	73-58	W	14-54	.259	8-25	.320	22-30	.733	19	17	36	32.6	14	8	14	1	4	58	59.2	
vs Kansas St.	11/23/2022	59-61	L	20-48	.417	4-15	.267	17-21	.810	8	22	30	32.2	16	13	17	1	6	61	59.5	
Wofford	11/27/2022	78-75	W	28-58	.483	11-31	.355	8-9	.889	9	21	30	31.9	17	12	13	1	5	75	61.7	
UT Arlington	12/02/2022	63-59	W	24-64	.375	5-19	.263	6-11	.545	14	22	36	32.4	17	8	9	4	6	59	61.4	
vs Wake Forest	12/10/2022	72-70	W	28-55	.509	5-24	.208	9-13	.692	8	29	37	32.9	15	11	15	1	5	70	62.3	
N.C. Central	12/13/2022	67-57	W	24-55	.436	7-15	.467	2-8	.250	4	27	31	32.7	17	10	14	1	7	57	61.8	
Winthrop	12/17/2022	89-81	W	31-60	.517	11-26	.423	8-12	.667	8	20	28	32.3	15	13	12	4	5	81	63.5	
ETSU	12/21/2022	72-68	W	28-62	.452	4-21	.190	8-13	.615	10	22	32	32.3	16	14	12	7	4	68	63.9	
Arkansas	12/28/2022	60-57	W	24-65	.369	4-25	.160	5-10	.500	13	31	44	33.2	14	7	10	5	8	57	63.4	
at Kentucky	01/03/2023	71-74	L	28-54	.519	7-18	.389	11-14	.786	10	21	31	33.0	11	18	6	3	2	74	64.1	
at Texas A&M	01/07/2023	56-69	L	26-54	.481	4-16	.250	13-19	.684	12	26	38	33.3	17	12	13	1	6	69	64.5	
Florida	01/10/2023	56-67	L	19-48	.396	5-25	.200	24-32	.750	8	26	34	33.4	15	10	10	8	10	67	64.6	
at Alabama	01/14/2023	66-106	L	35-76	.461	20-54	.370	16-20	.800	20	32	52	34.5	21	19	8	7	7	106	67.1	
Auburn	01/18/2023	49-67	L	26-59	.441	8-24	.333	7-11	.636	11	30	41	34.8	16	11	10	7	8	67	67.1	
Tennessee	01/21/2023	56-77	L	29-65	.446	12-32	.375	7-8	.875	14	20	34	34.8	17	15	8	4	8	77	67.6	
at Arkansas	01/24/2023	40-60	L	23-51	.451	5-13	.385	9-12	.750	7	29	36	34.9	12	15	12	5	7	60	67.2	
Texas Tech	01/28/2023	68-76	L	25-54	.463	11-18	.611	15-21	.714	15	21	36	34.9	17	14	11	5	9	76	67.6	
Total		1420		518-1199	.432	152-490	.310	232-329	.705	224	509	733	34.9	347	256	268	72	131	1420	67.6	
LSU		1398		492-1175	.419	147-441	.333	267-380	.703	224	501	725	34.5	342	260	271	56	151	1398	66.6	

Opponents Averages

Games Played	Points/game	FG Pct	3FG Pct	FT Pct	Rebounds/game	Assists/game	Turnovers/game	Assist/Turnover ratio	Steals/game	Blocks/game
21	67.6	43.2	31.0	70.5	34.9	12.2	12.8	1.0	6.2	3.4



2022-23 LSU Men's Basketball
Points-rebounds-assists
All games

Page 1/2
as of Jan 28, 2023

Opponent	Date	Score		0 HANNIBAL,T	1 HAYES,CAM	3 HILL,JUSTI	4 COLEMAN,KE	5 WILKINSON,EGEMO,BRAN	10 WILLIAMS,J	11 WILLIAMS,K	12 REED,JALEN	13 WARD,TYREL	15 FOUNTAIN,D	20
Kansas City	11/09/2022	74-63	W	7-8-2	0-0-0	13-4-7	0-2-0	9-1-2	DNP	7-4-2	13-14-0	3-3-1	DNP	4-3-0
Arkansas St.	11/12/2022	61-52	W	4-5-2	DNP	11-4-3	0-2-0	0-6-2	DNP	0-0-0	15-4-1	5-3-0	0-0-0	0-5-0
New Orleans	11/17/2022	91-62	W	7-2-0	13-0-3	12-2-5	4-7-0	6-0-1	0-1-0	5-0-1	7-4-0	8-6-0	3-0-0	15-8-2
vs Illinois St.	11/21/2022	77-61	W	0-4-4	10-3-0	4-1-5	8-3-0	1-5-0	DNP	DNP	33-8-3	4-4-1	0-1-0	4-3-1
vs Akron	11/22/2022	73-58	W	0-5-3	7-1-3	14-2-3	0-0-0	2-2-1	DNP	DNP	19-5-0	3-4-1	0-1-0	5-3-1
vs Kansas St.	11/23/2022	59-61	L	2-5-4	3-2-0	12-2-2	0-2-0	3-3-0	DNP	DNP	17-10-1	6-0-2	2-2-0	3-1-0
Wofford	11/27/2022	78-75	W	12-4-2	3-1-2	6-0-2	7-2-0	5-1-2	DNP	DNP	15-5-1	2-5-2	DNP	2-1-0
UT Arlington	12/02/2022	63-59	W	7-4-4	7-1-0	3-2-5	7-6-1	3-0-0	DNP	DNP	14-9-1	3-5-0	0-1-0	8-6-0
vs Wake Forest	12/10/2022	72-70	W	0-0-0	13-5-6	4-1-6	0-0-0	0-1-1	DNP	5-1-2	35-10-1	1-0-0	DNP	11-5-0
N.C. Central	12/13/2022	67-57	W	4-2-4	14-7-2	7-0-4	4-1-0	0-0-0	DNP	2-1-1	18-12-2	0-2-0	DNP	17-14-1
Winthrop	12/17/2022	89-81	W	4-3-6	25-1-4	9-3-3	5-7-0	DNP	DNP	4-0-1	18-6-0	2-3-0	DNP	8-7-2
ETSU	12/21/2022	72-68	W	7-6-2	2-0-3	9-2-5	0-1-0	DNP	DNP	2-1-0	28-12-3	4-1-0	0-0-0	11-8-2
Arkansas	12/28/2022	60-57	W	19-6-2	4-5-3	2-2-1	0-0-0	2-0-0	DNP	4-0-0	8-5-0	0-2-0	DNP	14-10-1
at Kentucky	01/03/2023	71-74	L	12-3-4	11-0-2	0-1-0	0-0-0	0-0-1	DNP	2-2-1	23-3-2	2-2-1	DNP	6-8-2
at Texas A&M	01/07/2023	56-69	L	9-5-4	10-2-0	6-1-2	0-3-0	DNP	DNP	3-0-1	10-8-2	0-2-0	DNP	2-3-1
Florida	01/10/2023	56-67	L	4-12-3	DNP	3-5-6	4-1-0	DNP	DNP	0-1-1	23-7-0	0-0-0	6-1-0	8-6-2
at Alabama	01/14/2023	66-106	L	2-6-3	10-1-2	3-2-0	5-3-0	DNP	DNP	9-1-5	10-1-0	5-7-0	2-2-1	9-2-0
Auburn	01/18/2023	49-67	L	16-2-1	2-3-2	DNP	1-1-0	DNP	DNP	7-6-1	16-8-0	0-5-0	0-0-0	2-5-0
Tennessee	01/21/2023	56-77	L	10-3-0	3-3-4	DNP	4-2-0	DNP	DNP	5-2-4	16-4-0	9-5-0	DNP	6-3-0
at Arkansas	01/24/2023	40-60	L	8-5-0	0-4-0	DNP	0-1-0	DNP	DNP	7-2-2	9-11-1	2-3-1	0-0-0	5-6-1
Texas Tech	01/28/2023	68-76	L	7-2-1	9-2-1	3-0-1	0-1-1	DNP	DNP	2-5-4	14-9-1	3-3-0	DNP	10-6-0



2022-23 LSU Men's Basketball
Points-rebounds-assists
All games

Page 2/2
as of Jan 28, 2023

Opponent	Date	Score		25 BENHAYOUNE	30 EDWARDS,PA	34 PHILLIPS J	44 MILLER,ADA
Kansas City	11/09/2022	74-63	W	DNP	DNP	0-0-0	18-3-2
Arkansas St.	11/12/2022	61-52	W	DNP	DNP	0-1-0	26-3-1
New Orleans	11/17/2022	91-62	W	0-0-0	0-0-0	4-1-1	7-2-1
vs Illinois St.	11/21/2022	77-61	W	DNP	DNP	0-0-0	13-0-3
vs Akron	11/22/2022	73-58	W	DNP	DNP	DNP	23-2-2
vs Kansas St.	11/23/2022	59-61	L	DNP	DNP	DNP	11-2-1
Wofford	11/27/2022	78-75	W	DNP	DNP	DNP	26-4-0
UT Arlington	12/02/2022	63-59	W	DNP	DNP	DNP	11-1-0
vs Wake Forest	12/10/2022	72-70	W	DNP	DNP	DNP	3-1-1
N.C. Central	12/13/2022	67-57	W	DNP	DNP	DNP	1-1-2
Winthrop	12/17/2022	89-81	W	DNP	DNP	DNP	14-3-3
ETSU	12/21/2022	72-68	W	DNP	DNP	DNP	9-2-1
Arkansas	12/28/2022	60-57	W	DNP	DNP	0-1-0	7-4-2
at Kentucky	01/03/2023	71-74	L	DNP	DNP	0-0-0	15-1-2
at Texas A&M	01/07/2023	56-69	L	DNP	DNP	0-0-0	16-1-1
Florida	01/10/2023	56-67	L	DNP	DNP	DNP	8-3-0
at Alabama	01/14/2023	66-106	L	DNP	DNP	2-4-0	9-4-1
Auburn	01/18/2023	49-67	L	DNP	DNP	0-0-0	5-3-3
Tennessee	01/21/2023	56-77	L	DNP	DNP	0-0-0	3-2-0
at Arkansas	01/24/2023	40-60	L	DNP	DNP	DNP	9-0-1
Texas Tech	01/28/2023	68-76	L	DNP	DNP	DNP	20-3-1



2022-23 LSU Men's Basketball
Team High/Low Analysis
All games

Page 1/4
as of Jan 28, 2023

LSU - Game Highs

POINTS	91		New Orleans (11/17/2022)
	89		Winthrop (12/17/2022)
	78		Wofford (11/27/2022)
	77		vs Illinois St. (N) (11/21/2022)
	74		Kansas City (11/09/2022)
FIELD GOALS MADE	35		Winthrop (12/17/2022)
	30		New Orleans (11/17/2022)
FIELD GOAL ATTEMPTS	64		Winthrop (12/17/2022)
	64		vs Wake Forest (N) (12/10/2022)
FIELD GOAL PERCENTAGE	.547	(35-64)	Winthrop (12/17/2022)
	.528	(28-53)	Wofford (11/27/2022)
3 PT FG MADE	12		New Orleans (11/17/2022)
	11		at Kentucky (01/03/2023)
	11		Winthrop (12/17/2022)
3 PT FG ATTEMPTS	28		Florida (01/10/2023)
	28		New Orleans (11/17/2022)
3 PT FG PERCENTAGE	.474	(9-19)	vs Akron (N) (11/22/2022)
	.440	(11-25)	at Kentucky (01/03/2023)
FREE THROWS MADE	22		at Alabama (01/14/2023)
	22		vs Illinois St. (N) (11/21/2022)
FREE THROW ATTEMPTS	30		vs Illinois St. (N) (11/21/2022)
	29		at Alabama (01/14/2023)
FREE THROW PERCENTAGE	.875	(14-16)	vs Akron (N) (11/22/2022)
	.824	(14-17)	Wofford (11/27/2022)
REBOUNDS	45		N.C. Central (12/13/2022)
	45		Kansas City (11/09/2022)
ASSISTS	19		Winthrop (12/17/2022)
	17		vs Wake Forest (N) (12/10/2022)
	17		vs Illinois St. (N) (11/21/2022)
STEALS	17		New Orleans (11/17/2022)
	11		at Texas A&M (01/07/2023)
	11		Kansas City (11/09/2022)
BLOCKED SHOTS	6		Winthrop (12/17/2022)
	5		Auburn (01/18/2023)
	5		N.C. Central (12/13/2022)
TURNOVERS	19		Tennessee (01/21/2023)
	18		vs Illinois St. (N) (11/21/2022)
FOULS	23		vs Akron (N) (11/22/2022)
	23		New Orleans (11/17/2022)
	23		Kansas City (11/09/2022)



2022-23 LSU Men's Basketball
Team High/Low Analysis
All games

Page 2/4
as of Jan 28, 2023

Opponent - Game Highs

POINTS	106		at Alabama (01/14/2023)
	81		Winthrop (12/17/2022)
	77		Tennessee (01/21/2023)
	76		Texas Tech (01/28/2023)
	75		Wofford (11/27/2022)
FIELD GOALS MADE	35		at Alabama (01/14/2023)
	31		Winthrop (12/17/2022)
FIELD GOAL ATTEMPTS	76		at Alabama (01/14/2023)
	65		Tennessee (01/21/2023)
	65		Arkansas (12/28/2022)
FIELD GOAL PERCENTAGE	.519	(28-54)	at Kentucky (01/03/2023)
	.517	(31-60)	Winthrop (12/17/2022)
3 PT FG MADE	20		at Alabama (01/14/2023)
	12		Tennessee (01/21/2023)
3 PT FG ATTEMPTS	54		at Alabama (01/14/2023)
	32		Tennessee (01/21/2023)
3 PT FG PERCENTAGE	.611	(11-18)	Texas Tech (01/28/2023)
	.467	(7-15)	N.C. Central (12/13/2022)
FREE THROWS MADE	24		Florida (01/10/2023)
	22		vs Akron (N) (11/22/2022)
FREE THROW ATTEMPTS	32		Florida (01/10/2023)
	30		vs Akron (N) (11/22/2022)
FREE THROW PERCENTAGE	.889	(8-9)	Wofford (11/27/2022)
	.875	(7-8)	Tennessee (01/21/2023)
REBOUNDS	52		at Alabama (01/14/2023)
	44		Arkansas (12/28/2022)
ASSISTS	19		at Alabama (01/14/2023)
	18		at Kentucky (01/03/2023)
STEALS	10		Florida (01/10/2023)
	9		Texas Tech (01/28/2023)
BLOCKED SHOTS	8		Florida (01/10/2023)
	7		Auburn (01/18/2023)
	7		at Alabama (01/14/2023)
	7		ETSU (12/21/2022)
TURNOVERS	23		New Orleans (11/17/2022)
	19		vs Illinois St. (N) (11/21/2022)
FOULS	24		vs Illinois St. (N) (11/21/2022)
	21		at Alabama (01/14/2023)
	21		New Orleans (11/17/2022)



2022-23 LSU Men's Basketball
Team High/Low Analysis
All games

Page 3/4
as of Jan 28, 2023

LSU - Game Lows

POINTS	40		at Arkansas (01/24/2023)
	49		Auburn (01/18/2023)
	56		Tennessee (01/21/2023)
	56		Florida (01/10/2023)
	56		at Texas A&M (01/07/2023)
FIELD GOALS MADE	14		at Arkansas (01/24/2023)
	17		Auburn (01/18/2023)
	17		at Texas A&M (01/07/2023)
FIELD GOAL ATTEMPTS	44		Tennessee (01/21/2023)
	49		at Texas A&M (01/07/2023)
FIELD GOAL PERCENTAGE	.259	(14-54)	at Arkansas (01/24/2023)
	.293	(17-58)	Auburn (01/18/2023)
3 PT FG MADE	1		at Arkansas (01/24/2023)
	3		vs Illinois St. (N) (11/21/2022)
3 PT FG ATTEMPTS	9		at Arkansas (01/24/2023)
	14		vs Illinois St. (N) (11/21/2022)
3 PT FG PERCENTAGE	.111	(1-9)	at Arkansas (01/24/2023)
	.160	(4-25)	N.C. Central (12/13/2022)
FREE THROWS MADE	6		Arkansas (12/28/2022)
	6		vs Wake Forest (N) (12/10/2022)
FREE THROW ATTEMPTS	10		at Kentucky (01/03/2023)
	12		Arkansas (12/28/2022)
	12		Winthrop (12/17/2022)
FREE THROW PERCENTAGE	.400	(6-15)	vs Wake Forest (N) (12/10/2022)
	.500	(7-14)	vs Kansas St. (N) (11/23/2022)
	.500	(6-12)	Arkansas (12/28/2022)
REBOUNDS	22		at Kentucky (01/03/2023)
	26		Wofford (11/27/2022)
ASSISTS	6		at Arkansas (01/24/2023)
	7		Auburn (01/18/2023)
STEALS	2		Tennessee (01/21/2023)
	3		at Kentucky (01/03/2023)
BLOCKED SHOTS	0		Tennessee (01/21/2023)
	0		at Alabama (01/14/2023)
	0		Florida (01/10/2023)
TURNOVERS	7		vs Wake Forest (N) (12/10/2022)
	9		at Kentucky (01/03/2023)
FOULS	9		N.C. Central (12/13/2022)
	11		Arkansas St. (11/12/2022)



**2022-23 LSU Men's Basketball
Team High/Low Analysis
All games**

Page 4/4
as of Jan 28, 2023

Opponent - Game Lows

POINTS	52		Arkansas St. (11/12/2022)
	57		Arkansas (12/28/2022)
	57		N.C. Central (12/13/2022)
	58		vs Akron (N) (11/22/2022)
	59		UT Arlington (12/02/2022)
FIELD GOALS MADE	14		vs Akron (N) (11/22/2022)
	19		Florida (01/10/2023)
	19		Kansas City (11/09/2022)
FIELD GOAL ATTEMPTS	48		Florida (01/10/2023)
	48		vs Kansas St. (N) (11/23/2022)
FIELD GOAL PERCENTAGE	.259	(14-54)	vs Akron (N) (11/22/2022)
	.328	(19-58)	Kansas City (11/09/2022)
3 PT FG MADE	4		at Texas A&M (01/07/2023)
	4		Arkansas (12/28/2022)
	4		ETSU (12/21/2022)
	4		vs Kansas St. (N) (11/23/2022)
	4		Kansas City (11/09/2022)
3 PT FG ATTEMPTS	13		at Arkansas (01/24/2023)
	15		N.C. Central (12/13/2022)
	15		vs Kansas St. (N) (11/23/2022)
3 PT FG PERCENTAGE	.160	(4-25)	Arkansas (12/28/2022)
	.160	(4-25)	Kansas City (11/09/2022)
FREE THROWS MADE	2		N.C. Central (12/13/2022)
	3		Arkansas St. (11/12/2022)
FREE THROW ATTEMPTS	4		Arkansas St. (11/12/2022)
	8		Tennessee (01/21/2023)
	8		N.C. Central (12/13/2022)
FREE THROW PERCENTAGE	.250	(2-8)	N.C. Central (12/13/2022)
	.450	(9-20)	New Orleans (11/17/2022)
REBOUNDS	25		vs Illinois St. (N) (11/21/2022)
	28		Winthrop (12/17/2022)
ASSISTS	7		Arkansas (12/28/2022)
	8		UT Arlington (12/02/2022)
	8		vs Akron (N) (11/22/2022)
STEALS	2		at Kentucky (01/03/2023)
	3		New Orleans (11/17/2022)
BLOCKED SHOTS	1		at Texas A&M (01/07/2023)
	1		N.C. Central (12/13/2022)
	1		vs Wake Forest (N) (12/10/2022)
	1		Wofford (11/27/2022)
	1		vs Kansas St. (N) (11/23/2022)
	1		vs Akron (N) (11/22/2022)
	1		New Orleans (11/17/2022)
	1		Kansas City (11/09/2022)
TURNOVERS	6		at Kentucky (01/03/2023)
	8		Tennessee (01/21/2023)
	8		at Alabama (01/14/2023)
FOULS	11		at Kentucky (01/03/2023)
	12		at Arkansas (01/24/2023)



2022-23 LSU Men's Basketball
Player Highs Analysis
All games

Page 1/4
as of Jan 28, 2023

LSU - Individual Game Highs

POINTS	35		KJ Williams vs Wake Forest (N) (12/10/2022)
	33		KJ Williams vs Illinois St. (N) (11/21/2022)
	28		KJ Williams vs ETSU (12/21/2022)
	26		Adam Miller vs Wofford (11/27/2022)
	26		Adam Miller vs Arkansas St. (11/12/2022)
FIELD GOALS MADE	14		KJ Williams vs Wake Forest (N) (12/10/2022)
	13		KJ Williams vs Illinois St. (N) (11/21/2022)
FIELD GOAL ATTEMPTS	21		KJ Williams vs Wake Forest (N) (12/10/2022)
	20		KJ Williams vs Florida (01/10/2023)
FIELD GOAL PERCENTAGE (min 5 made)	.833	(5-6)	Trae Hannibal vs Tennessee (01/21/2023)
	.833	(5-6)	Trae Hannibal at Kentucky (01/03/2023)
3 PT FG MADE	7		KJ Williams vs Wake Forest (N) (12/10/2022)
	6		Adam Miller vs Wofford (11/27/2022)
3 PT FG ATTEMPTS	13		Adam Miller at Kentucky (01/03/2023)
	10		Adam Miller vs Texas Tech (01/28/2023)
	10		Adam Miller vs Winthrop (12/17/2022)
3 PT FG PERCENTAGE (min 2 made)	1.000	(2-2)	Adam Miller at Alabama (01/14/2023)
	.778	(7-9)	KJ Williams vs Wake Forest (N) (12/10/2022)
FREE THROWS MADE	10		Trae Hannibal vs Auburn (01/18/2023)
	9		Derek Fountain at Alabama (01/14/2023)
FREE THROW ATTEMPTS	12		Trae Hannibal vs Auburn (01/18/2023)
	10		Derek Fountain at Alabama (01/14/2023)
FREE THROW PERCENTAGE (min 3 made)	1.000	(8-8)	Adam Miller vs Illinois St. (N) (11/21/2022)
	1.000	(6-6)	Justice Williams at Alabama (01/14/2023)
	1.000	(6-6)	KJ Williams at Texas A&M (01/07/2023)
	1.000	(6-6)	KJ Williams vs Illinois St. (N) (11/21/2022)
	1.000	(6-6)	Derek Fountain vs New Orleans (11/17/2022)
	1.000	(4-4)	Derek Fountain vs Texas Tech (01/28/2023)
	1.000	(4-4)	Trae Hannibal vs Wofford (11/27/2022)
	1.000	(4-4)	Justice Hill vs Akron (N) (11/22/2022)
	1.000	(4-4)	Shawn Phillips Jr. vs New Orleans (11/17/2022)
	1.000	(4-4)	Adam Miller vs Arkansas St. (11/12/2022)
	1.000	(3-3)	KJ Williams at Kentucky (01/03/2023)
	1.000	(3-3)	Cam Hayes at Kentucky (01/03/2023)
	1.000	(3-3)	Trae Hannibal vs ETSU (12/21/2022)
	1.000	(3-3)	Derek Fountain vs ETSU (12/21/2022)
	1.000	(3-3)	Adam Miller vs ETSU (12/21/2022)
	1.000	(3-3)	KJ Williams vs N.C. Central (12/13/2022)
	1.000	(3-3)	Kendal Coleman vs Wofford (11/27/2022)
REBOUNDS	14		Derek Fountain vs N.C. Central (12/13/2022)
	14		KJ Williams vs Kansas City (11/09/2022)
ASSISTS	7		Justice Hill vs Kansas City (11/09/2022)
	6		Justice Hill vs Florida (01/10/2023)
	6		Trae Hannibal vs Winthrop (12/17/2022)
	6		Justice Hill vs Wake Forest (N) (12/10/2022)
	6		Cam Hayes vs Wake Forest (N) (12/10/2022)
STEALS	7		Derek Fountain vs New Orleans (11/17/2022)
	5		Justice Hill at Texas A&M (01/07/2023)



2022-23 LSU Men's Basketball
Player Highs Analysis
All games

Page 2/4
as of Jan 28, 2023

LSU - Individual Game Highs

BLOCKED SHOTS	3	KJ Williams vs Kansas City (11/09/2022)
	2	KJ Williams vs Texas Tech (01/28/2023)
	2	KJ Williams at Arkansas (01/24/2023)
	2	KJ Williams vs Auburn (01/18/2023)
	2	Kendal Coleman vs Winthrop (12/17/2022)
	2	Derek Fountain vs N.C. Central (12/13/2022)
	2	KJ Williams vs N.C. Central (12/13/2022)
	2	Derek Fountain vs Akron (N) (11/22/2022)
	2	Kendal Coleman vs New Orleans (11/17/2022)
TURNOVERS	6	Adam Miller vs Tennessee (01/21/2023)
	6	Adam Miller vs Akron (N) (11/22/2022)
FOULS	5	Derek Fountain vs Florida (01/10/2023)
	5	Derek Fountain at Texas A&M (01/07/2023)
	5	Derek Fountain vs Wofford (11/27/2022)

Box Scores



Official Basketball Box Score - Final
Kansas City at LSU
11/09/22 Maravich Assembly Center, Baton Rouge
2022-23 Men's Basketball

Game Time: 7:00 PM
Game Duration: 2:08
Attendance: 9,338

Officials: Terry Oglesby, Jeffery Anderson, Landon Brandes

Kansas City - 63

Record: 0-2

NO. Name	Min	FG M-A	3P M-A	FT M-A	Rebounds OR DR TOT	Fouls PF FD	TP	AS	TO	ST	Blocks BS BA	+/-
10. Precious Idaru	F 18:21	1-6	0-4	0-0	2 3 5	0 0	2	0	1	0	1 0	-14
23. Allen David Mukeba	F 36:58	3-11	1-4	0-0	1 2 3	2 1	7	1	4	1	0 1	-5
32. Jeff Ngandu	F 06:57	1-1	0-0	2-3	0 0 0	4 2	4	0	0	0	0 0	-10
5. Shemari Allen	G 37:48	6-15	2-4	5-8	1 5 6	3 7	19	4	1	3	0 3	-12
21. RayQuawndis Mitchell	G 38:11	4-12	1-6	6-7	1 5 6	1 6	15	5	3	0	0 0	-11
12. Promise Idaru	31:33	4-8	0-2	1-2	3 7 10	5 3	9	1	4	1	0 0	-1
25. Tyler Andrews	21:41	0-4	0-4	5-5	1 2 3	3 3	5	1	1	1	0 0	1
33. Jevin Sullivan	02:33	0-1	0-1	0-0	0 1 1	0 0	0	0	0	0	0 0	-4
2. Babacar Diallo	01:19	0-0	0-0	0-0	0 0 0	0 0	0	0	0	0	0 0	1
1. Sam Martin	04:39	0-0	0-0	2-2	0 1 1	2 1	2	0	0	0	0 0	0
Team					2 1 3	0	0	2				
Totals		19-58	4-25	21-27	11 27 38	20 23 63	12	16	6	1	4	-11

Technical Fouls: NONE

LSU - 74

Record: 1-0

NO. Name	Min	FG M-A	3P M-A	FT M-A	Rebounds OR DR TOT	Fouls PF FD	TP	AS	TO	ST	Blocks BS BA	+/-
5 Mwani Wilkinson	F 22:12	3-7	3-4	0-0	1 0 1	4 0	9	2	1	2	0 0	6
12 KJ Williams	F 38:05	5-13	0-2	3-4	6 8 14	3 3	13	0	4	1	3 0	13
13 Jalen Reed	F 22:54	1-4	0-1	1-1	1 2 3	3 3	3	1	1	0	1 1	5
3 Justice Hill	G 30:47	4-9	1-5	4-5	1 3 4	3 4	13	7	3	4	0 0	15
44 Adam Miller	G 34:07	6-14	4-9	2-2	0 3 3	0 3	18	2	1	2	0 0	11
20 Derek Fountain	11:13	1-1	0-0	2-2	0 0 2	3 1	4	0	1	1	0 0	5
0 Trae Hannibal	18:37	1-3	0-0	5-9	2 6 8	3 5	7	2	2	1	0 0	5
4 Kendal Coleman	05:25	0-1	0-0	0-0	0 2 2	0 0	0	0	0	0	0 0	4
11 Justice Williams	12:12	3-4	0-0	1-3	1 3 4	1 1	7	2	2	0	0 0	-1
1 Cam Hayes	02:05	0-0	0-0	0-0	0 0 0	1 0	0	0	0	0	0 0	-3
34 Shawn Phillips	02:23	0-1	0-0	0-0	0 0 0	2 0	0	0	0	0	0 0	-5
Team					1 2 3		0	0				
Totals		24-57	8-21	18-26	13 32 45	23 20	74	16	15	11	4	1 11

Technical Fouls: NONE

	UKC	LSU							
Biggest lead	0 (1 st 20:00)	16 (2 nd 12:03)	Points from	UKC	LSU	Period by Period Scoring			
Best Scoring Run	7 (1 st 1:46)	6 (1 st 17:34)	Turnovers	17	18		1st	2nd	TOT
Lead Changes			Paint	26	28	UKC	34	29	63
Times Tied	0		Second Chance	9	6				
Time with Lead	00:00	38:56	Fast Breaks	7	21	LSU	41	33	74
			Bench	16	18				



Official Basketball Box Score - Final
Arkansas St. at LSU
11/12/22 Maravich Assembly Center, Baton Rouge
2022-23 Men's Basketball

Game Time: 5:00 PM
Game Duration: 1:51
Attendance: 9,011

Officials: Doug Shows, Marques Pettigrew, Shaun Seales

Arkansas St. - 52

Record: 1-1

NO. Name	Min	FG M-A	3P M-A	FT M-A	OR	Reb TOT	Fouls PF	TP	AS	TO	ST	BS BLKS	+/-			
1 Markiese Davis	F 34:02	3-9	3-8	0-0	7	7	3	1	9	0	1	1	0	0	-10	
22 Omar El-Sheikh	F 27:52	7-12	1-1	2-3	3	5	8	1	17	0	5	2	0	1	-13	
35 Itzayah Nelson	F 25:30	3-5	0-0	1-1	3	4	7	3	7	0	2	1	0	1	-6	
0 Caleb Fields	G 33:06	3-5	0-1	0-0	2	2	2	1	3	6	4	4	0	0	-6	
2 Avery Feltz	G 35:17	3-10	1-7	0-0	2	3	5	2	1	7	3	1	0	0	-4	
4 Alaeddine Boutayeb	07:13	0-0	0-0	0-0	1	1	1	0	0	0	0	0	0	0	3	
11 Terrance Ford Jr.	25:39	2-12	0-6	0-0	2	2	4	2	4	2	1	1	0	0	-5	
23 Julian Lual	09:30	1-4	0-2	0-0	1	0	1	1	0	2	0	0	1	0	-1	
50 Antwon Jackson	01:51	0-0	0-0	0-0	0	1	1	0	0	0	0	0	0	0	-3	
Team					1	0	1	0	0	9	2					
Totals		22-57	5-25	3-4	10	25	35	16	11	52	9	16	7	2	3	-9

Technical Fouls: Coach 2nd 15:48

LSU - 61

Record: 2-0

NO. Name	Min	FG MA	3P MA	FT MA	Rebounds OR DR TOT	Fouls PF	TP	AS	TO	ST	BS BA	++
5 Mwani Wilkinson	F 20:27	0-1	0-1	0-0	0 6 6	1 1	0	2	1	0	1 0	12
12 KJ Williams	F 23:43	6-12	3-5	0-0	2 2 4	2 0	15	1	1	1	0 0	8
13 Jalen Reed	F 22:30	0-3	0-0	5-6	1 2 3	2 3	5	0	2	1	1 0	15
3 Justice Hill	G 30:45	5-13	1-4	0-1	1 3 4	0 3	11	3	1	0	0 0	8
44 Adam Miller	G 39:03	9-15	4-9	4-4	0 3 3	3 1	26	1	0	0	0 1	7
0 Trae Hannibal	22:04	0-4	0-0	4-5	1 4 5	2 4	4	2	3	3	0 0	1
20 Derek Fountain	18:57	0-1	0-0	0-0	2 3 5	1 0	0	0	2	0	0 0	0
4 Kendal Coleman	07:30	0-1	0-0	0-0	1 1 2	1 0	0	0	1	0	0 1	-2
11 Justice Williams	09:15	0-0	0-0	0-0	0 0 0	1 1	0	0	0	0	1 0	1
15 Tyrell Ward	04:00	0-1	0-1	0-0	0 0 0	0 0	0	0	0	0	0 0	-3
34 Shawn Phillips	01:46	0-0	0-0	0-0	0 1 1	0 0	0	0	1	0	0 0	-2
Team					0 1 1	0	0	1				
Totals		20-51	8-20	13-16	8 26 34	11 15	61	9	13	6	3 2	9

Technical Fouls: NONE

	ASU	LSU	Points from		ASU	LSU	Period by Period Scoring			
Biggest lead	1 (1 st 13:49)	13 (2 nd 2:50)	Turnovers	16	23			1st	2nd	TOT
Best Scoring Run	7 (2 nd 13:11)	11 (2 nd 2:50)	Paint	30	18					
Lead Changes	2	0	Second Chance	12	5	ASU	26	26	52	
Times Tied	0	0	Fast Breaks	7	2					
Time with Lead	01:02	38:29	Bench	6	4	LSU	31	30	61	



Official Basketball Box Score - Final
New Orleans at LSU
11/17/22 Maravich Assembly Center, Baton Rouge
2022-23 Men's Basketball

Game Time: 7:00 PM
Game Duration: 2:22
Attendance: 9,224

Officials: Steven Anderson, Robert Fuller, R.J. Olyburn

New Orleans - 62

Record: 1-2

NO.	Name		Min	FG MA	3P MA	FT MA	Rebounds OR DR TOT	Fouls PF FD	TP	AS	TO	ST	Blocks BS BA	+/-	
5	Tyson Jackson	F	33:30	5-9	0-1	4-11	0 2 2	3 9	14	1	4	1	0 0	-21	
11	Simeon Kirkland	F	22:26	3-6	0-0	0-2	1 1 2	5 6	6	3	1	0	0 0	-12	
13	Jamond Vincent	G	14:41	0-2	0-1	0-0	0 0 0	0 0	1	1	0	0	0 0	-22	
20	Khalel Wilson-Rouse	G	33:02	7-15	5-9	2-2	1 7 8	2 2	21	2	3	1	0 1	-18	
23	Preston Murphy Jr.	G	30:18	1-4	0-2	0-0	0 1 1	1 0	2	3	2	0	0 1	-16	
0	Daniel Sackey		11:14	0-0	0-0	0-0	0 1 1	1 0	0	1	2	0	0 0	-18	
2	Kmani Doughty		19:41	4-8	1-2	0-0	1 3 4	2 1	9	1	4	1	1 1	-11	
3	D'Ante Bell		16:50	2-4	0-0	2-3	2 2 4	2 3	6	0	4	0	0 0	-11	
22	Darius Washington		03:37	0-0	0-0	0-0	0 1 1	1 0	0	0	0	0	0 0	-5	
4	Omarion Henry		03:16	0-0	0-0	0-0	0 0 0	2 0	0	1	0	0	0 0	-7	
12	Spencer Simes		02:28	0-0	0-0	0-0	0 0 0	0 0	0	0	1	0	0 0	-2	
10	Marquez Cooper		08:57	1-2	1-2	1-2	1 1 2	2 2	4	0	0	0	0 0	-2	
Team							3 1 4	0	0	0					
Totals					23-50	7-17	9-20	9 20 29	21 23	62	12	23	3	1 3	-29

Technical Fouls: NONE

LSU - 91

Record: 3-0

NO.	Name		Min	FG M-A	3P M-A	FT M-A	Rebounds OR DR TOT	Fouls PF FD	TP	AS	TO	ST	Blocks BS BA	+	
5	Mwani Wilkinson	F	17:48	2-4	2-4	0-0	0 0 0	3 0	6	1	0	0	0	0	1
12	KJ Williams	F	19:07	3-5	1-2	0-0	1 3 4	2 0	7	0	3	3	0	0	1
13	Jalen Reed	F	20:51	3-3	0-0	2-4	2 4 6	4 3	8	0	1	1	0	0	1
3	Justice Hill	G	26:08	4-9	3-5	1-2	1 1 2	1 2	12	5	2	3	0	1	3
44	Adam Miller	G	22:42	2-8	1-7	2-2	0 2 2	1 2	7	1	1	1	0	0	1
20	Derek Fountain		17:18	4-5	1-1	6-6	3 5 8	1 7	15	2	1	7	0	0	2
0	Trae Hannibal		16:35	2-7	0-0	3-5	1 1 2	1 3	7	0	2	0	0	0	2
11	Justice Williams		07:55	2-4	0-1	1-2	0 0 0	0 1 5	5	1	1	0	0	0	6
4	Kendal Coleman		17:12	2-2	0-0	0-1	2 5 7	3 1 4	4	0	1	2	2	0	6
1	Cam Hayes		16:21	5-7	3-5	0-0	0 0 0	1 0 13	1	3	1	0	1	0	13
34	Shawn Phillips		04:18	0-0	0-0	4-4	0 1 1	4 2 4	4	1	1	0	0	0	-3
15	Tyrell Ward		10:24	1-3	1-2	0-0	0 0 0	2 0 3	3	0	0	0	0	0	1
10	Brandon Egemo		01:07	0-0	0-0	0-0	0 1 1	0 0 0	0	0	0	0	0	0	0
25	Adam Benhayoune		01:07	0-0	0-0	0-0	0 0 0	0 0 0	0	0	0	0	0	0	0
30	Parker Edwards		01:07	0-1	0-1	0-0	0 0 0	0 0 0	0	0	0	0	0	0	0
Team							2 1 3	0	0	0	0				
Totals				30-58	12-28	19-26	12 24 36	23 21	91	14	14	17	3	1	29

Technical Fouls: NONE

	UNO	LSU				
Biggest lead	4 (1 st 18:29)	34 (2 nd 6:07)	Points from	UNO	LSU	
Best Scoring Run	7(2 nd 2:53)	14(1 st 5:15)	Turnovers	7	22	
Lead Changes	1		Paint	26	32	
Times Tied	1		Second Chance	13	14	
Time with Lead	02:31	36:41	Fast Breaks	4	15	
			Bench	19	51	
			Period by Period Scoring			
				1st	2nd	TOT
			UNO	25	37	62
			LSU	47	44	91



Official Basketball Box Score - Final
Illinois St. at LSU
11/21/22 John Gray Gymnasium, George Town, Cayman Islands
2022-23 Men's Basketball

Game Time: 11:00 AM
Game Duration: 2:06

Officials: Doug Shows, Eric Curry, Bobby Daw

Illinois St. - 61

Record: 2-3

NO. Name	Min	FG M-A	3P M-A	FT M-A	Rebounds OR DR TOT	Fouls PF FD	TP	AS	
----------	-----	-----------	-----------	-----------	-----------------------	----------------	----	----	--

Box Scores



Official Basketball Box Score - Final
LSU at Akron
11/22/22 John Gray Gymnasium, George Town, Cayman Islands
2022-23 Men's Basketball

Game Time: 1:30 PM
Game Duration: 2:04

Officials: John Gaffney, Doug Shows, Matt Potter

LSU - 73																		
Record: 5-0																		
NO. Name	Min	FG	3P	FT	Rebounds	Fouls	TP	AS	TO	ST	Blocks	+/-	Shooting By Period					
5 Mwani Wilkinson	F 10:13	1-1	0-0	0-0	1 1 2	3 0	2	1	0	0	0	9	1 st FG%	9-24	37.5%	3PT%	5-9	55.6%
12 KJ Williams	F 30:59	6-13	2-4	5-6	2 3 5	3 4	19	0	0	3	1	16	FT%	10-11	90.9%	2 nd FG%	10-11	90.9%
13 Jalen Reed	F 19:21	1-3	1-1	0-0	0 4 4	0 1	3	1	0	0	0	6	3 rd FG%	16-28	57.1%	FT%	4-5	80%
3 Justice Hill	G 25:43	5-11	0-3	4-4	0 2 2	2 2	14	3	0	0	0	1	GM FG%	25-52	48.1%	3PT%	9-19	47.4%
44 Adam Miller	G 38:37	9-15	5-9	0-0	0 2 2	4 0	23	2	6	0	0	16	FT%	14-16	87.5%	GM FG%	25-52	48.1%
20 Derek Fountain	20:39	2-3	0-0	1-1	2 1 3	4 1	5	1	1	1	2	9	Dead Ball Rebounds:	3	0	0	0	0
0 Trae Hannibal	22:57	0-1	0-0	0-0	0 5 5	2 1	0	3	1	2	0	8						
1 Cam Hayes	16:31	1-3	1-1	4-5	0 1 1	2 4	7	3	1	1	0	5						
4 Kendal Coleman	09:01	0-1	0-0	0-0	0 0 0	3 0	0	0	0	1	0	-1						
15 Tyrell Ward	05:59	0-1	0-1	0-0	0 1 1	0 0	0	0	1	0	0	3						
Team					3 3 6		0	1										
Totals	25:52	9-19	14-16	8 23 31	23 13	74	14	10	9	3	1	15						

Akron - 58																		
Record: 3-2																		
NO. Name	Min	FG	3P	FT	Rebounds	Fouls	TP	AS	TO	ST	Blocks	+/-	Shooting By Period					
11 Sammy Hunter	F 27:09	4-14	3-11	2-2	1 0 1	0 1	13	0	0	1	0	-6	1 st FG%	9-29	31.0%	3PT%	5-16	31.3%
25 Enrique Freeman	F 34:00	1-6	0-0	1-4	5 5 10	1 6	3	2	1	0	1	-11	FT%	12-15	80%	2 nd FG%	5-25	20.0%
2 Greg Tribble	G 29:44	0-3	0-0	3-4	1 3 4	5 5	3	0	3	0	0	-8	3 rd FG%	10-15	66.7%	FT%	3-9	33.3%
4 Trendon Hankerson	G 22:11	0-2	0-1	2-2	1 2 4	1 4	2	1	1	0	0	-8	GM FG%	14-54	25.9%	3PT%	8-25	32.0%
13 Xavier Castaneda	G 36:06	6-16	4-9	12-16	1 5 6	0 6	28	4	3	1	0	-3	FT%	22-30	73.3%	GM FG%	14-54	25.9%
1 Gavin Clarke	17:03	1-6	0-3	0-0	1 0 1	1 1	2	1	1	0	0	-20	Dead Ball Rebounds:	6	1	0	0	0
34 Nate Johnson	20:20	0-2	0-0	0-0	5 2 7	0 0	0	0	2	0	0	-1						
0 Amani Lyles	02:34	1-2	0-0	0-0	0 0 0	0 0	2	0	0	0	0	-9						
5 Tavarri Johnson	10:53	1-3	1-1	2-2	0 0 0	3 1	5	0	2	2	0	0						
Team					4 1 5		0	1										
Totals	14:54	8-25	22-30	19 17 36	14 21	58	8	14	4	1	3	-15						

Technical Fouls: Hankerson 1 st 10:42																		
Record: 3-2																		
NO. Name	Min	FG	3P	FT	Rebounds	Fouls	TP	AS	TO	ST	Blocks	+/-	Shooting By Period					
11 Amari Tice	F 24:17	1-4	1-4	0-0	2 5 7	2 0	3	0	3	0	0	6	1 st FG%	12-27	44.4%	3PT%	6-15	40.0%
25 Messiah Jones	F 25:32	2-4	0-1	1-2	1 3 4	4 4	5	2	1	2	0	0	FT%	3-3	100%	2 nd FG%	16-31	51.6%
33 B.J. Mack	C 31:10	7-14	2-7	2-2	3 6 9	4 2	18	4	2	1	1	0	3 rd FG%	5-16	31.3%	FT%	5-6	83.3%
1 Jackson Paveletzke	G 35:29	7-10	1-2	4-4	1 2 3	2 3	19	5	3	1	0	-1	GM FG%	28-56	48.3%	3PT%	11-31	35.5%
10 Corey Tripp	G 34:13	5-9	3-5	1-1	1 1 2	2 1	14	1	3	0	0	-8	FT%	8-9	88.9%	GM FG%	28-56	48.3%
14 Kyler Filwich	05:06	0-0	0-0	0-0	1 0 1	0 1	0	0	0	0	0	-9	Dead Ball Rebounds:	0	0	0	0	0
12 Carson McCorkle	29:08	4-12	3-9	0-0	0 2 2	3 0	11	0	0	1	0	-1						
0 Jackson Silvills	07:29	0-2	0-2	0-0	0 0 0	0 1	0	0	0	0	0	-5						
13 Adam Silas	07:36	2-3	1-1	0-0	0 1 1	0 0	5	0	1	0	0	-10						
Team					0 1 1		0	0										
Totals	28:58	11-31	8-9	9 21 30	17 12	75	12	13	5	1	2	-30						

Technical Fouls: Jones 2 nd 11:50																		
Record: 4-3																		
NO. Name	Min	FG	3P	FT	Rebounds	Fouls	TP	AS	TO	ST	Blocks	+/-	Shooting By Period					
11 Amari Tice	F 24:17	1-4	1-4	0-0	2 5 7	2 0	3	0	3	0	0	6	1 st FG%	12-27	44.4%	3PT%	6-15	40.0%
25 Messiah Jones	F 25:32	2-4	0-1	1-2	1 3 4	4 4	5	2	1	2	0	0	FT%	3-3	100%	2 nd FG%	16-31	51.6%
33 B.J. Mack	C 31:10	7-14	2-7	2-2	3 6 9	4 2	18	4	2	1	1	0	3 rd FG%	5-16	31.3%	FT%	5-6	83.3%
1 Jackson Paveletzke	G 35:29	7-10	1-2	4-4	1 2 3	2 3	19	5	3	1	0	-1	GM FG%	28-56	48.3%	3PT%	11-31	35.5%
10 Corey Tripp	G 34:13	5-9	3-5	1-1	1 1 2	2 1	14	1	3	0	0	-8	FT%	8-9	88.9%	GM FG%	28-56	48.3%
14 Kyler Filwich	05:06	0-0	0-0	0-0	1 0 1	0 1	0	0	0	0	0	-9	Dead Ball Rebounds:	0	0	0	0	0
12 Carson McCorkle	29:08	4-12	3-9	0-0	0 2 2	3 0	11	0	0	1	0	-1						
0 Jackson Silvills	07:29	0-2	0-2	0-0	0 0 0	0 1	0	0	0	0	0	-5						
13 Adam Silas	07:36	2-3	1-1	0-0	0 1 1	0 0	5	0	1	0	0	-10						
Team					0 1 1		0	0										
Totals	28:58	11-31	8-9	9 21 30	17 12	75	12	13	5	1	2	-30						

Technical Fouls: Jones 2 nd 11:50																		
Record: 4-3																		
NO. Name	Min	FG	3P	FT	Rebounds	Fouls	TP	AS	TO	ST	Blocks	+/-	Shooting By Period					
11 Amari Tice	F 24:17	1-4	1-4	0-0	2 5 7	2 0	3	0	3	0	0	6	1 st FG%	12-27	44.4%	3PT%	6-15	40.0%
25 Messiah Jones	F 25:32	2-4	0-1	1-2	1 3 4	4 4	5	2	1	2	0	0	FT%	3-3	100%	2 nd FG%	16-31	51.6%
33 B.J. Mack	C 31:10	7-14	2-7	2-2	3 6 9	4 2	18	4	2	1	1	0	3 rd FG%	5-16	31.3%	FT%	5-6	83.3%
1 Jackson Paveletzke	G 35:29	7-10	1-2	4-4	1 2 3	2 3	19	5	3	1	0	-1	GM FG%	28-56	48.3%	3PT%	11-31	35.5%
10 Corey Tripp	G 34:13	5-9	3-5	1-1	1 1 2	2 1	14	1	3	0	0	-8	FT%	8-9	88.9%	GM FG%	28-56	48.3%
14 Kyler Filwich	05:06	0-0	0-0	0-0	1 0 1	0 1	0	0	0	0	0	-9	Dead Ball Rebounds:	0	0	0	0	0
12 Carson McCorkle	29:08	4-12	3-9	0-0	0 2 2	3 0	11	0	0	1	0	-1						
0 Jackson Silvills	07:29	0-2	0-2	0-0	0 0 0	0 1	0	0	0	0	0	-5						
13 Adam Silas	07:36	2-3	1-1	0-0	0 1 1	0 0	5	0	1	0	0	-10						
Team					0 1 1		0	0										
Totals	28:58	11-31	8-9	9 21 30	17 12	75	12	13	5	1	2	-30						



Official Basketball Box Score - Final
Wofford at LSU
11/22/22 Maravich Assembly Center, Baton Rouge
2022-23 Men's Basketball

Game Time: 2:00 PM
Game Duration: 2:00
Attendance: 8,428

Officials: Tony Greene, Jeb Harless, Hunter Allen

Wofford - 75													Record: 4-3												
NO. Name	Min	FG M-A	3P M-A	FT M-A	Rebounds OR DR	PF	Fouls PT	TP	AS	TO	ST	Blocks BS BA	+/-	Shooting By Period											
11 Amari Tice	F 24:17	1-4	1-4	0-0	2 5 7	2	0	3	0	3	0	0	6	1 st FG%	12-27	44.4%	3PT%	6-15	40.0%						
25 Messiah Jones	F 25:32	2-4	0-1	1-2	1 3 4	4	4	5	2	1	2	0	0	2 nd FG%	3-3	100%									
33 B.J. Mack	C 31:10	7-14	2-7	2-2	3 6 9	4	4	2	18	4	2	1	1	1 st FT%	16-31	51.6%									
1 Jackson Pavlatzke	C 35:29	7-10	1-2	4-4	1 1 2	1	1	1	1	1	0	0	2	3 rd FT%	5-18	31.3%									
10 Corey Tapp	G 34:13	5-9	3-5	1 1 1	2 2 2	1	2	14	1	3	0	0	1	FT%	5-6	83.3%									
14 Kyler Flawich	05:06	0-0	0-0	0 0 1	0 1 0	0	1	0	0	0	0	0	0	GM FG%	25-58	48.3%									
13 Carson McCorkle	29:08	4-12	3-9	0-0	0 2 2	3	3	0	11	0	0	1	0	1 st 3PT%	11-31	35.5%									
0 Jackson Swills	07:29	0-2	0-2	0 0 0	0 0 0	0	1	0	0	0	0	0	0	3 rd FT%	8-9	88.9%									
13 Adam Silas	07:36	2-3	1-1	0-0	0 1 1	0	0	5	0	1	0	0	0	Dead Ball Rebounds: 0											
Team					0 1 1			0	0	0															
Totals	28:58	11-31	8-9	9 21 30	17 12	75	12	13	5	1	2	-3		Total Shots: Foul Shots: 2 nd 1:50											

Box Scores



Official Basketball Box Score - Final
Wake Forest at LSU
12/10/22 State Farm Arena, Atlanta
2022-23 Men's Basketball

Game Time: 2:01 PM
Game Duration: 1:57

Officials: Tony Greene, Steve Anderson, Mike Roberts

Wake Forest - 70

Record: 7-3

NO.	Name	Min	FG	3P	FT	Rebounds	Fouls	TP	AS	TO	ST	Blocks	+/-
			M-A	M-A	M-A	OR DR TOT	PF FD					BS BA	
11	Andrew Carr	F 16:36	2-2	0-0	1-1	0 2 2	5 2	5	0	4	0	1 0	18
25	Zach Keller	F 13:22	0-3	0-2	0-0	0 2 2	2 0	0	0	0	1	0 0	-12
1	Tyree Appleby	G 37:29	11-13	2-4	2-3	0 1 1	2 2	26	6	3	1	0 0	0
2	Cameron Hinkley	G 37:59	4-11	1-3	3-3	0 8 8	2 4	12	4	4	0	0 0	0
30	Damian Monsanto	G 22:43	2-10	2-10	0-0	0 1 1	0 0	6	1	1	1	0 0	-5
4	Dalvien Williams	24:14	1-5	0-3	2-2	0 1 1	0 1	4	0	1	1	0 0	-5
33	Matthew Marsh	24:07	6-6	0-0	1-4	1 10 11	1 4	13	0	0	1	0 0	12
10	Jao Ituka	02:31	1-2	0-0	0-0	1 1 2	0 2	2	0	0	0	0 1	-2
20	Davion Bradford	02:31	0-0	0-0	0-0	2 0 2	2 0	0	0	2	0	0 0	-2
34	Bobbi Klinton	18:28	1-3	0-2	0-0	2 1 3	1 0	2	0	0	0	0 0	-14
Team			2 2	4				0	0				
Totals			28-55	5-24	9-13	8 29 37	15 15	70	11	15	5	1 1	-2

Technical Fouls: NONE

Shooting By Period		
1st FG%	16-30	53.3%
3PT%	5-16	31.2%
FT%	4-7	57.1%
2nd FG%	12-25	48.0%
3PT%	0-8	0.0%
FT%	5-6	83.3%
GM FG%	28-55	50.9%
3PT%	5-24	20.8%
FT%	9-13	69.2%
Dead Ball Rebounds:	2	0

LSU - 72

Record: 8-1

NO.	Name	Min	FG	3P	FT	Rebounds	Fouls	TP	AS	TO	ST	Blocks	+/-
			M-A	M-A	M-A	OR DR TOT	PF FD					BS BA	
15	Mwani Wilkinson	F 10:29	0-4	0-2	0-0	0 1 1	0 0	0	1	0	2	0 0	-9
12	KJ Williams	F 36:33	14-21	7-9	0-2	4 6 10	3 2	35	1	2	1	1 0	8
20	Derek Fountain	F 29:45	4-5	0-0	3-6	3 2 5	1 7	11	0	2	4	0 0	-13
3	Justice Hill	G 24:21	2-6	0-0	0-0	0 1 1	1 0	4	6	0	0	0 0	5
44	Adam Miller	G 36:36	1-10	1-6	0-0	0 0 0	1 1	0	3	1	2	0 0	-1
0	Trae Hannibal	04:20	0-2	0-0	0-0	0 0 0	1 0	0	0	0	0	0 0	-6
1	Cam Hayes	27:45	5-10	2-6	1-1	1 4 5	3 2	13	6	1	0	1 0	14
13	Jalen Reed	09:21	0-0	0-0	1-4	0 0 0	1 2	1	0	0	0	0 0	-8
4	Kendall Coleman	03:27	0-0	0-0	0-0	0 0 0	2 0	0	0	0	0	0 0	-6
11	Justice Williams	17:23	2-6	0-3	1-2	0 1 1	2 2	5	2	1	1	0 0	10
Team			1	5	6			0	0				
Totals			28-64	10-26	6-15	9 21 30	15 15	72	17	7	9	1 1	2

Technical Fouls: NONE

Shooting By Period		
1st FG%	13-33	39.4%
3PT%	4-9	44.4%
FT%	3-7	42.9%
2nd FG%	15-31	48.4%
3PT%	6-17	35.3%
FT%	3-8	37.5%
GM FG%	28-64	43.8%
3PT%	10-26	38.5%
FT%	6-15	40.0%
Dead Ball Rebounds:	7	0

	WFO	LSU	Points from		WFO	LSU	Period by Period Scoring			
Biggest lead	20 (1st 4:16)	5 (1st 18:13)	Turnovers	11	21					
Best Scoring Run	17 (1st 13:10)	11 (1st 0:39)	Paint	44	32					
Lead Changes	8	7	Second Chance	7	14					
Times Tied	6	14	Fast Breaks	17	8					
Time with Lead	23:25	12:16	Bench	21	19					
			Period by Period Scoring		WFO	LSU	1st	2nd	TOT	
					WFO	LSU	41	29	70	
					LSU	33	39	72		



Official Basketball Box Score - Final
Winthrop at LSU
12/17/22 Maravich Assembly Center, Baton Rouge
2022-23 Men's Basketball

Game Time: 6:00 PM
Game Duration: 1:57
Attendance: 9,067

Officials: Bart Lenox, Orlando Pook, Garrick Shannon

Winthrop - 81

Record: 5-7

NO.	Name	Min	FG	3P	FT	Rebounds	Fouls	TP	AS	TO	ST	Blocks	+/-
			M-A	M-A	M-A	OR DR TOT	PF FD					BS BA	
4	Kelton Tallford	F 37:23	11-15	0-0	1-2	2 5 7	1 4	23	1	0	0	2 1	-7
12	Cory Hightower	F 38:52	7-13	7-12	4-4	0 1 1	3 3	25	1	4	1	0 1	-8
0	Sin'Cere McMahon	G 33:18	7-12	3-7	1-0	0 4 4	1 1	18	6	1	2	0 1	-3
1	Toneari Lane	G 27:23	1-5	1-4	0-0	1 2 3	3 0	3	0	2	0	1 1	-2
11	Kasen Fleming	G 37:51	5-10	0-0	1-1	1 5 6	2 3	11	3	3	1	0 1	-8
5	Howard Fleming Jr.	20:11	0-5	0-3	1-4	0 3 3	5 2	1	2	1	1	1 1	-7
23	Michael Moore	02:37	0-0	0-0	0-0	0 0 0	0 0	0	0	0	0	0 0	-1
2	Xavier McKelvy	01:14	0-0	0-0	0-0	0 0 0	0 0	0	0	0	0	0 0	-4
10	Cameron Whiteside	01:11	0-0	0-0	0-0	0 0 0	0 0	0	0	0	0	0 0	0
Team			4	0	4			0	1				
Totals			31-60	11-26	8-12	8 20 28	15 13	81	13	12	5	4 6	-8

Technical Fouls: NONE

Shooting By Period		
1st FG%	15-31	48.4%
3PT%	5-17	29.4%
FT%	4-5	80%
2nd FG%	16-29	55.2%
3PT%	6-9	66.7%
FT%	4-7	57.1%
GM FG%	31-60	51.7%
3PT%	11-26	42.3%
FT%	8-12	66.7%
Dead Ball Rebounds:	2	0

LSU - 89

Record: 10-1

NO.	Name	Min	FG	3P	FT	Rebounds	Fouls	TP	AS	TO	ST	Blocks	+/-
			M-A	M-A	M-A	OR DR TOT	PF FD					BS BA	
12	KJ Williams	F 24:31	8-14	2-4	0-0	2 4 6	3 0	18	0	2	1	1 1	11
20	Derek Fountain	F 31:02	4-7	0-1	0-0	2 5 7	4 1	8	2	0	2	1 1	15
1	Cam Hayes	G 30:52	8-11	4-6	5-6	0 1 1	0 5	25	4	1	2	0 0	15
3	Justice Hill	G 26:29	3-7	3-5	0-0	1 2 3	1 1	9	3	1	0	1 0	-4
44	Adam Miller	G 32:12	5-15	2-10	2-2	0 3 3	1 1	14	3	2	0	1 1	6
13	Jalen Reed	11:58	1-1	0-0	0-0	1 2 3	0 1	2	0	2	1	0 0	-10
0	Trae Hannibal	20:42	2-2	0-0	0-1	1 2 3	2 4	4	6	0	0	0 0	6
4	Kendall Coleman	12:29	2-4	0-0	1-2	4 3 7	2 1	5	0	1	0	2 1	0
11	Justice Williams	09:45	2-3	0-1	0-1	0 0 0	0 1	4	1	1	0	0 0	1
Team			1	1	2			0	0				
Totals			35-64	11-27	8-12	12 23 35	13 15	89	19	10	6	6 4	8

Technical Fouls: NONE

Shooting By Period		
1st FG%	14-33	42.4%
3PT%	5-14	35.7%
FT%	5-8	62.5%
2nd FG%	21-31	67.7%
3PT%	6-13	46.2%
FT%	3-4	75%
GM FG%	35-64	54.7%
3PT%	11-27	40.7%
FT%	8-12	66.7%
Dead Ball Rebounds:	1	0

	WIN	LSU				
Biggest lead	4 (1st 11:59)	12 (2nd 3:40)	Points from	WIN	LSU	Period by Period Scoring
Best Scoring Run	7 (1st 13:02)	8 (1st 17:24)	Turnovers	11	21	
			Paint	40	42	
			Second Chance	14	3	
			Fast Breaks	11	9	
Lead Changes	17	3	Bench	1	15	
Times Tied	9					
Time with Lead	07:51	26:59				
			Period by Period Scoring			
				1st	2nd	TOT
			WIN	39	42	81
			LSU	38	51	89



Official Basketball Box Score - Final
N.C. Central at LSU
12/13/22 Maravich Assembly Center, Baton Rouge
2022-23 Men's Basketball

Game Time: 6:00 PM
Game Duration: 1:53
Attendance: 6,212

Officials: Don Daly, Brian Dorsey, Wesley Ford

N.C. Central - 57

Record: 5-6

NO.	Name	Min	FG	3P	FT	Rebounds	Fouls	TP	AS	TO	ST	Blocks	+/-
			M-A	M-A	M-A	OR DR TOT	PF FD					BS BA	
2	Kris Monroe	F 16:07	2-4	1-2	0-0	0 2 2	5 0	5	0	1	0	0 0	6
35	Brendan Medley-Bacon	C 36:07	5-6	0-0	0-0	0 2 2	4 1	10	0	3	0	0 1	-7
5	Justin Wright	G 34:37	6-14	1-3	1-2	0 4 4	2 1	14	0	4	0	1 1	-9
11	Marque Maultsby	G 19:27	3-8	2-4	1-2	0 2 2	1 3	9	0	1	1	0 1	-2
21	Eric Boone	G 30:00	1-6	0-1	0-0	1 5 6	2 0	2	8	1	2	0 1	-8
44	Dan Oladapo	22:38	1-5	0-0	0-4	3 2 5	2 3	2	0	1	0	0 1	-22
0	Fred Cleveland Jr.	10:25	1-2	1-1	0-0	0 1 1	0 0	3	0	1	0	0 0	-2
1	Ja'Darius Harris	04:58	1-3	0-0	0-0	0 1 1	0 0	2	1	2	0	0 0	-1
23	Cameron Butler	02:49	0-0	0-0	0-0	0 0 0	0 0	0	0	0	0	0 0	0
52	Devon Butts	20:33	4-7	2-4	0-0	0 4 4	0 1	10	1	0	3	0 0	-8
24	Nicolas Fennell	02:19	0-0	0-0	0-0	0 2 2	1 0	0	0	0	1	0 0	2
Team			0	2	2			0	0				
Totals			24-55	7-15	2-8	4 27 31	17 9	57	10	14	7	1 5	-10

Technical Fouls: NONE

Shooting By Period		
1st FG%	11-28	39.3%
3PT%	3-6	50.0%
FT%	1-4	25%
2nd FG%	13-27	48.1%
3PT%	4-9	44.4%
FT%	1-4	25%
GM FG%	24-55	43.6%
3PT%	7-15	46.7%
FT%	2-8	25.0%
Dead Ball Rebounds:	3	0

LSU - 67

Record: 9-1

NO.	Name	Min	FG	3P	FT	Rebounds	Fouls	TP	AS	TO	ST	Blocks	+/-
			M-A	M-A	M-A	OR DR TOT	PF FD					BS BA	
12	KJ Williams	F 31:07	7-13	1-3	3-3	3 9 12	2 2	18	2	2	1	2 0	8
20	Derek Fountain	F 30:27	6-9	0-0	5-9	7 7 14	2 8	17	1	0	1	2 0	11
1	Cam Hayes	G 28:25	6-10	2-5	0-0	0 7 7	0 1	14	2	1	2	0 0	13
3	Justice Hill	G 26:21	3-11	1-5	0-0	0 0 0	0 0	7	4	2	2	0 1	0
44	Adam Miller	G 27:56	0-10	0-8	1-2	0 1 1	3 1	1	2	3	0	0 0	0
11	Justice Williams	16:51	1-4	0-3	0-2	1 0 1	0 2	2	1	0	2	0 0	10
0	Trae Hannibal	16:44	1-3	0-1	2-2	1 1 2	0 2	4	4	3	0	0 0	1
4	Kendall Coleman	06:34	2-2	0-0	0-0	0 1 1	0 0	4	0	0	0	1 0	4
13	Jalen Reed	11:52	0-1	0-0	0-0	0 0 0	2 0	0	0	0	0	0 0	-3
5	Mwani Wilkinson	03:43	0-0	0-0	0-0	0 0 0	1 0	0	0	0	0	0 0	0
Team						2 3 5	0	0					
Totals			26-63	4-25	11-18	15 30 45	9 17 67	16	11	8	5	1	10

Box Scores



Official Basketball Box Score - Final
Arkansas at LSU
12/28/22 Maravich Assembly Center, Baton Rouge
2022-23 Men's Basketball

Game Time: 8:00 PM
Game Duration: 2:09
Attendance: 10,428

Officials: Joe Lindsay, Patrick Evans, Ron Groover

Arkansas - 57

Record: 12-1 (0-1)

NO.	Name	Min	FG	3P	FT	Rebounds	Fouls	TP	AS	TO	ST	Blocks	BS	BA	+/−
			M/A	M/A	M/A	OR DR TOT	PF FD								
13	Jordan Walsh	F 32:03	6-14	1-8	0-0	3 6 9	4 1 13	0	2	2	2	1	1	1	1
15	Makhi Mitchell	F 35:54	3-5	0-0	2-3	2 10 12	3 5 8	1	1	0	3	1	4	1	-4
0	Anthony Black	G 40:00	3-8	0-3	1-2	4 4 8	1 2 7	4	2	1	0	1	0	1	3
1	Ricky Council IV	G 40:00	5-19	1-5	2-5	4 2 6	1 4 13	0	2	3	0	0	0	0	-3
4	Davonte Davis	G 39:52	7-18	2-8	0-0	0 6 6	1 1 16	2	1	2	0	0	0	0	-3
20	Kamari Johnson	07:12	0-0	0-0	0-0	0 0 0	2 0 0	0	0	0	0	0	0	0	-3
11	Jalen Graham	02:39	0-0	0-0	0-0	0 1 1	2 0 0	0	0	2	0	0	0	0	-4
5	Joseph Pinion	02:20	0-1	0-1	0-0	0 0 0	0 0 0	0	0	0	0	0	0	0	4
Team						0 2 2		0	0						
Totals			24-65	4-25	5-10	13 31 44	14 13	57	7	10	8	5	3	1	-3

Technical Fouls: NONE

LSU - 60

Record: 12-1 (1-0)

NO.	Name	Min	FG	3P	FT	Rebounds	Fouls	TP	AS	TO	ST	Blocks	BS	BA	+/−
			M/A	M/A	M/A	OR DR TOT	PF FD								
12	KJ Williams	F 32:37	3-7	2-5	0-0	1 4 5	3 4 8	0	2	2	1	1	1	1	1
20	Derek Fountain	F 29:19	5-9	0-1	4-5	4 6 10	2 3 14	1	2	2	1	2	8	1	2
1	Cam Hayes	G 27:13	2-7	0-3	0-0	0 5 5	0 0 4	3	0	1	0	0	0	0	-7
3	Justice Hill	G 18:49	1-5	0-3	0-3	0 2 2	1 1 2	1	1	0	0	0	0	0	-6
44	Adam Miller	G 29:03	2-9	1-3	2-2	0 4 4	1 3 7	2	1	0	0	1	0	1	-6
0	Trae Hannibal	22:29	9-14	1-2	0-2	1 5 6	0 2 19	2	1	2	0	0	0	0	10
13	Jalen Reed	10:41	0-5	0-0	0-0	1 1 2	3 1 0	0	0	0	0	0	0	0	-5
4	Kendal Coleman	02:49	0-0	0-0	0-0	0 0 0	0 0 0	0	0	0	0	0	0	0	0
5	Mwani Wilkinson	10:47	1-1	0-0	0-0	0 0 0	2 0 2	0	1	0	1	0	1	0	9
34	Shawn Phillips Jr.	04:34	0-1	0-0	0-0	1 0 1	0 0 0	0	0	0	0	0	0	0	2
11	Justice Williams	11:39	2-4	0-0	0-0	0 0 0	1 0 4	0	0	2	1	0	0	0	9
Team						1 3 4		0	0						
Totals			25-62	4-17	6-12	9 30 39	13 14	60	9	10	6	3	5	3	3

Technical Fouls: NONE

	ARK	LSU
Biggest lead	6 (2 nd 10:21)	6 (1 st 0:17)
Best Scoring Run	6 (1 st 14:24)	8 (2 nd 7:06)
Lead Changes	7	
Times Tied	10	
Time with Lead	14:18	18:51

Points from	ARK	LSU
Turnovers	4	13
Paint	36	40
Second Chance	11	6
Fast Breaks	7	8
Bench	0	25

Period by Period Scoring			
	1st	2nd	TOT
ARK	19	38	57
LSU	24	36	60

Shooting By Period		
1 st	FG%	10-34 29.4%
	3PT%	3-11 27.3%
	FT%	1-3 33.3%
2 nd	FG%	15-28 53.6%
	3PT%	1-6 16.7%
	FT%	5-9 55.6%
GM	FG%	25-62 40.3%
	3PT%	4-17 23.5%
	FT%	6-12 50.0%
Dead Ball Rebounds: 3, 1		



Official Basketball Box Score - Final
LSU at Kentucky
01/03/23 Rupp Arena, Lexington
2022-23 Men's Basketball

Game Time: 9:00 PM
Game Duration: 2:11
Attendance: 19,610

Officials: Doug Shows, Vladimir Voyarov-Tadai, Jeb Harness

LSU - 71

Record: 12-2 (1-1)

NO.	Name	Min	FG	3P	FT	Rebounds	Fouls	TP	AS	TO	ST	Blocks	BS	BA	+/−
			M/A	M/A	M/A	OR DR TOT	PF FD								
12	KJ Williams	F 35:39	8-13	4-6	3-3	0 3 3	3 2 23	2	1	0	1	0	0	0	-1
20	Derek Fountain	F 25:14	3-4	0-0	0-0	3 5 8	2 2 6	2	1	1	0	0	0	0	4
1	Cam Hayes	G 31:43	3-5	2-4	3-3	0 0 0	2 1 11	2	1	0	0	0	0	0	4
3	Justice Hill	G 12:43	0-3	0-1	0-0	0 1 1	0 0 0	0	0	1	0	0	0	0	-13
44	Adam Miller	G 32:29	5-15	5-13	0-0	0 1 1	0 1 15	2	0	0	0	0	0	0	5
0	Trae Hannibal	29:03	5-6	0-0	0-4	1 2 3	2 4 12	4	4	1	0	0	0	0	0
20	Justice Williams	11:12	1-4	0-1	0-0	1 1 2	1 0 2	1	0	0	0	0	0	0	-4
13	Jalen Reed	13:40	1-3	0-0	0-0	0 2 2	3 1 2	1	0	0	0	0	0	0	-6
4	Kendal Coleman	02:27	0-0	0-0	0-0	0 0 0	1 0 0	0	0	0	0	0	0	0	-3
34	Shawn Phillips Jr.	03:00	0-0	0-0	0-0	0 0 0	1 0 0	0	0	0	0	0	0	0	-2
5	Mwani Wilkinson	01:50	0-0	0-0	0-0	0 0 0	0 0 0	0	0	1	0	0	0	0	-1
Team						0 2 2		0	1						
Totals			26-53	11-25	8-10	5 17 22	15 11	74	15	9	3	1	3	1	-3

Technical Fouls: NONE

Kentucky - 74

Record: 10-4 (1-1)

NO.	Name	Min	FG	3P	FT	Rebounds	Fouls	TP	AS	TO	ST	Blocks	BS	BA	+/−
			M/A	M/A	M/A	OR DR TOT	PF FD								
0	Jacob Toppin	F 31:04	9-13	1-1	2-2	1 2 3	1 3 21	3	1	1	1	0	1	0	4
24	Chris Livingston	F 28:40	1-5	1-4	2-2	0 1 1	1 1 5	1	0	0	0	0	0	0	0
34	Oscar Tshiebwe	F 40:00	7-9	0-0	5-7	7 9 16	3 7 19	1	0	1	1	1	1	1	3
2	Sahvir Wheeler	G 37:21	4-10	3-5	0-1	0 6 6	2 3 11	9	2	0	0	0	0	0	2
22	Cason Wallace	G 40:00	6-13	2-7	0-0	3 3 1	7 14	1	0	0	1	0	0	0	3
12	Antonio Reeves	13:59	0-1	0-1	2-2	0 0 0	1 1 2	0	0	0	0	0	0	0	4
4	Daimon Collins	08:56	1-3	0-0	0-0	1 0 1	2 0 2	0	0	0	0	1	0	0	-1
Team						1 0 1		0	1						
Totals			28-54	7-18	11-14	10 21 31	11 15	74	18	6	2	3	1	3	1

Technical Fouls: NONE

	LSU	UKY
Biggest lead	2 (1 st 11:36)	10 (2 nd 12:30)
Best Scoring Run	8 (2 nd 6:29)	7 (2 nd 17:54)
Lead Changes	6	
Times Tied	3	
Time with Lead	02:44	34:59

Points from	LSU	UKY
Turnovers	4	7
Paint	26	34
Second Chance	6	12
Fast Breaks	2	8
Bench	16	4

Period by Period Scoring			
	1st	2nd	TOT
LSU	38	33	71
UKY	42	32	74

Shooting By Period		
1 st	FG%	16-28 57.1%
	3PT%	4-8 50.0%
	FT%	6-8 75%
2 nd	FG%	12-26 46.2%
	3PT%	3-10 30.0%
	FT%	5-6 83.3%
GM	FG%	28-54 51.9%
	3PT%	7-18 38.9%
	FT%	11-14 78.6%



Official Basketball Box Score - Final
LSU at Texas A&M
01/07/23 Reed Arena, Bryan-College Station
2022-23 Men's Basketball

Game Time: 5:00 PM
Game Duration: 2:06
Attendance: 9,319

Officials: Joe Lindsay, Mike Nance, Rob Rorke

LSU - 56

Record: 12-3 (1-2)

NO.	Name	Min	FG	3P	FT	Rebounds	Fouls	TP	AS	TO	ST	Blocks	BS	BA	+/−
			M/A	M/A	M/A	OR DR TOT	PF FD								
12	KJ Williams	F 37:23	2-6	0-2	6-6	2 6 8	2 3 10	2	0	2	1	0	0	0	-8
20	Derek Fountain	F 21:01	1-3	0-0	0-0	1 2 3	5 3 2	1	1	1	0	0	0	0	-8
0	Trae Hannibal	G 23:47	2-9	0-0	0-0	5-9	1 4 5	3 6 9	4	3	2	0	0	0	1
1	Cam Hayes	G 25:12	4-11	1-5	1-1	0 2 2	1 1 10	0	1	0	0	0	0	0	-12
44	Adam Miller	G 34:00	5-10	5-8	1-2	0 1 1	1 2 16	1	1	1	0	0	0	0	-11
3	Justice Hill	29:32	2-4	2-4	0-0	1 0 1	1 0 6	2	5	5	0	0	0	0	-13
4	Kendal Coleman	07:54	0-1	0-0	0-0	1 2 3	1 1 0	0	0	0	0	0	0	0	-2
11	Justice Williams	10:38	1-3	1-3	0-0	0 0 0	1 0 3	1	0	0	0	0	0	0	-3
13	Jalen Reed	09:51	0-2	0-0	0-0	1 1 2	1 1 0	0	0	1	0	0	0	0	-7
34	Shawn Phillips Jr.	00:42	0-0	0-0	0-0	0 0 0	0 0 0	0	0	0	0	0	0	0	-2
Team						1 1 2		0	3						
Totals			17-49	9-22	13-18	8 19 27	16 17	56	11	15	11	3	1	1	-13

Technical Fouls: NONE

Texas A&M - 69

Record: 10-5 (2-0)

NO.	Name	Min	FG	3P	FT	Rebounds	Fouls	TP	AS	TO	ST	Blocks	BS	BA	+/−
			M/A	M/A	M/A	OR DR TOT	PF FD								
15	Henry Coleman III	F 31:38	3-9	0-0	1-2	2 4 6	2 2 7	0	2	2	0	2	8	1	9
34	Julius Marble	F 30:22	7-12	0-1	3-5	3 6 9	3 5 17	0	1	0	1	0	0	0	9
0	Dexter Dennis	G 28:17	6-8	2-4	3-4	2 2 4	6 3 2	17	1	2	3	0	0	0	13
4	Wade Taylor IV	G 34:57	4-10	1-4	4-4	0 2 6	4 3 13	6	4	0	0	0	0	0	16
23	Tyrece Radford	G 31:44	6-10	1-3	1-2	3 2 5	1 1 14	1	2	0	0	0	0	0	11
11	Andersson Garcia	11:24	0-0	0-0	0-0	0 2 2	1 1 0	1	0	2	0	0	0	0	6
20	Andre Gordon	16:17	0-2	0-1	0-0	0 2 2	0 1 0	3	0	0	0	0	0	0	1
2	Hayden Hehner	09:18	0-3	0-3	1-2	0 0 0	1 1 1	1	0	0	0	0	0	0	0
13	Solomon Washington	05:32	0-0	0-0	0-0	0 1 1	1 0 0	0	0	0	1	0	0	0	3
1	Khalen Robinson	00:31	0-0	0-0	0-0	0 0 0	0 0 0	0	0	0	0	0	0	0	-2
Team						2 3 5		0	0						

Box Scores



Official Basketball Box Score - Final

LSU at Alabama
01/14/23 Coleman Coliseum, Tuscaloosa
2022-23 Men's Basketball

Game Time: 3:00 PM

Game Duration: 2:03

Attendance: 13,474

Officials: Bart Lenox, Patrick Evans, Brian Dorsey

LSU - 66		Record: 12-5 (1-4)											
NO.	Name	Min	FG M-A	3P M-A	FT M-A	Rebounds OR DR TOT	Fouls PF FD	TP	AS	TO	ST	Blocks BS BA	+/-
12	KJ Williams	F 17:51	4-12	2-3	0-0	2 0 1	4 0	10	0	2	0	0	-26
20	Derek Fountain	F 21:08	0-9	0-4	9-10	2 0 2	1 7	9	0	3	1	0	-22
0	Trae Hannibal	G 16:16	1-2	0-0	0-0	2 4 6	1 2	2	3	0	0	0	-23
3	Justice Hill	G 18:19	1-7	1-5	0-0	0 2 2	0 0	3	0	1	0	0	-19
44	Adam Miller	G 30:52	2-5	2-2	3-5	0 4 4	3 4	9	1	1	0	0	-26
13	Jalen Reed	17:34	2-4	0-1	1-4	3 4 7	2 2	5	0	2	0	0	-16
1	Cam Hayes	20:23	4-6	2-3	0-0	0 1 1	2 0	10	2	0	0	0	-21
4	Kendal Coleman	10:01	1-4	0-0	3-4	1 2 3	3 2	5	0	0	0	0	-3
11	Justice Williams	19:55	1-4	1-1	6-6	0 0 1	1 4	9	5	1	0	0	-20
15	Tyrell Ward	14:15	1-6	0-2	0-0	1 1 2	0 0	2	1	0	2	0	-11
34	Shawn Phillips Jr.	13:26	1-2	0-0	0-0	1 3 4	1 0	2	0	1	1	0	-13
Team						3 2 5		0	0	0			
Totals			18-61	8-21	22-29	14 24 38	18 21	66	12	11	4	0 7	-40

Technical Fouls: NONE

Alabama - 106												
Record: 15-2 (5-0)												
NO. Name	Min	FG M-A	3P M-A	FT M-A	Rebounds OR DR TOT	Fouls PF FD	TP	AS	TO	ST	Blocks BS BA	+/-
15 Noah Clowney	F 20:37	2-7	0-5	0-0	4 4 8	2 2	4	0	1	0	1 0	15
24 Brandon Miller	F 24:03	11-16	7-11	2-2	1 8 9	2 4	31	1	1	0	0 0	38
14 Charles Bediako	C 14:39	1-1	0-0	1-1	1 1 2	3 1	2	2	1	1	2 0	17
0 Jaden Bradley	G 20:52	2-4	1-1	2-2	0 1 1	2 1	7	6	2	0	0 0	32
1 Mark Sears	G 23:21	4-9	2-7	2-2	0 5 5	2 3	12	1	1	3	0 0	29
3 Rylan Griffen	20:37	4-12	2-8	2-2	3 3 6	1 1	12	1	1	1	0 0	7
4 Noah Gurley	15:38	2-7	2-6	2-2	2 3 5	2 1	8	1	1	0	1 0	16
5 Jahvon Quinerly	16:14	4-8	4-8	0-0	1 1 2	0 0	12	4	0	0	0 0	19
10 Dom Welch	18:48	1-5	1-5	2-2	1 2 3	1 1	5	1	0	1	2 0	22
23 Nick Pringle	18:38	3-3	0-0	4-7	6 1 7	4 4	10	1	0	0	1 0	11
12 Delaney Heard	02:11	0-1	0-1	0-0	0 0 0	0 0	0	0	0	0	0 0	-2
30 Adam Cottrell	02:11	1-1	1-1	0-0	0 0 0	0 0	3	0	0	0	0 0	-2
34 Jaden Quinerly	02:11	0-2	0-1	0-0	0 0 0	0 0	1	0	1	1	0 0	-2
Team					1 3 4		0	0				
Totals		35-76	20-54	16-20	20 32 52	21 18	106	19	8	7	0 1	40

Technical Fouls: NONE

LSU		BMA	
Biggest lead	0 (1 st 20:00)	45 (2 nd 1:39)	
Best Scoring Run	7 (2 nd 12:14)	13 (1 st 5:15)	
Lead Changes	0		
Times Tied	1		
Time with Lead	00:00	39:19	

Points from	LSU	BMA
Turnovers	2	19
Paint	18	30
Second Chance	8	32
Fast Breaks	8	15
Bench	33	50

Period by Period Scoring	1st	2nd	TOT
LSU	22	44	66
BMA	59	47	106



Official Basketball Box Score - Final

Tennessee at LSU
01/21/23 Maravich Assembly Center, Baton Rouge
2022-23 Men's Basketball

Game Time: 3:00 PM

Game Duration: 1:55

Attendance: 10,462

Officials: Joe Lindsay, Okenda Potts, Owen Shott

Tennessee - 77														
Record: 16-3 (6-1)														
NO.	Name	Min	FG M-A	3P M-A	FT M-A	Rebounds OR DR TOT	Fouls PF FO	TP	AS	TO	ST	Blocks BS BA	+/-	
2	Julian Phillips	F 23:10	2-6	2-3	4-4	1 3 4	4 3	10	1	2	0	0	15	
13	Olivier Nkamhoua	F 16:47	1-4	0-1	0-0	1 2 3	4 1	2	0	0	1	0	-10	
5	Zakai Zeigler	G 37:15	5-12	2-8	0-0	0 2 2	0 2	12	10	1	2	2	27	
25	Santiago Vescovi	G 30:58	2-7	2-7	0-0	2 2 2	0 1	6	3	0	0	0	22	
30	Josiah-Jordan James	G 30:45	9-16	4-6	0-0	2 5 7	3 3	22	1	2	3	0	22	
0	Jonas Aido	20:07	3-5	0-1	2-2	5 2 7	2 2	8	0	1	0	1	26	
4	Tyreke Key	17:44	4-10	2-5	0-0	4 3 7	2 0	10	0	0	1	0	4	
11	Tobe Awaka	12:21	2-3	0-0	0-0	0 0 0	0 3	4	0	0	0	0	0	
15	Jahmai Mashack	10:53	1-2	0-1	1-2	1 1 2	1 2	3	0	0	0	0	-5	
Team						0 0 0		0	2					
Totals				29-65	12-32	7-8	14 20 34	17 16	77	15	8	4	0	21

Technical Fouls: NONE

LSU - 56												
Record: 12-7 (1-6)												
NO. Name	Min	FG M-A	3P M-A	FT M-A	Rebounds OR DR TOT	Fouls PF FD	TP	AS	TO	ST	Blocks BS BA	+/-
12 KJ Williams	F 28:58	7-16	2-6	0-1	1 3 4	2 3	16	0	1	0	0 0	-21
20 Derek Fountain	F 20:22	2-3	0-0	2-2	2 1 3	3 6	0	3	0	0	0 0	-8
1 Cam Hayes	G 26:14	1-5	1-5	0-0	0 3 3	2 3	2	3	0	0	0 0	-9
11 Justice Williams	G 35:06	1-3	1-1	2-2	0 2 2	0 1	5	4	2	1	0 0	-14
44 Adam Miller	G 28:53	1-5	0-3	1-1	0 2 2	3 1	3	0	6	0	0 0	-15
0 Trae Hannibal	24:52	5-6	0-0	0-0	0 3 3	4 0	10	0	4	1	0 0	-18
13 Jalen Reed	22:01	3-5	0-1	3-7	2 3 5	1 4	9	0	3	0	0 0	-19
4 Kendal Coleman	09:42	1-1	0-0	2-4	1 1 2	1 3	4	0	0	0	0 0	0
34 Shawn Phillips Jr.	03:52	0-0	0-0	0-0	0 0 0	0 0	0	0	0	0	0 0	-1
Team					1 4 5		0	0				
Totals	21-44	4-16	10-17	7 22 29	16 17	56	8	19	2	0	4 -21	

Technical Fouls: NONE

TEN		LSU	
Biggest lead	27 (2 nd 11:38)	2 (1 st 19:20)	
Best Scoring Run	10 (1 st 1:20)	6 (2 nd 9:32)	
Lead Changes	5		
Times Tied	0		
Time with Lead	36:59	02:21	

Points from	TEN	LSU
Turnovers	33	7
Paint	30	32
Second Chance	20	12
Fast Breaks	10	1
Bench	25	23

Period by Period Scoring	1st	2nd	TOT
TEN	39	38	77
LSU	22	34	56



Official Basketball Box Score - Final

Auburn at LSU
01/19/23 Maravich Assembly Center, Baton Rouge
2022-23 Men's Basketball

Game Time: 6:00 PM

Game Duration: 1:58

Attendance: 9,967

Officials: Doug Shows, Steven Anderson, Courtney Green

Auburn - 67												
Record: 15-3 (5-1)												
NO. Name	Min	FG M-A	3P M-A	FT M-A	Rebounds OR DR TOT	Fouls PF FD	TP	AS	TO	ST	Blocks BS BA	+/-
2 Jaylin Williams	F 32:44	6-13	1-4	1-1	3 4 7	2 1	14	2	2	0	3 0	14
4 Jhoni Broome	F 22:41	2-5	0-0	0-2	1 5 6	3 3	4	0	3	2	2 0	5
1 Wendell Green Jr.	G 29:12	5-14	1-6	3-3	0 4 4	0 3	14	4	0	0	2 1	13
12 Zep Jasper	F 18:05	2-4	1-2	0-0	2 0 2	0 0	5	1	1	0	0 0	4
22 Allen Flanigan	G 23:27	3-6	2-3	0-0	0 7 7	5 0	8	0	1	0	0 1	10
0 K.D. Johnson	21:55	2-7	2-4	2-2	0 1 1	1 1	8	1	0	2	0 2	14
44 Dylan Cardwell	17:19	2-3	0-1	0-2	3 4 7	3 2	4	2	0	0	2 0	13
21 Yohan Traore	07:16	1-2	0-1	0-0	0 0 0	0 0	2	0	1	0	0 0	4
3 Tre Donaldson	10:48	0-1	0-0	0-0	0 4 4	0 2	0	1	0	1	0 0	5
24 Lior Berman	16:33	3-4	1-2	1-1	1 0 1	2 1	8	0	0	0	0 0	8
Team					1 1 2		0	2				
Totals		26-59	8-24	7-11	11 30 41	16 13	67	11	10	8	7 5	18

Shooting By Period		
1st FG%	12-25	48.0%
3PT%	5-11	45.5%
FT%	3-7	42.9%
2nd FG%	14-34	41.2%
3PT%	3-13	23.1%
FT%	4-4	100%
3rd FG%	26-59	44.1%
3PT%	8-24	33.3%
FT%	7-11	63.6%
Dead Ball Rebounds: 2, 1		

Technical Fouls: NONE

LSU - 49													
Record: 12-6 (1-5)													
NO. Name	Min	FG M-A	3P M-A	FT M-A	Rebounds OR DR TOT	Fouls PF FD	TP	AS	TO	ST	Blocks BS BA	+/-	
12 KJ Williams	F 35:32	7-15	2-5	0-1	3 5 8	0 2	16	0	3	2	2	-12	1 st FG 7-27 25.9%
20 Derek Fountain	F 25:47	1-6	0-1	0-0	4 1 5	2 1	2	0	2	1	1	-2	3PT% 2-11 18.2%
1 Cam Hayes	G 26:25	1-6	0-3	0-0	0 3 3	0 0	2	2	0	0	0	-13	FT% 5-7 71.4%
11 Justice Williams	G 31:33	2-7	1-1	0-0	0 5 6	3 1	7	1	1	0	0	-14	2 nd FG 10-31 32.3%
44 Adam Miller	G 36:34	2-11	1-8	0-0	1 2 3	3 1	5	3	4	1	0	-17	3PT% 2-9 22.2%
0 Trae Hannibal	23:26	3-11	0-10	1-2	1 1 2	2 8	16	1	1	0	0	-16	FT% 1-11 9.1%
4 Kendal Coleman	05:40	0-0	0-0	1-2	0 1 1	1 1	1	0	0	0	0	-1	3PT% 4-20 20.0%
15 Tyrell Ward	03:21	0-1	0-1	0-0	0 0 0	0 0	0	0	0	0	0	-6	FT% 1-17 5.9%
13 Jalen Reed	08:46	0-1	0-0	0-2	1 4 5	1 2	0	0	0	1	1	-1	3PT% 1-17 6.0%
34 Shawn Phillips Jr.	02:56	0-0	0-0	0-0	0 0 0	0 0	0	0	0	0	0	-3	Dead Ball Rebounds: 3
Team					3 2 5		0	0					
Totals		17-58	4-20	11-17	14 24 38	13 16	49	7	11	5	5	-18	

Box Scores



Official Basketball Box Score - Final
Texas Tech at LSU
01/28/23 Maravich Assembly Center, Baton Rouge
2022-23 Men's Basketball

Game Time: 1:00 PM
Game Duration: 2:09
Attendance: 9,939

Officials: Doug Shows, Owen Shortt, Brian Dorsey

Texas Tech - 76

Record: 11-10

NO.	Name	Min	FG		3P		FT		Rebounds			Fouls		TP	AS	TO	ST	Blocks		+/-
			M-A	M-A	M-A	M-A	OR	DR	TOT	PF	FD							BS	BA	
0	Kevin Obanor	F 36:09	8-15	3-6	3-5	1	3	4	2	3	22	0	1	0	1	3	2			
12	Daniel Batcho	F 32:31	2-8	0-0	4-4	4	3	7	1	5	8	2	1	1	2	0	0			
20	Jaylon Tyson	G 22:02	1-4	0-0	2-4	2	5	7	2	2	4	1	2	2	0	0	-5			
23	De'Von Harmon	G 34:05	5-10	2-2	2-2	1	3	4	2	1	14	8	2	0	0	1	6			
24	Kerwin Walton	G 21:33	6-7	5-6	0-0	1	0	1	3	0	17	0	1	0	0	0	0			
1	Lamar Washington	05:55	0-1	0-1	0-0	0	0	0	2	0	0	1	1	0	0	0	2			
4	Robert Jennings	06:21	0-1	0-0	0-0	2	0	2	1	1	0	0	1	1	1	0	3			
5	KJ Allen	06:19	0-1	0-1	1-2	0	1	1	1	1	1	1	1	0	2	0	0	12		
3	D'Maurian Williams	13:15	1-2	1-1	2-2	0	0	0	2	1	5	1	0	1	0	0	14			
22	Elijah Fisher	21:50	2-5	0-1	1-2	3	6	9	1	2	5	0	1	2	1	0	6			
Team						1	0	1			0									
Totals			25-54	11-18	15-21	15	21	36	17	16	76	14	11	9	5	4	8			

Technical Fouls: NONE

Shooting By Period			
1st	FG%	13-25	52.0%
3PT%	7-11	63.6%	
FT%	8-10	80%	
2nd	FG%	12-29	41.4%
3PT%	4-7	57.1%	
FT%	7-11	63.6%	
GM FG%	25-54	46.3%	
3PT%	11-18	61.1%	
FT%	15-21	71.4%	
Dead Ball Rebounds: 3, 1			

LSU - 68

Record: 12-9

NO.	Name	Min	FG		3P		FT		Rebounds			Fouls		TP	AS	TO	ST	Blocks		+/-
			M-A	M-A	M-A	M-A	OR	DR	TOT	PF	FD							BS	BA	
12	KJ Williams	F 33:55	5-18	2-5	2-3	4	5	9	4	4	14	1	0	1	2	2	-1			
20	Derek Fountain	F 22:27	3-5	0-1	4-4	3	3	6	3	5	10	0	0	0	1	0	-2			
1	Cam Hayes	G 25:52	4-9	1-4	0-0	0	2	2	2	0	9	1	2	1	0	1	1			
11	Justice Williams	G 31:10	1-8	0-4	0-0	3	2	5	1	1	2	4	2	1	0	1	0			
44	Adam Miller	G 34:11	6-12	5-10	3-4	1	2	3	4	1	20	1	2	2	0	1	-4			
0	Trae Hannibal	19:57	2-3	0-0	3-4	1	1	2	1	3	7	1	1	1	1	0	-13			
3	Justice Hill	08:50	1-3	1-2	0-0	0	0	0	0	0	3	1	2	0	0	0	-8			
4	Kendal Coleman	08:59	0-1	0-0	0-0	1	0	1	0	0	0	1	0	0	0	0	-16			
13	Jalen Reed	14:39	0-0	0-0	3-4	2	1	3	1	3	3	0	1	0	1	0	3			
Team						2	1	3			0									
Totals			22-59	9-26	15-19	17	17	34	16	17	68	10	10	6	4	5	-8			

Technical Fouls: NONE

Shooting By Period			
1st	FG%	12-28	42.9%
3PT%	6-13	46.2%	
FT%	3-6	50%	
2nd	FG%	10-31	32.3%
3PT%	3-13	23.1%	
FT%	12-13	92.3%	
GM FG%	22-59	37.3%	
3PT%	9-26	34.6%	
FT%	15-19	78.9%	
Dead Ball Rebounds: 2, 0			

	TTU	LSU				
Biggest lead	11 (1 st 9:33)	5 (2 nd 8:59)	Points from	TTU	LSU	
Best Scoring Run	9 (1 st 12:40)	10 (2 nd 8:59)	Turnovers	18	17	
			Paint	26	24	
Lead Changes	12		Second Chance	14	20	
Times Tied	4		Fast Breaks	13	11	
Time with Lead	32:04	05:15	Bench	11	13	
			Period by Period Scoring			
				1st	2nd	TOT
			TTU	41	35	76
			LSU	33	35	68





0
Trae Hannibal
G • 6-2 • 215 • Sr.
Elliott, South Carolina




1
Cam Hayes
G • 6-2 • 185 • Jr.
Greensboro, North Carolina



2
Corneilous Williams
F • 6-9 • 210 • Fr.
Meridian, Mississippi



3
Justice Hill
G • 6-0 • 175 • Sr.
Little Rock, Arkansas



4
Kendal Coleman
C • 6-8 • 230 • Jr.
Shreveport, Louisiana



5
Mwani Wilkinson
F • 6-5 • 205 • Jr..
Las Vegas, Nevada



10
Brandon Egemo
G • 6-1 • 175 • Jr..
Los Angeles, California



11
Justice Williams
G • 6-4 • 175 • So..
Philadelphia, Pennsylvania



12
KJ Williams
F • 6-10 • 250 • 5th yr Sr.
Cleveland, Mississippi



13
Jalen Reed
F • 6-10 • 230 • Fr.
Jackson, Mississippi



15
Tyrell Ward
F • 6-6 • 185 • Fr.
Washington, D. C.



20
Derek Fountain
F • 6-10 • 225 • Jr.
Holly Springs, Mississippi




21
Austin Montgomery
G • 6-4 • 180 • Fr.
New Orleans, Louisiana



25
Adam Benhayoune
F • 6-5 • 225 • So..
Helotes, Texas



30
Parker Edwards
F • 6-2 • 220 • Sr.
Covington, Louisiana



34
Shawn Phillips
G • 7-0 • 245 • Fr.
Dayton, Ohio



44
Adam Miller
G • 6-3 • 190 • So.
Peoria, Illinois



Matt McMahon
Head Coach • 1st Season