

12

at SEC Championships

March 18, 2023 • Session II • 7:00 p.m. CT • Duluth, Ga.
Live Stats: lsusports.net • TV/Video: SEC Network

#6 LSU (8-5, 4-3 SEC)

DATE OPPONENT RESULT LSU/OPP.SCORE

JANUARY

6	at #3 Utah	L	196.775-197.225
13	at #12 Kentucky*	L	196.575-197.125
16	#1 Oklahoma	L	197.450-197.600
20	#12 Missouri*	W	197.150-196.525
27	at #23 Arkansas*	L	197.250-197.475

FEBRUARY

3	#17 Georgia*	W	197.700-196.925
10	at #5 Auburn*	L	197.500-197.750
17	#2 Florida*	W	198.100-197.975
24	at #9 Alabama*	W	197.975-197.925

MARCH

3	at Podium Challenge W	First, 1 of 4	
	California		197.700-197.675
	George Washington		197.700-195.125
	Washington		197.700-196.000
10	West Virginia	W	198.025-196.450
18	SEC Champ. (Duluth, Ga.)	TBA	
30	NCAA Regional Second Round		

APRIL

1	NCAA Regional Final
13	NCAA Semifinals
15	NCAA Championships

On Air

TV: SEC Network

Bart Conner, Play-By-Play
Kathy Johnson Clark, Analyst
Sam Peszek, Reporter



Who To Contact

Assistant SID/Gymnastics Contact

Alyssa Leal
Email: aleal3@lsu.edu
Cell: 504-373-7428 • Office: 225-578-7678

Connect to LSU Gymnastics

Official Athletics Website

[LSUsports.net/gymnastics](https://lsusports.net/gymnastics)

Instagram

@LSUgym

Twitter

@LSUgym

Facebook

@LSUgym

TikTok

@lsugymtigers

Matchup

LSU

Overall Team NQS (Ranking)	197.780 (6)
Team Vault NQS (Ranking)	49.495 (3)
Team Bars NQS (Ranking)	49.415 (8)
Team Beam NQS (Ranking)	49.395 (9)
Team Floor NQS (Ranking)	49.560 (4)
Overall Team High	198.100
Team Vault High	49.675
Team Bars High	49.500
Team Beam High	49.550
Team Floor High	49.750

Kentucky

Overall Team NQS (Ranking)	197.630 (8)
Team Vault NQS (Ranking)	49.390 (5)
Team Bars NQS (Ranking)	49.350 (13)
Team Beam NQS (Ranking)	49.380 (11)
Team Floor NQS (Ranking)	49.465 (12)
Overall Team High	197.875
Team Vault High	49.550
Team Bars High	49.500
Team Beam High	49.450
Team Floor High	49.600

Florida

Overall Team NQS (Ranking)	198.015 (3)
Team Vault NQS (Ranking)	49.405 (4)
Team Bars NQS (Ranking)	49.585 (2)
Team Beam NQS (Ranking)	49.550 (4)
Team Floor NQS (Ranking)	49.540 (5)
Overall Team High	198.350
Team Vault High	49.525
Team Bars High	49.800
Team Beam High	49.625
Team Floor High	49.725

Alabama

Overall Team NQS (Ranking)	197.560 (10)
Team Vault NQS (Ranking)	49.330 (12)
Team Bars NQS (Ranking)	49.375 (12)
Team Beam NQS (Ranking)	49.420 (8)
Team Floor NQS (Ranking)	49.475 (10)
Overall Team High	198.000
Team Vault High	49.525
Team Bars High	49.625
Team Beam High	49.700
Team Floor High	49.700

Next Up

Gymnastics Competes For Fifth SEC Title On Saturday

The sixth-ranked LSU gymnastics team will compete for the program's fifth Southeastern Conference title in the second session of the SEC Championships at 7 p.m. CT on Saturday, March 18, at Gas South Arena in Duluth, Georgia. The meet will be televised live on SEC Network with Bart Conner, Kathy Johnson Clarke and Sam Peszek on the call. There will also be event-specific streams available on SEC Network Plus and the ESPN app. The Tigers will face off against seven teams for the top spot in the most difficult conference in the country. All eight teams are ranked in the top-20 and four of the top-10 teams in the nation are from the SEC. The Tigers earned the second seed and will start the competition on bars and move to beam, floor and wrap up on vault. LSU is ranked sixth in the nation with an NQS of 197.780. This will be the final meet for the Tigers to improve their NQS before the NCAA bracket is revealed on Monday. With a score of 197.510 or higher, LSU will improve its NQS.

Storylines

- LSU has finished in the top two at the SEC Championships 10 times with four victories in the program's history, the last being in 2019.
- A total of 25 LSU gymnasts have combined to win 47 SEC titles since 1981. The program has also recorded 98 All-SEC honors amongst 44 gymnasts.
- LSU has remained ranked in the top-10 for eight consecutive weeks and also rank in the top-10 on all four events for the second time this season. The Tigers are ranked third on vault, eighth on bars, ninth on beam and fourth on floor.
- The Tigers season high score of 198.100 came against Florida on February 17 to record the ninth highest overall score in program history.
- Haleigh Bryant and Elena Arenas are All-SEC performers and bring experienced routines to Saturday's conference championships.
- Haleigh Bryant made LSU history in the squad's last home meet against West Virginia as she became the only LSU gymnast to record three 10's in a single meet and only the fifth gymnast to do so in all of NCAA gymnastics. Bryant now owns 10 career perfect scores and leads the LSU record books with most career 10's.
- Sophomore Aleah Finnegan recorded four perfect 10's in four straight weeks for the Tigers. She now owns perfect scores on floor, vault and beam.
- Both Bryant and Finnegan are on track to become the only LSU gymnast to record perfect scores on all four events. Bryant needs one on beam while Finnegan needs one on bars.
- This year's squad has recorded the most perfect 10's in a single season in LSU history with nine in 2023. Haleigh Bryant earned five of those while Aleah Finnegan has earned four.



JAY CLARK

HEAD COACH • 3rd Season

Jay Clark, a 30-year veteran of college gymnastics and one of the best recruiters in the sport, is in his third season as the head coach of the LSU gymnastics program.

Clark was tabbed as the third head coach in program history in August 2021 following the retirement of D-D Breaux. Clark is in his tenth season overall at LSU following his hiring as the Tigers' associate head coach in 2012.

Clark is regarded as one of the best recruiters in the sport and the top bars coach in collegiate gymnastics history. The Tigers' associate head coach for eight seasons and co-head coach for one, Clark's leadership and expertise has helped bring unprecedented success on the recruiting trail and in the gym.

During the time since Clark's arrival, LSU has earned the best performances in school history as the NCAA Runner-Up in 2016, 2017 and 2019, appearances in the NCAA Championship Finals in six of seven seasons, numerous school records, produced seven NCAA individual national champions, and five SEC meet and regular season championships.

His work with the Fighting Tigers of LSU has not gone unnoticed. Clark has been named the Central Region Co-Assistant Coach of the Year along with fellow LSU assistant Bob Moore five times.

Clark also earned the 2014 and 2017 National Co-Assistant Coach of the Year award with Moore. It marked the third time in his distinguished coaching career he has garnered the nation's top award. He was inducted into the USA Gymnastics Region 8 Hall of Fame in 2018. Because of his recruiting success, ESPN and ESPN the Magazine selected Clark as the ninth-best recruiter in all of collegiate athletics in 2011.

In the gym, Clark is viewed as the top bars coach in collegiate gymnastics history. Clark has coached the Tigers to 30 All-America honors on bars, four of the five highest bars team scores in school history and the top two bars title winners in LSU history. In his illustrious career, Clark has coached nine NCAA bars champions and two during his time in Baton Rouge.

Clark tutored Sarah Finnegan, who ended her career in April 2019 as one of the greatest gymnasts in LSU history. Finnegan became the first NCAA bars champion in school history in 2017 and earned the title once again in 2019. Finnegan and Lexie Priessman won SEC bars champions in 2019 and 2017 respectively, scored perfect scores in 2019 and led the squad that finished fourth in the nation.

The 2018 season on bars under Clark marked the best lineup in LSU history and one of the best in the history of the NCAA. The group posted a school record score of 49.725 and once again went on to break the record against Arizona with a 49.750 for the second-highest in all of NCAA Gymnastics since 1988.

The lineup, anchored by Finnegan, led the nation on bars for the first time in school history. Finnegan became the first gymnast in school history to finish the season ranked No. 1 on the event and joined Sharene Mamby (2001) and Syreeta Barnett (1997) as the only gymnasts at LSU to score a perfect 10.0 on the event.

In 2017, Clark coached Finnegan to the first NCAA Uneven Bars Championship in school history. Clark set the record for the most individual national champions on the event in NCAA gymnastics history.

Clark's bars squad finished ranked third in the nation for a fourth-consecutive Top-5 finish in 2017. The team's average score of 49.367 broke the previous record set in 2015. Finnegan and Priessman combined for three All-America honors. Priessman also took home the program's first SEC Uneven Bars championship in more than 20 seasons at the league meet.

LSU earned another Top-5 national ranking

on bars in 2016 with an average score of 49.252. Finnegan, Priessman and Myia Hambrick combined to tally four All-America honors during the historic season.

The Tigers posted a Top-5 national ranking on bars in 2015, and the team totaled the second-highest bars total in school history with a 49.600 against Iowa. The Tigers also accumulated the second-best season average on bars in school history with a 49.288 average.

As a team LSU produced four All-America honors on bars in 2015 with three gymnasts (Rheagan Courville, Randii Wyrick and Shae Zamardi) earning First-Team All-America honors at the NCAA Championships. It marked the first time in program history that three gymnasts secured First-Team All-America honors on bars in one season.

Under Clark's direction, LSU shattered the school record with a 49.330 average on bars and finished the 2014 season ranked No. 5 nationally in the event. In addition, the Tigers tallied three of the top-10 bars scores in school history, including a 49.600 that ranks as the second best, and LSU produced three All-America honors on bars.

Clark coached Courville to a First-Team All-America honor at the 2014 NCAA Championships, and Courville went on to finish fifth in the event at the NCAA Individual Finals.

LSU reached the Super Six in the 2013 season, and under Clark's guidance the Tigers finished the season with a 49.260 regional qualifying score on bars, the highest final RQS in that event since the 2009 season.

Clark coached Morrison and Wyrick to First-Team All-America honors on bars in his first season with the Tigers, and it marked the first season LSU produced at least two All-Americans on bars since 2010.

Before Clark joined LSU after he spent 20 seasons at the University of Georgia where he helped guide the Gym Dogs to seven NCAA National Titles and 14 Southeastern Conference Championships.

Clark primarily coached bars at Georgia, and he coached the Gym Dogs to 64 All-America honors and seven NCAA individual national titles on bars, including two-time champions Courtney Kupets and Kat Ding.

From 2009-12, Clark served as the head coach at Georgia, and during that time the Gym Dogs captured three NCAA individual national championships, won the 2012 NCAA Auburn Regional, and produced 23 All-America honors. In 2012, his Georgia team won the Bulldog Cup, which recognizes the UGA team that excels academically, supports their peers in athletics and consistently serves the community.

Prior to his stint as head coach, Clark was the recruiting coordinator at Georgia from 1999-2009 while serving as assistant coach from 1999-2004 and associate head coach from 2005-09 when Georgia won an NCAA record five-straight national titles.

Clark also coached at the club level for 13 years from 1992-2005 as the founder, owner and head coach of Classic City Gymnastics in Athens, Georgia. He coached several Classic City gymnasts to state, regional, national championships and to the Junior Olympic National Team, and eight gymnasts went on to compete collegiately at the NCAA Division I level.

A native of Roswell, Georgia, Clark earned his undergraduate degree in exercise science from Georgia.

Clark is married to the former Julie Ballard, an All-American Georgia gymnast from 1994-98 and a native of Mandeville, Louisiana. The couple has two children – a son, Cole, and a daughter, Kinsey.

COLLEGE COACHING


- 2021-present – Head Coach, LSU
- 2019-20 – Co-Head Coach, LSU
- 2012-2019 – Associate Head Coach, LSU
- 2009-2012 – Head Coach, Georgia
- 2005-2009 – Associate Head Coach/Recruiting Coordinator, Georgia
- 1998-2004 – Assistant Coach/Recruiting Coordinator, Georgia
- 1990-1996 – Assistant Coach, Georgia

JAY CLARK'S HONORS

- Named the Ninth-Best Recruiter in College Athletics by ESPN The Magazine (2011)
- USA Gymnastics Region 8 Hall of Fame
- 2018 Region Co-Assistant Coach of the Year
- 2017 National Co-Assistant Coach of the Year
- 2017 National Region Co-Assistant Coach of the Year
- 2016 National Co-Assistant Coach of the Year
- 2016 Central Region Co-Assistant Coach of the Year
- 2015 Central Region Co-Assistant Coach of the Year
- 2014 National Co-Assistant Coach of the Year
- 2014 Central Region Co-Assistant Coach of the Year
- 2013 Central Region Co-Assistant Coach of the Year
- 2006 National Assistant Coach of the Year
- 2006 Southeast Region Assistant Coach of the Year
- 2001 USAG State of Georgia Coach of the Year

2023 LSU Gymnastics - Week 10 at SEC Championships

TV Roster




ELENA ARENAS

AA • 5-1 • Jr. • 2L
Athena, Ga.




SIERRA BALLARD

BB/FX • 5-2 • Jr. • 2L
Mandeville, La.



ANNIE BEARD

AA • 5-5 • Fr. • HS
Alexandria, La.



CHASE BROCK

VT/UB/FX • 5-4 • Jr. • 2L
Atlanta, Ga.




HALEIGH BRYANT

AA • 5-5 • Jr. • 2L
Cornelius, N.C.




ASHLEY COWAN

AA • 5-3 • Fr. • HS
Hillsborough, N.C.



OLIVIA DUNNE

VT/BB/FX • 5-6 • Jr. • 2L
Hillsdale, N.J.




ALEAH FINNEGAN

AA • 5-4 • So. • 1L
Lee's Summit, Mo.



CAMMY HALL

VT/FX • 5-3 • Gr. • TR
Gainesville, Va.




ALEXIS JEFFREY

AA • 5-5 • So. • 1L
Warrensburg, Mo.



KIYA JOHNSON

AA • 5-2 • Sr. • 3L
Dallas, Texas



KJ JOHNSON

AA • 5-0 • So. • 1L
Dallas, Texas



LEXI NIBBS

VT • 5-3 • Sr. • 3L
Houston, Texas




MADDIE RAU

VT • 5-0 • Sr. • 3L
Houston, Texas



KAI RIVERS

AA • 5-3 • Sr. • 3L
Detroit, Mich.



KAMRYN RYAN

VT/UB/BB • 5-2 • Sr. • 3L
Luling, La.



**ALYONA SHCHEN-
NIKOVA**

AA • 5-5 • Sr. • 3L
Evergreen, Colo.



TORI TATUM

AA • 5-6 • So. • 1L
Chanhassen, Minn.



BRYCE WILSON

AA • 5-3 • Fr. • HS
Pearland, Texas

Name	Events	Ht.	Cl.	Hometown/Club
Elena Arenas	AA	5-1	Jr.	Athens, Ga./Georgia Elite Gymnastics
Sierra Ballard	BB/FX	5-2	Jr.	Mandeville, La./North Shore Gymnastics
Annie Beard	AA	5-5	Fr.	Alexandria, La./Texas Dreams
Chase Brock	VT/UB/FX	5-4	Jr.	Atlanta, Ga./Gymnastix Training Center
Haleigh Bryant	AA	5-5	Jr.	Cornelius, N.C./Everest Gymnastics
Ashley Cowan	AA	5-3	Fr.	Hillsborough, N.C./Bull City Gymnastics
Olivia Dunne	VT/BB/FX	5-6	Jr.	Hillsdale, N.J./ENA Paramus
Aleah Finnegan	AA	5-4	So.	Lee's Summit, Mo./GAGE Gymnastics
Cammy Hall	VT/FX	5-3	Gr.	Gainesville, Va./Capital Gymnastics
Alexis Jeffrey	AA	5-5	So.	Warrensburg, Mo./GAGE Gymnastics
Kiya Johnson	AA	5-2	Sr.	Dallas, Texas /Texas Dreams
KJ Johnson	AA	5-0	So.	Dallas, Texas /Texas Dreams
Lexie Nibbs	VT	5-3	Sr.	Houston, Texas /Stars Gymnastics
Maddie Rau	VT	5-0	Sr.	Houston, Texas / Ogburn School / Stars Gymnastics
Kai Rivers	AA	5-3	Sr.	Detroit, Mich. /Twin City
Kamryn Ryan	VT/UB/BB	5-2	Sr.	Luling, La. / Elmwood Gymnastics
Alyona Shchennikova	AA	5-5	Sr.	Evergreen, Colo. /5280 Gymnastics
Tori Tatum	AA	5-6	So.	Chanhassen, Minn./Twin City Twisters
Bryce Wilson	AA	5-3	Fr.	Pearland, Texas/Pearland Elite

2023 LSU Gymnastics - Week 10 at SEC Championships

NOTEBOOK

Last Time On The Floor

- LSU defeated West Virginia in the regular season finale with a score of 198.025-196.450 inside the PMAC.
- The Tigers defended their home and held their undefeated record against the Mountaineers.
- Junior Haleigh Bryant had a historical night as she recorded three 10's on the night, becoming the first LSU gymnast to record three perfect scores in a single meet and only the fifth gymnast in all of NCAA Gymnastics to record such an achievement.
- Bryant's three perfect 10's in the Tigers final home meet of the season came on vault, floor and bars. She now owns 10 in her career (8 VT, 1 UB, 1 FX) to move her to the top in most career perfect scores in program history.
- During Bryant's historical performance, she also recorded a career high all-around score of 39.875, which ties her at the top with April Burkholder for highest all-around score in program history. The junior took the win on vault, bars, floor and the all-around against West Virginia to move her total to 26 titles on the year; three on bars, three on beam, one on floor and nine on vault and the all-around.
- The floor squad posted a 49.750 to record the second highest score in program history.

Tiger Nation Showed Out

- The program welcomed over 60,000 fans to the PMAC throughout five home meets in the regular season. With an average season attendance of 12,075, LSU recorded the highest average attendance in program history and the sixth-straight season that the program saw an average of 10,000 or better.
- In 2023, the PMAC saw four top-20 crowds in Maravich Center history.
- In the squad's home opener against top-ranked Oklahoma, LSU recorded a record crowd with 12,065 fans and marked the arena's 14th largest crowd.
- An electric crowd of 11,966 fans showed out for the Tigers on Friday, January 20, as LSU took down No. 12 Missouri.
- Against No. 17 Georgia, 12,099 fans showed out to watch the Tigers defeat the Bulldogs and recorded the 12th largest crowd inside the arena.
- 11,887 fans showed out to watch the Tigers take down No. 2 Florida on February 17.
- The ninth largest crowd came in the regular season finale against West Virginia on March 10 as 12,045 fans showed out in the final home meet of the season.

Perfect Scores In 2023

- Bryant has recorded five perfect scores in 2023 for the Tigers to move her career total to 10. The junior found perfection on vault this season against Missouri, Alabama and West Virginia and now owns eight 10's on the event. She also found perfection on bars and floor against West Virginia to record her first perfect 10's on the events.
- Aleah Finnegan recorded four straight perfect scores in four meets to find perfection in all of February. The sophomore's first career perfect score came on floor against Georgia on February 3rd, followed by a 10.00 on vault at Auburn. She found her first perfect score on beam and third in her career against the Gators. Her second perfect score on floor this year and fourth in her career came at Alabama. The sophomore will look to be the first gymnast in LSU history to earn a perfect score across all four events.

Conference Honors

- The Tigers have notched four weekly conference honors in 2023.
- Bryant earned the first conference award for the Tigers this season as she was named SEC Co-Gymnast of the Week on January 24. Against Missouri, she earned a perfect 10.00 on vault and scores of 9.900+ on all four events.
- The junior notched her second conference award on March 1 after her career high performance at Alabama, where she recorded her seventh career perfect 10.00 and a 39.800 in the all-around to help lead the Tigers to victory.
- KJ Johnson earned SEC Specialist of the Week on February 7 for her

performance against Georgia, where she earned a 9.875 on vault and matched her career high on floor with a 9.950 against the Bulldogs.

- Bryant earned her third conference honor this season and fourth in her career after being named Gymnast of the Week for the second consecutive week on March 7. She won the all-around at the Podium Challenge with her score of 39.700 to help lead the Tigers to victory.
- After her record-breaking performance against West Virginia, Bryant notched her fourth Gymnast of the Week honor on March 14 for the third consecutive week.

198.000 Plus

- LSU hit the 198.000 mark twice this season against Florida and West Virginia. The Tigers 198.100 against the Gators was a season high and the program's ninth highest score.
- The Tigers are one of 11 teams to record a 198.000 or higher this season. Others include Oklahoma, Florida, Michigan, Utah, UCLA, Alabama, California, Oregon State, Denver and Michigan State.

The Squad

- The 2023 squad is comprised of one grad transfer, six seniors, five juniors, three sophomores and three freshmen.
- Graduate transfer Cammy Hall transferred to LSU for her fifth-year season from Utah. She is out for the season due to an Achilles injury, but still plays an important role on the team with her leadership.
- Senior Kiya Johnson suffered an achilles injury in the Tigers meet at Kentucky and is also out for the season. Johnson continues to play a crucial role on the squad using her voice as a leader in and outside of the gym.
- Senior Alyona Shchennikova competed in the all-around for the first time this season against Missouri and matched her career high score of 39.525 against Auburn. The senior owns season highs of 9.925 on vault, 9.875 on bars, 9.800 on beam and 9.925 on floor.
- Senior Kai Rivers brings an experienced routine to the beam lineup. She owns a season high of 9.900 on beam, which she scored back-to-back against Auburn and Florida.
- Senior Lexi Nibbs is available in 2023 after an injury and has been working on her vault routine.
- Junior Haleigh Bryant owns season high 10's on vault, bars and floor and a 9.950 on beam. She set a new career high all-around score of 39.875 against the Mountaineers to tie at the top for highest score in program history.
- Junior Elena Arenas owns a season high score of 9.925 on vault and a 9.900 on bars. She also recorded a career high of 9.925 on beam at Kentucky. The junior made her first appearance on floor this season against Florida and earned a career high score of 9.925 against West Virginia.
- Junior Sierra Ballard continues to bring the energy to the floor leadoff spot and owns a season high of 9.925 on the event. The Louisiana native debuted on beam against Oklahoma and now owns a career high of 9.925 after her performance at Alabama.
- Junior Chase Brock made her vault and floor debuts against Oklahoma and has been continually making her mark in the lineups. After her career night against Alabama, she now owns highs of 9.975 on vault and 9.925 on floor, which she also matched at the Podium Challenge.
- Sophomore Aleah Finnegan competed in the all-around for the first time in the team's season opener at Utah and now owns a career high score of 39.800 after her career night at Auburn. After recording four perfect 10's in four straight meets, the sophomore now owns perfect scores on floor, vault, and beam and a career high of 9.925 on bars.
- A consistent bars leadoff, sophomore Alexis Jeffrey owns a career high of 9.925 on bars and made her beam and floor debuts in Tuscaloosa. The sophomore now owns highs of 9.900 on beam and 9.750 on floor.
- Sophomore KJ Johnson owns season high scores of 9.950 on floor and vault. Johnson also recorded a career high 9.875 in only her third beam appearance against Florida.
- Sophomore Tori Tatum made her debut on bars against Oklahoma after suffering from an injury last year. Tatum scored a 9.875 in her first ever collegiate routine and recorded a career high 9.900 against Missouri, which she matched against Florida, Alabama and West Virginia.
- Freshmen Ashley Cowan and Bryce Wilson have stepped up in only their first season. Cowan made her collegiate debut on bars at Auburn and now owns a career high 9.900 after her PMAC debut in the Tigers regular season finale. Wilson made her debut on beam against Utah and her vault debut at Alabama. She now owns career highs of 9.850 on beam and 9.875 on vault.

Bryant, Finnegan Two Of Nation's Top Gymnasts

- Bryant, a native of Cornelius, N.C., is one of the top gymnasts in the country and continues to make her mark as she has stepped up for the Tigers this season. Bryant won the SEC vault champion and the NCAA vault title in 2021 with her electric vault, a front handspring-front pike half.
- The junior is ranked amongst the top-5 gymnasts in the nation for the eighth consecutive week at No. 4 and is the No. 1 vaulter in the country. She also ranks in the top-20 on bars, beam and floor.
- Bryant has tallied 26 titles this season; nine on all-around, nine on vault, three on beam,

2023 LSU Gymnastics - Week 10 at SEC Championships

NOTEBOOK CONT.

three on bars and two on floor. She now owns 17 all-around titles to place at sixth for career-best in LSU history and her 56 career titles rank tenth in program history for most individual titles.

- Finnegan also ranks amongst the top-20 gymnasts in the country as she placed at No. 4 on floor, No. 4 on beam and No. 13 in the all-around.
- She owns 14 titles this season; six on beam, five on floor, one on vault and two all-around.

Bryant Owns Best Vault in NCAA Gymnastics

- Haleigh Bryant's front handspring-front pike half is arguably the best vault in NCAA Gymnastics.
- The 2021 NCAA and SEC vault national champion owns eight perfect scores on the event; the second-most in LSU history. Jennifer Wood holds the top spot with nine perfect scores on vault in her career.
- The junior is the No. 1 vaulter in the nation at the 10-week mark with an NQS of 9.980.

LSU Owns 13 Scores of 49.700-Plus in School History

- Since 2014, LSU lineups have put up 13 scores of 49.700 or higher across all four events. In 2022, LSU scored a 49.775 on floor against Auburn. The score marked the highest in school history and the second-highest score in the country.
- The 49.775 against Auburn marked the first for the program since a 49.725 and 49.750 on beam and bars respectively at Arizona to close the regular season in 2018.
- LSU scored four 49.700-plus scores in 2018, which was a record for a season.
- The Tigers recorded a 49.750 on floor this season in the squad's regular season finale against West Virginia to post the second highest floor score in program history and tally another score of 49.700 or higher.

Vault

1. 49.825 vs. Minnesota 3/6/15

Bars

1. 49.750 vs. Arizona 3/17/18

2. 49.725 vs. Texas Woman's 2/18/18

Beam

1. 49.725 vs. Arizona 3/17/18

at NCAA Super Six Finals 4/15/17

at Oklahoma 3/11/05

Floor

1. 49.775 vs. Auburn 2/5/22

2. 49.750 vs. West Virginia 3/10/23

3. 49.7125 at NCAA Championships Semifinal II 4/14/17

4. 49.700 vs. Auburn 3/4/18

vs. Auburn 2/19/16

vs. Minnesota 3/6/15

vs. Missouri 2/28/14

The Coaching Staff

- Jay Clark, who served on staff for eight seasons on staff, was named the third head coach of the Fighting Tigers in 2021. Clark owns 30 years of NCAA Gymnastics experience and is one of the most respected coaches in the country.
- Assistant coach Ashleigh Gnat is a 17-time All-American, four-time SEC event champion and 2017 NCAA Floor Champion. Gnat is in her third season as assistant coach with the Tigers after being named to the coaching staff in August 2021.
- Clark hired Garrett Griffeth and Courtney McCool Griffeth to serve as assistant coaches in 2021. The Griffeths come to Baton Rouge after serving as assistant coaches for two seasons at the University of Utah. In that time, the Utes went 21-1 during the regular season, won the 2021 Pac-12 Championship and finished third nationally after advancing to the NCAA Championship Final. Prior to their time in Salt Lake City, Garrett served as the associate head coach and Courtney the volunteer coach and choreographer for two seasons at Arkansas. They also spent four seasons at Texas Woman's University from 2014-17.

LSU Draws No. 2 Seed for SEC Championships

- The draw for the SEC Championships is determined by each team's national qualifying score (NQS) ranking. As the second-ranked team in the SEC and No. 6 team in the nation, LSU will start on bars. No. 1 Florida will start on vault, No. 3 Kentucky will start on floor and No. 4 Alabama will start on beam.

	Vault	Bars	Beam	Floor
Rotation 1	Florida	LSU	Alabama	Kentucky
Rotation 2	Kentucky	Florida	LSU	Alabama
Rotation 3	Alabama	Kentucky	Florida	LSU
Rotation 4	LSU	Alabama	Kentucky	Florida

LSU Goes for Fifth SEC Championship in Duluth

- The LSU Gymnastics program won three SEC Championships from 2017-2019 and continues to be a top team in the most difficult conference in the country.
- LSU won its second league title in school history and the first since the inaugural championship at the 2017 championships in Jacksonville. At that meet, Ashleigh Gnat won the vault, beam and floor titles. McKenna Kelley won the floor exercise and Lexie Priessman won LSU's first bars title in 20 years.
- The squad then defended its crown in 2018 in St. Louis. Sarah Finnegan won the all-around title to help the Tigers outlast Florida in a tight contest.
- The Tigers completed the three peat at SEC Championships in New Orleans in 2019. Finnegan dominated the meet with wins on bars, beam, floor and all-around. The Tigers three championships marked the fifth time in league history a team has won three in a row.
- LSU will look to bring home the programs fifth conference title on Saturday and first since 2019.

LSU's History at the SEC Championship

- LSU captured the SEC title when the Tigers hosted the first championship in 1981.
- Below is a breakdown of LSU's finishes at the SEC Championships:
 - 1st Place** - 4 times (1981, 2017, 2018, 2019)
 - 2nd Place** - 6 (1990, 1995, 2000, 2005, 2015, 2021)
 - 3rd Place** - 10 (1982, 1983, 1991, 1994, 1997, 1998, 2004, 2013, 2014, 2016)
 - 4th Place** - 17 (1984, 1985, 1986, 1987, 1988, 1989, 1993, 1999, 2001, 2002, 2003, 2006, 2007, 2008, 2009, 2010, 2012)
 - 5th Place** - 4 (1992, 1996, 2011, 2022)
 - 6th Place** - 0
 - 7th Place** - 0
 - 8th Place** - 0

2023 LSU Gymnastics - Week 10 at SEC Championships

LSU GYMNASTICS PROGRAM

Quick Facts

Location	Baton Rouge, La. (State Capital)
Founded	1860
Enrollment	31,761
Nickname	Fighting Tigers
Colors	Purple and Gold
Mascot	Mike VII (Live Bengal Tiger)

University Administration

President	William Tate IV (Norther Illinois, 1982)
Faculty Representative	Dr. Lori Martin (Fordham, 1996)
Director of Athletics	Scott Woodward (LSU, 1985)

Coaching Staff

Head Coach	Jay Clark
	3rd as Head Coach/ 84-51-2

Assistant Coaches

Ashleigh Gnat	3rd Season
Garrett Griffith	2nd Season
Courtney McCool Griffith	2nd Season

Support Staff

Director of Operations	Katie Copeland
Athletic Trainer	Jenny Chichloski
Strength and Conditioning	Katie Guillory
Communications	Alyssa Leal
Designer	Stephanie Lyles
Photo	Chris Parent
Video	Giovanni Lamonte
Managers	Sami Durante, Bri Jaso, Caitlin Smith, McKenzie Darbonne

Program History

First Year of Gymnastics	1975
NCAA Championships Appearances	31
NCAA Finals Appearances	8
Regional Championships	19
Individual National Champions	11 (16 titles)
All-Americans	286
Scholastic All-Americans	183
Perfect Scores	84

Competition Arena

Pete Maravich Assembly Center	
Capacity	13,215
Record Crowd:	13,729 (1/19/18 vs. Alabama)
Record:	306-62-5

THE LAST TIME LSU...

Won a Home Meet...

3/10/23 vs. West Virginia (198.025-196.450)

Won a Road Meet...

3/3/23 at Podium Challenge (197.700)

Won a Neutral Site Meet...

2/25/22 at TWU (1st of 4, 197.625)

Lost a Home Meet...

1/16/23 vs. No. 1 Oklahoma (L, 197.450-197.600)

Lost a Road Meet...

2/10/23 at No. 5 Auburn (L, 197.500-197.750)

Lost a Neutral Site Meet...

3/31/22 at NCAA Regional Second Round (3rd of 4, 196.575)

Scored a 197 or Higher at Home...

3/10/23 vs. West Virginia (198.025)

Scored a 197 or Higher on the Road/Neutral Site...

3/3/23 at Podium Challenge (197.700)

Scored a 198 or Higher...

3/10/23 vs. West Virginia (198.025)

Won the All-Around at Home...

3/10/23 vs. West Virginia - Haleigh Bryant (39.875)

Won the All-Around on the Road/Neutral Site...

3/3/23 at Podium Challenge - Haleigh Bryant (39.700)

Scored a Perfect 10.00...

3/10/23 vs. West Virginia - Haleigh Bryant, Vault, Bars, Floor

Scored a Perfect 10.00 at Home...

3/10/23 vs. West Virginia - Haleigh Bryant, Vault, Bars, Floor

Scored a Perfect 10.00 on the Road/Neutral Site...

2/24/23 at Alabama - Aleah Finnegan, Floor
2/24/23 at Alabama - Haleigh Bryant, Vault

NATIONAL RANKINGS

ROAD TO NATIONALS TOP 25 - WEEK 10

(3/13/23)

RANK	TEAM	NQS
1	Oklahoma	198.300
2	Michigan	198.045
3	Florida	198.015
4	UCLA	197.940
5	Utah	197.845
6	LSU	197.780
7	California	197.765
8	Kentucky	197.630
9	Michigan State	197.575
10	Alabama	197.560
11	Oregon State	197.490
12	Auburn	197.480
13	Denver	197.445
14	Arizona State	197.105
15	Ohio State	197.055
16	Arkansas	197.050
17	Missouri	197.040
18	Georgia	196.955
19	Stanford	196.930
20	Minnesota	196.900
21	Southern Utah	196.765
22	Maryland	196.710
23	Nebraska	196.705
24	Illinois	196.700
25	Iowa	196.650

LSU IN THE RANKINGS

WEEK	TEAM	VT	UB	BB	FX
01/9/23	10	7	21	12	6
01/16/23	13	7	10	18	23
01/23/23	8	5	7	18	16
1/30/23	9	4	6	17	16
02/6/23	9	4	8	17	12
02/13/23	8	3	9	14	11
02/20/23	8	3	6	11	5
02/27/23	6	2	7	10	4
03/6/23	6	2	8	11	4
03/13/23	6	3	8	9	4
03/22/23	-	-	-	-	-
3/27/23	-	-	-	-	-
4/3/23	-	-	-	-	-

INDIVIDUAL (TOP 25)	AA	VT	UB	BB	FX
Elena Arenas	--	--	--	--	--
Sierra Ballard	--	--	--	--	--
Annie Beard	--	--	--	--	--
Chase Brock	--	--	--	--	--
Haleigh Bryant	3	1	12	23	12
Ashley Cowan	--	--	--	--	--
Olivia Dunne	--	--	--	--	--
Aleah Finnegan	13	--	--	4	4
Cammy Hall	--	--	--	--	--
Alexis Jeffrey	--	--	--	--	--
Kiya Johnson	--	--	--	--	--
KJ Johnson	--	--	--	--	--
Lexi Nibbs	--	--	--	--	--
Maddie Rau	--	--	--	--	--
Kai Rivers	--	--	--	--	--
Kamryn Ryan	--	--	--	--	--
Alyona Shchennikova	--	--	--	--	--
Tori Tatum	--	--	--	--	--
Bryce Wilson	--	--	--	--	--

2023 LSU Gymnastics - Week 10 at SEC Championships

POSSIBLE LINEUPS

Vault	Season High	Beam	Season High	All-Around	Season High
Elena Arenas	9.925	Elena Arenas	9.925	Haleigh Bryant	39.875
Alyona Shchennikova	9.925	Alyona Shchennikova	9.850	Aleah Finnegan	39.800
Chase Brock	9.975	Alexis Jeffrey	9.900	Alyona Shchennikova	39.525
Aleah Finnegan	10.000	Sierra Ballard	9.925	Elena Arenas	39.425
Bryce Wilson	9.875	Haleigh Bryant	9.950		
Haleigh Bryant	10.000	Aleah Finnegan	10.000		
Bars	Season High	Floor	Season High		
Alexis Jeffrey	9.925	Sierra Ballard	9.925		
Olivia Dunne/Ashley Cowan	9.825/9.900	Alyona Shchennikova	9.975		
Tori Tatum	9.900	Chase Brock	9.925		
Aleah Finnegan	9.925	Elena Arenas	9.925		
Alyona Shchennikova	9.875	Aleah Finnegan	10.000		
Haleigh Bryant	10.000	Haleigh Bryant	10.000		

GYMNAST SEASON AND CAREER HIGHS

NAME	SEASON HIGHS					CAREER HIGHS				
	VAULT	BARS	BEAM	FLOOR	ALL-AROUND	VAULT	BARS	BEAM	FLOOR	ALL-AROUND
Elena Arenas	9.925	9.875	9.925	9.925	39.425	9.950	9.875	9.925	9.925	39.425
Sierra Ballard	--	--	9.925	9.925	--	--	--	9.925	9.925	--
Annie Beard	--	--	--	--	--	--	--	--	--	--
Chase Brock	9.975	--	--	9.925	--	9.975	9.875	--	9.925	--
Haleigh Bryant	10.000	10.000	9.950	10.000	39.875	10.000	10.000	9.950	10.000	39.875
Ashley Cowan	--	9.900	--	--	--	--	9.900	--	--	--
Olivia Dunne	--	9.825	--	--	--	--	9.925	--	9.900	--
Aleah Finnegan	10.000	9.925	10.000	10.000	39.800	10.000	9.925	10.000	10.000	39.800
Cammy Hall	--	--	--	--	--	--	--	--	--	--
Alexis Jeffrey	--	9.925	9.900	9.750	--	--	9.925	9.900	9.750	--
Kiya Johnson	9.875	9.900	9.850	9.900	39.400	10.000	9.950	10.000	10.000	39.750
KJ Johnson	9.950	--	9.875	9.950	--	9.950	--	9.875	9.950	--
Lexi Nibbs	--	--	--	--	--	9.775	--	--	--	--
Maddie Rau	--	--	--	--	--	9.850	--	--	--	--
Kai Rivers	--	--	9.900	--	--	9.900	9.900	9.950	--	--
Alyona Shchennikova	9.925	9.875	9.850	9.975	39.525	9.950	9.950	9.925	9.975	39.525
Tori Tatum	--	9.900	--	--	--	--	9.900	--	--	--
Bryce Wilson	9.875	--	9.850	--	--	9.875	--	9.850	--	--

2023 INDIVIDUAL TITLES

Jan. 6 at #3 Utah VAULT Haleigh Bryant - 9.900 FLOOR Aleah Finnegan - 9.950 ALL-AROUND Haleigh Bryant - 39.450 Aleah Finnegan - 39.450	VAULT Haleigh Bryant - 10.000 BEAM Aleah Finnegan - 9.950 FLOOR Haleigh Bryant - 9.950 ALL-AROUND Haleigh Bryant - 39.750	FLOOR Aleah Finnegan - 10.000 ALL-AROUND Haleigh Bryant - 39.700 Feb. 10 vs #5 Auburn VAULT Aleah Finnegan - 10.000 BEAM Aleah Finnegan - 9.950 FLOOR Aleah Finnegan - 9.975 ALL-AROUND Aleah Finnegan - 39.800 Feb. 17 vs #2 Florida VAULT Haleigh Bryant - 9.975 BEAM Aleah Finnegan - 10.000 FLOOR KJ Johnson - 9.950 Feb. 24 vs #9 Alabama VAULT Haleigh Bryant - 10.000 FLOOR	Aleah Finnegan - 10.000 ALL-AROUND Haleigh Bryant - 39.800 March 3 at Podium Challenge VAULT Haleigh Bryant - 9.975 Chase Brock - 9.975 ALL-AROUND Haleigh Bryant - 39.700 March 10 vs West Virginia VAULT Haleigh Bryant - 10.000 BARS Haleigh Bryant - 10.000 BEAM Aleah Finnegan - 9.975 FLOOR Haleigh Bryant - 10.000 ALL-AROUND Haleigh Bryant - 39.875
Jan. 13 at #12 Kentucky BARS Haleigh Bryant - 9.950 BEAM Haleigh Bryant - 9.950 ALL-AROUND Haleigh Bryant - 39.575	Jan. 27 at #23 Arkansas VAULT Haleigh Bryant - 9.950 KJ Johnson - 9.950 BEAM Aleah Finnegan - 9.925 ALL-AROUND Haleigh Bryant - 39.575 Feb. 3 vs #17 Georgia VAULT Haleigh Bryant - 9.975 BARS Haleigh Bryant - 9.900 Alexis Jeffrey - 9.900 BEAM Haleigh Bryant - 9.900 Aleah Finnegan - 9.900		
Jan. 16 vs #1 Oklahoma VAULT Haleigh Bryant - 9.925 BEAM Haleigh Bryant - 9.950 FLOOR Aleah Finnegan - 9.950 ALL-AROUND Haleigh Bryant - 39.675			
Jan. 20 vs #12 Missouri			

2023 LSU Gymnastics - Week 10 at SEC Championships

ROUTINE BREAKDOWNS

VAULT - GARRETT GRIFFETH

PROBABLE	ELENA ARENAS	ALYONA SHCHENNIKOVA	CHASE BROCK	ALEAH FINNEGAN	BRYCE WILSON	HALEIGH BRYANT
	Yurchenko Full	Yurchenko 1.5 (Yurchenko Full)	Yurchenko 1.5 (Yurchenko Full)	Omelianchik	Yurchenko Full	Front Handspring- Front Pike Half
ALT.	TORI TATUM					
	Yurchenko 1.5 (Yurchenko Full)					

BARS -JAY CLARK

PROBABLE	ALEXIS JEFFREY	OLIVIA DUNNE/ ASHLEY COWAN	TORI TATUM	ALEAH FINNEGAN	ALYONA SHCHENNIKOVA	HALEIGH BRYANT
	Maloney immediate pak, 1/2 pirouette, half in-half out		Ray immediate pak salto, 1/2 pirouette, half in-half out	Toe-handstand, delchev, ball handstand, double arabian	Ray immediate pak salto, 1/2 pirouette, double layout	Blind change, jaegar, bail handstand, blind change, double front half out
ALT.	OLIVIA DUNNE/ ASHLEY COWAN					

BEAM - ASHLEIGH GNAT

PROBABLE	ELENA ARENAS	ALYONA SHCHENNIKOVA	ALEXIS JEFFREY	SIERRA BALLARD	HALEIGH BRYANT	ALEAH FINNEGAN
	Switch Leap + Split Jump, Backhandspring + Back Layout, Front Toss, Full Turn, Switch leap Half, Round off + One and a half Dismount	Full turn, Front Aerial + Backhandspring + Backhandspring, Switch leap + Split Jump, Side Aerial, Backhandspring + Gainer Full Dismount	wolf turn full, cat leap + switch side, backhandspring + back layout, front tuck, roundoff + 1.5 dismount	Backhandspring + Back Layout, Full turn, Sissone + Switch Leap ½, Front toss, Round off + One and a half dismount	Front Aerial + Backhandspring, Switch leap + Straddle Quarter, Full turn, Standing Front Tuck, Split Jump, Rudi Dismount	Backhandspring + Back Layout + Back Layout, Switch Leap + Split Jump, Front Aerial, Full turn, Gainer Full Dismount
ALT.	BRYCE WILSON					
	backhandspring back layout, switch leap + straddle quarter, front aerial, full turn, backhandspring + backhandspring + double full dismount					

FLOOR - COURTNEY MCCOOL GRIFFETH

PROBABLE	SIERRA BALLARD	ALYONA SHCHENNIKOVA	CHASE BROCK	ELENA ARENAS	ALEAH FINNEGAN	HALEIGH BRYANT
	Double layout, 1.5 front layout stag jump, switch ring + switch half to knee, double pike	Front double full, 1.5-front layout, switch leap-switch ½ ring, front handspring-rudi-split jump	Back handspring double pike, back handspring double tuck, switch side + popa, back 1.5 + front full	Front handspring- front double full, switch half + wolf full + wolf full, cartwheel-back layout, front layout-front full	double arabian stag jump, 2.5 front tuck, switch ring + tour jete half, back 1.5 front layout	Front handspring-double front, front layout-rudi, switch ring + switch half, front handspring front double full
ALT.	ALEXIS JEFFREY					
	Front through round off back handspring double tuck, switch side + popa, double wolf turn, back handspring double pike					

2023 LSU Gymnastics - Week 10 at SEC Championships

CAREER INDIVIDUAL TITLES

Sr. Kiya Johnson - 40 total titles
15 Floor, 9 All-Around, 8 Vault, 5 Beam, 3 Bars

2022 Titles - 6 Total

BB (2)	9.950	2/11 at Florida
	10.000	2/18 vs. Alabama
FX (2)	10.000	2/5 vs. Auburn
	9.950	2/25 at TWU Quad
UB (1)	9.900	1/28 at Georgia
AA (1)	39.450	2/25 at TWU Quad

2021 Titles - 10 Total Titles

FX (6)	10.000	1/8 vs. Arkansas
	9.975	1/15 at Arkansas
	10.000	3/5 vs. Missouri
	10.000	3/20 at SEC Championships
	9.950	4/2 at NCAA Second Round
	9.950	4/3 at NCAA Regional Final
AA (2)	39.625	3/5 vs. Missouri
	39.700	4/2 at NCAA Second Round
VT (2)	9.950	2/26 at Kentucky
	9.950	4/2 at NCAA Second Round

2020 Titles - 24 Total

FX (7)	9.950	1/3 vs. Arizona
	9.900	1/17 vs. Auburn
	9.975	1/24 at Florida
	9.950	1/31 vs. Alabama
	9.950	2/14 at GymQuarters
	9.975	2/16 vs. Kentucky
	9.925	2/21 at Missouri
AA (6)	39.525	1/10 at Georgia
	39.600	1/17 vs. Auburn
	39.600	1/31 vs.. Alabama
	39.575	2/at Oregon St. Tri
	39.750	2/14 at GymQuarters
	39.650	2/16 vs. Kentucky
VT (6)	9.900	1/3 vs. Arizona
	9.925	1/10 at Georgia
	9.925	1/17 vs. Auburn
	9.950	1/31 vs. Alabama
	9.900	2/8 at Oregon St. Tri
	10.000	2/14 at GymQuarters
BB (3)	9.900	1/17 vs. Auburn
	10.000	1/24 at Florida
	9.925	2/14 at Gymquaters
UB (2)	9.900	2/8 at Oregon State Tri
	9.950	2/28 vs. Arkansas

Sr. Alyona Shchennikova - 10 Total
4 Bars, 2 Vault, 2 All-Around, 1 Beam, 1 Floor

2022 Titles - 5 Total

AA (2)	39.300	1/7 vs. Centenary
	38.975	1/28 at Georgia
UB (2)	9.950	1/7 vs. Centenary
	9.925	3/11 vs. Utah
FX (1)	9.900	1/28 at Georgia

2021 Titles -4 Total

VT(2)	9.900	2/5 at Auburn
	9.950	2/26 at Kentucky
UB (1)	9.900	3/5 vs. Missouri
BB (1)	9.925	2/26 at Kentucky

2020 Title - 1 Total

UB (1)	9.950	2/14 at GymQuarters
--------	-------	---------------------

Sr. Kai Rivers - 2 Total Titles

2022 Titles - 1 Total

UB (1)	9.900	1/28 at Georgia
--------	-------	-----------------

2020 Title - 1 Total

UB (1)	9.90	2/8 at Oregon St. Tri
--------	------	-----------------------

Jr. Elena Arenas - 2 Total Titles
2 Vault

2021 Title - 2 Vault

VT(2)	9.900	2/5 at Auburn
	9.950	3/20 at SEC Championships

Jr. Haleigh Bryant - 56 Total Titles
23 Vault, 17 All-Around, 7 Bars, 5 Beam, 4 Floor

2023 Titles - 26 total

VT (9)	9.900	1/6 at #3 Utah
	9.925	1/16 vs #17 Oklahoma
	10.000	1/20 vs #12 Missouri
	9.950	1/27 at #23 Arkansas
	9.975	2/3 vs #17 Georgia
	9.975	2/17 vs #2 Florida
	10.00	2/24 at #9 Alabama
	9.975	3/3 at Podium Challenge
	10.00	3/10 vs. West Virginia
AA (9)	39.450	1/6 at #3 Utah
	39.575	1/13 at #12 Kentucky
	39.675	1/16 vs #1 Oklahoma
	39.750	1/20 vs #12 Missouri
	39.575	1/27 at #23 Arkansas
	39.700	2/3 vs #17 Georgia
	39.700	3/3 at Podium Challenge
	39.875	3/10 vs. West Virginia
UB (3)	9.950	1/13 at #12 Kentucky
	9.900	2/3 vs #17 Georgia
	10.00	3/10 vs. West Virginia
BB (3)	9.950	1/13 at #12 Kentucky
	9.950	1/16 vs #1 Oklahoma
	9.900	2/3 vs #17 Georgia
FX (2)	9.950	1/20 vs #12 Missouri
	10.00	3/10 vs. West Virginia

2022 Titles - 16 Total

VT (6)	9.925	1/7 vs. Centenary
	10.000	2/5 vs. Auburn
	10.000	2/20 at Missouri w/Arkansas
	9.950	2/25 at TWU Quad
	9.950	3/4 vs. Kentucky
	10.000	3/11 vs. Utah
UB (4)	9.900	1/28 at Georgia
	9.950	2/11 at Florida
	9.925	2/25 at TWU Quad
	9.950	3/4 vs. Kentucky
AA (4)	39.675	2/18 vs. Alabama
	39.700	2/20 at Missouri w/Arkansas
	39.750	3/4 vs. Kentucky
	39.700	3/11 vs. Utah
BB (2)	9.875	1/7 vs. Centenary
	9.950	3/4 vs. Kentucky

2021 Titles - 14 Total

VT (8)	9.900	1/8 vs. Arkansas
	9.900	1/22 vs. Georgia
	9.900	2/5 at Auburn
	10.000	3/5 vs. Missouri
	9.950	3/20 at SEC Championships
	9.950	4/2 at NCAA Second Round
	10.000	4/3 at NCAA Regional Final
	9.95	4/16 at NCAA Semifinal II
AA (4)	39.600	1/15 at Arkansas
	39.475	1/22 vs. Georgia
	39.550	2/5 at Auburn
	39.625	3/5 vs. Missouri
FX (2)	9.950	1/15 at Arkansas
	9.950	2/26 at Kentucky

Jr. Chase Brock - 1 Total Title
1 Vault

2023 Titles - 1 total

VT (1)	9.975	3/3 at Podium Challenge
--------	-------	-------------------------

So. Aleah Finnegan - 15 Total Titles
7 Beam, 5 Floor, 2 All-Around, 1 Vault

2023 Title - 14 Total

FX (5)	9.950	1/6 at #3 Utah
	9.950	1/16 vs #1 Oklahoma
	10.000	2/3 vs #17 Georgia
	9.975	2/10 vs #5 Auburn
	10.00	2/24 at #9 Alabama
AA (2)	39.450	1/6 at #3 Utah
	39.800	2/10 vs #5 Auburn
BB (6)	9.950	1/20 vs #12 Missouri
	9.925	1/27 at #23 Arkansas
	9.900	2/3 vs #17 Georgia
	9.950	2/10 vs #5 Auburn
	10.000	2/17 vs #2 Florida
	9.975	3/10 vs. West Virginia
VT (1)	10.000	2/10 vs #5 Auburn

2022 Title - 1 Total

BB (1)	9.925	2/25 at TWU Quad
--------	-------	------------------

So. KJ Johnson - 4 Total Titles
2 Vault, 2 Floor

2023 Titles - 2 total

VT (1)	9.900	1/27 at #23 Arkansas
FX (1)	9.950	2/17 vs. #2 Florida

2022 Titles - 2 Total

FX (1)	9.900	1/7 vs. Centenary
VT (1)	9.950	2/25 at TWU Quad

So. Alexis Jeffrey - 1 Total Titles
1 bars

2023 Titles - 1 total

UB (1)	9.900	2/3 at #17 Georgia
--------	-------	--------------------

2023 LSU Gymnastics - Week 10 at SEC Championships

INDIVIDUAL RECORDS HISTORY

Single Season Bests

Vault Titles

1.	Susan Jackson	12	2010
	Ashleigh Clare-Kearney	12	2008
3.	Ashleigh Clare-Kearney	11	2007
4.	Ashleigh Gnat	10	2016
	Sandra Smith	10	1980
6.	Haleigh Bryant	9	2023
	Ashleigh Gnat	9	2017
	Ashleigh Clare-Kearney	9	2009
	Jennifer Wood	9	1995
	Jennifer Lyerly	9	1987
	Sandra Smith	9	1982

Bars Titles

1.	Sarie Morrison	12	2013
2.	Sarah Finnegan	11	2019
	Rheagan Courville	9	2015
	Susan Jackson	9	2010
5.	Sarah Finnegan	8	2018
	Sarie Morrison	8	2014
	Annie Gagnon	8	2004
	Sandra Smith	8	1980
9.	Jeanie Beadle	7	1977

Beam Titles

1.	Sarah Finnegan	11	2019
2.	April Burkholder	10	2006
3.	Jessie Jordan	8	2015
	Jeanie Beadle	8	1977
5.	Sandra Smith	7	1980
6.	Sarah Finnegan	6	2018
	Sarah Finnegan	6	2017
	Rheagan Courville	6	2013
	Susan Jackson	6	2010
	Susan Jackson	6	2009
	Ashleigh Clare-Kearney	6	2008
	Lisa Rennie	6	2005

Floor Titles

1.	Ashleigh Gnat	12	2017
2.	Sarah Finnegan	11	2019
	Ashleigh Gnat	10	2016
	Lloimincia Hall	10	2013
	Ashleigh Clare-Kearney	10	2009
	Sandra Smith	10	1980
6.	April Burkholder	9	2005
7.	Myia Hambrick	8	2018
	Lloimincia Hall	8	2014
8.	Kiya Johnson	7	2020
	Lloimincia Hall	7	2012
	Susan Jackson	7	2010
	Lauren Klein	7	2007
	April Burkholder	7	2004
	Jeanie Beadle	7	1978

All-Around Titles

1.	Sarah Finnegan	14	2019
2.	Susan Jackson	11	2010
3.	Sandra Smith	10	1980
4.	Haleigh Bryant	9	2023
	Rheagan Courville	9	2013
	Ashleigh Clare-Kearney	9	2008
7.	April Burkholder	8	2004
	Rheagan Courville	8	2014
9.	Sarah Finnegan	7	2018
	April Burkholder	7	2006
	Jennifer Wood	7	1995
	Jeanie Beadle	7	1978

Total Individual Titles

1.	Sarah Finnegan	49	2019
2.	Susan Jackson	45	2010
	Sandra Smith	45	1980
4.	Ashleigh Clare-Kearney	39	2008
5.	Ashleigh Clare-Kearney	32	2007
	Jeanie Beadle	32	1977
7.	Ashleigh Clare-Kearney	31	2009
	April Burkholder	31	2006
9.	Jennifer Wood	30	1995
10.	April Burkholder	29	2004

Career Bests

Vault Titles

1.	Ashleigh Clare-Kearney	37
2.	Rheagan Courville	29
3.	Sandra Smith	26
4.	April Burkholder	23
	Angie Topham	23
	Haleigh Bryant	23
7.	Jennifer Wood	22
	Jennifer Lyerly	22
	Ashleigh Gnat	22
10.	Susan Jackson	19
11.	Kennedi Edney	17

Bars Titles

1.	Sarie Morrison	28
2.	Sarah Finnegan	27
3.	Rheagan Courville	19
4.	Ashleigh Clare-Kearney	18
5.	Jennifer Wood	16
6.	Jeanie Beadle	15
7.	Susan Jackson	14
	Sandra Smith	14
9.	Lexie Priessman	13
	Annie Gagnon	13

Beam Titles

1.	Sarah Finnegan	27
2.	April Burkholder	24
3.	Jessie Jordan	15
	Amy McClosky	15
4.	Jeanie Beadle	14
5.	Rheagan Courville	13
	Susan Jackson	13
8.	Sandra Smith	12
	Ashleigh Gnat	12
10.	Lisa Rennie	11

Floor Titles

1.	Lloimincia Hall	31
2.	Ashleigh Clare-Kearney	27
	April Burkholder	27
4.	Ashleigh Gnat	23
5.	Sandra Smith	22
6.	Kiya Johnson	15
7.	Sarah Finnegan	14
	Myia Hambrick	14
9.	Kiya Johnson	13
	Nicki Arnstad	13
11.	Susan Jackson	12
	Rachelle Fruge'	12
	Jeanie Beadle	12

All-Around Titles

1.	Rheagan Courville	26
2.	April Burkholder	25
3.	Sarah Finnegan	23
4.	Ashleigh Clare-Kearney	22
5.	Sandra Smith	19
6.	Haleigh Bryant	17
7.	Susan Jackson	16
8.	Myia Hambrick	14
	Jeanie Beadle	14
10.	Jennifer Wood	11
11.	Kennedi Edney	10
	Jessie Jordan	10
	Amy McClosky	10
	Rachelle Fruge'	10

Total Individual Titles

1.	Ashleigh Clare-Kearney	114
2.	April Burkholder	108
3.	Sarah Finnegan	95
	Rheagan Courville	95
5.	Sandra Smith	93
6.	Susan Jackson	74
7.	Jeanie Beadle	66
8.	Ashleigh Gnat	62
	Jennifer Wood	62
10.	Haleigh Bryant	56
11.	Myia Hambrick	52
12.	Angie Topham	47
13.	Sarie Morrison	43
14.	Kennedi Edney	42
15.	Jennifer Lyerly	40
	Kiya Johnson	40
17.	Lloimincia Hall	37
	Rachelle Fruge'	37
19.	Kiya Johnson	34
20.	Jessie Jordan	32
	Amy McClosky	32

Career National Titles

1.	Susan Jackson	3 ('08 VT, '10 BB, '10 AA)
2.	Sarah Finnegan	2 ('17 UB, '19 UB)
	Kennedi Edney	2 ('17 VT, '19 VT)
	Rheagan Courville	2 ('13 VT, '14 VT)
	Ashleigh Clare-Kearney	2 ('09 VT, '09 FX)
6.	Haleigh Bryant	1 ('21 VT)
	Ashleigh Gnat	1 ('17 FX)
	April Burkholder	1 ('06 BB)
	Nicki Arnstad	1 ('02 FX)
	Jeanie Beadle	1 ('77 BB)

Career SEC Titles

1.	Sarah Finnegan	5 ('18 AA; '19 UB, BB, FX, AA)
	Rheagan Courville	5 ('13 VT/BB/AA, '15 VT/AA)
	Sandra Smith	5 ('81 VT/FX, '82 VT/FX, '83 VT)
5.	Ashleigh Gnat	4 ('16 FX, '17 VT/BB/FX)
	Lloimincia Hall	4 ('12 FX, '13 FX, '14 FX, '15 FX)
6.	Susan Jackson	3 ('08 VT, '09 BB, '10 VT)
	Ashleigh Clare-Kearney	3 ('08 FX/AA, '09 FX)
8.	Rachelle' Fruge	2 ('91 BB/AA)

[18 gymnasts with one title. Last: Elena Arenas, VT; Haleigh Bryant, VT; and Kiya Johnson FX in 2021]

Career All-America Honors

1.	Sarah Finnegan	23 (11 Reg Season)
	Rheagan Courville	23 (11 Reg Season)
3.	Myia Hambrick	20 (9 Reg Season)
4.	Kennedi Edney	18 (9 Reg Season)
5.	Ashleigh Gnat	17 (7 Reg Season)
6.	April Burkholder	14
7.	Susan Jackson	12
8.	Jessie Jordan	11 (5 Reg Season)
9.	Jennifer Wood	10
10.	Kiya Johnson	8 (5 Reg season)

Career Perfect 10.0 Scores

1.	Haleigh Bryant	10 (8 VT, 1 UB, 1 FX)
2.	Jennifer Wood	9 (all on VT)
	Ashleigh Gnat	9 (4 FX, 5 VT)
4.	April Burkholder	8 (4 FX, 2 VT, 2 BB)
5.	Lloimincia Hall	7 (all on FX)
	Kiya Johnson	7 (4 FX, 2 BB, 1 VT)
7.	Sarah Finnegan	6 (2 UB, 2 BB, 2 FX)
8.	Ashleigh Clare-Kearney	5 (4 VT, 1 FX)
9.	Aleah Finnegan	4 (2 FX, 1 VT, 1 BB)
10.	Rheagan Courville	3 (all on VT)
11.	Kennedi Edney	2 (1 VT, 1 FX)
	Terin Martinjak	2 (1 BB, 1 FX)
	Nicki Arnstad	2 (all on FX)

2023 LSU Gymnastics - Week 10 at SEC Championships

PERFECT 10.00 SCORES

Total Perfect 10.0 Scores in LSU History: 84

Vault (37)

Haleigh Bryant	vs. West Virginia	3/10/23
Haleigh Bryant	at Alabama	2/24/23
Aleah Finnegan	at Auburn	2/10/23
Haleigh Bryant	vs. Missouri	1/20/23
Haleigh Bryant	vs. Utah	3/11/22
Haleigh Bryant	at Missouri w/ Arkansas	2/20/22
Haleigh Bryant	vs. Auburn	2/5/22
Haleigh Bryant	at NCAA Regional Final (Salt Lake City, Utah)	4/3/21
Haleigh Bryant	vs. Missouri	3/5/21
Kiya Johnson	at GymQuarters	2/14/20
Kennedi Edney	at Arizona	3/15/19
Ashleigh Gnat	at SEC Championship Session II	3/18/17
Ashleigh Gnat	vs. Florida	3/5/17
Ashleigh Gnat	at Alabama	1/13/17
Ashleigh Gnat	at Metroplex Challenge	1/30/16
Ashleigh Gnat	vs. Kentucky	1/22/16
Rheagan Courville	vs. Minnesota	3/6/15
Jessie Jordan	vs. Minnesota	3/6/15
Rheagan Courville	at Metroplex Challenge	2/15/14
Rheagan Courville	at SEC Championship Session II	3/23/13
Sarie Morrison	vs. Arkansas	2/15/13
Ashleigh Clare-Kearney	vs. North Carolina State	3/7/09
Ashleigh Clare-Kearney	at NCAA Regional Championships (Baton Rouge)	4/12/08
Ashleigh Clare-Kearney	vs. Michigan State	2/29/08
Ashleigh Clare-Kearney	at Super Six Challenge (Fayetteville, Ark.)	1/5/07
April Burkholder	at Oklahoma	3/11/05
April Burkholder	at Texas Woman's/Arizona	2/23/04
Stephanie Hyett	vs. Illinois-Chicago	3/7/97
Jennifer Wood	vs. New Hampshire/Missouri/Centenary	3/15/96
Jennifer Wood	vs. Alabama	2/23/96
Jennifer Wood	at NCAA Regional Championships	4/7/95
Jennifer Wood	vs. Florida	3/3/95
Jennifer Wood	vs. Arizona	2/24/95
Jennifer Wood	vs. Georgia	2/17/95
Jennifer Wood	vs. Kentucky	3/4/94
Jennifer Wood	vs. North Carolina State	2/25/94
Jennifer Wood	vs. Alabama	2/18/94

Bars (6)

Haleigh Bryant	vs. West Virginia	3/10/23
Sarah Finnegan	at Arizona	3/15/19
Lexie Priessman	vs. Georgia	3/1/19
Sarah Finnegan	vs. Arizona	3/17/18
Sharene Mamby	vs. Denver	1/26/01
Syreeta Barnett	vs. Illinois-Chicago	3/7/97

Beam (9)

Aleah Finnegan	vs. Florida	2/17/23
Kiya Johnson	Alabama	2/18/22
Kiya Johnson	at Florida	1/24/20
Sarah Finnegan	vs. Georgia	3/1/19
Sarah Finnegan	vs. Arizona	3/17/18
April Burkholder	at Oklahoma	3/11/05
Terin Martinjak	at Centenary	3/12/04
April Burkholder	at Centenary	3/12/04
Amy McClosky	vs. New Hampshire/Missouri/Centenary	3/15/96

Floor (33)

Haleigh Bryant	vs. West Virginia	3/10/23
Aleah Finnegan	at Alabama	2/24/23
Aleah Finnegan	vs. Georgia	2/3/23
Kiya Johnson	vs. Auburn	2/5/22
Kiya Johnson	at SEC Championship Session II	3/20/21
Kiya Johnson	vs. Missouri	3/5/21
Kiya Johnson	vs. Arkansas	1/5/21
Sarah Finnegan	at SEC Championship Session II	3/23/19
McKenna Kelley	vs. Oregon State	3/8/19
Kennedi Edney	vs. Oregon State	3/8/19
Myia Hambrick	vs. Auburn	3/4/18
Sarah Finnegan	vs. Auburn	3/4/18
Ashleigh Gnat	at SEC Championship Session II	3/19/16
Ashleigh Gnat	at Texas Woman's/Oregon State/New Hampshire	3/12/16
Ashleigh Gnat	vs. Alabama	3/4/16
Ashleigh Gnat	vs. Auburn	2/19/16
Lloimincia Hall	at Centenary/New Hampshire	3/13/15
Lloimincia Hall	vs. Minnesota	3/6/15
Lloimincia Hall	at NCAA Baton Rouge Regional	4/5/14
Lloimincia Hall	at Metroplex Challenge	2/15/14
Lloimincia Hall	vs. Alabama	1/31/14
Lloimincia Hall	vs. Alabama	3/8/13
Lloimincia Hall	at Missouri	2/8/13
Ashleigh Clare-Kearney	vs. Michigan St.	2/29/08

2023 LSU Gymnastics - Week 10 at SEC Championships

HIGHEST ALL-TIME EVENT SCORES - TEAM

Vault

1.	49.825	vs. Minnesota	3/6/15
2.	49.675	at Alabama	2/24/23
		at Arizona	3/15/19
4.	49.650	NCAA Baton Rouge Regional	4/5/14
5.	49.625	at SEC Championships	3/20/21
		at Kentucky	2/26/21
		vs. Florida	3/5/17
		at Centenary/New Hampshire	3/13/15
		NCAA Central Regional Championships	4/12/08
		at Centenary	3/12/04
11.	49.600	vs. Florida	2/12/21
		at Alabama	1/13/17
		at Oklahoma	2/9/14
		vs. Alabama	3/8/13
15.	49.575	at Florida	1/24/20
		at SEC Championship Session II	3/18/17
		vs. George Washington/Iowa	2/19/17
		at Auburn	2/13/15
		vs. Missouri	2/28/14
		vs. Alabama	1/31/14
21.	49.5625	at NCAA Championships Semifinal II	4/14/17
22.	49.550	vs. Missouri	3/5/21
		at Florida	2/26/16
		at SEC Championship Session II	3/21/15
		at Florida	2/21/14
		at Auburn	2/22/13
		vs. Centenary	3/18/05

Bars

1.	49.750	vs. Arizona	3/17/18
2.	49.725	vs. Texas Woman's	2/18/18
3.	49.650	vs. Kentucky	3/1/02
4.	49.625	vs. Alabama	1/19/18
5.	49.600	at Arizona	3/15/19
		vs. Arkansas	1/5/18
		vs. Iowa	1/9/15
		at Metroplex Challenge	2/15/14
9.	49.575	at NC State	3/9/18
10.	49.550	vs. Florida	2/12/21
		vs. Auburn	3/4/18
		at GymQuarters Invite	2/16/18
		vs. Alabama	2/8/02
		vs. Centenary	2/13/98
15.	49.525	vs. Arkansas	2/28/20
		vs. Florida	1/18/19
		vs. Denver	1/26/01
18.	49.500	vs. West Virginia	3/10/23
		vs. Florida	2/17/23
		vs. Oklahoma	1/16/23
		vs. Centenary	1/7/22
		vs. NC State	2/1/19
		NCAA Championships Semifinal I	4/20/18
		vs. George Washington and Iowa	2/19/17
		vs. Florida	2/20/15
		vs. Missouri	2/28/14
		vs. North Carolina/Illinois-Chicago	2/20/09
		vs. Rhode Island/Centenary	3/14/02

Beam

1.	49.725	vs. Arizona	3/17/18
		at NCAA Super Six Finals	4/15/17
		at Oklahoma	3/11/05
4.	49.650	vs. Alabama	2/18/22
		vs. Oregon State	3/8/19
		vs. Georgia	3/1/19
6.	49.625	vs. Georgia	2/6/15
7.	49.600	NCAA Baton Rouge Regional	4/5/14
8.	49.5875	at NCAA Championships Semifinal II	4/17/17
9.	49.575	at Georgia	1/10/20
		at GymQuarters	2/17/17
		at Florida	2/26/16
12.	49.550	at Alabama	2/24/23
		vs. Florida	2/17/23
		at SEC Championships	3/19/22
		vs. Florida	2/12/21
		vs. New Hampshire	3/10/17
		at Texas Woman's	3/13/05
18.	49.525	at NCAA Regional Final	4/3/21
		at Florida	1/24/20
		vs. Auburn	3/4/18
		at GymQuarters	2/16/18
		at Arkansas	2/10/17
23.	49.500	vs. Utah	3/11/22
		NCAA Regional Final	4/6/19
		at NCAA Raleigh Regional	4/7/18
		at SEC Championship Session II	3/18/17
27.	49.475	vs. Texas Woman's	2/18/18
		vs. Florida	3/5/17

		at Kentucky	1/27/17
		vs. Minnesota	3/6/15
		vs. Arkansas	2/28/03
		at Alabama	3/6/99

Floor

1.	49.775	vs. Auburn	2/5/22
2.	49.750	vs. West Virginia	3/10/23
3.	49.7125	at NCAA Championships Semifinal II	4/14/17
4.	49.700	vs. Auburn	3/4/18
		vs. Auburn	2/19/16
		vs. Minnesota	3/6/15
		vs. Missouri	2/28/14
8.	49.675	vs. Georgia	2/3/23
		vs. Utah	3/11/22
		vs. Oregon State	3/8/19
		vs. Ohio State	3/5/04
12.	49.650	vs. Missouri	3/5/21
		at Missouri	2/9/18
		NCAA Baton Rouge Regional	4/5/14
15.	49.625	vs. Florida	3/5/17
		at Texas Woman's/Oregon State/New Hampshire	3/12/16
		vs. Alabama	3/4/16
		vs. Georgia	2/6/15
		at SEC Championship Session II	3/23/13
20.	49.600	at SEC Championship Session II	3/23/19
		vs. Texas Woman's	2/18/18
		at Centenary/Texas Woman's	3/21/03
23.	49.575	at Alabama	2/24/23
		vs. Florida	2/17/23
		at Centenary/New Hampshire	3/13/15
		vs. Florida	2/20/15
28.	49.550	vs. Missouri	3/14/98
		vs. Missouri	2/17/19
		at GymQuarters	2/16/18
		at SEC Championship Session II	3/18/17
		vs. George Washington/Iowa	2/19/17
		at Arkansas	2/10/17
		at Kentucky	1/27/17
		at SEC Championship Session II	3/19/16
		at SEC Championship Session II	3/21/15
		at NCAA Super Six Finals	4/19/14
		vs. Alabama	1/31/14
		at NCAA Super Six Finals	4/20/13
		vs. Michigan State	2/29/08
		vs. Arkansas	2/4/05
		vs. Michigan State	1/28/05
		vs. Centenary/Rhode Island	3/14/02

Team

1.	198.375	vs. Minnesota	3/6/15
2.	198.325	NCAA Baton Rouge Regional	4/5/14
3.	198.2750	at NCAA Championships Semifinal II	4/17/17
4.	198.175	at Arizona	3/15/19
		vs. Texas Woman's	2/18/18
		vs. Florida	3/5/17
7.	198.150	vs. Oregon State	3/8/19
8.	198.125	vs. Utah	3/11/22
		vs. Arizona	3/17/18
10.	198.100	vs. Florida	2/17/23
		vs. Auburn	3/4/18
12.	198.075	at GymQuarters	2/16/18
		at SEC Championship Session II	3/18/17
		vs. Georgia	2/6/15
15.	198.050	vs. Alabama	2/18/22
		vs. Florida	3/5/21
		vs. Missouri	2/28/14
18.	198.025	vs. West Virginia	3/10/23
18.	197.975	at Alabama	2/24/23
		vs. George Washington/Iowa	2/19/17
20.	197.950	vs. Florida	2/20/15
21.	197.925	vs. Alabama	3/4/16
22.	197.900	vs. Georgia	3/1/19
		at Florida	2/26/16
24.	197.875	vs. Missouri	3/5/21
		at Gym Quarters Invite	2/14/20
		vs. New Hampshire	3/10/17
		at Metroplex Challenge	2/15/14
28.	197.850	at Oklahoma (neutral in Tulsa, Okla.)	3/11/05
29.	197.8375	at NCAA Super Six	4/21/18

2023 LSU Gymnastics - Week 10 at SEC Championships

TOP GYMNASTICS ATTENDANCE FIGURES IN MARAVICH CENTER HISTORY

RANK	ATTENDANCE	OPPONENT	DATE	RESULT	SCORE
1.	13,729	Alabama	1/19/18	W	197.450-196.725
2.	13,659	Auburn	2/5/22	W	197.975-197.750
3.	13,296	Alabama	3/4/16	W	197.925-196.225
4.	13,185	Kentucky	2/2/18	W	197.225-196.700
5.	13,179	Minnesota	3/6/15	W	198.375-195.450
6.	12,838	Kentucky	3/4/22	L	197.500-197.450
7.	12,637	Alabama	1/31/20	L	196.775-196.425
8.	12,609	Florida	3/5/17	W	198.150-196.600
9.	12,450	West Virginia	3/10/23	W	198.025-196.450
10.	12,217	Florida	2/20/15	W	197.950-197.425
11.	12,147	Arkansas	2/28/20	W	197.125-195.725
12.	12,099	Georgia	2/3/23	W	197.700-196.925
13.	12,093	Florida	1/18/19	L	197.500-197.425
14.	12,090	Auburn	3/4/18	W	198.100-195.625
15.	12,065	Oklahoma	1/16/23	L	197.450-197.600
16.	11,966	Missouri	1/20/23	W	197.150-196.525
17.	11,887	Florida	2/17/23	W	198.100-197.975
18.	11,532	Texas Woman's	1/20/17	W	197.475-192.625
19.	11,515	NC State	2/1/19	W	197.150-195.375
20.	11,287	Arizona	3/17/18	W	198.125-195.525
21.	11,227	Auburn	1/17/20	W	196.575-196.275
22.	11,069	Kentucky	2/16/20	W	197.500-196.625
23.	11,055	Texas Woman's	2/18/18	W	198.175-194.200
24.	11,047	Missouri	2/17/19	W	197.650-195.475
25.	11,015	Oregon State	3/8/19	W	198.150-196.375
26.	10,788	Cal	1/4/19	W	196.775-195.650
27.	10,755	Arkansas	1/5/18	W	197.150-195.350
28.	10,177	Auburn	2/19/16	W	197.825-197.125
29.	10,052	Kentucky	1/22/16	W	196.575-195.100
30.	10,031	Georgia	3/1/19	W	197.900-196.325
31.	10,006	Arizona	1/3/20	W	195.725-195.025
32.	10,001	Missouri	2/3/17	W	197.425-195.425
33.	9,546	New Hampshire	3/10/17	W	197.875-195.300
34.	9,007	George Washington/Iowa	2/19/17	1st	197.975 (LSU)
35.	8,574	Alabama	3/8/13	L	197.725-197.500
36.	8,228	Oklahoma	1/9/16	W	196.950-196.725
37.	8,055	Alabama	1/31/14	W	197.650-196.825
38.	7,819	NCAA Baton Rouge Regional Final	4/6/19	1st	197.500 (LSU)
39.	7,779	Arkansas	2/5/16	W	197.425-196.150
40.	7,722	Georgia	2/6/15	W	198.075-196.850

YEAR-BY-YEAR HOME RECORD

YEAR	MEETS	RECORD	PERCENTAGE	YEAR	MEETS	RECORD	PERCENTAGE
1975	3	5-0	1.000	1999	6	11-2	.846
1976	4	8-0	1.000	2000	5	5-0	1.000
1977	5	6-0	1.000	2001	5	7-1	.875
1978	5	7-0	1.000	2002	7	12-0	1.000
1979	5	11-1	.917	2003	4	2-2	.500
1980	6	9-0	1.000	2004	6	10-1	.909
1981	4	7-1	.875	2005	6	8-0	1.000
1982	5	5-0	1.000	2006	8	9-7	.563
1983	3	3-0	1.000	2007	6	4-2	.667
1984	3	3-0	1.000	2008	7	11-1	.917
1985	6	2-4	.333	2009	5	5-1	.833
1986	5	8-1	.889	2010	6	6-0	1.000
1987	5	6-0	1.000	2011	5	2-3	.400
1988	6	11-1-1	.846	2012	5	4-1	.800
1989	6	8-1	.889	2013	5	4-1	.800
1990	5	5-0	1.000	2014	7	11-0	1.000
1991	5	2-3	.400	2015	5	5-0	1.000
1992	6	4-8	.333	2016	5	5-0	1.000
1993	5	9-3	.750	2017	6	7-0	1.000
1994	3	3-0-1	.875	2018	6	6-0	1.000
1995	5	5-2	.714	2019	8	11-1	.917
1996	5	8-4	.667	2020	5	4-1	.800
1997	5	3-1-1	.700	2021	4	3-1	.750
1998	6	8-3	.727	2022	5	4-3	.571
				2023	5	4-1	.800
				TOTAL	258	306-62-5	.827

2023 LSU Gymnastics - Week 10 at SEC Championships

2023 TEAM RESULTS

Overall Record: 8-5 Regular Season Record: 8-5 Postseason Record: 0-0 SEC Record: 4-3 Home: 4-1 Away: 4-4 Neutral: 3-0

DATE	MEET	TEAMS	RESULT	TEAM SCORE	Vault	BARS	BEAM	FLOOR	ATTENDANCE
1/6	at Utah	#6 LSU #3 Utah	L	196.775 197.225	49.300 49.350	49.000 49.225	49.100 49.475	49.375 49.225	11,585
1/13	at Kentucky^	#10 LSU #12 Kentucky	L	196.575 197.125	49.200 49.300	49.475 49.325	49.075 49.325`	48.825 49.175	10,558
1/16	Oklahoma*	#13 LSU #1 Oklahoma	L	197.450 197.600	49.325 49.425	49.500* 49.400	49.225 49.325	49.450 49.450	12,065
1/20	Missouri^	#9 LSU #12 Missouri	W	197.150 196.525	49.475 49.050	49.425 49.250	48.950 48.950	49.300 49.275	11,966
1/27	at Arkansas^	#8 LSU #23 Arkansas	L	197.250 197.475	49.500 49.300	49.300 49.350	49.150 49.250	49.300 49.575	7,147
2/3	Georgia^	#9 LSU #17 Georgia	W	197.700* 196.925	49.475 49.075	49.300 49.225	49.250 49.250	49.675 49.375	12,099
2/10	at Auburn^	#9 LSU #5 Auburn	L	197.500 197.750	49.350 49.325	49.275 49.500	49.425 49.275	49.450 49.650	9,121
2/17	Florida^	#8 LSU #2 Florida	W	198.100 197.975	49.475 49.350	49.500* 49.425	49.550* 49.625	49.575 49.575	11,887
2/24	at Alabama^	#6 LSU #9 Alabama	W	197.975 197.925	49.675* 49.325	49.175 49.325	49.550* 49.700	49.575 49.575	12,889
3/3	Podium Challenge	#6 LSU #7 California #23 Washington George Washington	W	197.700 197.675 196.000 195.125	49.550 49.350 49.150 49.100	49.350 49.550 49.475 49.200	49.275 49.075 48.325 47.925	49.525 49.700 49.050 48.900	3,000
3/10	West Virginia	#6 LSU West Virginia	W	198.025 196.450	49.300 49.075	49.500* 49.025	49.475 49.00	49.750* 49.350	12,450
3/18	SEC Championships (Duluth, Ga.)	---	-	---	---	---	---	---	---
3/30	NCAA Regional Second Round Potential Hosts: Denver, Oklahoma, Pittsburgh, UCLA	---	-	---	---	---	---	---	---
4/1	NCAA Regional Final	---	-	---	---	---	---	---	---
4/13	NCAA Semifinal (Fort Worth, Texas)	---	-	---	---	---	---	---	---
4/15	NCAA Championship (Fort Worth, Texas)	---	-	---	---	---	---	---	---
				Season Average 197.473	VT Avg. 49.420	UB Avg. 49.341	BB Avg. 49.275	FX Avg. 49.436	

KEY

^ - Denotes SEC meet, * - Denotes season high, # - Denotes School Record

2023 LSU Gymnastics - Week 10 at SEC Championships

2023 LSU GYMNASTICS INDIVIDUAL RESULTS AND STATISTICS

Elena Arenas

		Vault	Bars	Beam	Floor	A-A
1/6	at #3 Utah	9.850	9.750	--	--	--
1/13	at #12 Kentucky	9.800	9.825	9.925*	--	--
1/16	#1 Oklahoma	9.775	9.875	9.875	--	--
1/20	#12 Missouri	9.825	9.850	9.750	--	--
1/27	at #23 Arkansas	9.825	9.875	9.775	--	--
2/3	#17 Georgia	9.775	8.975	9.775	--	--
2/10	at #5 Auburn	9.800	--	9.750	--	--
2/17	#2 Florida	9.875	9.900*	9.825	9.825	39.425*
2/24	at #9 Alabama	9.925	--	9.850	9.825	--
3/3	at Podium Challenge	9.900	--	9.825	9.875	--
3/10	West Virginia	9.875	8.975	9.850	9.925*	38.625
3/18	SEC Championships	--	--	--	--	--
3/30	NCAA Regional Second Round	--	--	--	--	--
4/1	NCAA Regional Final	--	--	--	--	--
4/13	NCAA Semifinal	--	--	--	--	--
4/15	NCAA Championship	--	--	--	--	--
Season Average		9.835	9.721	9.817	9.842	39.425
Season High		9.925	9.900	9.925	9.925	39.425
Career High		9.950	9.900	9.925	9.925	39.425

Sierra Ballard

		Vault	Bars	Beam	Floor	A-A
1/6	at #3 Utah	--	--	--	9.825	--
1/13	at #12 Kentucky	--	--	--	9.850	--
1/16	#1 Oklahoma	--	--	9.825	9.900	--
1/20	#12 Missouri	--	--	9.650	9.850	--
1/27	at #23 Arkansas	--	--	9.750	9.825	--
2/3	#17 Georgia	--	--	9.825	9.875	--
2/10	at #5 Auburn	--	--	9.825	9.825	--
2/17	#2 Florida	--	--	--	9.875	--
2/24	at #9 Alabama	--	--	9.925*	9.850	--
3/3	at Podium Challenge	--	--	9.900	9.850	--
3/10	West Virginia	--	--	9.825	9.925	--
3/18	SEC Championships	--	--	--	--	--
3/30	NCAA Regional Second Round	--	--	--	--	--
4/1	NCAA Regional Final	--	--	--	--	--
4/13	NCAA Semifinal	--	--	--	--	--
4/15	NCAA Championship	--	--	--	--	--
Season Average		--	--	9.816	9.859	--
Season High		--	--	9.925	9.925	--
Career High		--	--	9.925	9.925	--

Annie Beard

		Vault	Bars	Beam	Floor	A-A
1/6	at #3 Utah	--	--	--	--	--
1/13	at #12 Kentucky	--	--	--	--	--
1/16	#1 Oklahoma	--	--	--	--	--
1/20	#12 Missouri	--	--	--	--	--
1/27	at #23 Arkansas	--	--	--	--	--
2/3	#17 Georgia	--	--	--	--	--
2/10	at #5 Auburn	--	--	--	--	--
2/17	#2 Florida	--	--	--	--	--
2/24	at #9 Alabama	--	--	--	--	--
3/3	at Podium Challenge	--	--	--	--	--
3/10	West Virginia	--	--	--	--	--
3/18	SEC Championships	--	--	--	--	--
3/30	NCAA Regional Second Round	--	--	--	--	--
4/1	NCAA Regional Final	--	--	--	--	--
4/13	NCAA Semifinal	--	--	--	--	--
4/15	NCAA Championship	--	--	--	--	--
Season Average		--	--	--	--	--
Season High		--	--	--	--	--
Career High		--	--	--	--	--

Chase Brock

		Vault	Bars	Beam	Floor	A-A
1/6	at #3 Utah	--	--	--	--	--
1/13	at #12 Kentucky	--	--	--	--	--
1/16	#1 Oklahoma	9.800	--	--	9.150	--
1/20	#12 Missouri	9.850	--	--	9.700	--
1/27	at #23 Arkansas	9.900	--	--	9.825	--
2/3	#17 Georgia	9.950	--	--	9.075	--
2/10	at #5 Auburn	9.700	--	--	9.775	--
2/17	#2 Florida	9.825	--	--	--	--
2/24	at #9 Alabama	9.975*	--	--	9.925*	--
3/3	at Podium Challenge	9.975*	--	--	9.925*	--
3/10	West Virginia	9.750	--	--	9.700	--
3/18	SEC Championships	--	--	--	--	--
3/30	NCAA Regional Second Round	--	--	--	--	--
4/1	NCAA Regional Final	--	--	--	--	--
4/13	NCAA Semifinal	--	--	--	--	--
4/15	NCAA Championship	--	--	--	--	--
Season Average		9.858	--	--	9.634	--
Season High		9.975	--	--	9.925	--
Career High		9.975	9.875	--	9.925	--

Haleigh Bryant

		Vault	Bars	Beam	Floor	A-A
1/6	at #3 Utah	9.900	9.825	9.850	9.875	39.450
1/13	at #12 Kentucky	9.900	9.950	9.950	9.775	39.575
1/16	#1 Oklahoma	9.925	9.900	9.950	9.900	39.675
1/20	#12 Missouri	10.000	9.900	9.900	9.950	39.750
1/27	at #23 Arkansas	9.950	9.850	9.900	9.875	39.575
2/3	#17 Georgia	9.975	9.900	9.900	9.925	39.700
2/10	at #5 Auburn	9.900	9.950	9.900	9.850	39.600
2/17	#2 Florida	9.975	9.950	9.925	9.925	39.775
2/24	at #9 Alabama	10.000	9.925	9.900	9.975	39.800
3/3	at Podium Challenge	9.975	9.900	9.850	9.975	39.700
3/10	West Virginia	10.000	10.000*	9.875	10.000*	39.875*
3/18	SEC Championships	--	--	--	--	--
3/30	NCAA Regional Second Round	--	--	--	--	--
4/1	NCAA Regional Final	--	--	--	--	--
4/13	NCAA Semifinal	--	--	--	--	--
4/15	NCAA Championship	--	--	--	--	--
Season Average		9.955	9.914	9.900	9.911	39.680
Season High		10.000	10.000	9.950	10.000	39.875
Career High		10.000	10.000	9.950	10.000	39.875

Ashley Cowan

		Vault	Bars	Beam	Floor	A-A
1/6	at #3 Utah	--	--	--	--	--
1/13	at #12 Kentucky	--	--	--	--	--
1/16	#1 Oklahoma	--	--	--	--	--
1/20	#12 Missouri	--	--	--	--	--
1/27	at #23 Arkansas	--	--	--	--	--
2/3	#17 Georgia	--	--	--	--	--
2/10	at #5 Auburn	--	9.775	--	--	--
2/17	#2 Florida	--	--	--	--	--
2/24	at #9 Alabama	--	--	--	--	--
3/3	at Podium Challenge	--	9.850	--	--	--
3/10	West Virginia	--	9.900*	--	--	--
3/18	SEC Championships	--	--	--	--	--
3/30	NCAA Regional Second Round	--	--	--	--	--
4/1	NCAA Regional Final	--	--	--	--	--
4/13	NCAA Semifinal	--	--	--	--	--
4/15	NCAA Championship	--	--	--	--	--
Season Average		--	9.842	--	--	--
Season High		--	9.900	--	--	--
Career High		--	9.900	--	--	--

2023 LSU Gymnastics - Week 10 at SEC Championships

2023 LSU GYMNASTICS INDIVIDUAL RESULTS AND STATISTICS

Olivia Dunne

		Vault	Bars	Beam	Floor	A-A
1/6	at #3 Utah	--	--	--	--	--
1/13	at #12 Kentucky	--	--	--	--	--
1/16	#1 Oklahoma	--	--	--	--	--
1/20	#12 Missouri	--	--	--	--	--
1/27	at #23 Arkansas	--	--	--	--	--
2/3	#17 Georgia	--	--	--	--	--
2/10	at #5 Auburn	--	--	--	--	--
2/17	#2 Florida	--	--	--	--	--
2/24	at #9 Alabama	--	9.825	--	--	--
3/3	at Podium Challenge	--	9.825	--	--	--
3/10	West Virginia	--	--	--	--	--
3/18	SEC Championships	--	--	--	--	--
3/30	NCAA Regional Second Round	--	--	--	--	--
4/1	NCAA Regional Final	--	--	--	--	--
4/13	NCAA Semifinal	--	--	--	--	--
4/15	NCAA Championship	--	--	--	--	--
Season Average		--	9.825	--	--	--
Season High		--	9.825	--	--	--
Career High		--	9.925	--	9.900	--

Aleah Finnegan

		Vault	Bars	Beam	Floor	A-A
1/6	at #3 Utah	9.850	9.750	9.900	9.950	39.450
1/13	at #12 Kentucky	9.750	9.900	9.775	9.500	38.925
1/16	#1 Oklahoma	9.850	9.925*	9.775	9.950	39.500
1/20	#12 Missouri	9.850	9.850	9.950	9.375	39.025
1/27	at #23 Arkansas	9.675	9.850	9.925	9.900	39.350
2/3	#17 Georgia	9.900	9.850	9.900	10.000*	39.650
2/10	at #5 Auburn	10.000*	9.875	9.950	9.975	39.800*
2/17	#2 Florida	9.950	9.850	10.000*	9.900	39.700
2/24	at #9 Alabama	9.900	9.200	9.975	10.000*	39.075
3/3	at Podium Challenge	--	--	--	--	--
3/10	West Virginia	9.800	9.925	9.975	9.925	39.625
3/18	SEC Championships	--	--	--	--	--
3/30	NCAA Regional Second Round	--	--	--	--	--
4/1	NCAA Regional Final	--	--	--	--	--
4/13	NCAA Semifinal	--	--	--	--	--
4/15	NCAA Championship	--	--	--	--	--
Season Average		9.853	9.798	9.912	9.847	39.410
Season High		10.000	9.925	10.000	10.000	39.800
Career High		10.000	9.925	10.000	10.000	39.800

Cammy Hall

		Vault	Bars	Beam	Floor	A-A
1/6	at #3 Utah	--	--	--	--	--
1/13	at #12 Kentucky	--	--	--	--	--
1/16	#1 Oklahoma	--	--	--	--	--
1/20	#12 Missouri	--	--	--	--	--
1/27	at #23 Arkansas	--	--	--	--	--
2/3	#17 Georgia	--	--	--	--	--
2/10	at #5 Auburn	--	--	--	--	--
2/17	#2 Florida	--	--	--	--	--
2/24	at #9 Alabama	--	--	--	--	--
3/3	at Podium Challenge	--	--	--	--	--
3/10	West Virginia	--	--	--	--	--
3/18	SEC Championships	--	--	--	--	--
3/30	NCAA Regional Second Round	--	--	--	--	--
4/1	NCAA Regional Final	--	--	--	--	--
4/13	NCAA Semifinal	--	--	--	--	--
4/15	NCAA Championship	--	--	--	--	--
Season Average		--	--	--	--	--
Season High		--	--	--	--	--
Career High		--	--	--	--	--

Alexis Jeffrey

		Vault	Bars	Beam	Floor	A-A
1/6	at #3 Utah	--	9.875	--	--	--
1/13	at #12 Kentucky	--	9.900	--	--	--
1/16	#1 Oklahoma	--	9.800	--	--	--
1/20	#12 Missouri	--	9.925*	--	--	--
1/27	at #23 Arkansas	--	9.850	--	--	--
2/3	#17 Georgia	--	9.900	--	--	--
2/10	at #5 Auburn	--	9.675	--	--	--
2/17	#2 Florida	--	9.900	--	--	--
2/24	at #9 Alabama	--	9.800	9.900*	9.750*	--
3/3	at Podium Challenge	--	9.900	9.850	9.750*	--
3/10	West Virginia	--	9.775	9.900	--	--
3/18	SEC Championships	--	--	--	--	--
3/30	NCAA Regional Second Round	--	--	--	--	--
4/1	NCAA Regional Final	--	--	--	--	--
4/13	NCAA Semifinal	--	--	--	--	--
4/15	NCAA Championship	--	--	--	--	--
Season Average		--	9.845	9.883	9.750	--
Season High		--	9.925	9.900	9.750	--
Career High		--	9.925	9.900	9.750	--

Kiya Johnson

		Vault	Bars	Beam	Floor	A-A
1/6	at #3 Utah	9.875	9.775	9.850	9.900	39.350
1/13	at #12 Kentucky	9.875	9.900	--	9.150	--
1/16	#1 Oklahoma	--	--	--	--	--
1/20	#12 Missouri	--	--	--	--	--
1/27	at #23 Arkansas	--	--	--	--	--
2/3	Georgia	--	--	--	--	--
2/10	at #5 Auburn	--	--	--	--	--
2/17	#2 Florida	--	--	--	--	--
2/24	at #9 Alabama	--	--	--	--	--
3/3	at Podium Challenge	--	--	--	--	--
3/10	West Virginia	--	--	--	--	--
3/18	SEC Championships	--	--	--	--	--
3/30	NCAA Regional Second Round	--	--	--	--	--
4/1	NCAA Regional Final	--	--	--	--	--
4/13	NCAA Semifinal	--	--	--	--	--
4/15	NCAA Championship	--	--	--	--	--
Season Average		9.875	9.837	9.850	9.525	39.350
Season High		9.875	9.900	9.850	9.900	39.350
Career High		10.000	9.950	10.000	10.000	39.750

KJ Johnson

		Vault	Bars	Beam	Floor	A-A
1/6	at #3 Utah	9.775	--	9.725	9.500	--
1/13	at #12 Kentucky	9.875	--	9.575	9.850	--
1/16	#1 Oklahoma	9.875	--	9.750	9.775	--
1/20	#12 Missouri	9.900	--	--	9.925	--
1/27	at #23 Arkansas	9.950	--	--	9.875	--
2/3	#17 Georgia	9.875	--	--	9.950	--
2/10	at #5 Auburn	9.725	--	--	9.875	--
2/17	#2 Florida	9.850	--	9.875*	9.950	--
2/24	at #9 Alabama	--	--	--	--	--
3/3	at Podium Challenge	--	--	--	--	--
3/10	West Virginia	--	--	--	--	--
3/18	SEC Championships	--	--	--	--	--
3/30	NCAA Regional Second Round	--	--	--	--	--
4/1	NCAA Regional Final	--	--	--	--	--
4/13	NCAA Semifinal	--	--	--	--	--
4/15	NCAA Championship	--	--	--	--	--
Season Average		9.853	--	9.731	9.837	--
Season High		9.950	--	9.875	9.950	--
Career High		9.950	--	9.875	9.950	--

2023 LSU Gymnastics - Week 10 at SEC Championships

2023 LSU GYMNASTICS INDIVIDUAL RESULTS AND STATISTICS

Lexi Nibbs

		Vault	Bars	Beam	Floor	A-A
1/6	at #3 Utah	--	--	--	--	--
1/13	at #12 Kentucky	--	--	--	--	--
1/16	#1 Oklahoma	--	--	--	--	--
1/20	#12 Missouri	--	--	--	--	--
1/27	at #23 Arkansas	--	--	--	--	--
2/3	#17 Georgia	--	--	--	--	--
2/10	at #5 Auburn	--	--	--	--	--
2/17	#2 Florida	--	--	--	--	--
2/24	at #9 Alabama	--	--	--	--	--
3/3	at Podium Challenge	--	--	--	--	--
3/10	West Virginia	--	--	--	--	--
3/18	SEC Championships	--	--	--	--	--
3/30	NCAA Regional Second Round	--	--	--	--	--
4/1	NCAA Regional Final	--	--	--	--	--
4/13	NCAA Semifinal	--	--	--	--	--
4/15	NCAA Championship	--	--	--	--	--
Season Average		--	--	--	--	--
Season High		--	--	--	--	--
Career High		9.775	--	--	--	--

Maddie Rau

		Vault	Bars	Beam	Floor	A-A
1/6	at #3 Utah	--	--	--	--	--
1/13	at #12 Kentucky	--	--	--	--	--
1/16	#1 Oklahoma	--	--	--	--	--
1/20	#12 Missouri	--	--	--	--	--
1/27	at #23 Arkansas	--	--	--	--	--
2/3	#17 Georgia	--	--	--	--	--
2/10	at #5 Auburn	--	--	--	--	--
2/17	#2 Florida	--	--	--	--	--
2/24	at #9 Alabama	--	--	--	--	--
3/3	at Podium Challenge	--	--	--	--	--
3/10	West Virginia	--	--	--	--	--
3/18	SEC Championships	--	--	--	--	--
3/30	NCAA Regional Second Round	--	--	--	--	--
4/1	NCAA Regional Final	--	--	--	--	--
4/13	NCAA Semifinal	--	--	--	--	--
4/15	NCAA Championship	--	--	--	--	--
Season Average		--	--	--	--	--
Season High		--	--	--	--	--
Career High		9.850	--	--	--	--

Kai Rivers

		Vault	Bars	Beam	Floor	A-A
1/6	at #3 Utah	--	--	9.700	--	--
1/13	at #12 Kentucky	--	--	9.850	--	--
1/16	#1 Oklahoma	--	--	9.800	--	--
1/20	#12 Missouri	--	--	9.175	--	--
1/27	at #23 Arkansas	--	--	9.700	--	--
2/3	#17 Georgia	--	--	9.625	--	--
2/10	at #5 Auburn	--	--	9.900	--	--
2/17	#2 Florida	--	--	9.900	--	--
2/24	at #9 Alabama	--	--	9.700	--	--
3/3	at Podium Challenge	--	--	--	--	--
3/10	West Virginia	--	--	--	--	--
3/18	SEC Championships	--	--	--	--	--
3/30	NCAA Regional Second Round	--	--	--	--	--
4/1	NCAA Regional Final	--	--	--	--	--
4/13	NCAA Semifinal	--	--	--	--	--
4/15	NCAA Championship	--	--	--	--	--
Season Average		--	--	9.706	--	--
Season High		--	--	9.900	--	--
Career High		9.900	9.900	9.950	--	--

Kamryn Ryan

		Vault	Bars	Beam	Floor	A-A
1/6	at #3 Utah	--	--	--	--	--
1/13	at #12 Kentucky	--	--	--	--	--
1/16	#1 Oklahoma	--	--	--	--	--
1/20	#12 Missouri	--	--	--	--	--
1/27	at #23 Arkansas	--	--	--	--	--
2/3	#17 Georgia	--	--	--	--	--
2/10	at #5 Auburn	--	--	--	--	--
2/17	#2 Florida	--	--	--	--	--
2/24	at #9 Alabama	--	--	--	--	--
3/3	at Podium Challenge	--	--	--	--	--
3/10	West Virginia	--	--	--	--	--
3/18	SEC Championships	--	--	--	--	--
3/30	NCAA Regional Second Round	--	--	--	--	--
4/1	NCAA Regional Final	--	--	--	--	--
4/13	NCAA Semifinal	--	--	--	--	--
4/15	NCAA Championship	--	--	--	--	--
Season Average		--	--	--	--	--
Season High		--	--	--	--	--
Career High		9.325	--	--	--	--

Alyona Shchennikova

		Vault	Bars	Beam	Floor	A-A
1/6	at #3 Utah	9.825	9.775	--	9.825	--
1/13	at #12 Kentucky	9.125	9.675	--	9.850	--
1/16	#1 Oklahoma	9.875	9.875	--	9.925	--
1/20	#12 Missouri	9.875	9.775	9.700	9.875	39.225
1/27	at #23 Arkansas	9.875	9.875	9.800	9.800	39.350
2/3	#17 Georgia	9.750	9.875	9.850	9.925	39.400
2/10	at #5 Auburn	9.925	9.825	9.850	9.925	39.525
2/17	#2 Florida	9.825	9.850	9.850	9.925	39.450
2/24	at #9 Alabama	9.400	9.750	--	--	--
3/3	at Podium Challenge	9.850	9.800	9.725	9.900	39.275
3/10	West Virginia	9.850	--	9.875	9.975*	--
3/18	SEC Championships	--	--	--	--	--
3/30	NCAA Regional Second Round	--	--	--	--	--
4/1	NCAA Regional Final	--	--	--	--	--
4/13	NCAA Semifinal	--	--	--	--	--
4/15	NCAA Championship	--	--	--	--	--
Season Average		9.743	9.807	9.807	9.893	39.371
Season High		9.925	9.875	9.850	9.975	39.525
Career High		9.950	9.950	9.925	9.975	39.525

Tori Tatum

		Vault	Bars	Beam	Floor	A-A
1/6	at #3 Utah	--	--	--	--	--
1/13	at #12 Kentucky	--	--	--	--	--
1/16	#1 Oklahoma	--	9.875	--	--	--
1/20	#12 Missouri	--	9.900*	--	--	--
1/27	at #23 Arkansas	--	9.850	--	--	--
2/3	#17 Georgia	--	9.775	--	--	--
2/10	at #5 Auburn	--	9.850	--	--	--
2/17	#2 Florida	--	9.900*	--	--	--
2/24	at #9 Alabama	--	9.875	--	--	--
3/3	at Podium Challenge	8.750*	9.875	--	--	--
3/10	West Virginia	--	9.900	--	--	--
3/18	SEC Championships	--	--	--	--	--
3/30	NCAA Regional Second Round	--	--	--	--	--
4/1	NCAA Regional Final	--	--	--	--	--
4/13	NCAA Semifinal	--	--	--	--	--
4/15	NCAA Championship	--	--	--	--	--
Season Average		8.750	9.867	--	--	--
Season High		8.750	9.900	--	--	--
Career High		8.750	9.900	--	--	--

2023 LSU Gymnastics - Week 10 at SEC Championships

2023 LSU GYMNASTICS INDIVIDUAL RESULTS AND STATISTICS

Bryce Wilson

		Vault	Bars	Beam	Floor	A-A
1/6	at #3 Utah	--	--	9.775	--	--
1/13	at #12 Kentucky	--	--	8.600	--	--
1/16	#1 Oklahoma	--	--	--	--	--
1/20	#12 Missouri	--	--	--	--	--
1/27	at #23 Arkansas	--	--	--	--	--
2/3	#17 Georgia	--	--	--	--	--
2/10	at #5 Auburn	--	--	--	--	--
2/17	#2 Florida	--	--	--	--	--
2/24	at #9 Alabama	9.875*	--	--	--	--
3/3	at Podium Challenge	9.850	--	9.850*	--	--
3/10	West Virginia	9.775	--	--	--	--
3/18	SEC Championships	--	--	--	--	--
3/30	NCAA Regional Second Round	--	--	--	--	--
4/1	NCAA Regional Final	--	--	--	--	--
4/13	NCAA Semifinal	--	--	--	--	--
4/15	NCAA Championship	--	--	--	--	--
Season Average		9.833	--	9.408	--	--
Season High		9.875	--	9.850	--	--
Career High		9.875	--	9.850	--	--