

#LSU

@LSUsoftball

@BethTorina

/LSUsoftball

@LSUsoftball

LSU

2023 SOFTBALL

SEC CHAMPIONS

1999 • 2000 • 2001 • 2002 • 2004

SEC TOURNAMENT CHAMPIONS

1999 • 2001 • 2002 • 2004 • 2007

WCWS APPEARANCES

2001 • 2004 • 2012

2015 • 2016 • 2017

2023 SCHEDULE/RESULTS

Date Opponent TV/Stream Time/Result

FEBRUARY (15-1)

| | | | |
|----|---------------------------|---------|-------------|
| 10 | New Mexico! | SECN+ | W, 11-3 (6) |
| 11 | #19/25 Oregon St.! | SECN+ | W, 12-0 (5) |
| 11 | New Mexico! | SECN+ | W, 11-3 (6) |
| 12 | #19/25 Oregon St.! | SECN+ | W, 3-0 |
| 12 | Nicholls | SECN+ | W, 4-3 |
| 16 | Eastern Illinois | SECN+ | Canceled |
| 17 | Ohio\$ | SECN+ | W, 8-0 (5) |
| 17 | Utah\$ | SECN+ | W, 6-4 |
| 18 | Utah\$ | SECN+ | W, 2-1 |
| 18 | Central Arkansas\$ | SECN+ | W, 1-0 |
| 19 | Central Arkansas\$ | SECN+ | W, 3-1 |
| 21 | at Louisiana Tech | CUSA TV | W, 3-1 |
| 22 | at ULM | | W, 9-3 |
| 24 | Texas A&M-Corpus Christi% | SECN+ | W, 11-0 (5) |
| 25 | UL-Lafayette% | SECN+ | L, 5-4 |
| 25 | Texas A&M-Corpus Christi% | SECN+ | W, 12-0 (5) |
| 26 | at UL-Lafayette% | ESPN+ | W, 4-1 |

MARCH (5-0)

| | | | |
|----|-----------------------|-------|-------------|
| 3 | vs. Michigan^ | | W, 2-0 |
| 3 | vs. Loyola Marymount^ | | W, 6-5 |
| 4 | vs. Minnesota^ | | W, 3-0 |
| 4 | vs. San Jose State^ | | W, 12-6 |
| 5 | vs. Cal Poly^ | | W, 12-4 (5) |
| 11 | at South Carolina* | SECN | 5 p.m. |
| 12 | at South Carolina* | SECN | 3 p.m. |
| 13 | at South Carolina* | SECN | 6 p.m. |
| 15 | at Southeastern La. | ESPN+ | 6 p.m. |
| 17 | Tennessee* | SECN+ | 6 p.m. |
| 18 | Tennessee* | SECN+ | 5 p.m. |
| 19 | Tennessee* | SECN+ | 1 p.m. |
| 21 | McNeese St. | SECN | 6 p.m. |
| 24 | at Ole Miss* | SECN+ | 6 p.m. |
| 25 | at Ole Miss* | SECN | 6 p.m. |
| 26 | at Ole Miss* | SECN+ | 1 p.m. |
| 30 | BYU# | SECN+ | 6 p.m. |
| 31 | NC State# | SECN+ | 4:30 p.m. |
| 31 | BYU# | SECN+ | 7 p.m. |

APRIL (0-0)

| | | | |
|----|------------------|-------|--------|
| 1 | Louisiana Tech# | SECN+ | 4 p.m. |
| 2 | NC State# | SECN+ | Noon |
| 6 | Missouri* | SECN | 5 p.m. |
| 7 | Missouri* | SECN+ | 6 p.m. |
| 8 | Missouri* | SECN+ | 1 p.m. |
| 11 | Oklahoma* | ESPN2 | 6 p.m. |
| 14 | at Auburn* | SECN | 5 p.m. |
| 15 | at Auburn* | SECN+ | 1 p.m. |
| 16 | at Auburn* | ESPN2 | 3 p.m. |
| 18 | at McNeese St. | ESPN+ | 6 p.m. |
| 21 | Mississippi St.* | SECN+ | 6 p.m. |
| 22 | Mississippi St.* | ESPN2 | 7 p.m. |
| 23 | Mississippi St.* | SECN+ | 2 p.m. |
| 28 | at Alabama* | SECN+ | 6 p.m. |
| 29 | at Alabama* | ESPN2 | 1 p.m. |
| 30 | at Alabama* | ESPN2 | Noon |

MAY (0-0)

| | | | |
|-------|---------------------|-------|--------|
| 5 | Georgia* | SECN+ | 6 p.m. |
| 6 | Georgia* | SECN | 3 p.m. |
| 7 | Georgia* | SECN+ | 1 p.m. |
| 9-13 | SEC Tournament | SECN | TBA |
| 19-21 | NCAA Regionals | | TBA |
| 26-28 | NCAA Super Regional | | TBA |

JUNE (0-0)

| | | | |
|-----|------------------------------|--|-----|
| 1-9 | Women's College World Series | | TBA |
|-----|------------------------------|--|-----|

All times are central and subject to change. Home games are bolded and played at Tiger Park. ! - LSU Invitational [Baton Rouge, La.]; \$ - Tiger Classic [Baton Rouge, La.]; % - LSU/ULL Crossover [Baton Rouge, La.; Lafayette, La.]; ^ - Judi Garman Classic [Fullerton, Calif.]; # - Purple & Gold Challenge [Baton Rouge, La.]; * - SEC Contest; SECN - SEC Network; SECN+ - SEC Network+

NO. 14 LSU (20-1) AT SOUTH CAROLINA (21-2)

BREAKDOWN

LSU

| | |
|-----------------------------|-----------------------|
| 2023 Record | 20-1, 0-0 SEC |
| Head Coach | Beth Torina |
| LSU Record | 470-204 (12th Season) |
| Overall Record/Years | 599-315 (16th Season) |

South Carolina



| | |
|----------------------|-----------------------|
| 2023 Record | 21-2 |
| Head Coach | Beverly Smith |
| Record at USC | 406-279 (13th Season) |
| Career Record | Same |

LSU leads all-time series 51-17

Game Information

| | |
|------------------|---------------------------|
| Watch: | SEC Network |
| PxP: | Mark Neely |
| Analyst: | Michele Smith |
| Listen: | 107.3 FM |
| Park: | Carolina Softball Stadium |
| Location: | Columbia, S.C. |

FAST FACTS

- LSU opens the 2023 SEC schedule with a 20-1 non-conference record.
- The Tigers are ranked No. 14 in both the ESPN/USA Softball Poll and USA Today/NFCA Division I Softball Poll.
- LSU ranks No. 3 in the first RPI rankings in the 2023 season and has a No. 21 ranked strength of schedule.
- Head coach Beth Torina is one win shy of claiming her 600th victory as a NCAA Division I head coach.
- The Tigers are 51-17 all-time against South Carolina and is currently on a five-game winning streak.
- LSU has a balanced attack that ranks No. 4 in the SEC with a .342 batting average, No. 4 with a 1.71 ERA and No. 6 with a .975 fielding percentage.
- The Fighting Tigers have outscored their opponents 139-40 this season.
- LSU's pitching staff rank No. 11 in the NCAA and No. 3 in the SEC with eight shutouts and have held opponents to an overall .208 batting average.
- Shortstop Taylor Pleasants leads the SEC and ranks No. 2 in the NCAA with 32 RBIs also ranks No. 6 in the nation with eight home runs. Pleasants is batting .358 behind 24 hits and a .761 slugging percentage.
- Pleasants ranks No. 4 on the all time LSU home run list with 37 career homers and No. 9 with 150 career RBIs.
- Infielder Danieca Coffey leads the team with a .471 batting average (No. 6 in SEC), 33 hits (No. 5 in NCAA), and 45 assists. Coffey has 12 multi-hit games this season.
- Outfielder Ciara Briggs is batting .435 and leads the team with 24 runs scored (No. 3 in SEC). Briggs also has 30 hits this season and is on a 12-game hitting streak.
- Briggs was the first collegiate Gold Glove Award Winner for the LSU program in 2022 and the second woman LSU Tiger to win the award (A.J. Andrews 2016).
- Both Briggs and Pleasants have been named to the USA Softball Collegiate Player of the Year Top 50 Watch List.
- Georgia Clark is batting .396 and has 21 hits that includes five home runs and 17 RBIs. Clark ranks No. 6 in the LSU record book with 35 career home runs and has drawn 19 walks which leads the SEC.
- Freshman pitcher Sydney Berzon is 7-0 in the circle and ranks No. 6 in the SEC and No. 13 in the NCAA with a 0.63 ERA. She has 4 strikeouts in 44.1 innings pitched.
- Pitcher Ali Kilponen is 6-0 in the circle and has a team-high 44 strikeouts (No. 12 in the SEC). Kilponen ranks No. 10 in LSU history with 50 career wins.
- LSU returned 13 student-athletes from last season, including seven starters. The Tigers add nine newcomers, including two transfers in Hannah Carson (Michigan) and Karli Petty (Oklahoma State).
- Torina is in her 12th season at the helm of LSU softball and has coached the Tigers to four Women's College World Series appearances, including three-straight, one of two teams (UCLA) in the nation to accomplish that feat from 2015-17.

2023 QUICK FACTS

SOFTBALL STAFF

| | |
|-------------------------|--------------------------|
| Head Coach | Beth Torina |
| Alma Mater, Year | Florida, 2000 |
| Record at LSU (Seasons) | 450-203 (12) |
| Career Record (Seasons) | 579-314 (16) |
| Year at LSU | 12th Season |
| Year in Career | 16th Season |
| Assistant Coach | Howard Dobson |
| Alma Mater, Year | McNeese State, 1997 |
| Year at LSU | 12th Season |
| Assistant Coach | Lindsay Leftwich |
| Alma Mater, Year | Northwestern State, 2005 |
| Year at LSU | 12th Season |
| Video Coordinator | Matt Karin |
| Alma Mater, Year | Alabama, 2016 |
| Year at LSU | 7th Season |
| Volunteer Coach | Sandra Simmons |
| Alma Mater, Year | LSU, 2016 |
| Year at LSU | 5th Season |
| Director of Operations | Quinlan Duhon |
| Alma Mater, Year | LSU, 2008 |
| Year at LSU | 14th Season |

TEAM INFORMATION

| | |
|--|--------------|
| 2022 Overall Record | 34-23 |
| 2022 SEC Record (Finish) | 13-11 (T4th) |
| 2022 SEC Tournament Finish | First Round |
| 2022 Postseason | Regionals |
| 2022 Final Ranking (NFCA/USA Softball) | RV/RV |
| Starters Returning/Lost | 7/2 |
| Pitchers Returning/Lost | 3/3 |
| Newcomers | 9 |

PROGRAM HISTORY

| | |
|--|------------------------------------|
| All-Time Record | 1258-454-1 (.734) |
| All-Time SEC Record | 450-218-1 (.673) |
| SEC Western Division Titles | 9 |
| Seasons | 1997-2002, 2004, 2007, 2013 |
| SEC Regular Season Titles | 5 |
| Seasons | 1999, 2000, 2001, 2002, 2004 |
| All-Time SEC Tournament Record | 45-25 (.642) |
| SEC Tournament Titles | 5 |
| Seasons | 1999, 2001, 2002, 2004, 2007 |
| NCAA Tournament Record | 80-54 (.597) |
| NCAA Tournament Appearances | 23 |
| Seasons | 1998-2004, 2006-2019, 2021-2022 |
| Women's College World Series Appearances | 6 |
| Seasons | 2001, 2004, 2012, 2015, 2016, 2017 |

UNIVERSITY

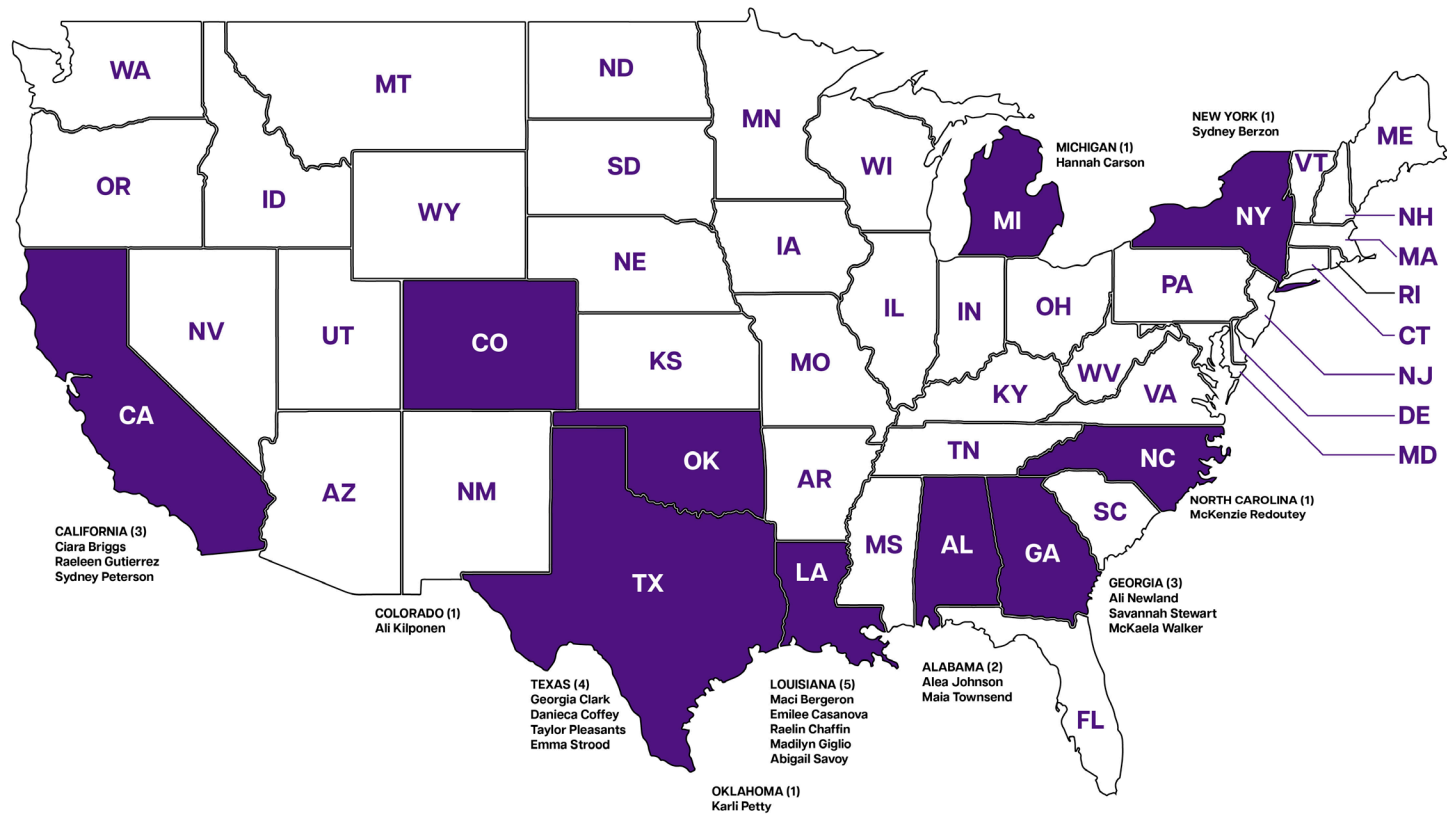
| | |
|-----------------------------|-----------------------------------|
| Location | Baton Rouge, La. |
| Founded | 1860 |
| Enrollment | 37,354 |
| Nickname | Tigers or Fighting Tigers |
| Colors | Purple (PMS 268) & Gold (PMS 123) |
| Mascot | Mike (Bengal tiger) |
| Conference | Southeastern |
| President | William F. Tate IV |
| NCAA Faculty Representative | Dr. Lori Martin |



2023 ROSTER


| NUMERICAL | | | | | | |
|-----------|-------------------|-------|------|-----|------------------|---|
| NO. | NAME | POS. | H-T | B-T | CL.-EXP.-LETTERS | HOMETOWN (PREVIOUS SCHOOL) |
| 1 | Sydney Peterson | INF | 5-5 | R-R | So.-1L | Stockton, Calif. (Franklin HS) |
| 2 | Ali Kilponen | P | 6-0 | R-R | Gr.-4L | Highlands Ranch, Colo. (Valor Christian HS) |
| 3 | Maia Townsend | OF | 5-9 | L-R | Fr.-HS | Morris, Ala. (Mortimer Jordan HS) |
| 4 | McKenzie Redoutey | OF | 5-6 | L-L | So.-1L | Franklin, N.C. (Franklin HS) |
| 5 | Emma Strood | P/UTL | 6-0 | R-R | Fr.-HS | League City, Texas (Clear Springs HS) |
| 6 | Abigail Savoy | INF | 5-8 | L-L | Fr.-HS | Branch, La. (Notre Dame HS) |
| 8 | Savannah Stewart | OF | 5-8 | L-R | Gr.-4L | Marietta, Ga. (Hillgrove HS) |
| 9 | Madilyn Giglio | OF | 5-3 | L-R | So.-1L | Metairie, La (Mount Carmel Academy) |
| 10 | Emilee Casanova | P | 6-2 | R-R | R-So.-1L | Amite, La. (Oak Forest Academy) |
| 12 | Maci Bergeron | C | 5-4 | R-R | Fr.-HS | Rayne, La. (Notre Dame HS) |
| 13 | Danieca Coffey | INF | 5-6 | L-R | Jr.-2L | Richwood, Texas (Angerton HS) |
| 14 | Karli Petty | INF | 5-6 | L-R | Jr.-TR | Moore, Okla. (Oklahoma State) |
| 17 | Taylor Pleasants | INF | 6-0 | L-R | Jr.-3L | Houston, Texas (J. Frank Dobie HS) |
| 20 | Hannah Carson | C | 5-6 | L-R | Gr.-TR | Weidman, Mich. (Michigan) |
| 22 | Alea Johnson | P | 5-9 | R-R | Fr.-HS | Fairhope, Ala. (Fairhope HS) |
| 25 | Georgia Clark | INF | 5-9 | R-R | Gr.-4L | Houston, Texas (Stratford HS) |
| 27 | McKaela Walker | INF | 5-3 | R-R | Fr.-HS | Marietta, Ga. (Marietta HS) |
| 29 | Sydney Berzon | P | 6-0 | R-R | Fr.-HS | Buffalo, N.Y. (Baylor HS) |
| 34 | Raelin Chaffin | P | 5-6 | R-R | So.-1L | Bossier City, La. (Airline HS) |
| 44 | Ali Newland | OF/C | 5-4 | L-R | Jr.-2L | Bremen, Ga. (Bremen HS) |
| 55 | Raeleen Gutierrez | UTL | 5-10 | L-L | Jr.-3L | Upland, Calif. (St. Lucy's Priory HS) |
| 88 | Ciara Briggs | OF | 5-5 | L-R | Jr.-3L | Yorba Linda, Calif. (Orange Lutheran HS) |

TIGERS BY STATE



PRONUNCIATION GUIDE

Players
Ali **Kilponen** – Kil-poe-nin
Alea Johnson – A-lee
McKenzie **Redoutey** – Roo-deh-dee
Madilyn **Giglio** – Jih-leo
Danieca Coffey – Dan-eh-kuh
Abigail **Savoy** – SAH-voy
Raelin **Chaffin** – Chay-fin
Maci **Bergeron** – BER-zher-on
Raeleen **Gutierrez** – Goo-tee-eh-rez
Coaching Staff
Beth **Torina** – tohr-REE-na



Career Record: 599-315
Record at LSU: 470-204
Record at FIU: 129-111

Head Coach – LSU

| Year | Record |
|------|--------|
| 2012 | 40-25 |
| 2013 | 42-16 |
| 2014 | 38-24 |
| 2015 | 52-14 |
| 2016 | 52-18 |
| 2017 | 48-22 |
| 2018 | 45-17 |

| Year | Record |
|------|--------|
| 2019 | 43-19 |
| 2020 | 21-3 |
| 2021 | 35-22 |
| 2022 | 34-23 |
| 2023 | 20-1 |

Head Coach – FIU

| Year | Record |
|------|--------|
| 2011 | 31-27 |
| 2010 | 38-21 |
| 2009 | 31-29 |
| 2008 | 29-34 |

NOTES

| YEARS | SCHOOL | |
|--------------|---|--|
| 2012-Present | LSU Head Coach | Nine NCAA Regionals, 2012, 2015, 2016, 2017 Women's College World Series |
| 2008-11 | Florida International University Head Coach | 2010 NCAA Regionals |
| 2003-07 | University of Houston Assistant Coach | Two NCAA Regionals, 2007 Conference USA Champions |
| 2000-02 | Stetson University Assistant Coach | 2001 Atlantic Sun Regular Season Champions |
| 1997-2000 | University of Florida pitcher | 1998 SEC Championship Team |

TORINA VS. OPPONENTS

| Opponent | LSU | FIU | Totals | | | | | | | | |
|---------------------------|-------|-----|--------|--------------------------|------|------|-------|------------------------|------|-----|------|
| Alabama | 11-14 | 0-2 | 11-16 | Jacksonville | 0-0 | 1-0 | 1-0 | Robert Morris | 0-0 | 1-0 | 1-0 |
| Alcorn State | 1-0 | 0-0 | 1-0 | Jackson State | 1-0 | 0-0 | 1-0 | Rutgers | 0-0 | 0-1 | 0-1 |
| Arizona | 4-3 | 0-0 | 4-3 | James Madison | 2-1 | 0-0 | 2-1 | Samford | 3-0 | 0-0 | 3-0 |
| Arizona State | 3-2 | 0-1 | 3-3 | Kansas | 2-0 | 0-0 | 2-0 | Sam Houston State | 2-0 | 0-0 | 2-0 |
| Arkansas | 17-7 | 1-1 | 18-8 | Kentucky | 9-16 | 0-1 | 9-17 | San Diego State | 1-1 | 0-0 | 1-1 |
| Auburn | 11-9 | 0-1 | 11-10 | Kent St. | 1-0 | 0-0 | 1-0 | San Jose State | 2-0 | 0-1 | 2-1 |
| Ball State | 1-0 | 0-1 | 1-1 | Lamar | 2-0 | 0-0 | 2-0 | Stephen F. Austin | 6-0 | 0-0 | 6-0 |
| Baylor | 3-1 | 0-2 | 3-3 | Liberty | 2-0 | 0-0 | 2-0 | St. John's | 0-0 | 0-1 | 0-1 |
| Belmont | 2-0 | 0-0 | 2-0 | Longwood | 2-0 | 0-0 | 2-0 | St. Joseph's | 0-0 | 0-1 | 0-1 |
| Bethune-Cookman | 2-0 | 3-0 | 5-0 | Long Beach State | 2-0 | 1-0 | 3-0 | South Alabama | 10-2 | 6-7 | 16-9 |
| Bradley | 0-0 | 0-1 | 0-1 | Long Island | 1-0 | 3-0 | 4-0 | South Carolina | 17-5 | 0-0 | 17-5 |
| Boston College | 0-0 | 1-0 | 1-0 | Louisiana-Lafayette | 11-7 | 4-11 | 15-18 | South Florida | 1-0 | 0-0 | 1-0 |
| Boston University | 1-0 | 1-1 | 2-1 | Louisiana-Monroe | 8-0 | 10-4 | 18-4 | Southeast Missouri | 1-0 | 0-0 | 1-0 |
| Bucknell | 2-0 | 0-0 | 2-0 | Louisiana Tech | 10-0 | 0-0 | 10-0 | Southeastern Louisiana | 7-0 | 0-0 | 7-0 |
| Buffalo | 1-0 | 0-0 | 1-0 | Louisville | 1-1 | 0-1 | 1-2 | Southern Illinois | 0-0 | 1-0 | 1-0 |
| BYU | 3-0 | 0-0 | 3-0 | Loyola Marymount | 1-1 | 1-0 | 2-1 | Southern Utah | 1-0 | 0-0 | 1-0 |
| Campbell | 2-0 | 0-0 | 2-0 | Massachusetts | 1-0 | 0-2 | 1-2 | SIUE | 1-0 | 0-0 | 1-0 |
| California | 1-2 | 0-0 | 1-2 | McNeese State | 16-1 | 0-0 | 16-1 | Southern Miss | 5-0 | 0-0 | 5-0 |
| Cal Poly | 1-0 | 0-0 | 1-0 | Memphis | 4-0 | 1-0 | 5-0 | Stanford | 1-1 | 0-0 | 1-1 |
| Cal State Fullerton | 2-1 | 0-1 | 2-2 | Michigan | 4-4 | 0-0 | 4-4 | Stetson | 0-0 | 4-1 | 4-1 |
| Cal State Northridge | 2-0 | 0-0 | 2-0 | Michigan State | 0-0 | 2-1 | 2-1 | Syracuse | 1-0 | 1-0 | 2-0 |
| Central Arkansas | 11-1 | 0-0 | 11-1 | Middle Tennessee | 0-0 | 12-2 | 12-2 | Temple | 0-0 | 1-0 | 1-0 |
| Central Connecticut State | 3-0 | 0-0 | 3-0 | Minnesota | 1-4 | 0-0 | 1-4 | Tennessee | 9-13 | 0-0 | 9-13 |
| Colorado State | 1-0 | 0-0 | 1-0 | Mississippi State | 16-7 | 0-0 | 16-7 | Tennessee State | 1-0 | 0-0 | 1-0 |
| Columbia | 0-0 | 1-0 | 1-0 | Mississippi Valley State | 2-0 | 0-0 | 2-0 | Tennessee Tech | 2-0 | 2-0 | 2-0 |
| Connecticut | 1-0 | 2-0 | 3-0 | Missouri | 12-9 | 0-3 | 12-12 | Texas | 3-5 | 0-0 | 3-5 |
| Creighton | 0-0 | 0-1 | 0-1 | Monmouth | 1-0 | 0-0 | 1-0 | Texas-Arlington | 1-0 | 1-1 | 2-1 |
| DePaul | 0-1 | 0-1 | 0-2 | Murray State | 1-0 | 0-0 | 1-0 | Texas A&M-CC | 2-0 | 1-0 | 3-0 |
| Drake | 2-0 | 0-1 | 2-1 | Nebraska | 2-0 | 0-0 | 2-0 | Texas A&M | 16-8 | 0-0 | 16-8 |
| Duke | 0-1 | 0-0 | 0-1 | Nevada | 1-0 | 0-1 | 1-1 | Texas State | 1-0 | 0-0 | 1-0 |
| East Tennessee State | 0-0 | 0-1 | 0-1 | New Mexico | 2-0 | 0-2 | 2-2 | Texas Southern | 1-0 | 0-0 | 1-0 |
| Eastern Illinois | 1-0 | 2-0 | 3-0 | New Mexico State | 1-0 | 0-0 | 1-0 | Texas Tech | 6-1 | 0-0 | 6-1 |
| Eastern Michigan | 0-0 | 1-0 | 1-0 | Nicholls | 11-0 | 0-0 | 11-0 | Troy | 5-1 | 6-7 | 11-8 |
| Fairfield | 1-0 | 0-0 | 1-0 | Northwestern | 2-0 | 0-0 | 2-0 | Tulsa | 3-1 | 0-0 | 3-1 |
| Florida | 8-19 | 1-4 | 9-23 | Northwestern State | 7-0 | 0-0 | 7-0 | UCF | 1-0 | 2-2 | 3-2 |
| Florida A&M | 2-0 | 0-0 | 2-0 | North Carolina | 1-1 | 0-2 | 1-3 | UCLA | 2-3 | 0-1 | 2-4 |
| Florida Atlantic | 5-0 | 7-5 | 12-5 | North Carolina State | 4-0 | 1-0 | 5-0 | UC Santa Barbara | 1-0 | 0-0 | 1-0 |
| Florida Gulf Coast | 0-0 | 7-3 | 7-3 | North Dakota | 2-0 | 0-0 | 2-0 | UNLV | 1-0 | 0-0 | 1-0 |
| Florida State | 5-6 | 0-2 | 5-8 | North Dakota State | 1-1 | 0-0 | 1-1 | USC Upstate | 1-0 | 0-0 | 1-0 |
| Fordham | 1-0 | 0-2 | 1-2 | North Florida | 1-0 | 4-0 | 5-0 | Utah | 2-1 | 0-0 | 2-1 |
| Fresno State | 1-0 | 0-0 | 1-0 | North Texas | 0-0 | 8-6 | 8-6 | Utah State | 1-0 | 0-0 | 1-0 |
| George Washington | 2-0 | 3-0 | 5-0 | Notre Dame | 2-1 | 0-0 | 2-1 | Virginia | 2-0 | 0-0 | 2-0 |
| Georgetown | 0-0 | 1-0 | 1-0 | Ohio | 1-0 | 0-0 | 1-0 | Virginia Tech | 0-0 | 0-1 | 0-1 |
| Georgia | 14-8 | 0-1 | 14-9 | Ohio State | 3-0 | 1-2 | 4-2 | Washington | 3-3 | 0-0 | 3-3 |
| Georgia Southern | 4-0 | 0-0 | 4-0 | Oklahoma | 2-5 | 0-0 | 2-5 | Western Kentucky | 1-0 | 7-5 | 8-5 |
| Georgia Tech | 1-0 | 2-0 | 3-0 | Oklahoma State | 8-3 | 0-0 | 8-3 | Western Michigan | 0-0 | 1-0 | 1-0 |
| Hampton | 1-0 | 0-0 | 1-0 | Ole Miss | 14-7 | 0-0 | 14-7 | Wichita State | 1-0 | 0-0 | 1-0 |
| Harvard | 0-1 | 1-2 | 1-3 | Omaha | 1-0 | 0-0 | 1-0 | Wisconsin | 0-0 | 0-1 | 0-1 |
| Hofstra | 3-1 | 0-0 | 3-1 | Oregon | 0-5 | 0-0 | 0-5 | | | | |
| Houston | 1-0 | 0-0 | 1-0 | Oregon State | 4-0 | 1-1 | 5-1 | | | | |
| Illinois | 2-1 | 0-3 | 2-4 | Pacific | 2-1 | 0-0 | 2-1 | | | | |
| Illinois-Chicago | 1-0 | 1-0 | 2-0 | Pittsburgh | 0-0 | 0-3 | 0-3 | | | | |
| Illinois State | 7-0 | 1-1 | 8-1 | Penn State | 4-3 | 2-1 | 6-4 | | | | |
| Indiana | 0-1 | 2-0 | 2-1 | Purdue | 4-0 | 0-0 | 4-0 | | | | |
| Iowa | 2-0 | 0-1 | 2-1 | Providence | 0-0 | 3-0 | 3-0 | | | | |
| Iowa State | 1-0 | 0-0 | 1-0 | Quinnipiac | 0-0 | 2-1 | 2-1 | | | | |
| | | | | Radford | 0-0 | 1-0 | 1-0 | | | | |

TIGERS IN THE POLLS

USA Today/NFCA Coaches Poll (3/7/23)

| RK | TEAM (1ST VOTES) | PTS | Record | Previous |
|----|------------------|------------|-------------|-----------|
| 1 | Oklahoma (30) | 798 | 17-1 | 1 |
| 2 | UCLA (2) | 770 | 22-1 | 2 |
| 3 | Oklahoma State | 732 | 18-1 | 3 |
| 4 | Clemson | 693 | 20-3 | 4 |
| 5 | Florida State | 662 | 20-3 | 5 |
| 6 | Arkansas | 636 | 19-3 | 6 |
| 7 | Tennessee | 606 | 16-1 | 7 |
| 8 | Florida | 536 | 14-3 | 8 |
| 9 | Texas | 519 | 17-2-1 | 9 |
| 10 | Washington | 483 | 18-3 | 11 |
| 11 | Virginia Tech | 476 | 14-4 | 10 |
| 12 | Stanford | 438 | 19-2 | 14 |
| 13 | Alabama | 433 | 17-3 | 13 |
| 14 | LSU | 400 | 20-1 | 15 |
| 15 | Duke | 382 | 17-4 | 12 |
| 16 | Kentucky | 289 | 12-5-1 | 17 |
| 17 | Arizona | 272 | 15-6 | 16 |
| 18 | Auburn | 249 | 20-2 | 19 |
| 19 | Georgia | 232 | 17-5 | 18 |
| 20 | Baylor | 217 | 17-2 | 21 |
| 21 | Oregon | 206 | 16-4 | 20 |
| 22 | Arizona State | 84 | 15-3 | 23 |
| 23 | Wichita State | 77 | 16-3 | 25 |
| 24 | Northwestern | 74 | 9-7 | 22 |
| 25 | Missouri | 51 | 15-6 | 24 |

Receiving Votes: Maryland (36), Louisiana (13), Texas A&M (12), Cal State Fullerton (8), Utah (8), Mississippi State (2), Nebraska (2), San Diego State (2), Charlotte (1), UCF (1).

ESPN.com/USA Softball Poll (3/7/23)

| RK | TEAM (1ST VOTES) | Record | Points | Previous |
|------|------------------|-------------|------------|-----------|
| 1. | Oklahoma (25) | 17-1 | 625 | 1 |
| 2. | UCLA | 22-1 | 599 | 2 |
| 3. | Oklahoma State | 18-1 | 567 | 3 |
| 4. | Clemson | 20-1 | 545 | 4 |
| 5. | Tennessee | 16-1 | 510 | 6 |
| 6. | Florida State | 20-3 | 504 | 5 |
| 7. | Arkansas | 19-3 | 472 | 7 |
| 8. | Stanford | 19-2 | 449 | 8 |
| 9. | Alabama | 17-3 | 419 | 9 |
| 10. | Texas | 17-2-1 | 379 | 11 |
| 11. | Washington | 18-3 | 348 | 12 |
| 12. | Florida | 14-3 | 337 | 10 |
| 13. | Virginia Tech | 14-4 | 321 | 13 |
| 14. | LSU | 20-1 | 316 | 15 |
| 15. | Duke | 17-4 | 297 | 14 |
| T16. | Kentucky | 12-5-1 | 216 | T16 |
| T16. | Baylor | 17-2 | 216 | 19 |
| 18. | Georgia | 17-5 | 209 | T16 |
| 19. | Oregon | 16-4 | 162 | 20 |
| 20. | Arizona | 15-6 | 160 | 18 |
| 21. | Auburn | 20-2 | 143 | 21 |
| 22. | Northwestern | 9-7 | 64 | 22 |
| 23. | Missouri | 15-6 | 49 | 23 |
| T24. | Louisiana | 13-8 | 42 | 24 |
| T24. | Arizona State | 15-3 | 42 | RV |

Receiving Votes: Texas A&M (38), Wichita State (32), Nebraska (17), Maryland (12), Utah (9), UCF (7), Cal State Fullerton (5), Mississippi State (5), Louisville (4), California (2), Central Arkansas (1), Stetson (1).

D1 Softball Top 25 Poll (3/6/23)

| RK | TEAM | Record | Last Week Rec. | Previous |
|----|----------------|-------------|----------------|----------|
| 1 | Oklahoma | 17-1 | 4-0 | 1 |
| 2 | UCLA | 22-1 | 5-0 | 2 |
| 3 | Oklahoma State | 18-1 | 5-0 | 3 |
| 4 | Tennessee | 16-1 | 5-0 | 4 |
| 5 | Stanford | 19-2 | 5-0 | 6 |
| 6 | Florida State | 20-3 | 5-0 | 5 |
| 7 | Clemson | 20-1 | 5-0 | 7 |
| 8 | LSU | 20-1 | 5-0 | 9 |
| 9 | Arkansas | 19-3 | 6-0 | 8 |
| 10 | Alabama | 17-3 | 6-0 | 12 |
| 11 | Texas | 17-2-1 | 6-0 | 15 |
| 12 | Baylor | 17-2 | 4-1 | 10 |
| 13 | Florida | 14-3 | 3-0 | 13 |
| 14 | Duke | 17-4 | 4-1 | 11 |
| 15 | Washington | 18-3 | 5-0 | 16 |
| 16 | Virginia Tech | 14-4 | 3-0 | 17 |
| 17 | Kentucky | 12-5-1 | 2-2 | 14 |
| 18 | Georgia | 17-5 | 5-1 | 18 |
| 19 | Oregon | 16-4 | 4-1 | 21 |
| 20 | Arizona | 15-6 | 5-1 | 19 |
| 21 | Texas A&M | 14-6 | 3-2 | 22 |
| 22 | Auburn | 20-2 | 5-1 | 20 |
| 23 | Wichita State | 16-3 | 4-0 | 23 |
| 24 | Nebraska | 14-6 | 5-0 | NR |
| 25 | Maryland | 15-4 | 5-0 | NR |

Extra Inning Softball Poll (3/7/23)

| RK | TEAM (1ST VOTES) | Previous |
|----|------------------|----------|
| 1 | Oklahoma | 1 |
| 2 | UCLA | 2 |
| 3 | Oklahoma State | 3 |
| 4 | Tennessee | 4 |
| 5 | Stanford | 5 |
| 6 | Clemson | 6 |
| 7 | Florida State | 7 |
| 8 | LSU | 8 |
| 9 | Duke | 9 |
| 10 | Arkansas | 10 |
| 11 | Virginia Tech | 11 |
| 12 | Texas | 12 |
| 13 | Washington | 19 |
| 14 | Alabama | 14 |
| 15 | Florida | 15 |
| 16 | Baylor | 13 |
| 17 | Kentucky | 16 |
| 18 | Georgia | 17 |
| 19 | Oregon | 18 |
| 20 | Nebraska | NR |
| 21 | Arizona | 20 |
| 22 | Wichita State | 24 |
| 23 | Maryland | NR |
| 24 | Auburn | 22 |
| 25 | Louisiana | 23 |

LSU's RECORD WHEN....

| WIN-LOSS SUMMARY | OVERALL |
|---------------------------|---------|
| Overall | 20-1 |
| Non-Conference | 20-1 |
| SEC | 0-0 |
| SEC Tournament | 0-0 |
| NCAA Tournament | 0-0 |
| Home | 12-1 |
| Away | 3-0 |
| Neutral | 5-0 |
| vs. Top 10 | 0-0 |
| vs. Top 25 | 2-0 |
| Louisiana Teams | 4-1 |
| Day Games | 12-1 |
| Night Games | 8-0 |
| February | 15-1 |
| March | 5-0 |
| April | 0-0 |
| May | 0-0 |
| Sunday | 5-0 |
| Monday | 0-0 |
| Tuesday | 1-0 |
| Wednesday | 1-0 |
| Thursday | 0-0 |
| Friday | 6-0 |
| Saturday | 7-1 |
| RHP Starter | 16-1 |
| LHP Starter | 4-0 |
| Shutouts | 8-0 |
| Run-rule Games | 7-0 |
| Extra-inning Games | 0-0 |
| One-run Games | 4-1 |
| Two-run Games | 4-0 |
| Five-run + Games | 9-0 |
| Scored 0-2 Runs | 3-0 |
| Scored 3-5 Runs | 6-1 |
| Scored 6-9 Runs | 4-0 |
| Scored 10 + Runs | 7-0 |
| Opp. Scored 0-2 Runs | 12-0 |
| Opp. Scored 3-5 Runs | 7-1 |
| Opp. Scored 6-9 Runs | 1-0 |
| Opp. Scored 10 + Runs | 0-0 |
| Scored in 1st Inning | 7-1 |
| Opp. Scored in 1st Inning | 2-0 |
| Scored First | 14-1 |
| Opp. Scored First | 6-0 |
| Leading after 6 Innings | 12-0 |
| Trailing after 6 Innings | 1-1 |
| Tied after 6 Innings | 0-0 |
| Out-hit Opp. | 16-0 |
| Out-hit by Opp. | 4-1 |
| Hits are Tied | 0-0 |

NEWS AND NOTES

The Series

LSU has an overall 51-17 record against South Carolina and is on a five-game winning streak, including a 7-3 win in the 2021 SEC Tournament.

The Tigers have won seven of the last eight meetings against the Gamecocks dating back to 2017. LSU swept South Carolina last season in the three-game series at Tiger Park which included two shutouts.

Tigers in the Polls

LSU ranks No. 14 in both the ESPN.com/USA Softball Top 25 Poll and USA Today/ NFCA Division I Softball Poll, and No. 8 in the D1 Softball and Extra Inning Softball polls.

LSU will play a total of 20 games against eight teams who were listed on the USA Softball preseason poll, 18 games against seven teams in the NFCA Preseason Poll, 15 games against six teams in the Extra Inning Softball Preseason Poll, and 18 games against seven teams in the D1 Softball Preseason Poll.

What's The RPI?

LSU comes in at No. 3 in the first batch of RPI rankings in the 2023 season behind Oklahoma and Stanford. The Tigers currently have a No. 21 strength of schedule ranking which is the second toughest in the SEC behind Alabama (No. 21).

RPI - which stands for Rating Percentage Index, is a quantity used to rank sports teams based upon a team's wins and losses and its strength of schedule.

Balanced Attack

LSU currently ranks No. 4 in the SEC with a .342 batting average, has the fourth lowest ERA in the conference at 1.71 and ranks No. 6 in the league with a .975 fielding percentage.

Tigers' Offense Rolling

The Tigers have outscored their opponents 139-40 entering SEC competition. LSU ranks No. 3 in the SEC with 190 hits and has 131 RBIs, 24 home runs and 295 total bases.

LSU has five players batting over .350 and two over .430 with 15 hits or more hits and at least 40 at bats.

Defense..Defense..

The Tigers are holding opponents to a .208 batting average and the staff has 127 strikeouts, including a SEC-best 42 strikeouts looking in 135.0 innings pitched. LSU sits at No. 5 in the conference with 148 assists and has 405 putouts in 567 chances. The Tigers also rank No. 11 in the NCAA with eight shutouts this season.

Hot Coffey

Infielder and leadoff hitter Danieca Coffey leads the Tigers and ranks No. 6 in the NCAA with a .471 batting average and No. 5 in the nation with 33 hits. She also has 19 runs, two home runs, 15 RBIs, and a .542 on-base percentage.

Coffey has 12 multiple-hit games this season and has put together back-to-back weeks with 10 or more hits.

Golden Girl

Outfielder Ciara Briggs has a .435 batting average (No. 10 in SEC), and No. 4 in the SEC with 30 hits (No. 15 in the NCAA). Briggs is currently on a 12-game hitting streak and leads the Tigers with 24 runs scored (No. 3 in SEC) and six stolen bases. Briggs also has 11 RBIs this season and a .506 on-base percentage.

Briggs became LSU's first collegiate softball player to be honored as a Gold Glove Award winner in 2022 and is the second representative of LSU softball to win a Gold Glove with A.J. Andrews being the first. Andrews won the award in 2016 as a member of the Akron Racers. Andrews, who is the first woman to win a Gold Glove called Briggs to tell her that she won the Gold Glove Award.

TP-17

Shortstop Taylor Pleasants is swinging it well this season as she paces the Tiger with eight home runs and 32 RBIs which ranks No. 2 in the NCAA. Pleasants also leads LSU with a .761 slugging percentage. The Houston, Texas native ranks No. 4 all-time in LSU's record book with 37 career home runs and No. 9 with 150 career RBIs. This season, Pleasants has a .358 average, 24 hits and 18 runs.

Pleasants hit a walk-off home run in regulation earlier this season vs. Utah (Feb. 17). It was the first time an LSU Tiger has done so since Pleasants did it against Oklahoma State in 2020.

Pleasants Named SEC Player of the Week

Pleasants was awarded SEC Player of the Week on Feb. 13 after averaging .533 at the plate and a 1.400 slugging percentage on opening week. Pleasants finished the weekend with eight hits, 13 RBIs, four home runs and nine runs.

Pleasants won her third career SEC weekly award after being tabbed SEC Newcomer of the Week twice in 2021.

Summer Fun USA

Pleasants won a gold medal with Team USA Softball in the 2022 World Games.

Prior to the beginning of the World Games, Pleasants had three hits, two home runs and three RBIs over six exhibition games in Columbus, Ga. and Oxford, Ala.

Specifically in the World Games, Pleasants logged two hits and a pair of RBIs to help USA win their third consecutive WBSC World Championship. Team USA was the No. 1 seed and defeated No. 2 Japan, 3-2 in the championship game.

NEWS AND NOTES

Briggs, Pleasants Named to USA Softball Top 50 Watch List

Juniors Ciara Briggs and Taylor Pleasants was named to the 2023 USA Softball Collegiate Player of the Year Top 50 "Watch List" announced by USA Softball. The USA Softball Collegiate Player of the Year Award is recognized as the most distinguished individual honor in NCAA Division I Softball.

Represented on the Top 50 Watch List is 26 different universities across nine conferences. The SEC leads the athletic conferences with 18 athletes.

The Top 25 Finalists for the 2023 USA Softball Collegiate Player of the Year award will be announced April 19. While an athlete does not have to be on the "Watch List" to be considered for the Top 25, the eventual USA Softball Collegiate Player of the Year will come from the Top 25 Finalists. The Top 10 Finalists will be revealed May 3 with the Top 3 released May 17. The 2023 USA Softball Collegiate Player of the Year will be announced prior to the NCAA Women's College World Series.

Killa K

Graduate pitcher Ali Kilponen is 6-0 in the circle with a 1.58 ERA in 44.1 innings pitched. Kilponen has three shutouts, three saves and four complete games this season. She ranks No. 12 in the SEC with 44 strikeouts including 15 strikeouts looking.

With two wins in the Judi Garman Classic in Fullerton, Calif., Kilponen captured 50 career wins as an LSU pitcher, ranking No. 10 all-time in the program's record book and ranks No. 3 with eight career saves. Kilponen is 28 strikeouts shy of breaking into LSU's top 10 in career strikeouts.

Burrr-Zon

Freshman pitcher Sydney Berzon is 7-0 on the year and leads the staff with a 0.63 ERA which ranks No. 6 in the SEC. She also ranks No. 6 in the country with three saves.

This season Berzon has logged 42 strikeouts in 44.1 innings pitched, has allowed opposing batters a .194 batting average, and has given up just five runs (four earned) and 11 walks.

Berzon Selected SEC Freshman of the Week

Berzon was awarded her first SEC weekly accolade Feb. 20 when she was named the SEC Freshman of the Week after her performances in the Tiger Classic Feb. 17-19. The New York native finished the weekend with a 0.68 ERA, went 2-0 in the circle and earned one save in 10.1 innings pitched. Berzon tallied nine strikeouts in three appearances, including a season-high six strikeouts in the 3-1 win over Central Arkansas on Feb. 19.

Big Bat Georgia

Infielder Georgia Clark has a .396 batting average and leads the Tigers with a .556 on-base percentage (No. 10 in the SEC). Clark ranks No. 6 in the program's record book with 35 career home runs and is second on the team with five homers this season. Clark is 13 RBIs away from joining the program's top 10 list in career RBIs. She is currently at 136 RBIs.

In addition to her 21 hits in 2023, Clark has drawn a league-high 19 walks and ranks No. 8 in the LSU record book with 108 career walks.

CAREER WALKS

| | | |
|------------|----------------------|---------------------|
| 165 | Sahvanna Jaquish | 2014-2017 |
| 141 | Bianka Bell | 2013-2016 |
| 122 | Rachel Mitchell | 2007-2010 |
| 116 | A.J. Andrews | 2012-2015 |
| 115 | Shelbi Sunseri | 2018-2022 |
| 115 | Julie Weise | 2001-2004 |
| 110 | Ashley Langoni | 2009-2012 |
| 108 | Georgia Clark | 2019-Present |
| 99 | Kellsie Kloss | 2013-2016 |
| 99 | Sandra Simmons | 2013-2016 |

The Freshman Class

Some of the top freshman additions for LSU include catcher Maci Bergeron who is a two-time Louisiana Gatorade Player of the Year and member of the USA Junior Women's National Team and pitcher Sydney Berzon, a Tennessee Gatorade Player of the Year, two-time high school All-American and two-time state champion.

Other notable freshmen are Alea Johnson (pitcher), Abigail Savoy (infielder), Emma Strood (pitcher/utility), Maia Townsend (outfielder) and McKaela Walker (infielder).

A Look at the 2023 Schedule

LSU registered a 15-1 record in the first month of the season and is 20-1 entering SEC play. The Tigers hosted three tournaments where they recorded a 12-1 record and picked up eight total road wins, including a 5-0 performance at the Judi Garman Classic in Fullerton, Calif.

LSU will host one final tournaments at Tiger Park in the regular season - the Purple & Gold Challenge (March 30-April 2). LSU has a total of 31 non-conference games with the biggest one coming on April 11 at Tiger Park when the host the 2022 National Champions, the Oklahoma Sooners.

The Tigers open SEC play at South Carolina March 11-13 and concludes conference play May 5-7 against Georgia in Baton Rouge. The 2023 SEC Softball Tournament is set for May 9-11 at Bogle Park in Fayetteville, Ark.

The NCAA Regional dates are May 19-21 with Super Regionals following May 26-28. The Women's College World Series, held in Oklahoma City, will be on June 1-9.

Tigers On TV

LSU will have 13 nationally televised games during the regular series. Eight games will be played on SEC Network (SECN) and the other five will be on ESPN2. Five of LSU's TV games will be played at Tiger Park.

The Tigers will open SEC competition at South Carolina March 11-13 with each game in the series airing on SECN. LSU's next TV appearance will be a midweek game against McNeese State in Baton Rouge on SECN.

On March 25 the Tigers game at Ole Miss will be shown on SECN as well as their April 6 game against Missouri that will be at Tiger Park.

LSU's first ESPN2 appearance will be against the reigning National Champions, the Oklahoma Sooners on April 11 in Baton Rouge. A few days later the Fighting Tigers will travel to face Auburn in a three-game series April 14-16. The game on the 14th will air on SECN and the series finale on the 16th will be on ESPN2.

The next three TV games for LSU will be on ESPN2 with the first being against Mississippi State on April 22 in Baton Rouge. The next two games will be against Alabama in Tuscaloosa, Ala. April 29-30.

The Tigers TV schedule concludes April 6 versus Georgia at Tiger Park, which is the second game of the final SEC series in the regular season.

Four WCWS Trips Under Torina

The LSU softball program has advanced to the Women's College World Series (WCWS) four times under Torina. LSU and UCLA were the only programs that advanced to Oklahoma City during three-consecutive seasons (2015-2017). LSU last appeared in the WCWS in 2017.

Tigers With Degrees

LSU has a total of six graduates on the 2023 roster. Georgia Clark, Ali Kilponen, Taylor Pleasants and Savannah Stewart are all LSU graduates, while transfers Hannah Carson and Karli Petty both graduated from Michigan and Oklahoma State, respectively.

SEC STANDINGS

| TEAM | CONF | CONF % | OVERALL | OVERALL % | STRK |
|-----------------|------|--------|---------|-----------|------|
| LSU | 0-0 | .000 | 20-1 | .952 | W7 |
| Tennessee | 0-0 | .000 | 17-1 | .944 | W12 |
| South Carolina | 0-0 | .000 | 21-2 | .913 | W7 |
| Auburn | 0-0 | .000 | 20-3 | .870 | L1 |
| Alabama | 0-0 | .000 | 19-3 | .864 | W8 |
| Florida | 0-0 | .000 | 15-3 | .833 | W4 |
| Arkansas | 0-0 | .000 | 19-4 | .826 | L1 |
| Georgia | 0-0 | .000 | 18-5 | .783 | W4 |
| Mississippi St. | 0-0 | .000 | 16-5 | .762 | W2 |
| Missouri | 0-0 | .000 | 16-6 | .727 | W2 |
| Kentucky | 0-0 | .000 | 13-5-1 | .711 | W2 |
| Texas A&M | 0-0 | .000 | 14-6 | .700 | L1 |
| Ole Miss | 0-0 | .000 | 13-8 | .619 | L2 |

RECORD WATCH

Individual Career:

HOME RUNS

| | | |
|----|------------------|--------------|
| 58 | Bianka Bell | 2013-2016 |
| 56 | Sahvanna Jaquish | 2014-2017 |
| 48 | Shelbi Sunseri | 2018-2022 |
| 37 | Taylor Pleasants | 2019-Present |
| 37 | Kellsi Kloss | 2013-2016 |
| 35 | Georgia Clark | 2019-Present |
| 33 | Rachel Mitchell | 2007-2010 |
| 32 | Amanda Doyle | 2017-2021 |
| 32 | Leslie Klein | 2004-2007 |
| 31 | Julie Weise | 2001-2004 |

RUNS BATTED IN

| | | |
|-----|------------------|--------------|
| 268 | Sahvanna Jaquish | 2014-2017 |
| 236 | Bianka Bell | 2013-2016 |
| 192 | Leslie Klein | 2004-2007 |
| 174 | Rachel Mitchell | 2007-2010 |
| 174 | Tara Asbill | 1997-2000 |
| 169 | Amanda Doyle | 2017-2021 |
| 167 | Ashlee Ducote | 1997-2000 |
| 159 | Shelbi Sunseri | 2018-2022 |
| 150 | Taylor Pleasants | 2019-Present |
| 149 | Kellsi Kloss | 2013-2016 |

| | | |
|-----|---------------|--------------|
| 136 | Georgia Clark | 2019-Present |
|-----|---------------|--------------|

STRIKEOUTS (PITCHING)

| | | |
|-------|------------------|-----------|
| 1,370 | Britni Sneed | 1999-2002 |
| 907 | Kristin Schmidt | 2002-2004 |
| 797 | Rachele Fico | 2010-2013 |
| 778 | Emily Turner | 2004-2007 |
| 754 | Carley Hoover | 2015-2018 |
| 623 | Dani Hofer | 2006-2008 |
| 602 | Brittany Mack | 2009-2012 |
| 474 | Cody Trahan | 2007-2010 |
| 443 | Ashley Lewis | 1999-2001 |
| 434 | Allie Walljasper | 2015-2018 |

| | | |
|-----|--------------|--------------|
| 406 | Ali Kilponen | 2019-Present |
|-----|--------------|--------------|

WINS (PITCHING)

| | | |
|-----|------------------|--------------|
| 120 | Britni Sneed | 1999-2002 |
| 89 | Kristin Schmidt | 2002-2004 |
| 84 | Emily Turner | 2004-2007 |
| 78 | Rachele Fico | 2010-2013 |
| 71 | Carley Hoover | 2015-2018 |
| 68 | Ashley Lewis | 1999-2001 |
| 64 | Allie Walljasper | 2015-2018 |
| 59 | Dani Hofer | 2006-2008 |
| 56 | Brittany Mack | 2009-2012 |
| 50 | Ali Kilponen | 2019-Present |

SAVES

| | | |
|----|------------------|--------------|
| 12 | Britni Sneed | 1999-2002 |
| 10 | Carley Hoover | 2015-2018 |
| 8 | Ali Kilponen | 2019-Present |
| 8 | Rachele Fico | 2010-2013 |
| 7 | Allie Walljasper | 2015-2018 |
| 7 | Kristin Schmidt | 2002-2004 |
| 6 | Shelbi Sunseri | 2018-2022 |
| 4 | Dani Hofer | 2006-2008 |
| 4 | Emily Turner | 2004-2007 |
| 4 | Sarah KnifeChief | 1997-1998 |

| | | |
|---|---------------|------|
| 3 | Sydney Berzon | 2023 |
|---|---------------|------|

NEWS AND NOTES

Softball Signed Six (Seven) for 2024 Season

Head coach Beth Torina announced in the fall the signing of seven during 2022 Signing Day.

The Tigers signed Savanna Bedell (Columbus, La.), Sierra Daniel (Chandler, Ariz.), Tori Edwards (Argyle, Texas), Jadyn Laneaux (Marietta, Ga.), Madyson Manning (Monroe, La.), Maddie McKee (Montgomery, Texas) and McKaela Walker (Marietta, Ga.).

After signing in November, Walker was cleared to join the team for the 2023 season on Jan. 9, becoming the first true freshman mid-year enrollee for the Tigers since Leigh Ann Danos in 2002.

“We are excited about the addition of seven new Tigers,” said Coach Torina. “They bring tons of versatility to our program. They have speed, power, and the ability to play all over the field. They are sure to carry on a great legacy of Tigers and we are all excited to see what is in store for this special group.”

LSU Picked Fifth in Preseason SEC Poll

The 2023 SEC Softball Preseason Coaches’ Poll was released January 26 and the league’s coaches have predicted the LSU softball team to finish fifth in the conference. Florida, Tennessee, Arkansas, Alabama and LSU make up the top five of the SEC Poll. Points were compiled on a descending basis. Coaches were not allowed to vote for their own team.

2023 SEC Softball Preseason Coaches’ Poll
(First-Place Votes in Parentheses)

Place, School, Points

1. Florida (5), 134
2. Tennessee (3), 126
3. Arkansas (5), 122
4. Alabama, 118
5. LSU, 87
6. Georgia, 85
7. Kentucky, 84
8. Missouri, 63
9. Auburn, 61
10. Ole Miss, 49
11. Mississippi State, 44
12. Texas A&M, 28
13. South Carolina, 13

Tiger Trio Named to Preseason All-SEC Softball Team

The Southeastern Conference announced the 2023 Preseason All-SEC Softball Team that featured three LSU softball players on the list in Ciara Briggs, Ali Kilponen and Taylor Pleasants.

The Tigers are one of eight SEC schools with multiple student-athletes listed and one of four programs with three selections. Florida, Georgia, LSU and Tennessee each have three players tabbed, while Alabama, Arkansas and Kentucky each have two student-athletes mentioned. Mississippi State and Missouri both have one selection.

The Preseason All-SEC Softball Team is voted on by the league’s head coaches and consists of a minimum of 21 players. No ties were broken.

LAST TIME A TIGER....

| | |
|---|---|
| Scored three runs in a game: | McKenzie Redoutey, vs. San Jose State, 03/04/23 |
| Scored four runs in a game: | Aliyah Andrews & Morgan Smith, North Dakota 02/17/21 |
| Had four hits in a game: | Aliyah Andrews, Missouri, 04/11/21 |
| Had five hits in a game: | Sahvanna Jaquish, at South Carolina, 04/19/14 |
| Had five RBIs in a game: | Baylea Brandon, Southeastern Louisiana, 03/15/22 |
| Had six RBIs in a game: | Taylor Pleasants, at Texas A&M, 04/09/22 |
| Had seven RBIs in a game: | Amanda Doyle, North Dakota, 02/17/21 |
| Had nine RBIs in a game: | Bianka Bell, at Louisiana Tech, 03/15/16 |
| Had two doubles in a game: | Taylor Pleasants, at No. 13/14 Georgia, 04/22/22 |
| Had three doubles in a game: | Taylor Pleasants, at Texas A&M, 04/09/22 |
| Had two triples in a game: | Constance Quinn, vs. Bethune-Cookman, 02/23/17 |
| Had two home runs in a game: | McKenzie Redoutey, at Louisiana Teh, 02/21/23 |
| Had three home runs in a game: | Bianka Bell, Kells Kloss, at Louisiana Tech, 03/15/16 |
| Hit a grand slam: | Karli Petty, vs. Cal Poly, 03/05/23 |
| Lead off game with home run: | Kirsten Shortridge, at Hawai`i, 02/07/09 |
| Lead off inning with home run: | McKenzie Redoutey, vs. Minnesta, 03/04/23 |
| Hit an inside-the-park home run: | Raeleen Gutierrez, at Southeastern La., 03/16/21 |
| Hit a walk-off home run to win regulation game: | Taylor Pleasants, Utah, 02/17/23 |
| Hit a walk-off home run to win an extra inning game: | Shelbi Sunseri, Drake, 02/26/22 |
| Had eight total bases in a game: | McKenzie Redoutey, at Louisiana Tech, 02/21/23 |
| Had nine total bases in a game: | Taylor Pleasants, at McNeese State, 04/19/22 |
| Had 10 total bases in a game: | Taylor Pleasants, Liberty, 02/21/21 |
| Had 13 total bases in a game: | Bianka Bell, at Louisiana Tech, 03/15/16 |
| Had 14 total bases in a game: | Kells Kloss, at Louisiana Tech, 03/15/16 |
| Drew three walks in a game: | Georgia Clark, New Mexico, 02/11/23 |
| Drew four walks in a game: | Sahvanna Jaquish, Missouri, 04/29/17 |
| Drew five walks in a game: | Taylor Pleasants, Sam Houston St., 02/22/20 |
| Drew two intentional walks in a game: | Amanda Doyle, Auburn, 03/11/18 |
| Drew three intentional walks in a game: | Shelbi Sunseri, USC Upstate, 03/01/19 |
| Hit by pitch twice in a game: | Ali Newland, New Mexico, 02/11/23 |
| Hit by pitch three times in a game: | Taylor Pleasants, vs. UL-Lafayette, 05/22/21 |
| Had two sacrifice hits in a game: | Emily Griggs, Auburn, 03/10/18 |
| Had three sacrifice hits in a game: | Tara Asbill, at Alabama [Gm 1], 05/05/00 |
| Had two sacrifice flies in a game: | Morgan Cummins, Sam Hosuton St., 02/22/20 |
| Had two stolen bases in a game: | Danieca Coffey, Troy, 03/04/22 |
| Had three stolen bases in a game: | Ciara Briggs, Illinois State, 03/08/20 |
| Had four stolen bases in a game: | Aliyah Andrews, Oregon State, 02/17/18 |
| Seven-inning complete-game shutout: | Sydney Berzon, vs. Minnesota, 03/04/23 |
| Extra-inning complete-game shutout: | Shelbi Suneri, Ole Miss [8 IP], 04/01/21 |
| Tossed a perfect game: | Maribeth Gorsuch, Belmont [7 IP], 02/22/20 |
| Tossed a no-hitter: | Ali Kilponen, Nicholls [5 IP], 03/23/22 |
| Tossed a combined no-hitter: | Kilponen, Edwards, Abrams, Florida A&M, 02/09/20 |
| Seven-inning no-hitter: | Maribeth Gorsuch, Belmont, 02/22/20 |
| Seven-inning complete-game one-hitter: | Ali Kilponen, Stephen F. Austin, 02/27/22 |
| Recorded 13 strikeouts in a game: | Carley Hoover, at Tennessee, 04/14/18 |
| Recorded 14 strikeouts in a game: | Ali Kilponen, Central Arkansas, 02/23/21 |
| Recorded 15 strikeouts in a game: | Ali Kilponen, Campbell, 03/07/20 |
| Recorded 16 strikeouts in a game: | Maribeth Gorsuch, Belmont, 02/22/20 |
| Recorded 17 strikeouts in a game: | Brittany Mack, at No. 10 Missouri [Gm 1], 05/27/11 |
| Recorded 18 strikeouts in a game: | Rachele Fico, vs. Syracuse, 05/20/11 |
| Recorded 19 strikeouts in a game: | Britni Sneed, vs. Oklahoma, 05/26/01 |
| Recorded 22 strikeouts in a game: | Rachele Fico, at Mississippi State, 03/08/13 |
| Pitched 10+ innings: | Shelbi Sunseri, Drake, 02/26/22 |
| Pitched 11+ innings: | Ashley Czechner, vs. Harvard, 02/28/14 |
| Pitched 13+ innings: | Rachele Fico, at Mississippi State [14 IP], 03/08/13 |
| Pitched 19+ innings: | Allie Walljasper, Ole Miss, 04/06/18 |
| Had 18 putouts: | Morgan Russell, vs. Syracuse, 05/20/11 |
| Had 19 putouts: | Jennifer Schuelke, vs. Oklahoma, 05/26/01 |
| Had 23 putouts: | Lauren Houston, at Mississippi State, 03/08/13 |
| Had 26 putouts: | Amanda Doyle, Ole Miss, 04/11/18 |
| Had six assists: | Danieca Coffey, UL-Lafayette 02/25/23 |
| Had seven assists: | Taylor Pleasants, vs. Kansas, 02/13/21 |
| Had eight assists: | Taylor Tidwell, vs. UL-Lafayette, 05/23/21 |
| Had 10 assists: | Becca Schulte, Ole Miss, 04/06/18 |

Inning-by-Inning

| SCORE BY INNINGS | 1 | 2 | 3 | 4 | 5 | 6 | 7 | 8 | 9 | 10 + TOTALS |
|------------------|----|----|----|----|----|----|---|---|---|-------------|
| LSU | 16 | 32 | 11 | 36 | 17 | 19 | 8 | 0 | 0 | 139 |
| Opponents | 5 | 9 | 8 | 4 | 8 | 1 | 5 | 0 | 0 | 40 |

HONORS & AWARDS

Taylor Pleasants

- USA Softball Top 50 Watch List
- Preseason All-SEC Selection
- SEC Player of the Week (Feb. 13)

Ciara Briggs

- USA Softball Top 50 Watch List
- Preseason All-SEC Selection

Ali Kilponen

- Preseason All-SEC Selection

Sydney Berzon

- SEC Freshman of the Week (Feb. 20)

Multi Hit Games, Multi RBI Games, Streaks - NCAA Team Rankings

Multiple-Hit Games

(Career # in parentheses)

| | 2 | 3 | 4 | 5+ | Total |
|-----------|--------|--------|---|----|---------|
| Coffey | 8 (31) | 4 (7) | - | - | 12 (38) |
| Briggs | 9 (38) | 1 (11) | - | - | 10 (49) |
| Pleasants | 7 (25) | - (16) | - | - | 7 (41) |
| Petty | 5 (5) | - | - | - | 5 (5) |
| Redoutey | 4 (7) | - (1) | - | - | 4 (8) |
| Clark | 4 (24) | - (4) | - | - | 4 (28) |
| Gutierrez | 2 (7) | 1 (4) | - | - | 3 (11) |
| Newland | 1 (10) | 1 (3) | - | - | 2 (13) |
| Stewart | 1 (10) | - (1) | - | - | 1 (11) |
| Bergeron | 1 (1) | - | - | - | 1 (1) |
| Carson | 1 (1) | - | - | - | 1 (1) |
| Peterson | - (1) | - | - | - | - (1) |

Multiple-RBI Games

(Career # in parentheses)

| | 2 | 3 | 4 | 5+ | Total |
|-----------|--------|--------|-------|-------|---------|
| Pleasants | 6 (23) | 4 (11) | 1 (6) | - (2) | 11 (42) |
| Clark | 4 (24) | 1 (10) | 1 (3) | - (3) | 6 (40) |
| Redoutey | 4 (6) | - (2) | - | - | 4 (8) |
| Newland | 2 (6) | 1 (4) | 1 (5) | - | 4 (15) |
| Coffey | 1 (7) | 1 (1) | 1 (2) | - | 3 (10) |
| Petty | 1 (1) | - | 2 (2) | - | 3 (3) |
| Briggs | - (9) | 1 (4) | 1 (1) | - | 2 (14) |
| Stewart | - (4) | 1 (1) | - | - | 1 (5) |
| Bergeron | 1 (1) | - | - | - | 1 (1) |
| Carson | - | 1 (1) | - | - | 1 (1) |
| Gutierrez | - (4) | - (2) | - (1) | - | - (7) |

Longest Hitting Streak

| | Current | 2023 | Career |
|-----------|---------|------|----------------|
| Briggs | 12 | 12 | 12 (2023) |
| Gutierrez | 5 | 5 | 5 (2021, 2023) |
| Newland | 4 | 4 | 6 (2022) |
| Coffey | 3 | 4 | 14 (2022) |
| Stewart | 3 | 3 | 11 (2019) |
| Redoutey | 3 | 3 | 3 (2023) |
| Pleasants | 2 | 7 | 8 (2022-23) |
| Petty | 2 | 4 | 4 (2023) |
| Clark | 1 | 8 | 13 (2022-23) |
| Bergeron | 1 | 4 | 4 (2023) |
| Carson | - | 1 | 1 (2023) |
| Giglio | - | 1 | 1 (2023) |
| Townsend | - | 1 | 1 (2023) |
| Peterson | - | - | 3 (2022) |

Longest Reached Based Streak

| | Current | 2023 | Career |
|-----------|---------|------|--------------|
| Coffey | 21 | 21 | 32 (2022-23) |
| Briggs | 12 | 12 | 24 (2022) |
| Stewart | 5 | 5 | 13 (2019) |
| Gutierrez | 5 | 5 | 12 (2021) |
| Pleasants | 4 | 7 | 16 (2022) |
| Newland | 4 | 4 | 9 (2022) |
| Walker | 4 | 4 | 4 (2023) |
| Redoutey | 3 | 5 | 7 (2022) |
| Clark | 2 | 18 | 38 (2022-23) |
| Petty | 2 | 4 | 4 (2023) |
| Carson | 2 | 2 | 2 (2023) |
| Bergeron | 1 | 6 | 6 (2023) |
| Giglio | - | 1 | 1 (2023) |
| Savoy | - | 1 | 1 (2023) |
| Townsend | - | 1 | 1 (2023) |
| Peterson | - | - | 5 (2022) |

| Statistic | National Rank | Conference Rank | Value | National Leader | Value | Conference Leader | Value |
|--------------------------------------|---------------|-----------------|-------|-------------------------|--------|-------------------|-------|
| Batting Average (293 ranked) | 15 | 4 | 0.342 | Oklahoma | 0.391 | Florida | 0.378 |
| Double Plays per Game (281 ranked) | 63 | 4 | 0.38 | Coppin St. | 1.00 | Ole Miss | 0.62 |
| Doubles (293 ranked) | 37 | 7 | 29 | Florida St. | 53 | South Carolina | 42 |
| Doubles per Game (293 ranked) | 70 | 9 | 1.38 | Florida St. | 2.30 | Tennessee | 2.24 |
| Earned Run Average (293 ranked) | 23 | 4 | 1.71 | Tennessee | 0.61 | Tennessee | 0.61 |
| Fielding Percentage (293 ranked) | 32 | 5 | 0.975 | Oklahoma | 0.992 | South Carolina | 0.982 |
| Hit Batters (293 ranked) | 199 | 11 | 11 | Alabama A&M Hartford | 1 1 | Auburn | 2 |
| Home Runs per game (285 ranked) | 30 | 7 | 1.14 | Arizona St. | 2.00 | Georgia | 1.45 |
| On Base Percentage (293 ranked) | 12 | 5 | 0.437 | Florida | 0.489 | Florida | 0.489 |
| Scoring (293 ranked) | 21 | 8 | 6.62 | Oklahoma | 9.00 | Florida | 8.94 |
| Shutouts (178 ranked) | 11 | 3 | 8 | Auburn | 13 | Auburn | 13 |
| Slugging Percentage (293 ranked) | 24 | 7 | 0.531 | Oklahoma | 0.709 | Florida | 0.622 |
| Stolen Bases per Game (292 ranked) | 204 | 12 | 0.71 | Nevada | 4.21 | South Carolina | 2.73 |
| Strikeout-to-Walk Ratio (293 ranked) | 44 | 8 | 2.95 | Auburn | 13.13 | Auburn | 13.13 |
| Triple Plays (1 ranked) | | | | FGCU Texas Tech | 1 1 | | |
| Triples per Game (252 ranked) | 206 | 13 | 0.10 | UC Santa Barbara | 0.76 | Georgia | 0.45 |
| WL Percentage (287 ranked) | 2 | 1 | 0.952 | UCLA | 0.958 | LSU | 0.952 |
| Walks (30 ranked) | 8 | 5 | 83 | Arkansas | 104 | Arkansas | 104 |

NCAA Individual Rankings

| Statistic | Player | National Rank | Conference Rank | Value | National Leader | Value | Conference Leader | Value |
|--|---|------------------------|---------------------|-------------------------|---|----------------------|---|--------------|
| Batting Average (149 ranked) | Danieca Coffey Ciara Briggs | 28 62 | 4 10 | 0.471 0.435 | Sydney McKinney, Wichita St. | 0.629 | Skylar Wallace, Florida | 0.515 |
| Caught Stealing By (18 ranked) | | | | | Logan Champion, Samford | 11 | | |
| Doubles (19 ranked) | | | | | Mackenzie Donihoo, Tennessee | 12 | Mackenzie Donihoo, Tennessee | 12 |
| Doubles Per Game (145 ranked) | | | | | Mackenzie Donihoo, Tennessee | 0.71 | Mackenzie Donihoo, Tennessee | 0.71 |
| Earned Run Average (150 ranked) | Sydney Berzon Ali Kilponen | 13 110 | 4 18 | 0.63 1.58 | Maddie Penta, Auburn NiJaree Canady, Stanford | 0.00 0.00 | Maddie Penta, Auburn | 0.00 |
| Hit Batters (9 ranked) | | | | | Nicole May, Oklahoma | 0.00 | | |
| Hit by Pitch per Game (150 ranked) | | | | | Autumn Pease, Minnesota | 2 | | |
| Hit by Pitch per Game (150 ranked) | Taylor Pleasants | 150 | 11 | 0.19 | Grace Harvey, Lafayette | 0.57 | Katie Taylor, Tennessee | 0.47 |
| Hits (125 ranked) | Danieca Coffey Ciara Briggs Taylor Pleasants | 5 15 67 | 2 3 8 | 33 30 24 | Sydney McKinney, Wichita St. | 39 | Reagan Johnson, Arkansas | 35 |
| Hits Allowed Per Seven Innings (150 ranked) | Ali Kilponen Sydney Berzon | 109 124 | 21 24 | 4.74 4.89 | NiJaree Canady, Stanford | 1.43 | Payton Gottshall, Tennessee | 2.01 |
| Home Runs (215 ranked) | Taylor Pleasants Georgia Clark McKenzie Redoutey | 6 53 108 | 3 10 19 | 8 5 4 | Jordyn VanHook, Arizona St. | 13 | Rylin Hedgecock, Arkansas Kiki Milloy, Tennessee | 10 10 |
| Home Runs Per Game (150 ranked) | Taylor Pleasants Georgia Clark | 19 127 | 5 13 | 0.38 0.24 | Jordyn VanHook, Arizona St. | 0.72 | Kiki Milloy, Tennessee | 0.59 |
| Innings Pitched (29 ranked) | | | | | Primrose Aholelei, A&M-Corpus Christi | 82.2 | Shelby Walters, Georgia | 63.0 |
| On Base Percentage (147 ranked) | Georgia Clark Danieca Coffey Ciara Briggs | 27 44 99 | 6 11 19 | 0.556 0.542 0.506 | Rachel Becker, Oklahoma St. | 0.672 | Alex Honnold, Missouri | 0.641 |
| RBI's (22 ranked) | Taylor Pleasants | 2 | 1 | 32 | Kristin Fifield, Grand Canyon | 38 | Taylor Pleasants, LSU | 32 |
| Runs Batted In Per Game (149 ranked) | Taylor Pleasants | 5 | 1 | 1.52 | Shaylon Govan, Baylor | 1.68 | Taylor Pleasants, LSU | 1.52 |
| Runs per Game (149 ranked) | Ciara Briggs Danieca Coffey Taylor Pleasants | 23 103 132 | 6 16 22 | 1.14 0.90 0.86 | Kiki Milloy, Tennessee | 1.65 | Kiki Milloy, Tennessee | 1.65 |
| Sacrifice Bunts per game (137 ranked) | | | | | Serena Herbranson, Alabama A&M | 0.46 | Rylen Wiggins, Texas A&M | 0.20 |
| Sacrifice Flies (52 ranked) | | | | | Haley Morgan, Tulsa | 6 | Bri Ellis, Auburn | 3 |
| Saves (21 ranked) | Sydney Berzon Ali Kilponen | 6 6 | 2 2 | 3 3 | Keira Bucher, Maryland Nicolette Picone, Coastal Carolina | 6 6 | Donnie Gobourne, South Carolina | 4 |
| Shutouts (9 ranked) | Ali Kilponen | 9 | 2 | 3 | NiJaree Canady, Stanford Ruby Meylan, Washington Stephanie Schoonover, Kentucky | 6 6 6 | Stephanie Schoonover, Kentucky | 6 |
| Slugging Percentage (299 ranked) | Taylor Pleasants Georgia Clark Danieca Coffey | 79 103 269 | 15 20 31 | 0.761 0.736 0.600 | Jordyn VanHook, Arizona St. | 1.250 | Kiki Milloy, Tennessee | 1.220 |
| Stolen Bases (94 ranked) | | | | | Chelie Senini, Nevada | 26 | Jenna Laird, Missouri | 16 |
| Stolen Bases Per Game (139 ranked) | | | | | Chelie Senini, Nevada | 1.37 | Skylar Wallace, Florida | 0.77 |
| Strikeout-to-Walk Ratio (150 ranked) | Sydney Berzon Ali Kilponen | 135 144 | 22 24 | 3.82 3.67 | Mia Burd, Cornell Lauren Card, Hartford Karlyn Pickens, Tennessee | 0.00 0.00 0.00 | Karlyn Pickens, Tennessee | 0.00 |
| Strikeouts (145 ranked) | Ali Kilponen Sydney Berzon | 118 131 | 12 15 | 44 42 | Montana Fouts, Alabama | 107 | Montana Fouts, Alabama | 107 |
| Strikeouts Per Seven Innings (150 ranked) | | | | | Donnie Gobourne, South Carolina | 13.9 | Donnie Gobourne, South Carolina | 13.9 |
| Total Bases (148 ranked) | Taylor Pleasants Danieca Coffey Georgia Clark Ciara Briggs | 22 70 106 117 | 4 14 18 22 | 51 42 39 38 | Jordyn VanHook, Arizona St. | 70 | Kiki Milloy, Tennessee | 61 |
| Toughest to Strike Out (150 ranked) | | | | | Baylee Klingler, Washington | 73.0 | Jenna Laird, Missouri KK McCrary, Auburn | 36.0 36.0 |
| Triples (9 ranked) | | | | | 8 players tied | 4 | Jalia Lassiter, Ole Miss Skylar Wallace, Florida Koko Wooley, Texas A&M | 3 3 3 |
| Triples Per Game (141 ranked) | | | | | Elyssa DeRosa, George Mason | 0.29 | Skylar Wallace, Florida | 0.23 |
| Victories (28 ranked) | Sydney Berzon | 28 | 5 | 7 | 4 players tied | 11 | Maddie Penta, Auburn | 11 |
| Walks Allowed Per Seven Innings (150 ranked) | | | | | Mia Burd, Cornell Lauren Card, Hartford Karlyn Pickens, Tennessee | 0.00 0.00 0.00 | Karlyn Pickens, Tennessee | 0.00 |
| Walks Per Game (142 ranked) | Georgia Clark | 11 | 3 | 0.90 | Maria Smith, Southern Miss. | 1.26 | Riley Hull, Mississippi St. | 0.94 |

2023 OVERALL STATS

Record: 20-1 Home: 12-1 Away: 3-0 Neutral: 5-0 SEC: 0-0

| Player | avg | gp-gs | ab | r | h | 2b | 3b | hr | rbi | tb | slg% | bb | hp | so | gdp | ob% | sf | sh | sb-att | po | a | e | fld% |
|----------------------|------|-------|-----|-----|-----|----|----|----|-----|-----|------|----|----|-----|-----|------|----|----|--------|-----|-----|----|-------|
| 20 Hannah Carson | .500 | 2-2 | 4 | 0 | 2 | 1 | 0 | 0 | 4 | 3 | .750 | 1 | 0 | 0 | 0 | .500 | 1 | 0 | 0-0 | 3 | 0 | 0 | 1.000 |
| 9 Madilyn Giglio | .500 | 12-0 | 2 | 4 | 1 | 0 | 0 | 0 | 0 | 1 | .500 | 0 | 0 | 0 | 0 | .500 | 0 | 0 | 1-1 | 0 | 0 | 0 | .000 |
| 13 Danieca Coffey | .471 | 21-21 | 70 | 19 | 33 | 3 | 0 | 2 | 15 | 42 | .600 | 11 | 1 | 7 | 0 | .542 | 1 | 0 | 3-4 | 13 | 45 | 1 | .983 |
| 88 Ciara Briggs | .435 | 21-21 | 69 | 24 | 30 | 5 | 0 | 1 | 11 | 38 | .551 | 10 | 0 | 8 | 0 | .506 | 0 | 2 | 6-7 | 20 | 1 | 0 | 1.000 |
| 25 Georgia Clark | .396 | 21-21 | 53 | 12 | 21 | 3 | 0 | 5 | 17 | 39 | .736 | 19 | 0 | 8 | 0 | .556 | 0 | 0 | 0-0 | 25 | 1 | 0 | 1.000 |
| 17 Taylor Pleasants | .358 | 21-21 | 67 | 18 | 24 | 3 | 0 | 8 | 32 | 51 | .761 | 7 | 4 | 8 | 0 | .449 | 0 | 0 | 0-0 | 16 | 37 | 4 | .930 |
| 55 Raeleen Gutierrez | .357 | 19-16 | 42 | 11 | 15 | 3 | 1 | 0 | 4 | 20 | .476 | 4 | 1 | 5 | 0 | .417 | 1 | 0 | 1-1 | 118 | 3 | 3 | .976 |
| 44 Ali Newland | .292 | 21-19 | 48 | 10 | 14 | 2 | 0 | 2 | 16 | 22 | .458 | 8 | 3 | 8 | 1 | .417 | 1 | 1 | 0-0 | 52 | 0 | 1 | .981 |
| 14 Karli Petty | .286 | 21-21 | 63 | 11 | 18 | 3 | 0 | 1 | 15 | 24 | .381 | 5 | 2 | 12 | 0 | .352 | 1 | 0 | 1-1 | 33 | 28 | 3 | .953 |
| 8 Savannah Stewart | .280 | 10-9 | 25 | 5 | 7 | 0 | 0 | 1 | 4 | 10 | .400 | 2 | 1 | 5 | 0 | .345 | 1 | 0 | 1-1 | 8 | 1 | 0 | 1.000 |
| 4 McKenzie Redoutey | .267 | 21-21 | 60 | 16 | 16 | 4 | 1 | 4 | 9 | 34 | .567 | 7 | 1 | 11 | 0 | .353 | 0 | 1 | 2-2 | 16 | 1 | 0 | 1.000 |
| 12 Maci Bergeron | .205 | 17-15 | 39 | 1 | 8 | 2 | 0 | 0 | 4 | 10 | .256 | 5 | 2 | 11 | 0 | .326 | 0 | 0 | 0-0 | 95 | 3 | 0 | 1.000 |
| 3 Maia Townsend | .200 | 13-0 | 5 | 4 | 1 | 0 | 0 | 0 | 0 | 1 | .200 | 0 | 0 | 2 | 0 | .200 | 0 | 0 | 0-0 | 1 | 0 | 0 | 1.000 |
| 6 Abigail Savoy | .000 | 5-0 | 4 | 1 | 0 | 0 | 0 | 0 | 0 | 0 | .000 | 1 | 0 | 1 | 0 | .200 | 0 | 0 | 0-0 | 0 | 0 | 0 | .000 |
| 27 McKaela Walker | .000 | 7-2 | 4 | 3 | 0 | 0 | 0 | 0 | 0 | 0 | .000 | 3 | 1 | 0 | 0 | .500 | 0 | 0 | 0-0 | 2 | 0 | 1 | .667 |
| 5 Emma Strood | .000 | 1-0 | 1 | 0 | 0 | 0 | 0 | 0 | 0 | 0 | .000 | 0 | 0 | 0 | 0 | .000 | 0 | 0 | 0-0 | 0 | 1 | 0 | 1.000 |
| Totals | .342 | 21 | 556 | 139 | 190 | 29 | 2 | 24 | 131 | 295 | .531 | 83 | 16 | 86 | 1 | .437 | 6 | 4 | 15-17 | 405 | 148 | 14 | .975 |
| Opponents | .208 | 21 | 500 | 40 | 104 | 9 | 1 | 11 | 36 | 148 | .296 | 43 | 11 | 127 | 6 | .285 | 1 | 8 | 9-11 | 365 | 130 | 25 | .952 |

LOB - Team (161), Opp (118). DPs turned - Team (8), Opp (6). IBB - Team (2), Clark 1, Pleasants 1.

(All games Sorted by Earned run avg)

| Player | era | w-l | app | gs | cg | sho | sv | ip | h | r | er | bb | so | 2b | 3b | hr | b/avg | wp | hp | bk | sfa | sha |
|--------------------|-------|------|-----|----|----|-----|----|-------|-----|-----|-----|----|-----|----|----|----|-------|----|----|----|-----|-----|
| 29 Sydney Berzon | 0.63 | 7-0 | 11 | 3 | 2 | 2/0 | 3 | 44.1 | 31 | 5 | 4 | 11 | 42 | 2 | 0 | 1 | .194 | 4 | 5 | 0 | 0 | 2 |
| 22 Alea Johnson | 1.11 | 4-0 | 4 | 4 | 1 | 1/1 | 0 | 19.0 | 12 | 4 | 3 | 9 | 17 | 1 | 0 | 1 | .169 | 3 | 0 | 0 | 0 | 1 |
| 2 Ali Kilponen | 1.58 | 6-0 | 11 | 7 | 5 | 3/0 | 3 | 44.1 | 30 | 10 | 10 | 12 | 44 | 3 | 0 | 4 | .190 | 3 | 0 | 0 | 1 | 2 |
| 10 Emilee Casanova | 2.03 | 1-0 | 3 | 2 | 1 | 1/0 | 0 | 10.1 | 7 | 5 | 3 | 3 | 11 | 2 | 0 | 1 | .189 | 1 | 1 | 0 | 0 | 1 |
| 34 Raelin Chaffin | 4.67 | 2-1 | 5 | 5 | 0 | 0/0 | 0 | 15.0 | 21 | 12 | 10 | 6 | 11 | 1 | 1 | 4 | .328 | 3 | 5 | 0 | 0 | 1 |
| 5 Emma Strood | 10.50 | 0-0 | 2 | 0 | 0 | 0/1 | 0 | 2.0 | 3 | 4 | 3 | 2 | 2 | 0 | 0 | 0 | .300 | 2 | 0 | 0 | 0 | 1 |
| Totals | 1.71 | 20-1 | 21 | 21 | 9 | 8/1 | 6 | 135.0 | 104 | 40 | 33 | 43 | 127 | 9 | 1 | 11 | .208 | 16 | 11 | 0 | 1 | 8 |
| Opponents | 6.62 | 1-20 | 21 | 21 | 2 | 0/0 | 1 | 121.2 | 190 | 139 | 115 | 83 | 86 | 29 | 2 | 24 | .342 | 14 | 16 | 0 | 6 | 4 |

PB - Team (2), Newland 2, Opp (4). SBA/ATT - Bergeron (4-6), Newland (5-5), Berzon (3-4), A. Johnson (3-3), Casanova (2-2), Strood (1-1), Kilponen (0-1).

2022 SEC OVERALL STATS

Record: 13-11 Home: 6-6 Away: 7-5 SEC: 13-11

| Player | avg | gp-gs | ab | r | h | 2b | 3b | hr | rbi | tb | slg% | bb | hp | so | gdp | ob% | sf | sh | sb-att | po | a | e | fld% |
|-----------------------|------|-------|-----|-----|-----|----|----|----|-----|-----|------|-----|----|-----|-----|------|----|----|--------|-----|-----|----|-------|
| 8 Savannah Stewart | .600 | 9-0 | 5 | 3 | 3 | 1 | 0 | 0 | 0 | 4 | .800 | 1 | 0 | 0 | 0 | .667 | 0 | 0 | 0-0 | 0 | 0 | 0 | .000 |
| 37 Morgan Smith | .385 | 13-3 | 13 | 4 | 5 | 2 | 0 | 0 | 3 | 7 | .538 | 0 | 0 | 1 | 0 | .385 | 0 | 0 | 0-1 | 10 | 0 | 0 | 1.000 |
| 13 Danieca Coffey | .367 | 24-24 | 79 | 19 | 29 | 3 | 1 | 1 | 16 | 37 | .468 | 16 | 1 | 9 | 0 | .474 | 1 | 0 | 1-2 | 16 | 40 | 5 | .918 |
| 88 Ciara Briggs | .321 | 24-24 | 84 | 20 | 27 | 3 | 1 | 1 | 14 | 35 | .417 | 10 | 0 | 15 | 0 | .389 | 1 | 0 | 0-0 | 47 | 4 | 0 | 1.000 |
| 44 Ali Newland | .308 | 24-24 | 78 | 12 | 24 | 6 | 0 | 3 | 16 | 39 | .500 | 6 | 3 | 7 | 2 | .379 | 0 | 1 | 2-2 | 35 | 4 | 1 | .975 |
| 17 Taylor Pleasants | .300 | 24-24 | 80 | 15 | 24 | 9 | 0 | 6 | 23 | 51 | .638 | 10 | 1 | 9 | 0 | .385 | 0 | 1 | 0-0 | 48 | 46 | 7 | .931 |
| 20 Jordyn Perkins | .286 | 7-0 | 7 | 0 | 2 | 0 | 0 | 0 | 1 | 2 | .286 | 0 | 0 | 3 | 0 | .286 | 0 | 0 | 0-0 | 0 | 0 | 0 | .000 |
| 25 Georgia Clark | .284 | 24-24 | 67 | 16 | 19 | 5 | 0 | 8 | 25 | 48 | .716 | 22 | 0 | 19 | 0 | .451 | 2 | 0 | 0-0 | 88 | 2 | 1 | .989 |
| 27 Shelbi Sunseri | .273 | 22-22 | 66 | 10 | 18 | 2 | 0 | 7 | 16 | 41 | .621 | 10 | 1 | 12 | 1 | .372 | 1 | 1 | 0-0 | 0 | 5 | 1 | .833 |
| 26 Morgan Cummins | .242 | 16-14 | 33 | 5 | 8 | 0 | 0 | 1 | 5 | 11 | .333 | 2 | 4 | 5 | 0 | .359 | 0 | 1 | 0-0 | 67 | 11 | 0 | 1.000 |
| 1 Sydney Peterson | .222 | 24-24 | 45 | 7 | 10 | 2 | 0 | 1 | 3 | 15 | .333 | 9 | 3 | 6 | 1 | .386 | 0 | 2 | 1-1 | 44 | 51 | 3 | .969 |
| 4 McKenzie Redoutey | .208 | 24-16 | 48 | 11 | 10 | 7 | 0 | 1 | 7 | 20 | .417 | 9 | 2 | 11 | 0 | .356 | 0 | 0 | 0-0 | 14 | 0 | 1 | .933 |
| 99 Presleigh Pilon | .200 | 1-0 | 5 | 0 | 1 | 0 | 1 | 0 | 1 | 3 | .600 | 0 | 0 | 3 | 0 | .200 | 0 | 0 | 0-0 | 1 | 3 | 0 | 1.000 |
| 55 Raelen Gutierrez | .194 | 22-12 | 31 | 6 | 6 | 2 | 0 | 0 | 0 | 8 | .258 | 0 | 0 | 4 | 0 | .194 | 0 | 0 | 1-1 | 76 | 2 | 0 | 1.000 |
| 23 Baylea Brandon | .167 | 5-1 | 6 | 0 | 1 | 1 | 0 | 0 | 1 | 2 | .333 | 1 | 0 | 2 | 0 | .286 | 0 | 0 | 0-0 | 0 | 0 | 0 | .000 |
| 47 Cait Calland | .000 | 15-10 | 16 | 5 | 0 | 0 | 0 | 0 | 1 | 0 | .000 | 9 | 1 | 4 | 1 | .385 | 0 | 0 | 0-0 | 47 | 6 | 0 | 1.000 |
| 34 Raelin Chaffin | .000 | 1-1 | 0 | 0 | 0 | 0 | 0 | 0 | 0 | 0 | .000 | 0 | 0 | 0 | 0 | .000 | 0 | 0 | 0-0 | 1 | 1 | 1 | .667 |
| 9 Madilyn Giglio | .000 | 1-0 | 0 | 0 | 0 | 0 | 0 | 0 | 0 | 0 | .000 | 0 | 0 | 0 | 0 | .000 | 0 | 0 | 0-0 | 0 | 0 | 0 | .000 |
| 42 KK Madrey | .000 | 9-0 | 0 | 6 | 0 | 0 | 0 | 0 | 0 | 0 | .000 | 0 | 0 | 0 | 0 | .000 | 0 | 0 | 2-3 | 0 | 0 | 0 | .000 |
| 84 Ka. Houshmandzadeh | .000 | 10-0 | 0 | 2 | 0 | 0 | 0 | 0 | 0 | 0 | .000 | 0 | 0 | 0 | 0 | .000 | 0 | 0 | 1-1 | 0 | 0 | 0 | .000 |
| Totals | .282 | 24 | 663 | 141 | 187 | 43 | 3 | 29 | 132 | 323 | .487 | 105 | 16 | 110 | 5 | .390 | 5 | 6 | 8-11 | 495 | 194 | 22 | .969 |
| Opponents | .269 | 24 | 658 | 104 | 177 | 22 | 0 | 22 | 93 | 265 | .403 | 74 | 10 | 109 | 8 | .350 | 4 | 13 | 13-16 | 496 | 182 | 18 | .974 |

LOB - Team (158), Opp (160). DPs turned - Team (9), Opp (9). IBB - Team (1), Pleasants 1, Opp (1).

(SEC games only Sorted by Earned run avg)

| Player | era | w-l | app | gs | cg | sho | sv | ip | h | r | er | bb | so | 2b | 3b | hr | b/avg | wp | hp | bk | sfa | sha |
|----------------------|-------|-------|-----|----|----|-----|----|-------|-----|-----|-----|-----|-----|----|----|----|-------|----|----|----|-----|-----|
| 2 Ali Kilponen | 2.67 | 9-3 | 15 | 10 | 9 | 1/0 | 0 | 86.2 | 70 | 36 | 33 | 51 | 66 | 10 | 0 | 7 | .219 | 12 | 3 | 0 | 2 | 6 |
| 34 Raelin Chaffin | 3.64 | 2-1 | 7 | 5 | 1 | 0/0 | 0 | 25.0 | 35 | 16 | 13 | 0 | 19 | 4 | 0 | 5 | .307 | 1 | 0 | 0 | 0 | 1 |
| 11 Shelby Wickersham | 5.17 | 0-2 | 7 | 3 | 0 | 0/0 | 0 | 21.2 | 29 | 19 | 16 | 9 | 8 | 2 | 0 | 4 | .326 | 3 | 3 | 0 | 2 | 2 |
| 27 Shelbi Sunseri | 5.31 | 2-5 | 10 | 6 | 2 | 1/0 | 0 | 31.2 | 40 | 29 | 24 | 13 | 16 | 6 | 0 | 4 | .303 | 0 | 4 | 0 | 0 | 4 |
| 21 Taylor Edwards | 99.00 | 0-0 | 1 | 0 | 0 | 0/0 | 0 | 0.0 | 3 | 4 | 4 | 1 | 0 | 0 | 0 | 2 | 1.000 | 0 | 0 | 0 | 0 | 0 |
| Totals | 3.82 | 13-11 | 24 | 24 | 12 | 2/0 | 0 | 165.0 | 177 | 104 | 90 | 74 | 109 | 22 | 0 | 22 | .269 | 16 | 10 | 0 | 4 | 13 |
| Opponents | 4.95 | 11-13 | 24 | 24 | 3 | 0/0 | 1 | 165.1 | 187 | 141 | 117 | 105 | 110 | 43 | 3 | 29 | .282 | 19 | 16 | 0 | 5 | 6 |

PB - Team (4), Cummins 2, Calland 2, Opp (5). Pickoffs - Team (1), Cummins 1. SBA/ATT - Cummins (9-12), Kilponen (7-7), Calland (4-4), Chaffin (4-4), Wickersham (2-3), Sunseri (0-2).

RESULTS

| DATE | OPPONENT | RESULT | INN | LSU R-H-E | OPP. R-H-E | RECORD [SEC] | PITCHER OF RECORD | ATT | TIME |
|---------------|---------------------|---------|-----|-----------|------------|--------------|-------------------|------|------|
| Feb. 10, 2023 | New Mexico! | W, 11-3 | 6 | 11-16-0 | 3-5-0 | 1-0 [0-0] | Kilponen [1-0] | 1867 | 2:14 |
| Feb. 11, 2023 | #19/25 Oregon St.! | W, 12-0 | 5 | 12-9-0 | 0-1-2 | 2-0 [0-0] | Berzon [1-0] | 1623 | 1:52 |
| Feb. 11, 2023 | New Mexico! | W, 11-3 | 6 | 11-11-1 | 3-10-2 | 3-0 [0-0] | Chaffin [1-0] | 1623 | 2:42 |
| Feb. 12, 2023 | #19/25 Oregon St.! | W, 3-0 | 7 | 3-8-0 | 0-2-1 | 4-0 [0-0] | Kilponen [2-0] | 1864 | 2:17 |
| Feb. 12, 2023 | Nicholls! | W, 4-3 | 7 | 4-8-1 | 3-4-1 | 5-0 [0-0] | Johnson [1-0] | 1959 | 2:17 |
| Feb. 17, 2023 | Ohio\$ | W, 8-0 | 5 | 8-12-1 | 0-3-2 | 6-0 [0-0] | Johnson [2-0] | 1721 | 1:56 |
| Feb. 17, 2023 | Utah\$ | W, 6-4 | 7 | 6-9-0 | 4-10-1 | 7-0 [0-0] | Berzon [2-0] | 1721 | 2:26 |
| Feb. 18, 2023 | Utah\$ | W, 2-1 | 7 | 2-5-1 | 1-6-0 | 8-0 [0-0] | Chaffin [2-0] | 1991 | 2:17 |
| Feb. 18, 2023 | Central Ark.\$ | W, 1-0 | 7 | 1-2-1 | 0-3-0 | 9-0 [0-0] | Kilponen [3-0] | 1991 | 1:51 |
| Feb. 19, 2023 | Central Ark.\$ | W, 3-1 | 7 | 3-9-1 | 1-5-0 | 10-0 [0-0] | Berzon [3-0] | 1753 | 2:26 |
| Feb. 21, 2023 | at Louisiana Tech | W, 3-1 | 7 | 3-9-1 | 1-5-3 | 11-0 [0-0] | Berzon [4-0] | 1100 | 2:14 |
| Feb. 22, 2023 | at ULM | W, 9-3 | 7 | 9-10-0 | 3-4-3 | 12-0 [0-0] | Berzon [5-0] | 1244 | 3:04 |
| Feb. 24, 2023 | A&M-Corpus Christi% | W, 11-0 | 5 | 11-11-0 | 0-4-2 | 13-0 [0-0] | Johnson [3-0] | 1890 | 1:39 |
| Feb. 25, 2023 | UL-Lafayette% | L, 5-4 | 7 | 4-6-1 | 5-7-1 | 13-1 [0-0] | Chaffin [2-1] | 2447 | 2:47 |
| Feb. 25, 2023 | A&M-Corpus Christi% | W, 12-0 | 5 | 12-10-1 | 0-2-1 | 14-1 [0-0] | Casanova [1-0] | 2447 | 1:54 |
| Feb. 26, 2023 | at UL-Lafayette% | W, 4-1 | 7 | 4-7-0 | 1-5-1 | 15-1 [0-0] | Kilponen [4-0] | 2403 | 2:20 |
| March 3, 2023 | vs. Michigan^ | W, 2-0 | 7 | 2-6-1 | 0-4-0 | 16-1 [0-0] | Kilponen [5-0] | 357 | 1:49 |
| March 3, 2023 | vs. LMU^ | W, 6-5 | 7 | 6-7-0 | 5-9-1 | 17-1 [0-0] | Berzon [6-0] | 478 | 2:09 |
| March 4, 2023 | vs. Minnesota^ | W, 3-0 | 7 | 3-7-1 | 0-3-2 | 18-1 [0-0] | Berzon [7-0] | 350 | 2:08 |
| March 4, 2023 | vs. San Jose St.^ | W, 12-6 | 7 | 12-14-2 | 6-5-1 | 19-1 [0-0] | Johnson [4-0] | 569 | 2:44 |
| March 5, 2023 | vs. Cal Poly^ | W, 12-4 | 5 | 12-14-1 | 4-6-1 | 20-1 [0-0] | Kilponen [5-0] | 323 | 2:08 |

Rankings reflect NFCA and USA Softball Top 25 on day of competition; Home games are bolded and played at Tiger Park; !-LSU Invitational; \$-Tiger Classic; %-LSU/ULL Crossover; ^-Judi Garman Classic; #-Purple & Gold Challenge; [SEC]-SEC contest; *-SEC Tournament

HR TRACKER

| NO. | PLAYER | OPPONENT (DATE) | PITCHER | ON-BASE | INNING | OUTS | COUNT | SCORE | FINAL |
|-----|-----------------------------------|------------------------------------|-------------------|----------|----------|----------|------------|------------|----------------|
| 1 | Taylor Pleasants [1] | No. 19/25 Oregon St. (Feb. 11) | Stepto | 2 | 2 | 0 | 3-2 | 4-0 | W, 12-0 |
| 2 | Georgia Clark [1] | No. 19/25 Oregon St. (Feb. 11) | Haendiges | 1 | 3 | 1 | 3-2 | 9-0 | W, 12-0 |
| 3 | Taylor Pleasants [2] | New Mexico (Feb. 11) | Linton | 1 | 5 | 2 | 2-2 | 5-3 | W, 11-3 |
| 4 | Ali Newland [1] | New Mexico (Feb. 11) | Linton | 2 | 5 | 2 | 3-2 | 7-3 | W, 11-3 |
| 5 | Taylor Pleasants [3] | No. 19/25 Oregon St. (Feb. 12) | Haendiges | 1 | 5 | 1 | 2-1 | 1-0 | W, 3-0 |
| 6 | Taylor Pleasants [4] | Nicholls (Feb. 12) | VandenBout | 2 | 4 | 2 | 3-2 | 1-1 | W, 4-3 |
| 7 | Taylor Pleasants [5] | Utah (Feb.17) | Morris | 2 | 7 | 2 | 1-0 | 3-4 | W, 6-4 |
| 8 | McKenzie Redoutey [1]& | at Louisiana Tech (Feb. 21) | Menzina | 0 | 2 | 0 | 2-1 | 0-0 | W, 3-1 |
| 9 | McKenzie Redoutey [2] | at Louisiana Tech (Feb. 21) | Martinez | 0 | 6 | 2 | 1-0 | 1-1 | W, 3-1 |
| 10 | Danieca Coffey [1] | at ULM (Feb. 22) | Hulett | 2 | 2 | 1 | 3-2 | 1-0 | W, 9-3 |
| 11 | Georgia Clark [2] | at ULM (Feb. 22) | Chavarria | 2 | 4 | 0 | 2-2 | 4-3 | W, 9-3 |
| 12 | Georgia Clark [3] | A&M-Corpus Christi (Feb. 24) | Aholelei | 2 | 2 | 2 | 3-2 | 4-0 | W, 11-0 |
| 13 | Savannah Stewart [1] | A&M-Corpus Christi (Feb. 24) | Saenz | 2 | 3 | 1 | 2-2 | 7-0 | W, 11-0 |
| 14 | Georgia Clark [4]& | UL-Lafayette (Feb. 25) | Schorman | 0 | 6 | 0 | 2-0 | 2-5 | L, 5-4 |
| 15 | Ciara Briggs [1]* | A&M-Corpus Christi (Feb. 25) | Galvan | 3 | 2 | 1 | 1-0 | 2-0 | W, 12-0 |
| 16 | Taylor Pleasants [6]* | A&M-Corpus Christi (Feb. 25) | Galvan | 0 | 2 | 1 | 0-1 | 6-0 | W, 12-0 |
| 17 | Taylor Pleasants [7] | at UL-Lafayette (Feb. 26) | Landry | 1 | 4 | 1 | 1-2 | 0-1 | W, 4-1 |
| 18 | Danieca Coffey [2] | vs. Michigan (March 3) | LeBeau | 0 | 5 | 1 | 2-2 | 0-0 | W, 2-0 |
| 19 | Georgia Clark [5]& | vs. Michigan (March 3) | LeBeau | 0 | 6 | 0 | 3-2 | 1-0 | W, 2-0 |
| 20 | Taylor Pleasants [8] | vs. LMU (March 3) | Perez | 1 | 5 | 1 | 1-2 | 0-4 | W, 6-5 |
| 21 | McKenzie Redoutey [3]& | vs. Minnesota (March 4) | Hambrick | 0 | 6 | 0 | 1-1 | 2-0 | W, 3-0 |
| 22 | McKenzie Redoutey [4] | vs. Cal Poly (March 5) | Robbins | 1 | 2 | 0 | 2-2 | 0-2 | W, 12-4 |
| 23 | Ali Newland [2] | vs. Cal Poly (March 5) | Robbins | 1 | 4 | 1 | 2-0 | 2-4 | W, 12-4 |
| 24 | Karli Petty [1] | vs. Cal Poly (March 5) | Maier | 3 | 4 | 1 | 1-0 | 7-4 | W, 12-4 |

Bold represents game tying or go-ahead home run

*Back-to-Back Home Runs

& Leadoff Home Run

2023 TEAM GAME-BY-GAME BATTING

| Date | Opponent | ab | r | h | rbi | 2b | 3b | hr | tb | bb | ibb | sb | cs | hbp | sac | sf | gdp | k | po | a | e | lob | avg |
|--------|---------------------|-----|-----|-----|-----|----|----|----|-----|----|-----|----|----|-----|-----|----|-----|----|-----|-----|----|-----|------|
| Feb 10 | NEW MEXICO | 32 | 11 | 16 | 11 | 2 | 0 | 0 | 18 | 4 | 0 | 2 | 0 | 0 | 0 | 0 | 0 | 1 | 18 | 6 | 0 | 8 | .500 |
| Feb 11 | OREGON ST. | 22 | 12 | 9 | 12 | 1 | 0 | 2 | 16 | 6 | 0 | 2 | 0 | 1 | 0 | 1 | 0 | 2 | 15 | 6 | 0 | 6 | .463 |
| Feb 11 | NEW MEXICO | 29 | 11 | 11 | 8 | 2 | 0 | 2 | 19 | 5 | 0 | 1 | 0 | 3 | 0 | 0 | 0 | 2 | 18 | 8 | 1 | 10 | .434 |
| Feb 12 | OREGON ST. | 25 | 3 | 8 | 3 | 0 | 0 | 1 | 11 | 4 | 0 | 2 | 1 | 1 | 0 | 1 | 0 | 8 | 21 | 1 | 0 | 10 | .407 |
| Feb 12 | NICHOLLS | 24 | 4 | 8 | 4 | 1 | 0 | 1 | 12 | 5 | 2 | 0 | 1 | 1 | 0 | 0 | 0 | 2 | 21 | 6 | 1 | 8 | .394 |
| Feb 17 | OHIO | 25 | 8 | 12 | 8 | 4 | 1 | 0 | 18 | 4 | 0 | 0 | 0 | 0 | 0 | 2 | 0 | 2 | 15 | 5 | 1 | 10 | .408 |
| Feb 17 | UTAH | 27 | 6 | 9 | 6 | 1 | 1 | 1 | 15 | 2 | 0 | 0 | 0 | 0 | 1 | 0 | 1 | 4 | 21 | 9 | 0 | 5 | .397 |
| Feb 18 | UTAH | 22 | 2 | 5 | 2 | 3 | 0 | 0 | 8 | 2 | 0 | 0 | 0 | 0 | 0 | 0 | 0 | 7 | 21 | 11 | 1 | 4 | .379 |
| Feb 18 | CENTRAL ARK. | 19 | 1 | 2 | 1 | 0 | 0 | 0 | 2 | 1 | 0 | 0 | 0 | 0 | 1 | 0 | 0 | 4 | 21 | 9 | 1 | 2 | .356 |
| Feb 19 | CENTRAL ARK. | 26 | 3 | 9 | 2 | 1 | 0 | 0 | 10 | 5 | 0 | 0 | 0 | 1 | 0 | 0 | 0 | 8 | 21 | 5 | 1 | 11 | .355 |
| Feb 21 | at Louisiana Tech | 31 | 3 | 9 | 3 | 1 | 0 | 2 | 16 | 1 | 0 | 0 | 0 | 0 | 0 | 0 | 0 | 2 | 21 | 7 | 1 | 8 | .348 |
| Feb 22 | at ULM | 34 | 9 | 10 | 8 | 0 | 0 | 2 | 16 | 9 | 0 | 1 | 0 | 0 | 0 | 0 | 0 | 5 | 21 | 9 | 0 | 13 | .342 |
| Feb 24 | A&M-CORPUS CHRISTI | 23 | 11 | 11 | 10 | 0 | 0 | 2 | 17 | 1 | 0 | 2 | 0 | 1 | 0 | 1 | 0 | 2 | 15 | 4 | 0 | 3 | .351 |
| Feb 25 | ULL | 26 | 4 | 6 | 4 | 1 | 0 | 1 | 10 | 4 | 0 | 1 | 0 | 1 | 1 | 0 | 0 | 8 | 21 | 12 | 1 | 7 | .342 |
| Feb 25 | A&M-CORPUS CHRISTI | 23 | 12 | 10 | 12 | 1 | 0 | 2 | 17 | 5 | 0 | 0 | 0 | 1 | 0 | 0 | 0 | 3 | 15 | 5 | 1 | 5 | .348 |
| Feb 26 | at ULL | 29 | 4 | 7 | 4 | 0 | 0 | 1 | 10 | 3 | 0 | 0 | 0 | 1 | 0 | 0 | 0 | 6 | 21 | 14 | 0 | 8 | .341 |
| Mar 03 | vs Michigan | 24 | 2 | 6 | 2 | 0 | 0 | 2 | 12 | 1 | 0 | 1 | 0 | 0 | 0 | 0 | 0 | 7 | 21 | 7 | 1 | 5 | .336 |
| Mar 03 | vs Loyola Marymount | 26 | 6 | 7 | 6 | 3 | 0 | 1 | 13 | 4 | 0 | 0 | 0 | 3 | 0 | 0 | 0 | 3 | 21 | 8 | 0 | 9 | .332 |
| Mar 04 | vs Minnesota | 29 | 3 | 7 | 2 | 2 | 0 | 1 | 12 | 2 | 0 | 3 | 0 | 1 | 1 | 0 | 0 | 5 | 21 | 5 | 1 | 9 | .327 |
| Mar 04 | vs San Jose St. | 34 | 12 | 14 | 11 | 3 | 0 | 0 | 17 | 12 | 0 | 0 | 0 | 0 | 0 | 1 | 0 | 4 | 21 | 6 | 2 | 14 | .332 |
| Mar 05 | vs Cal Poly | 26 | 12 | 14 | 12 | 3 | 0 | 3 | 26 | 3 | 0 | 0 | 0 | 1 | 0 | 0 | 0 | 1 | 15 | 5 | 1 | 6 | .342 |
| Totals | | 556 | 139 | 190 | 131 | 29 | 2 | 24 | 295 | 83 | 2 | 15 | 2 | 16 | 4 | 6 | 1 | 86 | 405 | 148 | 14 | 161 | .342 |

2023 TEAM GAME-BY-GAME PITCHING

| Date | Opponent | ip | h | r | er | bb | so | 2b | 3b | hr | wp | bk | hbp | dp | ibb | score | w-l | sv | era |
|--------|---------------------|-------|-----|----|----|----|-----|----|----|----|----|----|-----|----|-----|--------|------|----|------|
| Feb 10 | NEW MEXICO | 6.0 | 5 | 3 | 3 | 1 | 7 | 0 | 0 | 2 | 1 | 0 | 0 | 0 | 0 | 11-3 | 1-0 | 0 | 3.50 |
| Feb 11 | OREGON ST. | 5.0 | 1 | 0 | 0 | 0 | 5 | 0 | 0 | 0 | 1 | 0 | 0 | 0 | 0 | 12-0 | 2-0 | 0 | 1.91 |
| Feb 11 | NEW MEXICO | 6.0 | 10 | 3 | 2 | 0 | 3 | 0 | 0 | 1 | 1 | 0 | 1 | 0 | 0 | 11-3 | 3-0 | 1 | 2.06 |
| Feb 12 | OREGON ST. | 7.0 | 2 | 0 | 0 | 3 | 10 | 0 | 0 | 0 | 0 | 0 | 0 | 0 | 0 | 3-0 | 4-0 | 1 | 1.46 |
| Feb 12 | NICHOLLS | 7.0 | 4 | 3 | 3 | 3 | 9 | 1 | 0 | 1 | 0 | 0 | 0 | 0 | 0 | 4-3 | 5-0 | 2 | 1.81 |
| Feb 17 | OHIO | 5.0 | 3 | 0 | 0 | 3 | 3 | 0 | 0 | 0 | 1 | 0 | 0 | 1 | 0 | 8-0 | 6-0 | 2 | 1.56 |
| Feb 17 | UTAH | 7.0 | 10 | 4 | 4 | 3 | 1 | 3 | 0 | 2 | 0 | 0 | 0 | 0 | 0 | 6-4 | 7-0 | 2 | 1.95 |
| Feb 18 | UTAH | 7.0 | 6 | 1 | 0 | 1 | 7 | 1 | 1 | 0 | 0 | 0 | 1 | 1 | 0 | 2-1 | 8-0 | 3 | 1.68 |
| Feb 18 | CENTRAL ARK. | 7.0 | 3 | 0 | 0 | 1 | 8 | 0 | 0 | 0 | 0 | 0 | 0 | 0 | 0 | 1-0 | 9-0 | 3 | 1.47 |
| Feb 19 | CENTRAL ARK. | 7.0 | 5 | 1 | 0 | 2 | 8 | 0 | 0 | 0 | 0 | 0 | 1 | 0 | 0 | 3-1 | 10-0 | 4 | 1.31 |
| Feb 21 | at Louisiana Tech | 7.0 | 6 | 1 | 1 | 4 | 8 | 0 | 0 | 0 | 1 | 0 | 3 | 0 | 0 | 3-1 | 11-0 | 5 | 1.28 |
| Feb 22 | at ULM | 7.0 | 4 | 3 | 3 | 6 | 7 | 0 | 0 | 0 | 1 | 0 | 1 | 1 | 0 | 9-3 | 12-0 | 5 | 1.44 |
| Feb 24 | A&M-CORPUS CHRISTI | 5.0 | 4 | 0 | 0 | 1 | 6 | 0 | 0 | 0 | 2 | 0 | 0 | 0 | 0 | 11-0 | 13-0 | 5 | 1.35 |
| Feb 25 | ULL | 7.0 | 7 | 5 | 5 | 3 | 2 | 0 | 0 | 2 | 1 | 0 | 1 | 0 | 0 | 4-5 | 13-1 | 5 | 1.63 |
| Feb 25 | A&M-CORPUS CHRISTI | 5.0 | 2 | 0 | 0 | 0 | 5 | 0 | 0 | 0 | 0 | 0 | 0 | 1 | 0 | 12-0 | 14-1 | 5 | 1.55 |
| Feb 26 | at ULL | 7.0 | 5 | 1 | 1 | 2 | 4 | 1 | 0 | 0 | 1 | 0 | 0 | 1 | 0 | 4-1 | 15-1 | 5 | 1.51 |
| Mar 03 | vs Michigan | 7.0 | 4 | 0 | 0 | 0 | 7 | 0 | 0 | 0 | 0 | 0 | 0 | 0 | 0 | 2-0 | 16-1 | 5 | 1.41 |
| Mar 03 | vs Loyola Marymount | 7.0 | 9 | 5 | 5 | 3 | 9 | 0 | 0 | 2 | 2 | 0 | 1 | 1 | 0 | 6-5 | 17-1 | 6 | 1.63 |
| Mar 04 | vs Minnesota | 7.0 | 3 | 0 | 0 | 0 | 8 | 1 | 0 | 0 | 1 | 0 | 1 | 1 | 0 | 3-0 | 18-1 | 6 | 1.54 |
| Mar 04 | vs San Jose St. | 7.0 | 5 | 6 | 4 | 4 | 4 | 0 | 0 | 1 | 2 | 0 | 0 | 0 | 0 | 12-6 | 19-1 | 6 | 1.67 |
| Mar 05 | vs Cal Poly | 5.0 | 6 | 4 | 2 | 3 | 6 | 2 | 0 | 0 | 1 | 0 | 1 | 1 | 0 | 12-4 | 20-1 | 6 | 1.71 |
| Totals | | 135.0 | 104 | 40 | 33 | 43 | 127 | 9 | 1 | 11 | 16 | 0 | 11 | 8 | 0 | 139-40 | 20-1 | 6 | 1.71 |

STARTING LINEUPS

| DATE | OPPONENT | 1 | 2 | 3 | 4 | 5 | 6 | 7 | 8 | 9 | # (RECORD) |
|---------|--------------------|--------|--------|-----------|-------|-----------|-----------|-----------|-----------|-----------|------------|
| FEB. 10 | NEW MEXICO | COFFEY | BRIGGS | PLEASANTS | CLARK | REDOUTEY | PETTY | CARSON | BERGERON | NEWLAND | 1-0 |
| FEB. 11 | #19/25 OREGON ST. | COFFEY | BRIGGS | PLEASANTS | CLARK | PETTY | NEWLAND | REDOUTEY | CARSON | STEWART | 2-0 |
| FEB. 11 | NEW MEXICO | COFFEY | BRIGGS | PLEASANTS | CLARK | PETTY | NEWLAND | REDOUTEY | BERGERON | GUTIERREZ | 3-0 |
| FEB. 12 | #19/25 OREGON ST. | COFFEY | BRIGGS | PLEASANTS | CLARK | PETTY | NEWLAND | REDOUTEY | BERGERON | GUTIERREZ | 4-0 |
| FEB. 12 | NICHOLLS | COFFEY | BRIGGS | PLEASANTS | CLARK | PETTY | NEWLAND | REDOUTEY | WALKER | STEWART | 5-0 |
| FEB. 17 | OHIO | COFFEY | BRIGGS | PLEASANTS | CLARK | PETTY | NEWLAND | REDOUTEY | BERGERON | STEWART | 6-0 |
| FEB. 17 | UTAH | COFFEY | BRIGGS | PLEASANTS | CLARK | PETTY | NEWLAND | REDOUTEY | BERGERON | GUTIERREZ | 7-0 |
| FEB. 18 | UTAH | COFFEY | BRIGGS | PLEASANTS | CLARK | PETTY | NEWLAND | REDOUTEY | BERGERON | GUTIERREZ | 8-0 |
| FEB. 18 | CENTRAL ARK. | COFFEY | BRIGGS | PLEASANTS | CLARK | PETTY | NEWLAND | REDOUTEY | BERGERON | GUTIERREZ | 9-0 |
| FEB. 19 | CENTRAL ARK. | COFFEY | BRIGGS | PLEASANTS | CLARK | PETTY | REDOUTEY | GUTIERREZ | BERGERON | STEWART | 10-0 |
| FEB. 21 | AT LOUISIANA TECH | COFFEY | BRIGGS | PLEASANTS | CLARK | PETTY | REDOUTEY | NEWLAND | BERGERON | GUTIERREZ | 11-0 |
| FEB. 22 | AT ULM | COFFEY | BRIGGS | PLEASANTS | CLARK | REDOUTEY | PETTY | NEWLAND | BERGERON | GUTIERREZ | 12-0 |
| FEB. 24 | A&M-CORPUS CHRISTI | COFFEY | BRIGGS | PLEASANTS | CLARK | REDOUTEY | PETTY | NEWLAND | WALKER | STEWART | 13-0 |
| FEB. 25 | UL-LAFAYETTE | COFFEY | BRIGGS | PLEASANTS | CLARK | REDOUTEY | PETTY | NEWLAND | BERGERON | GUTIERREZ | 13-1 |
| FEB. 25 | A&M-CORPUS CHRISTI | COFFEY | BRIGGS | PLEASANTS | CLARK | REDOUTEY | PETTY | NEWLAND | GUTIERREZ | STEWART | 14-1 |
| FEB. 26 | AT UL-LAFAYETTE | COFFEY | BRIGGS | PLEASANTS | CLARK | REDOUTEY | PETTY | GUTIERREZ | BERGERON | STEWART | 15-1 |
| MARCH 3 | VS. MICHIGAN | COFFEY | BRIGGS | PLEASANTS | CLARK | REDOUTEY | PETTY | NEWLAND | BERGERON | GUTIERREZ | 16-1 |
| MARCH 3 | VS. LMU | COFFEY | BRIGGS | PLEASANTS | CLARK | REDOUTEY | PETTY | GUTIERREZ | NEWLAND | STEWART | 17-1 |
| MARCH 4 | VS. MINNESOTA | COFFEY | BRIGGS | PLEASANTS | CLARK | PETTY | GUTIERREZ | REDOUTEY | BERGERON | NEWLAND | 18-1 |
| MARCH 4 | VS. SAN JOSE ST. | COFFEY | BRIGGS | PLEASANTS | CLARK | PETTY | GUTIERREZ | REDOUTEY | NEWLAND | STEWART | 19-1 |
| MARCH 5 | VS. CAL POLY | COFFEY | BRIGGS | PLEASANTS | CLARK | GUTIERREZ | REDOUTEY | PETTY | BERGERON | NEWLAND | 20-1 |

STARTERS BY POSITION

| DATE | OPPONENT | C | 1B | 2B | 3B | SS | LF | CF | RF | DP | SP |
|---------|--------------------|----------|-----------|-------|--------|-----------|---------|--------|----------|----------|----------|
| FEB. 10 | NEW MEXICO | BERGERON | CLARK | PETTY | COFFEY | PLEASANTS | NEWLAND | BRIGGS | REDOUTEY | CARSON | KILPONEN |
| FEB. 11 | #19/25 OREGON ST. | CARSON | CLARK | PETTY | COFFEY | PLEASANTS | NEWLAND | BRIGGS | REDOUTEY | STEWART | BERZON |
| FEB. 11 | NEW MEXICO | BERGERON | GUTIERREZ | PETTY | COFFEY | PLEASANTS | NEWLAND | BRIGGS | REDOUTEY | CLARK | CHAFFIN |
| FEB. 12 | #19/25 OREGON ST. | BERGERON | GUTIERREZ | PETTY | COFFEY | PLEASANTS | NEWLAND | BRIGGS | REDOUTEY | CLARK | KILPONEN |
| FEB. 12 | NICHOLLS | NEWLAND | CLARK | PETTY | COFFEY | PLEASANTS | STEWART | BRIGGS | REDOUTEY | WALKER | JOHNSON |
| FEB. 17 | OHIO | NEWLAND | CLARK | PETTY | COFFEY | PLEASANTS | STEWART | BRIGGS | REDOUTEY | BERGERON | JOHNSON |
| FEB. 17 | UTAH | BERGERON | GUTIERREZ | PETTY | COFFEY | PLEASANTS | NEWLAND | BRIGGS | REDOUTEY | CLARK | KILPONEN |
| FEB. 18 | UTAH | BERGERON | GUTIERREZ | PETTY | COFFEY | PLEASANTS | NEWLAND | BRIGGS | REDOUTEY | CLARK | CHAFFIN |
| FEB. 18 | CENTRAL ARK. | BERGERON | GUTIERREZ | PETTY | COFFEY | PLEASANTS | NEWLAND | BRIGGS | REDOUTEY | CLARK | KILPONEN |
| FEB. 19 | CENTRAL ARK. | BERGERON | GUTIERREZ | PETTY | COFFEY | PLEASANTS | STEWART | BRIGGS | REDOUTEY | CLARK | BERZON |
| FEB. 21 | AT LOUISIANA TECH | BERGERON | GUTIERREZ | PETTY | COFFEY | PLEASANTS | NEWLAND | BRIGGS | REDOUTEY | CLARK | CHAFFIN |
| FEB. 22 | AT ULM | BERGERON | GUTIERREZ | PETTY | COFFEY | PLEASANTS | NEWLAND | BRIGGS | REDOUTEY | CLARK | KILPONEN |
| FEB. 24 | A&M-CORPUS CHRISTI | NEWLAND | CLARK | PETTY | COFFEY | PLEASANTS | STEWART | BRIGGS | REDOUTEY | WALKER | JOHNSON |
| FEB. 25 | UL-LAFAYETTE | BERGERON | GUTIERREZ | PETTY | COFFEY | PLEASANTS | NEWLAND | BRIGGS | REDOUTEY | CLARK | CHAFFIN |
| FEB. 25 | A&M-CORPUS CHRISTI | NEWLAND | GUTIERREZ | PETTY | COFFEY | PLEASANTS | STEWART | BRIGGS | REDOUTEY | CLARK | CASANOVA |
| FEB. 26 | AT UL-LAFAYETTE | BERGERON | GUTIERREZ | PETTY | COFFEY | PLEASANTS | STEWART | BRIGGS | REDOUTEY | CLARK | KILPONEN |
| MARCH3 | VS. MICHIGAN | BERGERON | GUTIERREZ | PETTY | COFFEY | PLEASANTS | NEWLAND | BRIGGS | REDOUTEY | CLARK | KILPONEN |
| MARCH3 | VS. LMU | NEWLAND | GUTIERREZ | PETTY | COFFEY | PLEASANTS | STEWART | BRIGGS | REDOUTEY | CLARK | CHAFFIN |
| MARCH4 | VS. MINNESOTA | BERGERON | GUTIERREZ | PETTY | COFFEY | PLEASANTS | NEWLAND | BRIGGS | REDOUTEY | CLARK | BERZON |
| MARCH4 | VS. SAN JOSE ST. | NEWLAND | GUTIERREZ | PETTY | COFFEY | PLEASANTS | STEWART | BRIGGS | REDOUTEY | CLARK | JOHNSON |
| MARCH5 | VS. CAL POLY | BERGERON | GUTIERREZ | PETTY | COFFEY | PLEASANTS | NEWLAND | BRIGGS | REDOUTEY | CLARK | CASANOVA |



SYDNEY PETERSON

1

Infield • 5-5 • Sophomore • R/R • 1L • Stockton, Calif. (Franklin HS)

SEASON HIGHS

| | |
|-----------------|-----|
| Hits | N/A |
| Doubles | N/A |
| Triples | N/A |
| Home Runs | N/A |
| Total Bases | N/A |
| RBI's | N/A |
| Runs Scored | N/A |
| Walks | N/A |
| Hit By Pitch | N/A |
| Sacrifice Flies | N/A |
| Sac Hits | N/A |
| At Bats | N/A |
| Stolen Bases | N/A |
| Putouts | N/A |
| Assists | N/A |

CAREER HIGHS

| | |
|-----------------|---|
| Hits | 2 at #14 Georgia (04/22/22) |
| Doubles | 1, Four Times |
| Triples | N/A |
| Home Runs | 1 at #14 Georgia (04/22/22) |
| Total Bases | 6 at #14 Georgia (04/22/22) |
| RBI's | 1, Three Times |
| Runs Scored | 2, Louisiana Tech (03/06/22) 2, Drake (02/25/22) |
| Walks | 3 at #14 Georgia (04/22/22) |
| Hit By Pitch | 2, South Alabama (02/12/22) |
| Sacrifice Flies | N/A |
| Sac Hits | 1, Four Times |
| At Bats | 4 at #14 Georgia (04/22/22) |
| Stolen Bases | 1, Three Times |
| Putouts | 5, Three Times |
| Assists | 6, #8 Kentucky (04/02/22) |

Complete bio

Sophomore Season (2023)

- Played in 54 of 57 games in 2022, including 50 starts at the second base position.
- Had a .410 on-base percentage as a freshman and registered a .958 fielding percentage with 92 putouts and 91 assists,

2022 SEASON GAME-BY-GAME

| Date | Opponent | Pos | AB | R | H | RBI | 2B | 3B | HR | BB | SB | CS | HBP | SAC | SF | GDP | K | PO | A | E | Avg |
|--------|----------------------|--------|----|----|----|-----|----|----|----|----|----|----|-----|-----|----|-----|----|----|----|---|------|
| Feb 11 | SOUTH ALABAMA | *2b | 0 | 0 | 0 | 0 | 0 | 0 | 0 | 0 | 0 | 0 | 0 | 0 | 0 | 0 | 0 | 2 | 4 | 0 | .000 |
| Feb 11 | ILLINOIS | 2b | 0 | 0 | 0 | 0 | 0 | 0 | 0 | 0 | 0 | 0 | 0 | 0 | 0 | 0 | 0 | 1 | 2 | 0 | .000 |
| Feb 12 | SOUTH ALABAMA | *2b/ss | 1 | 1 | 0 | 0 | 0 | 0 | 0 | 0 | 1 | 0 | 2 | 0 | 0 | 0 | 0 | 3 | 1 | 0 | .000 |
| Feb 12 | CENTRAL ARK. | 2b | 0 | 0 | 0 | 0 | 0 | 0 | 0 | 0 | 0 | 0 | 0 | 0 | 0 | 0 | 0 | 0 | 0 | 0 | .000 |
| Feb 13 | ILLINOIS | *2b | 0 | 0 | 0 | 0 | 0 | 0 | 0 | 0 | 0 | 0 | 0 | 0 | 0 | 0 | 0 | 4 | 0 | 0 | .000 |
| Feb 13 | CENTRAL ARK. | 2b | 0 | 0 | 0 | 0 | 0 | 0 | 0 | 0 | 0 | 0 | 0 | 0 | 0 | 0 | 0 | 1 | 0 | 0 | .000 |
| Feb 18 | vs Oklahoma State | 2b | 1 | 0 | 0 | 0 | 0 | 0 | 0 | 0 | 0 | 0 | 0 | 0 | 0 | 0 | 0 | 1 | 1 | 1 | .000 |
| Feb 18 | vs Washington | *2b | 1 | 1 | 1 | 0 | 0 | 0 | 0 | 1 | 0 | 0 | 1 | 0 | 0 | 0 | 0 | 1 | 0 | 0 | .333 |
| Feb 19 | vs Notre Dame | *2b | 0 | 0 | 0 | 0 | 0 | 0 | 0 | 0 | 0 | 0 | 0 | 0 | 0 | 0 | 0 | 2 | 3 | 0 | .333 |
| Feb 19 | vs Michigan | *2b | 1 | 0 | 0 | 0 | 0 | 0 | 0 | 2 | 0 | 0 | 0 | 0 | 0 | 0 | 0 | 0 | 2 | 0 | .250 |
| Feb 20 | vs Texas Tech | *2b | 2 | 0 | 0 | 0 | 0 | 0 | 0 | 0 | 0 | 0 | 0 | 0 | 0 | 0 | 1 | 2 | 0 | 0 | .167 |
| Feb 25 | STEPHEN F. AUSTIN | *2b | 0 | 0 | 0 | 0 | 0 | 0 | 0 | 0 | 0 | 0 | 0 | 0 | 0 | 0 | 0 | 1 | 0 | 0 | .167 |
| Feb 25 | DRAKE | *2b | 1 | 2 | 1 | 0 | 1 | 0 | 0 | 2 | 1 | 0 | 0 | 0 | 0 | 0 | 0 | 1 | 0 | 0 | .286 |
| Feb 26 | PURDUE | *2b | 1 | 0 | 0 | 0 | 0 | 0 | 0 | 0 | 0 | 0 | 0 | 1 | 0 | 0 | 1 | 1 | 0 | 0 | .250 |
| Feb 26 | DRAKE | *2b | 0 | 0 | 0 | 0 | 0 | 0 | 0 | 0 | 0 | 0 | 0 | 0 | 0 | 0 | 0 | 3 | 3 | 0 | .250 |
| Feb 27 | STEPHEN F. AUSTIN | *2b | 2 | 0 | 0 | 0 | 0 | 0 | 0 | 0 | 0 | 0 | 0 | 0 | 0 | 0 | 0 | 0 | 1 | 0 | .200 |
| Mar 03 | at UL-Lafayette | *2b | 0 | 1 | 0 | 0 | 0 | 0 | 0 | 0 | 0 | 0 | 0 | 0 | 0 | 0 | 0 | 3 | 1 | 0 | .200 |
| Mar 04 | TROY-1 | *2b | 2 | 0 | 0 | 0 | 0 | 0 | 0 | 0 | 0 | 0 | 0 | 0 | 0 | 0 | 0 | 2 | 3 | 2 | .167 |
| Mar 04 | TROY-2 | *2b | 0 | 0 | 0 | 0 | 0 | 0 | 0 | 0 | 0 | 0 | 0 | 0 | 0 | 0 | 0 | 0 | 0 | 0 | .167 |
| Mar 05 | UL-LAFAYETTE | *2b | 2 | 0 | 0 | 0 | 0 | 0 | 0 | 0 | 0 | 0 | 0 | 0 | 0 | 0 | 0 | 1 | 4 | 0 | .143 |
| Mar 06 | LOUISIANA TECH | *2b | 2 | 2 | 1 | 0 | 0 | 0 | 0 | 0 | 0 | 0 | 1 | 0 | 0 | 0 | 0 | 2 | 1 | 0 | .188 |
| Mar 12 | ALABAMA-1 | *2b | 0 | 0 | 0 | 0 | 0 | 0 | 0 | 0 | 0 | 0 | 0 | 0 | 0 | 0 | 0 | 0 | 0 | 0 | .188 |
| Mar 12 | ALABAMA-2 | *2b | 1 | 1 | 0 | 0 | 0 | 0 | 0 | 0 | 0 | 0 | 1 | 0 | 0 | 0 | 0 | 2 | 3 | 0 | .176 |
| Mar 13 | ALABAMA | *2b | 1 | 0 | 0 | 0 | 0 | 0 | 0 | 0 | 0 | 0 | 0 | 1 | 0 | 0 | 1 | 1 | 3 | 0 | .167 |
| Mar 15 | SOUTHEASTERN LA. | *2b | 1 | 0 | 0 | 0 | 0 | 0 | 0 | 1 | 0 | 0 | 0 | 0 | 0 | 0 | 0 | 0 | 3 | 0 | .158 |
| Mar 18 | at Texas | *2b | 2 | 0 | 1 | 0 | 0 | 0 | 0 | 0 | 0 | 0 | 0 | 0 | 0 | 0 | 0 | 2 | 0 | 0 | .190 |
| Mar 19 | at Texas-1 | *2b | 1 | 0 | 1 | 0 | 0 | 0 | 0 | 0 | 0 | 0 | 0 | 0 | 0 | 0 | 0 | 3 | 2 | 0 | .227 |
| Mar 19 | at Texas-2 | *2b | 3 | 0 | 0 | 0 | 0 | 0 | 0 | 0 | 0 | 0 | 0 | 0 | 0 | 0 | 0 | 0 | 3 | 2 | .200 |
| Mar 26 | at Arkansas | *2b | 2 | 0 | 1 | 0 | 0 | 0 | 0 | 1 | 0 | 0 | 0 | 0 | 0 | 0 | 0 | 1 | 4 | 0 | .222 |
| Mar 27 | at Arkansas | *2b | 2 | 0 | 1 | 0 | 0 | 0 | 0 | 0 | 0 | 0 | 0 | 0 | 0 | 0 | 0 | 0 | 3 | 0 | .241 |
| Mar 28 | at Arkansas | *2b | 3 | 0 | 1 | 0 | 0 | 0 | 0 | 0 | 0 | 0 | 0 | 0 | 0 | 0 | 0 | 0 | 5 | 0 | .250 |
| Apr 01 | KENTUCKY | *2b | 2 | 0 | 0 | 0 | 0 | 0 | 0 | 0 | 0 | 0 | 0 | 0 | 0 | 0 | 0 | 2 | 2 | 1 | .235 |
| Apr 02 | KENTUCKY | *2b | 2 | 0 | 0 | 0 | 0 | 0 | 0 | 0 | 0 | 0 | 0 | 0 | 0 | 0 | 0 | 5 | 6 | 0 | .222 |
| Apr 03 | KENTUCKY | *2b | 2 | 0 | 0 | 0 | 0 | 0 | 0 | 0 | 1 | 0 | 0 | 0 | 0 | 0 | 1 | 2 | 0 | 1 | .211 |
| Apr 08 | at Texas A&M | *2b | 2 | 0 | 1 | 0 | 1 | 0 | 0 | 0 | 0 | 0 | 0 | 0 | 0 | 0 | 0 | 1 | 1 | 0 | .225 |
| Apr 09 | at Texas A&M | *2b | 3 | 1 | 1 | 0 | 0 | 0 | 0 | 0 | 0 | 0 | 0 | 0 | 0 | 0 | 0 | 1 | 1 | 0 | .233 |
| Apr 10 | at Texas A&M | *2b | 1 | 0 | 0 | 0 | 0 | 0 | 0 | 2 | 0 | 0 | 0 | 0 | 0 | 0 | 0 | 1 | 1 | 3 | .227 |
| Apr 14 | SOUTH CAROLINA | *2b | 0 | 1 | 0 | 0 | 0 | 0 | 0 | 1 | 0 | 0 | 1 | 0 | 0 | 0 | 0 | 3 | 1 | 0 | .227 |
| Apr 15 | SOUTH CAROLINA | *2b | 1 | 0 | 1 | 0 | 0 | 0 | 0 | 0 | 0 | 0 | 0 | 0 | 0 | 0 | 0 | 3 | 1 | 0 | .244 |
| Apr 16 | SOUTH CAROLINA | *2b | 2 | 0 | 0 | 0 | 0 | 0 | 0 | 0 | 0 | 0 | 0 | 0 | 0 | 0 | 0 | 2 | 2 | 0 | .234 |
| Apr 19 | at McNeese | *2b | 1 | 0 | 0 | 0 | 0 | 0 | 0 | 0 | 0 | 0 | 0 | 1 | 0 | 0 | 0 | 4 | 1 | 0 | .229 |
| Apr 22 | at Georgia | *2b | 4 | 1 | 2 | 1 | 1 | 0 | 1 | 0 | 0 | 0 | 0 | 0 | 0 | 0 | 0 | 2 | 0 | 0 | .250 |
| Apr 23 | at Georgia | *2b | 1 | 1 | 0 | 1 | 0 | 0 | 0 | 3 | 0 | 0 | 0 | 0 | 0 | 0 | 0 | 0 | 4 | 0 | .245 |
| Apr 24 | at Georgia | *2b | 3 | 1 | 1 | 0 | 0 | 0 | 0 | 1 | 0 | 0 | 0 | 0 | 0 | 0 | 0 | 1 | 1 | 0 | .250 |
| Apr 26 | MCNEESE | *2b | 1 | 1 | 1 | 0 | 1 | 0 | 0 | 1 | 0 | 0 | 0 | 0 | 0 | 0 | 0 | 0 | 1 | 0 | .263 |
| Apr 29 | FLORIDA | *2b | 3 | 1 | 1 | 1 | 0 | 0 | 0 | 0 | 0 | 0 | 0 | 0 | 0 | 0 | 0 | 0 | 1 | 0 | .267 |
| Apr 30 | FLORIDA | *2b | 3 | 0 | 0 | 0 | 0 | 0 | 0 | 0 | 0 | 0 | 0 | 0 | 0 | 0 | 0 | 5 | 2 | 1 | .254 |
| May 01 | FLORIDA | *2b | 2 | 0 | 0 | 0 | 0 | 0 | 0 | 0 | 0 | 0 | 1 | 0 | 0 | 0 | 1 | 0 | 2 | 1 | .246 |
| May 06 | at Mississippi St. | *2b | 1 | 0 | 0 | 0 | 0 | 0 | 0 | 1 | 0 | 0 | 0 | 0 | 0 | 0 | 0 | 5 | 3 | 0 | .242 |
| May 07 | at Mississippi St. | *2b | 2 | 0 | 0 | 0 | 0 | 0 | 0 | 0 | 0 | 0 | 0 | 0 | 0 | 0 | 0 | 1 | 4 | 1 | .235 |
| May 08 | at Mississippi St. | *2b | 2 | 0 | 0 | 0 | 0 | 0 | 0 | 0 | 0 | 0 | 0 | 0 | 0 | 0 | 0 | 2 | 1 | 3 | .229 |
| May 11 | vs Mississippi St. | *2b | 2 | 0 | 0 | 0 | 0 | 0 | 0 | 0 | 0 | 0 | 1 | 0 | 0 | 0 | 0 | 1 | 1 | 2 | .222 |
| May 20 | vs San Diego St. | *2b | 1 | 0 | 0 | 0 | 0 | 0 | 0 | 1 | 0 | 1 | 0 | 0 | 0 | 0 | 0 | 3 | 2 | 2 | .219 |
| May 21 | vs Cal St. Fullerton | *2b | 2 | 0 | 0 | 0 | 0 | 0 | 0 | 0 | 0 | 0 | 0 | 0 | 0 | 0 | 1 | 3 | 1 | 1 | .213 |
| Totals | | 50gs | 75 | 15 | 16 | 3 | 4 | 0 | 1 | 17 | 3 | 1 | 8 | 4 | 0 | 1 | 14 | 92 | 91 | 8 | .213 |

On base pct. .410 • Slugging pct. .307

PETERSON'S CAREER STATS

| Year | avg | gp-gs | ab | r | h | 2b | 3b | hr | rbi | tb | slg% | bb | hbp | so | gdp | ob% | sf | sh | sb-att | po | a | e | fld% |
|-------|------|-------|----|----|----|----|----|----|-----|----|------|----|-----|----|-----|------|----|----|--------|----|----|---|------|
| 2022 | .213 | 54-50 | 75 | 15 | 16 | 4 | 0 | 1 | 3 | 23 | .307 | 17 | 8 | 14 | 1 | .410 | 0 | 4 | 3-4 | 92 | 91 | 8 | .958 |
| TOTAL | .213 | 54-50 | 75 | 15 | 16 | 4 | 0 | 1 | 3 | 23 | .307 | 17 | 8 | 14 | 1 | .410 | 0 | 4 | 3-4 | 92 | 91 | 8 | .958 |



ALI KILPONEN

2

Pitcher • 6-0 • Graduate Student • R/R • 4L • Highlands Ranch, Colo. (Valor Christian HS)

SEASON HIGHS

| | |
|-----------------|----------------------------------|
| Innings Pitched | 7.0, Four Times |
| Strikeouts | 10, #19/25 Oregon St. (02/12/23) |
| Batters Faced | 26, at UL-Lafayette (02/26/23) |
| Putouts | N/A |
| Assists | 5, Central Ark. (02/18/23) |
| Caught Stealing | N/A |

Complete bio

Graduate Season (2023)

- Ranks No. 10 all-time with 50 career wins and No. 3 with eight career saves in LSU softball history.
- Has three shutouts this season and is 28 strikeouts shy from breaking into program's top 10.
- Graduated in Fall 2022 with degree in Child & Family Studies with a minor in Social Worker.

2023 SEASON GAME-BY-GAME

| Date | Opponent | Pos | AB | R | H | RBI | 2B | 3B | HR | BB | SB | CS | HBP | SAC | SF | GDP | K | PO | A | E | Avg |
|--------|---------------------|-----|----|---|---|-----|----|----|----|----|----|----|-----|-----|----|-----|---|----|----|---|------|
| Feb 10 | NEW MEXICO | *p | 0 | 0 | 0 | 0 | 0 | 0 | 0 | 0 | 0 | 0 | 0 | 0 | 0 | 0 | 0 | 0 | 1 | 0 | .000 |
| Feb 17 | UTAH | *p | 0 | 0 | 0 | 0 | 0 | 0 | 0 | 0 | 0 | 0 | 0 | 0 | 0 | 0 | 0 | 0 | 2 | 0 | .000 |
| Feb 18 | CENTRAL ARK. | *p | 0 | 0 | 0 | 0 | 0 | 0 | 0 | 0 | 0 | 0 | 0 | 0 | 0 | 0 | 0 | 0 | 5 | 0 | .000 |
| Feb 26 | at ULL | *p | 0 | 0 | 0 | 0 | 0 | 0 | 0 | 0 | 0 | 0 | 0 | 0 | 0 | 0 | 0 | 0 | 3 | 0 | .000 |
| Mar 03 | vs Michigan | *p | 0 | 0 | 0 | 0 | 0 | 0 | 0 | 0 | 0 | 0 | 0 | 0 | 0 | 0 | 0 | 0 | 1 | 1 | .000 |
| Mar 03 | vs Loyola Marymount | p | 0 | 0 | 0 | 0 | 0 | 0 | 0 | 0 | 0 | 0 | 0 | 0 | 0 | 0 | 0 | 0 | 1 | 0 | .000 |
| Totals | | 5gs | 0 | 0 | 0 | 0 | 0 | 0 | 0 | 0 | 0 | 0 | 0 | 0 | 0 | 0 | 0 | 0 | 13 | 1 | .000 |

On base pct. .000 • Slugging pct. .000

#2 Ali Kilponen - 11 appearances (All games)

| Date | Opponent | GS | IP | H | R | ER | BB | SO | 2B | 3B | HR | WP | BK | HBP | IBB | Score | W-L | Sv | ERA | NP |
|--------|---------------------|----|------|----|----|----|----|----|----|----|----|----|----|-----|-----|-------|-----|----|------|-----|
| Feb 10 | NEW MEXICO | * | 6.0 | 5 | 3 | 3 | 1 | 7 | 0 | 0 | 2 | 1 | 0 | 0 | 0 | 11-3 | 1-0 | 0 | 3.50 | 116 |
| Feb 12 | OREGON ST. | * | 7.0 | 2 | 0 | 0 | 3 | 10 | 0 | 0 | 0 | 0 | 0 | 0 | 0 | 3-0 | 2-0 | 0 | 1.62 | 96 |
| Feb 17 | UTAH | * | 3.2 | 6 | 3 | 3 | 1 | 1 | 2 | 0 | 2 | 0 | 0 | 0 | 0 | 6-4 | 2-0 | 0 | 2.52 | 67 |
| Feb 18 | CENTRAL ARK. | * | 7.0 | 3 | 0 | 0 | 1 | 8 | 0 | 0 | 0 | 0 | 0 | 0 | 0 | 1-0 | 3-0 | 0 | 1.77 | 103 |
| Feb 19 | CENTRAL ARK. | * | 2.2 | 1 | 0 | 0 | 0 | 2 | 0 | 0 | 0 | 0 | 0 | 0 | 0 | 3-1 | 3-0 | 1 | 1.59 | 33 |
| Feb 21 | at Louisiana Tech | * | 0.1 | 0 | 0 | 0 | 0 | 1 | 0 | 0 | 0 | 0 | 0 | 0 | 0 | 3-1 | 3-0 | 2 | 1.58 | 4 |
| Feb 22 | at ULM | * | 1.2 | 2 | 3 | 3 | 3 | 2 | 0 | 0 | 0 | 1 | 0 | 0 | 0 | 9-3 | 3-0 | 2 | 2.22 | 44 |
| Feb 26 | at ULL | * | 7.0 | 5 | 1 | 1 | 2 | 4 | 1 | 0 | 0 | 1 | 0 | 0 | 0 | 4-1 | 4-0 | 2 | 1.98 | 85 |
| Mar 03 | vs Michigan | * | 7.0 | 4 | 0 | 0 | 0 | 7 | 0 | 0 | 0 | 0 | 0 | 0 | 0 | 2-0 | 5-0 | 2 | 1.65 | 97 |
| Mar 03 | vs Loyola Marymount | * | 0.1 | 0 | 0 | 0 | 1 | 0 | 0 | 0 | 0 | 0 | 0 | 0 | 0 | 6-5 | 5-0 | 3 | 1.64 | 8 |
| Mar 05 | vs Cal Poly | * | 1.2 | 2 | 0 | 0 | 0 | 2 | 0 | 0 | 0 | 0 | 0 | 0 | 0 | 12-4 | 6-0 | 3 | 1.58 | 32 |
| Totals | | 7 | 44.1 | 30 | 10 | 10 | 12 | 44 | 3 | 0 | 4 | 3 | 0 | 0 | 0 | 60-22 | 6-0 | 3 | 1.58 | - |

CAREER HIGHS

| | |
|-----------------|----------------------------|
| Innings Pitched | 9.0, #9 Florida (05/01/22) |
| Strikeouts | 15, Campbell (03/07/20) |
| Batters Faced | 40, #9 Florida (05/01/22) |
| Putouts | 1, Three Times |
| Assists | 5, Central Ark. (02/18/23) |
| Caught Stealing | 1, Purdue (02/26/22) |
| | #15 ULL (05/23/21) |

KILPONEN'S CAREER STATS

| Year | avg | gp-gs | ab | r | h | 2b | 3b | hr | rbi | tb | slg% | bb | hbp | so | gdp | ob% | sf | sh | sb-att | po | a | e | fld% |
|-------|------|-------|----|---|---|----|----|----|-----|----|------|----|-----|----|-----|------|----|----|--------|----|----|---|-------|
| 2019 | .000 | 2-2 | 0 | 0 | 0 | 0 | 0 | 0 | 0 | 0 | .000 | 0 | 0 | 0 | 0 | .000 | 0 | 0 | 0-0 | 0 | 5 | 0 | 1.000 |
| 2020 | .000 | 0-0 | 0 | 0 | 0 | 0 | 0 | 0 | 0 | 0 | .000 | 0 | 0 | 0 | 0 | .000 | 0 | 0 | 0-0 | 0 | 3 | 0 | 1.000 |
| 2021 | .000 | 33-16 | 0 | 0 | 0 | 0 | 0 | 0 | 0 | 0 | .000 | 0 | 0 | 0 | 0 | .000 | 0 | 0 | 0-0 | 3 | 33 | 5 | .878 |
| 2022 | .000 | 0-0 | 0 | 0 | 0 | 0 | 0 | 0 | 0 | 0 | .000 | 0 | 0 | 0 | 0 | .000 | 0 | 0 | 0-0 | 0 | 27 | 1 | .964 |
| 2023 | .000 | 0-0 | 0 | 0 | 0 | 0 | 0 | 0 | 0 | 0 | .000 | 0 | 0 | 0 | 0 | .000 | 0 | 0 | 0-0 | 0 | 13 | 1 | .929 |
| TOTAL | .000 | 35-18 | 0 | 0 | 0 | 0 | 0 | 0 | 0 | 0 | .000 | 0 | 0 | 0 | 0 | .000 | 0 | 0 | 0-0 | 3 | 81 | 7 | .923 |

| Year | era | w-l | app | gs | cq | sho | sv | ip | h | r | er | bb | so | 2b | 3b | hr | bf | bavg | wp | hbp | bk | sfa | sha |
|-------|------|-------|-----|----|----|------|----|-------|-----|-----|-----|-----|-----|----|----|----|------|------|----|-----|----|-----|-----|
| 2019 | 3.55 | 5-3 | 15 | 7 | 3 | 2/0 | 0 | 47.1 | 41 | 26 | 24 | 20 | 44 | 9 | 1 | 9 | 209 | .228 | 2 | 5 | 0 | 3 | 1 |
| 2020 | 0.58 | 6-1 | 9 | 6 | 4 | 2/2 | 2 | 36.0 | 15 | 3 | 3 | 15 | 49 | 5 | 0 | 0 | 138 | .125 | 4 | 1 | 0 | 0 | 2 |
| 2021 | 2.00 | 15-9 | 33 | 16 | 10 | 1/0 | 2 | 139.2 | 100 | 62 | 40 | 46 | 124 | 13 | 2 | 13 | 580 | .195 | 5 | 8 | 0 | 5 | 9 |
| 2022 | 2.29 | 18-9 | 33 | 22 | 17 | 5/1 | 1 | 171.1 | 140 | 72 | 56 | 79 | 145 | 16 | 0 | 12 | 739 | .219 | 20 | 5 | 0 | 5 | 10 |
| 2023 | 1.58 | 6-0 | 11 | 7 | 5 | 3/0 | 3 | 44.1 | 30 | 10 | 10 | 12 | 44 | 3 | 0 | 4 | 173 | .190 | 3 | 0 | 0 | 1 | 2 |
| TOTAL | 2.12 | 50-22 | 101 | 58 | 39 | 13/3 | 8 | 438.2 | 326 | 173 | 133 | 172 | 406 | 46 | 3 | 38 | 1839 | .203 | 34 | 19 | 0 | 14 | 24 |



MAIA TOWNSEND

3

Outfield • 5-9 • Freshman • L/R • HS • Morris, Ala. (Mortimer Jordan HS)

| SEASON HIGHS | |
|-----------------|---|
| Hits | 1, A&M-Corpus Christi (02/24/23) |
| Doubles | N/A |
| Triples | N/A |
| Home Runs | N/A |
| Total Bases | 1, A&M-Corpus Christi (02/24/23) |
| RBI's | N/A |
| Runs Scored | 1, Four Times |
| Walks | N/A |
| Hit By Pitch | N/A |
| Sacrifice Flies | N/A |
| Sac Hits | N/A |
| At Bats | 2, A&M-Corpus Christi (02/25/23) A&M-Corpus Christi (02/24/23) |
| Stolen Bases | 1, A&M-Corpus Christi (02/25/23) |
| Putouts | N/A |
| Assists | N/A |

| CAREER HIGHS | |
|-----------------|---|
| Hits | 1, A&M-Corpus Christi (02/24/23) |
| Doubles | N/A |
| Triples | N/A |
| Home Runs | N/A |
| Total Bases | 1, A&M-Corpus Christi (02/24/23) |
| RBI's | N/A |
| Runs Scored | 1, Four Times |
| Walks | N/A |
| Hit By Pitch | N/A |
| Sacrifice Flies | N/A |
| Sac Hits | N/A |
| At Bats | 2, A&M-Corpus Christi (02/25/23) A&M-Corpus Christi (02/24/23) |
| Stolen Bases | 1, A&M-Corpus Christi (02/25/23) |
| Putouts | N/A |
| Assists | N/A |

[Complete bio](#)

Freshman Season (2023)

- Registered first career hit against A&M-Corpus Christi on Feb. 24.
- Scored first career run against New Mexico as a pinch runner (Feb. 11).
- Daughter of Marla Townsend who was a college softball coach at UAB for 18 seasons from 1998-2017.

2023 SEASON GAME-BY-GAME

| Date | Opponent | Pos | AB | R | H | RBI | 2B | 3B | HR | BB | SB | CS | HBP | SAC | SF | GDP | K | PO | A | E | Avg |
|--------|-------------------|-------|----|---|---|-----|----|----|----|----|----|----|-----|-----|----|-----|---|----|---|---|------|
| Feb 10 | NEW MEXICO | pr | 0 | 0 | 0 | 0 | 0 | 0 | 0 | 0 | 0 | 0 | 0 | 0 | 0 | 0 | 0 | 0 | 0 | 0 | .000 |
| Feb 11 | NEW MEXICO | pr | 0 | 1 | 0 | 0 | 0 | 0 | 0 | 0 | 0 | 0 | 0 | 0 | 0 | 0 | 0 | 0 | 0 | 0 | .000 |
| Feb 17 | OHIO | pr | 0 | 0 | 0 | 0 | 0 | 0 | 0 | 0 | 0 | 0 | 0 | 0 | 0 | 0 | 0 | 0 | 0 | 0 | .000 |
| Feb 17 | UTAH | pr | 0 | 1 | 0 | 0 | 0 | 0 | 0 | 0 | 0 | 0 | 0 | 0 | 0 | 0 | 0 | 0 | 0 | 0 | .000 |
| Feb 18 | UTAH | pr | 0 | 0 | 0 | 0 | 0 | 0 | 0 | 0 | 0 | 0 | 0 | 0 | 0 | 0 | 0 | 0 | 0 | 0 | .000 |
| Feb 19 | CENTRAL ARK. | pr | 0 | 0 | 0 | 0 | 0 | 0 | 0 | 0 | 0 | 0 | 0 | 0 | 0 | 0 | 0 | 0 | 0 | 0 | .000 |
| Feb 21 | at Louisiana Tech | pr | 0 | 0 | 0 | 0 | 0 | 0 | 0 | 0 | 0 | 0 | 0 | 0 | 0 | 0 | 0 | 0 | 0 | 0 | .000 |
| Feb 22 | at ULM | pr | 0 | 1 | 0 | 0 | 0 | 0 | 0 | 0 | 0 | 0 | 0 | 0 | 0 | 0 | 0 | 0 | 0 | 0 | .000 |
| Feb 24 | A&M-CORPUS CHRIS | ph/pr | 2 | 1 | 1 | 0 | 0 | 0 | 0 | 0 | 0 | 0 | 0 | 0 | 0 | 0 | 1 | 0 | 0 | 0 | .500 |
| Feb 25 | ULL | pr | 0 | 0 | 0 | 0 | 0 | 0 | 0 | 0 | 0 | 0 | 0 | 0 | 0 | 0 | 0 | 0 | 0 | 0 | .500 |
| Feb 25 | A&M-CORPUS CHRIS | ph/of | 2 | 0 | 0 | 0 | 0 | 0 | 0 | 0 | 0 | 0 | 0 | 0 | 0 | 0 | 1 | 1 | 0 | 0 | .250 |
| Feb 26 | at ULL | pr | 0 | 0 | 0 | 0 | 0 | 0 | 0 | 0 | 0 | 0 | 0 | 0 | 0 | 0 | 0 | 0 | 0 | 0 | .250 |
| Mar 04 | vs San Jose St. | ph | 1 | 0 | 0 | 0 | 0 | 0 | 0 | 0 | 0 | 0 | 0 | 0 | 0 | 0 | 0 | 0 | 0 | 0 | .200 |
| Totals | | ogs | 5 | 4 | 1 | 0 | 0 | 0 | 0 | 0 | 0 | 0 | 0 | 0 | 0 | 0 | 2 | 1 | 0 | 0 | .200 |

On base pct. .200 • Slugging pct. .200

TOWNSEND'S CAREER STATS

| Year | avg | gp-gs | ab | r | h | 2b | 3b | hr | rbi | tb | slg% | bb | hbp | so | gdp | ob% | sf | sh | sb-att | po | a | e | fld% |
|-------|------|-------|----|---|---|----|----|----|-----|----|------|----|-----|----|-----|------|----|----|--------|----|---|---|-------|
| 2023 | .200 | 13-0 | 5 | 4 | 1 | 0 | 0 | 0 | 0 | 1 | .200 | 0 | 0 | 2 | 0 | .200 | 0 | 0 | 0-0 | 1 | 0 | 0 | 1.000 |
| TOTAL | .200 | 13-0 | 5 | 4 | 1 | 0 | 0 | 0 | 0 | 1 | .200 | 0 | 0 | 2 | 0 | .200 | 0 | 0 | 0-0 | 1 | 0 | 0 | 1.000 |



MCKENZIE REDOUTEY

4

Outfield • 5-6 • Sophomore • L/L • 1L • Franklin, N.C. (Franklin HS)

SEASON HIGHS

| | |
|-----------------|--|
| Hits | 2, Four Times |
| Doubles | 1, Four Times |
| Triples | 1, Ohio (02/17/23) |
| Home Runs | 2, at Louisiana Tech (02/21/23) |
| Total Bases | 8, at Louisiana Tech (02/21/23) |
| RBI's | 2, Four Times |
| Runs Scored | 3, vs. San Jose St. (03/04/23) |
| Walks | 2, at ULM (02/22/23) Utah (02/17/23) |
| Hit By Pitch | 1, at UL-Lafayette (02/26/23) |
| Sacrifice Flies | N/A |
| Sac Hits | 1, vs. Minnesota (03/04/23) |
| At Bats | 5, vs. San Jose St. (03/04/23) |
| Stolen Bases | 1, vs. Minnesota (03/04/23) New Mexico (02/10/23) |
| Putouts | 2, Six Times |
| Assists | 1, UL-Lafayette (02/25/23) |

CAREER HIGHS

| | |
|-----------------|--|
| Hits | 3 at Texas (03/19/22) |
| Doubles | 1, 15 Times |
| Triples | 1, Ohio (02/17/23) |
| Home Runs | 2, at Louisiana Tech (02/21/23) |
| Total Bases | 8, at Louisiana Tech (02/21/23) |
| RBI's | 3 at #14 Georgia (04/22/22) vs. #7 Oklahoma St. (02/18/22) |
| Runs Scored | 3, vs. San Jose St. (03/04/23) Stephen F. Austin (02/25/22) |
| Walks | 2, Five Times |
| Hit By Pitch | 1, Three Times |
| Sacrifice Flies | 1, Stephen F. Austin (02/25/22) |
| Sac Hits | 1, Three Times |
| At Bats | 5, vs. San Jose St. (03/04/23) |
| Stolen Bases | 1, Three Times |
| Putouts | 6 vs. Oklahoma St. (02/18/22) |
| Assists | 1, UL-Lafayette (02/25/23) Drake (02/25/22) |

Complete bio

Sophomore Season (2023)

- Logged her seventh career multi-hit and multi-RBI game with two home runs at Louisiana Tech (Feb. 22).
- Went 2-for-3 against Ohio (Feb. 17) where she hit a double and her first career triple.

2023 SEASON GAME-BY-GAME

| Date | Opponent | Pos | AB | R | H | RBI | 2B | 3B | HR | BB | SB | CS | HBP | SAC | SF | GDP | K | PO | A | E | Avg |
|--------|---------------------|------|----|----|----|-----|----|----|----|----|----|----|-----|-----|----|-----|----|----|---|---|------|
| Feb 10 | NEW MEXICO | *of | 3 | 0 | 0 | 0 | 0 | 0 | 0 | 1 | 1 | 0 | 0 | 0 | 0 | 0 | 0 | 0 | 0 | 0 | .000 |
| Feb 11 | OREGON ST. | *of | 3 | 1 | 2 | 2 | 0 | 0 | 0 | 0 | 0 | 0 | 0 | 0 | 0 | 0 | 0 | 0 | 0 | 0 | .333 |
| Feb 11 | NEW MEXICO | *of | 4 | 0 | 0 | 0 | 0 | 0 | 0 | 0 | 0 | 0 | 0 | 0 | 0 | 0 | 0 | 0 | 0 | 0 | .200 |
| Feb 12 | OREGON ST. | *of | 3 | 1 | 1 | 0 | 0 | 0 | 0 | 0 | 0 | 0 | 0 | 0 | 0 | 0 | 1 | 1 | 0 | 0 | .231 |
| Feb 12 | NICHOLLS | *of | 3 | 0 | 1 | 0 | 0 | 0 | 0 | 0 | 0 | 0 | 0 | 0 | 0 | 0 | 1 | 2 | 0 | 0 | .250 |
| Feb 17 | OHIO | *of | 3 | 0 | 2 | 0 | 1 | 1 | 0 | 0 | 0 | 0 | 0 | 0 | 0 | 0 | 0 | 1 | 0 | 0 | .316 |
| Feb 17 | UTAH | *of | 1 | 1 | 0 | 0 | 0 | 0 | 0 | 2 | 0 | 0 | 0 | 0 | 0 | 0 | 0 | 0 | 0 | 0 | .300 |
| Feb 18 | UTAH | *of | 2 | 0 | 1 | 2 | 1 | 0 | 0 | 0 | 0 | 0 | 0 | 0 | 0 | 0 | 0 | 0 | 0 | 0 | .318 |
| Feb 18 | CENTRAL ARK. | *of | 2 | 0 | 0 | 0 | 0 | 0 | 0 | 0 | 0 | 0 | 0 | 0 | 0 | 0 | 1 | 0 | 0 | 0 | .292 |
| Feb 19 | CENTRAL ARK. | *of | 3 | 1 | 1 | 0 | 1 | 0 | 0 | 0 | 0 | 0 | 0 | 0 | 0 | 0 | 0 | 2 | 0 | 0 | .296 |
| Feb 21 | at Louisiana Tech | *of | 3 | 2 | 2 | 2 | 0 | 0 | 2 | 0 | 0 | 0 | 0 | 0 | 0 | 0 | 0 | 1 | 0 | 0 | .333 |
| Feb 22 | at ULM | *of | 3 | 0 | 0 | 0 | 0 | 0 | 2 | 0 | 0 | 0 | 0 | 0 | 0 | 0 | 0 | 0 | 0 | 0 | .303 |
| Feb 24 | A&M-CORPUS CHRIS | *of | 2 | 0 | 0 | 0 | 0 | 0 | 0 | 0 | 0 | 0 | 0 | 0 | 0 | 0 | 1 | 0 | 0 | 0 | .286 |
| Feb 25 | ULL | *of | 4 | 1 | 1 | 0 | 0 | 0 | 0 | 0 | 0 | 0 | 0 | 0 | 0 | 0 | 0 | 3 | 0 | 1 | .282 |
| Feb 25 | A&M-CORPUS CHRIS | *of | 2 | 2 | 1 | 0 | 0 | 0 | 0 | 0 | 0 | 0 | 0 | 0 | 0 | 0 | 0 | 0 | 0 | 0 | .293 |
| Feb 26 | at ULL | *of | 3 | 1 | 0 | 0 | 0 | 0 | 0 | 0 | 0 | 0 | 1 | 0 | 0 | 0 | 0 | 1 | 1 | 0 | .273 |
| Mar 03 | vs Michigan | *of | 3 | 0 | 0 | 0 | 0 | 0 | 0 | 0 | 0 | 0 | 0 | 0 | 0 | 0 | 0 | 1 | 0 | 0 | .255 |
| Mar 03 | vs Loyola Marymount | *of | 4 | 0 | 0 | 0 | 0 | 0 | 0 | 0 | 0 | 0 | 0 | 0 | 0 | 0 | 1 | 2 | 0 | 0 | .235 |
| Mar 04 | vs Minnesota | *of | 2 | 1 | 1 | 1 | 0 | 0 | 1 | 0 | 1 | 0 | 0 | 1 | 0 | 0 | 0 | 2 | 0 | 0 | .245 |
| Mar 04 | vs San Jose St. | *of | 5 | 3 | 2 | 0 | 1 | 0 | 0 | 0 | 0 | 0 | 0 | 0 | 0 | 0 | 0 | 1 | 0 | 0 | .259 |
| Mar 05 | vs Cal Poly | *of | 2 | 2 | 1 | 2 | 0 | 0 | 1 | 1 | 0 | 0 | 0 | 0 | 0 | 0 | 0 | 0 | 0 | 0 | .267 |
| Totals | | 21gs | 60 | 16 | 16 | 9 | 4 | 1 | 4 | 7 | 2 | 0 | 1 | 1 | 0 | 0 | 11 | 16 | 1 | 0 | .267 |

On base pct. .353 • Slugging pct. .567

REDOUTEY'S CAREER STATS

| Year | avg | gp-gs | ab | r | h | 2b | 3b | hr | rbi | tb | slg% | bb | hbp | so | gdp | ob% | sf | sh | sb-att | po | a | e | fld% |
|-------|------|-------|-----|----|----|----|----|----|-----|----|------|----|-----|----|-----|------|----|----|--------|----|---|---|-------|
| 2022 | .242 | 48-35 | 91 | 22 | 22 | 11 | 0 | 3 | 19 | 42 | .462 | 26 | 2 | 21 | 0 | .417 | 1 | 2 | 1-1 | 32 | 1 | 3 | .917 |
| 2023 | .267 | 21-21 | 60 | 16 | 16 | 4 | 1 | 4 | 9 | 34 | .567 | 7 | 1 | 11 | 0 | .353 | 0 | 1 | 2-2 | 16 | 1 | 0 | 1.000 |
| TOTAL | .252 | 69-56 | 151 | 38 | 38 | 15 | 1 | 7 | 28 | 76 | .503 | 33 | 3 | 32 | 0 | .394 | 1 | 3 | 3-3 | 48 | 2 | 3 | .943 |



EMMA STROOD

5

Pitcher/Utility • 6-0 • Freshman • R/R • HS • League City, Texas (Clear Springs HS)

| SEASON HIGHS | |
|-----------------|----------------------------------|
| Hits | N/A |
| Doubles | N/A |
| Triples | N/A |
| Home Runs | N/A |
| Total Bases | N/A |
| RBI's | N/A |
| Runs Scored | N/A |
| Walks | N/A |
| Hit By Pitch | N/A |
| Sacrifice Flies | N/A |
| Sac Hits | N/A |
| At Bats | 1, A&M-Corpus Christi (02/25/23) |
| Stolen Bases | N/A |
| Innings Pitched | 1.0, vs. San Jose St. (03/04/23) |
| Strikeouts | 1, vs. San Jose St. (03/04/23) |
| Batters Faced | 9, vs. San Jose St. (03/04/23) |
| Putouts | N/A |
| Assists | 1, vs. San Jose St. (03/04/23) |
| Caught Stealing | N/A |

| CAREER HIGHS | |
|-----------------|----------------------------------|
| Hits | N/A |
| Doubles | N/A |
| Triples | N/A |
| Home Runs | N/A |
| Total Bases | N/A |
| RBI's | N/A |
| Runs Scored | N/A |
| Walks | N/A |
| Hit By Pitch | N/A |
| Sacrifice Flies | N/A |
| Sac Hits | N/A |
| At Bats | 1, A&M-Corpus Christi (02/25/23) |
| Stolen Bases | N/A |
| Innings Pitched | 1.0, vs. San Jose St. (03/04/23) |
| Strikeouts | 1, vs. San Jose St. (03/04/23) |
| Batters Faced | 9, vs. San Jose St. (03/04/23) |
| Putouts | N/A |
| Assists | 1, vs. San Jose St. (03/04/23) |
| Caught Stealing | N/A |

Complete bio

Freshman Season (2023)

- Logged combined shutout in first collegiate appearance against A&M-Corpus Christi (Feb. 24).
- Ranked as No. 10 recruit in the country by Softball America.
- Tabbed All-Galveston Co-Player of the Year and finished 28-4 in the circle with a 0.98 ERA.

2023 SEASON GAME-BY-GAME

| Date | Opponent | Pos | AB | R | H | RBI | 2B | 3B | HR | BB | SB | CS | HBP | SAC | SF | GDP | K | PO | A | E | Avg |
|--------|------------------|-----|----|---|---|-----|----|----|----|----|----|----|-----|-----|----|-----|---|----|---|---|------|
| Feb 25 | A&M-CORPUS CHRIS | ph | 1 | 0 | 0 | 0 | 0 | 0 | 0 | 0 | 0 | 0 | 0 | 0 | 0 | 0 | 0 | 0 | 0 | 0 | .000 |
| Mar 04 | vs San Jose St. | p | 0 | 0 | 0 | 0 | 0 | 0 | 0 | 0 | 0 | 0 | 0 | 0 | 0 | 0 | 0 | 0 | 1 | 0 | .000 |
| Totals | | ogs | 1 | 0 | 0 | 0 | 0 | 0 | 0 | 0 | 0 | 0 | 0 | 0 | 0 | 0 | 0 | 0 | 1 | 0 | .000 |

On base pct. .000 • Slugging pct. .000

#5 Emma Strood - 2 appearances (All games)

| Date | Opponent | GS | IP | H | R | ER | BB | SO | 2B | 3B | HR | WP | BK | HBP | IBB | Score | W-L | Sv | ERA | NP |
|--------|------------------|----|-----|---|---|----|----|----|----|----|----|----|----|-----|-----|-------|-----|----|-------|----|
| Feb 24 | A&M-CORPUS CHRIS | | 1.0 | 1 | 0 | 0 | 0 | 1 | 0 | 0 | 0 | 1 | 0 | 0 | 0 | 11-0 | 0-0 | 0 | 0.00 | 8 |
| Mar 04 | vs San Jose St. | | 1.0 | 2 | 4 | 3 | 2 | 1 | 0 | 0 | 0 | 1 | 0 | 0 | 0 | 12-6 | 0-0 | 0 | 10.50 | 38 |
| Totals | | 0 | 2.0 | 3 | 4 | 3 | 2 | 2 | 0 | 0 | 0 | 2 | 0 | 0 | 0 | 23-6 | 0-0 | 0 | 10.50 | - |

STROOD'S CAREER STATS

| Year | avg | gp-gs | ab | r | h | 2b | 3b | hr | rbi | tb | slg% | bb | hbp | so | gdp | ob% | sf | sh | sb-att | po | a | e | fld% |
|-------|------|-------|----|---|---|----|----|----|-----|----|------|----|-----|----|-----|------|----|----|--------|----|---|---|-------|
| 2023 | .000 | 1-0 | 1 | 0 | 0 | 0 | 0 | 0 | 0 | 0 | .000 | 0 | 0 | 0 | 0 | .000 | 0 | 0 | 0-0 | 0 | 1 | 0 | 1.000 |
| TOTAL | .000 | 1-0 | 1 | 0 | 0 | 0 | 0 | 0 | 0 | 0 | .000 | 0 | 0 | 0 | 0 | .000 | 0 | 0 | 0-0 | 0 | 1 | 0 | 1.000 |

| Year | era | w-l | app | gs | cq | sho | sv | ip | h | r | er | bb | so | 2b | 3b | hr | bf | bavg | wp | hbp | bk | sfa | sha |
|-------|-------|-----|-----|----|----|-----|----|-----|---|---|----|----|----|----|----|----|----|------|----|-----|----|-----|-----|
| 2023 | 10.50 | 0-0 | 2 | 0 | 0 | 0/1 | 0 | 2.0 | 3 | 4 | 3 | 2 | 2 | 0 | 0 | 0 | 13 | .300 | 2 | 0 | 0 | 0 | 1 |
| TOTAL | 10.50 | 0-0 | 2 | 0 | 0 | 0/1 | 0 | 2.0 | 3 | 4 | 3 | 2 | 2 | 0 | 0 | 0 | 13 | .300 | 2 | 0 | 0 | 0 | 1 |



ABIGAIL SAVOY

6

Infield • 5-8 • Freshman • L/L • HS • Branch, La. (Notre Dame HS)

SEASON HIGHS

| | |
|-----------------|----------------------------|
| Hits | N/A |
| Doubles | N/A |
| Triples | N/A |
| Home Runs | N/A |
| Total Bases | N/A |
| RBI's | N/A |
| Runs Scored | 1, San Jose St. (03/04/23) |
| Walks | 1, San Jose St. (03/04/23) |
| Hit By Pitch | N/A |
| Sacrifice Flies | N/A |
| Sac Hits | N/A |
| At Bats | 1, Four Times |
| Stolen Bases | N/A |
| Putouts | N/A |
| Assists | N/A |

CAREER HIGHS

| | |
|-----------------|----------------------------|
| Hits | N/A |
| Doubles | N/A |
| Triples | N/A |
| Home Runs | N/A |
| Total Bases | N/A |
| RBI's | N/A |
| Runs Scored | 1, San Jose St. (03/04/23) |
| Walks | 1, San Jose St. (03/04/23) |
| Hit By Pitch | N/A |
| Sacrifice Flies | N/A |
| Sac Hits | N/A |
| At Bats | 1, Four Times |
| Stolen Bases | N/A |
| Putouts | N/A |
| Assists | N/A |

Complete bio

Freshman Season (2023)

- Played at Notre Dame High School where she helped the program win three State Championship Titles.
- Was nation's RBI leader last year as a senior with 81 RBIs with a .556 batting average and 24 homers.
- Was high school teammates with Maci Bergeron.

2023 SEASON GAME-BY-GAME

| Date | Opponent | Pos | AB | R | H | RBI | 2B | 3B | HR | BB | SB | CS | HBP | SAC | SF | GDP | K | PO | A | E | Avg |
|--------|------------------|-------|----|---|---|-----|----|----|----|----|----|----|-----|-----|----|-----|---|----|---|---|------|
| Feb 22 | at ULM | ph | 1 | 0 | 0 | 0 | 0 | 0 | 0 | 0 | 0 | 0 | 0 | 0 | 0 | 0 | 1 | 0 | 0 | 0 | .000 |
| Feb 24 | A&M-CORPUS CHRIS | ph | 1 | 0 | 0 | 0 | 0 | 0 | 0 | 0 | 0 | 0 | 0 | 0 | 0 | 0 | 0 | 0 | 0 | 0 | .000 |
| Feb 25 | A&M-CORPUS CHRIS | ph | 1 | 0 | 0 | 0 | 0 | 0 | 0 | 0 | 0 | 0 | 0 | 0 | 0 | 0 | 0 | 0 | 0 | 0 | .000 |
| Mar 04 | vs San Jose St. | ph/dh | 0 | 1 | 0 | 0 | 0 | 0 | 0 | 1 | 0 | 0 | 0 | 0 | 0 | 0 | 0 | 0 | 0 | 0 | .000 |
| Mar 05 | vs Cal Poly | ph | 1 | 0 | 0 | 0 | 0 | 0 | 0 | 0 | 0 | 0 | 0 | 0 | 0 | 0 | 0 | 0 | 0 | 0 | .000 |
| Totals | | Ogs | 4 | 1 | 0 | 0 | 0 | 0 | 0 | 1 | 0 | 0 | 0 | 0 | 0 | 0 | 1 | 0 | 0 | 0 | .000 |

On base pct. .200 • Slugging pct. .000

SAVOY'S CAREER STATS

| Year | avg | gp-gs | ab | r | h | 2b | 3b | hr | rbi | tb | slg% | bb | hbp | so | gdp | ob% | sf | sh | sb-att | po | a | e | fld% |
|-------|------|-------|----|---|---|----|----|----|-----|----|------|----|-----|----|-----|------|----|----|--------|----|---|---|------|
| 2023 | .000 | 5-0 | 4 | 1 | 0 | 0 | 0 | 0 | 0 | 0 | .000 | 1 | 0 | 1 | 0 | .200 | 0 | 0 | 0-0 | 0 | 0 | 0 | .000 |
| TOTAL | .000 | 5-0 | 4 | 1 | 0 | 0 | 0 | 0 | 0 | 0 | .000 | 1 | 0 | 1 | 0 | .200 | 0 | 0 | 0-0 | 0 | 0 | 0 | .000 |



SAVANNAH STEWART

8

Outfielder • 5-8 • Graduate Student • L/R • 4L • Marietta, Ga. (Hilgrove HS)

SEASON HIGHS

| | |
|-----------------|----------------------------------|
| Hits | 2, Nicholls (02/12/23) |
| Doubles | N/A |
| Triples | N/A |
| Home Runs | 1, A&M-Corpus Christi (02/24/23) |
| Total Bases | 4, A&M-Corpus Christi (02/24/23) |
| RBIs | 3, A&M-Corpus Christi (02/24/23) |
| Runs Scored | 2, A&M-Corpus Christi (02/24/23) |
| Walks | 2, vs. San Jose St. (03/04/23) |
| Hit By Pitch | 1, A&M-Corpus Christi (02/25/23) |
| Sacrifice Flies | 1, Ohio (02/17/23) |
| Sac Hits | N/A |
| At Bats | 3, Six Times |
| Stolen Bases | 1, #19/25 Oregon St. (02/11/23) |
| Putouts | 3, vs. San Jose St. (03/04/23) |
| Assists | 1, at UL-Lafayette (02/26/23) |

CAREER HIGHS

| | |
|-----------------|----------------------------------|
| Hits | 3 at Northwestern St. (03/05/19) |
| Doubles | 2, #4 Alabama (05/03/19) |
| Triples | 1, Four Times |
| Home Runs | 1, A&M-Corpus Christi (02/24/23) |
| Total Bases | 5, South Alabama (03/10/20) |
| RBIs | 3, A&M-Corpus Christi (02/24/23) |
| Runs Scored | 2, 10 Times |
| Walks | 2, Four Times |
| Hit By Pitch | 1, A&M-Corpus Christi (02/25/23) |
| Sacrifice Flies | 1, Three Times |
| Sac Hits | 1, Three Times |
| At Bats | 6, Texas Tech (05/18/19) |
| Stolen Bases | 1, Nine Times |
| Putouts | 7, Texas Tech (05/18/19) |
| Assists | 1, Five Times |

Complete bio

Graduate Season (2023)

- Had career-high three RBIs vs. A&M Corpus Christi (Feb. 24) after hitting first career home run.
- One of six graduate students on LSU's 2023 roster.
- A three-time SEC Academic Honor Roll recipient and a 2021-22 NFCA All-America Scholar-Athlete.

2023 SEASON GAME-BY-GAME

| Date | Opponent | Pos | AB | R | H | RBI | 2B | 3B | HR | BB | SB | CS | HBP | SAC | SF | GDP | K | PO | A | E | Avg |
|--------|---------------------|-----|----|---|---|-----|----|----|----|----|----|----|-----|-----|----|-----|---|----|---|---|------|
| Feb 11 | OREGON ST. | *dh | 3 | 0 | 0 | 0 | 0 | 0 | 0 | 0 | 1 | 0 | 0 | 0 | 0 | 0 | 0 | 0 | 0 | 0 | .000 |
| Feb 12 | NICHOLLS | *of | 3 | 1 | 2 | 0 | 0 | 0 | 0 | 0 | 0 | 0 | 0 | 0 | 0 | 0 | 0 | 1 | 0 | 0 | .333 |
| Feb 17 | OHIO | *of | 2 | 1 | 1 | 1 | 0 | 0 | 0 | 0 | 0 | 0 | 0 | 0 | 1 | 0 | 0 | 0 | 0 | 0 | .375 |
| Feb 18 | CENTRAL ARK. | ph | 1 | 0 | 0 | 0 | 0 | 0 | 0 | 0 | 0 | 0 | 0 | 0 | 0 | 0 | 0 | 0 | 0 | 0 | .333 |
| Feb 19 | CENTRAL ARK. | *of | 3 | 0 | 0 | 0 | 0 | 0 | 0 | 0 | 0 | 0 | 0 | 0 | 0 | 0 | 1 | 0 | 0 | 0 | .250 |
| Feb 24 | A&M-CORPUS CHRIS | *of | 2 | 2 | 1 | 3 | 0 | 0 | 1 | 0 | 0 | 0 | 0 | 0 | 0 | 0 | 0 | 1 | 0 | 0 | .286 |
| Feb 25 | A&M-CORPUS CHRIS | *of | 2 | 0 | 0 | 0 | 0 | 0 | 0 | 0 | 0 | 0 | 0 | 1 | 0 | 0 | 1 | 2 | 0 | 0 | .250 |
| Feb 26 | at ULL | *of | 3 | 0 | 1 | 0 | 0 | 0 | 0 | 0 | 0 | 0 | 0 | 0 | 0 | 0 | 1 | 1 | 1 | 0 | .263 |
| Mar 03 | vs Loyola Marymount | *of | 3 | 1 | 1 | 0 | 0 | 0 | 0 | 0 | 0 | 0 | 0 | 0 | 0 | 0 | 1 | 0 | 0 | 0 | .273 |
| Mar 04 | vs San Jose St. | *of | 3 | 0 | 1 | 0 | 0 | 0 | 0 | 2 | 0 | 0 | 0 | 0 | 0 | 0 | 1 | 3 | 0 | 0 | .280 |
| Totals | | 9gs | 25 | 5 | 7 | 4 | 0 | 0 | 1 | 2 | 1 | 0 | 1 | 0 | 1 | 0 | 5 | 8 | 1 | 0 | .280 |

On base pct. .345 • Slugging pct. .400

STEWART'S CAREER STATS

| Year | avg | gp-gs | ab | r | h | 2b | 3b | hr | rbi | tb | slg% | bb | hbp | so | gdp | ob% | sf | sh | sb-att | po | a | e | fld% |
|-------|------|--------|-----|----|----|----|----|----|-----|----|------|----|-----|----|-----|------|----|----|--------|-----|---|---|-------|
| 2019 | .362 | 44-40 | 105 | 21 | 38 | 6 | 3 | 0 | 8 | 50 | .476 | 11 | 0 | 18 | 0 | .419 | 1 | 3 | 6-6 | 60 | 2 | 4 | .939 |
| 2020 | .250 | 18-17 | 40 | 8 | 10 | 2 | 1 | 0 | 5 | 14 | .350 | 3 | 0 | 10 | 0 | .295 | 1 | 0 | 1-2 | 12 | 1 | 0 | 1.000 |
| 2021 | .192 | 30-4 | 26 | 9 | 5 | 1 | 0 | 0 | 3 | 6 | .231 | 3 | 0 | 7 | 0 | .276 | 0 | 0 | 0-1 | 17 | 1 | 0 | 1.000 |
| 2022 | .268 | 27-11 | 41 | 10 | 11 | 4 | 0 | 0 | 1 | 15 | .366 | 5 | 0 | 8 | 0 | .348 | 0 | 0 | 2-2 | 12 | 0 | 1 | .923 |
| 2023 | .280 | 10-9 | 25 | 5 | 7 | 0 | 0 | 1 | 4 | 10 | .400 | 2 | 1 | 5 | 0 | .345 | 1 | 0 | 1-1 | 8 | 1 | 0 | 1.000 |
| TOTAL | .300 | 129-81 | 237 | 53 | 71 | 13 | 4 | 1 | 21 | 95 | .401 | 24 | 1 | 48 | 0 | .362 | 3 | 3 | 10-12 | 109 | 5 | 5 | .958 |



MADILYN GIGLIO

9

Outfield • 5-3 • Sophomore • L/R • 1L • Metairie, La. (Mount Carmel Academy)

SEASON HIGHS

| | |
|-----------------|---|
| Hits | 1, A&M-Corpus Christi (02/24/23) |
| Doubles | N/A |
| Triples | N/A |
| Home Runs | N/A |
| Total Bases | 1, A&M-Corpus Christi (02/24/23) |
| RBI's | N/A |
| Runs Scored | 1, Four Times |
| Walks | N/A |
| Hit By Pitch | N/A |
| Sacrifice Flies | N/A |
| Sac Hits | N/A |
| At Bats | 1, A&M-Corpus Christi (02/25/23) A&M-Corpus Christi (02/24/23) |
| Stolen Bases | 1, vs. Minnesota (03/04/23) |
| Putouts | N/A |
| Assists | N/A |

CAREER HIGHS

| | |
|-----------------|----------------------------------|
| Hits | 1, A&M-Corpus Christi (02/24/23) |
| Doubles | N/A |
| Triples | N/A |
| Home Runs | N/A |
| Total Bases | 1, A&M-Corpus Christi (02/24/23) |
| RBI's | N/A |
| Runs Scored | 1, Eight Times |
| Walks | N/A |
| Hit By Pitch | N/A |
| Sacrifice Flies | N/A |
| Sac Hits | N/A |
| At Bats | 1, Three Times |
| Stolen Bases | 1, Three Times |
| Putouts | N/A |
| Assists | N/A |

Complete bio

Sophomore Season (2023)

- Logged first career hit against A&M-Corpus Christi (Feb. 24).
- Scored runs in first two games of the season.
- Appeared in 14 games as a pinch runner and one appearance as a pinch hitter in 2022.

2023 SEASON GAME-BY-GAME

| Date | Opponent | Pos | AB | R | H | RBI | 2B | 3B | HR | BB | SB | CS | HBP | SAC | SF | GDP | K | PO | A | E | Avg |
|--------|---------------------|-----|----|---|---|-----|----|----|----|----|----|----|-----|-----|----|-----|---|----|---|---|-------|
| Feb 10 | NEW MEXICO | pr | 0 | 1 | 0 | 0 | 0 | 0 | 0 | 0 | 0 | 0 | 0 | 0 | 0 | 0 | 0 | 0 | 0 | 0 | .000 |
| Feb 11 | NEW MEXICO | pr | 0 | 1 | 0 | 0 | 0 | 0 | 0 | 0 | 0 | 0 | 0 | 0 | 0 | 0 | 0 | 0 | 0 | 0 | .000 |
| Feb 12 | OREGON ST. | pr | 0 | 0 | 0 | 0 | 0 | 0 | 0 | 0 | 0 | 0 | 0 | 0 | 0 | 0 | 0 | 0 | 0 | 0 | .000 |
| Feb 19 | CENTRAL ARK. | pr | 0 | 0 | 0 | 0 | 0 | 0 | 0 | 0 | 0 | 0 | 0 | 0 | 0 | 0 | 0 | 0 | 0 | 0 | .000 |
| Feb 21 | at Louisiana Tech | pr | 0 | 0 | 0 | 0 | 0 | 0 | 0 | 0 | 0 | 0 | 0 | 0 | 0 | 0 | 0 | 0 | 0 | 0 | .000 |
| Feb 24 | A&M-CORPUS CHRIS | ph | 1 | 1 | 1 | 0 | 0 | 0 | 0 | 0 | 0 | 0 | 0 | 0 | 0 | 0 | 0 | 0 | 0 | 0 | 1.000 |
| Feb 25 | ULL | pr | 0 | 0 | 0 | 0 | 0 | 0 | 0 | 0 | 0 | 0 | 0 | 0 | 0 | 0 | 0 | 0 | 0 | 0 | 1.000 |
| Feb 25 | A&M-CORPUS CHRIS | ph | 1 | 0 | 0 | 0 | 0 | 0 | 0 | 0 | 0 | 0 | 0 | 0 | 0 | 0 | 0 | 0 | 0 | 0 | .500 |
| Feb 26 | at ULL | pr | 0 | 0 | 0 | 0 | 0 | 0 | 0 | 0 | 0 | 0 | 0 | 0 | 0 | 0 | 0 | 0 | 0 | 0 | .500 |
| Mar 03 | vs Loyola Marymount | pr | 0 | 0 | 0 | 0 | 0 | 0 | 0 | 0 | 0 | 0 | 0 | 0 | 0 | 0 | 0 | 0 | 0 | 0 | .500 |
| Mar 04 | vs Minnesota | pr | 0 | 0 | 0 | 0 | 0 | 0 | 0 | 0 | 1 | 0 | 0 | 0 | 0 | 0 | 0 | 0 | 0 | 0 | .500 |
| Mar 05 | vs Cal Poly | pr | 0 | 1 | 0 | 0 | 0 | 0 | 0 | 0 | 0 | 0 | 0 | 0 | 0 | 0 | 0 | 0 | 0 | 0 | .500 |
| Totals | | Ogs | 2 | 4 | 1 | 0 | 0 | 0 | 0 | 0 | 1 | 0 | 0 | 0 | 0 | 0 | 0 | 0 | 0 | 0 | .500 |

On base pct. .500 • Slugging pct. .500

GIGLIO'S CAREER STATS

| Year | avg | gp-gs | ab | r | h | 2b | 3b | hr | rbi | tb | slg% | bb | hbp | so | gdp | ob% | sf | sh | sb-att | po | a | e | fld% |
|-------|------|-------|----|---|---|----|----|----|-----|----|------|----|-----|----|-----|------|----|----|--------|----|---|---|------|
| 2022 | .000 | 15-0 | 1 | 4 | 0 | 0 | 0 | 0 | 0 | 0 | .000 | 0 | 0 | 0 | 0 | .000 | 0 | 0 | 2-2 | 0 | 0 | 0 | .000 |
| 2023 | .500 | 12-0 | 2 | 4 | 1 | 0 | 0 | 0 | 0 | 1 | .500 | 0 | 0 | 0 | 0 | .500 | 0 | 0 | 1-1 | 0 | 0 | 0 | .000 |
| TOTAL | .333 | 27-0 | 3 | 8 | 1 | 0 | 0 | 0 | 0 | 1 | .333 | 0 | 0 | 0 | 0 | .333 | 0 | 0 | 3-3 | 0 | 0 | 0 | .000 |



EMILEE CASANOVA

10

Pitcher • 6-2 • Redshirt Sophomore • R/R • 1L • Amite, La. (Oak Forest Academy)

SEASON HIGHS

| | |
|-----------------|------------------------------------|
| Innings Pitched | 5.0, A&M-Corpus Christi (02/25/23) |
| Strikeouts | 5, A&M-Corpus Christi (02/25/23) |
| Batters Faced | 18, vs. Cal Poly (03/05/23) |
| Putouts | N/A |
| Assists | N/A |
| Caught Stealing | N/A |

CAREER HIGHS

| | |
|-----------------|------------------------------------|
| Innings Pitched | 5.0, A&M-Corpus Christi (02/25/23) |
| Strikeouts | 5, A&M-Corpus Christi (02/25/23) |
| Batters Faced | 18, vs. Cal Poly (03/05/23) |
| Putouts | N/A |
| Assists | N/A |
| Caught Stealing | N/A |

Complete bio

Sophomore Season (2023)

- Tossed shutout against A&M-Corpus Christi (Feb. 25) in first career start.
- Threw a career-high five strikeouts vs. A&M-Corpus Christi (Feb. 25).
- A two-time SEC Academic Honor Roll selection and NFCA All-America Scholar-Athlete.

2023 SEASON GAME-BY-GAME

| Date | Opponent | GS | IP | H | R | ER | BB | SO | 2B | 3B | HR | WP | BK | HBP | IBB | Score | W-L | Sv | ERA | NP |
|--------|------------------|----|------|---|---|----|----|----|----|----|----|----|----|-----|-----|-------|-----|----|------|----|
| Feb 12 | NICHOLLS | | 2.0 | 1 | 1 | 1 | 0 | 2 | 0 | 0 | 1 | 0 | 0 | 0 | 0 | 4-3 | 0-0 | 0 | 3.50 | 29 |
| Feb 25 | A&M-CORPUS CHRIS | * | 5.0 | 2 | 0 | 0 | 0 | 5 | 0 | 0 | 0 | 0 | 0 | 0 | 0 | 12-0 | 1-0 | 0 | 1.00 | 74 |
| Mar 05 | vs Cal Poly | * | 3.1 | 4 | 4 | 2 | 3 | 4 | 2 | 0 | 0 | 1 | 0 | 1 | 0 | 12-4 | 1-0 | 0 | 2.03 | 78 |
| Totals | | 2 | 10.1 | 7 | 5 | 3 | 3 | 11 | 2 | 0 | 1 | 1 | 0 | 1 | 0 | 28-7 | 1-0 | 0 | 2.03 | - |

CASANOVA'S CAREER STATS

| Year | era | w-l | app | gs | cg | sho | sv | ip | h | r | er | bb | so | 2b | 3b | hr | bf | bavg | wp | hbp | bk | sfa | sha |
|-------|------|-----|-----|----|----|-----|----|------|---|---|----|----|----|----|----|----|----|------|----|-----|----|-----|-----|
| 2022 | 0.00 | 0-0 | 1 | 0 | 0 | 0/1 | 0 | 1.0 | 0 | 0 | 0 | 2 | 1 | 0 | 0 | 0 | 6 | .000 | 0 | 1 | 0 | 0 | 0 |
| 2023 | 2.03 | 1-0 | 3 | 2 | 1 | 1/0 | 0 | 10.1 | 7 | 5 | 3 | 3 | 11 | 2 | 0 | 1 | 42 | .189 | 1 | 1 | 0 | 0 | 1 |
| TOTAL | 1.85 | 1-0 | 4 | 2 | 1 | 1/1 | 0 | 11.1 | 7 | 5 | 3 | 5 | 12 | 2 | 0 | 1 | 48 | .175 | 1 | 2 | 0 | 0 | 1 |



MACI BERGERON

12

Catcher • 5-4 • Freshman • R/R • HS • Rayne, La. (Notre Dame HS)

SEASON HIGHS

| | |
|-----------------|---|
| Hits | 2, New Mexico (02/10/23) |
| Doubles | 1, at Louisiana Tech (02/21/23) #19/25 Oregon St. (02/11/23) |
| Triples | N/A |
| Home Runs | N/A |
| Total Bases | 2, Three Times |
| RBI's | 2, at UL-Lafayette (02/26/23) |
| Runs Scored | 1, at ULM (02/22/23) |
| Walks | 1, Five Times |
| Hit By Pitch | 1, vs. Cal Poly (03/05/23) Central Ark. (02/19/23) |
| Sacrifice Flies | N/A |
| Sac Hits | N/A |
| At Bats | 4, New Mexico (02/11/23) New Mexico (02/10/23) |
| Stolen Bases | N/A |
| Putouts | 10, Central Ark. (02/19/23) #19/25 Oregon St. (02/12/23) |
| Assists | 2, Utah (02/18/23) |

CAREER HIGHS

| | |
|-----------------|---|
| Hits | 2, New Mexico (02/10/23) |
| Doubles | 1, at Louisiana Tech (02/21/23) #19/25 Oregon St. (02/11/23) |
| Triples | N/A |
| Home Runs | N/A |
| Total Bases | 2, Three Times |
| RBI's | 2, at UL-Lafayette (02/26/23) |
| Runs Scored | 1, at ULM (02/22/23) |
| Walks | 1, Five Times |
| Hit By Pitch | 1, vs. Cal Poly (03/05/23) Central Ark. (02/19/23) |
| Sacrifice Flies | N/A |
| Sac Hits | N/A |
| At Bats | 4, New Mexico (02/11/23) New Mexico (02/10/23) |
| Stolen Bases | N/A |
| Putouts | 10, Central Ark. (02/19/23) #19/25 Oregon St. (02/12/23) |
| Assists | 2, Utah (02/18/23) |

Complete bio

Freshman Season (2023)

- Drove in a career-high two RBIs on a single at UL-Lafayette (Feb. 26).
- Logged a season-high 10 putouts twice this season.
- Is a two-time Louisiana Gatorade Player of the Year and member of the USA Junior Women's National Team.

2023 SEASON GAME-BY-GAME

| Date | Opponent | Pos | AB | R | H | RBI | 2B | 3B | HR | BB | SB | CS | HBP | SAC | SF | GDP | K | PO | A | E | Avg |
|--------|-------------------|------|----|---|---|-----|----|----|----|----|----|----|-----|-----|----|-----|----|----|---|---|------|
| Feb 10 | NEW MEXICO | *c | 4 | 0 | 2 | 0 | 0 | 0 | 0 | 0 | 0 | 0 | 0 | 0 | 0 | 0 | 0 | 8 | 0 | 0 | .500 |
| Feb 11 | OREGON ST. | *c | 1 | 0 | 1 | 1 | 1 | 0 | 0 | 0 | 0 | 0 | 0 | 0 | 0 | 0 | 0 | 2 | 0 | 0 | .600 |
| Feb 11 | NEW MEXICO | *c | 4 | 0 | 1 | 0 | 0 | 0 | 0 | 0 | 0 | 0 | 0 | 0 | 0 | 0 | 0 | 3 | 0 | 0 | .444 |
| Feb 12 | OREGON ST. | *c | 3 | 0 | 1 | 0 | 0 | 0 | 0 | 0 | 0 | 0 | 0 | 0 | 0 | 0 | 2 | 10 | 0 | 0 | .417 |
| Feb 12 | NICHOLLS | *c | 0 | 0 | 0 | 0 | 0 | 0 | 0 | 0 | 0 | 0 | 0 | 0 | 0 | 0 | 0 | 1 | 0 | 0 | .417 |
| Feb 17 | OHIO | *dh | 2 | 0 | 0 | 0 | 0 | 0 | 0 | 1 | 0 | 0 | 0 | 0 | 0 | 0 | 1 | 0 | 0 | 0 | .357 |
| Feb 17 | UTAH | *c | 3 | 0 | 0 | 0 | 0 | 0 | 0 | 0 | 0 | 0 | 0 | 0 | 0 | 0 | 1 | 1 | 0 | 0 | .294 |
| Feb 18 | UTAH | *c | 2 | 0 | 0 | 0 | 0 | 0 | 0 | 0 | 0 | 0 | 0 | 0 | 0 | 0 | 0 | 6 | 2 | 0 | .263 |
| Feb 18 | CENTRAL ARK. | *c | 2 | 0 | 0 | 0 | 0 | 0 | 0 | 0 | 0 | 0 | 0 | 0 | 0 | 0 | 1 | 8 | 0 | 0 | .238 |
| Feb 19 | CENTRAL ARK. | *c | 1 | 0 | 0 | 0 | 0 | 0 | 0 | 1 | 0 | 0 | 1 | 0 | 0 | 0 | 1 | 10 | 0 | 0 | .227 |
| Feb 21 | at Louisiana Tech | *c | 3 | 0 | 1 | 1 | 1 | 0 | 0 | 0 | 0 | 0 | 0 | 0 | 0 | 0 | 1 | 9 | 0 | 0 | .240 |
| Feb 22 | at ULM | *c | 3 | 1 | 0 | 0 | 0 | 0 | 0 | 1 | 0 | 0 | 0 | 0 | 0 | 0 | 1 | 7 | 0 | 0 | .214 |
| Feb 25 | ULL | *c | 2 | 0 | 0 | 0 | 0 | 0 | 0 | 1 | 0 | 0 | 0 | 0 | 0 | 0 | 1 | 3 | 0 | 0 | .200 |
| Feb 26 | at ULL | *c | 3 | 0 | 1 | 2 | 0 | 0 | 0 | 1 | 0 | 0 | 0 | 0 | 0 | 0 | 0 | 5 | 1 | 0 | .212 |
| Mar 03 | vs Michigan | *c | 1 | 0 | 0 | 0 | 0 | 0 | 0 | 1 | 0 | 0 | 0 | 0 | 0 | 0 | 0 | 8 | 0 | 0 | .206 |
| Mar 04 | vs Minnesota | *c | 3 | 0 | 0 | 0 | 0 | 0 | 0 | 0 | 0 | 0 | 0 | 0 | 0 | 0 | 2 | 8 | 0 | 0 | .189 |
| Mar 05 | vs Cal Poly | *c | 2 | 0 | 1 | 0 | 0 | 0 | 0 | 0 | 0 | 0 | 1 | 0 | 0 | 0 | 0 | 6 | 0 | 0 | .205 |
| Totals | | 15gs | 39 | 1 | 8 | 4 | 2 | 0 | 0 | 5 | 0 | 0 | 2 | 0 | 0 | 0 | 11 | 95 | 3 | 0 | .205 |

On base pct. .326 • Slugging pct. .256

BERGERON'S CAREER STATS

| Year | avg | gp-gs | ab | r | h | 2b | 3b | hr | rbi | tb | slg% | bb | hbp | so | gdp | ob% | sf | sh | sb-att | po | a | e | fld% |
|-------|------|-------|----|---|---|----|----|----|-----|----|------|----|-----|----|-----|------|----|----|--------|----|---|---|-------|
| 2023 | .205 | 17-15 | 39 | 1 | 8 | 2 | 0 | 0 | 4 | 10 | .256 | 5 | 2 | 11 | 0 | .326 | 0 | 0 | 0-0 | 95 | 3 | 0 | 1.000 |
| TOTAL | .205 | 17-15 | 39 | 1 | 8 | 2 | 0 | 0 | 4 | 10 | .256 | 5 | 2 | 11 | 0 | .326 | 0 | 0 | 0-0 | 95 | 3 | 0 | 1.000 |



DANIECA COFFEY

13

Infield • 5-6 • Junior • L/R • 2L • Richwood, Texas (Angleton HS)

SEASON HIGHS

| | |
|-----------------|---|
| Hits | 3, Four Times |
| Doubles | 1, Three Times |
| Triples | N/A |
| Home Runs | 1, vs. Michigan (03/03/23) at ULM (02/22/23) |
| Total Bases | 6, at ULM (02/22/23) |
| RBIs | 4, vs. San Jose St. (03/04/23) |
| Runs Scored | 2, Five Times |
| Walks | 2, vs. San Jose St. (03/04/23) Ohio (02/17/23) |
| Hit By Pitch | 1, vs. LMU (03/03/23) |
| Sacrifice Flies | 1, #19/25 Oregon St. (02/12/23) |
| Sac Hits | N/A |
| At Bats | 5, at ULM (02/22/23) New Mexico (02/11/23) |
| Stolen Bases | 1, Three Times |
| Putouts | 3, Ohio (02/17/23) |
| Assists | 6, UL-Lafayette (02/25/23) |

CAREER HIGHS

| | |
|-----------------|---|
| Hits | 3, Seven Times |
| Doubles | 1, 15 Times |
| Triples | 1, Four Times |
| Home Runs | 1, Three Times |
| Total Bases | 6, at ULM (02/22/23) |
| RBIs | 4, vs. San Jose St. (03/04/23) at Mississippi St. (05/08/22) |
| Runs Scored | 3, Three Times |
| Walks | 3, Troy (03/04/22) |
| Hit By Pitch | 1, vs. LMU (03/03/23) at #14 Georgia (04/23/22) |
| Sacrifice Flies | 1, Three Times |
| Sac Hits | 1, Drake (02/26/22) |
| At Bats | 5, Five Times |
| Stolen Bases | 2, Troy (03/04/22) |
| Putouts | 5, Louisiana Tech (04/06/21) |
| Assists | 6, UL-Lafayette (02/25/23) |

Complete bio

Junior Season (2023)

- Leads LSU in batting average and hits and has two home runs this season.
- On a 12-game hitting streak entering weekend series.
- Tabbed 2022 All-SEC and NFCA All-Region second team.
- Led team with a .379 average, 72 hits, .457 on-base percentage and 10 stolen bases in 2022.

2023 SEASON GAME-BY-GAME

| Date | Opponent | Pos | AB | R | H | RBI | 2B | 3B | HR | BB | SB | CS | HBP | SAC | SF | GDP | K | PO | A | E | Avg | |
|--------|---------------------|-----|------|----|----|-----|----|----|----|----|----|----|-----|-----|----|-----|---|----|----|----|------|------|
| Feb 10 | NEW MEXICO | *3b | 4 | 1 | 2 | 0 | 0 | 0 | 0 | 0 | 0 | 0 | 0 | 0 | 0 | 0 | 0 | 1 | 1 | 0 | .500 | |
| Feb 11 | OREGON ST. | *3b | 4 | 1 | 1 | 0 | 0 | 0 | 0 | 0 | 1 | 0 | 0 | 0 | 0 | 0 | 0 | 0 | 2 | 0 | .375 | |
| Feb 11 | NEW MEXICO | *3b | 5 | 1 | 2 | 1 | 1 | 0 | 0 | 0 | 0 | 0 | 0 | 0 | 0 | 0 | 0 | 1 | 0 | 0 | .385 | |
| Feb 12 | OREGON ST. | *3b | 2 | 0 | 1 | 1 | 0 | 0 | 0 | 1 | 0 | 1 | 0 | 0 | 0 | 0 | 0 | 1 | 1 | 0 | .400 | |
| Feb 12 | NICHOLLS | *3b | 3 | 0 | 0 | 0 | 0 | 0 | 0 | 1 | 0 | 0 | 0 | 0 | 0 | 0 | 0 | 0 | 0 | 0 | .333 | |
| Feb 17 | OHIO | *3b | 2 | 2 | 1 | 0 | 0 | 0 | 0 | 2 | 0 | 0 | 0 | 0 | 0 | 0 | 0 | 3 | 3 | 0 | .350 | |
| Feb 17 | UTAH | *3b | 4 | 1 | 2 | 1 | 0 | 0 | 0 | 0 | 0 | 0 | 0 | 0 | 0 | 0 | 1 | 0 | 2 | 0 | .375 | |
| Feb 18 | UTAH | *3b | 2 | 0 | 1 | 0 | 1 | 0 | 0 | 0 | 1 | 0 | 0 | 0 | 0 | 0 | 0 | 1 | 1 | 1 | .385 | |
| Feb 18 | CENTRAL ARK. | *3b | 3 | 1 | 2 | 0 | 0 | 0 | 0 | 0 | 0 | 0 | 0 | 0 | 0 | 0 | 1 | 0 | 2 | 0 | .414 | |
| Feb 19 | CENTRAL ARK. | *3b | 3 | 0 | 0 | 1 | 0 | 0 | 0 | 1 | 0 | 0 | 0 | 0 | 0 | 0 | 0 | 1 | 1 | 1 | .375 | |
| Feb 21 | at Louisiana Tech | *3b | 4 | 0 | 1 | 0 | 0 | 0 | 0 | 0 | 0 | 0 | 0 | 0 | 0 | 0 | 0 | 2 | 2 | 0 | .361 | |
| Feb 22 | at ULM | *3b | 5 | 2 | 3 | 3 | 0 | 0 | 1 | 0 | 0 | 0 | 0 | 0 | 0 | 0 | 0 | 1 | 0 | 3 | .390 | |
| Feb 24 | A&M-CORPUS CHRIS | *3b | 3 | 1 | 3 | 0 | 0 | 0 | 0 | 0 | 1 | 0 | 0 | 0 | 0 | 0 | 0 | 0 | 3 | 0 | .432 | |
| Feb 25 | ULL | *3b | 3 | 1 | 0 | 0 | 0 | 0 | 0 | 0 | 0 | 0 | 0 | 0 | 0 | 0 | 0 | 1 | 0 | 6 | .404 | |
| Feb 25 | A&M-CORPUS CHRIS | *3b | 2 | 2 | 2 | 2 | 0 | 0 | 0 | 1 | 0 | 0 | 0 | 0 | 0 | 0 | 0 | 0 | 1 | 4 | .429 | |
| Feb 26 | at ULL | *3b | 4 | 0 | 2 | 0 | 0 | 0 | 0 | 0 | 0 | 0 | 0 | 0 | 0 | 0 | 0 | 0 | 3 | 0 | .434 | |
| Mar 03 | vs Michigan | *3b | 3 | 1 | 2 | 1 | 0 | 0 | 1 | 0 | 0 | 0 | 0 | 0 | 0 | 0 | 0 | 1 | 1 | 3 | .446 | |
| Mar 03 | vs Loyola Marymount | *3b | 2 | 2 | 0 | 0 | 0 | 0 | 0 | 1 | 0 | 0 | 1 | 0 | 0 | 0 | 0 | 0 | 2 | 0 | .431 | |
| Mar 04 | vs Minnesota | *3b | 4 | 0 | 3 | 1 | 0 | 0 | 0 | 0 | 1 | 0 | 0 | 0 | 0 | 0 | 0 | 0 | 3 | 1 | .452 | |
| Mar 04 | vs San Jose St. | *3b | 4 | 2 | 2 | 4 | 1 | 0 | 0 | 2 | 0 | 0 | 0 | 0 | 0 | 0 | 0 | 1 | 2 | 0 | .455 | |
| Mar 05 | vs Cal Poly | *3b | 4 | 1 | 3 | 0 | 0 | 0 | 0 | 0 | 0 | 0 | 0 | 0 | 0 | 0 | 0 | 0 | 1 | 0 | .471 | |
| Totals | | | 21gs | 70 | 19 | 33 | 15 | 3 | 0 | 2 | 11 | 3 | 1 | 1 | 0 | 1 | 0 | 7 | 13 | 45 | 1 | .471 |

On base pct. .542 • Slugging pct. .600

COFFEY'S CAREER STATS

| Year | avg | gp-gs | ab | r | h | 2b | 3b | hr | rbi | tb | slg% | bb | hbp | so | gdp | ob% | sf | sh | sb-att | po | a | e | fld% |
|-------|------|---------|-----|----|-----|----|----|----|-----|-----|------|----|-----|----|-----|------|----|----|--------|----|-----|----|------|
| 2021 | .226 | 41-31 | 93 | 11 | 21 | 3 | 1 | 0 | 6 | 26 | .280 | 3 | 0 | 13 | 0 | .247 | 1 | 0 | 6-6 | 29 | 34 | 8 | .887 |
| 2022 | .379 | 57-57 | 190 | 44 | 72 | 9 | 3 | 1 | 26 | 90 | .474 | 27 | 1 | 26 | 0 | .457 | 1 | 1 | 10-12 | 35 | 89 | 15 | .892 |
| 2023 | .471 | 21-21 | 70 | 19 | 33 | 3 | 0 | 2 | 15 | 42 | .600 | 11 | 1 | 7 | 0 | .542 | 1 | 0 | 3-4 | 13 | 45 | 1 | .983 |
| TOTAL | .357 | 119-109 | 353 | 74 | 126 | 15 | 4 | 3 | 47 | 158 | .448 | 41 | 2 | 46 | 0 | .424 | 3 | 1 | 19-22 | 77 | 168 | 24 | .911 |



KARLI PETTY

14

Infield • 5-6 • Graduate Student • L/R • TR • Moore, Okla. (Oklahoma St.)

SEASON HIGHS

| | |
|-----------------|--|
| Hits | 2, Five Times |
| Doubles | 1, Three Times |
| Triples | N/A |
| Home Runs | 1, vs. Cal Poly (03/05/23) |
| Total Bases | 4, vs. Cal Poly (03/05/23) |
| RBIs | 4, vs. Cal Poly (03/05/23) New Mexico (02/10/23) |
| Runs Scored | 2, vs. Cal Poly (03/05/23) #19/25 Oregon St. (02/11/23) |
| Walks | 1, Five Times |
| Hit By Pitch | 1, Nicholls (02/12/23) #19/25 Oregon St. (02/11/23) |
| Sacrifice Flies | 1, A&M-Corpus Christi (02/24/23) |
| Sac Hits | N/A |
| At Bats | 4, Seven Times |
| Stolen Bases | 1, New Mexico (02/10/23) |
| Putouts | 4, Utah (02/17/23) |
| Assists | 3, Five Times |

CAREER HIGHS

| | |
|-----------------|---|
| Hits | 2, 14 Times* |
| Doubles | 2 vs. North Texas (05/22/22)* |
| Triples | N/A |
| Home Runs | 1, 15 Times* |
| Total Bases | 5 vs. Clemson (05/27/22)* Murray St. (03/06/20)* |
| RBIs | 4, vs. Cal Poly (03/05/23) New Mexico (02/10/23) |
| Runs Scored | 2, Nine Times* |
| Walks | 2, UIC (02/28/20)* |
| Hit By Pitch | 1, Eight Times* |
| Sacrifice Flies | 1, Five Times* |
| Sac Hits | 1, Six Times* |
| At Bats | 4, 15 Times* |
| Stolen Bases | 1, Nine Times* |
| Putouts | 7 at Baylor (04/02/22)* |
| Assists | 4, Louisville (02/29/20)* at UAB (02/22/20)* |

* Includes games played at Oklahoma St.

[Complete bio](#)

Graduate Season (2023)

- Hit first career home run - a grand slam, as an LSU Tiger against Cal Poly (March 5).
- Logged four RBIs and three assists in her debut as an LSU Tiger.
- Has two years of eligibility remaining including the 2022 season.
- Transferred from Oklahoma St. where she has been to two WCWS.

2023 SEASON GAME-BY-GAME

| Date | Opponent | Pos | AB | R | H | RBI | 2B | 3B | HR | BB | SB | CS | HBP | SAC | SF | GDP | K | PO | A | E | Avg | |
|--------|---------------------|-----|------|----|----|-----|----|----|----|----|----|----|-----|-----|----|-----|---|----|----|----|------|------|
| Feb 10 | NEW MEXICO | *2b | 4 | 1 | 2 | 4 | 0 | 0 | 0 | 0 | 1 | 0 | 0 | 0 | 0 | 0 | 0 | 1 | 3 | 0 | .500 | |
| Feb 11 | OREGON ST. | *2b | 2 | 2 | 0 | 2 | 0 | 0 | 0 | 0 | 0 | 0 | 1 | 0 | 0 | 0 | 0 | 0 | 1 | 0 | .333 | |
| Feb 11 | NEW MEXICO | *2b | 3 | 1 | 2 | 1 | 0 | 0 | 0 | 1 | 0 | 0 | 0 | 0 | 0 | 0 | 0 | 2 | 2 | 1 | .444 | |
| Feb 12 | OREGON ST. | *2b | 3 | 0 | 0 | 0 | 0 | 0 | 0 | 0 | 0 | 0 | 0 | 0 | 0 | 0 | 2 | 1 | 0 | 0 | .333 | |
| Feb 12 | NICHOLLS | *2b | 2 | 0 | 1 | 1 | 0 | 0 | 0 | 0 | 0 | 0 | 1 | 0 | 0 | 0 | 0 | 1 | 0 | 0 | .357 | |
| Feb 17 | OHIO | *2b | 3 | 1 | 2 | 0 | 1 | 0 | 0 | 0 | 0 | 0 | 0 | 0 | 0 | 0 | 0 | 2 | 1 | 0 | .412 | |
| Feb 17 | UTAH | *2b | 3 | 0 | 1 | 0 | 0 | 0 | 0 | 0 | 0 | 0 | 0 | 0 | 0 | 0 | 0 | 4 | 1 | 0 | .400 | |
| Feb 18 | UTAH | *2b | 3 | 1 | 2 | 0 | 1 | 0 | 0 | 0 | 0 | 0 | 0 | 0 | 0 | 0 | 0 | 1 | 1 | 3 | .435 | |
| Feb 18 | CENTRAL ARK. | *2b | 2 | 0 | 0 | 0 | 0 | 0 | 0 | 0 | 0 | 0 | 0 | 0 | 0 | 0 | 0 | 0 | 1 | 1 | .400 | |
| Feb 19 | CENTRAL ARK. | *2b | 4 | 0 | 1 | 0 | 0 | 0 | 0 | 0 | 0 | 0 | 0 | 0 | 0 | 0 | 3 | 2 | 1 | 1 | .379 | |
| Feb 21 | at Louisiana Tech | *2b | 4 | 0 | 0 | 0 | 0 | 0 | 0 | 0 | 0 | 0 | 0 | 0 | 0 | 0 | 0 | 0 | 2 | 2 | .333 | |
| Feb 22 | at ULM | *2b | 4 | 0 | 2 | 1 | 0 | 0 | 0 | 0 | 1 | 0 | 0 | 0 | 0 | 0 | 0 | 1 | 3 | 3 | .351 | |
| Feb 24 | A&M-CORPUS CHRIS | *2b | 0 | 0 | 0 | 1 | 0 | 0 | 0 | 0 | 0 | 0 | 0 | 0 | 1 | 1 | 0 | 0 | 0 | 0 | .351 | |
| Feb 25 | ULL | *2b | 3 | 0 | 0 | 0 | 0 | 0 | 0 | 0 | 0 | 0 | 0 | 0 | 0 | 0 | 0 | 1 | 3 | 0 | .325 | |
| Feb 25 | A&M-CORPUS CHRIS | *2b | 3 | 1 | 1 | 1 | 1 | 0 | 0 | 0 | 0 | 0 | 0 | 0 | 0 | 0 | 0 | 0 | 1 | 1 | .326 | |
| Feb 26 | at ULL | *2b | 3 | 1 | 1 | 0 | 0 | 0 | 0 | 1 | 0 | 0 | 0 | 0 | 0 | 0 | 0 | 1 | 1 | 3 | .326 | |
| Mar 03 | vs Michigan | *2b | 3 | 0 | 1 | 0 | 0 | 0 | 0 | 0 | 0 | 0 | 0 | 0 | 0 | 0 | 1 | 2 | 2 | 0 | .327 | |
| Mar 03 | vs Loyola Marymount | *2b | 4 | 0 | 0 | 0 | 0 | 0 | 0 | 0 | 0 | 0 | 0 | 0 | 0 | 0 | 0 | 1 | 1 | 0 | .302 | |
| Mar 04 | vs Minnesota | *2b | 4 | 0 | 0 | 0 | 0 | 0 | 0 | 0 | 0 | 0 | 0 | 0 | 0 | 0 | 0 | 2 | 0 | 0 | .281 | |
| Mar 04 | vs San Jose St. | *2b | 4 | 1 | 1 | 0 | 0 | 0 | 0 | 1 | 0 | 0 | 0 | 0 | 0 | 0 | 2 | 1 | 1 | 0 | .279 | |
| Mar 05 | vs Cal Poly | *2b | 2 | 2 | 1 | 4 | 0 | 0 | 1 | 1 | 0 | 0 | 0 | 0 | 0 | 0 | 0 | 3 | 0 | 0 | .286 | |
| Totals | | | 21gs | 63 | 11 | 18 | 15 | 3 | 0 | 1 | 5 | 1 | 0 | 2 | 0 | 1 | 0 | 12 | 33 | 28 | 3 | .286 |

On base pct. .352 • Slugging pct. .381

PETTY'S CAREER STATS (2020-22 AT OKLAHOMA STATE)

| Year | avg | gp-gs | ab | r | h | 2b | 3b | hr | rbi | tb | slg% | bb | hbp | so | gdp | ob% | sf | sh | sb-att | po | a | e | fld% |
|-------|------|---------|-----|----|----|----|----|----|-----|-----|------|----|-----|----|-----|------|----|----|--------|-----|-----|----|------|
| 2020 | .214 | 24-24 | 56 | 17 | 12 | 3 | 0 | 1 | 9 | 18 | .321 | 6 | 5 | 18 | 0 | .338 | 1 | 4 | 5-5 | 34 | 35 | 3 | .958 |
| 2021 | .292 | 60-59 | 144 | 31 | 42 | 6 | 1 | 8 | 32 | 74 | .514 | 18 | 6 | 32 | 1 | .386 | 3 | 2 | 1-2 | 84 | 124 | 5 | .977 |
| 2022 | .276 | 49-34 | 105 | 21 | 29 | 3 | 0 | 6 | 17 | 50 | .476 | 11 | 1 | 19 | 0 | .350 | 0 | 2 | 2-2 | 72 | 33 | 4 | .963 |
| TOTAL | .272 | 133-117 | 305 | 69 | 83 | 12 | 1 | 15 | 58 | 142 | .466 | 35 | 12 | 69 | 1 | .365 | 4 | 8 | 8-9 | 190 | 192 | 12 | .970 |

PETTY'S CAREER STATS (AT LSU)

| Year | avg | gp-gs | ab | r | h | 2b | 3b | hr | rbi | tb | slg% | bb | hbp | so | gdp | ob% | sf | sh | sb-att | po | a | e | fld% |
|-------|------|-------|----|----|----|----|----|----|-----|----|------|----|-----|----|-----|------|----|----|--------|----|----|---|------|
| 2023 | .286 | 21-21 | 63 | 11 | 18 | 3 | 0 | 1 | 15 | 24 | .381 | 5 | 2 | 12 | 0 | .352 | 1 | 0 | 1-1 | 33 | 28 | 3 | .953 |
| TOTAL | .286 | 21-21 | 63 | 11 | 18 | 3 | 0 | 1 | 15 | 24 | .381 | 5 | 2 | 12 | 0 | .352 | 1 | 0 | 1-1 | 33 | 28 | 3 | .953 |



TAYLOR PLEASANTS

17

Infield • 6-0 • Junior • L/R • 3L • Houston, Texas (J. Frank Dobie HS)

SEASON HIGHS

| | |
|-----------------|---------------------------------|
| Hits | 2, Seven Times |
| Doubles | 1, Three Times |
| Triples | N/A |
| Home Runs | 1, Eight Times |
| Total Bases | 5, Three Times |
| RBI | 4, Ohio (02/17/23) |
| Runs Scored | 3, New Mexico (02/11/23) |
| Walks | 2, Nicholls (02/12/23) |
| Hit By Pitch | 1, Four Times |
| Sacrifice Flies | N/A |
| Sac Hits | N/A |
| At Bats | 4, Eight Times |
| Stolen Bases | N/A |
| Putouts | 4, #19/25 Oregon St. (02/12/23) |
| Assists | 5, Nicholls (02/12/23) |

CAREER HIGHS

| | |
|-----------------|---|
| Hits | 3, 17 Times |
| Doubles | 3 at Texas A&M (04/09/22) |
| Triples | 1, Stephen F. Austin (02/25/22) vs. Cal (02/28/20) |
| Home Runs | 2 at McNeese St. (04/19/22) vs. Liberty (02/21/21) |
| Total Bases | 10 vs. Liberty (02/21/21) |
| RBI | 6 at Texas A&M (04/09/22) vs. Liberty (02/21/21) |
| Runs Scored | 4, Sam Houston St. (02/22/20) |
| Walks | 5, Sam Houston St. (02/22/20) |
| Hit By Pitch | 3, #15 ULL (05/22/21) |
| Sacrifice Flies | 2, Illinois St. (03/08/20) |
| Sac Hits | 1, Six Times |
| At Bats | 5, Four Times |
| Stolen Bases | 1, Six Times |
| Putouts | 6, Stephen F. Austin (02/25/22) |
| Assists | 7, #9 ULL (02/27/21) Kansas (02/13/21) |

Complete bio

Junior Season (2023)

- Earned SEC Player of the Week (Feb. 13) after logging 13 RBIs and four HRs on opening week.
- Currently ranks No. 4 all-time in program's record book with 37 career home runs.
- Ranks No. 2 in NCAA Division I softball with 32 RBIs. Her 150 career RBIs ranks No. 9 in LSU history.
- Won Gold medal with Team USA in the 2022 World Games.

2023 SEASON GAME-BY-GAME

| Date | Opponent | Pos | AB | R | H | RBI | 2B | 3B | HR | BB | SB | CS | HBP | SAC | SF | GDP | K | PO | A | E | Avg |
|--------|---------------------|-----|------|----|----|-----|----|----|----|----|----|----|-----|-----|----|-----|---|----|----|---|------|
| Feb 10 | NEW MEXICO | *ss | 4 | 2 | 2 | 3 | 1 | 0 | 0 | 0 | 0 | 0 | 0 | 0 | 0 | 0 | 0 | 0 | 1 | 0 | .500 |
| Feb 11 | OREGON ST. | *ss | 4 | 2 | 2 | 3 | 0 | 0 | 1 | 0 | 0 | 0 | 0 | 0 | 0 | 0 | 1 | 1 | 3 | 0 | .500 |
| Feb 11 | NEW MEXICO | *ss | 3 | 3 | 2 | 2 | 0 | 0 | 1 | 0 | 0 | 0 | 1 | 0 | 0 | 0 | 0 | 1 | 3 | 0 | .545 |
| Feb 12 | OREGON ST. | *ss | 2 | 1 | 1 | 2 | 0 | 0 | 1 | 1 | 0 | 0 | 1 | 0 | 0 | 0 | 1 | 4 | 0 | 0 | .538 |
| Feb 12 | NICHOLLS | *ss | 2 | 1 | 1 | 3 | 0 | 0 | 1 | 2 | 0 | 0 | 0 | 0 | 0 | 0 | 0 | 0 | 5 | 1 | .533 |
| Feb 17 | OHIO | *ss | 4 | 0 | 2 | 4 | 0 | 0 | 0 | 0 | 0 | 0 | 0 | 0 | 0 | 0 | 0 | 0 | 1 | 1 | .526 |
| Feb 17 | UTAH | *ss | 4 | 1 | 2 | 3 | 0 | 0 | 1 | 0 | 0 | 0 | 0 | 0 | 0 | 0 | 0 | 0 | 2 | 0 | .522 |
| Feb 18 | UTAH | *ss | 3 | 0 | 0 | 0 | 0 | 0 | 0 | 0 | 0 | 0 | 0 | 0 | 0 | 0 | 0 | 0 | 4 | 0 | .462 |
| Feb 18 | CENTRAL ARK. | *ss | 3 | 0 | 0 | 1 | 0 | 0 | 0 | 0 | 0 | 0 | 0 | 0 | 0 | 0 | 0 | 1 | 1 | 0 | .414 |
| Feb 19 | CENTRAL ARK. | *ss | 4 | 0 | 2 | 0 | 0 | 0 | 0 | 0 | 0 | 0 | 0 | 0 | 0 | 0 | 0 | 2 | 3 | 0 | .424 |
| Feb 21 | at Louisiana Tech | *ss | 4 | 0 | 1 | 0 | 0 | 0 | 0 | 0 | 0 | 0 | 0 | 0 | 0 | 0 | 0 | 1 | 1 | 0 | .405 |
| Feb 22 | at ULL | *ss | 4 | 1 | 2 | 0 | 0 | 0 | 0 | 1 | 0 | 0 | 0 | 0 | 0 | 0 | 0 | 0 | 1 | 0 | .415 |
| Feb 24 | A&M-CORPUS CHRIS | *ss | 2 | 2 | 1 | 2 | 0 | 0 | 0 | 1 | 0 | 0 | 0 | 0 | 0 | 0 | 0 | 0 | 1 | 0 | .419 |
| Feb 25 | ULL | *ss | 3 | 1 | 1 | 1 | 1 | 0 | 0 | 1 | 0 | 0 | 0 | 0 | 0 | 0 | 1 | 0 | 2 | 0 | .413 |
| Feb 25 | A&M-CORPUS CHRIS | *ss | 2 | 1 | 1 | 1 | 0 | 0 | 1 | 0 | 0 | 0 | 0 | 0 | 0 | 0 | 0 | 0 | 0 | 0 | .417 |
| Feb 26 | at ULL | *ss | 4 | 1 | 1 | 2 | 0 | 0 | 1 | 0 | 0 | 0 | 0 | 0 | 0 | 0 | 1 | 1 | 2 | 0 | .404 |
| Mar 03 | vs Michigan | *ss | 3 | 0 | 0 | 0 | 0 | 0 | 0 | 0 | 0 | 0 | 0 | 0 | 0 | 0 | 2 | 1 | 0 | 0 | .382 |
| Mar 03 | vs Loyola Marymount | *ss | 3 | 1 | 1 | 2 | 0 | 0 | 1 | 0 | 0 | 0 | 1 | 0 | 0 | 0 | 0 | 0 | 2 | 0 | .379 |
| Mar 04 | vs Minnesota | *ss | 3 | 0 | 0 | 0 | 0 | 0 | 0 | 0 | 0 | 0 | 1 | 0 | 0 | 0 | 1 | 2 | 2 | 0 | .361 |
| Mar 04 | vs San Jose St. | *ss | 3 | 0 | 1 | 2 | 0 | 0 | 0 | 1 | 0 | 0 | 0 | 0 | 0 | 0 | 0 | 0 | 1 | 1 | .359 |
| Mar 05 | vs Cal Poly | *ss | 3 | 1 | 1 | 1 | 1 | 0 | 0 | 0 | 0 | 0 | 0 | 0 | 0 | 0 | 1 | 2 | 2 | 1 | .358 |
| Totals | | | 21gs | 67 | 18 | 24 | 32 | 3 | 0 | 8 | 7 | 0 | 4 | 0 | 0 | 0 | 8 | 16 | 37 | 4 | .358 |

On base pct. .449 • Slugging pct. .761

PLEASANTS' CAREER STATS

| Year | avg | gp-gs | ab | r | h | 2b | 3b | hr | rbi | tb | slg% | bb | hbp | so | gdp | ob% | sf | sh | sb-att | po | a | e | fld% |
|-------|------|---------|-----|-----|-----|----|----|----|-----|-----|------|----|-----|----|-----|------|----|----|--------|-----|-----|----|------|
| 2020 | .383 | 24-24 | 60 | 23 | 23 | 3 | 1 | 4 | 21 | 40 | .667 | 19 | 2 | 9 | 0 | .530 | 2 | 0 | 0-0 | 21 | 45 | 6 | .917 |
| 2021 | .316 | 57-57 | 177 | 37 | 56 | 12 | 0 | 13 | 49 | 107 | .605 | 27 | 4 | 14 | 0 | .416 | 1 | 2 | 3-3 | 88 | 120 | 14 | .937 |
| 2022 | .295 | 57-57 | 176 | 39 | 52 | 15 | 1 | 12 | 48 | 105 | .597 | 23 | 6 | 21 | 0 | .391 | 2 | 4 | 3-3 | 107 | 106 | 14 | .938 |
| 2023 | .358 | 21-21 | 67 | 18 | 24 | 3 | 0 | 8 | 32 | 51 | .761 | 7 | 4 | 8 | 0 | .449 | 0 | 0 | 0-0 | 16 | 37 | 4 | .930 |
| TOTAL | .323 | 159-159 | 480 | 117 | 155 | 33 | 2 | 37 | 150 | 303 | .631 | 76 | 16 | 52 | 0 | .428 | 5 | 6 | 6-6 | 232 | 308 | 38 | .934 |



HANNAH CARSON

20

Catcher/Infield • 5-6 • Graduate Student • L/R • TR • Weidman, Mich. (Michigan)

SEASON HIGHS

| | |
|-----------------|---------------------------------|
| Hits | 2, New Mexico (02/10/23) |
| Doubles | 1, New Mexico (02/10/23) |
| Triples | N/A |
| Home Runs | N/A |
| Total Bases | 3, New Mexico (02/10/23) |
| RBI's | 3, New Mexico (02/10/23) |
| Runs Scored | N/A |
| Walks | 1, #19/25 Oregon St. (02/11/23) |
| Hit By Pitch | N/A |
| Sacrifice Flies | 1, #19/25 Oregon St. (02/11/23) |
| Sac Hits | N/A |
| At Bats | 4, New Mexico (02/10/23) |
| Stolen Bases | N/A |
| Putouts | 3, #19/25 Oregon St. (02/11/23) |
| Assists | N/A |

CAREER HIGHS

| | |
|-----------------|---|
| Hits | 3, Six Times* |
| Doubles | 2 at Wisconsin (05/06/22)* vs. Wisconsin (03/13/21)* |
| Triples | 1 vs. Wisconsin (03/13/21)* vs. Cal State Northridge (02/21/19)* |
| Home Runs | 1, Nine Times* |
| Total Bases | 6, Toledo (04/03/19)* |
| RBI's | 6 vs. Toledo (04/03/19)* |
| Runs Scored | 4 at Wisconsin (05/08/22)* |
| Walks | 2 vs. Lehigh (03/08/19)* |
| Hit By Pitch | 1, Eight Times* |
| Sacrifice Flies | 1, Five Times* |
| Sac Hits | 2 vs. Nebraska (03/12/21)* |
| At Bats | 5, Six Times* |
| Stolen Bases | 2 at Michigan St. (05/05/21)* |
| Putouts | 22 at Michigan St. (05/05/21)* |
| Assists | 2, Nine Times* |

* Includes games played at Michigan

Complete bio

Graduate Season (2023)

- Went 2-for-3 at plate with three RBI's in debut as an LSU Tiger.
- Finished opening weekend with four RBI's after two games before going down with a knee injury.
- Transferred from Michigan and was a 2022 All-Big Ten selection.

2023 SEASON GAME-BY-GAME

| Date | Opponent | Pos | AB | R | H | RBI | 2B | 3B | HR | BB | SB | CS | HBP | SAC | SF | GDP | K | PO | A | E | Avg |
|--------|------------|-----|----|---|---|-----|----|----|----|----|----|----|-----|-----|----|-----|---|----|---|---|------|
| Feb 10 | NEW MEXICO | *dh | 4 | 0 | 2 | 3 | 1 | 0 | 0 | 0 | 0 | 0 | 0 | 0 | 0 | 0 | 0 | 0 | 0 | 0 | .500 |
| Feb 11 | OREGON ST. | *c | 0 | 0 | 0 | 1 | 0 | 0 | 0 | 1 | 0 | 0 | 0 | 0 | 1 | 0 | 0 | 3 | 0 | 0 | .500 |
| Totals | | 2gs | 4 | 0 | 2 | 4 | 1 | 0 | 0 | 1 | 0 | 0 | 0 | 0 | 1 | 0 | 0 | 3 | 0 | 0 | .500 |

On base pct. .500 • Slugging pct. .750

CARSON'S CAREER STATS (AT MICHIGAN)

| Year | avg | gp-gs | ab | r | h | 2b | 3b | hr | rbi | tb | slg% | bb | hbp | so | gdp | ob% | sf | sh | sb-att | po | a | e | fld% |
|-------|------|---------|-----|----|-----|----|----|----|-----|-----|------|----|-----|----|-----|------|----|----|--------|------|----|---|-------|
| 2019 | .296 | 34-12 | 54 | 3 | 16 | 5 | 1 | 1 | 10 | 26 | .481 | 6 | 2 | 8 | 0 | .381 | 1 | 1 | 0-0 | 74 | 5 | 0 | 1.000 |
| 2020 | .284 | 23-23 | 67 | 3 | 19 | 1 | 0 | 1 | 10 | 23 | .343 | 4 | 1 | 5 | 0 | .333 | 0 | 3 | 0-0 | 239 | 10 | 2 | .992 |
| 2021 | .296 | 45-45 | 142 | 16 | 42 | 10 | 1 | 2 | 19 | 60 | .423 | 4 | 2 | 9 | 0 | .324 | 0 | 3 | 2-2 | 461 | 17 | 3 | .994 |
| 2022 | .329 | 50-49 | 155 | 28 | 51 | 12 | 0 | 5 | 37 | 78 | .503 | 8 | 3 | 12 | 0 | .367 | 3 | 3 | 0-0 | 405 | 18 | 3 | .993 |
| TOTAL | .306 | 152-129 | 418 | 50 | 128 | 28 | 2 | 9 | 76 | 187 | .447 | 22 | 8 | 34 | 0 | .350 | 4 | 10 | 2-2 | 1179 | 50 | 8 | .994 |

CARSON'S CAREER STATS (AT LSU)

| Year | avg | gp-gs | ab | r | h | 2b | 3b | hr | rbi | tb | slg% | bb | hbp | so | gdp | ob% | sf | sh | sb-att | po | a | e | fld% |
|-------|------|-------|----|---|---|----|----|----|-----|----|------|----|-----|----|-----|------|----|----|--------|----|---|---|-------|
| 2023 | .500 | 2-2 | 4 | 0 | 2 | 1 | 0 | 0 | 4 | 3 | .750 | 1 | 0 | 0 | 0 | .500 | 1 | 0 | 0-0 | 3 | 0 | 0 | 1.000 |
| TOTAL | .500 | 2-2 | 4 | 0 | 2 | 1 | 0 | 0 | 4 | 3 | .750 | 1 | 0 | 0 | 0 | .500 | 1 | 0 | 0-0 | 3 | 0 | 0 | 1.000 |



ALEA JOHNSON

22

Pitcher • 5-9 • Freshman • R/R • HS • Fairhope, Ala. (Fairhope HS)

SEASON HIGHS

| | |
|-----------------|---|
| Innings Pitched | 6.0, San Jose St. (03/04/23) |
| Strikeouts | 6, Nicholls (02/12/23) |
| Batters Faced | 24, San Jose St. (03/04/23) |
| Putouts | 1, vs. San Jose St. (03/04/23) Ohio (02/17/23) |
| Assists | 1, vs. San Jose St. (03/04/23) |
| Caught Stealing | N/A |

Complete bio

Freshman Season (2023)

- Made collegiate debut with six strikeouts in 4.0 innings pitched against Nicholls (Feb.. 12).
- A two-time Class 7A Pitcher of the Year and was named Coastal Player of the Year.
- Ranked No. 23 in the nation in class according to Softball America and T-No. 7 by Extra Inning Softball.

2023 SEASON GAME-BY-GAME

| Date | Opponent | Pos | AB | R | H | RBI | 2B | 3B | HR | BB | SB | CS | HBP | SAC | SF | GDP | K | PO | A | E | Avg |
|--------|-----------------|-----|----|---|---|-----|----|----|----|----|----|----|-----|-----|----|-----|---|----|---|---|------|
| Feb 17 | OHIO | *p | 0 | 0 | 0 | 0 | 0 | 0 | 0 | 0 | 0 | 0 | 0 | 0 | 0 | 0 | 0 | 1 | 1 | 0 | .000 |
| Mar 04 | vs San Jose St. | *p | 0 | 0 | 0 | 0 | 0 | 0 | 0 | 0 | 0 | 0 | 0 | 0 | 0 | 0 | 0 | 1 | 1 | 0 | .000 |
| Totals | | 2gs | 0 | 0 | 0 | 0 | 0 | 0 | 0 | 0 | 0 | 0 | 0 | 0 | 0 | 0 | 0 | 2 | 1 | 0 | .000 |

On base pct. .000 • Slugging pct. .000

#22 Alea Johnson - 4 appearances (All games)

| Date | Opponent | GS | IP | H | R | ER | BB | SO | 2B | 3B | HR | WP | BK | HBP | IBB | Score | W-L | Sv | ERA | NP |
|--------|------------------|----|------|----|---|----|----|----|----|----|----|----|----|-----|-----|-------|-----|----|------|-----|
| Feb 12 | NICHOLLS | * | 4.0 | 3 | 2 | 2 | 3 | 6 | 1 | 0 | 0 | 0 | 0 | 0 | 0 | 4-3 | 1-0 | 0 | 3.50 | 76 |
| Feb 17 | OHIO | * | 5.0 | 3 | 0 | 0 | 3 | 3 | 0 | 0 | 0 | 1 | 0 | 0 | 0 | 8-0 | 2-0 | 0 | 1.56 | 88 |
| Feb 24 | A&M-CORPUS CHRIS | * | 4.0 | 3 | 0 | 0 | 1 | 5 | 0 | 0 | 0 | 1 | 0 | 0 | 0 | 11-0 | 3-0 | 0 | 1.08 | 73 |
| Mar 04 | vs San Jose St. | * | 6.0 | 3 | 2 | 1 | 2 | 3 | 0 | 0 | 1 | 1 | 0 | 0 | 0 | 12-6 | 4-0 | 0 | 1.11 | 103 |
| Totals | | 4 | 19.0 | 12 | 4 | 3 | 9 | 17 | 1 | 0 | 1 | 3 | 0 | 0 | 0 | 35-9 | 4-0 | 0 | 1.11 | - |

CAREER HIGHS

| | |
|-----------------|---|
| Innings Pitched | 6.0, San Jose St. (03/04/23) |
| Strikeouts | 6, Nicholls (02/12/23) |
| Batters Faced | 24, San Jose St. (03/04/23) |
| Putouts | 1, vs. San Jose St. (03/04/23) Ohio (02/17/23) |
| Assists | 1, vs. San Jose St. (03/04/23) |
| Caught Stealing | N/A |

JOHNSON'S CAREER STATS

| Year | avg | gp-gs | ab | r | h | 2b | 3b | hr | rbi | tb | slg% | bb | hbp | so | gdp | ob% | sf | sh | sb-att | po | a | e | fld% |
|-------|------|-------|----|---|---|----|----|----|-----|----|------|----|-----|----|-----|------|----|----|--------|----|---|---|-------|
| 2023 | .000 | 0-0 | 0 | 0 | 0 | 0 | 0 | 0 | 0 | 0 | .000 | 0 | 0 | 0 | 0 | .000 | 0 | 0 | 0-0 | 2 | 1 | 0 | 1.000 |
| TOTAL | .000 | 0-0 | 0 | 0 | 0 | 0 | 0 | 0 | 0 | 0 | .000 | 0 | 0 | 0 | 0 | .000 | 0 | 0 | 0-0 | 2 | 1 | 0 | 1.000 |

| Year | era | w-l | app | gs | cg | sho | sv | ip | h | r | er | bb | so | 2b | 3b | hr | bf | bavg | wp | hbp | bk | sfa | sha |
|-------|------|-----|-----|----|----|-----|----|------|----|---|----|----|----|----|----|----|----|------|----|-----|----|-----|-----|
| 2023 | 1.11 | 4-0 | 4 | 4 | 1 | 1/1 | 0 | 19.0 | 12 | 4 | 3 | 9 | 17 | 1 | 0 | 1 | 81 | .169 | 3 | 0 | 0 | 0 | 1 |
| TOTAL | 1.11 | 4-0 | 4 | 4 | 1 | 1/1 | 0 | 19.0 | 12 | 4 | 3 | 9 | 17 | 1 | 0 | 1 | 81 | .169 | 3 | 0 | 0 | 0 | 1 |



GEORGIA CLARK

25

Infield • 5-9 • Graduate Student • R/R • 4L • Houston, Texas (Stratford HS)

SEASON HIGHS

| | |
|-----------------|--|
| Hits | 2, Four Times |
| Doubles | 1, Three Times |
| Triples | N/A |
| Home Runs | 1, Four Times |
| Total Bases | 5, at UL-Lafayette (02/25/23) A&M-Corpus Christi (02/24/23) |
| RBI's | 4, at ULM (02/22/23) |
| Runs Scored | 3, #19/25 Oregon St. (02/11/23) |
| Walks | 3, New Mexico (02/11/23) |
| Hit By Pitch | N/A |
| Sacrifice Flies | N/A |
| Sac Hits | N/A |
| At Bats | 4, Five Times |
| Stolen Bases | N/A |
| Putouts | 6, A&M-Corpus Christi (02/24/23) New Mexico (02/10/23) |
| Assists | 1, Nicholls (02/12/23) |

CAREER HIGHS

| | |
|-----------------|--|
| Hits | 3, Four Times |
| Doubles | 2, Sam Houston St. (02/22/20) |
| Triples | N/A |
| Home Runs | 2, #2 Alabama (03/12/22) South Alabama (02/12/22) |
| Total Bases | 8, #2 Alabama (03/12/22) South Alabama (02/12/22) |
| RBI's | 5, Three Times |
| Runs Scored | 3, #19/25 Oregon St. (02/11/23) |
| Walks | 3, New Mexico (02/11/23) Florida A&M (02/09/20) |
| Hit By Pitch | 1 at Southeastern La. (03/16/21) vs. Liberty (02/20/21) |
| Sacrifice Flies | 1, Nine Times |
| Sac Hits | 1, Louisiana Tech (03/06/22) Auburn (05/07/21) |
| At Bats | 5 vs. Mississippi St. (05/11/22) Drake (02/26/22) |
| Stolen Bases | N/A |
| Putouts | 13, #21 ULL (03/05/22) Drake (02/26/22) |
| Assists | 2, Illinois (02/13/22) |

Complete bio

Graduate Season (2023)

- Currently ranks No. 6 in LSU record book with 35 career home runs.
- Ranks No. 8 all-time in program's record book with 108 career walks.
- Was named to the 2022 NFCA All-Region Third Team and All-SEC Second Team.

2023 SEASON GAME-BY-GAME

| Date | Opponent | Pos | AB | R | H | RBI | 2B | 3B | HR | BB | SB | CS | HBP | SAC | SF | GDP | K | PO | A | E | Avg |
|--------|---------------------|------|----|----|----|-----|----|----|----|----|----|----|-----|-----|----|-----|---|----|---|---|------|
| Feb 10 | NEW MEXICO | *1b | 3 | 1 | 2 | 0 | 0 | 0 | 0 | 1 | 0 | 0 | 0 | 0 | 0 | 0 | 1 | 6 | 0 | 0 | .667 |
| Feb 11 | OREGON ST. | *1b | 1 | 3 | 1 | 2 | 0 | 0 | 1 | 2 | 0 | 0 | 0 | 0 | 0 | 0 | 0 | 5 | 0 | 0 | .750 |
| Feb 11 | NEW MEXICO | *dh | 1 | 0 | 1 | 0 | 0 | 0 | 0 | 3 | 0 | 0 | 0 | 0 | 0 | 0 | 0 | 0 | 0 | 0 | .800 |
| Feb 12 | OREGON ST. | *dh | 3 | 0 | 1 | 0 | 0 | 0 | 0 | 1 | 0 | 0 | 0 | 0 | 0 | 0 | 1 | 0 | 0 | 0 | .625 |
| Feb 12 | NICHOLLS | *1b | 2 | 0 | 1 | 0 | 1 | 0 | 0 | 1 | 0 | 0 | 0 | 0 | 0 | 0 | 0 | 4 | 1 | 0 | .600 |
| Feb 17 | OHIO | *1b | 4 | 1 | 1 | 1 | 1 | 0 | 0 | 0 | 0 | 0 | 0 | 0 | 0 | 0 | 1 | 4 | 0 | 0 | .500 |
| Feb 17 | UTAH | *dh | 3 | 0 | 1 | 0 | 0 | 0 | 0 | 0 | 0 | 0 | 0 | 0 | 0 | 0 | 0 | 0 | 0 | 0 | .471 |
| Feb 18 | UTAH | *dh | 2 | 1 | 1 | 0 | 0 | 0 | 0 | 1 | 0 | 0 | 0 | 0 | 0 | 0 | 0 | 0 | 0 | 0 | .474 |
| Feb 18 | CENTRAL ARK. | *dh | 1 | 0 | 0 | 0 | 0 | 0 | 0 | 1 | 0 | 0 | 0 | 0 | 0 | 0 | 1 | 0 | 0 | 0 | .450 |
| Feb 19 | CENTRAL ARK. | *dh | 2 | 0 | 1 | 0 | 0 | 0 | 0 | 2 | 0 | 0 | 0 | 0 | 0 | 0 | 1 | 0 | 0 | 0 | .455 |
| Feb 21 | at Louisiana Tech | *dh | 4 | 0 | 1 | 0 | 0 | 0 | 0 | 0 | 0 | 0 | 0 | 0 | 0 | 0 | 0 | 0 | 0 | 0 | .423 |
| Feb 22 | at ULM | *dh | 4 | 1 | 1 | 4 | 0 | 0 | 1 | 1 | 0 | 0 | 0 | 0 | 0 | 0 | 1 | 0 | 0 | 0 | .400 |
| Feb 24 | A&M-CORPUS CHRIS | *1b | 2 | 1 | 2 | 3 | 0 | 0 | 1 | 0 | 0 | 0 | 0 | 0 | 0 | 0 | 0 | 6 | 0 | 0 | .438 |
| Feb 25 | ULL | *dh | 4 | 1 | 2 | 2 | 0 | 0 | 1 | 0 | 0 | 0 | 0 | 0 | 0 | 0 | 0 | 0 | 0 | 0 | .444 |
| Feb 25 | A&M-CORPUS CHRIS | *dh | 1 | 1 | 1 | 2 | 0 | 0 | 0 | 1 | 0 | 0 | 0 | 0 | 0 | 0 | 0 | 0 | 0 | 0 | .459 |
| Feb 26 | at ULL | *dh | 3 | 0 | 0 | 0 | 0 | 0 | 0 | 1 | 0 | 0 | 0 | 0 | 0 | 0 | 0 | 0 | 0 | 0 | .425 |
| Mar 03 | vs Michigan | *dh | 3 | 1 | 1 | 1 | 0 | 0 | 1 | 0 | 0 | 0 | 0 | 0 | 0 | 0 | 0 | 0 | 0 | 0 | .419 |
| Mar 03 | vs Loyola Marymount | *dh | 2 | 0 | 1 | 0 | 0 | 0 | 0 | 2 | 0 | 0 | 0 | 0 | 0 | 0 | 1 | 0 | 0 | 0 | .422 |
| Mar 04 | vs Minnesota | *dh | 4 | 0 | 0 | 0 | 0 | 0 | 0 | 0 | 0 | 0 | 0 | 0 | 0 | 0 | 1 | 0 | 0 | 0 | .388 |
| Mar 04 | vs San Jose St. | *dh | 1 | 0 | 0 | 0 | 0 | 0 | 0 | 2 | 0 | 0 | 0 | 0 | 0 | 0 | 0 | 0 | 0 | 0 | .380 |
| Mar 05 | vs Cal Poly | *dh | 3 | 1 | 2 | 2 | 1 | 0 | 0 | 0 | 0 | 0 | 0 | 0 | 0 | 0 | 0 | 0 | 0 | 0 | .396 |
| Totals | | 21gs | 53 | 12 | 21 | 17 | 3 | 0 | 5 | 19 | 0 | 0 | 0 | 0 | 0 | 0 | 8 | 25 | 1 | 0 | .396 |

On base pct. .556 • Slugging pct. .736

CLARK'S CAREER STATS

| Year | avg | gp-gs | ab | r | h | 2b | 3b | hr | rbi | tb | slg% | bb | hbp | so | gdp | ob% | sf | sh | sb-att | po | a | e | fld% |
|-------|------|---------|-----|----|-----|----|----|----|-----|-----|------|-----|-----|----|-----|------|----|----|--------|-----|----|----|-------|
| 2019 | .240 | 22-8 | 25 | 2 | 6 | 3 | 0 | 0 | 7 | 9 | .360 | 7 | 0 | 9 | 0 | .406 | 0 | 0 | 0-0 | 1 | 0 | 0 | 1.000 |
| 2020 | .429 | 24-24 | 56 | 18 | 24 | 5 | 0 | 4 | 19 | 41 | .732 | 16 | 0 | 4 | 1 | .548 | 1 | 0 | 0-0 | 82 | 1 | 1 | .988 |
| 2021 | .252 | 56-56 | 151 | 15 | 38 | 4 | 0 | 10 | 32 | 72 | .477 | 24 | 2 | 20 | 2 | .356 | 3 | 1 | 0-0 | 181 | 6 | 1 | .995 |
| 2022 | .301 | 57-57 | 156 | 32 | 47 | 9 | 0 | 16 | 61 | 104 | .667 | 42 | 0 | 32 | 1 | .441 | 4 | 1 | 0-0 | 268 | 11 | 8 | .972 |
| 2023 | .396 | 21-21 | 53 | 12 | 21 | 3 | 0 | 5 | 17 | 39 | .736 | 19 | 0 | 8 | 0 | .556 | 0 | 0 | 0-0 | 25 | 1 | 0 | 1.000 |
| TOTAL | .308 | 180-166 | 441 | 79 | 136 | 24 | 0 | 35 | 136 | 265 | .601 | 108 | 2 | 73 | 4 | .440 | 8 | 2 | 0-0 | 557 | 19 | 10 | .983 |



McKAELA WALKER

27

Infield • 5-3 • Freshman • R/R • HS • Marietta, Ga. (Marietta HS)

| SEASON HIGHS | |
|-----------------|--|
| Hits | N/A |
| Doubles | N/A |
| Triples | N/A |
| Home Runs | N/A |
| Total Bases | N/A |
| RBI's | N/A |
| Runs Scored | 1, Three Times |
| Walks | 1, Three Times |
| Hit By Pitch | 1, A&M-Corpus Christi (02/24/23) |
| Sacrifice Flies | N/A |
| Sac Hits | N/A |
| At Bats | 2, A&M-Corpus Christi (02/24/23) Nicholls (02/12/23) |
| Stolen Bases | N/A |
| Putouts | 1, A&M-Corpus Christi (02/25/23) #19/25 Oregon St. (02/11/23) |
| Assists | N/A |

| CAREER HIGHS | |
|-----------------|--|
| Hits | N/A |
| Doubles | N/A |
| Triples | N/A |
| Home Runs | N/A |
| Total Bases | N/A |
| RBI's | N/A |
| Runs Scored | 1, Three Times |
| Walks | 1, Three Times |
| Hit By Pitch | 1, A&M-Corpus Christi (02/24/23) |
| Sacrifice Flies | N/A |
| Sac Hits | N/A |
| At Bats | 2, A&M-Corpus Christi (02/24/23) Nicholls (02/12/23) |
| Stolen Bases | N/A |
| Putouts | 1, A&M-Corpus Christi (02/25/23) #19/25 Oregon St. (02/11/23) |
| Assists | N/A |

Complete bio

Freshman Season (2023)

- Scored first career run in the season opener against New Mexico (Feb. 10) and made first career start at the DP position against Nicholls (Feb. 12).
- Initially signed with LSU in November to join 2024 roster but became the first true freshman mid-year enrollee since 2002 for the Tigers.

2023 SEASON GAME-BY-GAME

| Date | Opponent | Pos | AB | R | H | RBI | 2B | 3B | HR | BB | SB | CS | HBP | SAC | SF | GDP | K | PO | A | E | Avg |
|--------|------------------|--------|----|---|---|-----|----|----|----|----|----|----|-----|-----|----|-----|---|----|---|---|------|
| Feb 10 | NEW MEXICO | pr | 0 | 1 | 0 | 0 | 0 | 0 | 0 | 0 | 0 | 0 | 0 | 0 | 0 | 0 | 0 | 0 | 0 | 0 | .000 |
| Feb 11 | OREGON ST. | 2b | 0 | 0 | 0 | 0 | 0 | 0 | 0 | 0 | 0 | 0 | 0 | 0 | 0 | 0 | 0 | 1 | 0 | 0 | .000 |
| Feb 12 | NICHOLLS | *dh | 2 | 0 | 0 | 0 | 0 | 0 | 0 | 1 | 0 | 0 | 0 | 0 | 0 | 0 | 0 | 0 | 0 | 0 | .000 |
| Feb 24 | A&M-CORPUS CHRIS | *dh/2b | 2 | 1 | 0 | 0 | 0 | 0 | 0 | 0 | 0 | 0 | 1 | 0 | 0 | 0 | 0 | 0 | 0 | 0 | .000 |
| Feb 25 | ULL | pr | 0 | 0 | 0 | 0 | 0 | 0 | 0 | 0 | 0 | 0 | 0 | 0 | 0 | 0 | 0 | 0 | 0 | 0 | .000 |
| Feb 25 | A&M-CORPUS CHRIS | ph/ss | 0 | 0 | 0 | 0 | 0 | 0 | 0 | 1 | 0 | 0 | 0 | 0 | 0 | 0 | 0 | 1 | 0 | 0 | .000 |
| Mar 04 | vs San Jose St. | ph/ss | 0 | 1 | 0 | 0 | 0 | 0 | 0 | 1 | 0 | 0 | 0 | 0 | 0 | 0 | 0 | 0 | 0 | 1 | .000 |
| Totals | | 2gs | 4 | 3 | 0 | 0 | 0 | 0 | 0 | 3 | 0 | 0 | 1 | 0 | 0 | 0 | 0 | 2 | 0 | 1 | .000 |

On base pct. .500 • Slugging pct. .000

WALKER'S CAREER STATS

| Year | avg | gp-gs | ab | r | h | 2b | 3b | hr | rbi | tb | slg% | bb | hbp | so | gdp | ob% | sf | sh | sb-att | po | a | e | fld% |
|-------|------|-------|----|---|---|----|----|----|-----|----|------|----|-----|----|-----|------|----|----|--------|----|---|---|------|
| 2023 | .000 | 7-2 | 4 | 3 | 0 | 0 | 0 | 0 | 0 | 0 | .000 | 3 | 1 | 0 | 0 | .500 | 0 | 0 | 0-0 | 2 | 0 | 1 | .667 |
| TOTAL | .000 | 7-2 | 4 | 3 | 0 | 0 | 0 | 0 | 0 | 0 | .000 | 3 | 1 | 0 | 0 | .500 | 0 | 0 | 0-0 | 2 | 0 | 1 | .667 |



SYDNEY BERZON

29

Pitcher • 6-0 • Freshman • R/R • HS • Buffalo, N.Y. (Baylor HS)

SEASON HIGHS

| | |
|-----------------|--|
| Innings Pitched | 7.0, vs. Minnesota (03/04/23) |
| Strikeouts | 8, vs. Minnesota. (03/04/23) vs. LMU (03/03/23) |
| Batters Faced | 26, vs. LMU (03/05/23) |
| Putouts | 1, Utah (02/17/23) |
| Assists | 2, Three Times |
| Caught Stealing | N/A |

Complete bio

Freshman Season (2023)

- Named SEC Freshman of the Week (Feb. 20) after going 2-0 with one save in three appearances (Feb. 17-19).
- Has a 0.63 ERA that ranks No. 6 in the SEC behind 42 strikeouts in 44.1 innings pitched.
- Tennessee Gatorade Player of the Year, two-time high school All-American and two-time state champion.

2023 SEASON GAME-BY-GAME

| Date | Opponent | Pos | AB | R | H | RBI | 2B | 3B | HR | BB | SB | CS | HBP | SAC | SF | GDP | K | PO | A | E | Avg |
|--------|---------------------|-----|----|---|---|-----|----|----|----|----|----|----|-----|-----|----|-----|---|----|---|---|------|
| Feb 11 | OREGON ST. | *p | 0 | 0 | 0 | 0 | 0 | 0 | 0 | 0 | 0 | 0 | 0 | 0 | 0 | 0 | 0 | 0 | 1 | 0 | .000 |
| Feb 17 | UTAH | p | 0 | 0 | 0 | 0 | 0 | 0 | 0 | 0 | 0 | 0 | 0 | 0 | 0 | 0 | 0 | 1 | 2 | 0 | .000 |
| Feb 21 | at Louisiana Tech | p | 0 | 0 | 0 | 0 | 0 | 0 | 0 | 0 | 0 | 0 | 0 | 0 | 0 | 0 | 0 | 0 | 1 | 0 | .000 |
| Feb 22 | at ULM | p | 0 | 0 | 0 | 0 | 0 | 0 | 0 | 0 | 0 | 0 | 0 | 0 | 0 | 0 | 0 | 0 | 2 | 0 | .000 |
| Mar 03 | vs Loyola Marymount | p | 0 | 0 | 0 | 0 | 0 | 0 | 0 | 0 | 0 | 0 | 0 | 0 | 0 | 0 | 0 | 0 | 2 | 0 | .000 |
| Totals | | 1gs | 0 | 0 | 0 | 0 | 0 | 0 | 0 | 0 | 0 | 0 | 0 | 0 | 0 | 0 | 0 | 1 | 8 | 0 | .000 |

On base pct. .000 • Slugging pct. .000

#29 Sydney Berzon - 11 appearances (All games)

| Date | Opponent | GS | IP | H | R | ER | BB | SO | 2B | 3B | HR | WP | BK | HBP | IBB | Score | W-L | Sv | ERA | NP |
|--------|---------------------|----|------|----|---|----|----|----|----|----|----|----|----|-----|-----|-------|-----|----|------|----|
| Feb 11 | OREGON ST. | * | 5.0 | 1 | 0 | 0 | 0 | 5 | 0 | 0 | 0 | 1 | 0 | 0 | 0 | 12-0 | 1-0 | 0 | 0.00 | 68 |
| Feb 11 | NEW MEXICO | | 1.2 | 1 | 0 | 0 | 0 | 1 | 0 | 0 | 0 | 0 | 0 | 0 | 0 | 11-3 | 1-0 | 1 | 0.00 | 25 |
| Feb 12 | NICHOLLS | | 1.0 | 0 | 0 | 0 | 0 | 1 | 0 | 0 | 0 | 0 | 0 | 0 | 0 | 4-3 | 1-0 | 2 | 0.00 | 14 |
| Feb 17 | UTAH | | 3.1 | 4 | 1 | 1 | 2 | 0 | 1 | 0 | 0 | 0 | 0 | 0 | 0 | 6-4 | 2-0 | 2 | 0.64 | 46 |
| Feb 18 | UTAH | | 2.2 | 1 | 0 | 0 | 0 | 3 | 0 | 0 | 0 | 0 | 0 | 0 | 0 | 2-1 | 2-0 | 3 | 0.51 | 44 |
| Feb 19 | CENTRAL ARK. | * | 4.1 | 4 | 1 | 0 | 2 | 6 | 0 | 0 | 0 | 0 | 0 | 1 | 0 | 3-1 | 3-0 | 3 | 0.39 | 72 |
| Feb 21 | at Louisiana Tech | | 2.2 | 4 | 0 | 0 | 1 | 3 | 0 | 0 | 0 | 0 | 0 | 1 | 0 | 3-1 | 4-0 | 3 | 0.34 | 55 |
| Feb 22 | at ULM | | 5.1 | 2 | 0 | 0 | 3 | 5 | 0 | 0 | 0 | 0 | 0 | 1 | 0 | 9-3 | 5-0 | 3 | 0.27 | 89 |
| Feb 25 | ULL | | 5.0 | 5 | 1 | 1 | 2 | 2 | 0 | 0 | 1 | 1 | 0 | 0 | 0 | 4-5 | 5-0 | 3 | 0.45 | 71 |
| Mar 03 | vs Loyola Marymount | | 6.1 | 6 | 2 | 2 | 1 | 8 | 0 | 0 | 0 | 1 | 0 | 1 | 0 | 6-5 | 6-0 | 3 | 0.75 | 96 |
| Mar 04 | vs Minnesota | * | 7.0 | 3 | 0 | 0 | 0 | 8 | 1 | 0 | 0 | 1 | 0 | 1 | 0 | 3-0 | 7-0 | 3 | 0.63 | 94 |
| Totals | | 3 | 44.1 | 31 | 5 | 4 | 11 | 42 | 2 | 0 | 1 | 4 | 0 | 5 | 0 | 63-26 | 7-0 | 3 | 0.63 | - |

CAREER HIGHS

| | |
|-----------------|--|
| Innings Pitched | 7.0, vs. Minnesota (03/04/23) |
| Strikeouts | 8, vs. Minnesota. (03/04/23) vs. LMU (03/03/23) |
| Batters Faced | 26, vs. LMU (03/05/23) |
| Putouts | 1, Utah (02/17/23) |
| Assists | 2, Three Times |
| Caught Stealing | N/A |

BERZON'S CAREER STATS

| Year | avg | gp-gs | ab | r | h | 2b | 3b | hr | rbi | tb | slg% | bb | hbp | so | gdp | ob% | sf | sh | sb-att | po | a | e | fld% |
|-------|------|-------|----|---|---|----|----|----|-----|----|------|----|-----|----|-----|------|----|----|--------|----|---|---|-------|
| 2023 | .000 | 0-0 | 0 | 0 | 0 | 0 | 0 | 0 | 0 | 0 | .000 | 0 | 0 | 0 | 0 | .000 | 0 | 0 | 0-0 | 1 | 8 | 0 | 1.000 |
| TOTAL | .000 | 0-0 | 0 | 0 | 0 | 0 | 0 | 0 | 0 | 0 | .000 | 0 | 0 | 0 | 0 | .000 | 0 | 0 | 0-0 | 1 | 8 | 0 | 1.000 |

| Year | era | w-l | app | gs | cg | sho | sv | ip | h | r | er | bb | so | 2b | 3b | hr | bf | bavg | wp | hbp | bk | sfa | sha |
|-------|------|-----|-----|----|----|-----|----|------|----|---|----|----|----|----|----|----|-----|------|----|-----|----|-----|-----|
| 2023 | 0.63 | 7-0 | 11 | 3 | 2 | 2/0 | 3 | 44.1 | 31 | 5 | 4 | 11 | 42 | 2 | 0 | 1 | 178 | .194 | 4 | 5 | 0 | 0 | 2 |
| TOTAL | 0.63 | 7-0 | 11 | 3 | 2 | 2/0 | 3 | 44.1 | 31 | 5 | 4 | 11 | 42 | 2 | 0 | 1 | 178 | .194 | 4 | 5 | 0 | 0 | 2 |



RAELIN CHAFFIN

34

Pitcher • 5-6 • Sophomore • R/R • 1L • Bossier (Fairhope HS)

SEASON HIGHS

| | |
|-----------------|--|
| Innings Pitched | 4.1, at Louisiana Tech (02/21/23) New Mexico (02/11/23) |
| Strikeouts | 4, at Louisiana Tech (02/21/23) Utah (02/18/23) |
| Batters Faced | 23, New Mexico (02/11/23) |
| Putouts | N/A |
| Assists | 3, New Mexico (02/11/23) |
| Caught Stealing | N/A |

Complete bio

Sophomore Season (2023)

- Logged 50th career strikeout and her seventh career victory against New Mexico (Feb. 11).
- Earned first career SEC win against No. 2 Alabama (March 12, 2022) where she was one batter shy of a perfect game.

2023 SEASON GAME-BY-GAME

| Date | Opponent | Pos | AB | R | H | RBI | 2B | 3B | HR | BB | SB | CS | HBP | SAC | SF | GDP | K | PO | A | E | Avg |
|--------|-------------------|-----|----|---|---|-----|----|----|----|----|----|----|-----|-----|----|-----|---|----|---|---|------|
| Feb 11 | NEW MEXICO | *p | 0 | 0 | 0 | 0 | 0 | 0 | 0 | 0 | 0 | 0 | 0 | 0 | 0 | 0 | 0 | 0 | 3 | 0 | .000 |
| Feb 18 | UTAH | *p | 0 | 0 | 0 | 0 | 0 | 0 | 0 | 0 | 0 | 0 | 0 | 0 | 0 | 0 | 0 | 0 | 1 | 0 | .000 |
| Feb 21 | at Louisiana Tech | *p | 0 | 0 | 0 | 0 | 0 | 0 | 0 | 0 | 0 | 0 | 0 | 0 | 0 | 0 | 0 | 0 | 1 | 0 | .000 |
| Totals | | 3gs | 0 | 0 | 0 | 0 | 0 | 0 | 0 | 0 | 0 | 0 | 0 | 0 | 0 | 0 | 0 | 0 | 5 | 0 | .000 |

On base pct. .000 • Slugging pct. .000

#34 Raelin Chaffin - 5 appearances (All games)

| Date | Opponent | GS | IP | H | R | ER | BB | SO | 2B | 3B | HR | WP | BK | HBP | IBB | Score | W-L | Sv | ERA | NP |
|--------|---------------------|----|------|----|----|----|----|----|----|----|----|----|----|-----|-----|-------|-----|----|------|----|
| Feb 11 | NEW MEXICO | * | 4.1 | 9 | 3 | 2 | 0 | 2 | 0 | 0 | 1 | 1 | 0 | 1 | 0 | 11-3 | 1-0 | 0 | 3.23 | 88 |
| Feb 18 | UTAH | * | 4.1 | 5 | 1 | 0 | 1 | 4 | 1 | 1 | 0 | 0 | 0 | 1 | 0 | 2-1 | 2-0 | 0 | 1.62 | 67 |
| Feb 21 | at Louisiana Tech | * | 4.0 | 2 | 1 | 1 | 3 | 4 | 0 | 0 | 0 | 1 | 0 | 2 | 0 | 3-1 | 2-0 | 0 | 1.66 | 60 |
| Feb 25 | ULL | * | 2.0 | 2 | 4 | 4 | 1 | 0 | 0 | 0 | 1 | 0 | 0 | 1 | 0 | 4-5 | 2-1 | 0 | 3.34 | 32 |
| Mar 03 | vs Loyola Marymount | * | 0.1 | 3 | 3 | 3 | 1 | 1 | 0 | 0 | 2 | 1 | 0 | 0 | 0 | 6-5 | 2-1 | 0 | 4.67 | 28 |
| Totals | | 5 | 15.0 | 21 | 12 | 10 | 6 | 11 | 1 | 1 | 4 | 3 | 0 | 5 | 0 | 26-15 | 2-1 | 0 | 4.67 | - |

CAREER HIGHS

| | |
|-----------------|--|
| Innings Pitched | 7.0, #2 Alabama (03/12/22) Central Conn. St. (03/06/22) |
| Strikeouts | 12, Central, Conn. St. (03/06/22) |
| Batters Faced | 30, #8 Kentucky (04/03/22) |
| Putouts | 1, Three Times |
| Assists | 3, New Mexico (02/11/23) at McNeese St. (04/19/22) |
| Caught Stealing | N/A |

CHAFFIN'S CAREER STATS

| Year | avg | gp-gs | ab | r | h | 2b | 3b | hr | rbi | tb | slg% | bb | hbp | so | gdp | ob% | sf | sh | sb-att | po | a | e | fld% |
|-------|------|-------|----|---|---|----|----|----|-----|----|------|----|-----|----|-----|------|----|----|--------|----|----|---|-------|
| 2022 | .000 | 1-1 | 0 | 0 | 0 | 0 | 0 | 0 | 0 | 0 | .000 | 0 | 0 | 0 | 0 | .000 | 0 | 0 | 0-0 | 3 | 6 | 1 | .900 |
| 2023 | .000 | 0-0 | 0 | 0 | 0 | 0 | 0 | 0 | 0 | 0 | .000 | 0 | 0 | 0 | 0 | .000 | 0 | 0 | 0-0 | 0 | 5 | 0 | 1.000 |
| TOTAL | .000 | 1-1 | 0 | 0 | 0 | 0 | 0 | 0 | 0 | 0 | .000 | 0 | 0 | 0 | 0 | .000 | 0 | 0 | 0-0 | 3 | 11 | 1 | .933 |

| Year | era | w-l | app | gs | cg | sho | sv | ip | h | r | er | bb | so | 2b | 3b | hr | bf | bavg | wp | hbp | bk | sfa | sha |
|-------|------|-----|-----|----|----|-----|----|------|----|----|----|----|----|----|----|----|-----|------|----|-----|----|-----|-----|
| 2022 | 3.23 | 6-2 | 14 | 10 | 2 | 1/0 | 0 | 56.1 | 64 | 30 | 26 | 9 | 48 | 5 | 0 | 12 | 250 | .269 | 2 | 2 | 0 | 0 | 1 |
| 2023 | 4.67 | 2-1 | 5 | 5 | 0 | 0/0 | 0 | 15.0 | 21 | 12 | 10 | 6 | 11 | 1 | 1 | 4 | 76 | .328 | 3 | 5 | 0 | 0 | 1 |
| TOTAL | 3.53 | 8-3 | 19 | 15 | 2 | 1/0 | 0 | 71.1 | 85 | 42 | 36 | 15 | 59 | 6 | 1 | 16 | 326 | .281 | 5 | 7 | 0 | 0 | 2 |



ALI NEWLAND

44

Outfield/Catcher • 5-4 • Junior • L/R • 2L • Bremen, Ga. (Bremen HS)

SEASON HIGHS

| | |
|-----------------|---|
| Hits | 3, vs. San Jose St. (03/04/23) |
| Doubles | 1, vs. Minnesota (03/04/23) vs. LMU (03/03/23) |
| Triples | N/A |
| Home Runs | 1, vs. Cal Poly (03/05/23) New Mexico (02/11/23) |
| Total Bases | 4, vs. Cal Poly (03/05/23) New Mexico (02/11/23) |
| RBIs | 4, New Mexico (02/11/23) |
| Runs Scored | 2, vs. San Jose St. (03/04/23) |
| Walks | 2, at ULM (02/22/23) |
| Hit By Pitch | 2, New Mexico (02/11/23) |
| Sacrifice Flies | 1, Ohio, (02/17/23) |
| Sac Hits | 1, Utah (02/17/23) |
| At Bats | 4, vs. San Jose St. (03/04/23) |
| Stolen Bases | N/A |
| Putouts | 10, vs. LMU (03/03/23) |
| Assists | N/A |

CAREER HIGHS

| | |
|-----------------|---|
| Hits | 3, Three Times |
| Doubles | 2, #8 Kentucky (04/02/22) |
| Triples | 1, Purdue (02/27/22) vs. #15 Missouri (05/13/21) |
| Home Runs | 1, 12 Times |
| Total Bases | 6, Three Times |
| RBIs | 4, Five Times |
| Runs Scored | 2, Five Times |
| Walks | 2, Four Times |
| Hit By Pitch | 2, New Mexico (02/11/23) |
| Sacrifice Flies | 1, Ohio (02/17/23) |
| Sac Hits | 1, Utah (02/17/23) at Texas A&M (04/10/22) |
| At Bats | 5 at #14 Georgia (04/23/22) |
| Stolen Bases | 1, Five Times |
| Putouts | 11, Three Times |
| Assists | 3, Illinois (02/13/22) |
| Caught Stealing | 1, Purdue (02/26/22) |

Complete bio

Junior Season (2023)

- Has two homers on the year after hitting her most recent against Cal Poly (March 5).
- Matched career-high four RBIs against New Mexico (Feb. 11).


2023 SEASON GAME-BY-GAME

| Date | Opponent | Pos | AB | R | H | RBI | 2B | 3B | HR | BB | SB | CS | HBP | SAC | SF | GDP | K | PO | A | E | Avg | |
|--------|---------------------|-------|------|----|----|-----|----|----|----|----|----|----|-----|-----|----|-----|---|----|----|---|------|------|
| Feb 10 | NEW MEXICO | *of | 3 | 1 | 2 | 1 | 0 | 0 | 0 | 1 | 0 | 0 | 0 | 0 | 0 | 0 | 0 | 0 | 0 | 0 | .667 | |
| Feb 11 | OREGON ST. | *of | 2 | 0 | 1 | 1 | 0 | 0 | 0 | 1 | 0 | 0 | 0 | 0 | 0 | 0 | 0 | 0 | 0 | 0 | .600 | |
| Feb 11 | NEW MEXICO | *of | 2 | 1 | 1 | 4 | 0 | 0 | 1 | 0 | 0 | 0 | 2 | 0 | 0 | 0 | 1 | 2 | 0 | 0 | .571 | |
| Feb 12 | OREGON ST. | *of | 2 | 0 | 0 | 0 | 0 | 0 | 0 | 1 | 0 | 0 | 0 | 0 | 0 | 0 | 0 | 1 | 0 | 0 | .444 | |
| Feb 12 | NICHOLLS | *c/of | 3 | 0 | 0 | 0 | 0 | 0 | 0 | 0 | 0 | 0 | 0 | 0 | 0 | 0 | 1 | 9 | 0 | 0 | .333 | |
| Feb 17 | OHIO | *c | 2 | 1 | 1 | 2 | 0 | 0 | 0 | 0 | 0 | 0 | 0 | 0 | 1 | 0 | 0 | 3 | 0 | 0 | .357 | |
| Feb 17 | UTAH | *of | 2 | 0 | 0 | 0 | 0 | 0 | 0 | 0 | 0 | 0 | 0 | 1 | 0 | 1 | 1 | 4 | 0 | 0 | .312 | |
| Feb 18 | UTAH | *of | 3 | 0 | 0 | 0 | 0 | 0 | 0 | 0 | 0 | 0 | 0 | 0 | 0 | 0 | 2 | 1 | 0 | 0 | .263 | |
| Feb 18 | CENTRAL ARK. | *of | 2 | 0 | 0 | 0 | 0 | 0 | 0 | 0 | 0 | 0 | 0 | 0 | 0 | 0 | 0 | 0 | 0 | 1 | .238 | |
| Feb 19 | CENTRAL ARK. | *of | 0 | 0 | 0 | 0 | 0 | 0 | 0 | 0 | 0 | 0 | 0 | 0 | 0 | 0 | 0 | 0 | 0 | 0 | .238 | |
| Feb 21 | at Louisiana Tech | *of | 3 | 1 | 1 | 0 | 0 | 0 | 0 | 0 | 0 | 0 | 0 | 0 | 0 | 0 | 0 | 0 | 0 | 0 | .250 | |
| Feb 22 | at ULM | *of | 3 | 1 | 0 | 0 | 0 | 0 | 0 | 2 | 0 | 0 | 0 | 0 | 0 | 0 | 0 | 1 | 1 | 0 | .222 | |
| Feb 24 | A&M-CORPUS CHRIS | *c | 3 | 0 | 1 | 1 | 0 | 0 | 0 | 0 | 0 | 0 | 0 | 0 | 0 | 0 | 0 | 7 | 0 | 0 | .233 | |
| Feb 25 | ULL | *of | 3 | 0 | 0 | 0 | 0 | 0 | 0 | 0 | 0 | 0 | 0 | 0 | 0 | 0 | 1 | 2 | 0 | 0 | .212 | |
| Feb 25 | A&M-CORPUS CHRIS | *c | 1 | 1 | 1 | 1 | 0 | 0 | 0 | 1 | 0 | 0 | 0 | 0 | 0 | 0 | 0 | 5 | 0 | 0 | .235 | |
| Feb 26 | at ULL | *of | 0 | 0 | 0 | 0 | 0 | 0 | 0 | 0 | 0 | 0 | 0 | 0 | 0 | 0 | 0 | 1 | 0 | 0 | .235 | |
| Mar 03 | vs Michigan | *of | 3 | 0 | 0 | 0 | 0 | 0 | 0 | 0 | 0 | 0 | 0 | 0 | 0 | 0 | 2 | 2 | 0 | 0 | .216 | |
| Mar 03 | vs Loyola Marymount | *c | 1 | 1 | 1 | 1 | 1 | 0 | 0 | 1 | 0 | 0 | 1 | 0 | 0 | 0 | 0 | 10 | 0 | 0 | .237 | |
| Mar 04 | vs Minnesota | *of | 3 | 0 | 1 | 0 | 1 | 0 | 0 | 0 | 0 | 0 | 0 | 0 | 0 | 0 | 0 | 0 | 0 | 0 | .244 | |
| Mar 04 | vs San Jose St. | *c | 4 | 2 | 3 | 3 | 0 | 0 | 0 | 1 | 0 | 0 | 0 | 0 | 0 | 0 | 0 | 4 | 0 | 0 | .289 | |
| Mar 05 | vs Cal Poly | *of | 3 | 1 | 1 | 2 | 0 | 0 | 1 | 0 | 0 | 0 | 0 | 0 | 0 | 0 | 0 | 0 | 0 | 0 | .292 | |
| Totals | | | 19gs | 48 | 10 | 14 | 16 | 2 | 0 | 2 | 8 | 0 | 0 | 3 | 1 | 1 | 1 | 8 | 52 | 0 | 1 | .292 |

On base pct. .417 • Slugging pct. .458

NEWLAND'S CAREER STATS

| Year | avg | gp-gs | ab | r | h | 2b | 3b | hr | rbi | tb | slg% | bb | hbp | so | gdp | ob% | sf | sh | sb-att | po | a | e | fld% |
|-------|------|--------|-----|----|----|----|----|----|-----|-----|------|----|-----|----|-----|------|----|----|--------|-----|----|---|-------|
| 2021 | .200 | 25-14 | 40 | 6 | 8 | 1 | 1 | 3 | 8 | 20 | .500 | 7 | 1 | 10 | 0 | .333 | 0 | 0 | 0-0 | 9 | 0 | 0 | 1.000 |
| 2022 | .284 | 55-55 | 169 | 26 | 48 | 12 | 1 | 7 | 35 | 83 | .491 | 11 | 4 | 12 | 2 | .342 | 0 | 1 | 5-6 | 135 | 11 | 5 | .967 |
| 2023 | .292 | 21-19 | 48 | 10 | 14 | 2 | 0 | 2 | 16 | 22 | .458 | 8 | 3 | 8 | 1 | .417 | 1 | 1 | 0-0 | 52 | 0 | 1 | .981 |
| TOTAL | .272 | 101-88 | 257 | 42 | 70 | 15 | 2 | 12 | 59 | 125 | .486 | 26 | 8 | 30 | 3 | .356 | 1 | 2 | 5-6 | 196 | 11 | 6 | .972 |



RAELEEN
GUTIERREZ

55

Utility • 5-10 • Junior • L/L • 2L • Upland, Calif. (St. Lucy’s Priory HS)

| SEASON HIGHS | |
|-----------------|---|
| Hits | 3, vs. Cal Poly (03/05/23) |
| Doubles | 1, Three Times |
| Triples | 1, Utah (02/17/23) |
| Home Runs | N/A |
| Total Bases | 4, vs. Cal Poly (03/05/23) Utah (02/17/23) |
| RBI | 1, Four Times |
| Runs Scored | 2, vs. Cal Poly (03/05/23) A&M-Corpus Christi (02/25/23) |
| Walks | 1, Four Times |
| Hit By Pitch | 1, UL-Lafayette (02/25/23) |
| Sacrifice Flies | 1, vs. San Jose St. (03/04/23) |
| Sac Hits | N/A |
| At Bats | 4, vs. San Jose St. (03/03/23) |
| Stolen Bases | 1, #19/25 Oregon St. (02/12/23) |
| Putouts | 13, UL-Lafayette (02/25/23) |
| Assists | 2, vs. Cal Poly (03/05/23) |

| CAREER HIGHS | |
|-----------------|----------------------------------|
| Hits | 3, Four Times |
| Doubles | 3, Ole Miss (04/03/21) |
| Triples | 1, Utah (02/17/23) |
| Home Runs | 1, Three Times |
| Total Bases | 7, #15 ULL (05/22/21) |
| RBI | 4 at Southeastern La. (03/16/21) |
| Runs Scored | 3, Three Times |
| Walks | 2 at #14 Kentucky (04/25/21) |
| Hit By Pitch | 1, Four Times |
| Sacrifice Flies | 1, Four Times |
| Sac Hits | N/A |
| At Bats | 5 at #19 Missouri (04/11/21) |
| Stolen Bases | 1, Seven Times |
| Putouts | 13, UL-Lafayette (02/25/23) |
| Assists | 2, vs. Cal Poly (03/05/23) |

Complete bio

Junior Season (2023)

- Logged a season-high three hits and four total bases against Cal Poly (March 5).
- Recorded a career-high 13 putouts against UL-Lafayette (Feb. 25).
- Was one of three players in 2022 to finish with a 1.000 fielding percentage with a minimum of 85 chances.

2023 SEASON GAME-BY-GAME

| Date | Opponent | Pos | AB | R | H | RBI | 2B | 3B | HR | BB | SB | CS | HBP | SAC | SF | GDP | K | PO | A | E | Avg |
|--------|---------------------|------|----|----|----|-----|----|----|----|----|----|----|-----|-----|----|-----|---|-----|---|---|------|
| Feb 10 | NEW MEXICO | pr | 0 | 1 | 0 | 0 | 0 | 0 | 0 | 0 | 0 | 0 | 0 | 0 | 0 | 0 | 0 | 0 | 0 | 0 | .000 |
| Feb 11 | OREGON ST. | 1b | 0 | 0 | 0 | 0 | 0 | 0 | 0 | 0 | 0 | 0 | 0 | 0 | 0 | 0 | 0 | 1 | 0 | 0 | .000 |
| Feb 11 | NEW MEXICO | *1b | 3 | 1 | 1 | 0 | 1 | 0 | 0 | 1 | 0 | 0 | 0 | 0 | 0 | 0 | 0 | 7 | 0 | 0 | .333 |
| Feb 12 | OREGON ST. | *1b | 3 | 0 | 1 | 0 | 0 | 0 | 0 | 0 | 1 | 0 | 0 | 0 | 0 | 0 | 0 | 2 | 0 | 0 | .333 |
| Feb 12 | NICHOLLS | 1b | 0 | 0 | 0 | 0 | 0 | 0 | 0 | 0 | 0 | 0 | 0 | 0 | 0 | 0 | 0 | 2 | 0 | 0 | .333 |
| Feb 17 | UTAH | *1b | 3 | 1 | 2 | 1 | 0 | 1 | 0 | 0 | 0 | 0 | 0 | 0 | 0 | 0 | 0 | 11 | 0 | 0 | .444 |
| Feb 18 | UTAH | *1b | 2 | 0 | 0 | 0 | 0 | 0 | 0 | 0 | 0 | 0 | 0 | 0 | 0 | 0 | 1 | 11 | 0 | 1 | .364 |
| Feb 18 | CENTRAL ARK. | *1b | 1 | 0 | 0 | 0 | 0 | 0 | 0 | 0 | 0 | 0 | 0 | 0 | 0 | 0 | 0 | 11 | 0 | 0 | .333 |
| Feb 19 | CENTRAL ARK. | *1b | 2 | 1 | 1 | 0 | 0 | 0 | 0 | 1 | 0 | 0 | 0 | 0 | 0 | 0 | 0 | 4 | 0 | 0 | .357 |
| Feb 21 | at Louisiana Tech | *1b | 3 | 0 | 0 | 0 | 0 | 0 | 0 | 0 | 0 | 0 | 0 | 0 | 0 | 0 | 0 | 5 | 0 | 1 | .294 |
| Feb 22 | at ULM | *1b | 3 | 0 | 0 | 0 | 0 | 0 | 0 | 0 | 0 | 0 | 0 | 0 | 0 | 0 | 0 | 9 | 0 | 0 | .250 |
| Feb 25 | ULL | *1b | 1 | 0 | 1 | 1 | 0 | 0 | 0 | 1 | 0 | 0 | 1 | 0 | 0 | 0 | 0 | 13 | 0 | 1 | .286 |
| Feb 25 | A&M-CORPUS CHRIS | *1b | 3 | 2 | 1 | 1 | 0 | 0 | 0 | 0 | 0 | 0 | 0 | 0 | 0 | 0 | 1 | 5 | 0 | 0 | .292 |
| Feb 26 | at ULL | *1b | 3 | 0 | 0 | 0 | 0 | 0 | 0 | 0 | 0 | 0 | 0 | 0 | 0 | 0 | 2 | 9 | 1 | 0 | .259 |
| Mar 03 | vs Michigan | *1b | 2 | 0 | 1 | 0 | 0 | 0 | 0 | 0 | 0 | 0 | 0 | 0 | 0 | 0 | 0 | 6 | 0 | 0 | .276 |
| Mar 03 | vs Loyola Marymount | *1b | 3 | 1 | 1 | 0 | 1 | 0 | 0 | 0 | 0 | 0 | 0 | 0 | 0 | 0 | 0 | 8 | 0 | 0 | .281 |
| Mar 04 | vs Minnesota | *1b | 3 | 1 | 1 | 0 | 0 | 0 | 0 | 1 | 0 | 0 | 0 | 0 | 0 | 0 | 1 | 5 | 0 | 0 | .286 |
| Mar 04 | vs San Jose St. | *1b | 4 | 1 | 2 | 1 | 0 | 0 | 0 | 0 | 0 | 0 | 0 | 0 | 1 | 0 | 0 | 7 | 0 | 0 | .308 |
| Mar 05 | vs Cal Poly | *1b | 3 | 2 | 3 | 0 | 1 | 0 | 0 | 0 | 0 | 0 | 0 | 0 | 0 | 0 | 0 | 2 | 2 | 0 | .357 |
| Totals | | 16gs | 42 | 11 | 15 | 4 | 3 | 1 | 0 | 4 | 1 | 0 | 1 | 0 | 1 | 0 | 5 | 118 | 3 | 3 | .357 |

On base pct. .417 • Slugging pct. .476

GUTIERREZ’S CAREER STATS

| Year | avg | gp-gs | ab | r | h | 2b | 3b | hr | rbi | tb | slg% | bb | hbp | so | gdp | ob% | sf | sh | sb-att | po | a | e | fld% |
|-------|------|--------|-----|----|----|----|----|----|-----|----|------|----|-----|----|-----|------|----|----|--------|-----|----|---|-------|
| 2020 | .400 | 22-5 | 15 | 8 | 6 | 2 | 0 | 0 | 4 | 8 | .533 | 1 | 0 | 1 | 0 | .438 | 0 | 0 | 0-1 | 49 | 0 | 0 | 1.000 |
| 2021 | .250 | 52-37 | 104 | 16 | 26 | 7 | 0 | 3 | 18 | 42 | .404 | 15 | 1 | 12 | 1 | .341 | 3 | 0 | 4-4 | 195 | 10 | 3 | .986 |
| 2022 | .192 | 42-20 | 52 | 12 | 10 | 3 | 0 | 0 | 7 | 13 | .250 | 1 | 2 | 11 | 0 | .236 | 0 | 0 | 2-2 | 112 | 4 | 0 | 1.000 |
| 2023 | .357 | 19-16 | 42 | 11 | 15 | 3 | 1 | 0 | 4 | 20 | .476 | 4 | 1 | 5 | 0 | .417 | 1 | 0 | 1-1 | 118 | 3 | 3 | .976 |
| TOTAL | .268 | 135-78 | 213 | 47 | 57 | 15 | 1 | 3 | 33 | 83 | .390 | 21 | 4 | 29 | 1 | .339 | 4 | 0 | 7-8 | 474 | 17 | 6 | .988 |



CIARA BRIGGS

88

Outfield • 5-5 • Junior • L/R • 3L • Yorba Linda, Calif. (Orange Lutheran HS)

SEASON HIGHS

| | |
|-----------------|---|
| Hits | 3, Central Ark. (02/19/23) |
| Doubles | 1, Five Times |
| Triples | N/A |
| Home Runs | 1, A&M-Corpus Christi (02/25/23) |
| Total Bases | 5, A&M-Corpus Christi (02/25/23) |
| RBlS | 4, A&M-Corpus Christi (02/25/23) |
| Runs Scored | 3, #19/25 Oregon St. (02/11/23) |
| Walks | 2, #19/25 Oregon St. (02/11/23) |
| Hit By Pitch | N/A |
| Sacrifice Flies | N/A |
| Sac Hits | 1, UL-Lafayette (02/25/23) Central Ark. (02/18/23) |
| At Bats | 5, vs. San Jose St. (03/05/23) |
| Stolen Bases | 1, Six Times |
| Putouts | 3, vs. San Jose St. (03/04/23) |
| Assists | 1, vs. Michigan (03/03/23) |

CAREER HIGHS

| | |
|-----------------|--|
| Hits | 3, 11 Times |
| Doubles | 1, 21 Times |
| Triples | 1, Seven Times |
| Home Runs | 1, Seven Times |
| Total Bases | 5, Five Times |
| RBlS | 4, A&M-Corpus Christi (02/25/23) |
| Runs Scored | 3, Five Times |
| Walks | 3, #10 Oklahoma St. (02/26/21) |
| Hit By Pitch | 1, Belmont (02/22/20) |
| Sacrifice Flies | 1 at Texas (03/19/22) #2 Alabama (03/13/22) |
| Sac Hits | 1, 12 Times |
| At Bats | 5, Seven Times |
| Stolen Bases | 3, Illinois State (03/08/20) |
| Putouts | 5 at Mississippi St. (05/06/22) |
| Assists | 2, Three Times |

Complete bio

Junior Season (2023)

- Hit first career grand slam and seventh career home run against A&M-Corpus Christi (Feb. 25).
- Has eight multiple-hit games this season and ranks No. 9 in the NCAA with 23 hits.
- Won the inaugural 2022 Rawlings Gold Glove Award for collegiate NCAA Division I softball players.

2023 SEASON GAME-BY-GAME

| Date | Opponent | Pos | AB | R | H | RBI | 2B | 3B | HR | BB | SB | CS | HBP | SAC | SF | GDP | K | PO | A | E | Avg |
|--------|---------------------|------|----|----|----|-----|----|----|----|----|----|----|-----|-----|----|-----|---|----|---|---|------|
| Feb 10 | NEW MEXICO | *of | 3 | 2 | 2 | 0 | 0 | 0 | 0 | 1 | 0 | 0 | 0 | 0 | 0 | 0 | 0 | 0 | 0 | 0 | .667 |
| Feb 11 | OREGON ST. | *of | 2 | 3 | 1 | 0 | 0 | 0 | 0 | 2 | 0 | 0 | 0 | 0 | 0 | 0 | 1 | 1 | 0 | 0 | .600 |
| Feb 11 | NEW MEXICO | *of | 4 | 2 | 1 | 0 | 0 | 0 | 0 | 0 | 1 | 0 | 0 | 0 | 0 | 0 | 1 | 2 | 0 | 0 | .444 |
| Feb 12 | OREGON ST. | *of | 4 | 1 | 2 | 0 | 0 | 0 | 0 | 0 | 1 | 0 | 0 | 0 | 0 | 0 | 1 | 1 | 0 | 0 | .462 |
| Feb 12 | NICHOLLS | *of | 4 | 2 | 2 | 0 | 0 | 0 | 0 | 0 | 0 | 1 | 0 | 0 | 0 | 0 | 0 | 1 | 0 | 0 | .471 |
| Feb 17 | OHIO | *of | 3 | 2 | 2 | 0 | 1 | 0 | 0 | 1 | 0 | 0 | 0 | 0 | 0 | 0 | 0 | 1 | 0 | 0 | .500 |
| Feb 17 | UTAH | *of | 4 | 1 | 1 | 1 | 1 | 0 | 0 | 0 | 0 | 0 | 0 | 0 | 0 | 0 | 1 | 0 | 0 | 0 | .458 |
| Feb 18 | UTAH | *of | 3 | 0 | 0 | 0 | 0 | 0 | 0 | 0 | 0 | 0 | 0 | 0 | 0 | 0 | 2 | 1 | 0 | 0 | .407 |
| Feb 18 | CENTRAL ARK. | *of | 2 | 0 | 0 | 0 | 0 | 0 | 0 | 0 | 0 | 0 | 0 | 1 | 0 | 0 | 0 | 0 | 0 | 0 | .379 |
| Feb 19 | CENTRAL ARK. | *of | 4 | 1 | 3 | 1 | 0 | 0 | 0 | 0 | 0 | 0 | 0 | 0 | 0 | 0 | 1 | 0 | 0 | 0 | .424 |
| Feb 21 | at Louisiana Tech | *of | 3 | 0 | 2 | 0 | 0 | 0 | 0 | 1 | 0 | 0 | 0 | 0 | 0 | 0 | 0 | 1 | 0 | 0 | .444 |
| Feb 22 | at ULM | *of | 4 | 2 | 2 | 0 | 0 | 0 | 0 | 1 | 1 | 0 | 0 | 0 | 0 | 0 | 0 | 0 | 0 | 0 | .450 |
| Feb 24 | A&M-CORPUS CHRIS | *of | 3 | 2 | 1 | 0 | 0 | 0 | 0 | 0 | 1 | 0 | 0 | 0 | 0 | 0 | 0 | 1 | 0 | 0 | .442 |
| Feb 25 | ULL | *of | 3 | 0 | 1 | 0 | 0 | 0 | 0 | 0 | 1 | 0 | 0 | 1 | 0 | 0 | 0 | 1 | 0 | 0 | .435 |
| Feb 25 | A&M-CORPUS CHRIS | *of | 2 | 2 | 2 | 4 | 0 | 0 | 1 | 0 | 0 | 0 | 0 | 0 | 0 | 0 | 0 | 0 | 0 | 0 | .458 |
| Feb 26 | at ULL | *of | 3 | 1 | 1 | 0 | 0 | 0 | 0 | 1 | 0 | 0 | 0 | 0 | 0 | 0 | 0 | 2 | 0 | 0 | .451 |
| Mar 03 | vs Michigan | *of | 3 | 0 | 1 | 0 | 0 | 0 | 0 | 0 | 1 | 0 | 0 | 0 | 0 | 0 | 0 | 1 | 1 | 0 | .444 |
| Mar 03 | vs Loyola Marymount | *of | 4 | 0 | 2 | 3 | 1 | 0 | 0 | 0 | 0 | 0 | 0 | 0 | 0 | 0 | 0 | 0 | 0 | 0 | .448 |
| Mar 04 | vs Minnesota | *of | 3 | 1 | 1 | 0 | 1 | 0 | 0 | 1 | 0 | 0 | 0 | 0 | 0 | 0 | 0 | 2 | 0 | 0 | .443 |
| Mar 04 | vs San Jose St. | *of | 5 | 1 | 2 | 1 | 1 | 0 | 0 | 1 | 0 | 0 | 0 | 0 | 0 | 0 | 1 | 3 | 0 | 0 | .439 |
| Mar 05 | vs Cal Poly | *of | 3 | 1 | 1 | 1 | 0 | 0 | 0 | 1 | 0 | 0 | 0 | 0 | 0 | 0 | 0 | 2 | 0 | 0 | .435 |
| Totals | | 21gs | 69 | 24 | 30 | 11 | 5 | 0 | 1 | 10 | 6 | 1 | 0 | 2 | 0 | 0 | 8 | 20 | 1 | 0 | .435 |

On base pct. .506 • Slugging pct. .551

BRIGGS' CAREER STATS

| Year | avg | gp-gs | ab | r | h | 2b | 3b | hr | rbi | tb | slg% | bb | hbp | so | gdp | ob% | sf | sh | sb-att | po | a | e | fld% |
|-------|------|---------|-----|-----|-----|----|----|----|-----|-----|------|----|-----|----|-----|------|----|----|--------|-----|----|---|-------|
| 2020 | .393 | 24-22 | 56 | 19 | 22 | 2 | 1 | 0 | 8 | 26 | .464 | 9 | 1 | 6 | 0 | .485 | 0 | 5 | 9-9 | 19 | 0 | 1 | .950 |
| 2021 | .339 | 57-57 | 171 | 32 | 58 | 7 | 3 | 4 | 17 | 83 | .485 | 15 | 0 | 23 | 0 | .392 | 0 | 1 | 11-12 | 89 | 4 | 2 | .979 |
| 2022 | .368 | 57-57 | 190 | 53 | 70 | 7 | 3 | 2 | 32 | 89 | .468 | 24 | 0 | 26 | 0 | .435 | 2 | 4 | 8-8 | 82 | 7 | 0 | 1.000 |
| 2023 | .435 | 21-21 | 69 | 24 | 30 | 5 | 0 | 1 | 11 | 38 | .551 | 10 | 0 | 8 | 0 | .506 | 0 | 2 | 6-7 | 20 | 1 | 0 | 1.000 |
| TOTAL | .370 | 159-157 | 486 | 128 | 180 | 21 | 7 | 7 | 68 | 236 | .486 | 58 | 1 | 63 | 0 | .437 | 2 | 12 | 34-36 | 210 | 12 | 3 | .987 |

2023 TV/Radio Chart



Sydney Peterson
Infielder
5-5 · So.-1L · R/R
Stockton, Calif.



Ali Kilponen
Pitcher
6-0 · Gr.-4L · R/R
Highlands Ranch, Colo.



Maia Townsend
Outfielder
5-9 · Fr.-HS · L/R
Morris, Ala.



McKenzie Redoutey
Outfielder
5-6 · So.-1L · L/L
Franklin, N.C.



Emma Strood
Pitcher/Utility
6-0 · Fr.-HS · R/R
League City, Texas



Abigail Savoy
Infielder
5-8 · Fr.-HS · L/L
Branch, La.



Savannah Stewart
Outfielder
5-8 · Gr.-4L · L/R
Marietta, Ga.



Madilyn Giglio
Outfielder
5-3 · So.-1L · L/R
Metairie, La.



Emilee Casanova
Pitcher
6-2 · R-So.-1L · R/R
Amite, La.



Maci Bergeron
Catcher
5-4 · Fr.-HS · R/R
Rayne, La.




Danieca Coffey
Infielder
5-6 · Jr.-2L · L/R
Richwood, Texas




Karli Petty
Infielder
5-6 · Jr.-TR · L/R
Moore, Okla.



Taylor Pleasants
Infielder
6-0 · Jr.-3L · L/R
Houston, Texas.




Hannah Carson
Catcher
5-6 · Gr.-TR · L/R
Weidman, Mich.




Alea Johnson
Pitcher
5-9 · Fr.-HS · R/R
Fairhope, Ala.



Georgia Clark
Infielder
5-9 · Gr.-4L · R/R
Houston, Texas




McKaela Walker
Infielder
5-3 · Fr.-HS · R/R
Marietta, Ga.




Sydney Berzon
Pitcher
6-0 · Fr.-HS · R/R
Buffalo, N.Y.




Raelin Chaffin
Pitcher
5-10 · So.-1L · R/R
Bossier City, La.




Ali Newland
Outfielder/Catcher
5-4 · Jr.-2L · L/R
Bremen, Ga.



Raeleen Gutierrez
Infielder
5-10 · Jr.-3L · L/L
Upland, Calif.



Ciara Briggs
Outfielder
5-5 · Jr.-3L · L/R
Yorba Linda, Calif.



Beth Torina
Head Coach
12th Season



Howard Dobson
Assistant Coach
12th Season



Lindsay Leftwich
Assistant Coach
12th Season



Sandra Simmons-Moton
Volunteer Assistant Coach
5th Season