

# 13

## at NCAA Denver Regional

March 31, 2023 • 3:00 p.m. CT • Denver, Co. • Magness Arena

Live Stats: [lsusports.net](http://lsusports.net) • TV/Video: ESPN+

### #6 LSU (13-7, 4-3 SEC)

DATE OPPONENT RESULT LSU/OPP.SCORE

JANUARY			
6	at #3 Utah	L	196.775-197.225
13	at #12 Kentucky*	L	196.575-197.125
16	#1 Oklahoma	L	197.450-197.600
20	#12 Missouri*	W	197.150-196.525
27	at #23 Arkansas*	L	197.250-197.475

#### FEBRUARY

3	#17 Georgia*	W	197.700-196.925
10	at #5 Auburn*	L	197.500-197.750
17	#2 Florida*	W	198.100-197.975
24	at #9 Alabama*	W	197.975-197.925

#### MARCH

3	at Podium Challenge W	First, 1 of 4	
	California		197.700-197.675
	George Washington		197.700-195.125
	Washington		197.700-196.000
10	West Virginia	W	198.025-196.450
18	SEC Champ. (Duluth, Ga.)	3rd	197.800
31	NCAA Regional Second Round		

#### APRIL

2	NCAA Regional Final		
13	NCAA Semifinals		
15	NCAA Championships		

### On Air

#### TV: ESPN+

Steve Schlangerr, Play-By-Play  
Ashley Miles Greig, Analyst

### Who To Contact

#### Assistant SID/Gymnastics Contact

Alyssa Leal  
Email: [aleal3@lsu.edu](mailto:aleal3@lsu.edu)  
Cell: 504-373-7428 • Office: 225-578-7678

### Connect to LSU Gymnastics

#### Official Athletics Website

[LSUsports.net/gymnastics](http://LSUsports.net/gymnastics)

#### Instagram

@LSUgym

#### Twitter

@LSUgym

#### Facebook

@LSUgym

#### TikTok

@lsugymtigers

### Matchup

#### LSU

Overall Team NQS (Ranking)	197.840 (6)
Team Vault NQS (Ranking)	49.500 (3)
Team Bars NQS (Ranking)	49.420 (9)
Team Beam NQS (Ranking)	49.415 (10)
Team Floor NQS (Ranking)	49.595 (3)
Overall Team High	198.100
Team Vault High	49.675
Team Bars High	49.500
Team Beam High	49.550
Team Floor High	49.750

#### Georgia

Overall Team NQS (Ranking)	196.955 (19)
Team Vault NQS (Ranking)	49.195 (19)
Team Bars NQS (Ranking)	49.350 (14)
Team Beam NQS (Ranking)	49.210 (23)
Team Floor NQS (Ranking)	49.375 (20)
Overall Team High	197.325
Team Vault High	49.375
Team Bars High	49.475
Team Beam High	49.400
Team Floor High	49.500

#### Michigan

Overall Team NQS (Ranking)	198.080 (3)
Team Vault NQS (Ranking)	49.530 (2)
Team Bars NQS (Ranking)	49.350 (14)
Team Beam NQS (Ranking)	49.495 (7)
Team Floor NQS (Ranking)	49.595 (3)
Overall Team High	198.300
Team Vault High	49.750
Team Bars High	49.475
Team Beam High	49.625
Team Floor High	49.700

#### Minnesota

Overall Team NQS (Ranking)	197.015 (18)
Team Vault NQS (Ranking)	49.315 (14)
Team Bars NQS (Ranking)	49.350 (14)
Team Beam NQS (Ranking)	49.020 (40)
Team Floor NQS (Ranking)	49.470 (12)
Overall Team High	197.600
Team Vault High	49.425
Team Bars High	49.475
Team Beam High	49.425
Team Floor High	49.700

### Next Up

#### Gymnastics Competes In 38th Straight NCAA Postseason Competition

The sixth-ranked LSU gymnastics team will compete for the program's 15th NCAA Regional Championship in the squad's 38th straight appearance in the NCAA postseason. The NCAA Regional berth marks the 40th overall appearance for the Tigers in program history. LSU will compete in session one of the second round against No. 11 Oregon State, Georgia and Nebraska at 3 p.m. CT on Friday, March 31. Session two features No. 3 Michigan, No. 14 Denver, Minnesota and the winner of the first round competition between North Carolina and Arizona at 8 p.m. CT. The Tigers will begin the meet on beam. If the squad advances to regional finals they will begin on vault. The top two teams from each second round session will face off in the Regional Final at 6 p.m. CT on Sunday, April 2. The top two teams from the final will then advance to NCAA Semifinals on April 13 at Dickies Arena. All sessions will be streamed on ESPN Plus.

#### Oregon State

Overall Team NQS (Ranking)	197.490 (11)
Team Vault NQS (Ranking)	49.285 (16)
Team Bars NQS (Ranking)	49.300 (21)
Team Beam NQS (Ranking)	49.565 (4)
Team Floor NQS (Ranking)	49.510 (8)
Overall Team High	198.075
Team Vault High	49.375
Team Bars High	49.550
Team Beam High	49.650
Team Floor High	49.675

#### Nebraska

Overall Team NQS (Ranking)	196.730 (23)
Team Vault NQS (Ranking)	49.165 (25)
Team Bars NQS (Ranking)	49.240 (24)
Team Beam NQS (Ranking)	49.155 (27)
Team Floor NQS (Ranking)	49.275 (32)
Overall Team High	197.500
Team Vault High	49.375
Team Bars High	49.500
Team Beam High	49.400
Team Floor High	49.500

#### Denver

Overall Team NQS (Ranking)	197.445 (13)
Team Vault NQS (Ranking)	49.375 (9)
Team Bars NQS (Ranking)	49.350 (14)
Team Beam NQS (Ranking)	49.445 (8)
Team Floor NQS (Ranking)	49.340 (26)
Overall Team High	198.150
Team Vault High	49.600
Team Bars High	49.475
Team Beam High	49.650
Team Floor High	49.825

#### Arizona

Overall Team NQS (Ranking)	196.570 (28)
Team Vault NQS (Ranking)	49.170 (23)
Team Bars NQS (Ranking)	49.350 (14)
Team Beam NQS (Ranking)	49.325 (15)
Team Floor NQS (Ranking)	49.215 (38)
Overall Team High	197.275
Team Vault High	49.250
Team Bars High	49.475
Team Beam High	49.400
Team Floor High	49.500



# JAY CLARK

## HEAD COACH • 3rd Season

Jay Clark, a 30-year veteran of college gymnastics and one of the best recruiters in the sport, is in his third season as the head coach of the LSU gymnastics program.

Clark was tabbed as the third head coach in program history in August 2021 following the retirement of D-D Breaux. Clark is in his tenth season overall at LSU following his hiring as the Tigers' associate head coach in 2012.

Clark is regarded as one of the best recruiters in the sport and the top bars coach in collegiate gymnastics history. The Tigers' associate head coach for eight seasons and co-head coach for one, Clark's leadership and expertise has helped bring unprecedented success on the recruiting trail and in the gym.

During the time since Clark's arrival, LSU has earned the best performances in school history as the NCAA Runner-Up in 2016, 2017 and 2019, appearances in the NCAA Championship Finals in six of seven seasons, numerous school records, produced seven NCAA individual national champions, and five SEC meet and regular season championships.

His work with the Fighting Tigers of LSU has not gone unnoticed. Clark has been named the Central Region Co-Assistant Coach of the Year along with fellow LSU assistant Bob Moore five times.

Clark also earned the 2014 and 2017 National Co-Assistant Coach of the Year award with Moore. It marked the third time in his distinguished coaching career he has garnered the nation's top award. He was inducted into the USA Gymnastics Region 8 Hall of Fame in 2018. Because of his recruiting success, ESPN and ESPN the Magazine selected Clark as the ninth-best recruiter in all of collegiate athletics in 2011.

In the gym, Clark is viewed as the top bars coach in collegiate gymnastics history. Clark has coached the Tigers to 30 All-America honors on bars, four of the five highest bars team scores in school history and the top two bars title winners in LSU history. In his illustrious career, Clark has coached nine NCAA bars champions and two during his time in Baton Rouge.

Clark tutored Sarah Finnegan, who ended her career in April 2019 as one of the greatest gymnasts in LSU history. Finnegan became the first NCAA bars champion in school history in 2017 and earned the title once again in 2019. Finnegan and Lexie Priesman won SEC bars champions in 2019 and 2017 respectively, scored perfect scores in 2019 and led the squad that finished fourth in the nation.

The 2018 season on bars under Clark marked the best lineup in LSU history and one of the best in the history of the NCAA. The group posted a school record score of 49.725 and once again went on to break the record against Arizona with a 49.750 for the second-highest in all of NCAA Gymnastics since 1988.

The lineup, anchored by Finnegan, led the nation on bars for the first time in school history. Finnegan became the first gymnast in school history to finish the season ranked No. 1 on the event and joined Sharene Mamby (2001) and Syreeta Barnett (1997) as the only gymnasts at LSU to score a perfect 10.0 on the event.

In 2017, Clark coached Finnegan to the first NCAA Uneven Bars Championship in school history. Clark set the record for the most individual national champions on the event in NCAA gymnastics history.

Clark's bars squad finished ranked third in the nation for a fourth-consecutive Top-5 finish in 2017. The team's average score of 49.367 broke the previous record set in 2015. Finnegan and Priesman combined for three All-America honors. Priesman also took home the program's first SEC Uneven Bars championship in more than 20 seasons at the league meet.

LSU earned another Top-5 national ranking

on bars in 2016 with an average score of 49.252. Finnegan, Priesman and Myia Hambrick combined to tally four All-America honors during the historic season.

The Tigers posted a Top-5 national ranking on bars in 2015, and the team totaled the second-highest bars total in school history with a 49.600 against Iowa. The Tigers also accumulated the second-best season average on bars in school history with a 49.288 average.

As a team LSU produced four All-America honors on bars in 2015 with three gymnasts (Rhegan Courville, Randii Wyrick and Shae Zamardi) earning First-Team All-America honors at the NCAA Championships. It marked the first time in program history that three gymnasts secured First-Team All-America honors on bars in one season.

Under Clark's direction, LSU shattered the school record with a 49.330 average on bars and finished the 2014 season ranked No. 5 nationally in the event. In addition, the Tigers tallied three of the top-10 bars scores in school history, including a 49.600 that ranks as the second best, and LSU produced three All-America honors on bars.

Clark coached Courville to a First-Team All-America honor at the 2014 NCAA Championships, and Courville went on to finish fifth in the event at the NCAA Individual Finals.

LSU reached the Super Six in the 2013 season, and under Clark's guidance the Tigers finished the season with a 49.260 regional qualifying score on bars, the highest final RQS in that event since the 2009 season.

Clark coached Morrison and Wyrick to First-Team All-America honors on bars in his first season with the Tigers, and it marked the first season LSU produced at least two All-Americans on bars since 2010.

Before Clark joined LSU after he spent 20 seasons at the University of Georgia where he helped guide the Gym Dogs to seven NCAA National Titles and 14 Southeastern Conference Championships.

Clark primarily coached bars at Georgia, and he coached the Gym Dogs to 64 All-America honors and seven NCAA individual national titles on bars, including two-time champions Courtney Kupets and Kat Ding.

From 2009-12, Clark served as the head coach at Georgia, and during that time the Gym Dogs captured three NCAA individual national championships, won the 2012 NCAA Auburn Regional, and produced 23 All-America honors. In 2012, his Georgia team won the Bulldog Cup, which recognizes the UGA team that excels academically, supports their peers in athletics and consistently serves the community.

Prior to his stint as head coach, Clark was the recruiting coordinator at Georgia from 1999-2009 while serving as assistant coach from 1999-2004 and associate head coach from 2005-09 when Georgia won an NCAA record five-straight national titles.

Clark also coached at the club level for 13 years from 1992-2005 as the founder, owner and head coach of Classic City Gymnastics in Athens, Georgia. He coached several Classic City gymnasts to state, regional, national championships and to the Junior Olympic National Team, and eight gymnasts went on to compete collegiately at the NCAA Division I level.

A native of Roswell, Georgia, Clark earned his undergraduate degree in exercise science from Georgia.

Clark is married to the former Julie Ballard, an All-American Georgia gymnast from 1994-98 and a native of Mandeville, Louisiana. The couple has two children – a son, Cole, and a daughter, Kinsey.

## COLLEGE COACHING

- 2021-present – Head Coach, LSU
- 2019-20 – Co-Head Coach, LSU
- 2012-2019 – Associate Head Coach, LSU
- 2009-2012 – Head Coach, Georgia
- 2005-2009 – Associate Head Coach/Recruiting Coordinator, Georgia
- 1998-2004 – Assistant Coach/Recruiting Coordinator, Georgia
- 1990-1996 – Assistant Coach, Georgia

## JAY CLARK'S HONORS


- Named the Ninth-Best Recruiter in College Athletics by ESPN The Magazine (2011)
- USA Gymnastics Region 8 Hall of Fame
- 2018 Region Co-Assistant Coach of the Year
- 2017 National Co-Assistant Coach of the Year
- 2017 National Region Co-Assistant Coach of the Year
- 2016 National Co-Assistant Coach of the Year
- 2016 Central Region Co-Assistant Coach of the Year
- 2015 Central Region Co-Assistant Coach of the Year
- 2014 National Co-Assistant Coach of the Year
- 2014 Central Region Co-Assistant Coach of the Year
- 2013 Central Region Co-Assistant Coach of the Year
- 2006 National Assistant Coach of the Year
- 2006 Southeast Region Assistant Coach of the Year
- 2001 USAG State of Georgia Coach of the Year




**ELENA ARENAS**  
AA • 5-1 • Jr. • 2L  
Athena, Ga.



**SIERRA BALLARD**  
BB/FX • 5-2 • Jr. • 2L  
Mandeville, La.



**ANNIE BEARD**  
AA • 5-5 • Fr. • HS  
Alexandria, La.




**CHASE BROCK**  
VT/UB/FX • 5-4 • Jr. • 2L  
Atlanta, Ga.




**HALEIGH BRYANT**  
AA • 5-5 • Jr. • 2L  
Cornelius, N.C.



**ASHLEY COWAN**  
AA • 5-3 • Fr. • HS  
Hillsborough, N.C.




**OLIVIA DUNNE**  
VT/BB/FX • 5-6 • Jr. • 2L  
Hillsdale, N.J.



**ALEAH FINNEGAN**  
AA • 5-4 • So. • 1L  
Lee's Summit, Mo.




**CAMMY HALL**  
VT/FX • 5-3 • Gr. • TR  
Gainesville, Va.



**ALEXIS JEFFREY**  
AA • 5-5 • So. • 1L  
Warrensburg, Mo.



**KIYA JOHNSON**  
AA • 5-2 • Sr. • 3L  
Dallas, Texas



**KJ JOHNSON**  
AA • 5-0 • So. • 1L  
Dallas, Texas




**LEXI NIBBS**  
VT • 5-3 • Sr. • 3L  
Houston, Texas



**MADDIE RAU**  
VT • 5-0 • Sr. • 3L  
Houston, Texas



**KAI RIVERS**  
AA • 5-3 • Sr. • 3L  
Detroit, Mich.



**KAMRYN RYAN**  
VT/UB/BB • 5-2 • Sr. • 3L  
Luling, La.



**ALYONA SHCHEN-  
NIKOVA**  
AA • 5-5 • Sr. • 3L  
Evergreen, Colo.



**TORI TATUM**  
AA • 5-6 • So. • 1L  
Chanhassen, Minn.



**BRYCE WILSON**  
AA • 5-3 • Fr. • HS  
Pearland, Texas

Name	Events	Ht.	Cl.	Hometown/Club
Elena Arenas	AA	5-1	Jr.	Athens, Ga./Georgia Elite Gymnastics
Sierra Ballard	BB/FX	5-2	Jr.	Mandeville, La./North Shore Gymnastics
Annie Beard	AA	5-5	Fr.	Alexandria, La./Texas Dreams
Chase Brock	VT/UB/FX	5-4	Jr.	Atlanta, Ga./Gymnastix Training Center
Haleigh Bryant	AA	5-5	Jr.	Cornelius, N.C./Everest Gymnastics
Ashley Cowan	AA	5-3	Fr.	Hillsborough, N.C./Bull City Gymnastics
Olivia Dunne	VT/BB/FX	5-6	Jr.	Hillsdale, N.J./ENA Paramus
Aleah Finnegan	AA	5-4	So.	Lee's Summit, Mo./GAGE Gymnastics
Cammy Hall	VT/FX	5-3	Gr.	Gainesville, Va./Capital Gymnastics
Alexis Jeffrey	AA	5-5	So.	Warrensburg, Mo./GAGE Gymnastics
Kiya Johnson	AA	5-2	Sr.	Dallas, Texas /Texas Dreams
KJ Johnson	AA	5-0	So.	Dallas, Texas /Texas Dreams
Lexie Nibbs	VT	5-3	Sr.	Houston, Texas /Stars Gymnastics
Maddie Rau	VT	5-0	Sr.	Houston, Texas / Ogburn School / Stars Gymnastics
Kai Rivers	AA	5-3	Sr.	Detroit, Mich. /Twin City
Kamryn Ryan	VT/UB/BB	5-2	Sr.	Luling, La. / Elmwood Gymnastics
Alyona Shchennikova	AA	5-5	Sr.	Evergreen, Colo. /5280 Gymnastics
Tori Tatum	AA	5-6	So.	Chanhassen, Minn./Twin City Twisters
Bryce Wilson	AA	5-3	Fr.	Pearland, Texas/Pearland Elite



# 2023 LSU Gymnastics - Meet 13 at NCAA Denver Regional

## NOTEBOOK

### Last Time On The Floor

- The Tigers finished third at the 2023 SEC Championships with a final score of 197.800. The score marked the third highest score recorded for LSU in program history at the conference championships.
- Haleigh Bryant, Aleah Finnegan and Bryce Wilson earned All-SEC honors for their performances at SEC's on March 18.
- Bryant and Finnegan both recorded scores of 9.950 on floor to finish second on the event for the night and earn the honors.
- Wilson recorded a career high 9.925 on vault to earn her first conference honor as a Tiger.

### NCAA Regional Second Round

- Regional competition features the top 36 teams based on National Qualifying Score (NQS). The Tigers own an NQS of 197.804 heading into the NCAA postseason.

	Vault	Bars	Beam	Floor
Rotation 1	Nebraska	Georgia	LSU	Oregon St.
Rotation 2	Oregon St.	Nebraska	Georgia	LSU
Rotation 3	LSU	Oregon St.	Nebraska	Georgia
Rotation 4	Georgia	LSU	Oregon St.	Nebraska

### NCAA Regional Final Draw

	Vault	Bars	Beam	Floor
Rotation 1	Team NQS 2	Team NQS 1	Team NQS 3	Team NQS 4
Rotation 2	Team NQS 4	Team NQS 2	Team NQS 1	Team NQS 3
Rotation 3	Team NQS 3	Team NQS 4	Team NQS 2	Team NQS 1
Rotation 4	Team NQS 1	Team NQS 3	Team NQS 4	Team NQS 2

### LSU's History at the NCAA Regional

- Since the first year the NCAA sanctioned gymnastics in 1982, LSU has advanced to the NCAA Regional 40 out of 41 years. The 1984 season was the only year LSU did not qualify for regional competition.
- This season marks the 38th-straight year LSU will compete in a regional. The following is the place LSU has finished in each of its 39 previous regional appearances and how many times the Tigers have finished in that spot:
  - First Place - 13 times (1986\*, 2002\*, 2004\*, 2005, 2008\*, 2009, 2013, 2014\*, 2015, 2016, 2017, 2018, 2019) - \*Hosted 6 out of 12 times.
  - Second Place - 15 times (1985, '87, '88, '89, '90, '93, '94, '99, 2000, '03, '06, '07, '10, '12, '21)
  - Third Place - 10 times (1982, '83, '91, '95, '96, '97, '98, 2001, '11, '22)
  - Seventh Place - 1 time (1992)

### Tiger Nation Showed Out

- The program welcomed over 60,000 fans to the PMAC throughout five home meets in the regular season. With an average season attendance of 12,075, LSU recorded the highest average attendance in program history and in the conference.
- It was the sixth-straight season that the program saw an average of 10,000 or better.
- In 2023, the PMAC saw four top-20 crowds in Maravich Center history.
- In the squad's home opener against top-ranked Oklahoma, LSU recorded a record crowd with 12,065 fans and marked the arena's 14th largest crowd.
- An electric crowd of 11,966 fans showed out for the Tigers on Friday, January 20, as LSU took down No. 12 Missouri.
- Against No. 17 Georgia, 12,099 fans showed out to watch the Tigers defeat the Bulldogs and recorded the 12th largest crowd inside the arena.
- 11,887 fans showed out to watch the Tigers take down No. 2 Florida on February 17.
- The ninth largest crowd came in the regular season finale against West Virginia on March 10 as 12,045 fans showed out in the final home meet of the season.

### Perfect Scores In 2023

- Bryant has recorded five perfect scores in 2023 for the Tigers to move her career total to 10. The junior found perfection on vault this season against Missouri, Alabama and West Virginia and now owns eight 10's on the event. She also found perfection on bars and floor against West Virginia to record her first perfect 10's on the two events.
- Aleah Finnegan recorded four straight perfect scores in four meets to find perfection in all of February. The sophomore's first career perfect score came on floor against Georgia on February 3rd, followed by a 10.00 on vault at Auburn. She found her first perfect score on beam and third in her career against the Gators. Her second perfect score on floor this year and fourth in her career came at Alabama.

### Conference Honors

- The Tigers have notched four weekly conference honors in 2023.
- Bryant earned the first conference award for the Tigers this season as she was named SEC Co-Gymnast of the Week on January 24. Against Missouri, she earned a perfect 10.00 on vault and scores of 9.900+ on all four events.
- The junior notched her second conference award on March 1 after her career high performance at Alabama, where she recorded her seventh career perfect 10.00 and a 39.800 in the all-around to help lead the Tigers to victory.
- KJ Johnson earned SEC Specialist of the Week on February 7 for her performance against Georgia, where she earned a 9.875 on vault and matched her career high on floor with a 9.950 against the Bulldogs.
- Bryant earned her third conference honor this season and fourth in her career after being named Gymnast of the Week for the second consecutive week on March 7. She won the all-around at the Podium Challenge with her score of 39.700 to help lead the Tigers to victory.
- After her record-breaking performance against West Virginia, Bryant notched her fourth Gymnast of the Week award on March 14 to mark third consecutive honors.

### 198.000 Plus

- LSU hit the 198.000 mark twice this season against Florida and West Virginia. The Tigers 198.100 against the Gators was a season high and the program's ninth highest score.
- The Tigers are one of 11 teams to record a 198.000 or higher this season. Others include Oklahoma, Florida, Michigan, Utah, UCLA, Alabama, California, Oregon State, Denver and Michigan State.

### Top-10 Tigers

- LSU ranks in the top-10 nationally on all four events. The Tigers are ranked third on vault, third on floor, ninth on bars and 10th on beam.
- The Tigers have remained ranked in the top-10 overall for nine consecutive weeks in the Road to Nationals rankings.

### The Squad

- The 2023 squad is comprised of one grad transfer, six seniors, five juniors, three sophomores and three freshmen.
- Graduate transfer Cammy Hall transferred to LSU for her fifth-year season from Utah. She is out for the season due to an Achilles injury, but still plays an important role on the team with her leadership.
- Senior Kiya Johnson suffered an achilles injury in the Tigers meet at Kentucky and is also out for the season. Johnson continues to play a crucial role on the squad using her voice as a leader in and outside of the gym.
- Senior Kai Rivers is out for the rest of the season after suffering an achilles injury at the Podium Challenge.
- Senior Alyona Shchennikova competed in the all-around for the first time this season against Missouri and matched her career high score of 39.525 against Auburn. The senior owns season highs of 9.925 on vault, 9.875 on bars, 9.800 on beam and 9.975 on floor.
- Senior Lexi Nibbs is available in 2023 after an injury and has been working on her vault routine.
- Junior Haleigh Bryant owns season high 10's on vault, bars and floor and a 9.950 on beam. She set a new career high all-around score of 39.875 against the Mountaineers to tie at the top for highest score in program history.
- Junior Elena Arenas owns a season high score of 9.925 on vault and a 9.900 on bars. She also recorded a career high of 9.925 on beam at Kentucky. The junior made her first appearance on floor this season against Florida and earned a career high score of 9.925 against West Virginia.
- Junior Sierra Ballard continues to bring the energy to the floor leadoff spot and owns a season high of 9.925 on the event. The Louisiana native debuted on beam against Oklahoma and now owns a career high of 9.925 after her performance at Alabama.
- Junior Chase Brock made her vault and floor debuts against Oklahoma and has been continually making her mark in the lineups. After her career night against Alabama, she now owns highs of 9.975 on vault and 9.925 on floor, which she also matched at the Podium Challenge.
- Sophomore Aleah Finnegan competed in the all-around for the first time in the team's season opener at Utah and now owns a career high score of 39.800 after her career night at Auburn. After recording four perfect 10's in four straight meets, the sophomore now owns perfect scores on floor, vault, and beam and a career high of 9.925 on bars.
- A consistent bars leadoff, sophomore Alexis Jeffrey owns a career high of 9.925 on bars and made her beam and floor debuts in Tuscaloosa. The sophomore now

## NOTEBOOK CONT.

owns highs of 9.900 on beam and 9.750 on floor.

- Sophomore KJ Johnson has been out with a foot injury since the Tigers competition against Florida. Her return date is unknown. Johnson owns season high scores of 9.950 on floor and vault and she also recorded a career high 9.875 in only her third beam appearance against Florida.
- Sophomore Tori Tatum made her debut on bars against Oklahoma after suffering from an injury last year. Tatum scored a 9.875 in her first ever collegiate routine and recorded a career high 9.900 against Missouri, which she matched against Florida, Alabama and West Virginia.
- Freshmen Ashley Cowan and Bryce Wilson have stepped up in only their first season. Cowan made her collegiate debut on bars at Auburn and now owns a career high 9.900 after her PMAC debut in the Tigers regular season finale. Wilson made her debut on beam against Utah and her vault debut at Alabama. She now owns career highs of 9.850 on beam and 9.925 on vault after her performance at the SEC Championships..

### **Bryant, Finnegan Two Of Nation's Top Gymnasts**

- Bryant, a native of Cornelius, N.C., is one of the top gymnasts in the country and continues to make her mark as she has stepped up for the Tigers this season. Bryant won the SEC vault champion and the NCAA vault title in 2021 with her electric vault, a front handspring-front pike half.
- The junior is ranked amongst the top-5 gymnasts in the nation for the ninth consecutive week at No. 4 and is the No. 1 vaulter in the country. She also ranks in the top-20 on bars and floor.
- Bryant has tallied 26 titles this season; nine on all-around, nine on vault, three on beam, three on bars and two on floor. She now owns 17 all-around titles to place at sixth for career-best in LSU history and her 56 career titles rank tenth in program history for most individual titles.
- Finnegan also ranks amongst the top-20 gymnasts in the country as she placed at No. 4 on floor, No. 6 on beam and No. 12 in the all-around.
- She owns 14 titles this season; six on beam, five on floor, one on vault and two all-around.

### **Bryant Owns Best Vault in NCAA Gymnastics**

- Haleigh Bryant's front handspring-front pike half is arguably the best vault in NCAA Gymnastics.
- The 2021 NCAA and SEC vault national champion owns eight perfect scores on the event; the second-most in LSU history. Jennifer Wood holds the top spot with nine perfect scores on vault in her career.
- The junior is the No. 1 vaulter in the nation at the 11-week mark with an NQS of 9.980.

### **LSU Owns 13 Scores of 49.700-Plus in School History**

- Since 2014, LSU lineups have put up 13 scores of 49.700 or higher across all four events. In 2022, LSU scored a 49.775 on floor against Auburn. The score marked the highest in school history and the second-highest score in the country.
- The 49.775 against Auburn marked the first for the program since a 49.725 and 49.750 on beam and bars respectively at Arizona to close the regular season in 2018.
- LSU scored four 49.700-plus scores in 2018, which was a record for a season.
- The Tigers recorded a 49.750 on floor this season in the squad's regular season finale against West Virginia to post the second highest floor score in program history and tally another score of 49.700 or higher.

#### **Vault**

1. 49.825 vs. Minnesota 3/6/15

#### **Bars**

1. 49.750 vs. Arizona 3/17/18

2. 49.725 vs. Texas Woman's 2/18/18

#### **Beam**

1. 49.725 vs. Arizona 3/17/18

at NCAA Super Six Finals 4/15/17

at Oklahoma 3/11/05

#### **Floor**

1. 49.775 vs. Auburn 2/5/22

2. 49.750 vs. West Virginia 3/10/23

3. 49.7125 at NCAA Championships Semifinal II 4/14/17

4. 49.700 vs. Auburn 3/4/18

vs. Auburn 2/19/16

vs. Minnesota 3/6/15

vs. Missouri 2/28/14

### **The Coaching Staff**

- Jay Clark, who served on staff for eight seasons on staff, was named the third head coach of the Fighting Tigers in 2021. Clark owns 30 years of NCAA Gymnastics experience and is one of the most respected coaches in the country.
- Assistant coach Ashleigh Gnat is a 17-time All-American, four-time SEC event champion and 2017 NCAA Floor Champion. Gnat is in her third season as assistant coach with the Tigers after being named to the coaching staff in August 2021.
- Clark hired Garrett Griffeth and Courtney McCool Griffeth to serve as assistant coaches in 2021. The Griffeths come to Baton Rouge after serving as assistant coaches for two seasons at the University of Utah. In that time, the Utes went 21-1 during the regular season, won the 2021 Pac-12 Championship and finished third nationally after advancing to the NCAA Championship Final. Prior to their time in Salt Lake City, Garrett served as the associate head coach and Courtney the volunteer coach and choreographer for two seasons at Arkansas. They also spent four seasons at Texas Woman's University from 2014-17.

# 2023 LSU Gymnastics - Meet 13 at NCAA Denver Regional

## LSU GYMNASTICS PROGRAM

### Quick Facts

Location	Baton Rouge, La. (State Capital)
Founded	1860
Enrollment	31,761
Nickname	Fighting Tigers
Colors	Purple and Gold
Mascot	Mike VII (Live Bengal Tiger)

### University Administration

President	William Tate IV (Norther Illinois, 1982)
Faculty Representative	Dr. Lori Martin (Fordham, 1996)
Director of Athletics	Scott Woodward (LSU, 1985)

### Coaching Staff

Head Coach	Jay Clark 3rd as Head Coach/ 89-53-2
------------	---

### Assistant Coaches

Ashleigh Gnat	3rd Season
Garrett Griffith	2nd Season
Courtney McCool Griffith	2nd Season

### Support Staff

Director of Operations	Katie Copeland
Athletic Trainer	Jenny Chichloski
Strength and Conditioning	Katie Guillory
Communications	Alyssa Leal
Designer	Stephanie Lyles
Photo	Chris Parent
Video	Giovanni Lamonte
Managers	Sami Durante, Bri Jaso, Caitlin Smith, McKenzie Darbonne

### Program History

First Year of Gymnastics	1975
NCAA Championships Appearances	31
NCAA Finals Appearances	8
Regional Championships	19
Individual National Champions	11 (16 titles)
All-Americans	286
Scholastic All-Americans	183
Perfect Scores	84

### Competition Arena

Pete Maravich Assembly Center	
Capacity	13,215
Record Crowd:	13,729 (1/19/18 vs. Alabama)
Record:	306-63-5

## THE LAST TIME LSU...

### Won a Home Meet...

3/10/23 vs. West Virginia (198.025-196.450)

### Won a Road Meet...

3/3/23 at Podium Challenge (197.700)

### Won a Neutral Site Meet...

2/25/22 at TWU (1st of 4, 197.625)

### Lost a Home Meet...

1/16/23 vs. No. 1 Oklahoma (L, 197.450-197.600)

### Lost a Road Meet...

2/10/23 at No. 5 Auburn (L, 197.500-197.750)

### Lost a Neutral Site Meet...

3/31/22 at NCAA Regional Second Round (3rd of 4, 196.575)

### Scored a 197 or Higher at Home...

3/10/23 vs. West Virginia (198.025)

### Scored a 197 or Higher on the Road/Neutral Site...

3/3/23 at Podium Challenge (197.700)

### Scored a 198 or Higher...

3/10/23 vs. West Virginia (198.025)

### Won the All-Around at Home...

3/10/23 vs. West Virginia - Haleigh Bryant (39.875)

### Won the All-Around on the Road/Neutral Site...

3/3/23 at Podium Challenge - Haleigh Bryant (39.700)

### Scored a Perfect 10.00...

3/10/23 vs. West Virginia - Haleigh Bryant, Vault, Bars, Floor

### Scored a Perfect 10.00 at Home...

3/10/23 vs. West Virginia - Haleigh Bryant, Vault, Bars, Floor

### Scored a Perfect 10.00 on the Road/Neutral Site...

2/24/23 at Alabama - Aleah Finnegan, Floor  
2/24/23 at Alabama - Haleigh Bryant, Vault

## NATIONAL RANKINGS

ROAD TO NATIONALS TOP 25 - WEEK 11  
(3/20/23)

RANK	TEAM	NQS
1	Oklahoma	198.355
2	Florida	198.110
3	Michigan	198.080
4	UCLA	197.950
5	Utah	197.910
6	LSU	197.840
7	California	197.825
8	Alabama	197.720
9	Kentucky	197.710
10	Michigan State	197.595
11	Oregon State	197.490
12	Auburn	197.480
13	Denver	197.445
14	Missouri	197.115
15	Arizona State	197.105
16	Ohio State	197.100
17	Arkansas	197.080
18	Minnesota	197.015
19	Georgia	196.955
20	Stanford	196.930
21	Southern Utah	196.820
22	Illinois	196.745
23	Nebraska	196.730
24	Maryland	196.710
25	Iowa	196.650

## LSU IN THE RANKINGS

WEEK	TEAM	VT	UB	BB	FX
01/9/23	10	7	21	12	6
01/16/23	13	7	10	18	23
01/23/23	8	5	7	18	16
1/30/23	9	4	6	17	16
02/6/23	9	4	8	17	12
02/13/23	8	3	9	14	11
02/20/23	8	3	6	11	5
02/27/23	6	2	7	10	4
03/6/23	6	2	8	11	4
03/13/23	6	3	8	9	4
03/20/23	6	3	9	10	3
3/27/23	-	-	-	-	-
4/3/23	-	-	-	-	-

INDIVIDUAL (TOP 25)	AA	VT	UB	BB	FX
Elena Arenas	--	--	--	--	--
Sierra Ballard	--	--	--	--	--
Annie Beard	--	--	--	--	--
Chase Brock	--	--	--	--	--
Haleigh Bryant	4	1	14	--	6
Ashley Cowan	--	--	--	--	--
Olivia Dunne	--	--	--	--	--
Aleah Finnegan	12	--	--	6	4
Cammy Hall	--	--	--	--	--
Alexis Jeffrey	--	--	--	--	--
Kiya Johnson	--	--	--	--	--
KJ Johnson	--	--	--	--	--
Lexi Nibbs	--	--	--	--	--
Maddie Rau	--	--	--	--	--
Kai Rivers	--	--	--	--	--
Kamryn Ryan	--	--	--	--	--
Alyona Shchennikova	--	--	--	--	--
Tori Tatum	--	--	--	--	--
Bryce Wilson	--	--	--	--	--

# 2023 LSU Gymnastics - Meet 13 at NCAA Denver Regional

## POSSIBLE LINEUPS

Vault	Season High	Beam	Season High	All-Around	Season High
Elena Arenas	9.925	Elena Arenas	9.925	Haleigh Bryant	39.875
Alyona Shchennikova	9.925	Alyona Shchennikova	9.850	Aleah Finnegan	39.800
Chase Brock	9.975	Alexis Jeffrey	9.900	Alyona Shchennikova	39.525
Aleah Finnegan	10.000	Sierra Ballard	9.925	Elena Arenas	39.425
Bryce Wilson	9.925	Haleigh Bryant	9.950		
Haleigh Bryant	10.000	Aleah Finnegan	10.000		

Bars	Season High	Floor	Season High
Alexis Jeffrey	9.925	Sierra Ballard	9.925
Olivia Dunne/Ashley Cowan	9.850/9.900	Alyona Shchennikova	9.975
Tori Tatum	9.900	Chase Brock	9.925
Aleah Finnegan	9.925	Elena Arenas	9.925
Alyona Shchennikova	9.875	Aleah Finnegan	10.000
Haleigh Bryant	10.000	Haleigh Bryant	10.000

## GYMNAST SEASON AND CAREER HIGHS

NAME	SEASON HIGHS					CAREER HIGHS				
	VAULT	BARS	BEAM	FLOOR	ALL-AROUND	VAULT	BARS	BEAM	FLOOR	ALL-AROUND
Elena Arenas	9.925	9.875	9.925	9.925	39.425	9.950	9.875	9.925	9.925	39.425
Sierra Ballard	--	--	9.925	9.925	--	--	--	9.925	9.925	--
Annie Beard	--	--	--	--	--	--	--	--	--	--
Chase Brock	9.975	--	--	9.925	--	9.975	9.875	--	9.925	--
Haleigh Bryant	10.000	10.000	9.950	10.000	39.875	10.000	10.000	9.950	10.000	39.875
Ashley Cowan	--	9.900	--	--	--	--	9.900	--	--	--
Olivia Dunne	--	9.850	--	--	--	--	9.925	--	9.900	--
Aleah Finnegan	10.000	9.925	10.000	10.000	39.800	10.000	9.925	10.000	10.000	39.800
Cammy Hall	--	--	--	--	--	--	--	--	--	--
Alexis Jeffrey	--	9.925	9.900	9.750	--	--	9.925	9.900	9.750	--
Kiya Johnson	9.875	9.900	9.850	9.900	39.400	10.000	9.950	10.000	10.000	39.750
KJ Johnson	9.950	--	9.875	9.950	--	9.950	--	9.875	9.950	--
Lexi Nibbs	--	--	--	--	--	9.775	--	--	--	--
Maddie Rau	--	--	--	--	--	9.850	--	--	--	--
Kai Rivers	--	--	9.900	--	--	9.900	9.900	9.950	--	--
Alyona Shchennikova	9.925	9.875	9.850	9.975	39.525	9.950	9.950	9.925	9.975	39.525
Tori Tatum	--	9.900	--	--	--	--	9.900	--	--	--
Bryce Wilson	9.925	--	9.850	--	--	9.925	--	9.850	--	--

## 2023 INDIVIDUAL TITLES

<b>Jan. 6 at #3 Utah</b> VAULT Haleigh Bryant - 9.900	VAULT Haleigh Bryant - 10.000	FLOOR Aleah Finnegan - 10.000	Aleah Finnegan - 10.000
FLOOR Aleah Finnegan - 9.950	BEAM Aleah Finnegan - 9.950	ALL-AROUND Haleigh Bryant - 39.700	<b>March 3 at Podium Challenge</b> VAULT Haleigh Bryant - 9.975 Chase Brock - 9.975
ALL-AROUND Haleigh Bryant - 39.450 Aleah Finnegan - 39.450	FLOOR Haleigh Bryant - 9.950	<b>Feb. 10 vs #5 Auburn</b> VAULT Aleah Finnegan - 10.000	ALL-AROUND Haleigh Bryant - 39.700
<b>Jan. 13 at #12 Kentucky</b> BARS Haleigh Bryant - 9.950	ALL-AROUND Haleigh Bryant - 39.750	BEAM Aleah Finnegan - 9.950	<b>March 10 vs West Virginia</b> VAULT Haleigh Bryant - 10.000
BEAM Haleigh Bryant - 9.950	<b>Jan. 27 at #23 Arkansas</b> VAULT Haleigh Bryant - 9.950 KJ Johnson - 9.950	FLOOR Aleah Finnegan - 9.975	BARS Haleigh Bryant - 10.000
ALL-AROUND Haleigh Bryant - 39.575	BEAM Aleah Finnegan - 9.925	ALL-AROUND Aleah Finnegan - 39.800	BEAM Aleah Finnegan - 9.975
<b>Jan. 16 vs #1 Oklahoma</b> VAULT Haleigh Bryant - 9.925	ALL-AROUND Haleigh Bryant - 39.575	<b>Feb. 17 vs #2 Florida</b> VAULT Haleigh Bryant - 9.975	FLOOR Haleigh Bryant - 10.000
BEAM Haleigh Bryant - 9.950	<b>Feb. 3 vs #17 Georgia</b> VAULT Haleigh Bryant - 9.975	BEAM Aleah Finnegan - 10.000	ALL-AROUND Haleigh Bryant - 39.875
FLOOR Aleah Finnegan - 9.950	BARS Haleigh Bryant - 9.900 Alexis Jeffrey - 9.900	FLOOR KJ Johnson - 9.950	
ALL-AROUND Haleigh Bryant - 39.675	BEAM Haleigh Bryant - 9.900 Aleah Finnegan - 9.900	<b>Feb. 24 vs #9 Alabama</b> VAULT Haleigh Bryant - 10.000	
<b>Jan. 20 vs #12 Missouri</b>		FLOOR	

# 2023 LSU Gymnastics - Meet 13 at NCAA Denver Regional

## ROUTINE BREAKDOWNS

### VAULT - GARRETT GRIFFETH

<b>PROBABLE</b>	<b>ELENA ARENAS</b> Yurchenko Full	<b>ALYONA SHCHENNIKOVA</b> Yurchenko 1.5 (Yurchenko Full)	<b>CHASE BROCK</b> Yurchenko 1.5 (Yurchenko Full)	<b>ALEAH FINNEGAN</b> Omelianchik	<b>BRYCE WILSON</b> Yurchenko Full	<b>HALEIGH BRYANT</b> Front Handspring-Front Pike Half
	<b>ALEXIS JEFFREY</b> Yurchenko Full					
<b>ALT.</b>						

### BARS -JAY CLARK

<b>PROBABLE</b>	<b>ALEXIS JEFFREY</b> Maloney immediate pak, 1/2 pirouette, half in-half out	<b>OLIVIA DUNNE/ASHLEY COWAN</b>	<b>TORI TATUM</b> Ray immediate pak salto, 1/2 pirouette, half in-half out	<b>ALEAH FINNEGAN</b> Toe-handstand, delchev, ball handstand, double arabian	<b>ALYONA SHCHENNIKOVA</b> Ray immediate pak salto, 1/2 pirouette, double layout	<b>HALEIGH BRYANT</b> Blind change, jaegar, bail handstand, blind change, double front half out
	<b>ELENA ARENAS</b> Tkatchev immediate pak salto, 1/2 pirouette, double layout dismount					
<b>ALT.</b>						

### BEAM - ASHLEIGH GNAT

<b>PROBABLE</b>	<b>ELENA ARENAS</b> Switch Leap + Split Jump, Backhandspring + Back Layout, Front Toss, Full Turn, Switch leap Half, Round off + One and a half Dismount	<b>ALYONA SHCHENNIKOVA</b> Full turn, Front Aerial + Backhandspring + Backhandspring, Switch leap + Split Jump, Side Aerial, Backhandspring + Gainer Full Dismount	<b>ALEXIS JEFFREY</b> wolf turn full, cat leap + switch side, backhandspring + back layout, front tuck, roundoff + 1.5 dismount	<b>SIERRA BALLARD</b> Backhandspring + Back Layout, Full turn, Sissone + Switch Leap 1/2, Front toss, Round off + One and a half dismount	<b>HALEIGH BRYANT</b> Front Aerial + Backhandspring, Switch leap + Straddle Quarter, Full turn, Standing Front Tuck, Split Jump, Rudi Dismount	<b>ALEAH FINNEGAN</b> Backhandspring + Back Layout + Back Layout, Switch Leap + Split Jump, Front Aerial, Full turn, Gainer Full Dismount
	<b>BRYCE WILSON</b> backhandspring back layout, switch leap + straddle quarter, front aerial, full turn, backhandspring + backhandspring + double full dismount					
<b>ALT.</b>						

### FLOOR - COURTNEY MCCOOL GRIFFETH

<b>PROBABLE</b>	<b>SIERRA BALLARD</b> Double layout, 1.5 front layout stag jump, switch ring + switch half to knee, double pike	<b>ALYONA SHCHENNIKOVA</b> Front double full, 1.5-front layout, switch leap-switch 1/2 ring, front handspring-rudi-split jump	<b>CHASE BROCK</b> Back handspring double pike, back handspring double tuck, switch side + popa, back 1.5 + front full	<b>ELENA ARENAS</b> Front handspring- front double full, switch half + wolf full + wolf full, cartwheel-back layout, front layout-front full	<b>ALEAH FINNEGAN</b> double arabian stag jump, 2.5 front tuck, switch ring + tour jete half, back 1.5 front layout	<b>HALEIGH BRYANT</b> Front handspring-double front, front layout-rudi, switch ring + switch half, front handspring front double full
	<b>OLIVIA DUNNE</b>					
<b>ALT.</b>						



# 2023 LSU Gymnastics - Meet 13 at NCAA Denver Regional

## CAREER INDIVIDUAL TITLES

### Sr. Kiya Johnson - 40 total titles

15 Floor, 9 All-Around, 8 Vault, 5 Beam, 3 Bars

#### 2022 Titles - 6 Total

BB (2)	9.950	2/11 at Florida
	10.000	2/18 vs. Alabama
FX (2)	10.000	2/5 vs. Auburn
	9.950	2/25 at TWU Quad
UB (1)	9.900	1/28 at Georgia
AA (1)	39.450	2/25 at TWU Quad

#### 2021 Titles - 10 Total Titles

FX (6)	10.000	1/8 vs. Arkansas
	9.975	1/15 at Arkansas
	10.000	3/5 vs. Missouri
	10.000	3/20 at SEC Championships
	9.950	4/2 at NCAA Second Round
	9.950	4/3 at NCAA Regional Final
AA (2)	39.625	3/5 vs. Missouri
	39.700	4/2 at NCAA Second Round
VT (2)	9.950	2/26 at Kentucky
	9.950	4/2 at NCAA Second Round

#### 2020 Titles - 24 Total

FX (7)	9.950	1/3 vs. Arizona
	9.900	1/17 vs. Auburn
	9.975	1/24 at Florida
	9.950	1/31 vs. Alabama
	9.950	2/14 at GymQuarters
	9.975	2/16 vs. Kentucky
	9.925	2/21 at Missouri
AA (6)	39.525	1/10 at Georgia
	39.600	1/17 vs. Auburn
	39.600	1/31 vs. Alabama
	39.575	2/at Oregon St. Tri
	39.750	2/14 at GymQuarters
	39.650	2/16 vs. Kentucky
VT (6)	9.900	1/3 vs. Arizona
	9.925	1/10 at Georgia
	9.925	1/17 vs. Auburn
	9.950	1/31 vs. Alabama
	9.900	2/8 at Oregon St. Tri
	10.000	2/14 at GymQuarters
BB (3)	9.900	1/17 vs. Auburn
	10.000	1/24 at Florida
	9.925	2/14 at Gymquaters
UB (2)	9.900	2/8 at Oregon State Tri
	9.950	2/28 vs. Arkansas

### Sr. Alyona Shchennikova - 10 Total

4 Bars, 2 Vault, 2 All-Around, 1 Beam, 1 Floor

#### 2022 Titles - 5 Total

AA (2)	39.300	1/7 vs. Centenary
	38.975	1/28 at Georgia
UB (2)	9.950	1/7 vs. Centenary
	9.925	3/11 vs. Utah
FX (1)	9.900	1/28 at Georgia

#### 2021 Titles -4 Total

VT(2)	9.900	2/5 at Auburn
	9.950	2/26 at Kentucky
UB (1)	9.900	3/5 vs. Missouri
BB (1)	9.925	2/26 at Kentucky

#### 2020 Title - 1 Total

UB (1)	9.950	2/14 at GymQuarters
--------	-------	---------------------

### Sr. Kai Rivers - 2 Total Titles

#### 2022 Titles - 1 Total

UB (1)	9.900	1/28 at Georgia
--------	-------	-----------------

#### 2020 Title - 1 Total

UB (1)	9.90	2/8 at Oregon St. Tri
--------	------	-----------------------

### Jr. Elena Arenas - 2 Total Titles

2 Vault

### 2021 Title - 2 Vault

VT(2)	9.900	2/5 at Auburn
	9.950	3/20 at SEC Championships

### Jr. Haleigh Bryant - 56 Total Titles

23 Vault, 17 All-Around, 7 Bars, 5 Beam, 4 Floor

#### 2023 Titles - 26 total

VT (9)	9.900	1/6 at #3 Utah
	9.925	1/16 vs #1 Oklahoma
	10.000	1/20 vs #12 Missouri
	9.950	1/27 at #23 Arkansas
	9.975	2/3 vs #17 Georgia
	9.975	2/17 vs #2 Florida
	10.00	2/24 at #9 Alabama
	9.975	3/3 at Podium Challenge
	10.00	3/10 vs. West Virginia
AA (9)	39.450	1/6 at #3 Utah
	39.575	1/13 at #12 Kentucky
	39.675	1/16 vs #1 Oklahoma
	39.750	1/20 vs #12 Missouri
	39.575	1/27 at #23 Arkansas
	39.700	2/3 vs #17 Georgia
	39.700	3/3 at Podium Challenge
	39.875	3/10 vs. West Virginia
UB (3)	9.950	1/13 at #12 Kentucky
	9.900	2/3 vs #17 Georgia
	10.00	3/10 vs. West Virginia
BB (3)	9.950	1/13 at #12 Kentucky
	9.950	1/16 vs #1 Oklahoma
	9.900	2/3 vs #17 Georgia
FX (2)	9.950	1/20 vs #12 Missouri
	10.00	3/10 vs. West Virginia

#### 2022 Titles - 16 Total

VT (6)	9.925	1/7 vs. Centenary
	10.000	2/5 vs. Auburn
	10.000	2/20 at Missouri w/Arkansas
	9.950	2/25 at TWU Quad
	9.950	3/4 vs. Kentucky
	10.000	3/11 vs. Utah
UB (4)	9.900	1/28 at Georgia
	9.950	2/11 at Florida
	9.925	2/25 at TWU Quad
	9.950	3/4 vs. Kentucky
AA (4)	39.675	2/18 vs. Alabama
	39.700	2/20 at Missouri w/Arkansas
	39.750	3/4 vs. Kentucky
	39.700	3/11 vs. Utah
BB (2)	9.875	1/7 vs. Centenary
	9.950	3/4 vs. Kentucky

#### 2021 Titles - 14 Total

VT (8)	9.900	1/8 vs. Arkansas
	9.900	1/22 vs. Georgia
	9.900	2/5 at Auburn
	10.000	3/5 vs. Missouri
	9.950	3/20 at SEC Championships
	9.950	4/2 at NCAA Second Round
	10.000	4/3 at NCAA Regional Final
	9.95	4/16 at NCAA Semifinal II
AA (4)	39.600	1/15 at Arkansas
	39.475	1/22 vs. Georgia
	39.550	2/5 at Auburn
	39.625	3/5 vs. Missouri
FX (2)	9.950	1/15 at Arkansas
	9.950	2/26 at Kentucky

### Jr. Chase Brock - 1 Total Title

1 Vault

#### 2023 Titles - 1 total

VT (1)	9.975	3/3 at Podium Challenge
--------	-------	-------------------------

### So. Aleah Finnegan - 15 Total Titles

7 Beam, 5 Floor, 2 All-Around, 1 Vault

#### 2023 Title - 14 Total

FX (5)	9.950	1/6 at #3 Utah
	9.950	1/16 vs #1 Oklahoma
	10.000	2/3 vs #17 Georgia
	9.975	2/10 vs #5 Auburn
	10.00	2/24 at #9 Alabama
AA (2)	39.450	1/6 at #3 Utah
	39.800	2/10 vs #5 Auburn
BB (6)	9.950	1/20 vs #12 Missouri
	9.925	1/27 at #23 Arkansas
	9.900	2/3 vs #17 Georgia
	9.950	2/10 vs #5 Auburn
	10.000	2/17 vs #2 Florida
	9.975	3/10 vs. West Virginia
VT (1)	10.000	2/10 vs #5 Auburn

#### 2022 Title - 1 Total

BB (1)	9.925	2/25 at TWU Quad
--------	-------	------------------

### So. KJ Johnson - 4 Total Titles

2 Vault, 2 Floor

#### 2023 Titles - 2 total

VT (1)	9.900	1/27 at #23 Arkansas
FX (1)	9.950	2/17 vs. #2 Florida

#### 2022 Titles - 2 Total

FX (1)	9.900	1/7 vs. Centenary
VT (1)	9.950	2/25 at TWU Quad

### So. Alexis Jeffrey - 1 Total Titles

1 bars

#### 2023 Titles - 1 total

UB (1)	9.900	2/3 at #17 Georgia
--------	-------	--------------------

# 2023 LSU Gymnastics - Meet 13 at NCAA Denver Regional

## INDIVIDUAL RECORDS HISTORY

### Single Season Bests

#### Vault Titles

1.	Susan Jackson	12	2010
	Ashleigh Clare-Kearney	12	2008
3.	Ashleigh Clare-Kearney	11	2007
4.	Ashleigh Gnat	10	2016
	Sandra Smith	10	1980
6.	Haleigh Bryant	9	2023
	Ashleigh Gnat	9	2017
	Ashleigh Clare-Kearney	9	2009
	Jennifer Wood	9	1995
	Jennifer Lyerly	9	1987
	Sandra Smith	9	1982

#### Bars Titles

1.	Sarie Morrison	12	2013
2.	Sarah Finnegan	11	2019
	Rheagan Courville	9	2015
	Susan Jackson	9	2010
5.	Sarah Finnegan	8	2018
	Sarie Morrison	8	2014
	Annie Gagnon	8	2004
	Sandra Smith	8	1980
9.	Jeanie Beadle	7	1977

#### Beam Titles

1.	Sarah Finnegan	11	2019
2.	April Burkholder	10	2006
3.	Jessie Jordan	8	2015
	Jeanie Beadle	8	1977
5.	Sandra Smith	7	1980
6.	Sarah Finnegan	6	2018
	Sarah Finnegan	6	2017
	Rheagan Courville	6	2013
	Susan Jackson	6	2010
	Susan Jackson	6	2009
	Ashleigh Clare-Kearney	6	2008
	Lisa Rennie	6	2005

#### Floor Titles

1.	Ashleigh Gnat	12	2017
2.	Sarah Finnegan	11	2019
	Ashleigh Gnat	10	2016
	Lloimincia Hall	10	2013
	Ashleigh Clare-Kearney	10	2009
	Sandra Smith	10	1980
6.	April Burkholder	9	2005
7.	Myia Hambrick	8	2018
	Lloimincia Hall	8	2014
8.	Kiya Johnson	7	2020
	Lloimincia Hall	7	2012
	Susan Jackson	7	2010
	Lauren Klein	7	2007
	April Burkholder	7	2004
	Jeanie Beadle	7	1978

#### All-Around Titles

1.	Sarah Finnegan	14	2019
2.	Susan Jackson	11	2010
3.	Sandra Smith	10	1980
4.	Haleigh Bryant	9	2023
	Rheagan Courville	9	2013
	Ashleigh Clare-Kearney	9	2008
7.	April Burkholder	8	2004
	Rheagan Courville	8	2014
9.	Sarah Finnegan	7	2018
	April Burkholder	7	2006
	Jennifer Wood	7	1995
	Jeanie Beadle	7	1978

#### Total Individual Titles

1.	Sarah Finnegan	49	2019
2.	Susan Jackson	45	2010
	Sandra Smith	45	1980
4.	Ashleigh Clare-Kearney	39	2008
5.	Ashleigh Clare-Kearney	32	2007
	Jeanie Beadle	32	1977
7.	Ashleigh Clare-Kearney	31	2009
	April Burkholder	31	2006
9.	Jennifer Wood	30	1995
10.	April Burkholder	29	2004

### Career Bests

#### Vault Titles

1.	Ashleigh Clare-Kearney	37
2.	Rheagan Courville	29
3.	Sandra Smith	26
4.	April Burkholder	23
	Angie Topham	23
	Haleigh Bryant	23
7.	Jennifer Wood	22
	Jennifer Lyerly	22
	Ashleigh Gnat	22
10.	Susan Jackson	19
11.	Kennedi Edney	17

#### Bars Titles

1.	Sarie Morrison	28
2.	Sarah Finnegan	27
3.	Rheagan Courville	19
4.	Ashleigh Clare-Kearney	18
5.	Jennifer Wood	16
6.	Jeanie Beadle	15
7.	Susan Jackson	14
	Sandra Smith	14
9.	Lexie Priessman	13
	Annie Gagnon	13

#### Beam Titles

1.	Sarah Finnegan	27
2.	April Burkholder	24
3.	Jessie Jordan	15
	Amy McClosky	15
4.	Jeanie Beadle	14
5.	Rheagan Courville	13
	Susan Jackson	13
8.	Sandra Smith	12
	Ashleigh Gnat	12
10.	Lisa Rennie	11

#### Floor Titles

1.	Lloimincia Hall	31
2.	Ashleigh Clare-Kearney	27
	April Burkholder	27
4.	Ashleigh Gnat	23
5.	Sandra Smith	22
6.	Kiya Johnson	15
7.	Sarah Finnegan	14
	Myia Hambrick	14
9.	Kiya Johnson	13
	Nicki Arnstad	13
11.	Susan Jackson	12
	Rachelle Fruge'	12
	Jeanie Beadle	12

#### All-Around Titles

1.	Rheagan Courville	26
2.	April Burkholder	25
3.	Sarah Finnegan	23
4.	Ashleigh Clare-Kearney	22
5.	Sandra Smith	19
6.	Haleigh Bryant	17
7.	Susan Jackson	16
8.	Myia Hambrick	14
	Jeanie Beadle	14
10.	Jennifer Wood	11
11.	Kennedi Edney	10
	Jessie Jordan	10
	Amy McClosky	10
	Rachelle Fruge'	10

### Total Individual Titles

1.	Ashleigh Clare-Kearney	114
2.	April Burkholder	108
3.	Sarah Finnegan	95
	Rheagan Courville	95
5.	Sandra Smith	93
6.	Susan Jackson	74
7.	Jeanie Beadle	66
8.	Ashleigh Gnat	62
	Jennifer Wood	62
10.	Haleigh Bryant	56
11.	Myia Hambrick	52
12.	Angie Topham	47
13.	Sarie Morrison	43
14.	Kennedi Edney	42
15.	Jennifer Lyerly	40
	Kiya Johnson	40
17.	Lloimincia Hall	37
	Rachelle Fruge'	37
19.	Kiya Johnson	34
20.	Jessie Jordan	32
	Amy McClosky	32

### Career National Titles

1.	Susan Jackson	3 ('08 VT, '10 BB, '10 AA)
2.	Sarah Finnegan	2 ('17 UB, '19 UB)
	Kennedi Edney	2 ('17 VT, '19 VT)
	Rheagan Courville	2 ('13 VT, '14 VT)
	Ashleigh Clare-Kearney	2 ('09 VT, '09 FX)
6.	Haleigh Bryant	1 ('21 VT)
	Ashleigh Gnat	1 ('17 FX)
	April Burkholder	1 ('06 BB)
	Nicki Arnstad	1 ('02 FX)
	Jeanie Beadle	1 ('77 BB)

### Career SEC Titles

1.	Sarah Finnegan	5 ('18 AA; '19 UB, BB, FX, AA)
	Rheagan Courville	5 ('13 VT/BB/AA, '15 VT/AA)
	Sandra Smith	5 ('81 VT/FX, '82 VT/FX, '83 VT)
5.	Ashleigh Gnat	4 ('16 FX, '17 VT/BB/FX)
	Lloimincia Hall	4 ('12 FX, '13 FX, '14 FX, '15 FX)
6.	Susan Jackson	3 ('08 VT, '09 BB, '10 VT)
	Ashleigh Clare-Kearney	3 ('08 FX/AA, '09 FX)
8.	Rachelle' Fruge	2 ('91 BB/AA)

[18 gymnasts with one title. Last: Elena Arenas, VT; Haleigh Bryant, VT; and Kiya Johnson FX in 2021]

### Career All-America Honors

1.	Sarah Finnegan	23 (11 Reg Season)
	Rheagan Courville	23 (11 Reg Season)
3.	Myia Hambrick	20 (9 Reg Season)
4.	Kennedi Edney	18 (9 Reg Season)
5.	Ashleigh Gnat	17 (7 Reg Season)
6.	April Burkholder	14
7.	Susan Jackson	12
8.	Jessie Jordan	11 (5 Reg Season)
9.	Jennifer Wood	10
10.	Kiya Johnson	8 (5 Reg season)

### Career Perfect 10.0 Scores

1.	Haleigh Bryant	10 (8 VT, 1 UB, 1 FX)
2.	Jennifer Wood	9 (all on VT)
	Ashleigh Gnat	9 (4 FX, 5 VT)
4.	April Burkholder	8 (4 FX, 2 VT, 2 BB)
5.	Lloimincia Hall	7 (all on FX)
	Kiya Johnson	7 (4 FX, 2 BB, 1 VT)
7.	Sarah Finnegan	6 (2 UB, 2 BB, 2 FX)
8.	Ashleigh Clare-Kearney	5 (4 VT, 1 FX)
9.	Aleah Finnegan	4 (2 FX, 1 VT, 1 BB)
10.	Rheagan Courville	3 (all on VT)
11.	Kennedi Edney	2 (1 VT, 1 FX)
	Terin Martinjak	2 (1 BB, 1 FX)
	Nicki Arnstad	2 (all on FX)

# 2023 LSU Gymnastics - Meet 13 at NCAA Denver Regional

## PERFECT 10.00 SCORES

### Total Perfect 10.0 Scores in LSU History: 84

#### Vault (37)

Haleigh Bryant	vs. West Virginia	3/10/23
Haleigh Bryant	at Alabama	2/24/23
Aleah Finnegan	at Auburn	2/10/23
Haleigh Bryant	vs. Missouri	1/20/23
Haleigh Bryant	vs. Utah	3/11/22
Haleigh Bryant	at Missouri w/ Arkansas	2/20/22
Haleigh Bryant	vs. Auburn	2/5/22
Haleigh Bryant	at NCAA Regional Final (Salt Lake City, Utah)	4/3/21
Haleigh Bryant	vs. Missouri	3/5/21
Kiya Johnson	at GymQuarters	2/14/20
Kennedi Edney	at Arizona	3/15/19
Ashleigh Gnat	at SEC Championship Session II	3/18/17
Ashleigh Gnat	vs. Florida	3/5/17
Ashleigh Gnat	at Alabama	1/13/17
Ashleigh Gnat	at Metroplex Challenge	1/30/16
Ashleigh Gnat	vs. Kentucky	1/22/16
Rheagan Courville	vs. Minnesota	3/6/15
Jessie Jordan	vs. Minnesota	3/6/15
Rheagan Courville	at Metroplex Challenge	2/15/14
Rheagan Courville	at SEC Championship Session II	3/23/13
Sarie Morrison	vs. Arkansas	2/15/13
Ashleigh Clare-Kearney	vs. North Carolina State	3/7/09
Ashleigh Clare-Kearney	at NCAA Regional Championships (Baton Rouge)	4/12/08
Ashleigh Clare-Kearney	vs. Michigan State	2/29/08
Ashleigh Clare-Kearney	at Super Six Challenge (Fayetteville, Ark.)	1/5/07
April Burkholder	at Oklahoma	3/11/05
April Burkholder	at Texas Woman's/Arizona	2/23/04
Stephanie Hyett	vs. Illinois-Chicago	3/7/97
Jennifer Wood	vs. New Hampshire/Missouri/Centenary	3/15/96
Jennifer Wood	vs. Alabama	2/23/96
Jennifer Wood	at NCAA Regional Championships	4/7/95
Jennifer Wood	vs. Florida	3/3/95
Jennifer Wood	vs. Arizona	2/24/95
Jennifer Wood	vs. Georgia	2/17/95
Jennifer Wood	vs. Kentucky	3/4/94
Jennifer Wood	vs. North Carolina State	2/25/94
Jennifer Wood	vs. Alabama	2/18/94

#### Bars (6)

Haleigh Bryant	vs. West Virginia	3/10/23
Sarah Finnegan	at Arizona	3/15/19
Lexie Priessman	vs. Georgia	3/1/19
Sarah Finnegan	vs. Arizona	3/17/18
Sharene Mamby	vs. Denver	1/26/01
Syreeta Barnett	vs. Illinois-Chicago	3/7/97

#### Beam (9)

Aleah Finnegan	vs. Florida	2/17/23
Kiya Johnson	Alabama	2/18/22
Kiya Johnson	at Florida	1/24/20
Sarah Finnegan	vs. Georgia	3/1/19
Sarah Finnegan	vs. Arizona	3/17/18
April Burkholder	at Oklahoma	3/11/05
Terin Martinjak	at Centenary	3/12/04
April Burkholder	at Centenary	3/12/04
Amy McClosky	vs. New Hampshire/Missouri/Centenary	3/15/96

#### Floor (33)

Haleigh Bryant	vs. West Virginia	3/10/23
Aleah Finnegan	at Alabama	2/24/23
Aleah Finnegan	vs. Georgia	2/3/23
Kiya Johnson	vs. Auburn	2/5/22
Kiya Johnson	at SEC Championship Session II	3/20/21
Kiya Johnson	vs. Missouri	3/5/21
Kiya Johnson	vs. Arkansas	1/5/21
Sarah Finnegan	at SEC Championship Session II	3/23/19
McKenna Kelley	vs. Oregon State	3/8/19
Kennedi Edney	vs. Oregon State	3/8/19
Myia Hambrick	vs. Auburn	3/4/18
Sarah Finnegan	vs. Auburn	3/4/18
Ashleigh Gnat	at SEC Championship Session II	3/19/16
Ashleigh Gnat	at Texas Woman's/Oregon State/New Hampshire	3/12/16
Ashleigh Gnat	vs. Alabama	3/4/16
Ashleigh Gnat	vs. Auburn	2/19/16
Lloimincia Hall	at Centenary/New Hampshire	3/13/15
Lloimincia Hall	vs. Minnesota	3/6/15
Lloimincia Hall	at NCAA Baton Rouge Regional	4/5/14
Lloimincia Hall	at Metroplex Challenge	2/15/14
Lloimincia Hall	vs. Alabama	1/31/14
Lloimincia Hall	vs. Alabama	3/8/13
Lloimincia Hall	at Missouri	2/8/13
Ashleigh Clare-Kearney	vs. Michigan St.	2/29/08

# 2023 LSU Gymnastics - Meet 13 at NCAA Denver Regional

## HIGHEST ALL-TIME EVENT SCORES - TEAM

### Vault

1.	49.825	vs. Minnesota	3/6/15
2.	49.675	at Alabama	2/24/23
		at Arizona	3/15/19
4.	49.650	NCAA Baton Rouge Regional	4/5/14
5.	49.625	at SEC Championships	3/20/21
		at Kentucky	2/26/21
		vs. Florida	3/5/17
		at Centenary/New Hampshire	3/13/15
		NCAA Central Regional Championships	4/12/08
		at Centenary	3/12/04
11.	49.600	vs. Florida	2/12/21
		at Alabama	1/13/17
		at Oklahoma	2/9/14
		vs. Alabama	3/8/13
15.	49.575	at Florida	1/24/20
		at SEC Championship Session II	3/18/17
		vs. George Washington/Iowa	2/19/17
		at Auburn	2/13/15
		vs. Missouri	2/28/14
		vs. Alabama	1/31/14
21.	49.5625	at NCAA Championships Semifinal II	4/14/17
22.	49.550	vs. Missouri	3/5/21
		at Florida	2/26/16
		at SEC Championship Session II	3/21/15
		at Florida	2/21/14
		at Auburn	2/22/13
		vs. Centenary	3/18/05

### Bars

1.	49.750	vs. Arizona	3/17/18
2.	49.725	vs. Texas Woman's	2/18/18
3.	49.650	vs. Kentucky	3/1/02
4.	49.625	vs. Alabama	1/19/18
5.	49.600	at Arizona	3/15/19
		vs. Arkansas	1/5/18
		vs. Iowa	1/9/15
		at Metroplex Challenge	2/15/14
9.	49.575	at NC State	3/9/18
10.	49.550	vs. Florida	2/12/21
		vs. Auburn	3/4/18
		at GymQuarters Invite	2/16/18
		vs. Alabama	2/8/02
		vs. Centenary	2/13/98
15.	49.525	vs. Arkansas	2/28/20
		vs. Florida	1/18/19
		vs. Denver	1/26/01
18.	49.500	vs. West Virginia	3/10/23
		vs. Florida	2/17/23
		vs. Oklahoma	1/16/23
		vs. Centenary	1/7/22
		vs. NC State	2/1/19
		NCAA Championships Semifinal I	4/20/18
		vs. George Washington and Iowa	2/19/17
		vs. Florida	2/20/15
		vs. Missouri	2/28/14
		vs. North Carolina/Illinois-Chicago	2/20/09
		vs. Rhode Island/Centenary	3/14/02

### Beam

1.	49.725	vs. Arizona	3/17/18
		at NCAA Super Six Finals	4/15/17
		at Oklahoma	3/11/05
4.	49.650	vs. Alabama	2/18/22
		vs. Oregon State	3/8/19
		vs. Georgia	3/1/19
6.	49.625	vs. Georgia	2/6/15
7.	49.600	NCAA Baton Rouge Regional	4/5/14
8.	49.5875	at NCAA Championships Semifinal II	4/17/17
9.	49.575	at Georgia	1/10/20
		at GymQuarters	2/17/17
		at Florida	2/26/16
12.	49.550	at Alabama	2/24/23
		vs. Florida	2/17/23
		at SEC Championships	3/19/22
		vs. Florida	2/12/21
		vs. New Hampshire	3/10/17
		at Texas Woman's	3/13/05
18.	49.525	at NCAA Regional Final	4/3/21
		at Florida	1/24/20
		vs. Auburn	3/4/18
		at GymQuarters	2/16/18
		at Arkansas	2/10/17
23.	49.500	vs. Utah	3/11/22
		NCAA Regional Final	4/6/19
		at NCAA Raleigh Regional	4/7/18
		at SEC Championship Session II	3/18/17
27.	49.475	vs. Texas Woman's	2/18/18
		vs. Florida	3/5/17

		at Kentucky	1/27/17
		vs. Minnesota	3/6/15
		vs. Arkansas	2/28/03
		at Alabama	3/6/99

### Floor

1.	49.775	vs. Auburn	2/5/22
2.	49.750	vs. West Virginia	3/10/23
3.	49.7125	at NCAA Championships Semifinal II	4/14/17
4.	49.700	vs. Auburn	3/4/18
		vs. Auburn	2/19/16
		vs. Minnesota	3/6/15
		vs. Missouri	2/28/14
8.	49.675	vs. Georgia	2/3/23
		vs. Utah	3/11/22
		vs. Oregon State	3/8/19
		vs. Ohio State	3/5/04
12.	49.650	vs. Missouri	3/5/21
		at Missouri	2/9/18
		NCAA Baton Rouge Regional	4/5/14
15.	49.625	at SEC Championship Session II	3/18/23
		vs. Florida	3/5/17
		at Texas Woman's/Oregon State/New Hampshire	3/12/16
		vs. Alabama	3/4/16
		vs. Georgia	2/6/15
		at SEC Championship Session II	3/23/13
20.	49.600	at SEC Championship Session II	3/23/19
		vs. Texas Woman's	2/18/18
		at Centenary/Texas Woman's	3/21/03
23.	49.575	at Alabama	2/24/23
		vs. Florida	2/17/23
		at Centenary/New Hampshire	3/13/15
		vs. Florida	2/20/15
		vs. Missouri	3/14/98
28.	49.550	vs. Missouri	2/17/19
		at GymQuarters	2/16/18
		at SEC Championship Session II	3/18/17
		vs. George Washington/Iowa	2/19/17
		at Arkansas	2/10/17
		at Kentucky	1/27/17
		at SEC Championship Session II	3/19/16
		at SEC Championship Session II	3/21/15
		at NCAA Super Six Finals	4/19/14
		vs. Alabama	1/31/14
		at NCAA Super Six Finals	4/20/13
		vs. Michigan State	2/29/08
		vs. Arkansas	2/4/05
		vs. Michigan State	1/28/05
		vs. Centenary/Rhode Island	3/14/02

### Team

1.	198.375	vs. Minnesota	3/6/15
2.	198.325	NCAA Baton Rouge Regional	4/5/14
3.	198.2750	at NCAA Championships Semifinal II	4/17/17
4.	198.175	at Arizona	3/15/19
		vs. Texas Woman's	2/18/18
		vs. Florida	3/5/17
7.	198.150	vs. Oregon State	3/8/19
8.	198.125	vs. Utah	3/11/22
		vs. Arizona	3/17/18
10.	198.100	vs. Florida	2/17/23
		vs. Auburn	3/4/18
12.	198.075	at GymQuarters	2/16/18
		at SEC Championship Session II	3/18/17
		vs. Georgia	2/6/15
15.	198.050	vs. Alabama	2/18/22
		vs. Florida	3/5/21
		vs. Missouri	2/28/14
18.	198.025	vs. West Virginia	3/10/23
18.	197.975	at Alabama	2/24/23
		vs. George Washington/Iowa	2/19/17
20.	197.950	vs. Florida	2/20/15
21.	197.925	vs. Alabama	3/4/16
22.	197.900	vs. Georgia	3/1/19
		at Florida	2/26/16
24.	197.875	vs. Missouri	3/5/21
		at Gym Quarters Invite	2/14/20
		vs. New Hampshire	3/10/17
		at Metroplex Challenge	2/15/14
28.	197.850	at Oklahoma (neutral in Tulsa, Okla.)	3/11/05
29.	197.8375	at NCAA Super Six	4/21/18



# 2023 LSU Gymnastics - Meet 13 at NCAA Denver Regional

## NCAA POSTSEASON HISTORY - INDIVIDUAL

### TOP 10 NCAA REGIONAL INDIVIDUAL ALL-AROUND TOTALS

1.	39.825	Ashleigh Clare-Kearney (won AA)	2008 Central	Baton Rouge, La.
2.	39.725	Rheagan Courville (won AA)	2014 Baton Rouge	Baton Rouge, La.
3.	39.700	Kiya Johnson	2021 Second Round	Salt Lake City, Utah
	39.675	April Burkholder (won AA)	2004 Central	Baton Rouge, La.
4.	39.625	Sarah Finnegan (won AA)	2018 Raleigh Regional	Raleigh, N.C.
		Myia Hambrick (won AA)	2018 Raleigh Regional	Raleigh, N.C.
6.	39.600	Sarah Finnegan (won AA)	2019 Regional Final	Baton Rouge, La.
		Susan Jackson (won AA)	2009 Central	Columbus, Ohio
7.	39.575	Jessie Jordan (won AA)	2015 Ames	Ames, Iowa
		April Burkholder (won AA)	2005 Northeast	Durham, N.H.
9.	39.550	Myia Hambrick (won AA)	2016 Athens	Athens, Ga.
10.	39.500	Susan Jackson	2008 Central	Baton Rouge, La.

### TOP NCAA REGIONAL EVENT SCORES

#### VAULT

1.	10.000	Haleigh Bryant	2021 Regional Final	Salt Lake City, Utah
		Ashleigh Clare-Kearney	2008 Central Regional	Baton Rouge, La.
		Jennifer Wood	1995 Central Regional	Ann Arbor, Mich.
3.	9.975	Sydney Ewing	2016 Athens Regional	Athens, Ga.
		Jennifer Wood	1994 Central Regional	Tuscaloosa, Ala.
5.	9.950	Haleigh Bryant	2021 Second Round	Salt Lake City, Utah
		Kiya Johnson	2021 Second Round	Salt Lake City, Utah
		Kennedi Edney	2018 Raleigh Regional	Raleigh, N.C.
		Myia Hambrick	2018 Raleigh Regional	Raleigh, N.C.
		Rheagan Courville	2014 Baton Rouge Regional	Baton Rouge, La.
		Sarie Morrison	2014 Baton Rouge Regional	Baton Rouge, La.
		Ashleigh Gnat	2014 Baton Rouge Regional	Baton Rouge, La.
		Susan Jackson	2010 Northeast Regional	University Park, Pa.
		Ashleigh Clare-Kearney	2009 Central Regional	Columbus, Ohio
		Susan Jackson	2008 Central Regional	Baton Rouge, La.
		Nicki Butler	2007 Southeast Regional	Morgantown, W. Va.
		Ashleigh Clare-Kearney	2005 Northeast Regional	Durham, N.H.
		Nicki Butler	2005 Northeast Regional	Durham, N.H.
		April Burkholder	2005 Northeast Regional	Durham, N.H.
		Nicki Butler	2004 Central Regional	Baton Rouge, La.
		April Burkholder	2004 Central Regional	Baton Rouge, La.
		Stephanie Hyett	1997 Central Regional	Ann Arbor, Mich.

#### BARS

1.	9.950	Sami Durante	2021 Second Round	Salt Lake City, Utah
		Sarah Finnegan	2019 NCAA Regional Final	Baton Rouge, La.
		Lexie Priesman	2018 Raleigh Regional	Raleigh, N.C.
		Susan Jackson	2010 Northeast Regional	University Park, Pa.
		Annie Gagnon	2005 Northeast Regional	Durham, N.H.
		Jennifer Wood	1994 Central Regional	Tuscaloosa, Ala.
7.	9.925	Sarah Finnegan	2017 Lincoln Regional	Lincoln, Neb.
		Summer Hubbard	2009 Central Regional	Columbus, Ohio
		Summer Hubbard	2008 Central Regional	Baton Rouge, La.
		Sarah Finnegan	2016 Athens Regional	Athens, Ga.

#### BEAM

1.	9.975	Rheagan Courville	2014 Baton Rouge Regional	Baton Rouge, La.
		Ashleigh Clare-Kearney	2008 Central Regional	Baton Rouge, La.
3.	9.950	Sami Durante	2021 Regional Final	Salt Lake City, Utah
		Sarah Finnegan	2019 Regional Final	Baton Rouge, La.
		Ashleigh Gnat	2014 Baton Rouge Regional	Baton Rouge, La.
		Jessie Jordan	2013 Columbus Regional	Columbus, Ohio
6.	9.925	Reagan Campbell	2021 Regional Final	Salt Lake City, Utah
		Bridget Dean	2021 Second Round	Salt Lake City, Utah
		Reagan Campbell	2021 Second Round	Salt Lake City, Utah
		Myia Hambrick	2018 Raleigh Regional	Raleigh, N.C.
		Ashleigh Gnat	2017 Lincoln Regional	Lincoln, Neb.
		Susan Jackson	2009 Central Regional	Columbus, Ohio

#### FLOOR

1.	10.000	Lloimincia Hall	2014 Baton Rouge Regional	Baton Rouge, La.
		Nicki Arnstad	2002 Central Regional	Baton Rouge, La.
3.	9.975	April Burkholder	2005 Northeast Regional	Durham, N.H.
4.	9.950	Kiya Johnson	2021 Regional Final	Salt Lake City, Utah
		Kiya Johnson	2021 Second Round	Salt Lake City, Utah
		Sarah Finnegan	2018 Raleigh Regional	Raleigh, N.C.
		Ashleigh Gnat	2017 Lincoln Regional	Lincoln, Neb.
		Ashleigh Gnat	2016 Athens Regional	Athens, Ga.
		Myia Hambrick	2016 Athens Regional	Athens, Ga.
		Rheagan Courville	2014 Baton Rouge Regional	Baton Rouge, La.
		Lloimincia Hall	2013 Columbus Regional	Columbus, Ohio

### TOP 10 NCAA CHAMPIONSHIPS INDIVIDUAL ALL-AROUND TOTALS

1.	39.700	Sarah Finnegan	2019 Four on the Floor	Fort Worth, Texas
2.	36.6625	Myia Hambrick	2018 Super Six Finals	St. Louis, Mo.
3.	39.650	Sarah Finnegan	2019 Prelim-A	Fort Worth, Texas
4.	39.625	Haleigh Bryant	2021 Semifinal II	Fort Worth, Texas
		Sarah Finnegan	2017 Super Six Finals	St. Louis, Mo.
		Susan Jackson (won AA)	2010 Prelim-A	Gainesville, Fla.
		Ashleigh Clare-Kearney	2008 Super Six Finals	Athens, Ga.
8.	39.600	Kiya Johnson	2021 Semifinal II	Fort Worth, Texas
		Kennedi Edney	2019 Prelim-B	Fort Worth, Texas
		April Burkholder	2004 Prelim-B	Los Angeles, Calif.

### TOP NCAA CHAMPIONSHIPS EVENT SCORES - NCAA SEMIFINAL, CHAMPIONSHIP FINALS or EVENT FINALS

#### VAULT

1.	9.9875	Kennedi Edney (won VT)	2017 Prelim-B	St. Louis, Mo.
2.	9.975	Haleigh Bryant	2021 Semifinal II	Fort Worth, Texas
		Rheagan Courville (won VT)	2014 Event Finals	Birmingham, Ala.
4.	9.9625	Sydney Ewing	2017 Prelim-B	St. Louis, Mo.
5.	9.950	Kiya Johnson	2021 Semifinal II	Fort Worth, Texas
		Sarah Edwards	2018 Super Six Finals	St. Louis, Mo.
		Myia Hambrick	2018 Super Six Finals	St. Louis, Mo.
		Ashleigh Gnat	2016 Super Six Finals	Fort Worth, Texas
		Myia Hambrick	2015 Prelim-B	Fort Worth, Texas
		Rheagan Courville	2013 Prelim-A	Los Angeles, Calif.
		Susan Jackson	2010 Prelim-A	Gainesville, Fla.
		Ashleigh Clare-Kearney	2009 Super Six Finals	Lincoln, Neb.
		Ashleigh Clare-Kearney	2009 Prelim-A	Lincoln, Neb.
		Susan Jackson	2009 Prelim-A	Lincoln, Neb.
		Nicki Butler	2007 Prelim-B	Salt Lake City, Utah
		April Burkholder	2004 Prelim-B	Los Angeles, Calif.

#### BARS

1.	9.950	Sarah Finnegan	2019 Four on the Floor	Fort Worth, Texas
		Sarah Finnegan (won UB)	2019 Prelim-A	Fort Worth, Texas
		Lexie Priesman	2018 Super Six Finals	St. Louis, Mo.
		Kennedi Edney	2018 Super Six Finals	St. Louis, Mo.
		Sarah Finnegan (won UB)	2017 Prelim-B	St. Louis, Mo.
		Sarie Morrison	2013 Prelim-A	Los Angeles, Calif.
		Ashleigh Clare-Kearney	2008 Prelim-A	Athens, Ga.
6.	9.9375	Kennedi Edney	2018 Prelim-A	St. Louis, Mo.
7.	9.925	Kennedi Edney	2019 Prelim-A	Fort Worth, Texas
		Lexie Priesman	2017 Prelim-B	St. Louis, Mo.
		Rheagan Courville	2015 Prelim-B	Fort Worth, Texas
		Sarie Morrison	2014 Super Six Finals	Birmingham, Ala.
		Randii Wyrick	2013 Prelim-A	Los Angeles, Calif.
		Summer Hubbard (Runner up)	2010 Event Finals	Gainesville, Fla.
		Susan Jackson	2010 Prelim-A	Gainesville, Fla.
		Summer Hubbard	2008 Prelim-A	Athens, Ga.

#### BEAM

1.	9.9750	Sarah Finnegan	2017 Super Six Finals	St. Louis, Mo.
2.	9.9625	Susan Jackson (won BB)	2010 Event Finals	Gainesville, Fla.
3.	9.950	Sarah Finnegan	2019 Four on the Floor	Fort Worth, Texas
		Ashleigh Gnat	2017 Super Six Finals	St. Louis, Mo.
		Myia Hambrick	2017 Super Six Finals	St. Louis, Mo.
6.	9.9375	Sarah Finnegan (Runner up)	2019 Prelim-A	Fort Worth, Texas
		Sarah Finnegan	2018 Super Six Finals	St. Louis, Mo.
		Kennedi Edney	2017 Super Six Finals	St. Louis, Mo.
		Ashleigh Gnat	2017 Prelim-B	St. Louis, Mo.
		Myia Hambrick	2017 Prelim-B	St. Louis, Mo.

#### FLOOR

1.	9.9625	Ashleigh Gnat (won FX)	2017 Prelim-B	St. Louis, Mo.
2.	9.950	McKenna Kelley	2019 Prelim-A	Fort Worth, Texas
		Sarah Finnegan	2019 Four on the Floor	Fort Worth, Texas
		Myia Hambrick	2018 Super Six Finals	St. Louis, Mo.
		Sarah Finnegan	2018 Super Six Finals	St. Louis, Mo.
		Myia Hambrick	2018 Prelim-A	St. Louis, Mo.
		Myia Hambrick	2017 Prelim-B	St. Louis, Mo.
		Sarah Finnegan	2017 Prelim-B	St. Louis, Mo.
		McKenna Kelley	2017 Prelim-B	St. Louis, Mo.
		Lloimincia Hall	2014 Super Six Finals	Birmingham, Ala.
		Rheagan Courville	2014 Super Six Finals	Birmingham, Ala.
		Lloimincia Hall	2013 Super Six Finals	Los Angeles, Calif.
		Ashleigh Clare-Kearney (won FX)	2009 Event Finals	Lincoln, Neb.
		Nicki Arnstad (won FX)	2002 Event Finals	Tuscaloosa, Ala.

# 2023 LSU Gymnastics - Meet 13 at NCAA Denver Regional

## NCAA POSTSEASON HISTORY - TEAM

### REGIONAL TEAM TITLES - 19 [13 NCAA, 6 AIAW] \*AIAW Regional Finish

Year	Location	Team Score
2019	Baton Rouge, La.	197.500
2018	Raleigh, N.C.	197.675
2017	Lincoln, Neb.	197.450
2016	Athens, Ga.	197.300
2015	Ames, Iowa	197.175
2014	Baton Rouge, La.	198.325
2013	Columbus, Ohio	197.275
2009	Columbus, Ohio	196.875
2008	Baton Rouge, La.	197.625
2005	Durham, N.H.	197.125
2004	Baton Rouge, La.	197.500
2002	Baton Rouge, La.	196.450
1986	Baton Rouge, La.	185.250
1980*	Baton Rouge, La.	147.650
1979*	Baton Rouge, La.	137.550
1978*	Baton Rouge, La.	140.60
1977*	Stillwater, Okla.	134.250
1976*	Baton Rouge, La.	99.900
1975*	Baton Rouge, La.	79.750

### TOP 10 NCAA REGIONAL TEAM TOTALS

1.	198.325	2014 Baton Rouge Regional	Baton Rouge, La.
2.	197.750	2021 Salt Lake City Regional	Salt Lake City, Utah
3.	197.675	2018 Raleigh Regional	Raleigh, N.C.
4.	197.625	2008 Central Regional	Baton Rouge, La.
5.	197.500	2019 Baton Rouge Regional Final 2004 Central Regional	Baton Rouge, La. Baton Rouge, La.
7.	197.450	2017 Lincoln Regional	Omaha, Neb.
8.	197.300	2016 Athens Regional	Athens, Ga.
9.	197.275	2013 Columbus Regional	Columbus, Ohio
10.	197.200	2019 Second Round	Baton Rouge, La.

### TOP 10 NCAA REGIONAL EVENT SCORES VAULT

1.	49.650	2014 Baton Rouge Regional	Baton Rouge, La.
2.	49.625	2008 Central Regional	Baton Rouge, La.
3.	49.525	2021 Salt Lake City Regional 2004 Central Regional	Salt Lake City, Utah Baton Rouge, La.
5.	49.500	2007 Southeast Regional	Morgantown, W. Va.
6.	49.475	2021 Salt Lake City Regional 2015 Ames Regional 2005 Northeast Regional	Salt Lake City, Utah Ames, Iowa Durham, N.H.
9.	49.450	2018 Raleigh Regional 2013 Columbus Regional	Raleigh, N.C. Columbus, Ohio

### BARS

1.	49.450	2021 Salt Lake City Regional	Salt Lake City, Utah
2.	49.425	2014 Baton Rouge Regional	Baton Rouge, La.
3.	49.400	2017 Lincoln Regional 2004 Central Regional	Lincoln, Neb. Baton Rouge, La.
5.	49.375	2018 Raleigh Regional 2009 Central Regional	Raleigh, N.C. Columbus, Ohio
7.	49.325	2019 Second Round	Baton Rouge, La.
8.	49.300	2019 NCAA Regional Final 2016 Athens Regional	Baton Rouge, La. Athens, Ga.
10.	49.275	2008 Central Regional	Baton Rouge, La.

### BEAM

1.	49.600	2014 Baton Rouge Regional	Baton Rouge, La.
2.	49.525	2021 Salt Lake City Regional	Salt Lake City, Utah
3.	49.500	2019 NCAA Regional Final 2018 Raleigh Regional	Baton Rouge, La. Raleigh, N.C.
5.	49.350	2013 Columbus Regional	Columbus, Ohio
6.	49.325	2019 NCAA Second Round 2008 Central Regional	Baton Rouge, La. Baton Rouge, La.
8.	49.275	2004 Central Regional	Baton Rouge, La.
9.	49.225	1997 Central Regional	Ann Arbor, Mich.
10.	49.200	2015 Ames Regional	Ames, Iowa

### FLOOR

1.	49.650	2014 Baton Rouge Regional	Baton Rouge, La.
2.	49.525	2002 Central Regional	Baton Rouge, La.
3.	49.500	2017 Lincoln Regional 2013 Columbus Regional	Lincoln, Neb. Columbus, Ohio
5.	49.475	2021 Salt Lake City Regional	Salt Lake City, Utah
6.	49.450	2016 Athens Regional 2015 Ames Regional 2005 Northeast Regional	Athens, Ga. Ames, Iowa Durham, N.H.
9.	49.400	1999 Central Regional 2008 Central Regional	Baton Rouge, La. Baton Rouge, La.

### NCAA TEAM NATIONAL CHAMPIONSHIPS - 0

### NCAA TEAM FINAL APPEARANCES - 8

2019	(2nd place)
2018	(4th place)
2017	(2nd place)
2016	(2nd place)
2014	(3rd place)
2013	(5th place)
2009	(6th place)
2008	(5th place)

### TOP 10 NCAA CHAMPIONSHIPS TEAM TOTALS - NCAA SEMIFINAL OR FINAL

1.	198.2750	2017 Prelim-B	St. Louis, Mo.
2.	197.8375	2018 Super Six Finals	St. Louis, Mo.
3.	197.8250	2019 Four on the Floor	Fort Worth, Texas
4.	197.7375	2017 Super Six Finals	St. Louis, Mo.
5.	197.600	2014 Super Six Finals	Birmingham, Ala.
6.	197.5625	2021 Semifinal II	Fort Worth, Texas
7.	197.5125	2019 Semifinal I	Fort Worth, Texas
8.	197.475	2018 Prelim-A	St. Louis, Mo.
9.	197.450	2016 Super Six Finals	Fort Worth, Texas
10.	197.3375	2016 Prelim-A	Fort Worth, Texas

### TOP 10 NCAA CHAMPIONSHIPS EVENT SCORES - NCAA SEMIFINAL OR FINAL VAULT

1.	49.5625	2017 Prelim-B	St. Louis, Mo.
2.	49.525	2016 Super Six Finals	Fort Worth, Texas
3.	49.5125	2021 NCAA Semifinal II	St. Lake City, Utah
	49.500	2013 Prelim-A	Los Angeles, Calif.
4.	49.4625	2018 Super Six Finals	St. Louis, Mo.
5.	49.450	2019 Prelim-A 2009 Prelim-A	Fort Worth, Texas Lincoln, Neb.
6.	49.375	2015 Prelim-B	Fort Worth, Texas
7.	49.350	2018 Prelim-A 2014 Prelim-A	St. Louis, Mo. Birmingham, Ala.
9.	49.3375	2016 Prelim-A	Fort Worth, Texas
10.	49.325	2014 Super Six Finals	Birmingham, Ala.

### BARS

1.	49.500	2018 Prelim-A	St. Louis, Mo.
2.	49.475	2018 Super Six Finals 2013 Prelim-A	St. Louis, Mo. Los Angeles, Calif.
4.	49.4625	2019 Four on the Floor	Fort Worth, Texas
5.	49.450	2008 Prelim-A	Athens, Ga.
6.	49.4375	2019 Prelim-A	Fort Worth, Texas
7.	49.425	2015 Prelim-B	Fort Worth, Texas
8.	49.4125	2017 Prelim-B	St. Louis, Mo.
9.	49.400	2014 Super Six Finals	Birmingham, Ala.
10.	49.3875	2017 Super Six Finals	St. Louis, Mo.

### BEAM

1.	49.7250	2017 Super Six Final	St. Louis, Mo.
2.	49.5875	2017 Prelim-B	St. Louis, Mo.
3.	49.4625	2019 Four on the Floor	Fort Worth, Texas
4.	49.3875	2018 Super Six Finals	St. Louis, Mo.
5.	49.3375	2016 Super Six Finals	Fort Worth, Texas
6.	49.325	2014 Super Six Finals	Birmingham, Ala.
7.	49.300	2016 Prelim-A	Fort Worth, Texas
8.	49.250	2007 Prelim-B 2012 Prelim-A	Salt Lake City, Utah Duluth, Ga.
10.	49.225	2018 Prelim-A 2017 Prelim-B	St. Louis, Mo. St. Louis, Mo.

### FLOOR

1.	49.7125	2017 Prelim-B	St. Louis, Mo.
2.	49.550	2014 Super Six Finals 2013 Super Six Finals	Birmingham, Ala. Los Angeles, Calif.
4.	49.525	2019 Four on the Floor	Fort Worth, Texas
5.	49.5125	2018 Super Six Finals	St. Louis, Mo.
6.	49.500	2021 Semifinal II	Fort Worth, Texas
7.	49.475	2015 Prelim-B	Fort Worth, Texas
8.	49.4625	2016 Super Six Finals	Fort Worth, Texas
9.	49.4375	2019 Prelim-A	Fort Worth, Texas
10.	49.400	2018 Prelim-A	St. Louis, Mo.

# 2023 LSU Gymnastics - Meet 13 at NCAA Denver Regional

## 2023 TEAM RESULTS

Overall Record: 13-7 Regular Season Record: 8-5 Postseason Record: 5-2 SEC Record: 4-3 Home: 4-1 Away: 4-4 Neutral: 3-0

DATE	MEET	TEAMS	RESULT	TEAM SCORE	VAULT	BARS	BEAM	FLOOR	ATTENDANCE
1/6	at Utah	<b>#6 LSU</b> #3 Utah	L	<b>196.775</b> 197.225	<b>49.300</b> 49.350	<b>49.000</b> 49.225	<b>49.100</b> 49.475	<b>49.375</b> 49.225	<b>11,585</b>
1/13	at Kentucky^	<b>#10 LSU</b> #12 Kentucky	L	<b>196.575</b> 197.125	<b>49.200</b> 49.300	<b>49.475</b> 49.325	<b>49.075</b> 49.325`	<b>48.825</b> 49.175	10,558
<b>1/16</b>	<b>Oklahoma*</b>	<b>#13 LSU</b> #1 Oklahoma	L	<b>197.450</b> 197.600	<b>49.325</b> 49.425	<b>49.500*</b> 49.400	<b>49.225</b> 49.325	<b>49.450</b> 49.450	<b>12,065</b>
<b>1/20</b>	<b>Missouri^</b>	<b>#9 LSU</b> #12 Missouri	W	<b>197.150</b> 196.525	<b>49.475</b> 49.050	<b>49.425</b> 49.250	<b>48.950</b> 48.950	<b>49.300</b> 49.275	<b>11,966</b>
1/27	at Arkansas^	<b>#8 LSU</b> #23 Arkansas	L	<b>197.250</b> 197.475	<b>49.500</b> 49.300	<b>49.300</b> 49.350	<b>49.150</b> 49.250	<b>49.300</b> 49.575	<b>7,147</b>
<b>2/3</b>	<b>Georgia^</b>	<b>#9 LSU</b> #17 Georgia	W	<b>197.700*</b> 196.925	<b>49.475</b> 49.075	<b>49.300</b> 49.225	<b>49.250</b> 49.250	<b>49.675</b> 49.375	<b>12,099</b>
2/10	at Auburn^	<b>#9 LSU</b> #5 Auburn	L	<b>197.500</b> 197.750	<b>49.350</b> 49.325	<b>49.275</b> 49.500	<b>49.425</b> 49.275	<b>49.450</b> 49.650	<b>9,121</b>
<b>2/17</b>	<b>Florida^</b>	<b>#8 LSU</b> #2 Florida	W	<b>198.100</b> 197.975	<b>49.475</b> 49.350	<b>49.500*</b> 49.425	<b>49.550*</b> 49.625	<b>49.575</b> 49.575	<b>11,887</b>
2/24	at Alabama^	<b>#6 LSU</b> #9 Alabama	W	<b>197.975</b> 197.925	<b>49.675*</b> 49.325	<b>49.175</b> 49.325	<b>49.550*</b> 49.700	<b>49.575</b> 49.575	<b>12,889</b>
3/3	Podium Challenge	<b>#6 LSU</b> #7 California #23 Washington George Washington	W	<b>197.700</b> 197.675 196.000 195.125	<b>49.550</b> 49.350 49.150 49.100	<b>49.350</b> 49.550 49.475 49.200	<b>49.275</b> 49.075 48.325 47.925	<b>49.525</b> 49.700 49.050 48.900	<b>3,000</b>
<b>3/10</b>	<b>West Virginia</b>	<b>#6 LSU</b> West Virginia	W	<b>198.025</b> 196.450	<b>49.300</b> 49.075	<b>49.500*</b> 49.025	<b>49.475</b> 49.00	<b>49.750*</b> 49.350	<b>12,450</b>
3/18	SEC Championships^ (Duluth, Ga.)	#2 Florida Alabama <b>#6 LSU</b> Kentucky Auburn Missouri Arkansas Georgia	L L W W W W W	198.425 197.925 <b>197.800</b> 197.675 197.100 197.000 196.825 196.600	49.375 49.525 <b>49.500</b> 49.325 49.300 48.900 49.425 49.100	49.700 49.475 <b>49.325</b> 49.600 49.350 49.400 49.375 49.250	49.675 49.375 <b>49.350</b> 49.350 49.225 49.375 49.050 49.225	49.675 49.550 <b>49.625</b> 49.400 49.225 49.325 49.175 49.025	9,544
3/30	NCAA Regional Second Round --- (Denver, Co.)		-	---	---	---	---	---	---
4/1	NCAA Regional Final		-	---	---	---	---	---	---
4/13	NCAA Semifinal (Fort Worth, Texas)		-	---	---	---	---	---	---
4/15	NCAA Championship (Fort Worth, Texas)		-	---	---	---	---	---	---
				<b>Season Average</b> <b>197.500</b>	<b>VT Avg.</b> <b>49.427</b>	<b>UB Avg.</b> <b>49.340</b>	<b>BB Avg.</b> <b>49.281</b>	<b>FX Avg.</b> <b>49.452</b>	

**KEY**

^ - Denotes SEC meet, \* - Denotes season high, # - Denotes School Record

# 2023 LSU Gymnastics - Meet 13 at NCAA Denver Regional

## 2023 LSU GYMNASTICS INDIVIDUAL RESULTS AND STATISTICS

### Elena Arenas

		Vault	Bars	Beam	Floor	A-A
1/6	at #3 Utah	9.850	9.750	--	--	--
1/13	at #12 Kentucky	9.800	9.825	9.925*	--	--
1/16	#1 Oklahoma	9.775	9.875	9.875	--	--
1/20	#12 Missouri	9.825	9.850	9.750	--	--
1/27	at #23 Arkansas	9.825	9.875	9.775	--	--
2/3	#17 Georgia	9.775	8.975	9.775	--	--
2/10	at #5 Auburn	9.800	--	9.750	--	--
2/17	#2 Florida	9.875	9.900*	9.825	9.825	39.425*
2/24	at #9 Alabama	9.925	--	9.850	9.825	--
3/3	at Podium Challenge	9.900	--	9.825	9.875	--
3/10	West Virginia	9.875	8.975	9.850	9.925*	38.625
3/18	SEC Championships	9.900	--	9.800	9.800	--
3/30	NCAA Regional Second Round	--	--	--	--	--
4/1	NCAA Regional Final	--	--	--	--	--
4/13	NCAA Semifinal	--	--	--	--	--
4/15	NCAA Championship	--	--	--	--	--
<b>Season Average</b>		<b>9.844</b>	<b>9.628</b>	<b>9.818</b>	<b>9.850</b>	<b>39.025</b>
<b>Season High</b>		<b>9.925</b>	<b>9.900</b>	<b>9.925</b>	<b>9.925</b>	<b>39.425</b>
<b>Career High</b>		<b>9.950</b>	<b>9.900</b>	<b>9.925</b>	<b>9.925</b>	<b>39.425</b>

### Sierra Ballard

		Vault	Bars	Beam	Floor	A-A
1/6	at #3 Utah	--	--	--	9.825	--
1/13	at #12 Kentucky	--	--	--	9.850	--
1/16	#1 Oklahoma	--	--	9.825	9.900	--
1/20	#12 Missouri	--	--	9.650	9.850	--
1/27	at #23 Arkansas	--	--	9.750	9.825	--
2/3	#17 Georgia	--	--	9.825	9.875	--
2/10	at #5 Auburn	--	--	9.825	9.825	--
2/17	#2 Florida	--	--	--	9.875	--
2/24	at #9 Alabama	--	--	9.925*	9.850	--
3/3	at Podium Challenge	--	--	9.900	9.850	--
3/10	West Virginia	--	--	9.825	9.925	--
3/18	SEC Championships	--	--	9.850	9.900	--
3/30	NCAA Regional Second Round	--	--	--	--	--
4/1	NCAA Regional Final	--	--	--	--	--
4/13	NCAA Semifinal	--	--	--	--	--
4/15	NCAA Championship	--	--	--	--	--
<b>Season Average</b>		--	--	<b>9.819</b>	<b>9.863</b>	--
<b>Season High</b>		--	--	<b>9.925</b>	<b>9.925</b>	--
<b>Career High</b>		--	--	<b>9.925</b>	<b>9.925</b>	--

### Annie Beard

		Vault	Bars	Beam	Floor	A-A
1/6	at #3 Utah	--	--	--	--	--
1/13	at #12 Kentucky	--	--	--	--	--
1/16	#1 Oklahoma	--	--	--	--	--
1/20	#12 Missouri	--	--	--	--	--
1/27	at #23 Arkansas	--	--	--	--	--
2/3	#17 Georgia	--	--	--	--	--
2/10	at #5 Auburn	--	--	--	--	--
2/17	#2 Florida	--	--	--	--	--
2/24	at #9 Alabama	--	--	--	--	--
3/3	at Podium Challenge	--	--	--	--	--
3/10	West Virginia	--	--	--	--	--
3/18	SEC Championships	--	--	--	--	--
3/30	NCAA Regional Second Round	--	--	--	--	--
4/1	NCAA Regional Final	--	--	--	--	--
4/13	NCAA Semifinal	--	--	--	--	--
4/15	NCAA Championship	--	--	--	--	--
<b>Season Average</b>		--	--	--	--	--
<b>Season High</b>		--	--	--	--	--
<b>Career High</b>		--	--	--	--	--

### Chase Brock

		Vault	Bars	Beam	Floor	A-A
1/6	at #3 Utah	--	--	--	--	--
1/13	at #12 Kentucky	--	--	--	--	--
1/16	#1 Oklahoma	9.800	--	--	9.150	--
1/20	#12 Missouri	9.850	--	--	9.700	--
1/27	at #23 Arkansas	9.900	--	--	9.825	--
2/3	#17 Georgia	9.950	--	--	9.075	--
2/10	at #5 Auburn	9.700	--	--	9.775	--
2/17	#2 Florida	9.825	--	--	--	--
2/24	at #9 Alabama	9.975*	--	--	9.925*	--
3/3	at Podium Challenge	9.975*	--	--	9.925*	--
3/10	West Virginia	9.750	--	--	9.700	--
3/18	SEC Championships	9.250	--	--	9.925*	--
3/30	NCAA Regional Second Round	--	--	--	--	--
4/1	NCAA Regional Final	--	--	--	--	--
4/13	NCAA Semifinal	--	--	--	--	--
4/15	NCAA Championship	--	--	--	--	--
<b>Season Average</b>		<b>9.798</b>	--	--	<b>9.667</b>	--
<b>Season High</b>		<b>9.975</b>	--	--	<b>9.925</b>	--
<b>Career High</b>		<b>9.975</b>	<b>9.875</b>	--	<b>9.925</b>	--

### Haleigh Bryant

		Vault	Bars	Beam	Floor	A-A
1/6	at #3 Utah	9.900	9.825	9.850	9.875	39.450
1/13	at #12 Kentucky	9.900	9.950	9.950	9.775	39.575
1/16	#1 Oklahoma	9.925	9.900	9.950	9.900	39.675
1/20	#12 Missouri	10.000	9.900	9.900	9.950	39.750
1/27	at #23 Arkansas	9.950	9.850	9.900	9.875	39.575
2/3	#17 Georgia	9.975	9.900	9.900	9.925	39.700
2/10	at #5 Auburn	9.900	9.950	9.900	9.850	39.600
2/17	#2 Florida	9.975	9.950	9.925	9.925	39.775
2/24	at #9 Alabama	10.000	9.925	9.900	9.975	39.800
3/3	at Podium Challenge	9.975	9.900	9.850	9.975	39.700
3/10	West Virginia	10.000	10.000*	9.875	10.000*	39.875*
3/18	SEC Championships	9.900	9.875	9.825	9.950	39.550
3/30	NCAA Regional Second Round	--	--	--	--	--
4/1	NCAA Regional Final	--	--	--	--	--
4/13	NCAA Semifinal	--	--	--	--	--
4/15	NCAA Championship	--	--	--	--	--
<b>Season Average</b>		<b>9.950</b>	<b>9.910</b>	<b>9.894</b>	<b>9.915</b>	<b>39.669</b>
<b>Season High</b>		<b>10.000</b>	<b>10.000</b>	<b>9.950</b>	<b>10.000</b>	<b>39.875</b>
<b>Career High</b>		<b>10.000</b>	<b>10.000</b>	<b>9.950</b>	<b>10.000</b>	<b>39.875</b>

### Ashley Cowan

		Vault	Bars	Beam	Floor	A-A
1/6	at #3 Utah	--	--	--	--	--
1/13	at #12 Kentucky	--	--	--	--	--
1/16	#1 Oklahoma	--	--	--	--	--
1/20	#12 Missouri	--	--	--	--	--
1/27	at #23 Arkansas	--	--	--	--	--
2/3	#17 Georgia	--	--	--	--	--
2/10	at #5 Auburn	--	9.775	--	--	--
2/17	#2 Florida	--	--	--	--	--
2/24	at #9 Alabama	--	--	--	--	--
3/3	at Podium Challenge	--	9.850	--	--	--
3/10	West Virginia	--	9.900*	--	--	--
3/18	SEC Championships	--	--	--	--	--
3/30	NCAA Regional Second Round	--	--	--	--	--
4/1	NCAA Regional Final	--	--	--	--	--
4/13	NCAA Semifinal	--	--	--	--	--
4/15	NCAA Championship	--	--	--	--	--
<b>Season Average</b>		--	<b>9.842</b>	--	--	--
<b>Season High</b>		--	<b>9.900</b>	--	--	--
<b>Career High</b>		--	<b>9.900</b>	--	--	--



# 2023 LSU Gymnastics - Meet 13 at NCAA Denver Regional

## 2023 LSU GYMNASTICS INDIVIDUAL RESULTS AND STATISTICS

### Olivia Dunne

		Vault	Bars	Beam	Floor	A-A
1/6	at #3 Utah	--	--	--	--	--
1/13	at #12 Kentucky	--	--	--	--	--
1/16	#1 Oklahoma	--	--	--	--	--
1/20	#12 Missouri	--	--	--	--	--
1/27	at #23 Arkansas	--	--	--	--	--
2/3	#17 Georgia	--	--	--	--	--
2/10	at #5 Auburn	--	--	--	--	--
2/17	#2 Florida	--	--	--	--	--
2/24	at #9 Alabama	--	9.825	--	--	--
3/3	at Podium Challenge	--	9.825	--	--	--
3/10	West Virginia	--	--	--	--	--
3/18	SEC Championships	--	9.850	--	--	--
3/30	NCAA Regional Second Round	--	--	--	--	--
4/1	NCAA Regional Final	--	--	--	--	--
4/13	NCAA Semifinal	--	--	--	--	--
4/15	NCAA Championship	--	--	--	--	--
<b>Season Average</b>		--	<b>9.833</b>	--	--	--
<b>Season High</b>		--	<b>9.850</b>	--	--	--
<b>Career High</b>		--	<b>9.925</b>	--	<b>9.900</b>	--

### Aleah Finnegan

		Vault	Bars	Beam	Floor	A-A
1/6	at #3 Utah	9.850	9.750	9.900	9.950	39.450
1/13	at #12 Kentucky	9.750	9.900	9.775	9.500	38.925
1/16	#1 Oklahoma	9.850	9.925*	9.775	9.950	39.500
1/20	#12 Missouri	9.850	9.850	9.950	9.375	39.025
1/27	at #23 Arkansas	9.675	9.850	9.925	9.900	39.350
2/3	#17 Georgia	9.900	9.850	9.900	10.000*	39.650
2/10	at #5 Auburn	10.000*	9.875	9.950	9.975	39.800*
2/17	#2 Florida	9.950	9.850	10.000*	9.900	39.700
2/24	at #9 Alabama	9.900	9.200	9.975	10.000*	39.075
3/3	at Podium Challenge	--	--	--	--	--
3/10	West Virginia	9.800	9.925	9.975	9.925	39.625
3/18	SEC Championships	9.900	9.850	9.925	9.950	39.625
3/30	NCAA Regional Second Round	--	--	--	--	--
4/1	NCAA Regional Final	--	--	--	--	--
4/13	NCAA Semifinal	--	--	--	--	--
4/15	NCAA Championship	--	--	--	--	--
<b>Season Average</b>		<b>9.857</b>	<b>9.802</b>	<b>9.914</b>	<b>9.857</b>	<b>39.430</b>
<b>Season High</b>		<b>10.000</b>	<b>9.925</b>	<b>10.000</b>	<b>10.000</b>	<b>39.800</b>
<b>Career High</b>		<b>10.000</b>	<b>9.925</b>	<b>10.000</b>	<b>10.000</b>	<b>39.800</b>

### Cammy Hall

		Vault	Bars	Beam	Floor	A-A
1/6	at #3 Utah	--	--	--	--	--
1/13	at #12 Kentucky	--	--	--	--	--
1/16	#1 Oklahoma	--	--	--	--	--
1/20	#12 Missouri	--	--	--	--	--
1/27	at #23 Arkansas	--	--	--	--	--
2/3	#17 Georgia	--	--	--	--	--
2/10	at #5 Auburn	--	--	--	--	--
2/17	#2 Florida	--	--	--	--	--
2/24	at #9 Alabama	--	--	--	--	--
3/3	at Podium Challenge	--	--	--	--	--
3/10	West Virginia	--	--	--	--	--
3/18	SEC Championships	--	--	--	--	--
3/30	NCAA Regional Second Round	--	--	--	--	--
4/1	NCAA Regional Final	--	--	--	--	--
4/13	NCAA Semifinal	--	--	--	--	--
4/15	NCAA Championship	--	--	--	--	--
<b>Season Average</b>		--	--	--	--	--
<b>Season High</b>		--	--	--	--	--
<b>Career High</b>		--	--	--	--	--

### Alexis Jeffrey

		Vault	Bars	Beam	Floor	A-A
1/6	at #3 Utah	--	9.875	--	--	--
1/13	at #12 Kentucky	--	9.900	--	--	--
1/16	#1 Oklahoma	--	9.800	--	--	--
1/20	#12 Missouri	--	9.925*	--	--	--
1/27	at #23 Arkansas	--	9.850	--	--	--
2/3	#17 Georgia	--	9.900	--	--	--
2/10	at #5 Auburn	--	9.675	--	--	--
2/17	#2 Florida	--	9.900	--	--	--
2/24	at #9 Alabama	--	9.800	9.900*	9.750*	--
3/3	at Podium Challenge	--	9.900	9.850	9.750*	--
3/10	West Virginia	--	9.775	9.900	--	--
3/18	SEC Championships	--	9.850	9.875	--	--
3/30	NCAA Regional Second Round	--	--	--	--	--
4/1	NCAA Regional Final	--	--	--	--	--
4/13	NCAA Semifinal	--	--	--	--	--
4/15	NCAA Championship	--	--	--	--	--
<b>Season Average</b>		--	<b>9.846</b>	<b>9.881</b>	<b>9.750</b>	--
<b>Season High</b>		--	<b>9.925</b>	<b>9.900</b>	<b>9.750</b>	--
<b>Career High</b>		--	<b>9.925</b>	<b>9.900</b>	<b>9.750</b>	--

### Kiya Johnson

		Vault	Bars	Beam	Floor	A-A
1/6	at #3 Utah	9.875	9.775	9.850	9.900	39.350
1/13	at #12 Kentucky	9.875	9.900	--	9.150	--
1/16	#1 Oklahoma	--	--	--	--	--
1/20	#12 Missouri	--	--	--	--	--
1/27	at #23 Arkansas	--	--	--	--	--
2/3	Georgia	--	--	--	--	--
2/10	at #5 Auburn	--	--	--	--	--
2/17	#2 Florida	--	--	--	--	--
2/24	at #9 Alabama	--	--	--	--	--
3/3	at Podium Challenge	--	--	--	--	--
3/10	West Virginia	--	--	--	--	--
3/18	SEC Championships	--	--	--	--	--
3/30	NCAA Regional Second Round	--	--	--	--	--
4/1	NCAA Regional Final	--	--	--	--	--
4/13	NCAA Semifinal	--	--	--	--	--
4/15	NCAA Championship	--	--	--	--	--
<b>Season Average</b>		<b>9.875</b>	<b>9.837</b>	<b>9.850</b>	<b>9.525</b>	<b>39.350</b>
<b>Season High</b>		<b>9.875</b>	<b>9.900</b>	<b>9.850</b>	<b>9.900</b>	<b>39.350</b>
<b>Career High</b>		<b>10.000</b>	<b>9.950</b>	<b>10.000</b>	<b>10.000</b>	<b>39.750</b>

### KJ Johnson

		Vault	Bars	Beam	Floor	A-A
1/6	at #3 Utah	9.775	--	9.725	9.500	--
1/13	at #12 Kentucky	9.875	--	9.575	9.850	--
1/16	#1 Oklahoma	9.875	--	9.750	9.775	--
1/20	#12 Missouri	9.900	--	--	9.925	--
1/27	at #23 Arkansas	9.950	--	--	9.875	--
2/3	#17 Georgia	9.875	--	--	9.950	--
2/10	at #5 Auburn	9.725	--	--	9.875	--
2/17	#2 Florida	9.850	--	9.875*	9.950	--
2/24	at #9 Alabama	--	--	--	--	--
3/3	at Podium Challenge	--	--	--	--	--
3/10	West Virginia	--	--	--	--	--
3/18	SEC Championships	--	--	--	--	--
3/30	NCAA Regional Second Round	--	--	--	--	--
4/1	NCAA Regional Final	--	--	--	--	--
4/13	NCAA Semifinal	--	--	--	--	--
4/15	NCAA Championship	--	--	--	--	--
<b>Season Average</b>		<b>9.853</b>	--	<b>9.731</b>	<b>9.837</b>	--
<b>Season High</b>		<b>9.950</b>	--	<b>9.875</b>	<b>9.950</b>	--
<b>Career High</b>		<b>9.950</b>	--	<b>9.875</b>	<b>9.950</b>	--

# 2023 LSU Gymnastics - Meet 13 at NCAA Denver Regional

## 2023 LSU GYMNASTICS INDIVIDUAL RESULTS AND STATISTICS

### Lexi Nibbs

	Vault	Bars	Beam	Floor	A-A
1/6 at #3 Utah	--	--	--	--	--
1/13 at #12 Kentucky	--	--	--	--	--
1/16 #1 Oklahoma	--	--	--	--	--
1/20 #12 Missouri	--	--	--	--	--
1/27 at #23 Arkansas	--	--	--	--	--
2/3 #17 Georgia	--	--	--	--	--
2/10 at #5 Auburn	--	--	--	--	--
2/17 #2 Florida	--	--	--	--	--
2/24 at #9 Alabama	--	--	--	--	--
3/3 at Podium Challenge	--	--	--	--	--
3/10 West Virginia	--	--	--	--	--
3/18 SEC Championships	--	--	--	--	--
3/30 NCAA Regional Second Round	--	--	--	--	--
4/1 NCAA Regional Final	--	--	--	--	--
4/13 NCAA Semifinal	--	--	--	--	--
4/15 NCAA Championship	--	--	--	--	--
<b>Season Average</b>	--	--	--	--	--
<b>Season High</b>	--	--	--	--	--
<b>Career High</b>	9.775	--	--	--	--

### Maddie Rau

	Vault	Bars	Beam	Floor	A-A
1/6 at #3 Utah	--	--	--	--	--
1/13 at #12 Kentucky	--	--	--	--	--
1/16 #1 Oklahoma	--	--	--	--	--
1/20 #12 Missouri	--	--	--	--	--
1/27 at #23 Arkansas	--	--	--	--	--
2/3 #17 Georgia	--	--	--	--	--
2/10 at #5 Auburn	--	--	--	--	--
2/17 #2 Florida	--	--	--	--	--
2/24 at #9 Alabama	--	--	--	--	--
3/3 at Podium Challenge	--	--	--	--	--
3/10 West Virginia	--	--	--	--	--
3/18 SEC Championships	--	--	--	--	--
3/30 NCAA Regional Second Round	--	--	--	--	--
4/1 NCAA Regional Final	--	--	--	--	--
4/13 NCAA Semifinal	--	--	--	--	--
4/15 NCAA Championship	--	--	--	--	--
<b>Season Average</b>	--	--	--	--	--
<b>Season High</b>	--	--	--	--	--
<b>Career High</b>	9.850	--	--	--	--

### Kai Rivers

	Vault	Bars	Beam	Floor	A-A
1/6 at #3 Utah	--	--	9.700	--	--
1/13 at #12 Kentucky	--	--	9.850	--	--
1/16 #1 Oklahoma	--	--	9.800	--	--
1/20 #12 Missouri	--	--	9.175	--	--
1/27 at #23 Arkansas	--	--	9.700	--	--
2/3 #17 Georgia	--	--	9.625	--	--
2/10 at #5 Auburn	--	--	9.900	--	--
2/17 #2 Florida	--	--	9.900	--	--
2/24 at #9 Alabama	--	--	9.700	--	--
3/3 at Podium Challenge	--	--	--	--	--
3/10 West Virginia	--	--	--	--	--
3/18 SEC Championships	--	--	--	--	--
3/30 NCAA Regional Second Round	--	--	--	--	--
4/1 NCAA Regional Final	--	--	--	--	--
4/13 NCAA Semifinal	--	--	--	--	--
4/15 NCAA Championship	--	--	--	--	--
<b>Season Average</b>	--	--	9.706	--	--
<b>Season High</b>	--	--	9.900	--	--
<b>Career High</b>	9.900	9.900	9.950	--	--

### Kamryn Ryan

	Vault	Bars	Beam	Floor	A-A
1/6 at #3 Utah	--	--	--	--	--
1/13 at #12 Kentucky	--	--	--	--	--
1/16 #1 Oklahoma	--	--	--	--	--
1/20 #12 Missouri	--	--	--	--	--
1/27 at #23 Arkansas	--	--	--	--	--
2/3 #17 Georgia	--	--	--	--	--
2/10 at #5 Auburn	--	--	--	--	--
2/17 #2 Florida	--	--	--	--	--
2/24 at #9 Alabama	--	--	--	--	--
3/3 at Podium Challenge	--	--	--	--	--
3/10 West Virginia	--	--	--	--	--
3/18 SEC Championships	--	--	--	--	--
3/30 NCAA Regional Second Round	--	--	--	--	--
4/1 NCAA Regional Final	--	--	--	--	--
4/13 NCAA Semifinal	--	--	--	--	--
4/15 NCAA Championship	--	--	--	--	--
<b>Season Average</b>	--	--	--	--	--
<b>Season High</b>	--	--	--	--	--
<b>Career High</b>	9.325	--	--	--	--

### Alyona Shchennikova

	Vault	Bars	Beam	Floor	A-A
1/6 at #3 Utah	9.825	9.775	--	9.825	--
1/13 at #12 Kentucky	9.125	9.675	--	9.850	--
1/16 #1 Oklahoma	9.875	9.875	--	9.925	--
1/20 #12 Missouri	9.875	9.775	9.700	9.875	39.225
1/27 at #23 Arkansas	9.875	9.875	9.800	9.800	39.350
2/3 #17 Georgia	9.750	9.875	9.850	9.925	39.400
2/10 at #5 Auburn	9.925	9.825	9.850	9.925	39.525
2/17 #2 Florida	9.825	9.850	9.850	9.925	39.450
2/24 at #9 Alabama	9.400	9.750	--	--	--
3/3 at Podium Challenge	9.850	9.800	9.725	9.900	39.275
3/10 West Virginia	9.850	--	9.875	9.975*	--
3/18 SEC Championships	9.875	9.800	9.875	9.900	39.450
3/30 NCAA Regional Second Round	--	--	--	--	--
4/1 NCAA Regional Final	--	--	--	--	--
4/13 NCAA Semifinal	--	--	--	--	--
4/15 NCAA Championship	--	--	--	--	--
<b>Season Average</b>	9.754	9.807	9.816	9.893	39.382
<b>Season High</b>	9.925	9.875	9.875	9.975	39.525
<b>Career High</b>	9.950	9.950	9.925	9.975	39.525

### Tori Tatum

	Vault	Bars	Beam	Floor	A-A
1/6 at #3 Utah	--	--	--	--	--
1/13 at #12 Kentucky	--	--	--	--	--
1/16 #1 Oklahoma	--	9.875	--	--	--
1/20 #12 Missouri	--	9.900*	--	--	--
1/27 at #23 Arkansas	--	9.850	--	--	--
2/3 #17 Georgia	--	9.775	--	--	--
2/10 at #5 Auburn	--	9.850	--	--	--
2/17 #2 Florida	--	9.900*	--	--	--
2/24 at #9 Alabama	--	9.875	--	--	--
3/3 at Podium Challenge	8.750*	9.875	--	--	--
3/10 West Virginia	--	9.900	--	--	--
3/18 SEC Championships	--	9.900	--	--	--
3/30 NCAA Regional Second Round	--	--	--	--	--
4/1 NCAA Regional Final	--	--	--	--	--
4/13 NCAA Semifinal	--	--	--	--	--
4/15 NCAA Championship	--	--	--	--	--
<b>Season Average</b>	8.750	9.870	--	--	--
<b>Season High</b>	8.750	9.900	--	--	--
<b>Career High</b>	8.750	9.900	--	--	--

# 2023 LSU Gymnastics - Meet 13 at NCAA Denver Regional

## 2023 LSU GYMNASTICS INDIVIDUAL RESULTS AND STATISTICS

### Bryce Wilson

		Vault	Bars	Beam	Floor	A-A
1/6	at #3 Utah	--	--	9.775	--	--
1/13	at #12 Kentucky	--	--	8.600	--	--
1/16	#1 Oklahoma	--	--	--	--	--
1/20	#12 Missouri	--	--	--	--	--
1/27	at #23 Arkansas	--	--	--	--	--
2/3	#17 Georgia	--	--	--	--	--
2/10	at #5 Auburn	--	--	--	--	--
2/17	#2 Florida	--	--	--	--	--
2/24	at #9 Alabama	9.875*	--	--	--	--
3/3	at Podium Challenge	9.850	--	9.850*	--	--
3/10	West Virginia	9.775	--	--	--	--
3/18	SEC Championships	9.925	--	--	--	--
3/30	NCAA Regional Second Round	--	--	--	--	--
4/1	NCAA Regional Final	--	--	--	--	--
4/13	NCAA Semifinal	--	--	--	--	--
4/15	NCAA Championship	--	--	--	--	--
<b>Season Average</b>		<b>9.856</b>	--	<b>9.408</b>	--	--
<b>Season High</b>		<b>9.875</b>	--	<b>9.850</b>	--	--
<b>Career High</b>		<b>9.875</b>	--	<b>9.850</b>	--	--