

2022-23 MEN'S BASKETBALL GAME NOTES



NATIONAL TITLE 1935

SEC CHAMPIONS 1935 • 1953 • 1954 • 1979
 1981 • 1985 • 1991 • 2000 • 2006 • 2009 • 2019
FINAL FOUR 1953 • 1981 • 1986 • 2006

GAME
31



Florida
 March 4, 2023

6 p.m. ET, 5 p.m. CT
 Exactech Arena at the Stephen C.
 O'Connell Center
 Gainesville, Florida

SEC Network
LSU Sports Radio Network
 (Guaranty Media Eagle 98.1 FM)

2022-23 LSU SCHEDULE

LSU (13-17, 2-15)

H - 10-8 (2-7); A - 0-8 (0-8); N - 3-1; OT - 0-0

November

Wed. 9	KANSAS CITY (SECN+)	W, 74-63
Sat. 12	ARKANSAS STATE (SECN+)	W, 61-52
Thurs. 17	UNO (SECN+)	W, 91-62
Cayman Islands Classic - George Town, Grand Cayman		
Mon. 21	vs. Illinois State (FloSports)	W 77-61
Tues. 22	vs. Akron (FloSports)	W, 73-58
Wed. 23	vs. Kansas State (FloSports)	L, 59-61
Sun. 27	WOFFORD (SECN+)	W, 78-75

December

Fri. 2	UT ARLINGTON (SECN+)	W, 63-59
Holiday Hoopsgiving - Atlanta, Georgia (Dec. 10)		
Sat. 10	vs. Wake Forest (ESPN2)	W, 72-70
Tues. 13	NC CENTRAL (SEC Network)	W, 67-57
Sat. 17	WINTHROP (SEC Network)	W, 89-81
Wed. 21	EAST TENNESSEE ST. (SECN+)	W, 72-68
Wed. 28	*ARKANSAS (ESPN2)	W, 60-57

January

Tues. 3	*at Kentucky (ESPN)	L, 71-74
Sat. 7	*at Texas A&M (SEC Network)	L, 56-69
Tues. 10	*FLORIDA (SEC Network)	L, 56-67
Sat. 14	*at Alabama (ESPN)	L, 66-106
Wed. 18	*AUBURN (ESPN2)	L, 49-67
Sat. 21	*TENNESSEE (ESPN)	L, 56-77
Tues. 24	*at Arkansas (ESPN2)	L, 40-60
SEC/Big 12 Challenge		
Sat. 28	TEXAS TECH (ESPN2)	L, 68-76

February

Wed. 1	*At Missouri (SEC Network)	L, 77-87
Sat. 4	*ALABAMA (ESPN2)	L, 69-79
Wed. 8	*at Mississippi State (SEC Network)	L, 53-64
Sat. 11	*TEXAS A&M (SEC Network)	L, 62-74
Tues. 14	*at Georgia (SEC Network)	L, 63-65
Sat. 18	*SOUTH CAROLINA (SEC Network)	L, 73-82
Wed. 22	*VANDERBILT (SEC Network)	W, 84-77
Sat. 25	*at Ole Miss (SEC Network)	L, 69-82

March

Wed. 1	*MISSOURI (SEC Network)	L, 76-81
Sat. 4	*At Florida (SEC Network)	5 p.m.
SEC TOURNAMENT -- Bridgestone Arena, Nashville, Tenn.		
March 8-12		TBA

SEC Games; All Times Central; Home Games in ALL CAPS.
 SECN+ is streaming broadcast.

ON THE AIR



Chris Blair, play-by-play
 John Brady, analyst
 (Former LSU Head Coach)

TV: SEC NETWORK
 Roy Philpott, play-by-play
 Mark Wise, analyst

lsusports.net

PROBABLE LSU LINEUP (Based on last game played)

15 TYRELL WARD

G • Fr. • 6-6 • 185
 Washington, D.C.

Season Stats: 3.7 ppg, 1.3 rpg; SEC: 5.2 ppg, 1.6 rpg, 1.0 spg

- Expected to return to lineup, after allowing senior Parker Edwards to start
- Best game of season vs. A&M, 15 pts, 5-of-9 FGs (2 treys); 30 min.
- Eight points on 3-of-3 shooting, 2 treys vs. Vandy (2/22).
- Nine points on 3-of-5 shooting, 2 treys at Ole Miss.
- Since moving to starting lineup, average has gone from 1.6 to 3.7 pts a game
- Played basketball at DeMatha Catholic High School

1 CAM HAYES

G • Jr. • 6-2 • 185
 Greensboro, North Carolina

Season Stats: 8.0 ppg, 2.5 rpg, 2.4 apg; SEC: 7.3 ppg, 3.0 rpg, 2.6 apg

- For second time this season had 25 points against South Carolina (2/18).
- 11 games in double figures, with his other 25-point game against Winthrop (1/27)
- Against SC, hit 8 field goals, 4 treys, 5 FTs, 8 rebs, 4 asts, 3 stls
- Six league games in double figures
- 34 three-pointers.

12 KJ WILLIAMS

F • 5th Sr. • 6-10 • 250
 Cleveland, Mississippi

Season Stats: 17.3 ppg, 7.5 rpg, 1.2 spg; SEC: 16.1 ppg, 6.9 rpg

- 1,000th career rebound at A&M (1/7); 2,000 pt vs. Tenn (1/21) on 3-pointer.
- 8th player in SEC to record 2,000 pts-1,000 rebs; 123rd in college basketball
- Has 107 collegiate wins and 111 games scoring in double figures.
- Second 35 point game of season vs. Vandy (2/22); 5 treys
- 8 games over 20 points; Three over 30; 8 double doubles; 35 career.
- 16th LSU player since '79-80 with 500 pts-200 rebs. in a season
- Last 5 games: 24.0 pts avg; 8.8 reb. avg; 12-of-27 three-pointers.

20 DEREK FOUNTAIN

F • Jr. • 6-10 • 225
 Holly Springs, Mississippi

Season Stats: 7.9 ppg, 5.3 rpg, 1.1 spg; SEC: 8.1 ppg, 5.2 rpg, 1.0 apg

- 2nd in overall reb avg and SEC reb average on team.
- Vs. NCCU (12/13), 17 points, 14 rebs for first college double double.
- Vs. Arkansas (12/28), 14 points, 10 rebs 2nd double; 5-9 from field, 4-5 FT.
- Third came at Mizzou (2/1) with 11 points and 11 boards.
- Career high 26 pts vs. Ala (2/4), 6-9 FGs, 2 treys, 12-15 FT line, 2 ast, 0 TOS
- In two games with Alabama, 21-of-25 FTs; 33-of-41 at line in SEC play.
- Vs. SC (2/18), 6-of-10 from field for 13 pts ... 10 double figure games.

44 ADAM MILLER

G • So. • 6-3 • 190
 Peoria, Illinois

Season Stats: 11.9 ppg, 2.3 rpg, 1.7 apg; SEC: 10.3 ppg, 2.5 rpg, 1.9 apg

- Was at LSU last season, set to play, before ACL injury prior to season sidelined him.
- Cayman Islands Classic all-tournament; had 23 vs. Akron, hitting 5 treys (11/22).
- 70 treys for season, 6 games of season with at least 5 treys
- 5 treys at UK (1/3), at A&M (1/7), vs. Texas Tech (1/28).
- Two games of 26 pts. this season; 20 vs. Texas Tech; 17 double figure games
- In last 2 home games, 18 vs. Vandy (2/22); 9-10 FTs; 17 vs. Mizzou (3/1), 5 treys.

BREAKDOWN

LSU

RECORD
 13-17, 2-15 In SEC
RANKING
 NA
LAST GAME
 L, 81-76, vs. Missouri,
 3/1/23

HEAD COACH
 Matt McMahon
CAREER RECORD
 167-84 (8th season)
LSU RECORD
 13-17 (1st season)
VS. FLORIDA
 0-1

FLORIDA

RECORD
 15-15, 8-9 in SEC
RANKING
 NA
LAST GAME
 W, 77-67, at Georgia,
 2/28/23

HEAD COACH
 Todd Golden
CAREER RECORD
 72-51 (4th season)
FLORIDA RECORD
 15-15 (1st season)
VS. LSU:
 1-0

LSU UPCOMING MEN'S BASKETBALL MEDIA CALENDAR

6 MONDAY Final Matt McMahon Radio Show, 7 p.m. T.J. Ribs on Acadian. LSU Sports Radio Network (Eagle 98.1 FM in Baton Rouge)	7 TUESDAY Team travels to Nashville, Tennessee	8 WEDNESDAY Game 31- LSU vs. Georgia, approximately 8:30 p.m. CT (SEC Tournament, 1st round, Bridgestone Arena, Nashville) LSU Sports Radio Network, SEC Network	9 THURSDAY	3 FRIDAY Team travels to Gainesville, Florida	4 SATURDAY Game 31 -- LSU at Florida, 6 p.m. ET, 5 p.m. CT (Exactech Arena) LSU Sports Radio Network, SEC Network	5 SUNDAY Final Show -- Inside LSU Basketball on LSU Sports Television Network (10:35 p.m. in Baton Rouge, WBRZ-TV).
--	--	---	-----------------------------	---	---	---

LSU Media Services

MEDIA AVAILABILITY

Coach Matt McMahon is available for early morning appointments and phone interviews. Please contact Basketball SID Kent Lowe (225-578-1864, clowe@lsu.edu) at least 24 hours in advance.

MEDIA SESSIONS

Coach McMahon meets, when travel schedules permit, usually one or two days prior to games in non-conference play and usually on Mondays and Thursdays during the SEC season. The sessions take place in the Courtside Club of the Maravich Center in the NW Corridor. Times are announced based on practice plans with players usually one day a week. Some travel and scheduling issues may change the time and day so media should contact the Communications Office to confirm start time ... Player requests need to be in to Kent Lowe at clowe@lsu.edu no later than 24 hours in advance.

POST GAME

Coach McMahon will be in the Courtside Club after the game, the NCAA cooling off period and his courtside radio show ... Requested players will be brought to the media room as well. ... THE LSU DRESSING ROOM IS CLOSED ... The Courtside Club is at the top of the stairs in the Northwest Corridor ... Media may work there after the end of the game. The building will close two hours following the conclusion of the game.

THE MATT MCMAHON SHOW

Presented by Hancock Whitney Bank

The weekly call-in show takes place primarily on Mondays or Wednesdays at 7 p.m. from T.J. Ribs on Acadian Thruway ... The show airs in Baton Rouge on local flagship Eagle 98.1 FM, on the Internet at www.LSUsports.net and on many LSU Sports Radio Network affiliates. The first show is Monday, Nov. 28.

Air Dates for the shows during 2022-23:

Show #14: Monday, March 6, 2023

INSIDE LSU BASKETBALL

Presented by Community Coffee

The weekly TV show features an inside look and the men's and women's basketball programs at LSU featuring highlights, interviews and features. The show is available on a state-wide and regional network ... WBRZ-TV, Channel 2, airs the show at 10:35 p.m. Sundays. Television affiliates for the show are listed online at LSUsports.net/tvaffiliates.

Show Schedule for 2023:

Show #10: March 5, 2023

WHO TO CONTACT

COMMUNICATIONS OFFICE

(225) 578-8226

Michael Bonnette - mbonnet@lsu.edu
Assoc. AD/Communications Director

C. Kent Lowe - clowe@lsu.edu
Sr. Assoc. Communications Director
(Basketball Contact)

COMMUNICATIONS ADDRESS

Athletics Administration Building
Baton Rouge, La. 70803

ON THE INTERNET

LSUsports.net

The Official Website of LSU Athletics is home to all the basketball information you need. Schedules, results, rosters, bios, statistics and game notes can be found and are always up to date.

LSUsports.net/media

Request credentials online, go to the men's basketball credentials link.

LSUsports.net/brand

Quickly access the official LSU Athletics brand standards, colors and logos online. To request logos please email creative@lsu.edu.

Photo Requests

To request logos please email photo@lsu.edu.

LSU BASKETBALL SOCIAL MEDIA

facebook.com/lsubasketball
twitter.com/lsubasketball
instagram.com/lsubasketball
twitter.com/lsukent
twitter.com/lsumediaalerts
twitter.com/CoachMcMahon
LSUsports.net/connect

LSUsports.net
f t i



Matt McMahon

Head Coach

@CoachMcMahon

1st Year at LSU - 8th Year as a Head Coach

When Matt McMahon stepped to the podium for the first time as the 25th LSU men's basketball head coach he listed the core values of his coaching career and his teams.

"Hard work, unselfishness, toughness, accountability and joy."

Those words are now the cornerstone of LSU Basketball as it moves into a new era as a very successful head coach begins to reshape the program in his image.

The image was on display during the past seven years at Murray State University where the Racers posted a record of 154-67, a .697 winning percentage. He led Murray State to 93 OVC regular-season wins, winning 75 percent of league games.

He has also coached multiple all-Americans and all-league players such as Ja Morant who was named NBA Rookie of the Year in 2020.

The Racers won regular season league titles in 2018, 2019, 2020 and 2022 and advanced to the NCAA Tournament in 2018, 2019 and 2022 (the 2020 appearance was canceled by the pandemic).

Since the native of Oak Ridge, Tennessee, became the third-youngest rookie among D1 coaches in 2015, McMahon has continued a steady move forward with a reputation for developing talent both as an assistant and head coach. He has become known nationally as an excellent recruiter and he is among the best in the nation in the area of player development and game planning.

In his final season at Murray State in 2021-22, McMahon coached OVC Player of the Year KJ Williams and two other recipients of first-team honors (Tevin Brown, Justice Hill). In addition, McMahon was named the league's Coach of the Year.

Two of those players, Williams and Hill, are now at LSU.

Williams, who ranked 12th nationally in 3-pointers made (94), became the third Murray State player to score 1,500 points and grab 800 rebounds. Hill took over point guard duties in a Racer program known for good guards, leading Murray State in assists in 19 games with a plus-101 margin in assists to turnovers.

McMahon's Racers, picked third in the OVC preseason poll, were just the sixth team in league history to go undefeated and the first to do it in an 18-game conference schedule. Murray State then won the two league tournament games to advance to the NCAA Tournament where, as a No. 7 seed, the Racers defeated San Francisco to advance to the round of 32.

The 2021-22 team was one of seven teams to win 30 or more games that season and led the nation in win percentage at 91.2 percent (31-3). The Racers were ranked No. 20 in the final AP poll and No. 22 in the Ferris Mowers Coaches Poll.

McMahon was the first MSU coach to have

three seasons of 25 or more wins and was one of just three Murray State coaches to have four 20-win seasons.

Although the 2019-20 season was called early because of the pandemic, it marked the third year in a three-year run when Coach McMahon led the Racers to three-straight OVC regular season championships (2017-18, 2018-19 and 2019-20) and two consecutive OVC Tournament titles (2017-18, 2018-19).

Coach McMahon's commitment to defense showed in those years as the Racers ranked as the league leader twice in defensive field goal percentage and each of the three seasons the team led the league in defending the 3-point shot.

The 2018-19 team won 28 games and made its mark in the NCAA Tournament when the 12th-seeded Racers won their fourth all-time tourney game by defeating No. 5 seed Marquette. That season is when Morant stepped to the forefront at Murray State.

He was named the OVC POY, leading Division I in assists and earning first-team all-America honors from the USBWA. In the NCAA Tournament win over Marquette, Morant posted a triple double of 17 points, 11 rebounds and 16 assists as he became the eighth player to record a triple double in the tournament.

He was drafted second overall in the 2019 NBA draft by the Memphis Grizzlies.

In 2017-18, McMahon's team won 26 games and the OVC regular season and tournament championship, sending the Racers to what was at that time the school's 16th NCAA Tournament.

Prior to being named head coach, he was a key part of Coach Steve Prohm's staff as assistant at Murray State as the Racers won a pair of Ohio Valley Conference championships, a CollegeInsider.com Tournament championship and an appearance in the NIT. He was part of a staff that won 104 games from 2011-15.

PRIOR TO MURRAY STATE

Coach McMahon has had success in college basketball since his days as a player at Appalachian

State. Known as an excellent shooter and tough competitor, he played on three Southern Conference regular season title teams in 1998, 1999 and 2000. The Mountaineers won the SoCon Tournament in 2000 and advanced to the NCAA Tournament.

He played in 90 career games under coach Buzz Peterson and made 124 three-pointers, graduating in 2000..

His coaching career began immediately at Appalachian State as a student assistant under Houston Fancher in 2000-01. He would rejoin Peterson's staff as a student coach at Tennessee before returning to ASU in 2002, where he stayed until the end of the 2009-10 season. A year at UNC Wilmington (2010-11) as assistant coach set the stage for his journey to Murray State, starting first as an assistant in the 2011-12 season and then as head coach prior to the 2015-16 season.

Like his time at Murray State, McMahon coached some outstanding talent in the early stages of his coaching career, including Southern Conference POY Donald Sims as well as all-league picks Jeremy Clayton and D.J. Thompson.

At UNCW, he recruited Adam Smith, a Parade All-America Second-Team selection.

Coach McMahon and his wife Mary, a former standout for the Furman women's basketball team, have three children – Maris, Mason and Mabry.

THE MCMAHON FILE

Birthdate: April 26, 1978

Age: 42

Hometown: Oak Ridge, Tennessee

College: Appalachian State, 2000

Wife: Mary

Child: Maris, Mason, Mabry

COACHING EXPERIENCE

2000-01 - Appalachian State, Student Asst.

2001-02 - Tennessee, Student Asst.

2002-10 - Appalachian State, Asst. Coach

2010-11 - UNC Wilmington, Asst. Coach

2011-15 - Murray State, Asst. Coach

2015-22 - Murray State, Head Coach

March 22, 2022 - LSU, Head Coach

THE MCMAHON RECORD

YEAR	SCHOOL	/---OVERALL---/		/---CONF.---/		POST SEASON
		W-L	PCT.	W-L	PCT.	
2015-16	Murray State	17-14	.548	10-6	.625	
2016-17	Murray State	16-17	.485	8-8	.500	
2017-18	Murray State	26-6	.812	16-2	.889	NCAA Rd of 64
2018-19	Murray State	28-5	.848	16-2	.889	NCAA Rd of 32
2019-20	Murray State	23-9	.719	15-3	.833	Pandemic Year
2020-21	Murray State	13-13	.500	10-10	.500	
2021-22	Murray State	31-3	.912	18-0	1.000	NCAA rd of 32
2022-23	LSU	13-17	.433	2-15	.117	
Totals	8 years	167-84	.665	95-46	.674	3 NCAA Tourneys
Murray St.	7 years	154-67	.697	93-31	.750	3 NCAA Tourneys
LSU	1 Year	13-17	.433	2-15	.117	

2022-23 LSU MEN'S BASKETBALL ROSTER

NO.	NAME	POS.	HT.	WT.	CLASS	EXP.	DOB	HOMETOWN	HIGH SCHOOL	PREVIOUS SCHOOL
0	Trae Hannibal	G	6-2	215	Sr.	TR	Feb. 13, 2001	Elliot, SC	Hartsville HS	Murray State
1	Cam Hayes	G	6-2	185	Jr.	TR	May 29, 2002	Greensboro, NC	Greensobro Day	NC State
2	Cornelious Williams**	F	6-9	210	Fr.	HS	Jan. 18, 2003	Meridian, Miss.	Combine Academy	
3	Justice Hill	G	6-0	175	Sr.	TR	May 14, 2000	Little Rock, Ark.	Little Rock Chistrian	Murray State
4	Kendal Coleman	C	6-8	230	Jr.	TR	March 10, 2002	Shreveport, La.	Captain Shreve	Northwestern State
5	Mwani Wilkinson *	F	6-5	205	Jr.	2L	Aug. 12, 2002	Las Vegas, Nev.	Bishop Gorman	
10	Brandon Egemo	G	6-1	175	Jr.	2L	March 10, 2002	Los Angeles, Calif.	University HS	
11	Justice Williams	G	6-4	175	So.	1L	March 31, 2003	Philadelphia, Pa.	Monteverde Academy	
12	K J Williams	F	6-10	250	5th Sr.	TR	Sept. 3, 1999	Cleveland, Miss.	Cleveland Central	Murray State
13	Jalen Reed	F	6-10	230	Fr.	HS	Feb. 24, 2003	Jackson, Miss.	Southern California Acad.	
15	Tyrell Ward	F	6-6	185	Fr.	HS	July 27, 2003	Washington, D.C.	DeMatha Catholic	
20	Derek Fountain	F	6-10	225	Jr.	TR	July 12, 2002	Holly Springs, Miss.	Holly Springs	Mississippi State
25	Adam Benhayoune	F	6-5	225	So.	1L	April 21, 2003	Helotes, Texas	Sandra Day O'Connor	
30	Parker Edwards	G	6-2	220	Sr.	3L	Sept. 27, 1999	Covington, La.	Saint Paul's School	Southeastern La.
34	Shawn Phillips	F	7-0	245	Fr.	HS	April 15, 2004	Dayton, Ohio	Dream City Christian	
44	Adam Miller	G	6-3	190	So.	RS	Jan. 23, 2002	Peoria, Ill.	Morgan Park	Illinois

** Preseason injury, expected to redshirt this season; *Shoulder surgery week of Jan. 16; Out for season.

COACHING STAFF

COACHING STAFF	YEAR AT LSU
Head Coach: Matt McMahon	1st year at LSU (8th season as head coach)
Assistant Coach: Casey Long	1st year at LSU
Assistant Coach: Ronnie Hamilton	1st year at LSU
Assistant Coach: Cody Toppert	1st year at LSU
Chief of Staff: Tim Kaine	1st year at LSU
Special Assistant to the Head Coach: Tasmin Mitchell	6th year at LSU
Director of Player Development: Ronrico White	1st year at LSU
Director of Recruiting: Jeff Moore	1st year at LSU
Strength & Conditioning Coach: Brian Puckett	1st year at LSU
Video Coordinator: Mike Chapman	1st year at LSU
Athletic Trainer: Shawn Eddy	27 (18 with Men's Basketball)
Administrative Asst: Brittany Carvalhido (Oklahoma State, 2005)	15 (13 with Men's Basketball)

PRONUNCIATION GUIDE

Matt McMahon -- Mack-Man (like former Tonight Show sidekick Ed McMahon or for younger types like WWE owner Vince McMahon); Mwani -- Mm-wah-nee; Egemo -- Egg-uh-moe; Benhayoune -- Been-uh-yoon; Trae -- Tray; Helotes -- huh-LOW-tuhs.

HOW THE TIGERS WERE BUILT

Via TRANSFER PORTAL

Kendal Coleman -- from Northwestern State
Derek Fountain -- from Mississippi State
Trae Hannibal -- from Murray State
Cam Hayes -- from NC State
Justice Hill -- from Murray State

Via RETENTION

Adam Miller -- Redshirt Sophomore
Mwani Wilkinson -- Junior
Justice Williams -- Sophomore
Adam Benayoune -- walkon sophomore
Brandon Egemo -- walkon junior
Parker Edwards -- walkon senior

Via SIGNING

Shawn Phillips (HS Signee)
Jalen Reed (HS Signee)
Tyrell Ward (HS Signee)
Cornelious Williams (HS Signee)

TRANSACTIONS

Cornelious Williams injured left shoulder ... Probable redshirt candidate ... Justice Williams left the game on Nov. 17 with a left ankle injury, did not play for five games ... Returned to play vs. WF (12/10) ... Cam Hayes left game with NCCU (12/13) late with cramps ... Played in the Winthrop game ... Hayes suffered pain in his right knee during the A&M game (1/7). DND against Florida ... Returned to play at Alabama (1/14) ... Mwani Wilkinson shoulder surgery, Jan. 16, out for season ... Justice Hill away from the team for "personal reasons" announced on Jan. 18; did return on Jan. 26; played Jan. 28 ... Shawn Phillips DND vs. Arkansas (1/25), injury not announced ... Dressed next game; Trae Hannibal boot on right leg; DND at Miss. State (2/8) and A&M (2/11) ... Returned for UGA Game ... Kendal Coleman DND vs. S. Carolina (2/18), did dress against Vanderbilt

A FEW NUMBERS AND NOTES TO START WITH:

- 3 -- Not counting walkons, the Tigers returned just three scholarship players from last season -- 2 who were actually able to play. Adam Miller missed the entire season after an ACL injury.
- 2 -- Number of LSU basketball head coaches (not including interims) to get a win their first SEC season opener (Matt McMahon (2021); Dale Morey (1943).
- 41 -- Number of wins over AP top ten programs since 1948-49.
- 89 -- Number of wins over AP poll team since 1948-49.
- 50 -- Wins in regular season SEC games since the start of 2018-19 season
- 24 -- LSU wins in regular season SEC home games since the start of the 2019-20 season.
- 137-26 -- Record when holding opponents to 70 points or less since the start of the 2012-13 season (9-7 this season).
- 137-47 -- Record since start of 2012-13 season when outrebounding the opponent
- 104-9 -- Record since start of 2007-08 season when shooting 50 percent or more in a game (2-0 this season).
- 17 -- Current number of consecutive wins when shooting 50 percent or more in a game.
- 92-0 -- Record since 1966-67 when LSU has a 20+ point lead at halftime (2-0 this season).
- 386 -- Wins for LSU when FT makes is more than opponents FT Attempts (386-60, 86.9%) since 1966-67.
- 35 -- Number of double doubles in his career for K J Williams (8 this season)
- 107 -- Career wins for K J Williams at Murray State and LSU.
- 111 -- Career double figure scoring games for K J Williams at Murray State and LSU.
- 18- Shot clock violations this season ... Tigers led Division I last season drawing 38 shot clock violations, 4 more than any other school in D1
- 6 -- No. of 2 Pt FGs allowed by LSU vs. Akron (11/22) in Cayman Islands. Second time since 1953 that LSU has held an opponent to six two-point field goals in a game.
- 67.7 -- Shooting percentage in second half in win versus Winthrop (12/17) ... LSU was 21-of-31 from the field.
- 7 -- Number of games with double figure three-pointers this season.
- 6 -- Number of LSU players in double figures at Missouri (2/1) ... Most this season.
- 21 -- Number of free throws Derek Fountain (out of 25 attempts) made in two games against Alabama.

WON-LOST MARGIN IN GAMES THIS SEASON

WON-LOST MARGIN IN GAMES THIS SEASON																															
MARGIN	1	2	3	4	5	6	7	8	9	10	11	12	13	14	15	16	17	18	19	20	21	22	23	24	25	26	27	28	29	30	31-plus
Won by		1	2	2			1	1	1	1	1		1			1													1		
Lost by		2	1		1			1	1	2	2	1	1	1				1		1	1									1	

THE RECENT GAMES

GAME 30 -- MISSOURI 81, LSU 76 -- March 1, 2023 | PETE MARAVICH ASSEMBLY CENTER | BATON ROUGE, LOUISIANA

RECAP: In a game that at times resembled the excitement of LSU Basketball of past years and in another instance the things that have haunted LSU Basketball this season, the Tigers led for 36 minutes before finally falling behind in the last 100 seconds. In the crazy first half, Coach Matt McMahon on Senior Night started Parker Edwards, his first career start, and the walk-on hit two three-pointers in the first 69 seconds as LSU got out to an 8-0 lead. LSU made only one 2-point field goal on a rebound dunk in the first 20 minutes, but hit 11 three-pointers (11-15, 73.3%). The Tigers led by 19 17 minutes in and led 47-34 at the end of the first half.

However, in the second half, Missouri shot 17-of-33 (51.5%) while LSU hit just nine total field goals. As Missouri began to close in on LSU, the turnover issues began to creep back in as LSU committed 10 second half mistakes while Missouri committed none. That resulted in a 13-0 advantage for Missouri in points off turnovers and 16-0 in fast break points. LSU held Missouri off a few times in the second half before the visiting Tigers took the lead for good with 1:37 to play. Missouri would outscore LSU, 47-29, in the second half.

March 1, 2023	PTS	FG	FGA	PCT	3FG	3FGA	PCT	FT	FTA	PCT	OR-DR-TR	HI SCORER	HI REBOUND	HI ASSIST
MISSOURI	81	29	63	.460	10	30	.333	13	13	1.000	10-19-29	Hodge 23	Carter 7	East 6
LSU	76	21	49	.429	14	28	.500	20	22	.909	10-23-33	KJ Williams 24	KJ Williams 14	Hayes 4

GAME 29 -- OLE MISS 82, LSU 69 -- February 25, 2023 | SJB PAVILION AT OLE MISS | OXFORD, MISSISSIPPI

RECAP: The Rebels took control of the game away from LSU in the final 10 minutes of the first half and then shot 62.1 percent (18-of-29) in the final 20 minutes to keep LSU at bay. The Tigers shot 15-of-30 in the second half as well, marking the second straight LSU game that both teams shot 50 percent or better in the second half ... But while LSU was scoring 43 second half points, the Tigers could not stop Ole Miss from getting easy buckets as they made 14-of-20 from inside the arc in the second half ... LSU found itself again in a big hole in points off turnovers as a 13-10 LSU/Ole Miss turnover total resulted in Ole Miss having a 16-4 advantage in points off turnovers.

The loss overshadowed a second straight good performance for LSU super senior KJ Williams who had 29 points on 10-of-18 shooting with two treys and 7-of-8 free throws. Adam Miller had 15 points and five assists. LSU shot 44.4 percent for the game (24-54) with seven treys and 14-of-15 free throws. Ole Miss finished at 55.2 percent from the field (32-58) with nine treys.

Feb. 25, 2023	PTS	FG	FGA	PCT	3FG	3FGA	PCT	FT	FTA	PCT	OR-DR-TR	HI SCORER	HI REBOUND	HI ASSIST
LSU	69	24	54	.444	7	27	.259	14	15	.933	8-20-28	KJ Williams 29	2 with 5	2 with 5
OLE MISS	82	32	58	.552	9	21	.429	9	9	1.000	6-22-28	Brakefield 23	Brakefield 10	Murrell 4

GAME 28 -- LSU 84, VANDERBILT 77 -- February 22, 2023 | PETE MARAVICH ASSEMBLY CENTER | BATON ROUGE, LOUISIANA

RECAP: LSU won for the first time in 2023 breaking a 14-game losing streak with the home win over Vanderbilt ... The Tigers fell behind 9-2, but playing with lots of energy and determination, rolled out on a 13-0 run that would put LSU up 28-18 with 6:48 to go in the first half. LSU would lead by seven, 39-32, at the break ... However, at the start of the second half, LSU would give up three field goals to the Commodores, cutting the LSU advantage to just one, 39-38, with 17:41 to go. Vanderbilt would eventually take a 49-48 lead with 12:42 to go, but LSU stepped up and with KJ Williams and Adam Miller scoring the majority of the points, would eventually open back up to an 11 points advantage, 74-63, with 4:17 to play.

Williams had a night for himself with 35 points and 10 rebounds. It tied the highest game of the LSU season for Williams and was the co-second highest scoring game of his college career. He made 13-of-25 field goals with five treys and four free throws in 36 minutes of play. It was his seventh double double of the season. Adam Miller added 18 points with 9-of-10 coming at the free throw line. LSU shot 45.0 percent for the game (27-60) with nine treys and a good 21-of-27 at the free throw line. Both teams shot over 50 percent in the second half of the game as LSU had for the second straight game, single digit turnovers (7).

Feb. 22, 2023	PTS	FG	FGA	PCT	3FG	3FGA	PCT	FT	FTA	PCT	OR-DR-TR	HI SCORER	HI REBOUND	HI ASSIST
VANDERBILT	77	26	59	.441	11	27	.407	14	23	.609	11-24-35	Robbins 23	Robbins 11	Manjon 7
LSU	84	27	60	.450	9	21	.420	21	27	.778	13-27-40	KJ Williams 35	KJ Williams 10	Hill 4

GAME 27 -- SOUTH CAROLINA 82, LSU 73 -- February 18, 2023 | PETE MARAVICH ASSEMBLY CENTER | BATON ROUGE, LOUISIANA

RECAP: South Carolina made their first five shots, all from distance, in the first 4:30 of the game to take a 15-5 lead and went on to score the victory over LSU. It was the Gamecocks third SEC win, all on the road. LSU was able to close the game to one point three times in the first half but could never get the lead. LSU trailed at the half by five, 36-31. LSU got the game to three at the start of the second half and four on two other occasions, but South Carolina was able to keep LSU at bay throughout the final 20 minutes.

South Carolina made 15 three-pointers (15-32) and 17-of-18 at the line. LSU was just 14-of-26 at the free throw line with seven three-pointers. The team tied at 36 in rebounds with LSU having a 16-9 advantage in offensive rebounds. LSU had a 23-16 advantage in point in the paint and 36-20 in points in the paint. LSU had a season low six turnovers and forced 12, but only had an 8-7 advantage in points off turnovers ... Cam Hayes had an amazing stat line of 25 points (tying his career/season high) with a team high eight rebounds, four rebounds, three steals.

Feb. 18, 2023	PTS	FG	FGA	PCT	3FG	3FGA	PCT	FT	FTA	PCT	OR-DR-TR	HI SCORER	HI REBOUND	HI ASSIST
SOUTH CAROLINA	82	25	54	.463	15	32	.469	17	18	.944	9-27-36	2 with 20	Jackson 8	Johnson 6
LSU	73	26	62	.419	7	21	.333	14	26	.538	16-20-36	Hayes 25	Hayes 8	Hayes 4

KJ WILLIAMS JOINS 2,000-1,000 CLUB

With a three-pointer with 17:40 to go in the second half against Tennessee (1/21), super senior KJ Wilson passed the 2,000-point mark in his career at Murray State and LSU. Williams got his 1,000th rebound on Jan. 7 at Texas A&M and joins a small fraternity of college basketball players to have posted 2,000 and 1,000 in their college career. Williams' year-by-year point totals and rebounds:

2018-19 -- Murray State -- 243 points -- 151 rebounds

2019-20 -- Murray State -- 405 points -- 232 rebounds

2020-21 -- Murray State -- 406 points -- 220 rebounds

2021-22 -- Murray State -- 613 points -- 285 rebounds

2022-23 -- LSU (presently) -- 520 points -- 22607 rebounds

A total of 123 players in college basketball, three this season including KJ, now have hit the 2,000-1,000 mark in their careers including some of the biggest names in the history of the game. Among those of interest in Louisiana would be of course Rudy Macklin of LSU (1976-81) who had 2,080 points and 1,276 rebounds. According to an NCAA list of 2,000-1,000 players in college basketball, these players spent time at present SEC schools:

KJ Williams, LSU -- Active -- 2187 points-1114 rebounds

Doug Smith, Missouri -- Last year 1991 -- 2184 points-1305 rebounds

Gerald Glass, Ole Miss -- Last year 1990 -- 2785 points-1087 rebounds

Rudy Macklin, LSU -- Last year 1981 -- 2080 points-1276 rebounds

Reggie King, Alabama -- Last year 1979 -- 2168 points-1279 rebounds

Sidney Moncrief, Ark -- Last year 1979 -- 2066 points-1015 rebounds

Dan Issel, Kentucky -- Last year 1970 -- 2138 points-1078 rebounds

Bailey Howell, Mississippi State -- Last year 1959 -- 2038 points-1277 rebounds

AND AS FAR AS OFFICIAL LSU MARKS ARE CONCERNED

KJ Williams will be on list of LSU players after early in the Missouri game getting his 500th point of the 2022-23 season and to go with 200 rebounds makes him the 16th player since the start of the 1978-79 season to hit the 500 point-200 rebound mark in a season.

It's a pretty good list of players to have accomplished that at least once in their LSU careers:

PLAYER	SEASON	PTS/REBOUNDS
KJ Williams	2022-23	520/226
Tari Eason	2021-22	559/218
Ben Simmons	2015-16	632/388
Jarell Martin	2014-15	558/305
Johnny O'Bryant III	2013-14	525/262
Tasmin Mitchell	2009-10	521/292
	2008-09	569/251
Glen Davis	2006-07	512/303
	2005-06	669/350
Brandon Bass	2004-05	520/272
Ronald Dupree	2002-03	504/249
	2001-02	552/290
	2000-01	503/256
Stromile Swift	1999-2000	550/279
Shaquille O'Neal	1991-92	722/421
	1990-91	774/411
Ricky Blanton	1988-89	648/261
	1987-88	511/265
Nikita Wilson	1986-87	545/244
John Williams	1985-86	658/313
Rudy Macklin	1980-81	574/351
	1979-80	563/309
DeWayne Scales	1979-80	521/253
	1978-79	504/236

KJ WILLIAMS FINISHING HIS CAREER STRONG AT LSU

KJ Williams has had a fabulous five-year career with four years at Murray State and this final super senior year at LSU, and while his numbers are listed throughout this release, his play of late should be noted.

Here are KJ Williams numbers in the last five games combined: 24.0 ppg, 8.8 rpg – 41-of-81 from the field (50.6%), 12-of-27 3FGs (44.4%), 26-33 FTs (78.8%)

In the last three games, he has scored 35 points versus Vanderbilt, 29 points at Ole Miss and 24 points versus Missouri. In those last three games he is 29-of-55 from the field with 11 treys.

THE OTHER SENIOR MAKES A SPLASH

There was joy in the team meeting room just prior to the game when Coach Matt McMahon announced that senior walk-on Parker Edwards would start the game and the crowd at the Maravich Center erupted when his name led off the starting lineup for the first time in his career.

There was even more joy when Edwards hit three-pointers on the first two times down the floor for the Tigers, a span of 69 seconds. Edwards played six minutes with two field goals and six points. Edwards will receive his graduate degree in May.

SATURDAY'S OPPONENT

The regular season ends with a second meeting with Florida in Gainesville. The Gators won the first meeting in Baton Rouge, back on Jan. 10, 67-56. LSU had a 28-25 halftime lead on Jan. 10, but Florida scored 42 second half points, shooting 55 percent while LSU made just nine field goals in the final 20 minutes, including 0-9 from the arc.

KJ Williams had 23 points to lead LSU. Colin Castleton had 18 points (12-15 from the line) and Kowacie Reeves had 11.

Florida is coming off a 77-67 win at Georgia on Tuesday, stopping a three-game losing streak for the Gators.

Todd Golden is in his first year as the head coach of the Gators.

LSU leads the overall series, 66-51, with Florida leading 31-21 in games played in Gainesville. This will be the fifth straight year the Tigers have played in Gainesville, winning last year, 64-58.

TURNOVERS

In SEC games, the Tigers have given up at least 12 more points in points off turnovers in eight contests, now including the last two games:

Missouri (3/1) – Missouri 20, LSU 2
Ole Miss (2/25) – Ole Miss 16, LSU 4
Miss. State (2/8) – Miss. State 20, LSU 10
Arkansas (1/24) – Arkansas 18, LSU 4
Tennessee (1/21) – Tennessee 33, LSU 7
Auburn (1/18) – Auburn 15, LSU 2
Alabama (1/14) – Alabama 19, LSU 2
Florida (1/10) – Florida 23, LSU 5

THE YEAR OF KJ WILLIAMS

KJ has 111 games in double figures for his career, 26 this season.

KJ now has 120 college starts between Murray State and LSU and he has started every game (90) over the 2020-21, 2021-22 and now 2022-23 seasons.

He enters the final week of the regular season coming off his two highest back-to-back scoring games of the season – 35 vs. Vanderbilt (2/22) and 29 at Ole Miss (2/25) and followed that with 24 against Missouri (3/1).

Earlier in the year against Wake Forest (12/10), he made 7-of-9 three-pointers. After making four versus Missouri (3/1), he is 54-of-127 for the season from the arc (42.5 percent) and overall from the field 194-of-396 (49.0%).

Here are the Williams double doubles this season:

Vs. Kansas City (11/9) – 13 points, 14 rebounds
Vs. Kansas State (11/23) – 17 points, 10 rebounds
Vs. Wake Forest (12/10) – 35 points, 10 rebounds
Vs. NC Central (12/13) – 18 points, 12 rebounds
Vs. ETSU (12/21) – 28 points, 12 rebounds
At Missouri (2/1) – 15 points, 11 rebounds
Vs. Vandy (2/22) – 35 points, 10 rebounds
Vs. Missouri (3/1) – 24 points, 14 rebounds

Entering play on the weekend, Williams was third in career double doubles among active SEC players:

Oscar Tshiebwe, Kentucky – 57
Jayveous McKinnis, Ole Miss – 39
KJ Williams, LSU – 35

SIX IN MAJOR SEC NUMBERS, INCLUDING KJ WILLIAMS

Entering play on the week, there are six players that at this point in the season are in the top 10 in the Southeastern Conference in points, rebounds and field goal percentage:

Brandon Miller, Alabama – 1st – 19.60 points; 5th – 7.97 rebounds; 7th – .462 FG Pct.
KJ Williams LSU –2nd – 17.33 points; 7th – 7.53 rebounds; 6th – .490 FG Pct

Oscar Tshiebwe, Kentucky – 4th – 16.54 points; 1st – 13.07 rebounds; 2nd – .568 FG Pct.
Colin Castleton, UF – 5th – 15.96 points; 6th – 7.73 rebounds; 5th – .500 FG Pct.
Kobe Brown, Missouri – 7th – 15.86 points; 10th – 6.14 rebounds; 3rd – .550 FG Pct.
Tolu Smith, MSU – T9 – 15.00 points; 3rd – 8.23 rebounds; 1st – .586 FG Pct.

CAM HAYES

Cam Hayes had a stat line against South Carolina (2/18) that any player would love: 25 points – 8 FGs, 4 3FG, 5 FTs, 8 rebounds, 4 assists, 3 steals.

In fact, he led the Tigers in points, rebounds, assists and steals. It was his second 25-point game of the season, equaling the game he had in December against Winthrop. In that game, he also had eight field goals, including four treys and five free throws with four assists.

He's come a long way since the second game of the season when NC State transfer Cam Hayes didn't get off the bench (Coach's Decision). Since then, there have been 11 double figure games. He has started 12 games for the Tigers.

In three of those games in December, Hayes had 13 points, 6 rebounds, no turnovers against Wake Forest (12/10); 14 points, 7 rebounds vs. NCCU (12/13) and 25 points, 4 treys against Winthrop (12/27).

Against Missouri (2/1), Hayes scored 10 points with two treys and three assists, while against Alabama (2/4), he made three treys and had 15 points, eight rebounds with an assist and a block in 28 minutes off the bench.

For the season, Hayes is averaging 22.8 minutes a game, 8.0 points, 2.5 rebounds and 2.4 assists. In league play, he is at 7.3 points a game.

At NC State, Hayes averaged 7.8 points in 20-21 and 7.0 points in 21-22. He shot 38.6 percent as a freshman and 33.5 percent as a sophomore.

TYRELL WARD

The word "patience" has to mean a lot to Tyrell Ward as this freshman has sat on the bench in 10 games this year (DNP-Coach's Decision) and is now a starter for LSU.

Ward has started seven-of-the-last eight games and against A&M (2/11), Ward played a season high 30 minutes, made 5-of-9 field goals with two treys and three field goals to record 15 points. It was his first game scoring in double figures in college.

Versus Vandy (2/2), he was 3-of-3 from the field in 18 minutes with two three-pointers to score eight points and followed at the Ole Miss game (2/25) with nine points on 3-of-5 FGs and two treys.

The Dematha Catholic freshman started his first game of the season against Alabama (2/4), playing 20 minutes with two points and one assist and a steal.

Ward started again at Mississippi State (2/8) and played 24 minutes with two field goals including a three-pointer to score five points with two rebounds and four steals.

For the season, he is averaging 3.7 points per game and 5.2 points in SEC play. He is averaging 6.4 markers in the last five games.

DEREK FOUNTAIN

Derek Fountain continues to play some of the best basketball of his college career this season at LSU and he again showed out versus Alabama (2/4). Fountain played 35 minutes, hitting 6-of-9 three pointers, including his third and fourth three-pointers of the year. More importantly he hit 12-of-15 free throw attempts as he drew nine fouls. He finished with 26 points, seven rebounds, two assists, four blocks and no turnovers.

In two games against Alabama, he was 21-of-25 at the free throw line.

Against Mississippi State (2/8), Fountain posted his fourth straight double figure game with 10 points, making 3-of-3 field goals, including a three-pointer and 3-3 at the line.

Derek Fountain moved into the starting lineup before the Wake Forest game (12/10) and has posted very good numbers with double figures in nine contests since then, including his three collegiate double doubles:

Vs. Wake Forest – 30 minutes, 11 pts, 5 rebs, 4-5 FGs, 3 FTs, 4 steals
Vs. NCCU – 30 minutes, 17 pts, 14 rebs, 6-9 FG, 5 FTs, 2 blks, 1 steal
Vs. ETSU – 27 minutes, 11 pts, 8 rebs, 4-5 FG, 2 asts, 1 steal
Vs. Arkansas – 29 minutes, 14 pts, 10 rebs, 5-9 FG, 1 asts, 1 steal
Vs. Texas Tech – 22 minutes, 10 pts, 6 rebs, 3-5 FG, 4-4 FTs, 1 blk
At Missouri – 31 minutes, 11 pts, 11 rebs, 5-12 FG, 1-3 FTs, 1 steal
Vs. Alabama – 35 minutes, 26 pts, 7 rebs, 6-9 FG, 12-15 FTs, 4 blks
At Mississippi State – 28 minutes, 10 pts, 4 rebs, 3-3 FG, 3-3 FT, 2 assists
Vs. South Carolina – 27 minutes, 13 pts, 4 rebs, 6-10 FGs, 1-1 FT, 1 blk, 1 stl

In all he has 10 double figure scoring games.
Fountain is averaging 7.9 points, 5.3 rebounds and 1.1 steals a game overall and 8.1 points and 5.2 rebounds in league games.

Since moving into the starting lineup, Fountain's average has gone from 5.1 to 7.9 and his rebound average from 3.8 to 5.2.

Fountain's best season of his two at Mississippi State was the 2020-21 campaign when as a freshman he started 10-of-19 games and averaged 5.4 points. Ironically, his previous career high came against LSU in Baton Rouge when he scored 20 points.

ADAM MILLER

Adam Miller hit five or more three-pointers for the sixth time this season for the Tigers, making 5-of-9 against Missouri (3/1) as part of a 17-point scoring output.

Adam Miller only made 1-of-4 from the arc against Vanderbilt (2/22), but a strong overall game resulted in four total field goals, 9-of-10 from the line (the result of six fouls drawn), five rebounds and three assists for total of 18 points.

Against Texas Tech (1/28) he hit 5-of-10 outside the arc. He finished with his fourth 20-point game of the season against the Red Raiders.

It was the first time he hit five since he hit five each in the Kentucky (1/3) and A&M games (1/7). For the season, Adams has made 65 three-pointers.

Miller earned all-tournament honors in the Cayman Islands Classic after averaging 15.7 points, 1.3 rebounds and 2.0 assists in the three games of the tournament. He had a best of 23 against Akron when he hit five three-pointers in the Tigers semifinal wins.

Against Wofford (11/27), he was important for the Tigers rallying win, hitting a late three-pointer that gave the Tigers the winning points in the game.

His season highs are 26 points against Arkansas State, 11/12 and Wofford, 11/27.
His top three-point field goal games this season:

6 – vs. Wofford (11/27)
5 – vs. Missouri (3/1)
5 – vs. Texas Tech (1/28)
5 – at Texas A&M (1/7)
5 – at Kentucky (1/3)
5 – vs. Akron (11/22)

SCORING BREAKDOWNS

CLASS	PTS	PCT.
Freshmen	199	9.8
Sophomores	432	21.3
Juniors	541	26.7
Seniors/Grads	852	42.1
SCORING	PTS	PCT.
Starters	1481	73.1
Bench	543	26.8
POINTS IN PAINT	PTS	APG
LSU	814	27.1
Opponents	895	29.8
POINTS OFF TO	PTS	APG
LSU	346	11.5
Opponents	432	14.4
SECOND CHANCE POINTS	PTS	APG
LSU	327	10.9
Opponents	308	10.3
BENCH SCORING	PTS	APG
LSU	543	18.1
Opponents	500	16.7
FT% LAST 4 MINUTES	OVERALL	PCT
LSU (47-61, .770, SEC)	71-95	.747
Opponents (65-83, .783, SEC)	93-124	.750
FG% LAST 4 MINUTES	OVERALL	PCT
LSU (46-112, .410, SEC)	76-177	.429
Opponents (44-95, .463, SEC)	67-150	.447
3FG% LAST 4 MINUTES	OVERALL	PCT
LSU (13-42, .309, SEC)	22-69	.319
Opponents (11-30, .367, SEC)	15-54	.278

DOUBLE FIGURE SCORING GAMES

-- (77) -- KJ Williams 26, Adam Miller 17, Cam Hayes 11, Derek Fountain 11, Juice Hill 6, Trae Hannibal 6, Tyrell Ward 1, Jalen Reed 1

DOUBLE DOUBLE -- KJ Williams 8, Derek Fountain 3

20-POINT GAMES (Season) -- (15) --
KJ Williams (8) 33 (vs. Illinois State); 35 (vs. Wake Forest); 28 (vs. ETSU); 23 (at Kentucky); 23 (vs. Florida); 35 (vs. Vanderbilt); 29 (at Ole Miss); 24 (vs. Missouri)

Adam Miller (4) 26 (vs. Ark. St.), 23 (vs. Akron); 26 (vs. Wofford), 20 (vs Texas Tech).

Cam Hayes (2) 25 (vs. Winthrop), 25 (vs. South Carolina)

Derek Fountain (1) 26 (vs. Alabama)

OPENING JUMP BALL CONTROLLED

-- LSU 8, Opponents 22

SCORED FIRST LSU POINTS --

Wilkinson 3, KJ Williams 9, Miller 6, Hill 1, Hayes 5, J. Williams 1, Ward 3, Fountain 1, Edwards 1

PLAYERS SCORING IN DOUBLE FIGURES BY GAME

0	1	2	3	4	5/more
0	2	10	16	1	1

POINTS BY POSSESSION STATS

OPPONENT	OFF PPP	DEF PPP
Kansas City	1.072	0.851
Arkansas St.	1.000	0.825
New Orleans	1.282	0.849
Illinois State	1.000	0.813
Akron	0.984	0.935
Kansas State	0.894	0.897
Wofford	1.219	1.190
UT Arlington	0.984	0.952
Wake Forest	1.075	1.045
NCCU	1.015	0.864
Winthrop	1.348	1.157
ETSU	1.043	1.015
Arkansas	0.896	0.891
Kentucky	1.203	1.345
Texas A&M	0.903	1.095
Florida	0.836	1.063
Alabama	0.943	1.472
Auburn	0.778	1.098
Tennessee	0.903	1.283
Arkansas	0.645	1.000
Texas Tech	1.133	1.310
Missouri	1.085	1.299
Alabama	0.958	1.179
Miss. State	0.898	1.103
Texas A&M	1.051	1.370
UGA	0.887	0.915
South Carolina	1.159	1.302
Vanderbilt	1.333	1.185
Ole Miss	1.045	1.281
Missouri	1.226	1.266

LSU Offensive PPP High: 1.348 vs. Winthrop
LSU Offensive PPP Low: 0.645 vs. Ark.
LSU SEC Offensive PPP High: 1.333. vs. Vandy
LSU SEC Offensive PPP Low: 0.645 vs. Ark

Opp. Offensive PPP High: 1.472 by Ala.
Opp. Offensive PPP Low: 0.813 by Ill. St.
Opp. SEC Offensive PPP High: 1.472 by Ala.
Opp. SEC Offensive PPP Low: 0.891 by Ark

LAYUPS AND DUNKS

OPPONENT	LSU	OPP.
Kansas City	12-21	12-21
Arkansas State	9-22	12-21
New Orleans	16-22	13-20
Illinois State	16-22	14-21
Akron	8-13	6-11
Kansas State	11-14	13-19
Wofford	14-19	14-19
UT Arlington	8-21	15-28
Wake Forest	15-22	20-24
NCCU	18-28	11-22
Winthrop	16-23	18-29
ETSU	16-24	14-21
Arkansas	20-37	15-24
Kentucky	11-15	15-17
Texas A&M	5-14	20-22
Florida	11-22	14-18
Alabama	7-23	14-19
Auburn	7-24	11-21
Tennessee	15-22	12-16
Arkansas	9-22	14-20
Texas Tech	10-20	12-24
Missouri	13-25	15-22
Alabama	10-24	12-24
Miss. State	9-14	16-22
Texas A&M	8-16	9-17
UGA	6-13	11-16
South Carolina	16-28	10-18
Vanderbilt	14-31	11-18
Ole Miss	8-13	17-23
Missouri	6-15	13-20

TOTALS	344-639	418-638
PCT.	53.8%	65.5%
IN SEC GMS	185-378	241-348
	48.9%	69.2%

Miller hadn't played in a counting regular season game since March of 2021 when Illinois played its final game of the 2020-21 season. He transferred to LSU but tore his ACL prior to the team's exhibition game and missed the entire 2021-22 season. He was medically cleared during the summer for a full go this season and Tiger fans couldn't be happier.

Miller has started all 61 games he has played in (31 at Illinois) and is averaging 11.9 points per game (second on the team) to go with 2.3 rebounds and 1.7 assists. Miller has 17 games in double figures. He has averaged 11.8 points in the last five games.

TRAE HANNIBAL

Hannibal's line in the Vandy game (1/22) wasn't a splashy one but it was very effective to help LSU with its victory.

Hannibal played 22 minutes, was 3-of-4 at the foul line with five rebounds and an assist. More importantly, he was +15 in the always looked at +/- account

After a successful start to SEC play, the senior transfer from Murray State was named SEC Player of the Week (1/2) after his play in the win over Arkansas in which LSU rallied from six down in the second half to win by three.

Hannibal played 22 minutes off the bench, hitting 9-of-14 shots, including 6-of-7 in the second half, to finish with 19 points and six assists, along with a +/- team best number of +10.

Hannibal's game is coming off a screen and driving through traffic through the lane and scoring. He did that again at Kentucky (1/3) when his team needed it most.

Against the Wildcats he posted 12 points, playing 29 minutes off the bench, making 5-of-6 field goals to record 12 points and four assists. In his first start against Texas A&M (1/7), despite two early fouls, he was on the floor for 24 minutes, scoring nine points with five rebounds and four assists.

Against Auburn (1/18), Hannibal struggled to score inside but his constant driving to the rim allowed him to get fouled eight times. He made 10-of-12 free throws and finished with a game co-high of 16 points. He followed it with 10 in the Tennessee game (1/21).

Against Missouri (2/1), he was 3-of-5 from the field and 5-of-6 from the line for 11 points and his sixth double figure scoring game, fifth in league play.

Hannibal has averaged 20.1 minutes a game and is averaging 6.2 points, 4.0 rebounds and 2.3 assists per game.

Against Florida (1/10), he pulled down 12 rebounds, his career high in boards and his second double figure rebound game of his career.

JALEN REED

The freshman from Jackson, Mississippi, who started the first eight games of the year but struggled to consistently contribute to the LSU offense, has been especially impressive in the last week, topped by his first college double figure game of 11 points against Missouri (3/1).

Reed hit 3-of-6 field goals with a trey and 4-of-4 at the free throw line.

In the last five games, Reed is averaging 17 minutes off the bench and 8.6 points and 4.0 rebounds, while shooting 15-of-27 for 55.6 percent. Most importantly, in the last five games, he is 11-of-15 at the free throw line (73.3%) and that has brought his season total to over 50 percent for the first time since early in the league.

After playing just a combined eight minutes at Missouri and versus Alabama, he played 12 minutes at Mississippi State (2/8) and hit 3-of-4 field goals to score six points to go with three boards and an assist.

Against UNO (11/17) he scored eight points, hitting all three field goal attempts in 21 minutes. He added six rebounds and a steal in the game.

Against Tennessee, Reed played 22 minutes off the bench and had his season best of nine points, hitting 3-of-5 field goals and adding three free throws. He also had five rebounds in the game. He equaled that nine points at UGA (2/14), hitting 3-of-6 field goals, including a three-pointer and two free throws.

In games at Georgia and versus South Carolina, Reed equaled what was then his season high of nine and had eight points and two blocks in the LSU win over Vanderbilt (2/22). Reed is coming off two of his best efforts, equaling that season best of nine points at Georgia and South Carolina. He followed that up Wednesday with an eight-point game hitting 3-of-4 field goals and two free throws with two blocks versus Vandy (2/22).

For the season, Reed is averaging 3.8 points and 3.2 rebounds.

JUSTICE HILL

Against Missouri (2/1), Hill had three treys and four assists to score his co-second high of the season of 13 points. At Mississippi State (2/8), he hit three field goals and a trey for seven points with two assists.

The Missouri game was his first double figure scoring game since the finals of the Cayman Island Classic against Kansas State on Nov. 23.

Justice Hill is in his third year of playing for Coach McMahon as he helped guide the Racers for two seasons, including last year when the team was 31-3.

Hill has posted seven games of five assists or more this season.

Justice Hill's fake of the defender and drive through an open lane was a game-winner for the Tigers against Wake Forest (12/10) with 1.2 seconds to play at Holiday Hoopsgiving.

He averages 3.0 assists a game with an assist-to-turnover ratio of 1.9. He has 80 assists and 41 turnovers. He is averaging 6.1 points this season at LSU.

SHAWN PHILLIPS

The freshman, saw his first action since Nov. 21 against Arkansas (12/28) and his longest stint of the season at that point with close to five minutes with an offensive rebound.

Since then, Phillips has been earning more and longer playing stints as this season goes on.

In the game against Alabama (1/14), he was on the court for some 13 minutes, scoring two points with four rebounds.

Phillips played over 10 minutes against Missouri (2/1) with two boards and a steal and played five minutes against Alabama (2/4), making both field goal attempts, including an alley oop dunk to finish with four points.

Against Mississippi State, he played 11 minutes with five rebounds, two blocks and a steal. He had a floater that was disallowed on a shot clock violation. He had eight minutes of action against A&M (2/11) with two points, two rebounds and a block. Phillips played 11 minutes at Georgia (2/14) and while he didn't score, he did have seven rebounds to help LSU win the rebounding battle.

For the season, Phillips has played in 18 games, averaging 0.7 points and 1.6 rebounds. He is averaging 1.9 rebounds in league play.

JUSTICE WILLIAMS

After missing five games earlier in the season because of a sprained ankle, Justice Williams has earned starts in this his sophomore season..

While not playing more than two minutes in games at Missouri and Alabama in starts, he did in between those two games played 28 minutes and had four points and four assists for LSU.

Williams played 31 minutes, had a career high six boards with seven points on 3-of-7 shooting with a three-pointer against Auburn (1/18) and then against Tennessee (1/21), he played a career-high 35 minutes, scoring five points with two rebounds and four assists. Against Arkansas (1/28), he had 7 points to go with two rebounds and two

assists.

He returned after missing the five games on Dec. 10 against Wake Forest.

Both years, he has struggled with injury problems at LSU. Last season, he missed the entire non-conference schedule as a freshman before being thrust into action due to other injuries at the start of conference play.

For the season, Williams is averaging 3.5 points and 1.3 rebounds to go with 1.5 assists.

KENDAL COLEMAN

Coleman played 11 minutes against Wofford (11/27), making both field goal attempts and 3-of-3 at the line to finish with seven points, his second highest total of the season.

In the next game against UTA (12/2), Coleman played 13 minutes, making 3-of-4 field goals to again score seven points with six rebounds.

Against NCCU, he made the most of his six-plus minutes, making both field goal attempts with a rebound and a block. It has been the case when asked, Coleman has made the most of his minutes. In the Winthrop game (12/17), Coleman made 2-of-4 from the field with five points and two blocks and for the second time this season grabbing seven rebounds.

Coleman had five points against Alabama (1/14) and has played 10 minutes in two-of-the-last-four games, while scoring nine points and going 3-of-8 from the field and 3-of-4 from the line.

The Northwestern State transfer is averaging 2.3 points and 2.1 rebounds

Coleman's season high at LSU was eight points versus Illinois St. in the Cayman Islands (11/21).

SHOT CLOCK VIOLATIONS

Last year, LSU was the Division I leader in shot clock violations drawn according to @CBBAnalytics with 38, four more than Richmond and Virginia in college basketball. The total so far this season is 18.

FIELD GOAL PERCENTAGE

Last year, LSU was 16-1 when opponents shot under 40 percent and LSU is 4-1 this year in that category as Kansas City (32.8%), Arkansas State (38.6%), Akron (25.9%), UTA (37.5%) and Florida (39.6%) have shot under 40 percent overall.

The Tigers are 56-3 since the start of the 2017-18 season when opponents shoot under 40 percent.

However, LSU was 6-10 last year when opponents shoot 40 percent or better from the field. LSU is 8-15 this season when teams shoot over 40 percent.

Against Alabama (1/14), Auburn (1/18) and at Arkansas (1/24), LSU shot no better than 29 percent in any of those games.

Offensively, the Tigers have won the last 17 games when shooting 50 percent or more in a game and LSU is 104-9 in the last 112 games when LSU shot 50 percent or better since the start of the 2007-08 season. The 50 percent games this season:

LSU vs. UNO (11/17) – 30-of-58, 51.7%

LSU vs. Wofford (11/27) – 28-of-53, 52.8%

LSU vs. Winthrop (12/17) – 35-of-64, 54.7%

In the last three games against Vanderbilt, Ole Miss and Missouri, the opponents have shot over 50 percent from the field in the second half. Ironically, in the Vanderbilt and Ole Miss games, the Tigers also shot 50 percent from the field in those two games.

FROM THE ARC

The Tigers last season shot just 31.6 percent from the arc and LSU has not shot over 35 percent from the arc since 2012-13 season.

But in the last five games, helped by Wednesday's 14-of-28 from the arc, LSU is 44-of-120 or 36.7 percent. The problem is the last five opponents have averaged 10 a game (51-of-131), 38.9 percent.

For the season, LSU is 226 of 671 or 33.7 percent. Opponents have made 243 treys and is at 34.3 percent

The Missouri game (3/1) marked the seventh time this year LSU has hit for double figure treys:

14 vs. Missouri (H)

12 vs. UNO

10 vs. Texas A&M

10 vs. Wake Forest

11 vs. Winthrop

11 at Kentucky

11 at Missouri

THE PETE MARAVICH ASSEMBLY CENTER

The Tigers are in their 52nd season of play in the Pete Maravich Assembly Center, originally known as the LSU Assembly Center until 1988 when the building was renamed by state government legislation following the untimely death of the star LSU player.

The Maravich Center is the fourth oldest continuous basketball arena in the league having hosted its first game in January 1972. Memorial Gym at Vanderbilt opened in 1952, Stegeman Coliseum at UGA in 1964 and Coleman Coliseum at Alabama opened in 1968.

LSU was 15-2 a year ago in the building and in 825 games the Tigers have an on-court record of 615-2109 (74.6%) ... LSU is 284-166 in conference games (63.2%).

The loss to Florida on Jan. 10 ended a 13-game winning streak in the building by LSU.

ON THE ROAD

The Tigers are 0-8 on the season on opponents' home courts and the road losing streak is 10 games, dating back to the final two games of the 2021-22 season.

ITS A FATHER AND SON THING

There are a couple of guys who knows something about the Southeastern Conference because their fathers played in the league with good success.

Director of Player Development Ronrico White's father, Tony, was an All-America at Tennessee. Tony White played from 1983 to 1987 at Tennessee.

Then there is freshman Jalen Reed from Jackson, Mississippi, whose late dad, Justin, was an All-America at Ole Miss and the SEC Freshman of the Year in 2001. Justin Reed was an All-SEC selection in each of his four years at Ole Miss, guiding the Rebels to a first ever "Sweet Sixteen" appearance for the program.

EVERYONE IS PACKED FOR NASHVILLE

The SEC Tournament begins on Wednesday at Bridgestone Arena in Nashville. LSU will be this year's 14th seed and the Tigers will play Georgia in the second game on Wednesday. LSU lost at Georgia on Feb. 14, 65-63, in the team's only meeting this season.

FALL 2022 LSU SIGNEES

Corey Chest, New Orleans, La. Link Academy, Brandon, Mo.

The four-star recruit will play this season at Link Academy in Brandon, Missouri. Chest (6-8, 210) played the 2021-22 season at Eleanor McMain High School in New Orleans. He is ranked No. 75 in the 247sports.com and 89 in their national composite rankings. He is listed No. 95 in the ESPN Top 100 for the class of 2023.

Chest was a Class 4A First Team All-State selection in Louisiana averaging 17 points, 10 rebounds, three assists and four blocks. McMain was 28-8 last season and reached the Class 4A title game each of the last two years.

This season, he is listed by 247sports as the No. 16-ranked power forward and No. 2 player in the state of Missouri. He was previously listed as the No. 1 player in the state of Louisiana for the class of 2023 at the end of the 2021-22 basketball season.

Chest also played in the NIKE EYBL circuit for team LIVOn-Fleur De Lis and played for former LSU star and NBA player, Randy Livingston.

Mike Williams, Baltimore, Md. Bishop Walsh HS

Williams, who will play for Bishop Walsh High School in Cumberland, Maryland, is listed at 6-3, 180 pounds and is listed at No. 96 in the nation by 247sports.com and 101 by On3.com.

Williams made a midseason switch to Bishop Walsh this past season which will play in the National Interscholastic Basketball Conference against some of the top schools in the country. In the 60th Alhambra Catholic Invitational Tournament, billed as the most prestigious Catholic high school tournament in the country, Williams averaged 16.7 points per game, 3.9 rebounds, 1.3 assists and 2.0 steals.

In the PrepHoops.com web site for Maryland, Williams is listed as the No. 4-ranked player in the state entering his senior season.

Williams was one of the prospects in the class to show great improvement this summer on the UAA Circuit with Team Thrill of Maryland which won Under Armour Association championship.



TRAE HANNIBAL

Guard • 6-2 • 215 • Senior • TR • Elliott, South Carolina (Murray State)

0

Top Performances

Points	
Season:	19, vs. Arkansas, 12/28/22
Career:	20, at SE Mo. St., 2/26/22

Rebounds	
Season:	12, vs. Florida, 1/10/23
Career:	12, vs. Florida, 1/10/22

Field Goals Made	
Season:	9, vs. Arkansas, 12/28/22
Career:	9, vs. Arkansas, 12/28/22

3 PT FG Made	
Season:	1, vs. Arkansas, 12/28/22
Career:	2, twice

Free Throws Made	
Season:	10, vs. Auburn, 1/18/23
Career:	10, vs. Auburn, 1/18/23

Assists	
Season:	6, vs. Winthrop, 12/17/22
Career:	12, vs. Eastern Illinois, 1/20/22

Blocks	
Season:	1, twice
Career:	1, nine times

Steals	
Season:	4, vs. Kansas St., 11/23/22
Career:	4, four times

Minutes Played	
Season:	29, twice

Top Career Scoring Games

1.	20 – at Southeast Missouri State, 1/29/22
2.	19 -- vs. Arkansas, 12/28/22
	19 – vs. Middle Tennessee, 12/4/21
4.	18 – vs. San Francisco, 3/17/22
	18 – vs. Tennessee Wesleyan, 12/15/21
6	16 -- vs. Auburn, 1/118/23
7.	15 – vs. Southeast Missouri State, 12/30/21
	15 – vs. James Madison, 11/24/21
	15 – at Georgia, 2/27/21
	15 – vs. Missouri, 2/20/21

Complete bio

Senior Season (2022-23)

12 points in the rallying win over Wofford (11/27) ... 4-of-6 field goals most of points coming late when LSU was down five ... Played 23 minutes or more in last three games ... Six assists, no turnovers in win over Winthrop (12/17) ... Spectacular game against Arkansas, making 9-of-14 field goals and scoring 19 points, one off his career high ... Named SEC POW for his efforts against Arkansas ... Followed that up with a 12-point effort at UK (1/3), making 5-of-6 field goals with four assists ... Career high 12 rebounds against Florida (1/10), second double figure game of college career in rebounds ... After 16 against Auburn, goes back-to-back in double figures with 10 points against Tennessee (1/21), making 5-of-6 from the field ... Hannibal had his sixth double figure game, hitting 3-of-5 field goals and 5-of-6 free throws to score 11 with five assists at Missouri (2/1) ... Missed last two games with right ankle injury ... Returned to play 18 minutes at Georgia.

Hannibal's Game-by-Game Statistics

2022-23	MIN	FG	3FG	FT	REB	PF/D	A	TO	BLK	STL	PTS	+/-
OPPONENT												
Kansas City	19	1-3	0-0	5-9	8	3	2	2	0	1	7	+5
Arkansas State	22	0-4	0-0	4-5	5	2	2	3	0	3	4	+1
UNO	17	2-7	0-0	3-5	2	1	0	2	0	0	7	+2
vs. Illinois State	14	0-2	0-0	0-0	4	3	4	3	0	0	0	+7
vs. Akron	23	0-1	0-0	0-0	5	2	3	1	0	2	0	+8
vs. Kansas State	28	1-1	0-0	0-0	5	2	4	1	0	4	2	-8
Wofford	29	4-6	0-0	4-4	4	1	2	2	0	0	12	+11
UT Arlington	20	1-3	0-0	5-7	4	3	4	4	1	0	7	+12
vs. Wake Forest	4	0-2	0-0	0-0	0	1	0	0	0	0	0	-6
NC Central	17	1-3	0-1	2-2	2	0	4	3	0	0	4	+1
Winthrop	21	2-2	0-0	0-1	3	2	6	0	0	0	4	+6
East Tennessee State	14	2-4	0-0	3-3	6	2	2	2	0	0	7	0
Arkansas	22	9-14	1-2	0-2	6	0	2	1	0	0	19	+10
at Kentucky	29	5-6	0-0	2-4	3	2	4	4	0	1	12	+5
at Texas A&M	24	2-9	0-0	5-9	5	3	4	3	9	2	9	+1
Florida	28	1-6	0-0	2-2	12	2	3	4	0	2	4	-14
at Alabama	16	1-2	0-0	0-0	6	1	3	0	0	0	2	-23
Auburn	23	3-11	0-1	10-12	2	2	1	1	1	0	16	-16
Tennessee	25	5-6	0-0	0-0	3	4	0	4	0	1	10	-15
at Arkansas	19	4-10	0-0	0-0	5	0	0	1	0	0	0	-17
Texas Tech	20	2-3	0-0	3-4	2	1	1	1	0	1	7	-13
at Missouri	21	3-5	0-0	5-6	3	1	5	3	0	0	11	-1
Alabama	DNP -- Coach's Decision											
at Mississippi State	DND -- injury											
Texas A&M	DND -- injury											
at Georgia	18	0-2	0-1	4-6	1	0	2	3	0	1	4	-5
South Carolina	20	1-4	0-0	0-1	5	3	1	0	0	0	2	-3
Vanderbilt	22	0-0	0-0	3-4	5	2	1	0	0	1	3	+15
at Ole Miss	16	2-3	0-0	2-2	0	0	2	0	0	0	6	-7
Missouri	9	0-1	0-0	0-0	1	0	0	1	0	0	0	-6
at Florida												
SEC Tournament												

Hannibal's Career Stats

YEAR	GP-GS	MIN/AVG	FG-FGA	PCT.	3FG-FGA	PCT.	FT-FTA	PCT.	REB.-AVG	PF-FO	AST	TO	BLK	STL	PTS-AVG.
AT SOUTH CAROLINA															
19-20	26-0	326/12.6	39-92	.424	2-13	.154	24-40	.600	54-2.1	45-0	32	39	3	32	104-4.0
20-21	20-0	333/16.7	39-89	.438	7-13	.538	34-40	.850	64-3.2	36-0	40	42	1	20	119- 6.0
AT MURRAY STATE															
21-22	34-1	744/21.9	108-208	.519	4-13	.308	94-131	.718	173-5.1	53-2	84	65	3	40	314-9.2
LSU															
22-23	27-3	542/20.1	52-120	.433	1-5	.200	62-88	.705	107-4.0	43-0	62	49	2	19	167-6.2
TOTALS	107-4	1946/18.2	238-509	.468	14-44	.318	214-299	.716	398-3.7	177-2	218	195	9	111	704-6.6



CAM HAYES

Guard • 6-2 • 185 • Junior • TR • Greensboro, North Carolina (NC State)

1

Top Performances

Points	
Season:	25, twice
Career:	25, twice

Rebounds	
Season:	8, twice
Career:	8, twice

Field Goals Made	
Season:	8, twice
Career:	8, twice

3 PT FG Made	
Season:	4, twice
Career:	4, four times

Free Throws Made	
Season:	5, twice
Career:	8, vs. Louisiana Tech, 11/27/21

Assists	
Season:	6, vs. Wake Forest, 12/10/22
Career:	9, at Pittsburgh, 2/17/21

Blocks	
Season:	1, three times
Career:	2, vs. Texas Southern, 11/21/21

Steals	
Season:	3, vs. South Carolina, 2/18/23
Career:	4, vs. Charleston So., 11/25/20

Minutes Played	
Season:	34, vs. South Carolina, 2/18/23

Top Career Scoring Games

- 25 -- vs. South Carolina, 2/18/23
- 25 -- vs. Winthrop, 12/17/22
- 20 -- at Notre Dame, 3/3/21
- 17 -- vs. UMass Lowell, 12/3/20
- 16 -- vs. North Carolina, 2/26/22
- 16 -- vs. Richmond, 12/17/21
- 16 -- vs. Oklahoma State, 11/17/21
- 16 -- at Virginia, 2/24/21
- 15 -- vs. Alabama, 2/4/23
- 15 -- vs. Louisville, 12/4/21

Complete bio

Senior Season (2022-23)

Hayes has his first double figure game as a Tiger, scoring 13 points with three treys in 16 minutes vs. UNO (11/17) ... Back-to-back double figure games with 10 vs. Illinois State (11/21) ... For the second time, scored 13 points this year, playing 28 minutes, hitting 5-of-10 field goals with six assists and non turnovers ... Got his first LSU start against NCCU (12/13), playing 28 minutes and scoring season high 14 points ... Career high of 25 vs. Winthrop (12/17), making 8-of-11 field goals with four three-pointers ... Hit a big three-pointer and later three free throws to give LSU a chance at an upset at Kentucky (1/3) ... Scored 11-points with two assists ... Second straight double figure game in league play against Texas A&M (1/7) ... Hays, in 21 minutes had ninth double figure game with 10 points (4-7 FGs, 2 treys) with three assists, no turnovers vs. Missouri (2/1) ... Back-to-back double figure games with second highest game of the season (15) against Alabama (2/4) ... Also career high in rebounds (8) ... Ties career high with 25 vs. South Carolina, 8-of-15 with 4 treys, eight rebounds (2/18).

Hayes' Game-by-Game Statistics

2022-23	MIN	FG	3FG	FT	REB	PF/D	A	TO	BLK	STL	PTS	+/-
OPPONENT												
Kansas City	2	0-0	0-0	0-0	0	1	0	0	0	0	0	-3
Arkansas State	DNP-Coach's Decision											
UNO	16	5-7	3-5	0-0	0	1	3	1	1	0	13	+13
vs. Illinois State	21	3-5	1-3	3-4	3	2	0	5	0	2	10	+10
vs. Akron	16	1-3	1-1	4-5	1	2	3	1	0	1	7	+5
vs. Kansas State	13	1-2	1-1	0-0	2	2	0	3	0	0	3	-3
Wofford	14	1-3	0-0	1-2	1	1	2	0	1	1	3	+16
UT Arlington	18	2-6	0-2	3-4	1	3	0	0	0	0	7	+9
vs. Wake Forest	28	5-10	2-6	1-1	5	3	6	0	0	1	13	+14
NC Central	28	6-10	2-5	0-0	7	0	2	1	0	2	14	+9
Winthrop	31	8-11	4-6	5-6	1	0	4	1	0	2	25	+15
East Tennessee State	19	1-3	0-2	0-0	0	2	3	3	0	0	2	-2
Arkansas	27	2-7	0-3	0-0	5	0	3	0	0	1	4	-7
at Kentucky	32	3-5	2-4	3-3	0	2	2	1	0	0	11	+4
at Texas A&M	25	4-11	1-5	1-1	2	1	0	1	0	0	10	-12
Florida	DND-injury											
at Alabama	20	4-6	2-3	0-0	1	2	2	0	0	0	10	-21
Auburn	26	1-6	0-3	0-0	3	0	2	0	0	0	2	-3
Tennessee	26	1-5	1-5	0-0	3	2	4	0	0	0	3	-9
at Arkansas	15	0-4	0-1	0-0	4	0	0	1	0	0	0	-9
Texas Tech	26	4-9	1-4	0-0	2	2	1	2	0	1	9	+1
at Missouri	21	4-7	2-4	0-0	0	4	3	0	0	0	10	-3
Alabama	28	4-14	3-10	4-4	8	4	1	2	1	0	15	-9
at Mississippi State	27	1-6	1-3	1-2	2	3	3	1	0	1	4	-2
Texas A&M	29	3-8	1-6	2-2	2	1	3	1	0	1	9	-6
at Georgia	23	1-4	1-2	2-2	0	0	3	2	0	1	5	-7
South Carolina	34	8-15	4-8	5-8	8	2	4	3	0	3	25	-8
Vanderbilt	19	1-6	0-0	2-2	5	2	3	1	0	1	4	-1
at Ole Miss	20	0-4	0-3	0-0	2	1	5	3	0	1	0	+4
Missouri	32	1-7	1-4	2-2	3	4	4	4	0	1	5	-4
at Florida												
SEC Tournament												

Hayes' Career Stats

YEAR	GP-GS	MIN/AVG	FG-FGA	PCT.	3FG-FGA	PCT.	FT-FTA	PCT.	REB.-AVG	PF-FO	AST	TO	BLK	STL	PTS-AVG.
AT NC STATE															
20-21	23-14	540/23.5	61-158	.386	28-77	.364	30-41	.732	55-2.4	36-1	72	46	1	29	180-7.8
21-22	32-13	674/21.1	80-239	.335	25-100	.250	38-49	.776	74-2.3	45-1	67	45	4	25	223-7.0
AT LSU															
22-23	28-15	638/22.8	75-184	.408	34-99	.343	39-48	.813	71-2.5	47-0	66	37	3	20	223-8.0
TOTALS	83-42	1853/22.3	216-581	.372	87-276	.315	107-138	.775	200-2.4	128-2	205	128	8	74	626-7.5



JUSTICE HILL

Guard • 6-0 • 175 • Senior • TR • Little Rock, Arkansas (Murray State)

3

Top Performances

Points	
Season:	14, vs. Akron, 11/21/22
Career:	36, at Belmont, 1/15/22

Rebounds

Season:	5, twice
Career:	10, vs. Greenville, 11/29/20

Field Goals Made

Season:	5, vs. Ark. State, 11/12/22
Career:	10, at Belmont, 1/15/22

3 PT FG Made

Season:	3, four times
Career:	8, at Belmont, 1/15/22

Free Throws Made

Season:	4, vs. Kansas City, 11/9/22
Career:	8, at Belmont, 1/15/22

Assists

Season	7, vs.Kansas City, 11/9/22
Career:	11, vs. Greenville, 11/29/20

Blocks

Season:	1, vs. Winthrop, 12/17/22
Career:	2, vs. St. Peter's, 3/19/22

Steals:

Season:	4, vs. Kansas City, 11/9/22
Career	4, vs. Kansas City, 11/9/22

Minutes Played

Season	36, vs. Kansas St., 11/23/22
--------	------------------------------

Top Career Scoring Games

- 36, at Belmont, 1/15/22
- 26, vs. Southeast Missouri State, 12/30/21
- 21, vs. Morehead State, 3/5/22
- 20, at Tennessee Tech, 1/27/22
- 20, at Memphis, 12/20/21
- 19, vs. St. Peter's, 3/19/22
- 19, vs. Morehead State, 1/29/22
- 18, vs. SIUE, 2/5/22
- 18, vs. Chattanooga, 12/18/21
- 18, vs. Middle Tennessee, 12/4/21

Complete bio

Senior Season (2022-23)

Hill opens up his LSU portion of his career with 13 points, 7 assists, 4 steals in 31 minutes against Kansas City (11/9) ... Season high of 14 points against Akron (11/22) ... Made the game-winning layup with 2.1 seconds left to win the Wake Forest game (12/10) also including six assists, no turnovers ... Played 35 minutes off the bench and scored 13 points, first double figure game since Nov. 23, at Missouri, 2/1/23 ... Hit three treys with four assists ... Solid effort off the bench in the Vanderbilt win (2/22) ... Six points, +12, 4 assists.

Hill's Game-by-Game Statistics

2022-23	MIN	FG	3FG	FT	REB	PF/D	A	TO	BLK	STL	PTS	+/-
OPPONENT												
Kansas City	31	4-9	1-5	4-5	4	3	7	3	0	4	13	+15
Arkansas State	31	5-13	1-4	0-1	4	0	3	1	0	0	11	+8
UNO	26	4-9	3-5	1-2	2	1	5	2	0	3	12	+32
vs. Illinois State	29	1-9	0-1	2-2	1	1	5	1	0	1	4	+14
Akron	26	5-11	0-3	4-4	2	2	3	0	0	0	14	+4
vs. Kansas State	36	4-15	2-6	2-6	2	1	2	4	0	2	12	0
Wofford	26	3-9	0-3	0-0	0	1	2	0	0	1	6	-15
UT Arlington	26	1-5	0-2	1-2	2	0	5	1	0	1	3	-9
vs. Wake Forest	24	2-6	0-0	0-0	1	1	6	0	0	0	4	-5
NC Central	26	3-11	1-5	0-0	0	0	4	2	0	2	7	0
Winthrop	27	3-7	3-5	0-0	3	1	3	1	1	0	9	-4
East Tennessee State	35	3-11	3-7	0-2	2	1	5	1	0	1	9	+5
Arkansas	19	1-5	0-3	0-3	2	1	1	1	0	0	2	-6
at Kentucky	13	0-3	0-1	0-0	1	0	0	1	0	0	0	-13
at Texas A&M	29	2-4	2-4	0-0	1	1	2	5	0	5	6	-13
Florida	30	1-9	1-7	0-0	5	2	6	3	0	1	3	-5
at Alabama	18	1-7	1-5	0-0	2	0	0	1	0	0	3	-19
Auburn	DND											
Tennessee	DND											
at Arkansas	DND											
Texas Tech	9	1-3	1-2	0-0	0	0	1	2	0	0	3	-8
at Missouri	35	4-15	3-11	2-2	2	0	4	3	0	1	13	0
Alabama	14	2-8	1-3	0-0	1	1	1	0	0	0	5	-16
at Mississippi State	29	3-8	1-4	0-0	1	0	2	1	1	0	7	-1
Texas A&M	21	2-7	2-4	0-0	1	3	2	3	0	2	6	-16
at Georgia	26	2-6	0-3	2-2	5	2	2	2	0	2	6	+8
South Carolina	3	0-1	0-0	0-0	0	0	0	0	0	0	0	-2
Vanderbilt	27	2-7	1-5	1-2	3	0	4	1	0	0	6	+12
at Ole Miss	23	0-4	0-4	0-0	1	0	2	1	0	2	0	-13
Missouri	8	0-0	0-0	0-0	0	1	3	1	0	0	0	-1
at Florida												
SEC Tournament												

Hill's Career Stats

YEAR	GP-GS	MIN/AVG	FG-FGA	PCT.	3FG-FGA	PCT.	FT-FTA	PCT.	REB.-AVG	PF-FO	AST	TO	BLK	STL	PTS-AVG.
AT MURRAY STATE															
20-21	26-10	572/22.0	56-155	.361	22-70	.314	13-21	.619	52-2.0	39-1	93	44	2	19	147-5.7
21-22	34-34	1060/31.2	163-378	.431	63-176	.358	67-90	.744	77-2.3	45-0	173	65	4	37	456 13.4
AT LSU															
22-23	27-17	648/24.0	59-202	.292	27-102	.265	19-33	.576	48-1.8	23-0	80	41	2	28	164-6.1
TOTALS	87-61	2280/26.2	278-735	.378	112-348	.322	99-144	.688	177-2.0	107-1	346	150	8	84	767-8.8



KENDAL COLEMAN

Center • 6-8 • 230 • Junior • TR • Shreveport, Louisiana (Northwestern State)

4

Top Performances

Points	
Season:	8, vs. Illinois State, 11/21/22
Career:	25, vs. UIW, 1/27/22

Rebounds	
Season:	7, twice
Career:	20, vs. Southeastern, 3/5/22

Field Goals Made	
Season:	4, vs. Illinois State, 11/21/22
Career:	11, vs. UIW, 1/27/22

3 PT FG Made	
Season:	
Career:	

Free Throws Made	
Season:	3, twice
Career:	8, at A&M Corpus Christi, 2/19/22

Assists	
Season:	
Career:	4, at UNO, 1/22/22

Blocks	
Season:	2, twice
Career:	5, at Houston Christian, 2/3/22

Steals	
Season:	2, vs. UNO, 11/17/22
Career:	3, twice

Minutes Played	
Season:	17, vs. UNO, 11/17/22

Top Career Scoring Games

- 25, vs. UIW, 1/27/22
- 22, at Tulsa, 11/10/21
- 21, vs. McNeese, 2/12/22
- 20, at UIW, 2/17/22
- 20, vs. UNO, 1/8/22
- 20, at SMU, 11/15/21
- 19, vs. Nicholls, 2/24/22
- 19, at UNO, 1/22/22
- 19, vs. Champion Christian, 11/13/21
- 19, at Oklahoma, 11/9/21

Complete bio

Junior Season (2022-23)

Scored eight in Cayman Islands opener vs. Illinois State in just under 10 minutes of action (11/21) ... Coleman with a solid 12-minutes against Wofford (11/27) making both field goals and all three free throws to score seven points ... Seven points again against UT Arlington, playing 13 minutes off the bench ...

Coleman's Game-by-Game Statistics

2022-23	MIN	FG	3FG	FT	REB	PF/D	A	TO	BLK	STL	PTS	+/-
OPPONENT												
Kansas City	5	0-1	0-0	0-0	2	0	0	0	0	0	0	+4
Arkansas State	7	0-1	0-0	0-0	2	1	0	1	0	0	0	-2
UNO	17	2-2	0-0	0-1	7	3	0	1	2	2	4	+6
vs. Illinois State	9	4-5	0-0	0-0	3	0	0	0	1	0	8	-6
vs. Akron	9	0-1	0-0	0-0	0	3	0	0	0	1	0	-1
vs. Kansas State	4	0-1	0-0	0-0	2	0	0	0	1	0	0	-1
Wofford	11	2-2	0-0	3-3	2	1	0	2	0	0	7	+1
UT Arlington	13	3-4	0-0	1-2	6	1	1	0	0	1	7	-4
vs. Wake Forest	3	0-0	0-0	0-0	0	2	0	0	0	0	0	-6
NC Central	6	2-2	0-0	0-0	1	0	0	0	1	0	4	+4
Wlnthrop	12	2-4	0-0	1-2	7	2	0	1	2	0	5	0
East Tennessee State	4	0-1	0-0	0-0	1	3	0	0	0	0	0	+4
Arkansas	3	0-0	0-0	0-0	0	0	0	0	0	0	0	0
at Kentucky	2	0-0	0-0	0-0	0	1	0	0	0	0	0	-3
at Texas A&M	8	0-1	0-0	0-0	3	1	0	0	1	0	0	-2
Florida	11	2-3	0-0	0-0	1	2	0	0	0	0	4	-7
at Alabama	10	1-4	0-0	3-4	3	3	0	0	0	0	5	-3
Auburn	6	0-0	0-0	1-2	1	1	0	0	0	0	1	-1
Tennessee	10	1-1	0-0	2-4	2	1	0	0	0	0	4	0
at Arkansas	7	0-1	0-0	0-0	1	1	2	0	2	0	0	-1
Texas Tech	9	0-1	0-0	0-0	1	0	1	0	0	0	0	-16
at Missouri	DNP-Coach's Decision											
Alabama	DNP-Coach's Decision											
at Mississippi State	DNP-Coach's Decision											
Texas A&M	DNP-Coach's Decision											
at Georgia	DNP-Coach's Decision											
South Carolina	DND-injury											
Vanderbilt	DNP-Coach's Decision											
at Ole Miss	DNP-Coach's Decision											
Missouri	DNP-Coach's Decision											
at Florida												
SEC Tournament												

Coleman's Career Stats

YEAR	GP-GS	MIN/AVG	FG-FGA	PCT.	3FG-FGA	PCT.	FT-FTA	PCT.	REB.-AVG	PF-FO	AST	TO	BLK	STL	PTS-AVG.
AT NORTHWESTERN STATE															
20-21	29-0	498/17.2	82-174	.471	0-1	.000	32-46	.696	188-6.5	46-0	8	28	33	12	196-6.8
21-22	30-30	860/28.7	203-372	.546	0-1	.000	57-98	.582	304-10.1	63-1	20	57	40	30	463-15.4
AT LSU															
22-23	21-0	169/8.1	19-35	.543	0-0	.000	11-18	.611	45-2.1	27-0	2	7	8	4	49-2.3
Totals	80-30	1527/19.1	304-581	.523	0-2	.000	100-162	.617	537-6.7	136-1	30	92	81	46	708-8.9



JUSTICE WILLIAMS

Guard · 6-4 · 175 · Sophomore · 1L · Philadelphia, Pennsylvania (Montverde Academy)

11

Top Performances

Points	
Season:	9, at Alabama, 1/14/23
Career:	9, at Alabama, 1/14/23

Rebounds	
Season:	6, vs. Auburn, 1/18/23
Career:	6, vs. Auburn, 1/18/23

Field Goals Made	
Season:	3, twice
Career:	3, twice

3 PT FG Made	
Season:	1, four times
Career:	1, six times

Free Throws Made	
Season:	6, at Alabama, 1/14/23
Career:	6, at Alabama, 1/14/23

Assists	
Season:	5, at Alabama, 1/14/23
Career:	5, at Alabama, 1/14/23

Blocks	
Season:	
Career:	1, twice

Steals:	
Season:	2, vs. NCCU, 12/13/22
Career:	2, four times

Minutes Played	
Season:	35, vs. Tennessee, 1/21/23

Top Career Scoring Games

- 9, at Alabama, 1/14/23
- 7, at Arkansas, 1/24/23
- 7, vs. Auburn, 1/18/23
- 7, vs. Kansas City, 11/9/22
- 7, at Auburn, 12/29/21
- 5, vs. Tennessee, 1/21/23
- 5, vs. Wake Forest, 12/10/22
- 5, vs. UNO, 11/17/22
- 5, vs. Ole Miss, 2/1/22
- 4, six times

Complete bio

Sophomore Season (2022-23)

Equalled career points total with 7 vs. Kansas City (11/9) ... Returned after ankle injury to play 17 minutes and score five points with two assists against Wake Forest (12/10) ... Career best nine points in 20 minutes, 6-6 at the free throw line (1/14) ... First start of season at Auburn, played 31 minutes 7 points (1/18).

J. Williams' Game-by-Game Statistics

2022-23	MIN	FG	3FG	FT	REB	PF/D	A	TO	BLK	STL	PTS	+/-
OPPONENT												
Kansas City	12	3-4	0-0	1-3	4	1	2	2	0	0	7	-1
Arkansas State	9	0-0	0-0	0-0	0	1	0	0	0	1	0	1
UNO	8	2-4	0-1	1-2	0	0	1	1	0	0	5	6
vs. Illinois State	DND -- injury											
vs. Akron	DND -- injury											
vs. Kansas State	DND -- injury											
Wofford	DND -- injury											
UT Arlington	DND -- injury											
vs. Wake Forest	17	2-6	0-3	1-2	1	2	2	1	0	1	5	+10
NC Central	17	1-4	0-3	0-2	1	0	1	0	0	2	2	+10
Wlnthrop	10	2-3	0-1	0-1	0	0	1	1	0	0	4	+1
East Tennessee State	15	1-3	0-2	0-0	1	0	0	1	0	1	2	+5
Arkansas	12	2-4	0-0	0-0	0	1	0	2	0	1	4	+9
at Kentucky	11	1-4	0-1	0-0	2	1	1	0	0	0	2	-4
at Texas A&M	11	1-3	1-3	0-0	0	1	1	0	0	0	3	-3
Florida	13	0-1	0-1	0-0	1	1	1	1	0	0	0	-6
at Alabama	20	1-4	1-1	6-6	1	1	5	1	0	0	9	-20
Auburn	31	3-7	1-1	0-0	6	3	1	1	0	0	7	-14
Tennessee	35	1-3	1-1	2-2	2	0	4	2	0	1	5	-14
at Arkansas	32	3-9	0-1	1-2	2	3	2	1	0	0	7	-7
Texas Tech	31	1-8	0-4	0-0	5	1	4	2	0	1	2	0
at Missouri	2	0-0	0-0	0-0	0	0	0	0	0	0	0	-8
Alabama	28	2-8	0-2	0-0	2	1	4	2	0	0	4	+2
at Mississippi State	1	0-0	0-0	0-0	0	0	0	2	0	0	0	-7
Texas A&M	4	0-0	0-0	0-0	0	0	0	1	0	0	0	+1
at Georgia	DNP--Coach's Decision											
South Carolina	20	1-4	0-0	2-2	1	1	1	0	1	0	4	+1
Vanderbilt	DNP--Coach's Decision											
at Ole Miss	DNP--Coach's Decision											
Missouri	DNP--Coach's Decision											
at Florida												
SEC Tournament												

J. Williams' Career Stats

YEAR	GP-GS	MIN/AVG	FG-FGA	PCT.	3FG-FGA	PCT.	FT-FTA	PCT.	REB.-AVG	PF-FO	AST	TO	BLK	STL	PTS-AVG.
21-22	20-1	212/10.6	11-40	.275	2-11	.182	10-12	.833	16-0.8	11-0	13	9	2	11	34-1.7
22-23	21-7	341/16.2	27-79	.342	4-25	.160	14-22	.636	29-1.4	19-0	31	21	1	8	72-3.4
TOTALS	41-8	553/13.5	38-119	.319	6-36	.167	24-34	.706	45-1.1	30-0	44	30	3	19	106-2.6



KJ WILLIAMS

Forward • 6-10 • 250 • 5th Year Senior • TR • Cleveland, Mississippi (Murray State)

12

Top Performances

Points	
Season:	35, twice
Career:	39, at Tennessee St., 2/10/22

Rebounds	
Season:	14, twice
Career:	16, four times

Field Goals Made	
Season:	14, vs. Wake Forest, 12/10/22
Career:	15, at Tennessee St., 2/10/22

3 PT FG Made	
Season:	7, vs. Wake Forest, 12/10/22
Career:	7, vs. Wake Forest, 12/10/22

Free Throws Made	
Season:	8, vs. Missouri, 3/1/23
Career:	9, vs. UT Martin, 1/22/22

Assists	
Season:	3, twice
Career:	4, vs. SE Mo. St., 1/4/20

Blocks	
Season:	3, vs. Kansas City, 11/9/22
Career:	3, seven times

Steals	
Season:	3, three times
Career:	4, six times

Minutes Played	
Season	39, vs. Missouri, 3/1/23

Top Career Scoring Games

- 39 -- at Tennessee State, 2/10/22
- 35 -- vs. Vanderbilt, 2/22/23
- 35 -- vs. Wake Forest, 12/10/22
- 33 -- vs. Illinois State, 11/21/22
- 33 -- vs. UT Martin, 1/22/22
- 32 -- vs. Cumberland, 11/9/21
- 30 -- vs. Belmont, 2/24/22
- 29 -- at Ole Miss, 2/25/23
- 29 -- vs. Southeast Missouri State, 3/4/22
- 29 -- vs. Long Beach, 11/23/21

Complete bio

5th Year Senior Season (2022-23)

Posted his 28th career double double in his opening game at LSU with 13 points and 14 rebounds against Kansas City (11/9) ... Named all-tournament at the Cayman Islands Classic, averaged 23.0 points per game, making 27-of-45 field goals, averaging 7.7 rebounds ... Scored 33 points in the first game against Illinois State (11/21) ... All-tournament selection for Cayman Islands Classic (games vs. Illinois State, Akron, K-State) ... Williams posted the second highest scoring game of his career with 35 points against Wake Forest (12/10), hitting a season best 14 field goals, including 7 treys and also recurring his 30th career double double ... Following it up iwth an 18-12 game against NCCU (12/13) ... Williams has a game high 23 points with four treys against Kentucky (1/3) ... Record his 1,000th career rebound late in the first half against A&M (1/7) ... Will enter Tennessee game 11 points shy of 2000 career points after 16 against Auburn (1/18) ... His 2,000th career point came on a thre-epointer with 17:40 to play against Tennessee (1/21) ... sixth double double of the season at Missouri with 15 points and 11 rebounds ... Made 6-of-10 field goals with one trey ... Helped LSU to victory over Vanderbilt with a 35-point game, five treys, 10 rebounds (seventh double of season) (2/22) ... Became the 16th LSU player since the 1979-80 season to record 500 pts-200 rebs in an LSU season with his eighth double double against Missouri (3/1).

KJ Williams' Game-by-Game Statistics

2022-23

OPPONENT	MIN	FG	3FG	FT	REB	PF/D	A	TO	BLK	STL	PTS	+/-
Kansas City	38	5-13	0-2	3-4	14	3-0	0	4	3	1	13	+13
Arkansas State	24	6-12	3-5	0-0	4	2	1	1	1	1	15	+8
UNO	19	3-5	1-2	0-0	4	2	0	3	0	3	7	+24
vs. Illinois State	30	13-19	1-4	6-6	8	4	3	1	1	2	33	+25
vs. Akron	31	6-13	2-4	5-6	5	3	0	0	1	3	19	+16
vs. Kansas State	36	8-13	0-1	1-2	10	3	1	2	1	1	17	-1
Wofford	35	6-12	1-4	2-2	5	2	1	2	0	1	15	+5
UT Arlington	34	6-14	2-3	0-0	9	1	1	1	0	2	14	+1
vs. Wake Forest	36	14-21	7-9	0-2	10	3	1	2	1	1	35	+8
NC Central	31	7-13	1-3	3-3	12	2	2	2	2	1	18	+8
Winthrop	24	8-14	2-4	0-0	6	3	0	2	1	1	18	+11
East Tennessee State	36	11-18	3-5	3-4	12	2	3	1	0	3	28	0
Arkansas	33	3-7	2-5	0-0	5	3	0	2	1	2	8	+1
at Kentucky	36	8-13	4-6	3-3	3	3	2	1	1	0	23	-1
at Texas A&M	37	2-6	0-2	6-6	8	2	2	0	1	2	10	-8
Florida	34	8-20	1-9	6-8	7	2	0	1	0	0	23	-15
at Alabama	18	4-12	2-3	0-0	1	4	0	2	0	0	10	-26
Auburn	35	7-15	2-5	0-1	8	0	0	3	2	2	16	-12
Tennessee	29	7-16	2-6	0-1	4	2	0	1	0	0	16	-21
at Arkansas	38	2-10	0-1	5-7	11	1	1	2	2	2	9	-20
Texas Tech	34	5-18	2-5	2-3	9	4	1	0	2	1	14	-1
at Missouri	33	6-10	1-3	2-2	11	3	1	0	2	0	15	-18
Alabama	34	2-9	0-2	4-6	8	1	0	3	3	2	8	-2
at Mississippi State	29	4-7	2-4	1-2	5	4	1	0	0	0	11	-4
Texas A&M	32	2-5	1-3	0-0	3	2	0	1	0	1	5	-14
at Georgia	37	7-13	0-1	4-5	9	4	1	1	0	1	18	+5
South Carolina	31	5-13	1-4	3-6	6	2	0	1	1	0	14	-12
Vanderbilt	36	13-25	5-10	4-6	10	0	0	1	0	1	35	+7
at Ole Miss	36	10-18	2-5	7-8	5	4	0	1	0	1	29	-7
Missouri	39	6-12	4-7	8-8	14	3	2	3	0	1	24	-7
at Florida												
SEC Tournament												

KJ Williams' Career Stats

YEAR	GP-GS	MIN/AVG	FG-FGA	PCT.	3FG-FGA	PCT.	FT-FTA	PCT.	REB.-AVG	PF-FO	AST	TO	BLK	STL	PTS-AVG.
AT MURRAY STATE															
18-19	32-22	582/18.2	111-159	.698	1-5	.200	20-38	.526	151-4.7	60-0	15	21	19	18	243-7.6
19-20	32-8	745/23.3	156-287	.544	18-50	.360	75-112	.670	232-7.3	73-0	33	50	21	34	405-12.7
20-21	26-26	743/28.6	164-289	.567	26-63	.413	52-78	.667	220-8.5	67-2	25	54	15	27	406-15.6
21-22	34-34	989/29.1	245-455	.538	37-113	.327	86-123	.699	285-8.4	72-0	24	50	21	48	613-18.0
AT LSU															
22-23	30-30	978/32.6	194-396	.490	54-127	.425	78-101	.772	226-7.5	74-0	24	44	26	36	520-17.3
TOTALS	154-120	4037/26.2	870-1586	.549	136-358	.380	311-452	.688	1114-7.2	346-2	12	219	102	163	2187-14.2



JALEN REED

Forward • 6-10 • 230 • Freshman • HS • Jackson, Mississippi (Southern California Academy)

13

Top Performances

Points
Season: 11, vs. Missouri, 3/1/23
Career:

Rebounds
Season: 7, twice
Career:

Field Goals Made
Season: 3, eight times
Career:

3 PT FG Made
Season: 1, four times
Career:

Free Throws Made
Season: 5, vs. Ark. State, 11/12/22
Career:

Assists
Season: 2, twice
Career:

Blocks
Season: 2, twice
Career:

Steals:
Season: 2, vs. Illinois State, 11/21/22
Career:

Minutes Played
Season: 23, twice

Top Career Scoring Games

- 11, vs. Missouri, 3/1/23
- 9, vs. South Carolina, 2/18/23
- 9, at Georgia, 2/14/23
- 9, vs. Tennessee, 1/21/23
- 8, vs. Vanderbilt, 2/23/23
- 8, vs. UNO, 11/17/22
- 6, at Ole Miss, 2/25/23
- 6, vs. Kansas State, 11/23/22
- 5, at Alabama, 1/14/23
- 5, vs. Arkansas State, 11/12/22

Complete bio

Reed's Freshman Season (2022-23)

Started his first collegiate game at LSU, playing 23 minutes with three points ... Best scoring game of the season, hitting all three field goal attempts in an eight-point effort against UNO (11/17) ... Best rebound total of 7 at Alabama (1/14) ... Season high of nine points against Tennessee (1/21), hitting 3-of-5 field goals ... Equaled his season high in points (2/14) at Georgia with nine and for second time in three games had three field goals ... Has his first career double figure scoring game with 11 pts and seven rebounds against Missouri (3/1).

Reed's Game-by-Game Statistics

OPPONENT	MIN	FG	3FG	FT	REB	PF/D	A	TO	BLK	STL	PTS	+/-
Kansas City	23	1-4	0-1	1-1	3	3	1	1	1	0	3	+5
Arkansas State	22	0-3	0-0	5-6	3	2	0	2	1	1	5	+15
UNO	21	3-3	0-0	2-4	6	4	0	1	0	1	8	+10
vs. Illinois State	19	1-1	0-0	2-8	4	3	1	3	0	2	4	+11
vs. Akron	19	1-3	1-1	0-0	4	0	1	0	0	0	3	+6
vs. Kansas State	23	2-3	0-1	2-2	0	3	2	3	1	0	6	+3
Wofford	20	1-4	0-0	0-0	5	0	2	2	0	1	2	-11
UT Arlington	14	1-3	1-1	0-0	5	1	0	1	1	0	3	-4
vs. Wake Forest	9	0-0	0-0	1-4	0	1	0	0	0	0	1	-8
NC Central	12	0-1	0-0	0-0	2	2	0	0	0	0	0	-3
Winthrop	12	1-1	0-0	0-0	3	0	0	2	0	1	2	-10
East Tennessee State	13	2-2	0-0	0-0	1	2	0	1	1	1	4	+1
Arkansas	11	0-5	0-0	0-0	2	3	0	0	0	0	0	-5
at Kentucky	14	1-3	0-0	0-0	2	3	1	0	0	0	2	-6
at Texas A&M	10	0-2	0-0	0-0	2	1	0	1	1	0	0	-7
Florida	3	0-0	0-0	0-0	0	3	0	0	0	0	0	-5
at Alabama	17	2-4	0-1	1-4	7	2	0	2	0	0	5	-16
Auburn	9	0-1	0-0	0-2	5	1	0	0	1	1	0	-1
Tennessee	22	3-5	0-1	3-7	5	1	0	3	0	0	9	-19
at Arkansas	28	1-5	0-0	0-0	3	3	1	3	1	0	2	-16
Texas Tech	15	0-0	0-0	3-4	3	1	0	1	1	0	3	+3
at Missouri	3	0-0	0-0	0-2	2	2	0	0	0	0	0	-5
Alabama	5	0-0	0-0	0-0	0	2	0	0	0	0	0	-6
at Mississippi State	12	3-4	0-0	0-1	3	0	1	1	0	0	6	0
Texas A&M	12	1-2	0-0	1-2	5	3	0	4	1	0	3	-6
at Georgia	16	3-6	1-1	2-2	6	5-1	0	3	0	0	9	+8
South Carolina	13	3-5	0-0	3-6	1	4	0	0	0	0	9	-2
Vanderbilt	15	3-4	0-0	2-3	2	5-1	0	1	2	0	8	+2
at Ole Miss	21	3-6	0-2	0-0	4	1	0	3	0	0	6	-15
Missouri	20	3-6	1-2	4-4	7	1	0	0	2	0	11	-2
at Florida												
SEC Tournament												

Reed's Career Stats

YEAR	GP-GS	MIN/AVG	FG-FGA	PCT.	3FG-FGA	PCT.	FT-FTA	PCT.	REB-AVG	PF-FO	AST	TO	BLK	STL	PTS-AVG.
22-23	30-9	455/15.2	39-86	.453	4-11	.364	32-62	.516	95-3.2	62-2	10	38	14	8	114-3.8
Totals	30-9	455/15.2	39-86	.453	4-11	.364	32-62	.516	95-3.2	62-2	10	38	14	8	114-3.8



TYRELL WARD

Forward • 6-6 • 185 • Freshman • HS • Washington, D. C. (DeMatha Catholic HS)

15

Top Performances

Points
Season: 15, vs. Texas A&M, 2/11/23
Career:

Rebounds
Season: 4, vs. Missouri, 3/1/23
Career:

Field Goals Made
Season: 5, vs. Texas A&M, 2/11/23
Career:

3 PT FG Made
Season: 2, five times
Career:

Free Throws Made
Season: 3, vs. Texas A&M, 2/4/23
Career:

Assists
Season: 3, vs. Missouri, 3/1/23
Career:

Blocks
Season: 1, vs. Texas A&M, 2/11/23
Career:

Steals
Season: 4, at Miss. State, 2/8/23
Career:

Minutes Played
Season: 30, vs. Texas A&M, 2/11/23

Top Career Scoring Games

- 15 vs. Texas A&M, 2/11/23
- 9 at Ole Miss, 2/25/23
- 8 vs. Vanderbilt, 2/22/23
- 6 at Missouri, 2/1/23
- 6 vs. Florida, 1/10/23
- 5 vs. Missouri, 3/1/23
- 5 at Miss. State, 2/8/23
- 3 vs. South Carolina, 2/18/23
- 3 vs. UNO, 11/17/22
- 2 three times

Complete bio

Ward's Freshman Season (2022-23)

After not playing for three games (Coach's Decision), Ward comes off the bench to play 17 minutes against Florida and hits 2-of-3 three-pointers and scores season high 6 points against Florida (1/10) ... Equalled his season high of six points by hitting two three pointers at Missouri (2/1) ... First college start against Alabama (2/4), playing 20 minutes with two points ... Scored collegiate high of 15 against Texas A&M (2/11) with 5-of-9 field goals, 2 treys, 3 free throws ... Second highest scoring game of the season with eight points on 3-of-3 shooting, including two treys vs. Vandy (2/22) ... Second highest scoring game of the season with nine at Ole Miss (with two 3pt FGs for second straight game) (2/25)

Ward's Game-by-Game Statistics

2022-23	MIN	FG	3FG	FT	REB	PF/D	A	TO	BLK	STL	PTS	+/-
OPPONENT												
Kansas City	DNP-Coach's Decision											
Arkansas State	4	0-1	0-1	0-0	0	0	0	0	0	0	0	-3
UNO	10	1-3	1-2	0-0	0	2	0	0	0	0	3	+1
vs. Illinois State	3	0-0	0-0	0-0	1	1	0	0	0	1	0	+3
vs. Akron	6	0-1	0-1	0-0	1	0	0	0	0	1	0	+3
vs. Kansas State	4	1-2	0-1	0-0	2	1	0	0	0	1	2	+2
Wofford	DNP-Coach's Decision											
UT Arlington	4	0-1	0-0	0-0	1	0	0	0	0	0	0	-5
vs. Wake Forest	DNP-Coach's Decision											
NC Central	DNP-Coach's Decision											
Wlnthrop	DNP-Coach's Decision											
East Tennessee State	3	0-0	0-0	0-0	0	0	0	1	0	0	0	-3
Arkansas	DNP-Coach's Decision											
at Kentucky	DNP-Coach's Decision											
at Texas A&M	DNP-Coach's Decision											
Florida	17	2-4	2-3	0-0	1	0	0	0	0	0	6	+2
at Alabama	14	1-6	0-2	0-0	2	0	1	0	0	2	2	-11
Auburn	3	0-1	0-1	0-0	0	1	0	0	0	0	0	-6
Tennessee	DNP-Coach's Decision											
at Arkansas	2	0-0	0-0	0-0	0	0	0	1	0	0	0	-8
Texas Tech	DNP-Coach's Decision											
at Missouri	8	2-5	2-3	0-0	0	4	0	1	0	0	6	-8
Alabama	20	0-3	0-2	2-4	1	1	1	0	0	1	2	-2
at Mississippi State	24	2-7	1-3	0-0	2	3	1	2	0	4	5	-12
Texas A&M	30	5-9	2-5	3-4	3	4	0	2	1	1	15	-5
at Georgia	22	2-6	1-3	2-2	3	3	0	2	0	1	7	-1
South Carolina	15	1-3	1-2	0-0	2	2	1	1	0	0	3	-15
Vanderbilt	18	3-3	2-2	0-0	2	3	1	0	0	1	8	-1
at Ole Miss	24	3-5	2-4	1-1	1	1	0	0	0	1	9	-8
Missouri	28	1-5	1-4	2-2	4	4	3	0	0	2	5	-2
at Florida												
SEC Tournament												

Ward's Career Stats

YEAR	GP-GS	MIN/AVG	FG-FGA	PCT.	3FG-FGA	PCT.	FT-FTA	PCT.	REB.-AVG	PF-FO	AST	TO	BLK	STL	PTS-AVG.
22-23	20-7	262/13.1	24-65	.369	15-39	.385	10-13	.769	26-1.3	30-0	8	10	1	16	73-3.7
TOTALS	20-7	262/13.1	24-65	.369	15-39	.385	10-13	.769	26-1.3	30-0	8	10	1	16	73-3.7



DEREK FOUNTAIN

Forward • 6-10 • 225 • Junior • TR • Holly Springs, Mississippi (Miss. State)

20

Top Performances

Points	
Season:	26, vs. Alabama, 2/4/23
Career:	26, vs. Alabama, 2/4/23

Rebounds	
Season:	14, vs. NCCU, 12/13/22
Career:	14, vs. NCCU, 12/13/22

Field Goals Made	
Season:	6, three times
Career:	8, vs. LSU, 2/10/21

3 PT FG Made	
Season:	2, twice
Career:	4, vs. LSU, 2/10/21

Free Throws Made	
Season:	12, vs. Alabama, 2/4/23
Career:	12, vs. Alabama, 2/4/23

Assists	
Season:	2, seven times
Career:	3, three times

Blocks	
Season:	4, vs. Alabama, 2/4/23
Career:	4, vs. Alabama, 2/4/23

Steals	
Season:	7, vs. UNO, 11/17/22
Career:	7, vs. UNO, 11/17/22

Minutes Played	
Season:	35, vs. Alabama, 2/4/23

Top Career Scoring Games

- 26 -- vs. Alabama, 2/4/23
- 20 -- vs. LSU, 2/10/21
- 17 -- vs. NCCU, 12/13/22
- 15 -- vs. UNO, 11/17/22
- 15 -- vs. Louisiana Tech, 3/27/21
- 14 -- vs. Arkansas, 12/28/22
- 13 -- vs. South Carolina, 2/18/23
- 11 -- at Missouri, 2/1/23
- 11 -- vs. ETSU, 12/21/22
- 11 -- vs. Wake Forest, 12/10/22

Complete bio

Junior Season (2022-23)

Fountain has a strong 17 minutes off the bench, hitting four field goals and 6-of-6 at the line vs. UNO (11/17) to score 15 points with 7 steals ... Started his first LSU game against Wake Forest (12/10), played 30 minutes and scored 11 points ... At his first college double double with 17 points and 14 rebounds against NCCU (12/13) ... Second double double in the win over Arkansas (12/28) with 14 points, 10 rebounds ... Sixth double figure scoring game against Texas Tech with 10 (1/28) ... Back-to-back double figure games at Mizzou (2/1) and his third double of the year with 11 points and 11 rebounds ... Posted his college career high vs. Alabama (2/4), with 26 points on 6-of-9 shooting, two treys and 12-of-15 at the free throw line ... Also had two assists and four blocks ... Fourth consecutive double figure scoring game (longest streak of the season) for Fountain with 10 points on his return to Miss. State (2/8) ... 10th double figure game against South Carolina (13 pts) 6-of-10 from field (2/18)

Fountain's Game-by-Game Statistics

2022-23	MIN	FG	3FG	FT	REB	PF/D	A	TO	BLK	STL	PTS	+/-
OPPONENT												
Kansas City	11	1-1	0-0	2-2	3	3	0	1	0	1	4	+5
Arkansas State	19	0-1	0-0	0-0	5	1	0	2	0	0	0	0
UNO	17	4-5	1-1	6-6	8	1	2	1	0	7	15	+20
vs. Illinois State	20	2-2	0-0	0-0	3	2	1	2	0	0	4	+6
vs. Akron	21	2-3	0-0	1-1	3	4	1	1	2	1	5	+9
vs. Kansas State	13	1-2	0-0	1-2	1	3	0	1	0	0	3	-4
Wofford	13	0-0	0-0	2-2	1	5-1	0	0	0	2	2	+13
UT Arlington	19	3-5	1-1	1-2	6	4	0	2	0	0	8	+15
vs. Wake Forest	30	4-5	0-0	3-6	5	1	0	2	0	4	11	+13
NC Central	30	6-9	0-0	5-9	14	2	1	0	2	1	17	+11
Winthrop	31	4-7	0-1	0-0	7	4	2	0	1	2	8	+15
East Tennessee State	27	4-5	0-0	3-3	8	3	2	3	0	1	11	+3
Arkansas	29	5-9	0-1	4-5	10	2	1	2	1	2	14	+8
at Kentucky	25	3-4	0-0	0-0	8	2	2	1	0	1	6	+6
at Texas A&M	21	1-3	0-0	0-0	3	5-1	1	1	0	1	2	-8
Florida	30	3-4	0-0	2-2	6	5-1	2	3	0	1	8	+8
at Alabama	21	0-9	0-4	9-10	2	1	0	3	0	1	9	-22
Auburn	26	1-6	0-1	0-0	5	2	0	2	1	1	2	-17
Tennessee	20	2-3	0-0	2-2	3	3	0	3	0	0	6	-8
at Arkansas	24	1-3	0-0	3-4	6	4	1	2	0	2	5	-8
Texas Tech	22	3-5	0-1	4-4	6	3	0	0	1	0	10	-2
at Missouri	31	5-12	0-1	1-3	11	3	0	0	0	1	11	-4
Alabama	35	6-9	2-3	12-15	7	2	2	0	4	0	26	-4
at Mississippi State	28	3-3	1-1	3-3	4	0	2	3	0	2	10	-11
Texas A&M	28	2-5	0-1	0-0	3	4	2	0	0	0	4	-8
at Georgia	15	3-5	2-4	0-0	2	3	1	3	0	2	8	-4
South Carolina	27	6-10	0-1	1-1	4	3	0	0	1	1	13	-6
Vanderbilt	20	1-5	0-0	0-0	6	4	2	0	1	0	2	+1
at Ole Miss	19	2-3	0-0	0-0	4	2	0	2	0	0	4	+2
Missouri												
at Florida												
SEC Tournament												

Fountain's Career Stats

YEAR	GP-GS	MIN/AVG	FG-FGA	PCT.	3FG-FGA	PCT.	FT-FTA	PCT.	REB-AVG	PF-FO	AST	TO	BLK	STL	PTS-AVG
AT MISS. STATE															
20-21	19-10	375/19.7	40-83	.482	15-39	.385	7-11	.636	57-3.0	30-0	17	23	9	10	102-5.4
21-22	25-3	210/8.4	15-44	.341	2-12	.167	14-18	.778	44-1.8	17-0	11	8	6	11	46-1.8
AT LSU															
22-23	30-22	696/23.2	81-149	.544	7-21	.333	67-86	.779	158-5.3	81-3	26	40	14	34	236-7.9
TOTALS	74-35	1281/17.3	136-276	.493	24-72	.333	88-115	.765	259-3.5	128-3	54	71	29	55	384-5.2



PARKER EDWARDS

Guard • 6-2 • 220 • Senior • 3L • Covington, Louisiana (Southeastern)

30

Top Performances

Points	
Season:	6, vs. Missouri, 3/1/23
Career:	25, vs. LSU, 11/6/18 (SE)

Rebounds	
Season:	
Career:	3, vs. William Carey, 11/9/18 (SE)

Field Goals Made	
Season:	2, vs. Missouri, 3/1/23
Career:	7, vs. LSU, 11/6/18 (SE)

3 PT FG Made	
Season:	2, vs. Missouri, 3/1/23
Career:	6, vs. LSU, 11/6/18 (SE)

Free Throws Made	
Season:	
Career:	5, vs. LSU, 11/6/18 (SE)

Assists	
Season:	
Career:	2, vs. William Carey, 11/9/18 (SE)

Blocks	
Season:	
Career:	2, vs. William Carey, 11/9/18 (SE)

Steals	
Season:	
Career:	3, vs. William Carey, 11/9/18 (SE)

Minutes Played	
Season:	6, vs. Missouri, 3/1/23

Top Career Scoring Games

- 25, vs. LSU, 11/6/18
- 16, at Central Arkansas, 2/9/19
- 14, vs. McNeese, 2/16/19
- 11, at TTU, 11/13/18
- 11, vs. William Carey, 11/9/18
- 6, vs. Missouri, 3/1/23
- 6, vs. McNeese, 11/18/21
- 6, vs. Nicholls, 2/9/19
- 3, five times

[Complete bio](#)

Senior Season (2022-23)


Started his first game of his career against Missouri (3/1) on senior night and promptly hit two three pointers on LSU's first two trips down court ... Played six minutes

Edwards' Game-by-Game Statistics

2022-23	MIN	FG	3FG	FT	REB	PF/D	A	TO	BLK	STL	PTS	+/-
OPPONENT												
Kansas City	DNP-Coach's Decision											
Arkansas State	DNP-Coach's Decision											
UNO	1	0-1	0-1	0-0	0	0	0	0	0	0	0	0
vs. Illinois State	DNP-Coach's Decision											
vs. Akron	DNP-Coach's Decision											
vs. Kansas State	DNP-Coach's Decision											
Wofford	DNP-Coach's Decision											
UT Arlington	DNP-Coach's Decision											
vs. Wake Forest	DNP-Coach's Decision											
NC Central	DNP-Coach's Decision											
Winthrop	DNP-Coach's Decision											
East Tennessee State	DNP-Coach's Decision											
Arkansas	DNP-Coach's Decision											
at Kentucky	DNP-Coach's Decision											
at Texas A&M	DNP-Coach's Decision											
Florida	DNP-Coach's Decision											
at Alabama	DNP-Coach's Decision											
Auburn	DNP-Coach's Decision											
Tennessee	DNP-Coach's Decision											
at Arkansas	DNP-Coach's Decision											
Texas Tech	DNP-Coach's Decision											
at Missouri	DNP-Coach's Decision											
Alabama	DNP-Coach's Decision											
at Mississippi State	DNP-Coach's Decision											
Texas A&M	DNP-Coach's Decision											
at Georgia	DNP-Coach's Decision											
South Carolina	DNP-Coach's Decision											
Vanderbilt	DNP-Coach's Decision											
at Ole Miss	DNP-Coachs' Decision											
Missouri	6	2-2	2-2	0-0	0	1	0	0	0	0	6	+4
at Florida												
SEC Tournament												

Parker Edwards' Career Stats

YEAR	GP-GS	MIN/AVG	FG-FGA	PCT.	3FG-FGA	PCT.	FT-FTA	PCT.	REB-AVG	PF-FO	AST	TO	BLK	STL	PTS-AVG.
AT SOUTHEASTERN															
18-19	27-0	165-6.1	30-74	.405	24-64	.375	15-20	.750	11-0.4	17-0	7	6	2	6	99-3.7
AT LSU															
20-21	5-0	15-2.9	0-3	.000	0-2	.000	0-0	.000	4-0.8	1-0	0	0	0	0	0-0.0
21-22	7-0	34/4.8	3-12	.250	2-7	.286	3-3	1.000	1-0.1	2-0	1	1	0	1	11-1.6
22-23	2-1	7/3.6	2-3	.667	2-3	.667	0-0	.000	0-0.0	1-0	0	0	0	0	6-3.0
TOTALS	41-1	220/5.4	35-92	.380	28-76	.368	18-23	.783	16-0.4	21-0	8	7	2	7	116-2.8



SHAWN PHILLIPS

Forward • 7-0 • 245 • Freshman • HS • Dayton, Ohio (Dream City Christian School)

34

Top Performances

Points
Season: 4, twice
Career:

Rebounds
Season: 5, at Miss. State, 2/8/23
Career:

Field Goals Made
Season: 2, vs. Alabama, 2/4/23
Career:

3 PT FG Made
Season:
Career:

Free Throws Made
Season: 4, vs. UNO, 11/17/22
Career:

Assists
Season: 1, twice
Career:

Blocks
Season: 2, at Miss. State, 2/8/23
Career:

Steals
Season: 2, vs. Texas A&M, 2/12/23
Career:

Minutes Played
Season: 13, at Alabama, 1/14/23

Top Career Scoring Games

1. 4 vs. Alabama, 2/4/23
- 4 vs. UNO, 11/17/22
2. 2 vs. Texas A&M, 2/11/23
- 2 at Alabama, 1/14/23

Complete bio

Freshman Season (2022-23)

Phillips' Game-by-Game Statistics

2022-23	OPPONENT	MIN	FG	3FG	FT	REB	PF/D	A	TO	BLK	STL	PTS	+/-
	Kansas City	2	0-1	0-0	0-0	0	2	0	0	0	0	0	-5
	Arkansas State	2	0-0	0-0	0-0	1	0	0	1	0	0	0	-2
	UNO	4	0-0	0-0	4-4	1	4	1	1	0	0	4	-3
	vs. Illinois State	1	0-0	0-0	0-0	0	0	0	0	0	0	0	-4
	vs. Akron	DNP-Coach's Decision											
	vs. Kansas State	DNP-Coach's Decision											
	Wofford	DNP-Coach's Decision											
	UT Arlington	DNP-Coach's Decision											
	vs. Wake Forest	DNP-Coach's Decision											
	NC Central	DNP-Coach's Decision											
	Wlnthrop	DNP-Coach's Decision											
	East Tennessee State	DNP-Coach's Decision											
	Arkansas	4	0-1	0-0	0-0	1	0	0	0	0	0	0	+2
	at Kentucky	3	0-0	0-0	0-0	0	1	0	0	0	0	0	-2
	at Texas A&M	1	0-0	0-0	0-0	0	0	0	0	0	0	0	-2
	Florida	DNP-Coach's Decision											
	at Alabama	13	1-2	0-0	0-0	4	1	0	1	0	1	2	-13
	Auburn	3	0-0	0-0	0-0	0	0	0	0	0	0	0	-3
	Tennessee	4	0-0	0-0	0-0	0	0	0	0	0	0	0	-1
	at Arkansas	DND-injury											
	Texas Tech	DNP-Coach's Decision											
	at Missouri	10	0-0	0-0	0-0	2	0	1	0	0	1	0	+6
	Alabama	5	2-2	0-0	0-0	1	1	0	0	0	1	4	-8
	at Mississippi State	11	0-1	0-0	0-0	5	3	0	0	2	1	0	-7
	Texas A&M	8	1-2	0-0	0-1	2	2	0	0	1	0	2	+2
	at Georgia	11	0-0	0-0	0-0	7	2	0	2	0	0	0	-13
	South Carolina	9	0-1	0-0	0-2	3	1	1	0	1	0	0	+3
	Vanderbilt	10	0-0	0-0	0-0	2	4	1	0	0	0	0	+1
	at Ole Miss	4	0-0	0-0	0-0	0	0	0	0	0	0	0	-6
	Missouri	DNP-Coach's Decision											
	at Florida												
	SEC Tournament												

Phillips' Career Stats

YEAR	GP-GS	MIN/AVG	FG-FGA	PCT.	3FG-FGA	PCT.	FT-FTA	PCT.	REB-AVG	PF-FO	AST	TO	BLK	STL	PTS-AVG.
22-23	18-0	106/5.9	4-10	.400	0-0	.000	4-7	.571	29-1.6	21-0	4	5	4	4	12-0.7
TOTALS	18-0	106/5.9	4-10	.400	0-0	.000	4-7	.571	29-1.6	21-0	4	5	4	4	12-0.7



ADAM MILLER

Guard • 6-3 • 190 • Sophomore • RS • Peoria, Illinois (Illinois)

44

Top Performances

Points	
Season:	26, twice
Career:	28, vs. NC A&T, 11/25/20

Rebounds	
Season:	5, twice
Career:	7, twice

Field Goals Made	
Season:	9, three times
Career:	10, vs. NC A&T, 11/25/20

3 PT FG Made	
Season:	6, vs. Wofford, 11/27/22
Career:	6, twice

Free Throws Made	
Season:	9, vs. Vanderbilt, 2/22/23
Career:	9, vs. Vanderbilt, 2/22/23

Assists	
Season:	5, at Ole Miss, 2/25/23
Career:	5, at Ole Miss, 2/25/23

Blocks	
Season:	1, four times
Career:	1, five times

Steals	
Season:	2, five times
Career:	2, 10 times

Minutes Played	
Season:	39, twice

Top Career Scoring Games

- 28, vs. NC A&T, 11/25/20
- 26, vs. Wofford, 11/26/22
- 26, vs. Ark. State, 11/12/22
- 23, vs. Akron, 11/22/22
- 20, vs. Texas Tech, 1/28/23
- 18, vs. Vanderbilt, 2/22/23
- 18, vs. Texas A&M, 2/11/23
- 18, vs. Kansas City, 11/9/22
- 18, vs. Nebraska, 2/25/21
- 17, vs. Missouri, 3/1/23

Complete bio

Sophomore Season (2022-23)

In his first action since March 2021, Miller played 34 minutes and hit four treys in an 18-point performance ... Miller was just two below his career scoring average with 26 against Arkansas State (11/22) ... 26 for the second time this season, this time against Wofford (11/27) ... Tied career high with six treys, including one late that put LSU ahead for good ... Five treys in the game at Kentucky (1/3), most since Nov. 27, ninth double figure scoring game of the season ... Second straight game for the Tigers with five three-point field goals (at A&M, 1/7) ... Fourth 20th point game of season vs. Texas Tech (1/28) ... 18 points with 9-of-10 free throws, a season high 5 rebounds and three assists in win over Vandy (2/22) ... 15 in the loss at Ole Miss with five assists (2/25) ... Posts his third straight double figure game with 17 points, hitting 5-of-9 treys with three assists.

Miller's Game-by-Game Statistics

2022-23	OPPONENT	MIN	FG	3FG	FT	REB	PF/D	A	TO	BLK	STL	PTS	+/-
	Kansas City	34	6-14	4-9	2-2	3	0	2	1	0	2	18	+11
	Arkansas State	39	9-15	4-9	4-4	3	1	1	0	0	0	26	+7
	UNO	23	2-8	1-7	2-2	2	1	1	1	0	1	7	+17
	vs. Illinois State	32	2-9	1-5	8-8	0	1	3	1	0	0	13	+15
	vs. Akron	39	9-15	5-9	0-0	2	4	2	6	0	0	23	+16
	vs. Kansas State	30	4-12	2-8	1-2	2	3	1	1	0	0	11	-6
	Wofford	38	9-13	6-9	2-4	4	1	0	3	1	2	26	+4
	UT Arlington	37	3-8	2-7	3-4	1	1	0	3	1	1	11	+4
	vs. Wake Forest	37	1-10	1-6	0-0	1	1	1	2	0	0	3	-1
	NC Central	28	0-10	0-8	1-2	1	3	2	3	0	0	1	+10
	Wlnthrop	32	5-15	2-10	2-2	3	1	3	2	1	0	14	+6
	East Tennessee State	32	3-10	0-5	3-3	2	0	1	2	0	1	9	+7
	Arkansas	29	2-9	1-3	2-2	4	1	2	1	0	0	7	-6
	at Kentucky	33	5-15	5-13	0-0	1	0	2	0	0	0	15	0
	at Texas A&M	34	5-10	5-8	1-2	1	1	1	1	0	1	16	-11
	Florida	34	2-12	1-8	3-4	3	3	0	3	0	1	8	-13
	at Alabama	31	2-5	2-2	3-5	4	3	1	1	0	0	9	-26
	Auburn	36	2-11	1-8	0-0	3	3	3	4	0	1	5	-17
	Tennessee	29	1-5	0-3	1-1	2	3	0	6	0	0	3	-18
	at Arkansas	34	3-12	1-6	2-3	0	2	1	1	0	1	9	-14
	Texas Tech	34	6-12	5-10	3-4	3	4	1	2	0	2	20	-4
	at Missouri	34	3-12	3-11	2-2	1	1	1	4	0	4	11	-9
	Alabama	29	1-9	1-5	2-2	4	3	2	0	0	3	5	-5
	at Mississippi State	38	4-11	1-6	1-1	2	2	3	3	1	1	10	-11
	Texas A&M	36	6-15	4-10	2-4	2	4	2	0	1	0	18	-10
	at Georgia	31	2-10	2-8	0-0	2	2	2	1	0	0	6	-1
	South Carolina	28	1-6	1-6	0-0	3	1	1	1	1	1	3	-1
	Vanderbilt	33	4-10	1-4	9-10	5	3	3	3	0	2	18	-1
	at Ole Miss	37	4-11	3-9	4-4	5	1	5	3	0	1	15	-15
	Missouri	37	5-10	.5-9	2-2	0	0	3	6	0	0	17	-6
	at Florida												
	SEC Tournament												

Adam Miller's Career Stats

YEAR	GP-GS	MIN/AVG	FG-FGA	PCT.	3FG-FGA	PCT.	FT-FTA	PCT.	REB-AVG	PF-FO	AST	TO	BLK	STL	PTS-AVG
AT ILLINOIS															
20-21	31-31	792/25.5	90-230	.391	52-153	.450	26-38	.684	86-2.8	71-1	25	33	1	18	258-8.3
AT LSU															
22-23	30-30	999/33.3	111-324	.343	70-221	.317	65-79	.823	69-2.3	54-0	50	65	6	25	357-11.9
TOTALS	61-61	1791/29.4	201-554	.363	122-374	.326	91-117	.778	155-2.5	125-1	75	98	7	43	615-10.1

2022-23 Starting Lineups

GAMES TOTAL (GAME #)	GUARD	GUARD	GUARD/ FORWARD	FORWARD	FORWARD/ CENTER	W-L	PCT.
Game 1, 2, 3, 4, 5, 6, 7, 8	Hill	Miller	Reed	Wilkinson	KJ Williams	7-1	.875
Game 9	Hill	Miller	Fountain	Wilkinson	KJ Williams	1-0	1.000
Game 10, 11, 12, 13, 14	Hill	Miller	Hayes	Fountain	KJ Williams	4-1	.800
Game 15	Hannibal	Miller	Hayes	Fountain	KJ Williams	0-1	.000
Game 16, 17	Hannibal	Miller	Hill	Fountain	KJ Williams	0-2	.000
Game 18, 19, 21, 22	J. Williams	Miller	Hayes	Fountain	KJ Williams	0-4	.000
Game 20	J. Williams	Miller	Reed	Fountain	KJ Williams	0-1	.000
Game 23, 24	J. Williams	Miller	Ward	Fountain	KJ Williams	0-2	.000
Game 25	Hill	Miller	Ward	Fountain	KJ Williams	0-1	.000
Game 26, 27, 28, 29	Hays	Miller	Ward	Fountain	KJ Williams	1-3	.250
Game 30	Hayes	Miller	Edwards	Fountain	KJ Williams	0-1	.000

Tigers Record When ...

CATEGORY	22-23	21-22
Lead After First Half	10-4	16-4
Lead After 30 Minutes	11-1	15-2
Lead After 35 Minutes	10-1	18-3
Outshoot Opponent	11-1	21-1
Ourrebound Opponent	8-6	13-4
More Assists	11-3	15-5
More FT Attempts	10-9	11-1
More 3FG Made	7-7	9-4
More Turnovers	2-10	5-3
More Points In Paint	9-4	19-5
More 2nd Chance Points	5-10	12-5
More Fast Break Points	8-4	19-7
More Points Off Turnovers	9-3	20-5
More Bench Points	8-7	18-8
Shoot Under 40 Percent	1-8	3-8
Shoot 40-49 Percent	7-9	12-4
Shoot 50-59 Percent	3-0	7-0
Shoot over 60 Percent		
Grab 40+ Rebounds	4-2	11-1
Grab 50+ Rebounds		2-0
Post 15+ Assists	7-2	10-3
Grabs 10+ Steals	2-1	16-4
Score Below 70 Points	5-13	7-1
Score 70-79 Points	5-4	7-3
Score 80-89 Points	2-0	6-0
Score 90-99 Points	1-0	1-0
Score 100 or More Points		1-0

CATEGORY	22-23	2021-22
Trail After First Half	3-13	6-8
Trail After 30 Minutes	2-13	5-10
Trail After 35 Minutes	2-16	2-9
Outshot by Opponent	2-16	1-11
Outrebounded by Opp.	5-8	6-7
More Assists by Opponent	1-13	5-4
More FT Attempts By Opp.	2-8	10-8
More 3FG by Opponent	4-9	10-7
More Turnovers by Opp.	10-6	15-8
More Pts In Paint by Opp.	3-13	2-6
More 2nd Chance Pts Opp.	7-7	10-6
More Fast Break Points Opp.	5-12	3-5
More Pts Off TOs by Opp.	3-14	3-5
More Bench Points by Opp.	4-10	5-3
Opp. Shoots Under 40 Pct.	5-1	16-2
Opp. Shoots 40-49 Pct.	6-12	6-9
Opp. Shoots 50-59 Pct.	2-4	0-1
Shoot over 60 percent		
Opps. Grabs 40+ Rebounds	1-1	3-5
Opp. Grabs 50+ Rebounds	0-1	
Opp. Posts 15+ Assists	0-8	1-3
Opp. Grabs 10+ Steals	0-1	2-3
Opp. Score Below 70 Points	9-7	21-3
Opp. Score 70-79 Points	3-5	1-9
Opp. Score 80-89 Points	1-4	
Opp. Score 90-99 Points		
Opp. Score 100 or More Pts.	0-1	

CATEGORY	22-23	21-22
Tied After First Half		
Tied After 30 Minutes	0-3	2-0
Tied After 35 Minutes	1-0	2-0
FG Percentage Tied		
Rebounds Tied	0-3	3-1
Assists tied	1-1	2-2
LSU 10+ 3FG Made	3-5	3-1
3 FG Made Tied	1-1	3-1
Opp. 10+ 3FG Made	2-5	2-3
2 Player With 10+ Rebounds	1-0	1-0
4 Players With 10+ Points	1-1	9-1
Gms Decided by 3 or Less	3-3	1-3
Games Decided by 4-5 Pts	2-1	3-3
Games Decided by 6-10 Pts	4-4	4-3
Games Decided by 11-19 Pts	3-6	7-3
Games Decided by 20+ Pts	1-3	7-0
In WHITE Uniforms	10-7	16-3
In PURPLE Uniforms	2-8	5-9
In GOLD Uniforms	1-2	1-0
Games in November	6-1	7-0
Games in December	6-0	5-1
Games in Janaury	0-8	4-4
Games in February	1-7	4-4
Games in March	0-1	2-3
Games on Mon/Tues/Wed.	7-9	11-5
Games on Sat/Sun	4-8	7-5
Games on Thurs/Friday	2-0	4-2

2022-23 Tigers by the Numbers

PLAYER	10+ PTS	20+ PTS	30+PTS	10+REB	5+AST	3+BLK	3+ STL			HIGH POINTS	HIGH REBS	HIGH ASSTS	HIGH STEALS	HIGH BLOCKS
0-Trae Hannibal	5			1	5		2			2	2	8	6	1
1-Cam Hayes	8	2			2		1			3	2	9	4	1
2-Corneilous Williams														
3-Justice Hill	7				7		3					12	5	
4-Kendal Coleman											1			5
5-Mwani Wilkinson											1	1	1	3
10-Brandon Egemo														
11-Justin Williams					5							4	1	1
12-KJ Williams	18	5	3	8		2	2			17	18		7	12
13-Jalen Reed											4	1	1	8
15-Tyrell Ward	1						1						3	1
20-Derek Fountain	8	1		3		1	2			2	6		7	5
21-Austin Montgomery														
25-Adam Benahayoune														
30-Parker Edwards														
34-Shawn Phillips											1			4
44-Adam Miller	12	4			1		2			7	1	3	4	5

Tiger Leaders

2022-23 Breakdown

PLAYER DOUBLE DOUBLES	PT/AST	PT/REB	15/10 GAMES	20/10 GAMES		DUNKS	
0-Trae Hannibal						3	
1-Cam Hayes						1	
2-Corneilous Williams							
3-Justice Hill						3	
4-Kendal Coleman						4	
5-Mwani Wilkinson							
10-Brandon Egemo							
11-Justice Williams							
12-KJ Williams		8 (35)	3	4		11	
13-Jalen Reed						6	
15-Tyrell Ward						1	
20-Derek Fountain		3 (3)	1			6	
21-Austin Montgomery							
25-Adam Benhayoune							
30-Parker Edwards							
34-Shawn Phillips						2	
44-Adam Miller						1	

Season Team Leaders

CATEGORY	PLAYER	TOTAL
Points	KJ Williams	520
Rebounds	KJ Williams	226
Off. Rebounds	KJ Williams	81
Assists	Justice Hill	80
Steals	KJ Williams	36
Blocks	KJ Williams	26
3PT FG Made	Adam Miller	70
2PT FG Made	KJ Williams	140
Free Throws Made	KJ Williams	78
Free Throw Attempts	KJ Williams	101
Minutes Played	Adam Miller	999
Games Started	Miller, KJ Williams	30
Scoring Dble Figures	KJ Williams	26

Miscellaneous Scoring

(LSU/Opponent)					
OPPONENT	Paint	OFF T/O	2ND CH	FAST BR.	BENCH
Kansas City	18/17	28/26	6/9	21/7	18/16
Arkansas State	18/30	23/16	5/12	2/7	4/6
UNO	32/26	22/7	14/13	15/4	51/19
Illinois State	40/32	16/12	12/4	6/17	22/16
Akron	22/10	13/14	8/9	4/2	12/9
Kansas State	28/28	13/16	9/1	3/10	10/19
Wofford	34/30	16/15	6/14	17/12	24/16
UT Arlington	20/34	11/7	10/20	7/4	29/17
Wake Forest	32/44	21/11	14/7	17/8	19/21
NCCU	38/26	9/14	18/5	9/14	10/17
Winthrop	42/40	21/11	3/14	9/11	15/1
ETSU	38/32	12/12	10/10	6/4	13/21
Arkansas	40/36	13/4	6/11	8/7	25/0
UK	26/34	4/7	6/12	2/8	16/4
Texas A&M	10/42	10/17	5/18	6/3	9/1
Florida	24/28	5/23	19/10	1/16	10/26
Alabama	30/18	2/19	8/32	8/15	33/50
Auburn	20/32	2/15	9/7	3/5	17/22
Tennessee	32/30	7/33	12/20	1/10	23/25
Arkansas	22/28	4/18	9/5	7/15	8/6
Texas Tech	24/26	17/18	20/14	11/13	13/11
Missouri	32/36	14/17	18/7	12/14	30/21
Alabama	22/24	7/3	6/4	5/7	24/31
Miss State	26/34	10/20	3/6	9/6	17/15
Texas A&M	22/18	13/16	13/6	2/2	14/18
Georgia	24/32	17/15	8/2	9/2	19/24
South Carolina	36/20	8/7	23/16	10/9	15/6
Vanderbilt	28/28	12/14	14/12	9/6	17/17
Ole Miss	24/42	4/16	10/9	3/16	12/27
Missouri	12/32	2/20	15/8	22/7	16/20

Notable

OPPONENT
Kansas City -- McMahon era gets off to winning start. Tigers struggle at times but lead for 39 minutes; KJ Williams 13-14 doubles; Hill 7 assists. 16 asts-24 FGM.
Arkansas St. -- Tigers hold A-State scoreless for seven minutes after Red Wolves closed game to two. Miller, KJ and Hill only players to make field goals.
UNO -- Tigers shut down UNO in the first half and then shoot 66.7 percent in the second half (16-of-24) for easy win. Derek Fountain off bench leads LSU with 15.
Illinois St. -- KJ Williams scored 33 points as LSU scores 45 first half points, while holding ISU to 18, shooting 59.3%. State has just 6 2-pt field goals in game.
Akron -- Tigers rally from 8 down in first half to take lead early in second half, holding Akron to 5 2H FGs to advance to finals of Cayman Islands Classic.
K-State - Tigers score at buzzer to force OT, but officials rule clock didn't start on time; reviewed final 4.7 seconds, disallowing potential tying shot by Hannibal.
Wofford -- LSU rallies from five points down with 4:26 to play. Allows no 3pt FGs in that time after allowing 11 in game. Tigers shoot 52.8% FG. Miller 26 pts.
UTA -- For the second straight game, LSU had to rally in the final minutes, this time down 4 with 6:49 to play. 10-0 run helps seal the game for LSU, 34 paint pts.
Wake Forest -- Tigers down 20, 39-19, late 1st half, rallies for win on a Juice Hill layup with 2.1 seconds to play. KJ Williams 35 pts-10 rebs, 30th career double.
NCCU -- Derek Fountain (17-14) & KJ Williams (18-12) double doubles; combining for 29 first half pts ... Fountain's 1st college double; Cam Hayes 1st LSU start.
Winthrop -- Tigers rally from 1 down at half, making 21-of-31 FGs in 2nd half; 54.7% for game; Hayes 25 pts; Hannibal 6 assts; no TO; 21-11 adv Pts Off TO.
ETSU -- Tigers go to 8-0 at home, holding off an ETSU rally in 2nd half; KJ Williams with 5th double of season (28-12); Tigers lead for 39:20; 16 assts; 27 FGs.
Arkansas -- LSU takes down No. 9 Razorbacks, taking the lead for good in the final 2:30 ... Hannibal 19 pts, Fountain double double; 13-4 advantage pts/TOS.
UK -- LSU showed toughness rallying back every time it appeared UK might sprint clear. Down 1 twice in last 2:30. KJ Williams 23 pts. 49.1 % FGs, 11 3FG.
Texas A&M -- LSU could never get going after falling behind shooting 28.6% in 1st half; A&M, 42-10 paint pts adv; KJ Williams gets 1,000th career rebound.
Florida -- 15 TOs, poor shooting, while Florida shot 55% in second half, including 9-12 from inside arc, allowed Gators to make big game swing to lead. KJ 23 pts.
Alabama -- Alabama makes 14-of-33 3 PT FGs in the first half as LSU struggles from field (29.5%) ... Out rebounded 52-38 ... KJ Williams, Cam Hayes 10 pts.

Stat Leaders

OPPONENT	POINTS	REBS	ASSTS	STLS	BLOCKS
Kansas City	Miller 18	KJ 14	Hill 7	Hill 4	KJ 3
Arkansas St.	Miller 26	Wilkinson 6	Hill 3	Hannibal 3	3 with 1
UNO	Fountain 15	Fountain 8	Hill 5	Fountain 7	Coleman 2
Illinois State	KJ Williams 33	KJ 8	Hill 5	3 with 2	3 with 1
Akron	Miller 23	2 with 5	3 with 3	KJ 3	Fountain 2
K-State	KJ Williams 17	KJ 10	Hannibal 4	Hannibal 4	3 with 1
Wofford	Miller 26	2 with 5	5 with 2	2 with 2	2 with 1
UT Arlington	KJ Williams 14	KJ Williams 9	Hill 5	KJ 2	3 with 1
Wake Forest	KJ Williams 35	KJ Williams 10	2 with 6	Fountain 4	KJ 1
NCCU	KJ Williams 18	Fountain 14	2 with 4	3 with 2	2 with 2
Winthrop	Hayes 25	2 with 7	Hannibal 6	2 with 2	Coleman 2
ETSU	KJ Williams 28	KJ Williams 12	Hill 5	KJ 3	Reed 1
Arkansas	Hannibal 19	Fountain 10	Hayes 3	2 with 2	3 with 1
UK	KJ Williams 23	Fountain 8	Hannibal 4	3 with 1	KJ 1
Texas A&M	Miller 16	KJ Williams 8	Hannibal 4	Hill 5	3 with 1
Florida	KJ Williams 23	Hannibal 12	Hill 6	Hannibal 2	none
Alabama	2 with 10	Reed 7	J Williams 5	Ward 2	none
Auburn	2 with 16	KJ Williams 8	Miller 3	KJ 2	KJ 2
Tennessee	KJ Williams 16	Reed 5	2 with 4	2 with 1	none
Arkansas	2 with 9	KJ Williams 11	J Williams 2	2 with 2	KJ 2
Texas Tech	KJ Williams 20	KJ Williams 9	J Williams 4	J. Williams 2	KJ 2
Missouri	KJ Williams 15	2 with 11	Hannibal 5	KJ 2	4 with 1
Alabama	Fountain 2	2 with 8	J Williams 4	Miller 3	Fountain 4
Miss. State	KJ Williams 11	2 with 5	Miller 3	Ward 4	Phillips 2
Texas A&M	Miller 18	Reed 5	Hayes 3	Hill 2	4 with 1
Georgia	KJ Williams 18	KJ Williams 9	Hayes 3	2 with 2	none
South Carolina	Hayes 25	Hayes 8	Hayes 4	Hayes 3	5 with 1
Vanderbilt	KJ Williams 35	KJ Williams 10	Hill 4	Miller 2	Reed 2
Ole Miss	KJ Williams 29	2 with 5	2 with 5	Hill 2	none
Missouri	KJ Williams 24	KJ Williams 14	Hayes 4	Ward 2	none

Notable

OPPONENT
Auburn -- LSU shoots less than 30 percent for second straight game; closes game 1st 5 minutes of 2nd half to 2 but can't sustain; KJ, Hannibal each get 16.
Tennessee -- Tigers outshoot Tennessee from field (47.7% & 59.1% 2nd half), but gives up 33 pts. off TOs (33-7). KJ Williams scores 2,000th career point.
Arkansas -- LSU makes just 3 FGs in first half, scoring just 14 points as Arkansas builds big lead. KJ 11 rebounds. First gm no Tigers scores in double figures.
Texas Tech -- Tigers rally from eight down at half to get a 56-51 lead, but a good offensive day goes quiet, making just 1-12 last 7:33 from field. KJ 20 pts.
Missouri -- Tigers get offense going but can't withstand 11 first-half threes from Missouri ... Six LSU players in double figures; KJ and Fountain both double.
Alabama -- LSU rallies from 8 down at half to within two three times in second half. Derek Fountain career high 26 points; 40-35 reb. adv.; 13-4 off. rebs.
Miss. State -- Tigers have two 10-0 runs in first half, two of their best in SEC play, to give LSU 6-pt lead. State comes back with 18-1 run to take control.
Texas A&M -- LSU unable to get going in first half; behind 27 at half; cut game to 8 four times in 2nd half; Tyrell Ward has first double figure game with 15 pts.
UGA -- Tigers have their best chance to win in 2023, scoring with 11 seconds left before UGA counters on other end for the winning bucket with 4.4 to play.
South Carolina -- Gamecocks make first 5 three-pointers to get advantage they would not lose. Cam Hayes 2nd time with 25 pts; also 8 rebs, 4 assts, 3 stls.
Vanderbilt -- Tigers break 14-game losing streak with best total effort of season, leading 29 minutes . KJ Williams 35 pts-10 rebounds-5 treys; Miller 18 pts.
Ole Miss -- LSU holds advantage for nine minutes before Rebels come storming back to take 9-pt halftime lead, then shoot 62 percent in 2nd half; KJ 29 pts.
Missouri -- LSU leads for 36 minutes of the game, hits 11 threes in the first half, led 13 at intermission; Missouri rallies for win as LSU commits 10 turnovers.

The Last Time LSU ...

ALL GAMES

Scoring

Less Than 50 points	40 -- at Arkansas (40-60), 1/24/23
80 or more points	84 -- vs. Vanderbilt (84-77), 2/22/23
90 or more points	91 -- vs. UNO (91-62), 11/17/22
100 or more points	101 -- vs. ULM (101-39), 11/9/21

Opponents Scoring

Less than 50 points	49 -- by NW St. (49-89), 12/14/21
80 or more points	81 -- by Missouri (81-76), 3/1/23
90 or more points	91 -- by UGA (91-78), 2/23/21
100 or more points	116 -- by Alabama (106-66), 1/14/23

Field Goal Percentage

Shot less than 30 %	25.9 -- at Arkansas (14-54), 1/24/23
Shot 50 % or more	54.7 -- vs. Winthrop (35-64), 12/17/22
Shot 60 % or more	61.3 -- at Miss. State (38-62), 2/10/21
Shot 70 % or more	70.3 -- vs. Centenary (45-64), 1/15/03

Opponents Field Goal Percentage

Shot less than 30 %	25.9 -- by Akron (14-54), 11/22/22
Shot 50 % or more	55.2 -- by Ole Miss (32-58), 2/25/23
Shot 60 % or more	60.0 -- by Georgia (27-45), 2/6/14

Three-Point FG Percentage

Shot less than 10 %	9.5 -- vs. Miss. St. (2-21), 1/11/20
Shot 40 % or more	50.0 -- vs. Missouri (14-28), 3/1/23
Shot 50 % or more	50.0 -- vs. Missouri (14-28), 3/1/23
Shot 60 % or more	66.7 -- vs. Alabama (10-15), 1/8/19

Opponents Three-Point FG Percentage

Shot less than 10 %	6.3 -- by UAB (1-16), 12/21/13
Shot 40 % or more	42.9 -- by Ole Miss (9-21), 2/25/23
Shot 50 % or more	50.0 -- by Texas A&M (8-16), 2/11/23
Shot 60 % or more	61.6 -- by Texas Tech (11-81), 1/28/23
Shot 70% or more	71.4 - by Grambling (5-7), 12/01/18

Free Throw Percentage

Shot less than 50 %	40.0 -- vs. WF (6-15), 12/10/22
Shot 80 % or more	90.9 -- vs. Missouri (20-22), 3/1/23
Shot 90 % or more	90.9 -- vs. Missouri (20-22), 3/1/23
Shot 100 percent	100.0 -- vs. Texas A&M (13-13), 2/4/17

Rebounds

Had less than 20 rebs	19 -- vs. Ole Miss, 1/22/11
Had 40 or more rebs	40 -- vs. Vanderbilt, 2/22/23
Had 50 or more rebs	50 -- vs. McNeese, 11/18/21
Had 60 or more rebs	64 -- vs. N'western St, 11/16/13

Opponent Rebounds

Less than 20 rebs	18 -- by UNCG, 11/9/18
Had 40 or more rebs	52 -- by Alabama, 1/14/23
Had 50 or more rebs	52 -- by Alabama, 1/14/23

Assists

Less than 5 assists	4 -- vs. Texas A&M, 3/12/16
15 assists or more	16 -- vs. Missouri, 3/1/23
20 assists or more	20 -- vs. Lipscomb, 12/22/21
25 assists or more	26 -- vs. UNF, 12/22/17
30 or more assists	33 -- vs. Georgia State, 12/28/94

Opponent Assists

Less than 5 assists	3 -- by Kentucky, 2/23/22
15 assists or more	17 -- by Ole Miss, 2/25/23
20 assists or more	20 -- by S. Carolina, 2/18/23
25 assists or more	26 -- by Missouri, 2/1/23
30 assists or more	33 -- by Kentucky, 1/16/96

Blocks

0 blocks	0 -- vs. Missouri, 3/1/23
5 or more blocks	5 -- vs. S. Carolina, 2/18/23
10 or more blocks	10 -- vs. Grambling, 12/1/18
15 or more blocks	16 -- vs. Alcorn State, 11/20/08

Opponent Blocks

0 blocks	0 -- by Alabama, 3/5/22
5 or more blocks	11 -- by Vanderbilt, 2/22/23
10 or more blocks	11 -- by Vanderbilt, 2/22/23

Steals

0 steals	0 -- vs. Georgia Tech, 3/17/90
10 or more steals	11 -- at A&M, 1/7/23
15 or more steals	17 -- vs. UNO, 11/17/22

Opponent Steals

0 steals	0 -- by Washington State, 12/27/08
10 or more steals	10 -- by Florida, 1/10/23
15 or more steals	15 -- by Iowa State, 3/18/22

The Last Time An LSU Player...

ALL GAMES

Scored 20 or more points.....	24 KJ Williams, vs. Missouri, 3/1/23
Scored 25 or more points.....	29 KJ Williams, at Ole Miss, 2/25/23
Scored 30 or more points.....	35 KJ Williams, vs. Vanderbilt, 2/22/23
Scored 35 or more points.....	35 KJ Williams, vs. Vanderbilt, 2/22/23
Scored 40 or more points.....	43 Ben Simmons, vs. North Florida, 12/2/15
Scored 45 or more points.....	53 Shaquille O'Neal, vs. Arkansas State, 12/18/90
Scored 50 or more points.....	53 Shaquille O'Neal, vs. Arkansas State, 12/18/90
Scored 55 or more points.....	55 Chris Jackson, vs. Ole Miss, 3/4/89
Scored 60 or more.....	64 Pete Maravich, vs. Kentucky, 2/21/70
Scored double figures in 5 straight games.....	6 KJ Williams, 1/3/23 to 1/21/23
Scored double figures in 10 straight games.....	14 Darius Days, 1/29/22 to 3/18/22
Scored double figures in 15 straight game.....	19 Cameron Thomas, 1/13/21 to 3/22/21
Scored double figures in 20 straight games.....	28 Ben Simmons, 11/30/15 to 3/5/16
Scored double figures in 25 straight games.....	28 Ben Simmons, 11/30/15 to 3/5/16
Scored double figures in 30 straight games.....	48 Glen Davis, 3/5/05 to 12/17/06
Scored double figures in 35 straight games.....	48 Glen Davis, 3/5/05 to 12/17/06
Scored double figures in 40 straight games.....	48 Glen Davis, 3/5/05 to 12/17/06
Scored double figures in 45 or more straight game.....	48 Glen Davis, 3/5/05 to 12/17/06
Scored 20 points or more in 2 straight games.....	3 KJ Williams, 35 vs. Vandy (2/22/23); 29 at Ole Miss (2/25/23); 24 vs. Missouri (3/1/23)
Scored 20 points or more in 3 straight games.....	3 KJ Williams, 35 vs. Vandy (2/22/23); 29 at Ole Miss (2/25/23); 24 vs. Missouri (3/1/23)
Scored 20 points or more in 4 straight games.....	4 Tari Eason, 25 at Texas A&M (2/8/22); 23 vs. Miss. State (2/12/22); 21 vs. UGA (2/16/22); 21 at South Carolina (2/19/22)
Scored 20 points or more in 5 straight games.....	5 Cam Thomas, 27 vs. Auburn (2/20/21); 21 at UGA (2/23/21); 25 at Arkansas (2/27/21); 23 vs. Vanderbilt (3/2/21); 29 at Missouri (3/6/21)
Scored 20 points or more in 6 straight games.....	10 Cam Thomas, 26 at Texas A&M (1/26/21); 25 vs. Texas Tech (1/30/21); 22 at Alabama (2/3/21); 25 at Miss. State (2/10/21); 25 vs. Tennessee (2/13/21); 27 vs. Auburn (2/20/21); 21 at UGA (2/23/21); 25 at Arkansas (2/27/21); 23 vs. Vanderbilt (3/2/21); 29 at Missouri, (3/6/21)
Scored 30 points or more in consecutive games.....	2 Marcus Thornton, 31 vs. Miss. State (1/21/09); 30 vs. Xavier (1/24/09)
Made 10-14 field goals in a game.....	10 KJ Williams, at Ole Miss, 2/25/23
Made 15 or more field goals in a game.....	15 Ben Simmons, vs. N. Florida, 12/2/15
Attempted 15-19 field goals in a game.....	18 KJ Williams, at Ole Miss, 2/25/23
Attempted 20-24 field goals in a game.....	20 KJ Williams, vs. Vanderbilt, 2/22/23
Attempted 25-29 field goals in a game.....	25 KJ Williams, vs. Vanderbilt, 2/22/23
Attempted 30 or more field goals in a game.....	34 Ronnie Henderson, vs. Oklahoma State, 12-20-94
Made 5 three pointers in a game.....	5 KJ Williams, vs Vanderbilt, 2/22/23
Made 6-9 three pointers in a game.....	7 KJ Williams, vs. Wake Forest, 12/10/22
Made 10 or more three pointers in a game.....	10 Mahmoud Abdul-Rauf, vs. Tennessee, 2-10-90
Attempted 8-10 three pointers in a game.....	10 KJ Williams, vs. Vanderbilt, 2/22/23
Attempted 11 or more three pointers in a game.....	11 Adam Miller, at Missouri, 2/1/23
.....	11 Justice Hill, at Missouri, 2/1/23
Had 15 or more rebounds.....	18 Darius Days, vs. LA Tech, 12/18/21
Had 20 or more rebounds.....	20 Ben Simmons vs. Marquette, 11/23/15
Had 10 or more rebounds in 2 straight games.....	2 KJ Williams, 10 vs. Wake Forest, 12/10/22; 12 vs. NCCU, 12/13/22
10 or more rebounds in 3 straight games.....	3 Darius Day 12 at TCU, 1/29/22; 13 vs. Ole Miss, 2/1/22; 11 at

The Last Time An LSU Player...

ALL GAMES

Had 10 or more rebounds in 4 straight games.....	4	Vanderbilt, 2/5/22 Ben Simmons, 12 at Arkansas, 2/23/16; 11 vs. Florida, 2/27/16 ; 14 vs. Missouri, 3/1/16; 11 at Kentucky, 3/5/16
Had 10 or more rebounds in 5 straight games	7	Ben Simmons, 16, vs. South Alabama, 11/19/15; 20 vs. Marquette, 11/23/15; 14 vs. NC State, 11/24/15; 18 at Charleston, 11/30/15; 14 vs. North Florida, 12/2/15, 14 at Houston, 12/13/15; vs. Gardner-Webb, 12/16/15
Had 10 or more rebounds in 6 straight games	7	Ben Simmons, 16, vs. South Alabama, 11/19/15; 20 vs. Marquette, 11/23/15; 14 vs. NC State, 11/24/15; 18 at Charleston, 11/30/15; 14 vs. North Florida, 12/2/15, 14 at Houston, 12/13/15; vs. Gardner-Webb, 12/16/15
Had 10 or more rebounds in 7 straight games.....	7	Ben Simmons, 16, vs. South Alabama, 11/19/15; 20 vs. Marquette, 11/23/15; 14 vs. NC State, 11/24/15; 18 at Charleston, 11/30/15; 14 vs. North Florida, 12/2/15, 14 at Houston, 12/13/15; vs. Gardner-Webb, 12/16/15
Had 10 or more rebounds in 8 or more games.....	8	Glen Davis, 11 at Alabama, 2/4/06; 16 vs. Arkansas, 2/8/06; 15 at Florida, 2/11/06; 13 vs. Miss. State, 2/15/06; 11 at Auburn, 2/18/06; 11 at Vandy, 2/22/06; 15 vs. Kentucky, 2/25/06; 10 at S. Carolina, 2/28/06
Had 9 offensive rebounds in a game.....	9	Darius Days vs. Arkansas, 1/8/20
Had 10-13 defensive rebounds in a game	10	KJ Williams, vs. Missouri, 3/1/23
Had 14 or more defensive rebounds in a game.....	15	Ben Simmons, vs. Arkansas, 1/16/16
Had 8 or more assists.....	9	Brandon Murray, vs. Missouri, 3/10/22
Had 10 or more assists.....	10	Xavier Pinson, vs. Georgia, 2/16/22
Had 15 or more assists	18	Randy Livingston, vs. George Mason, 12-3-94
Had 5 or more blocks in a game	5	Kavell Bigby-Williams, at Ole Miss, 1/15/19
Had 8 or more blocks in a game	9	Kavell Bigby-Williams, vs. Grambling, 12/1/18
Had 10 or more blocks in a game	11	Stromile Swift, vs. Alabama, 2-10-99
Had 5 or more steals in a game.....	5	Justice Hill, at Texas A&M, 1/7/23
Had 8 or more steals in a game.....	8	Tremont Waters, vs. ULM, 12/28/18
Had 10 or more steals in a game	10	Shawn Griggs, vs. Tennessee, 2-23-91
Had a double-double.....		KJ Williams, 24 pts-14 rebs, vs. Missouri, 3/1/23
Had a double-double in 2 or more straight games.....	2	KJ Williams, 35 pts-10 rebs, vs. Wake Forest, 12/10/22; 18 pts-12 rebs. vs. NCCU, 12/13/22
Had a double-double in 4 or more straight games.....	4	Ben Simmons at Arkansas, 23 pts.-12 reb., 2/23/16; vs. Florida, 22 pts.-11 reb. , 2/27/16; vs. Missouri, 22 pts.-14 reb., 3/1/16; at Kentucky, 17 pts.-11 reb., 3/5/16
Had a double-double in 5 or more straight games.....	7	Ben Simmons, vs. South Alabama, 23 pts-16 rebs, 11/19/15; vs. Marquette, 21 pts-20 rebs, 11/23/15; vs. NC State, 14 rebs-10 assts, 11/24/15; at Charleston, 15 pts-18 rebs, 11/30/15; vs. North Florida, 43; pts-11 rebs., 12/2/15; at Houston, 13 pts-14 rebs, 12/13/15; vs. Gardner-Webb, 11 pts-12 rebs, 12/16/15
Had a triple-double		Tim Quarterman, vs. Ole Miss, 18 pts-10 reb-10 asst, 2/28/15
Played 40 minutes in a game.....	41	Brandon Murray, vs. Alabama, 3/5/22
Played 41 or more in a game	41	Brandon Murray, vs. Alabama, 3/5/22
Played 50 or more minutes in a game.....	54	Charles Carmouche, vs. Alabama, 2/23/13
.....	51	Johnny O'Bryant III, vs. Alabama, 2/23/13



2022-23 LSU Men's Basketball Combined Team Statistics All games

Page 1/1
as of Mar 02, 2023

Game Records

Record	Overall	Home	Away	Neutral
ALL GAMES	13-17	10-8	0-8	3-1
CONFERENCE	2-15	2-7	0-8	0-0
NON-CONFERENCE	11-2	8-1	0-0	3-1

Score by Periods

Team	1st	2nd	OT	TOT
LSU	959	1065	0	2024
Opponents	1006	1105	0	2111

Team Box Score

No.	Player				Total		3-Point		F-Throw		Rebounds											
		GP-GS	MIN	AVG	FG-FGA	FG%	3FG-3FGA	3FG%	FT-FTA	FT%	OFF	DEF	TOT	AVG	PF	DQ	A	TO	BLK	STL	PTS	AVG
12	WILLIAMS, KJ	30-30	977:43	32.6	194-396	.490	54-127	.425	78-101	.772	81	145	226	7.5	74	0	24	44	26	36	520	17.3
44	MILLER, Adam	30-30	999:01	33.3	111-324	.343	70-221	.317	65-79	.823	8	61	69	2.3	54	0	50	65	6	25	357	11.9
1	HAYES, Cam	28-15	638:06	22.8	75-184	.408	34-99	.343	39-48	.813	4	67	71	2.5	47	0	66	37	3	20	223	8.0
20	FOUNTAIN, Derek	30-22	696:21	23.2	81-149	.544	7-21	.333	67-86	.779	66	92	158	5.3	81	3	26	40	14	34	236	7.9
0	HANNIBAL, Trae	27-3	541:52	20.1	52-120	.433	1-5	.200	62-88	.705	31	76	107	4.0	43	0	62	49	2	19	167	6.2
3	HILL, Justice	27-17	647:55	24.0	59-202	.292	27-102	.265	19-33	.576	9	39	48	1.8	23	0	80	41	2	28	164	6.1
13	REED, Jalen	30-9	454:52	15.2	39-86	.453	4-11	.364	32-62	.516	28	67	95	3.2	62	2	10	38	14	8	114	3.8
15	WARD, Tyrell	20-7	262:23	13.1	24-65	.369	15-39	.385	10-13	.769	7	19	26	1.3	30	0	8	10	1	16	73	3.7
11	WILLIAMS, Justice	21-7	340:40	16.2	27-79	.342	4-25	.160	14-22	.636	8	21	29	1.4	19	0	31	21	1	8	72	3.4
30	EDWARDS, Parker	2-1	07:15	3.6	2-3	.667	2-3	.667	0-0	.000	0	0	0	0.0	1	0	0	0	0	0	6	3.0
5	WILKINSON, Mwani	12-9	156:19	13.0	11-27	.407	8-18	.444	1-2	.500	2	17	19	1.6	19	0	10	7	3	6	31	2.6
4	COLEMAN, Kendal	21-0	169:07	8.1	19-35	.543	0-0	.000	11-18	.611	16	29	45	2.1	27	0	2	7	8	4	49	2.3
34	PHILLIPS JR., Shawn	18-0	106:13	5.9	4-10	.400	0-0	.000	4-7	.571	10	19	29	1.6	21	0	4	5	4	4	12	0.7
10	EGEMO, Brandon	1-0	01:07	1.1	0-0	.000	0-0	.000	0-0	.000	0	1	1	1.0	0	0	0	0	0	0	0	0.0
25	BENHAYOUNE, Adam	1-0	01:07	1.1	0-0	.000	0-0	.000	0-0	.000	0	0	0	0.0	0	0	0	0	0	0	0	0.0
Team											51	57	108					15				
Total		30	6000		698-1680	.415	226-671	.337	402-559	.719	321	710	1031	34.4	501	5	373	379	84	208	2024	67.5
Opponents		30	6000		757-1692	.447	243-709	.343	354-490	.722	285	728	1013	33.8	486	9	399	355	104	184	2111	70.4

Team Statistics

	LSU	OPP
Scoring		
Points per game	2024	2111
Scoring margin	67.5	70.4
	-2.9	-
Field goals-att		
Field goal pct	698-1680	757-1692
	.415	.447
3 point fg-att		
3-point FG pct	226-671	243-709
	.337	.343
3-pt FG made per game	7.5	8.1
Free throws-att		
Free throw pct	402-559	354-490
	.719	.722
F-Throws made per game	13.4	11.8
Rebounds		
Rebounds per game	1031	1013
	34.4	33.8
Rebounding margin	+0.6	-
Assists		
Assists per game	373	399
	12.4	13.3
Turnovers		
Turnovers per game	379	355
	12.6	11.8
Turnover margin	-0.8	-
Assist/turnover ratio	1.0	1.1
Steals		
Steals per game	208	184
	6.9	6.1
Blocks		
Blocks per game	84	104
	2.8	3.5
Winning streak		
Home win streak	0	-
	0	-
Attendance		
Home games-Avg/Game	167723	94737
	18-9318	8-11842
Neutral site-Avg/Game	-	4-3161

Team Results

Date	Opponent		Score	Att.
11/09/2022	Kansas City	W	74-63	9338
11/12/2022	Arkansas St.	W	61-52	9011
11/17/2022	New Orleans	W	91-62	9224
11/21/2022	vs Illinois St.	W	77-61	1250
11/22/2022	vs Akron	W	73-58	1200
11/23/2022	vs Kansas St.	L	59-61	2400
11/27/2022	Wofford	W	78-75	8428
12/02/2022	UT Arlington	W	63-59	9145
12/10/2022	vs Wake Forest	W	72-70	7795
12/13/2022	N.C. Central	W	67-57	8212
12/17/2022	Winthrop	W	89-81	9067
12/21/2022	ETSU	W	72-68	9059
12/28/2022	Arkansas	W	60-57	10428
01/03/2023	at Kentucky	L	71-74	19610
01/07/2023	at Texas A&M	L	56-69	9319
01/10/2023	Florida	L	56-67	9159
01/14/2023	at Alabama	L	66-106	13474
01/18/2023	Auburn	L	49-67	9967
01/21/2023	Tennessee	L	56-77	10462
01/24/2023	at Arkansas	L	40-60	19200
01/28/2023	Texas Tech	L	68-76	9939
02/01/2023	at Missouri	L	77-87	12769
02/04/2023	Alabama	L	69-79	9652
02/08/2023	at Mississippi St.	L	53-64	7070
02/11/2023	Texas A&M	L	62-74	10328
02/14/2023	at Georgia	L	63-65	6991
02/18/2023	South Carolina	L	73-82	9024
02/22/2023	Vanderbilt	W	84-77	8827
02/25/2023	at Ole Miss	L	69-82	6304
03/01/2023	Missouri	L	76-81	8453



2022-23 LSU Men's Basketball Combined Team Statistics In Conference games

Page 1/1
as of Mar 02, 2023

Game Records

Record	Overall	Home	Away	Neutral
ALL GAMES	2-15	2-7	0-8	0-0
CONFERENCE	2-15	2-7	0-8	0-0
NON-CONFERENCE	0-0	0-0	0-0	0-0

Score by Periods

Team	1st	2nd	OT	TOT
LSU	474	606	0	1080
Opponents	609	659	0	1268

Team Box Score

No.	Player				Total		3-Point		F-Throw		Rebounds														
		GP-GS	MIN	AVG	FG-FGA	FG%	3FG-3FGA	3FG%	FT-FTA	FT%	OFF	DEF	TOT	AVG	PF	DQ	A	TO	BLK	STL	PTS	AVG			
12	WILLIAMS, KJ	17-17	569:17	33.5	96-211	.455	29-76	.382	53-69	.768	40	78	118	6.9	40	0	10	23	13	15	274	16.1			
44	MILLER, Adam	17-17	564:16	33.2	52-173	.301	37-119	.311	34-42	.810	6	36	42	2.5	33	0	32	38	3	16	175	10.3			
20	FOUNTAIN, Derek	17-17	422:04	24.8	47-99	.475	5-17	.294	39-49	.796	39	49	88	5.2	45	2	17	25	8	15	138	8.1			
0	HANNIBAL, Trae	14-3	293:07	20.9	36-79	.456	1-4	.250	33-48	.688	20	37	57	4.1	20	0	28	25	1	8	106	7.6			
1	HAYES, Cam	16-11	405:39	25.4	38-115	.330	19-64	.297	22-26	.846	3	45	48	3.0	28	0	42	20	1	10	117	7.3			
30	EDWARDS, Parker	1-1	06:08	6.1	2-2	1.000	2-2	1.000	0-0	.000	0	0	0	0.0	1	0	0	0	0	0	6	6.0			
15	WARD, Tyrell	13-7	226:18	17.4	22-57	.386	14-34	.412	10-13	.769	5	16	21	1.6	26	0	8	9	1	13	68	5.2			
13	REED, Jalen	17-1	230:52	13.6	26-58	.448	2-7	.286	16-33	.485	17	39	56	3.3	40	2	3	21	8	1	70	4.1			
3	HILL, Justice	14-5	296:23	21.2	20-84	.238	12-54	.222	5-9	.556	4	21	25	1.8	11	0	29	23	1	13	57	4.1			
11	WILLIAMS, Justice	13-6	220:35	17.0	15-47	.319	4-11	.364	11-12	.917	3	14	17	1.3	14	0	20	13	1	2	45	3.5			
4	COLEMAN, Kendal	8-0	56:07	7.0	4-10	.400	0-0	.000	6-10	.600	5	6	11	1.4	11	0	0	2	1	0	14	1.8			
5	WILKINSON, Mwani	2-0	12:37	6.3	1-1	1.000	0-0	.000	0-0	.000	0	0	0	0.0	2	0	1	1	1	1	2	1.0			
34	PHILLIPS JR., Shawn	14-0	96:37	6.9	4-9	.444	0-0	.000	0-3	.000	10	17	27	1.9	15	0	3	3	4	4	8	0.6			
Team											31	33	64					11							
Total		17	3400		363-945	.384	125-388	.322	229-314	.729	183	391	574	33.8	286	4	193	214	43	98	1080	63.5			
Opponents		17	3400		449-965	.465	156-426	.366	214-287	.746	156	434	590	34.7	262	3	250	164	72	109	1268	74.6			

Team Statistics

	LSU	OPP
Scoring		
Points per game	63.5	74.6
Scoring margin	-11.1	-
Field goals-att		
Field goal pct	.384	.465
3 point fg-att		
3-point FG pct	.322	.366
3-pt FG made per game	7.4	9.2
Free throws-att		
Free throw pct	.729	.746
F-Throws made per game	13.5	12.6
Rebounds		
Rebounds per game	33.8	34.7
Rebounding margin	-0.9	-
Assists		
Assists per game	11.4	14.7
Turnovers		
Turnovers per game	12.6	9.6
Turnover margin	-2.9	-
Assist/turnover ratio	0.9	1.5
Steals		
Steals per game	5.8	6.4
Blocks		
Blocks per game	2.5	4.2
Winning streak		
Home win streak	0	-
Attendance		
Home games-Avg/Game	9-9589	8-11842
Neutral site-Avg/Game	-	0-0

Team Results

Date	Opponent		Score	Att.
12/28/2022	Arkansas	W	60-57	10428
01/03/2023	at Kentucky	L	71-74	19610
01/07/2023	at Texas A&M	L	56-69	9319
01/10/2023	Florida	L	56-67	9159
01/14/2023	at Alabama	L	66-106	13474
01/18/2023	Auburn	L	49-67	9967
01/21/2023	Tennessee	L	56-77	10462
01/24/2023	at Arkansas	L	40-60	19200
02/01/2023	at Missouri	L	77-87	12769
02/04/2023	Alabama	L	69-79	9652
02/08/2023	at Mississippi St.	L	53-64	7070
02/11/2023	Texas A&M	L	62-74	10328
02/14/2023	at Georgia	L	63-65	6991
02/18/2023	South Carolina	L	73-82	9024
02/22/2023	Vanderbilt	W	84-77	8827
02/25/2023	at Ole Miss	L	69-82	6304
03/01/2023	Missouri	L	76-81	8453



2022-23 LSU Men's Basketball Team Game-by-Game All games

Page 1/1
as of Mar 02, 2023

				Total		3-Pointers		Free throws		Rebounds											
Opponent	Date	Score		FG-FGA	PCT	3FG-3FGA	PCT	FT-FTA	PCT	OFF	DEF	TOT	AVG	PF	A	TO	BLK	STL	PTS	AVG	
Kansas City	11/09/2022	74-63	W	24-57	.421	8-21	.381	18-26	.692	13	32	45	45.0	23	16	15	4	11	74	74.0	
Arkansas St.	11/12/2022	61-52	W	20-51	.392	8-20	.400	13-16	.813	8	26	34	39.5	11	9	13	3	6	61	67.5	
New Orleans	11/17/2022	91-62	W	30-58	.517	12-28	.429	19-26	.731	12	24	36	38.3	23	14	14	3	17	91	75.3	
vs Illinois St.	11/21/2022	77-61	W	26-53	.491	3-14	.214	22-30	.733	9	26	35	37.5	19	17	18	3	8	77	75.8	
vs Akron	11/22/2022	73-58	W	25-52	.481	9-19	.474	14-16	.875	8	23	31	36.2	23	14	10	3	9	73	75.2	
vs Kansas St.	11/23/2022	59-61	L	23-53	.434	6-19	.316	7-14	.500	9	21	30	35.2	22	10	17	3	9	59	72.5	
Wofford	11/27/2022	78-75	W	28-53	.528	8-19	.421	14-17	.824	5	21	26	33.9	12	11	11	2	8	78	73.3	
UT Arlington	12/02/2022	63-59	W	21-51	.412	7-18	.389	14-21	.667	11	29	40	34.6	14	11	13	3	5	63	72.0	
vs Wake Forest	12/10/2022	72-70	W	28-64	.438	10-26	.385	6-15	.400	9	21	30	34.1	15	17	7	1	9	72	72.0	
N.C. Central	12/13/2022	67-57	W	26-63	.413	4-25	.160	11-18	.611	15	30	45	35.2	9	16	11	5	8	67	71.5	
Winthrop	12/17/2022	89-81	W	35-64	.547	11-27	.407	8-12	.667	12	23	35	35.2	13	19	10	6	6	89	73.1	
ETSU	12/21/2022	72-68	W	27-57	.474	6-21	.286	12-15	.800	10	26	36	35.3	15	16	16	1	8	72	73.0	
Arkansas	12/28/2022	60-57	W	25-62	.403	4-17	.235	6-12	.500	9	30	39	35.5	13	9	10	3	6	60	72.0	
at Kentucky	01/03/2023	71-74	L	26-53	.491	11-25	.440	8-10	.800	5	17	22	34.6	15	15	9	1	3	71	71.9	
at Texas A&M	01/07/2023	56-69	L	17-49	.347	9-22	.409	13-18	.722	8	19	27	34.1	16	11	15	3	11	56	70.9	
Florida	01/10/2023	56-67	L	19-59	.322	5-28	.179	13-16	.813	15	25	40	34.4	21	12	16	0	5	56	69.9	
at Alabama	01/14/2023	66-106	L	18-61	.295	8-21	.381	22-29	.759	14	24	38	34.6	18	12	11	0	4	66	69.7	
Auburn	01/18/2023	49-67	L	17-58	.293	4-20	.200	11-17	.647	14	24	38	34.8	13	7	11	5	5	49	68.6	
Tennessee	01/21/2023	56-77	L	21-44	.477	4-16	.250	10-17	.588	7	22	29	34.5	16	8	19	0	2	56	67.9	
at Arkansas	01/24/2023	40-60	L	14-54	.259	1-9	.111	11-16	.688	14	21	35	34.6	15	6	15	3	5	40	66.5	
Texas Tech	01/28/2023	68-76	L	22-59	.373	9-26	.346	15-19	.789	17	17	34	34.5	16	10	10	4	6	68	66.6	
at Missouri	02/01/2023	77-87	L	27-66	.409	11-33	.333	12-17	.706	15	23	38	34.7	18	15	12	2	7	77	67.0	
Alabama	02/04/2023	69-79	L	19-62	.306	7-27	.259	24-31	.774	13	27	40	34.9	16	11	8	8	7	69	67.1	
at Mississippi St.	02/08/2023	53-64	L	20-47	.426	7-21	.333	6-9	.667	4	20	24	34.5	15	13	15	4	9	53	66.5	
Texas A&M	02/11/2023	62-74	L	22-53	.415	10-29	.345	8-13	.615	12	18	30	34.3	23	9	12	4	5	62	66.4	
at Georgia	02/14/2023	63-65	L	20-52	.385	7-23	.304	16-19	.842	6	31	37	34.4	21	11	19	0	8	63	66.2	
South Carolina	02/18/2023	73-82	L	26-62	.419	7-21	.333	14-26	.538	16	20	36	34.4	19	9	6	5	5	73	66.5	
Vanderbilt	02/22/2023	84-77	W	27-60	.450	9-21	.429	21-27	.778	13	27	40	34.6	23	15	7	3	6	84	67.1	
at Ole Miss	02/25/2023	69-82	L	24-54	.444	7-27	.259	14-15	.933	8	20	28	34.4	10	14	13	0	6	69	67.2	
Missouri	03/01/2023	76-81	L	21-49	.429	14-28	.500	20-22	.909	10	23	33	34.4	14	16	16	2	4	76	67.5	
Total		2024		698-1680	.415	226-671	.337	402-559	.719	321	710	1031	34.4	501	373	379	84	208	2024	67.5	
Opponents		2111		757-1692	.447	243-709	.343	354-490	.722	285	728	1013	33.8	486	399	355	104	184	2111	70.4	

LSU Averages

Games Played	Points/game	FG Pct	3FG Pct	FT Pct	Rebounds/game	Assists/game	Turnovers/game	Assist/Turnover ratio	Steals/game	Blocks/game
30	67.5	41.5	33.7	71.9	34.4	12.4	12.6	1.0	6.9	2.8



2022-23 LSU Men's Basketball Opponents Game-by-Game All games

Page 1/1
as of Mar 02, 2023

				Total		3-Pointers		Free throws		Rebounds											
Opponent	Date	Score		FG-FGA	PCT	3FG-3FGA	PCT	FT-FTA	PCT	OFF	DEF	TOT	AVG	PF	A	TO	BLK	STL	PTS	AVG	
Kansas City	11/09/2022	74-63	W	19-58	.328	4-25	.160	21-27	.778	11	27	38	38.0	20	12	16	1	6	63	63.0	
Arkansas St.	11/12/2022	61-52	W	22-57	.386	5-25	.200	3-4	.750	10	25	35	36.5	15	9	16	2	7	52	57.5	
New Orleans	11/17/2022	91-62	W	23-50	.460	7-17	.412	9-20	.450	9	20	29	34.0	21	12	23	1	3	62	59.0	
vs Illinois St.	11/21/2022	77-61	W	22-52	.423	5-22	.227	12-14	.857	4	21	25	31.8	24	13	19	3	8	61	59.5	
vs Akron	11/22/2022	73-58	W	14-54	.259	8-25	.320	22-30	.733	19	17	36	32.6	14	8	14	1	4	58	59.2	
vs Kansas St.	11/23/2022	59-61	L	20-48	.417	4-15	.267	17-21	.810	8	22	30	32.2	16	13	17	1	6	61	59.5	
Wofford	11/27/2022	78-75	W	28-58	.483	11-31	.355	8-9	.889	9	21	30	31.9	17	12	13	1	5	75	61.7	
UT Arlington	12/02/2022	63-59	W	24-64	.375	5-19	.263	6-11	.545	14	22	36	32.4	17	8	9	4	6	59	61.4	
vs Wake Forest	12/10/2022	72-70	W	28-55	.509	5-24	.208	9-13	.692	8	29	37	32.9	15	11	15	1	5	70	62.3	
N.C. Central	12/13/2022	67-57	W	24-55	.436	7-15	.467	2-8	.250	4	27	31	32.7	17	10	14	1	7	57	61.8	
Winthrop	12/17/2022	89-81	W	31-60	.517	11-26	.423	8-12	.667	8	20	28	32.3	15	13	12	4	5	81	63.5	
ETSU	12/21/2022	72-68	W	28-62	.452	4-21	.190	8-13	.615	10	22	32	32.3	16	14	12	7	4	68	63.9	
Arkansas	12/28/2022	60-57	W	24-65	.369	4-25	.160	5-10	.500	13	31	44	33.2	14	7	10	5	8	57	63.4	
at Kentucky	01/03/2023	71-74	L	28-54	.519	7-18	.389	11-14	.786	10	21	31	33.0	11	18	6	3	2	74	64.1	
at Texas A&M	01/07/2023	56-69	L	26-54	.481	4-16	.250	13-19	.684	12	26	38	33.3	17	12	13	1	6	69	64.5	
Florida	01/10/2023	56-67	L	19-48	.396	5-25	.200	24-32	.750	8	26	34	33.4	15	10	10	8	10	67	64.6	
at Alabama	01/14/2023	66-106	L	35-76	.461	20-54	.370	16-20	.800	20	32	52	34.5	21	19	8	7	7	106	67.1	
Auburn	01/18/2023	49-67	L	26-59	.441	8-24	.333	7-11	.636	11	30	41	34.8	16	11	10	7	8	67	67.1	
Tennessee	01/21/2023	56-77	L	29-65	.446	12-32	.375	7-8	.875	14	20	34	34.8	17	15	8	4	8	77	67.6	
at Arkansas	01/24/2023	40-60	L	23-51	.451	5-13	.385	9-12	.750	7	29	36	34.9	12	15	12	5	7	60	67.2	
Texas Tech	01/28/2023	68-76	L	25-54	.463	11-18	.611	15-21	.714	15	21	36	34.9	17	14	11	5	9	76	67.6	
at Missouri	02/01/2023	77-87	L	33-59	.559	13-27	.481	8-12	.667	5	27	32	34.8	14	26	10	4	6	87	68.5	
Alabama	02/04/2023	69-79	L	26-58	.448	13-29	.448	14-15	.933	4	31	35	34.8	18	19	9	5	4	79	69.0	
at Mississippi St.	02/08/2023	53-64	L	26-50	.520	6-16	.375	6-13	.462	7	23	30	34.6	10	15	11	1	9	64	68.8	
Texas A&M	02/11/2023	62-74	L	20-42	.476	8-16	.500	26-32	.813	7	20	27	34.3	15	9	7	2	4	74	69.0	
at Georgia	02/14/2023	63-65	L	22-50	.440	6-21	.286	15-26	.577	2	26	28	34.0	13	10	13	4	8	65	68.8	
South Carolina	02/18/2023	73-82	L	25-54	.463	15-32	.469	17-18	.944	9	27	36	34.1	19	20	12	3	3	82	69.3	
Vanderbilt	02/22/2023	84-77	W	26-59	.441	11-27	.407	14-23	.609	11	24	35	34.1	20	14	8	11	2	77	69.6	
at Ole Miss	02/25/2023	69-82	L	32-58	.552	9-21	.429	9-9	1.000	6	22	28	33.9	12	17	10	0	8	82	70.0	
Missouri	03/01/2023	76-81	L	29-63	.460	10-30	.333	13-13	1.000	10	19	29	33.8	18	13	7	2	9	81	70.4	
Total		2111		757-1692	.447	243-709	.343	354-490	.722	285	728	1013	33.8	486	399	355	104	184	2111	70.4	
LSU		2024		698-1680	.415	226-671	.337	402-559	.719	321	710	1031	34.4	501	373	379	84	208	2024	67.5	

Opponents Averages

Games Played	Points/game	FG Pct	3FG Pct	FT Pct	Rebounds/game	Assists/game	Turnovers/game	Assist/Turnover ratio	Steals/game	Blocks/game
30	70.4	44.7	34.3	72.2	33.8	13.3	11.8	1.1	6.1	3.5



2022-23 LSU Men's Basketball
Category Leaders
All games

Page 1/3
as of Mar 02, 2023

Points

##	Player	G	Pts	Pts/G
12	Williams, KJ	30	520	17.3
44	Miller, Adam	30	357	11.9
20	Fountain, Derek	30	236	7.9
1	Hayes, Cam	28	223	8.0
0	Hannibal, Trae	27	167	6.2
3	Hill, Justice	27	164	6.1
13	Reed, Jalen	30	114	3.8
15	Ward, Tyrell	20	73	3.7
11	Williams, Justice	21	72	3.4
4	Coleman, Kendal	21	49	2.3
5	Wilkinson, Mwani	12	31	2.6
34	Phillips Jr., Shawn	18	12	0.7
30	Edwards, Parker	2	6	3.0

Scoring Average

##	Player	G	Pts	Pts/G
12	Williams, KJ	30	520	17.3
44	Miller, Adam	30	357	11.9
1	Hayes, Cam	28	223	8.0
20	Fountain, Derek	30	236	7.9
0	Hannibal, Trae	27	167	6.2
3	Hill, Justice	27	164	6.1
13	Reed, Jalen	30	114	3.8
15	Ward, Tyrell	20	73	3.7
11	Williams, Justice	21	72	3.4
30	Edwards, Parker	2	6	3.0
5	Wilkinson, Mwani	12	31	2.6
4	Coleman, Kendal	21	49	2.3
34	Phillips Jr., Shawn	18	12	0.7

Field Goal Percentage

##	Player	FG	Att	Pct
30	Edwards, Parker	2	3	.667
20	Fountain, Derek	81	149	.544
4	Coleman, Kendal	19	35	.543
12	Williams, KJ	194	396	.490
13	Reed, Jalen	39	86	.453
0	Hannibal, Trae	52	120	.433
1	Hayes, Cam	75	184	.408
5	Wilkinson, Mwani	11	27	.407
34	Phillips Jr., Shawn	4	10	.400
15	Ward, Tyrell	24	65	.369
44	Miller, Adam	111	324	.343
11	Williams, Justice	27	79	.342
3	Hill, Justice	59	202	.292

Field Goal Attempts

##	Player	G	Att	Att/G
12	Williams, KJ	30	396	13.2
44	Miller, Adam	30	324	10.8
3	Hill, Justice	27	202	7.5
1	Hayes, Cam	28	184	6.6
20	Fountain, Derek	30	149	5.0

Field Goals Made

##	Player	G	Made	Made/G
12	Williams, KJ	30	194	6.5
44	Miller, Adam	30	111	3.7
20	Fountain, Derek	30	81	2.7
1	Hayes, Cam	28	75	2.7
3	Hill, Justice	27	59	2.2



2022-23 LSU Men's Basketball
Category Leaders
All games

Page 2/3
as of Mar 02, 2023

3-Point FG Percentage

##	Player	3FG	Att	Pct
30	Edwards, Parker	2	3	.667
5	Wilkinson, Mwani	8	18	.444
12	Williams, KJ	54	127	.425
15	Ward, Tyrell	15	39	.385
13	Reed, Jalen	4	11	.364
1	Hayes, Cam	34	99	.343
20	Fountain, Derek	7	21	.333
44	Miller, Adam	70	221	.317
3	Hill, Justice	27	102	.265
0	Hannibal, Trae	1	5	.200
11	Williams, Justice	4	25	.160

3-Point FG Attempts

##	Player	G	Att	Att/G
44	Miller, Adam	30	221	7.4
12	Williams, KJ	30	127	4.2
3	Hill, Justice	27	102	3.8
1	Hayes, Cam	28	99	3.5
15	Ward, Tyrell	20	39	2.0

3-Point FG Made

##	Player	G	Made	Made/G
44	Miller, Adam	30	70	2.3
12	Williams, KJ	30	54	1.8
1	Hayes, Cam	28	34	1.2
3	Hill, Justice	27	27	1.0
15	Ward, Tyrell	20	15	0.8

Free Throw Percentage

##	Player	Made	Att	Pct
44	Miller, Adam	65	79	.823
1	Hayes, Cam	39	48	.813
20	Fountain, Derek	67	86	.779
12	Williams, KJ	78	101	.772
15	Ward, Tyrell	10	13	.769
0	Hannibal, Trae	62	88	.705
11	Williams, Justice	14	22	.636
4	Coleman, Kendal	11	18	.611
3	Hill, Justice	19	33	.576
34	Phillips Jr., Shawn	4	7	.571
13	Reed, Jalen	32	62	.516
5	Wilkinson, Mwani	1	2	.500

Free Throw Attempts

##	Player	G	Att	Att/G
12	Williams, KJ	30	101	3.4
0	Hannibal, Trae	27	88	3.3
20	Fountain, Derek	30	86	2.9
44	Miller, Adam	30	79	2.6
13	Reed, Jalen	30	62	2.1

Free Throws Made

##	Player	G	Made	Made/G
12	Williams, KJ	30	78	2.6
20	Fountain, Derek	30	67	2.2
44	Miller, Adam	30	65	2.2
0	Hannibal, Trae	27	62	2.3
1	Hayes, Cam	28	39	1.4

Rebounds

##	Player	G	Reb	Reb/G
12	Williams, KJ	30	226	7.5
20	Fountain, Derek	30	158	5.3
0	Hannibal, Trae	27	107	4.0
13	Reed, Jalen	30	95	3.2
1	Hayes, Cam	28	71	2.5

Assists

##	Player	G	Ast	Ast/G
3	Hill, Justice	27	80	3.0
1	Hayes, Cam	28	66	2.4
0	Hannibal, Trae	27	62	2.3
44	Miller, Adam	30	50	1.7
11	Williams, Justice	21	31	1.5

Rebounds Average

##	Player	G	Reb	Reb/G
12	Williams, KJ	30	226	7.5
20	Fountain, Derek	30	158	5.3
0	Hannibal, Trae	27	107	4.0
13	Reed, Jalen	30	95	3.2
1	Hayes, Cam	28	71	2.5

Steals

##	Player	G	Stl	Stl/G
12	Williams, KJ	30	36	1.2
20	Fountain, Derek	30	34	1.1
3	Hill, Justice	27	28	1.0
44	Miller, Adam	30	25	0.8
1	Hayes, Cam	28	20	0.7



2022-23 LSU Men's Basketball
Category Leaders
All games

Page 3/3
as of Mar 02, 2023

Offensive Rebounds

##	Player	G	OReb	OReb/G
12	Williams, KJ	30	81	2.7
20	Fountain, Derek	30	66	2.2
0	Hannibal, Trae	27	31	1.1
13	Reed, Jalen	30	28	0.9
4	Coleman, Kendal	21	16	0.8

Blocked Shots

##	Player	G	Blk	Blk/G
12	Williams, KJ	30	26	0.9
20	Fountain, Derek	30	14	0.5
13	Reed, Jalen	30	14	0.5
4	Coleman, Kendal	21	8	0.4
44	Miller, Adam	30	6	0.2

Defensive Rebounds

##	Player	G	DReb	DReb/G
12	Williams, KJ	30	145	4.8
20	Fountain, Derek	30	92	3.1
0	Hannibal, Trae	27	76	2.8
1	Hayes, Cam	28	67	2.4
13	Reed, Jalen	30	67	2.2

Minutes

##	Player	G	Min	Min/G
44	Miller, Adam	30	999	33:18
12	Williams, KJ	30	978	32:35
20	Fountain, Derek	30	696	23:13
3	Hill, Justice	27	648	23:60
1	Hayes, Cam	28	638	22:47

Fouls

##	Player	G	PF	PF/G
20	Fountain, Derek	30	81	2.7
12	Williams, KJ	30	74	2.5
13	Reed, Jalen	30	62	2.1
44	Miller, Adam	30	54	1.8
1	Hayes, Cam	28	47	1.7

Turnovers

##	Player	G	TO	TO/G
44	Miller, Adam	30	65	2.2
0	Hannibal, Trae	27	49	1.8
12	Williams, KJ	30	44	1.5
3	Hill, Justice	27	41	1.5
20	Fountain, Derek	30	40	1.3

Foul Outs

##	Player	G	FO
20	Fountain, Derek	30	3
13	Reed, Jalen	30	2



2022-23 LSU Men's Basketball
Points-rebounds-assists
All games

Page 1/2
as of Mar 02, 2023

Opponent	Date	Score		0 HANNIBAL,T	1 HAYES,CAM	3 HILL,JUSTI	4 COLEMAN,KE	5 WILKINSON, EGEMO,BRAN	10 WILLIAMS,J	11 WILLIAMS,K	12 REED,JALEN	13 WARD,TYREL	15 FOUNTAIN,D	20
Kansas City	11/09/2022	74-63	W	7-8-2	0-0-0	13-4-7	0-2-0	9-1-2	DNP	7-4-2	13-14-0	3-3-1	DNP	4-3-0
Arkansas St.	11/12/2022	61-52	W	4-5-2	DNP	11-4-3	0-2-0	0-6-2	DNP	0-0-0	15-4-1	5-3-0	0-0-0	0-5-0
New Orleans	11/17/2022	91-62	W	7-2-0	13-0-3	12-2-5	4-7-0	6-0-1	0-1-0	5-0-1	7-4-0	8-6-0	3-0-0	15-8-2
vs Illinois St.	11/21/2022	77-61	W	0-4-4	10-3-0	4-1-5	8-3-0	1-5-0	DNP	DNP	33-8-3	4-4-1	0-1-0	4-3-1
vs Akron	11/22/2022	73-58	W	0-5-3	7-1-3	14-2-3	0-0-0	2-2-1	DNP	DNP	19-5-0	3-4-1	0-1-0	5-3-1
vs Kansas St.	11/23/2022	59-61	L	2-5-4	3-2-0	12-2-2	0-2-0	3-3-0	DNP	DNP	17-10-1	6-0-2	2-2-0	3-1-0
Wofford	11/27/2022	78-75	W	12-4-2	3-1-2	6-0-2	7-2-0	5-1-2	DNP	DNP	15-5-1	2-5-2	DNP	2-1-0
UT Arlington	12/02/2022	63-59	W	7-4-4	7-1-0	3-2-5	7-6-1	3-0-0	DNP	DNP	14-9-1	3-5-0	0-1-0	8-6-0
vs Wake Forest	12/10/2022	72-70	W	0-0-0	13-5-6	4-1-6	0-0-0	0-1-1	DNP	5-1-2	35-10-1	1-0-0	DNP	11-5-0
N.C. Central	12/13/2022	67-57	W	4-2-4	14-7-2	7-0-4	4-1-0	0-0-0	DNP	2-1-1	18-12-2	0-2-0	DNP	17-14-1
Winthrop	12/17/2022	89-81	W	4-3-6	25-1-4	9-3-3	5-7-0	DNP	DNP	4-0-1	18-6-0	2-3-0	DNP	8-7-2
ETSU	12/21/2022	72-68	W	7-6-2	2-0-3	9-2-5	0-1-0	DNP	DNP	2-1-0	28-12-3	4-1-0	0-0-0	11-8-2
Arkansas	12/28/2022	60-57	W	19-6-2	4-5-3	2-2-1	0-0-0	2-0-0	DNP	4-0-0	8-5-0	0-2-0	DNP	14-10-1
at Kentucky	01/03/2023	71-74	L	12-3-4	11-0-2	0-1-0	0-0-0	0-0-1	DNP	2-2-1	23-3-2	2-2-1	DNP	6-8-2
at Texas A&M	01/07/2023	56-69	L	9-5-4	10-2-0	6-1-2	0-3-0	DNP	DNP	3-0-1	10-8-2	0-2-0	DNP	2-3-1
Florida	01/10/2023	56-67	L	4-12-3	DNP	3-5-6	4-1-0	DNP	DNP	0-1-1	23-7-0	0-0-0	6-1-0	8-6-2
at Alabama	01/14/2023	66-106	L	2-6-3	10-1-2	3-2-0	5-3-0	DNP	DNP	9-1-5	10-1-0	5-7-0	2-2-1	9-2-0
Auburn	01/18/2023	49-67	L	16-2-1	2-3-2	DNP	1-1-0	DNP	DNP	7-6-1	16-8-0	0-5-0	0-0-0	2-5-0
Tennessee	01/21/2023	56-77	L	10-3-0	3-3-4	DNP	4-2-0	DNP	DNP	5-2-4	16-4-0	9-5-0	DNP	6-3-0
at Arkansas	01/24/2023	40-60	L	8-5-0	0-4-0	DNP	0-1-0	DNP	DNP	7-2-2	9-11-1	2-3-1	0-0-0	5-6-1
Texas Tech	01/28/2023	68-76	L	7-2-1	9-2-1	3-0-1	0-1-1	DNP	DNP	2-5-4	14-9-1	3-3-0	DNP	10-6-0
at Missouri	02/01/2023	77-87	L	11-3-5	10-0-3	13-2-4	DNP	DNP	DNP	0-0-0	15-11-1	0-2-0	6-0-0	11-11-0
Alabama	02/04/2023	69-79	L	DNP	15-8-1	5-1-1	DNP	DNP	DNP	4-2-4	8-8-0	0-0-0	2-1-1	26-7-2
at Mississippi St.	02/08/2023	53-64	L	DNP	4-2-3	7-1-2	DNP	DNP	DNP	0-0-0	11-5-1	6-3-1	5-2-1	10-4-2
Texas A&M	02/11/2023	62-74	L	DNP	9-2-3	6-1-2	DNP	DNP	DNP	0-0-0	5-3-0	3-5-0	15-3-0	4-3-2
at Georgia	02/14/2023	63-65	L	4-1-2	5-0-3	6-5-2	DNP	DNP	DNP	DNP	18-9-1	9-6-0	7-3-0	8-2-1
South Carolina	02/18/2023	73-82	L	2-5-1	25-8-4	0-0-0	DNP	DNP	DNP	4-1-1	14-6-0	9-1-0	3-2-1	13-4-0
Vanderbilt	02/22/2023	84-77	W	3-5-1	4-5-3	6-3-4	DNP	DNP	DNP	DNP	35-10-0	8-2-0	8-2-1	2-6-2
at Ole Miss	02/25/2023	69-82	L	6-0-2	0-2-5	0-1-2	DNP	DNP	DNP	DNP	29-5-0	6-4-0	9-1-0	4-4-0
Missouri	03/01/2023	76-81	L	0-1-0	5-3-4	0-0-3	DNP	DNP	DNP	DNP	24-14-2	11-7-0	5-4-3	8-4-1



2022-23 LSU Men's Basketball
Points-rebounds-assists
All games

Page 2/2
as of Mar 02, 2023

Opponent	Date	Score		25 BENHAYOUNE	30 EDWARDS, PA	34 PHILLIPS J	44 MILLER, ADA
Kansas City	11/09/2022	74-63	W	DNP	DNP	0-0-0	18-3-2
Arkansas St.	11/12/2022	61-52	W	DNP	DNP	0-1-0	26-3-1
New Orleans	11/17/2022	91-62	W	0-0-0	0-0-0	4-1-1	7-2-1
vs Illinois St.	11/21/2022	77-61	W	DNP	DNP	0-0-0	13-0-3
vs Akron	11/22/2022	73-58	W	DNP	DNP	DNP	23-2-2
vs Kansas St.	11/23/2022	59-61	L	DNP	DNP	DNP	11-2-1
Wofford	11/27/2022	78-75	W	DNP	DNP	DNP	26-4-0
UT Arlington	12/02/2022	63-59	W	DNP	DNP	DNP	11-1-0
vs Wake Forest	12/10/2022	72-70	W	DNP	DNP	DNP	3-1-1
N.C. Central	12/13/2022	67-57	W	DNP	DNP	DNP	1-1-2
Winthrop	12/17/2022	89-81	W	DNP	DNP	DNP	14-3-3
ETSU	12/21/2022	72-68	W	DNP	DNP	DNP	9-2-1
Arkansas	12/28/2022	60-57	W	DNP	DNP	0-1-0	7-4-2
at Kentucky	01/03/2023	71-74	L	DNP	DNP	0-0-0	15-1-2
at Texas A&M	01/07/2023	56-69	L	DNP	DNP	0-0-0	16-1-1
Florida	01/10/2023	56-67	L	DNP	DNP	DNP	8-3-0
at Alabama	01/14/2023	66-106	L	DNP	DNP	2-4-0	9-4-1
Auburn	01/18/2023	49-67	L	DNP	DNP	0-0-0	5-3-3
Tennessee	01/21/2023	56-77	L	DNP	DNP	0-0-0	3-2-0
at Arkansas	01/24/2023	40-60	L	DNP	DNP	DNP	9-0-1
Texas Tech	01/28/2023	68-76	L	DNP	DNP	DNP	20-3-1
at Missouri	02/01/2023	77-87	L	DNP	DNP	0-2-1	11-1-1
Alabama	02/04/2023	69-79	L	DNP	DNP	4-1-0	5-4-2
at Mississippi St.	02/08/2023	53-64	L	DNP	DNP	0-5-0	10-2-3
Texas A&M	02/11/2023	62-74	L	DNP	DNP	2-2-0	18-2-2
at Georgia	02/14/2023	63-65	L	DNP	DNP	0-7-0	6-2-2
South Carolina	02/18/2023	73-82	L	DNP	DNP	0-3-1	3-3-1
Vanderbilt	02/22/2023	84-77	W	DNP	DNP	0-2-1	18-5-3
at Ole Miss	02/25/2023	69-82	L	DNP	DNP	0-0-0	15-5-5
Missouri	03/01/2023	76-81	L	DNP	6-0-0	DNP	17-0-3



2022-23 LSU Men's Basketball
Team High/Low Analysis
All games

Page 1/4
as of Mar 02, 2023

LSU - Game Highs

POINTS	91		New Orleans (11/17/2022)
	89		Winthrop (12/17/2022)
	84		Vanderbilt (02/22/2023)
	78		Wofford (11/27/2022)
	77		at Missouri (02/01/2023)
	77		vs Illinois St. (N) (11/21/2022)
FIELD GOALS MADE	35		Winthrop (12/17/2022)
	30		New Orleans (11/17/2022)
FIELD GOAL ATTEMPTS	66		at Missouri (02/01/2023)
	64		Winthrop (12/17/2022)
	64		vs Wake Forest (N) (12/10/2022)
FIELD GOAL PERCENTAGE	.547	(35-64)	Winthrop (12/17/2022)
	.528	(28-53)	Wofford (11/27/2022)
3 PT FG MADE	14		Missouri (03/01/2023)
	12		New Orleans (11/17/2022)
3 PT FG ATTEMPTS	33		at Missouri (02/01/2023)
	29		Texas A&M (02/11/2023)
3 PT FG PERCENTAGE	.500	(14-28)	Missouri (03/01/2023)
	.474	(9-19)	vs Akron (N) (11/22/2022)
FREE THROWS MADE	24		Alabama (02/04/2023)
	22		at Alabama (01/14/2023)
	22		vs Illinois St. (N) (11/21/2022)
FREE THROW ATTEMPTS	31		Alabama (02/04/2023)
	30		vs Illinois St. (N) (11/21/2022)
FREE THROW PERCENTAGE	.933	(14-15)	at Ole Miss (02/25/2023)
	.909	(20-22)	Missouri (03/01/2023)
REBOUNDS	45		N.C. Central (12/13/2022)
	45		Kansas City (11/09/2022)
ASSISTS	19		Winthrop (12/17/2022)
	17		vs Wake Forest (N) (12/10/2022)
	17		vs Illinois St. (N) (11/21/2022)
STEALS	17		New Orleans (11/17/2022)
	11		at Texas A&M (01/07/2023)
	11		Kansas City (11/09/2022)
BLOCKED SHOTS	8		Alabama (02/04/2023)
	6		Winthrop (12/17/2022)
TURNOVERS	19		at Georgia (02/14/2023)
	19		Tennessee (01/21/2023)
FOULS	23		Vanderbilt (02/22/2023)
	23		Texas A&M (02/11/2023)
	23		vs Akron (N) (11/22/2022)
	23		New Orleans (11/17/2022)
	23		Kansas City (11/09/2022)



2022-23 LSU Men's Basketball
Team High/Low Analysis
All games

Page 2/4
as of Mar 02, 2023

Opponent - Game Highs

POINTS	106		at Alabama (01/14/2023)
	87		at Missouri (02/01/2023)
	82		at Ole Miss (02/25/2023)
	82		South Carolina (02/18/2023)
	81		Missouri (03/01/2023)
	81		Winthrop (12/17/2022)
FIELD GOALS MADE	35		at Alabama (01/14/2023)
	33		at Missouri (02/01/2023)
FIELD GOAL ATTEMPTS	76		at Alabama (01/14/2023)
	65		Tennessee (01/21/2023)
	65		Arkansas (12/28/2022)
FIELD GOAL PERCENTAGE	.559	(33-59)	at Missouri (02/01/2023)
	.552	(32-58)	at Ole Miss (02/25/2023)
3 PT FG MADE	20		at Alabama (01/14/2023)
	15		South Carolina (02/18/2023)
3 PT FG ATTEMPTS	54		at Alabama (01/14/2023)
	32		South Carolina (02/18/2023)
	32		Tennessee (01/21/2023)
3 PT FG PERCENTAGE	.611	(11-18)	Texas Tech (01/28/2023)
	.500	(8-16)	Texas A&M (02/11/2023)
FREE THROWS MADE	26		Texas A&M (02/11/2023)
	24		Florida (01/10/2023)
FREE THROW ATTEMPTS	32		Texas A&M (02/11/2023)
	32		Florida (01/10/2023)
FREE THROW PERCENTAGE	1.000	(13-13)	Missouri (03/01/2023)
	1.000	(9-9)	at Ole Miss (02/25/2023)
REBOUNDS	52		at Alabama (01/14/2023)
	44		Arkansas (12/28/2022)
ASSISTS	26		at Missouri (02/01/2023)
	20		South Carolina (02/18/2023)
STEALS	10		Florida (01/10/2023)
	9		Missouri (03/01/2023)
	9		at Mississippi St. (02/08/2023)
	9		Texas Tech (01/28/2023)
BLOCKED SHOTS	11		Vanderbilt (02/22/2023)
	8		Florida (01/10/2023)
TURNOVERS	23		New Orleans (11/17/2022)
	19		vs Illinois St. (N) (11/21/2022)
FOULS	24		vs Illinois St. (N) (11/21/2022)
	21		at Alabama (01/14/2023)
	21		New Orleans (11/17/2022)



2022-23 LSU Men's Basketball
Team High/Low Analysis
All games

Page 3/4
as of Mar 02, 2023

LSU - Game Lows

POINTS	40		at Arkansas (01/24/2023)
	49		Auburn (01/18/2023)
	53		at Mississippi St. (02/08/2023)
	56		Tennessee (01/21/2023)
	56		Florida (01/10/2023)
	56		at Texas A&M (01/07/2023)
FIELD GOALS MADE	14		at Arkansas (01/24/2023)
	17		Auburn (01/18/2023)
	17		at Texas A&M (01/07/2023)
FIELD GOAL ATTEMPTS	44		Tennessee (01/21/2023)
	47		at Mississippi St. (02/08/2023)
FIELD GOAL PERCENTAGE	.259	(14-54)	at Arkansas (01/24/2023)
	.293	(17-58)	Auburn (01/18/2023)
3 PT FG MADE	1		at Arkansas (01/24/2023)
	3		vs Illinois St. (N) (11/21/2022)
3 PT FG ATTEMPTS	9		at Arkansas (01/24/2023)
	14		vs Illinois St. (N) (11/21/2022)
3 PT FG PERCENTAGE	.111	(1-9)	at Arkansas (01/24/2023)
	.160	(4-25)	N.C. Central (12/13/2022)
FREE THROWS MADE	6		at Mississippi St. (02/08/2023)
	6		Arkansas (12/28/2022)
	6		vs Wake Forest (N) (12/10/2022)
FREE THROW ATTEMPTS	9		at Mississippi St. (02/08/2023)
	10		at Kentucky (01/03/2023)
FREE THROW PERCENTAGE	.400	(6-15)	vs Wake Forest (N) (12/10/2022)
	.500	(7-14)	vs Kansas St. (N) (11/23/2022)
	.500	(6-12)	Arkansas (12/28/2022)
REBOUNDS	22		at Kentucky (01/03/2023)
	24		at Mississippi St. (02/08/2023)
ASSISTS	6		at Arkansas (01/24/2023)
	7		Auburn (01/18/2023)
STEALS	2		Tennessee (01/21/2023)
	3		at Kentucky (01/03/2023)
BLOCKED SHOTS	0		at Ole Miss (02/25/2023)
	0		at Georgia (02/14/2023)
	0		Tennessee (01/21/2023)
	0		at Alabama (01/14/2023)
	0		Florida (01/10/2023)
TURNOVERS	6		South Carolina (02/18/2023)
	7		Vanderbilt (02/22/2023)
	7		vs Wake Forest (N) (12/10/2022)
FOULS	9		N.C. Central (12/13/2022)
	10		at Ole Miss (02/25/2023)



2022-23 LSU Men's Basketball
Team High/Low Analysis
All games

Page 4/4
as of Mar 02, 2023

Opponent - Game Lows

POINTS	52		Arkansas St. (11/12/2022)
	57		Arkansas (12/28/2022)
	57		N.C. Central (12/13/2022)
	58		vs Akron (N) (11/22/2022)
	59		UT Arlington (12/02/2022)
FIELD GOALS MADE	14		vs Akron (N) (11/22/2022)
	19		Florida (01/10/2023)
	19		Kansas City (11/09/2022)
FIELD GOAL ATTEMPTS	42		Texas A&M (02/11/2023)
	48		Florida (01/10/2023)
	48		vs Kansas St. (N) (11/23/2022)
FIELD GOAL PERCENTAGE	.259	(14-54)	vs Akron (N) (11/22/2022)
	.328	(19-58)	Kansas City (11/09/2022)
3 PT FG MADE	4		at Texas A&M (01/07/2023)
	4		Arkansas (12/28/2022)
	4		ETSU (12/21/2022)
	4		vs Kansas St. (N) (11/23/2022)
	4		Kansas City (11/09/2022)
3 PT FG ATTEMPTS	13		at Arkansas (01/24/2023)
	15		N.C. Central (12/13/2022)
	15		vs Kansas St. (N) (11/23/2022)
3 PT FG PERCENTAGE	.160	(4-25)	Arkansas (12/28/2022)
	.160	(4-25)	Kansas City (11/09/2022)
FREE THROWS MADE	2		N.C. Central (12/13/2022)
	3		Arkansas St. (11/12/2022)
FREE THROW ATTEMPTS	4		Arkansas St. (11/12/2022)
	8		Tennessee (01/21/2023)
	8		N.C. Central (12/13/2022)
FREE THROW PERCENTAGE	.250	(2-8)	N.C. Central (12/13/2022)
	.450	(9-20)	New Orleans (11/17/2022)
REBOUNDS	25		vs Illinois St. (N) (11/21/2022)
	27		Texas A&M (02/11/2023)
ASSISTS	7		Arkansas (12/28/2022)
	8		UT Arlington (12/02/2022)
	8		vs Akron (N) (11/22/2022)
STEALS	2		Vanderbilt (02/22/2023)
	2		at Kentucky (01/03/2023)
BLOCKED SHOTS	0		at Ole Miss (02/25/2023)
	1		at Mississippi St. (02/08/2023)
	1		at Texas A&M (01/07/2023)
	1		N.C. Central (12/13/2022)
	1		vs Wake Forest (N) (12/10/2022)
	1		Wofford (11/27/2022)
	1		vs Kansas St. (N) (11/23/2022)
	1		vs Akron (N) (11/22/2022)
	1		New Orleans (11/17/2022)
	1		Kansas City (11/09/2022)
TURNOVERS	6		at Kentucky (01/03/2023)
	7		Missouri (03/01/2023)
	7		Texas A&M (02/11/2023)
FOULS	10		at Mississippi St. (02/08/2023)
	11		at Kentucky (01/03/2023)



2022-23 LSU Men's Basketball
Player Highs Analysis
All games

Page 1/4
as of Mar 02, 2023

LSU - Individual Game Highs

POINTS	35		KJ Williams vs Vanderbilt (02/22/2023)
	35		KJ Williams vs Wake Forest (N) (12/10/2022)
	33		KJ Williams vs Illinois St. (N) (11/21/2022)
	29		KJ Williams at Ole Miss (02/25/2023)
	28		KJ Williams vs ETSU (12/21/2022)
FIELD GOALS MADE	14		KJ Williams vs Wake Forest (N) (12/10/2022)
	13		KJ Williams vs Vanderbilt (02/22/2023)
	13		KJ Williams vs Illinois St. (N) (11/21/2022)
FIELD GOAL ATTEMPTS	25		KJ Williams vs Vanderbilt (02/22/2023)
	21		KJ Williams vs Wake Forest (N) (12/10/2022)
FIELD GOAL PERCENTAGE (min 5 made)	.833	(5-6)	Trae Hannibal vs Tennessee (01/21/2023)
	.833	(5-6)	Trae Hannibal at Kentucky (01/03/2023)
3 PT FG MADE	7		KJ Williams vs Wake Forest (N) (12/10/2022)
	6		Adam Miller vs Wofford (11/27/2022)
3 PT FG ATTEMPTS	13		Adam Miller at Kentucky (01/03/2023)
	11		Justice Hill at Missouri (02/01/2023)
	11		Adam Miller at Missouri (02/01/2023)
3 PT FG PERCENTAGE (min 2 made)	1.000	(2-2)	Parker Edwards vs Missouri (03/01/2023)
	1.000	(2-2)	Tyrell Ward vs Vanderbilt (02/22/2023)
	1.000	(2-2)	Adam Miller at Alabama (01/14/2023)
FREE THROWS MADE	12		Derek Fountain vs Alabama (02/04/2023)
	10		Trae Hannibal vs Auburn (01/18/2023)
FREE THROW ATTEMPTS	15		Derek Fountain vs Alabama (02/04/2023)
	12		Trae Hannibal vs Auburn (01/18/2023)
FREE THROW PERCENTAGE (min 3 made)	1.000	(8-8)	KJ Williams vs Missouri (03/01/2023)
	1.000	(8-8)	Adam Miller vs Illinois St. (N) (11/21/2022)
	1.000	(6-6)	Justice Williams at Alabama (01/14/2023)
	1.000	(6-6)	KJ Williams at Texas A&M (01/07/2023)
	1.000	(6-6)	KJ Williams vs Illinois St. (N) (11/21/2022)
	1.000	(6-6)	Derek Fountain vs New Orleans (11/17/2022)
	1.000	(4-4)	Jalen Reed vs Missouri (03/01/2023)
	1.000	(4-4)	Adam Miller at Ole Miss (02/25/2023)
	1.000	(4-4)	Cam Hayes vs Alabama (02/04/2023)
	1.000	(4-4)	Derek Fountain vs Texas Tech (01/28/2023)
	1.000	(4-4)	Trae Hannibal vs Wofford (11/27/2022)
	1.000	(4-4)	Justice Hill vs Akron (N) (11/22/2022)
	1.000	(4-4)	Shawn Phillips Jr. vs New Orleans (11/17/2022)
	1.000	(4-4)	Adam Miller vs Arkansas St. (11/12/2022)
	1.000	(3-3)	Derek Fountain at Mississippi St. (02/08/2023)
	1.000	(3-3)	KJ Williams at Kentucky (01/03/2023)
	1.000	(3-3)	Cam Hayes at Kentucky (01/03/2023)
	1.000	(3-3)	Trae Hannibal vs ETSU (12/21/2022)
	1.000	(3-3)	Derek Fountain vs ETSU (12/21/2022)
	1.000	(3-3)	Adam Miller vs ETSU (12/21/2022)
REBOUNDS	14		KJ Williams vs Missouri (03/01/2023)
	14		Derek Fountain vs N.C. Central (12/13/2022)
	14		KJ Williams vs Kansas City (11/09/2022)
ASSISTS	7		Justice Hill vs Kansas City (11/09/2022)
	6		Justice Hill vs Florida (01/10/2023)
	6		Trae Hannibal vs Winthrop (12/17/2022)
	6		Justice Hill vs Wake Forest (N) (12/10/2022)
	6		Cam Hayes vs Wake Forest (N) (12/10/2022)
STEALS	7		Derek Fountain vs New Orleans (11/17/2022)
	5		Justice Hill at Texas A&M (01/07/2023)



2022-23 LSU Men's Basketball
Player Highs Analysis
All games

Page 2/4
as of Mar 02, 2023

LSU - Individual Game Highs

BLOCKED SHOTS	4	Derek Fountain vs Alabama (02/04/2023)
	3	KJ Williams vs Alabama (02/04/2023)
	3	KJ Williams vs Kansas City (11/09/2022)
TURNOVERS	6	Adam Miller vs Missouri (03/01/2023)
	6	Adam Miller vs Tennessee (01/21/2023)
	6	Adam Miller vs Akron (N) (11/22/2022)
FOULS	5	Jalen Reed vs Vanderbilt (02/22/2023)
	5	Jalen Reed at Georgia (02/14/2023)
	5	Derek Fountain vs Florida (01/10/2023)
	5	Derek Fountain at Texas A&M (01/07/2023)
	5	Derek Fountain vs Wofford (11/27/2022)

Box Scores



Official Basketball Box Score - Final
Kansas City at LSU
11/09/22 Maravich Assembly Center, Baton Rouge
2022-23 Men's Basketball

Game Time: 7:00 PM
Game Duration: 2:08
Attendance: 9,338

Officials: Terry Oglesby, Jeffery Anderson, Landon Brandes

Kansas City - 63

Record: 0-2

NO. Name	Min	FG M-A	3P M-A	FT M-A	Rebounds OR DR TOT	Fouls PF FD	TP	AS	TO	ST	Blocks BS BA	+/-
10. Precious Idaru	F 18:21	1-6	0-4	0-0	2 3 5	0 0	2	0	1	0	1 0	-14
23. Allen David Mukeba	F 36:58	3-11	1-4	0-0	1 2 3	2 1	7	1	4	1	0 1	-5
32. Jeff Ngandu	F 06:57	1-1	0-0	2-3	0 0 0	4 2	4	0	0	0	0 0	-10
5. Shemari Allen	G 37:48	6-15	2-4	5-8	1 5 6	3 7	19	4	1	3	0 3	-12
21. RayQuandis Mitchell	G 38:11	4-12	1-6	6-7	1 5 6	1 6	15	5	3	0	0 0	-11
12. Promise Idaru	31:33	4-8	0-2	1-2	3 7 10	5 3	9	1	4	1	0 0	-1
25. Tyler Andrews	21:41	0-4	0-4	5-5	1 2 3	3 3	5	1	1	1	0 0	1
33. Jevin Sullivan	02:33	0-1	0-1	0-0	0 1 1	0 0	0	0	0	0	0 0	-4
2. Babacar Diallo	01:19	0-0	0-0	0-0	0 0 0	0 0	0	0	0	0	0 0	1
1. Sam Martin	04:39	0-0	0-0	2-2	0 1 1	2 1	2	0	0	0	0 0	0
Team					2 1 3	0	0	2				
Totals		19-58	4-25	21-27	11 27 38	20 23 63	12	16	6	1	4	-11

Technical Fouls: NONE

LSU - 74

Record: 1-0

NO.	Name	Min	FG M-A	3P M-A	FT M-A	Rebounds OR DR TOT	Fouls PF FD	TP	AS	TO	ST	Blocks BS BA	+/-
5	Mwani Wilkinson	F 22:12	3-7	3-4	0-0	1 0 1	4 0	9	2	1	2	0	6
12	KJ Williams	F 38:05	5-13	0-2	3-4	6 8 14	3 3	13	0	4	1	3	13
13	Jalen Reed	F 22:54	1-4	0-1	1-1	1 2 3	3 3	3	1	1	0	1	5
3	Justice Hill	G 30:47	4-9	1-5	4-5	1 3 4	3 4	13	7	3	4	0	15
44	Adam Miller	G 34:07	6-14	4-9	2-2	0 3 3	0 3	18	2	1	2	0	11
20	Derek Fountain	11:13	1-1	0-0	2-2	0 3 3	3 1 4	0	0	1	1	0	5
0	Trae Hannibal	18:37	1-3	0-0	5-9	2 6 8	3 5	7	2	2	1	0	5
4	Kendal Coleman	05:25	0-1	0-0	0-0	0 2 2	0 0	0	0	0	0	0	4
11	Justice Williams	12:12	3-4	0-0	1-3	1 3 4	1 1	7	2	2	0	0	-1
1	Cam Hayes	02:05	0-0	0-0	0-0	0 0 0	1 0	0	0	0	0	0	-3
34	Shawn Phillips	02:23	0-1	0-0	0-0	0 0 0	2 0	0	0	0	0	0	-5
Team						1 2 3	0	0	0				
Totals			24-57	8-21	18-26	13 32 45	23 20	74	16	15	11	4	1 11

Technical Fouls: NONE

	UKC	LSU							
Biggest lead	0 (1 st 20:00)	16 (2 nd 12:03)	Points from	UKC	LSU	Period by Period Scoring			
Best Scoring Run	7 (1 st 1:46)	6 (1 st 17:34)	Turnovers	17	18		1st	2nd	TOT
Lead Changes			Paint	26	28	UKC	34	29	63
Times Tied	0		Second Chance	9	6				
Time with Lead	00:00	38:56	Fast Breaks	7	21	LSU	41	33	74
			Bench	16	18				



Official Basketball Box Score - Final
Arkansas St. at LSU
11/12/22 Maravich Assembly Center, Baton Rouge
2022-23 Men's Basketball

Game Time: 5:00 PM
Game Duration: 1:51
Attendance: 9,011

Officials: Doug Shows, Marques Pettigrew, Shaun Seales

Arkansas St. - 52

Record: 1-1

Shooting By Period												
NO. Name	Min	FG M-A	3P M-A	Rebounds OR DR TOT	Fouls PF FD	TP	AS	TO	ST	Blocks BS BA	+/-	
1 Markiese Davis	F 34:02	3-9	3-8	0 7 7	3 1 9	0	1	1	0	0	-10	1st FG% 11-27 40.7%
22 Omar El-Sheikh	F 27:52	7-12	1-1	2-3 5 8	1 3 17	0	5	2	1	1	-13	3PT% 2-11 18.2%
35 Itzayah Nelson	F 25:30	3-5	0-0	1-1 3 4	7 3 1	7	0	2	1	0	-6	FT% 2-3 66.7%
0 Caleb Fields	G 33:06	3-5	0-1	0-0 2 2	1 3 6	4	4	0	0	1	-6	2nd FG% 11-30 36.7%
2 Avery Feltz	G 35:17	3-10	1-7	0-0 2 3	5 2 1 7	3	1	1	1	0	-4	3PT% 3-14 21.4%
4 Alaeddine Boutayeb	07:13	0-0	0-0	0 1 1	0 0 0	0	0	0	0	2	3	FT% 1-1 100%
11 Terrance Ford Jr.	25:39	2-12	0-6	0-0 2 2	4 2 4	2	1	1	1	0	-5	GM FG% 22-57 38.6%
23 Julian Lual	09:30	1-4	0-2	0-0 1 0	1 2 0	2	0	0	1	0	-1	3PT% 5-25 20.0%
50 Antwon Jackson	01:51	0-0	0-0	0 1 1	0 0 0	0	0	0	0	0	-3	FT% 3-4 75.0%
Team				1 0 1	0	0	2					Dead Ball Rebounds: 0.0
Totals		22-57	5-25	14 25 35	16 11	52	9	16	7	2	3	-9
Technical Fouls: Coach 2 nd 15-18												

Technical Fouls: Coach 2nd 15:48

LSU - 61

Record: 2-0

NO. Name	Min	FG	3P	FT	Rebounds		Fouls	TP	AS	TO	Blocks		+/-			
					OR	DR					TOT	BS		BA		
1st FG% 11-26 42.3%																
5 Mwani Wilkinson	F 20:27	0-1	0-0	0	6	6	1	1	0	2	1	0	12			
12 KJ Williams	F 23:43	6-12	3-5	0-0	2	2	4	2	0	15	1	1	0	8		
13 Jalen Reed	F 22:30	0-3	0-0	5-6	1	2	3	2	3	5	0	2	1	0	15	
3 Justice Hill	G 30:45	5-13	1-4	0-1	1	3	4	0	3	11	3	1	0	0	8	
44 Adam Miller	G 39:03	9-15	4-9	4-4	0	3	3	1	3	26	1	0	0	1	7	
0 Trae Hannibal	22:04	0-4	0-0	4-5	1	4	5	2	4	4	2	3	3	0	1	
20 Derek Fountain	18:57	0-1	0-0	0	3	3	5	1	0	0	2	0	0	0	0	
4 Kendal Coleman	07:30	0-1	0-0	0-0	1	1	2	1	0	0	0	0	1	0	-2	
11 Justice Williams	09:15	0-0	0-0	0-0	0	0	0	1	1	0	0	0	1	0	1	
15 Tyrell Ward	04:00	0-1	0-1	0-0	0	0	0	0	0	0	0	0	0	0	-3	
34 Shawn Phillips	01:46	0-0	0-0	0-0	0	1	1	0	0	0	1	0	0	0	-2	
Team					0	1	1	0	0	1						
Totals		20-51	8-20	13-16	8	26	34	11	15	61	9	13	6	3	2	9
2nd FG% 9-25 36.0%																
3PT% 4-11 36.4%																
3PT% 8-10 80%																
GM FG% 20-51 39.2%																
3PT% 8-20 40.0%																
FT% 13-16 81.2%																
Dead Ball Rebounds: 1.0																

Technical Fouls: NONE

	ASU	LSU					
Biggest lead	1 (1 st 13:49)	13 (2 nd 2:50)	Points from	ASU	LSU	Period by Period Scoring	
Best Scoring Run	7(2 nd 13:11)	11 (2 nd 2:50)	Turnovers	16	23		
			Paint	30	18		
Lead Changes	2	2	Second Chance	12	5	ASU	26
Times Tied	0	0	Fast Breaks	7	2		
Time with Lead	01:02	38:29	Bench	6	4		26
							61



Official Basketball Box Score - Final
New Orleans at LSU
11/17/22 John Gray Gymnasium, George Town, Cayman Islands
2022-23 Men's Basketball

Game Time: 7:00 PM
Game Duration: 2:22
Attendance: 9,224

Officials: Steven Anderson, Robert Fuller, R.J. Olyburn

New Orleans - 62

Record: 1-2

													Shooting By Period			
NO. Name	Min	FG	3P	FT	OR	DR	TOT	Fouls	TP	AS	TO	ST	Blocks			
		M	A	M	A	M	A	P	F	P	F	P	B	S	B	+/-
5 Tyson Jackson	F 33:30	5-9	0-1	4-11	0	2	2	3	9	14	1	4	1	0	0	-21
11 Simeon Kirkland	F 22:26	3-6	0-0	0-2	1	1	2	5	6	3	1	0	0	0	0	-12
13 Jamond Vincent	G 14:41	0-2	0-1	0-0	0	0	0	0	0	1	1	0	0	0	0	-22
20 Khaleel Wilson-Rouse	G 33:02	7-15	5-9	2-2	1	7	8	2	2	21	2	3	1	0	1	-18
23 Preston Murphy Jr.	G 30:18	1-4	0-2	0-0	0	1	1	1	0	2	3	2	0	0	0	-16
0 Daniel Sackey	11:14	0-0	0-0	0-1	1	1	1	0	0	1	2	0	0	0	0	-18
2 Kmani Doughty	19:41	4-8	1-2	0-0	1	3	4	2	1	9	1	4	1	1	1	-11
3 D'Ante Bell	16:50	2-4	0-0	2-3	2	2	4	2	3	6	0	4	0	0	0	-11
22 Darius Washington	03:37	0-0	0-0	0-0	0	1	1	1	0	0	0	0	0	0	0	-5
4 Omarion Henry	03:16	0-0	0-0	0-0	0	0	0	0	0	0	1	0	0	0	0	-7
12 Spencer Simes	02:28	0-0	0-0	0-0	0	0	0	0	0	1	0	0	0	0	0	-2
10 Marquez Cooper	08:57	1-2	1-2	1-2	1	1	2	2	2	4	0	0	0	0	0	-2
Team					3	1	4	0	0	0	0	0				
Totals		23-50	7-17	9-20	9	20	29	21	23	62	12	23	3	1	3	-29

Technical Fouls: NONE

LSU - 91

Record: 3-0

NO. Name	Min	Shooting By Period										
		FG M-A	3P M-A	FT M-A	Rebounds OR DR TOT	Fouls PF FD	TP	AS	TO	ST	Blocks BS BA	+/-
5 Mwani Wilkinson	F 17:48	2-4	2-4	0-0	0 0 0	3 0	6	1	0	0	0	17
12 KJ Williams	F 19:07	3-5	1-2	0-0	1 3 4	2 0	7	0	3	3	0	24
13 Jalen Reed	F 20:51	3-3	0-0	2-4	2 4 6	4 3	8	0	1	1	0	10
3 Justice Hill	G 26:08	4-9	3-5	1-2	1 1 2	1 2	12	5	2	3	0	32
44 Adam Miller	G 22:42	2-8	1-7	2-2	0 2 2	1 2	7	1	1	1	0	17
20 Derek Fountain	17:18	4-5	1-1	6-6	3 5 8	1 7	15	2	1	7	0	20
0 Trae Hannibal	16:35	2-7	0-0	3-5	1 1 2	1 3	7	0	2	0	0	2
11 Justice Williams	07:55	2-4	0-1	1-2	0 0 0	0 1	5	1	1	0	0	6
4 Kendol Coleman	17:12	2-2	0-0	0-1	2 5 7	3 1	4	0	1	2	2	6
1 Cam Hayes	16:21	5-7	3-5	0-0	0 0 0	1 0	13	3	1	0	1	13
34 Shawn Phillips	04:18	0-0	0-0	4-4	0 1 1	4 2	4	1	1	0	0	-3
15 Tyrell Ward	10:24	1-3	1-2	0-0	0 0 0	2 0	3	0	0	0	0	1
10 Brandon Egemo	01:07	0-0	0-0	0-0	0 1 1	0 0	0	0	0	0	0	0
25 Adam Benhayoune	01:07	0-0	0-0	0-0	0 0 0	0 0	0	0	0	0	0	0
30 Parker Edwards	01:07	0-1	0-1	0-0	0 0 0	0 0	0	0	0	0	0	0
Team					2 1 3	0	0	0				
Totals		30-58	12-28	19-26	12 24 36	23 21	91	14	14	17	3	1 29

Technical Fouls: NONE

	UNO	LSU					
Biggest lead	4 (1 st 18:29)	34 (2 nd 6:07)	Points from Turnovers	UNO 7	LSU 22	Period by Period Scoring	
Best Scoring Run	7 (2 nd 2:53)	14 (1 st 5:15)	Paint	26	32	1st	2nd
Lead Changes	1	0	Second Chance	13	14	TOT	
Times Tied	1	0	Fast Breaks	4	15	UNO 25	37
Time with Lead	02:31	36:41	Bench	19	51	62	
						LSU 47	44
						91	



Official Basketball Box Score - Final
Illinois St. at LSU
11/21/22 John Gray Gymnasium, George Town, Cayman Islands
2022-23 Men's Basketball

Game Time: 11:00 AM
Game Duration: 2:06

Officials: Doug Shows, Eric Curry, Bobby Daw

Illinois St. - 61

Record: 2-3

No.	Name	Min	FG	3P	FT	Reb	OR	DR	PF	Fouls	TP	AS	TO	ST	Blocks		+/-	Shooting By Period		
															BS	BA		1st FG	2nd FG	3rd FG
13	Liam McChesney	F 19:46	3-8	1-6	0-0	0	2	2	3	2	7	2	1	1	0	0	-7	1st FG	7-27	25.9%
22	Kendall Lewis	F 31:23	2-5	0-2	5-6	1	1	2	4	9	2	7	0	1	0	0	-13	3PT%	1-13	7.7%
1	Malachi Poindeexter	G 31:10	1-6	0-2	0-0	0	0	0	3	3	0	2	1	3	0	2	-18	FT%	3-4	75%
10	Darius Buford	G 33:43	7-12	1-3	2-2	0	6	6	4	2	17	2	3	2	0	0	-10	2nd FG	15-25	60.0%
15	Colton Sandage	G 28:21	4-8	3-6	1-2	0	1	2	12	12	0	0	0	0	0	-6	3PT%	4-9	44.4%	
33	Joe Petrakis	G 33:10	1-5	0-3	0-0	0	2	3	1	2	0	0	1	1	0	-1	GM Fouls	22-52	42.3%	
3	Seneca Knight	B 28:29	5-7	0-0	4-4	0	7	7	4	5	14	4	1	1	0	-6	3PT%	5-22	22.7%	
20	Jayden Schmitt	02:02	0-0	0-0	0-0	0	0	0	2	0	0	2	0	0	0	-2	FT%	12-14	85.7%	
54	Ryan Johnson	06:17	0-0	0-0	0-0	0	1	1	1	0	0	0	0	0	0	-7	Dead Ball Rebounds: 2			
5	Alston Andrews	02:47	0-0	0-0	0-0	0	0	0	0	0	0	0	0	0	0	-4				
23	Harouna Sissoko	02:42	0-1	0-0	0-0	0	0	0	0	0	0	0	0	0	1	3				
Team						1	3	4	0	0	0	0	0	0	0					
Totals			22:52	5-22	12-24	4	21	25	24	18	61	13	9	8	3	3	-16			

Box Scores



Official Basketball Box Score - Final
LSU at Akron
11/22/22 John Gray Gymnasium, George Town, Cayman Islands
2022-23 Men's Basketball

Game Time: 1:30 PM
Game Duration: 2:04

Officials: John Gaffney, Doug Shows, Matt Potter

LSU - 73		Record: 5-0															
NO. Name	Min	FG	3P	FT	Rebounds	Fouls	TP	AS	TO	ST	Blocks	+/-	Shooting By Period				
5 Mwani Wilkinson	F 10:13	1-1	0-0	0-0	OR DR TOT	PF	FO	2	1	0	0	0	1st	FG%	9-24	37.5%	
12 KJ Williams	F 30:59	6-13	2-4	5-6	2 3 5	3	4	19	0	0	3	1	3PT%	5-9	55.6%		
13 Jalen Reed	F 19:21	1-3	1-1	0-0	0 4 4	0	1	3	1	0	0	0	FT%	10-11	90.9%		
3 Justice Hill	G 25:43	5-11	0-3	4-4	0 2 2	2	2	14	3	0	0	0	2nd	FG%	16-28	57.1%	
44 Adam Miller	G 38:37	9-15	5-9	0-0	0 2 2	4	0	23	2	6	0	0	3PT%	4-10	40.0%		
20 Derek Fountain	20:39	2-3	0-0	1-1	2 1 3	4	1	5	1	1	2	0	FT%	4-5	80%		
0 Trae Hannibal	22:57	0-1	0-0	0-0	0 5 5	2	1	0	3	1	2	0	GM FG%	25-52	48.1%		
1 Cam Hayes	16:31	1-3	1-1	4-5	0 1 1	2	4	7	3	1	1	0	3PT%	9-19	47.4%		
4 Kendal Coleman	09:01	0-1	0-0	0-0	0 0 0	3	0	0	0	0	1	0	-1	FT%	14-16	87.5%	
15 Tyrell Ward	05:59	0-1	0-1	0-0	0 1 1	0	0	0	0	0	1	0	3	Dead Ball Rebounds: 3, 0			
Team					3 3 6			0	1								
Totals		25-52	9-19	14-16	8 23 31	23	13	74	14	10	9	3	15				

Technical Fouls: Miller 1 st 10:04 Hill 2 nd 14:54 Fountain 2 nd 24:2																				
Akron - 58		Record: 3-2																		
NO.	Name	Min	FG M/A	3P M/A	FT M/A	Reb OR DR TOT	Fouls PF FO	TP	AS	TO	ST	Blocks BS BA	+/-							
11	Sammy Hunter	F 27:09	4-14	3-11	2-2	1 0 1	0 1	13	0	0	1	0	-6							
25	Enrique Freeman	F 34:00	1-6	0-0	1-4	5 5 10	1 6	3	2	1	0	1	-11							
2	Greg Tribble	G 29:44	0-3	0-0	3-4	1 3 4	5 5	3	0	3	0	0	-8							
4	Trendon Hankerson	G 22:11	0-2	0-1	2-2	1 2 3	2 4	1	2	1	0	0	-8							
13	Xavier Castaneda	G 36:06	6-16	4-9	12-16	1 5 6	0 6	28	4	3	1	0	-3							
1	Gavin Clarke	17:03	1-6	0-3	0-0	1 0 1	1 1	2	1	1	0	0	-20							
34	Nate Johnson	20:20	0-2	0-0	0-0	5 2 7	0 0	0	0	2	0	0	-10							
0	Amani Lyles	02:34	1-2	0-0	0-0	0 0 0	0 0	2	0	0	0	0	-9							
5	Tavarri Johnson	10:53	1-3	1-1	2-2	0 0 0	3 1	5	0	2	2	0	0							
Team						4	1	5		0	1									
Totals						14-54	8-25	22-30	19	17	36	14	21	58	8	14	4	1	3	-15
														1 st FG% 9-29 31.0%						
														3PT% 5-16 31.3%						
														FT% 12-15 80%						
														2 nd FG% 5-25 20.0%						
														3PT% 3-9 33.3%						
														FT% 10-15 66.7%						
														GM FG% 14-54 25.9%						
														GM FT% 9-25 36%						
														FT% 22-30 73.3%						
														Dead Ball Rebounds: 6, 1						

Technical Fouls: Hankerson 1st10:04

	LSU	AKR
Biggest lead	15 (2 nd 2:19)	8 (1 st 4:21)
Best Scoring Run	6 (1 st 14:25)	8 (1 st 7:53)
Lead Changes	8	
Times Tied	5	
Time with Lead	25:58	09:54

Points from	LSU	AKR
Turnovers	13	14
Paint	22	10
Second Chance	8	9
Fast Breaks	4	2
Bench	12	9

Period by Period Scoring	1st	2nd	TOT
LSU	33	40	73
AKR	35	23	58



Official Basketball Box Score - Final
LSU at Kansas St.
11/23/22 John Gray Gymnasium, George Town, Cayman Islands
2022-23 Men's Basketball

Game Time: 7:30 PM
Game Duration: 2:08
Attendance: 2,400

Officials: Jeff Anderson, John Higgins, Doug Shows

LSU - 59		Record: 5-1												
NO. Name		Min	FG M-A	3P M-A	FT M-A	Rebounds OR DR TOT	Fouls PF FD	TP	AS	TO	ST	Blocks BS BA	+/-	
5 Mwani Wilkinson	F	11:58	1-2	1-1	0-0	0 3 3	4 0	3	0	2	1	0	8	
12 KJ Williams	F	35:38	8-13	0-1	1-2	5 5 10	3 2	17	1	2	1	1	-1	
13 Jalen Reed	F	23:31	2-3	0-1	2-2	0 0 0	3 4	6	2	3	0	1	3	
3 Justice Hill	G	35:38	4-15	2-6	2-6	1 1 2	1 5	12	2	4	2	0	0	
44 Adam Miller	G	29:56	4-12	2-8	1-2	0 2 2	3 1	11	1	1	0	1	-6	
20 Derek Fountain		13:32	1-2	0-0	1-2	0 1 1	1 3	3	0	1	0	0	-4	
0 Trae Hannibal		28:09	1-1	0-0	0-0	0 5 5	2 0	2	4	1	4	0	-8	
1 Cam Hayes		12:45	1-2	1-1	0-0	0 2 2	2 0	3	0	3	0	0	-3	
4 Kendal Coleman		04:22	0-1	0-0	0-0	1 1 2	0 0	0	0	0	0	1	-1	
15 Tyrell Ward		04:31	1-2	0-1	0-0	2 0 2	1 0	2	0	0	1	0	2	
Team						0 1 1		0	0					
Totals			23-53	6-19	7-14	9 21 30	22 15	59	10	17	9	3	-2	

Shooting By Period		
1 st FG%	16-34	47.1%
3P%	5-10	50.0%
FT%	4-10	40%
2 nd FG%	7-19	36.8%
3P%	1-9	11.1%
FT%	3-4	75%
GM FG%	23-53	43.4%
3P%	6-19	31.6%
FT%	7-14	50.0%
Dead Ball Rebounds: 5.0		

Technical Fouls: Miller 1st11:32

Kansas St. - 61		Record: 6-0												
NO.	Name	Min	FG M-A	3P M-A	FT M-A	Rebounds OR DR TOT	Fouls PF FD	TP	AS	TO	ST	Blocks BS BA	+/-	
3	David N'Guessan	F 30:42	0-2	0-0	2-2	1 0 1	2 4	2	1	1	1	0	-1	
11	Keyontae Johnson	F 26:37	4-7	1-1	7-8	1 3 4	4 6	16	0	1	0	0	-9	
35	Nae'Owan Tomlin	F 29:18	0-4	0-1	0-0	2 1 3	3 2	0	2	1	1	0	0	
1	Markquis Nowell	G 33:14	6-14	2-5	4-4	1 3 4	0 0	18	4	5	1	0	2	
5	Cam Carter	G 24:37	3-9	0-3	0-0	0 7 7	3 3	6	1	4	1	0	1	
4	Tykeel Greene	14:53	0-1	0-1	1-4	0 1 1	3 2	1	0	2	1	0	0	
13	Desi Sills	33:10	6-9	1-3	3-3	0 1 1	0 2	16	5	2	0	0	1	
23	Abayomi Iyola	06:38	1-1	0-0	0-0	0 4 4	1 0	2	0	1	1	1	0	
25	Ismael Massoud	00:51	0-1	0-1	0-0	0 0 0	0 0	0	0	0	0	0	-3	
Team						3 2 5		0	0					
Totals			20-48	4-15	17-21	8 22 30	16 21	61	13	17	6	1 3 2		

Shooting By Period	
1 st	FG% 10-20 50.0%
	3PT% 3-9 33.3%
	FT% 10-14 71.4%
2 nd	FG% 10-12 83.3%
	3PT% 1-6 16.7%
	FT% 7-7 100%
GM FG%	20-48 41.7%
	3PT% 4-15 26.7%
	FT% 17-21 81.0%
Dead Ball Rebounds: 3, 1	

Technical Fouls: Johnson 1st14:46

	LSU	KSU
Biggest lead	12 (1 st 5:35)	3 (2 nd 7:23)
Best Scoring Run	8 (1 st 11:51)	11 (2 nd 7:23)
Lead Changes	8	
Times Tied	4	
Time with Lead	30:45	05:22

Points from	LSU	KSU
Turnovers	13	16
Paint	28	28
Second Chance	9	1
Fast Breaks	3	10
Bench	10	19

Period by Period Scoring	1st	2nd	TOT
LSU	41	18	59
KSU	33	28	61



Official Basketball Box Score - Final
Wofford at LSU
11/27/22 Maravich Assembly Center, Baton Rouge
2022-23 Men's Basketball

Game Time: 2:00 PM
Game Duration: 2:00
Attendance: 8,428

Officials: Tony Greene, Jeb Harless, Hunter Allen

Wofford - 75		Record: 4-3																	
NO. Name		Min	FG		3P	FT	Rebounds		Fouls		TP	AS	TO	ST	Blocks		+/-	Shooting By Period	
			M	A			M	A	OR	DR					TOT	PF			
11 Amari Tice	F	24:17	1-4	1-4	0-0	2	5	7	2	0	3	0	3	0	0	0	6	1st FG	12-27 44.4%
25 Messiah Jones	F	25:32	2-4	0-1	1-2	1	3	4	4	4	5	2	1	2	0	0	0	1st FG	6-15 40.0%
33 B.J. Mack	C	31:10	7-14	2-7	2-2	3	6	9	4	2	18	4	2	1	0	2	0	2nd FG	16-31 51.6%
1 Jackson Paveletzke	G	35:29	7-10	1-2	4-4	1	2	3	2	3	19	5	3	1	0	-1	0	2nd FG	5-16 31.3%
10 Corey Tripp	G	34:13	5-9	3-5	1-1	1	1	2	2	1	14	1	3	0	0	1	2	GM FG	5-6 83.3%
14 Kyler Filwich		05:06	0-0	0-0	0-0	1	0	1	0	1	0	0	0	0	0	-8	0	GM FG	28-58 48.3%
12 Carson McCorkle		29:08	4-12	3-9	0-0	0	2	2	3	0	11	0	0	0	1	0	-1	3rd FG	11-31 35.5%
0 Jackson Silvills		07:29	0-2	0-2	0-0	0	0	0	0	1	0	0	0	0	0	-5	0	TP	3-7 42.9%
13 Adam Silas		07:36	2-3	1-1	0-0	0	1	1	0	0	5	0	1	0	0	-10	0	Dead Ball Rebounds	0-0 0.0%
Team						0	1	1			0	0							
Totals			28-58	11-31	8-9	9	21	30	17	12	75	12	13	5	1	2	-3		

LSU - 78		Record: 6-1										Technical Fouls: Jones 2 nd ; /50									
NO.	Name	Min	FG M-A	3P M-A	FT M-A	Rebounds OR DR TOT	Fouls PF TD	TP	AS	TO	ST	Blocks BS BA	+/-	Shooting By Period							
5	Mwani Wilkinson	F 12:43	2-4	1-3	0-0	0 1 1	0 0	5	2	0	0	0	0	-9	1 st FG%	15-28	53.6%				
12	KJ Williams	F 35:33	6-12	1-4	2-2	2 3 5	2 2	15	1	2	1	0	0	5	3PT%	2-8	25.0%				
13	Jalen Reed	F 19:56	1-4	0-0	0-0	0 2 2	3 5	0	2	2	2	1	0	-11	1 st FG%	5-8	100%				
3	Justice Hill	G 25:58	3-9	0-3	0-0	0 0 0	1 1	6	2	0	1	0	0	-15	2 nd FG%	13-25	52.0%				
44	Adam Miller	G 37:59	9-13	6-9	2-4	0 4 4	1 2	28	0	3	2	1	0	4	3PT%	6-11	54.5%				
20	Derek Fountain	13:01	0-0	0-0	2-2	0 1 1	5 3	2	0	0	2	0	0	0	FGM FG%	9-12	75%				
0	Trae Hannibal	29:18	4-6	0-0	4-4	1 3 4	1 3	12	2	2	0	0	0	11	2PT%	8-9	88.9%				
1	Cam Hayes	14:06	1-3	0-0	1-2	0 1 1	1 1	3	2	0	1	1	0	16	FT%	14-17	82.4%				
4	Kendal Coleman	11:26	2-2	0-0	3-3	0 2 2	1 2	7	0	2	0	0	0	1	Dead Ball Rebounds: 2, 1						
Team						0 2 3		0													
Totals			28-53	8-19	14-17	5 21 26	12 16	78	11	11	8	2	1	3							

Technical Fouls: NONE

	WOF	LSU
Biggest lead	5 (2 nd 4:26)	7 (1 st 4:23)
Best Scoring Run	10 (1 st 2:00)	10 (2 nd 19:50)
Lead Changes	19	
Times Tied	8	
Time with Lead	12:44	22:12

Points from	WOF	LSU
Turnovers	15	12
Paint	30	34
Second Chance	14	6
Fast Breaks	12	17
Bench	16	24

Period by Period Scoring	1st	2nd	TOT
WOF	33	42	75
LSU	37	41	78



Official Basketball Box Score - Final
UT Arlington at LSU
12/02/22 Maravich Assembly Center, Baton Rouge
2022-23 Men's Basketball

Game Time: 7:00 PM
Game Duration: 2:08
Attendance: 5,145

Officials: Pat Adams, Byron Jarrett, Chris Ford

UT Arlington - 59													Record: 4-5			
NO.	Name	Min	FG M-A	3P M-A	FT M-A	Rebounds OR DR TOT	Fouls PF FO	TP	AS	TO	ST	Blocks BS BA	+/-	Shooting By Period		
22	Sherman Wilson	F 23:04	3-4	0-0	1-2	1 5 6	3 2	7	0	2	1	0	-5	1st FG% 9-31	29.0%	
00	Aaron Cash	G 25:58	3-10	2-4	0-0	2 3 5	2 1	8	0	0	1	0	-13	3PT% 1-7	28.6%	
1	Cherald Weaver	G 28:42	1-4	0-1	4-4	2 2 4	2 3	6	0	1	0	0	-14	2nd FG% 15-33	45.5%	
4	Kyron Gibson	G 22:38	2-8	1-5	1-4	0 1 1	2 3	6	2	1	1	1	-4	3PT% 3-12	25.0%	
55	Marion Humphrey	G 33:18	7-11	1-1	0-1	1 2 3	0 3	15	4	2	1	2	0	FG% 4-6	80.0%	
2	Brandon Walker	15:56	5-11	0-2	0-0	2 3 5	4 1	10	0	1	0	0	6	GM FG% 24-64	37.5%	
5	Brandon Talkot	21:20	1-8	1-5	0-0	0 3 3	0 0	3	1	1	2	0	-4	3PT% 1-9	16.7%	
21	Pedro Castro	16:21	0-3	0-1	0-0	0 1 1	2 1	0	1	0	0	0	11	FG% 1-11	54.5%	
23	Dario Domingos	14:43	2-5	0-0	0-0	5 2 7	2 0	4	0	0	0	0	3	Dead Ball Rebounds: 2.0		
Team						1 0 1		0	0							
Totals				24-64	5-19	6-11	14 22 36	17 14	59	8	9	6	4	3	-4	

Technical Fouls: NONE

LSU - 63														Shooting By Period					
NO. Name	Min	FG M-A	3P M-A	FT M-A	Rebounds OR DR TOT	Fouls PF FD	TP	AS	TO	ST	BS BA	+/-	1st FG	1st 3P	2nd FG	2nd 3P	3rd FG	3rd 3P	
5 Mwani Wilkinson	F 14:14	1-2	1-2	0-0	0 0 0	0 0	3	0	0	0	0	1	39.3%	3PT%	3-9	32.3%	3PT%	3-9	32.3%
12 KJ Williams	F 33:39	6-14	2-3	0-0	4 5 9	1 1	14	1	2	0	1	1	66.7%	FT%	4-6	66.7%	FT%	4-6	66.7%
13 Jalen Reid	F 14:28	1-3	1-1	0-0	0 5 5	1 1	3	0	1	0	1	-4	100%	100%	10-23	43.5%	100%	10-23	43.5%
20 Derek Fournier	G 20:00	0-5	0-2	0-0	0 2 2	0 0	2	0	1	0	0	0	66.7%	3PT%	4-9	44.4%	3PT%	4-9	44.4%
44am Adler Miller	G 37:08	3-8	2-7	3-4	0 1 1	1 2	11	0	3	1	1	0	4	10-15	66.7%	10-15	66.7%	10-15	66.7%
0 Trae Hannibal	20:28	1-3	0-0	5-7	0 4 4	3 4	7	4	0	0	1	0	12	GM FG	21-51	41.2%	GM FG	21-51	41.2%
20 Derek Fournier	19:19	3-5	1-1	1-2	2 4 6	4 3	8	2	4	0	0	0	15	3PT%	3-7	38.9%	3PT%	3-7	38.9%
4 Kendall Coleman	12:38	3-4	0-2	1-5	6 6	1 2	7	1	0	1	0	-4	FT%	14-21	66.7%	FT%	14-21	66.7%	
1 Cam Hayes	10:50	2-6	0-2	3-4	1 1 2	0 0	0	0	0	0	0	1	Dead Ball Rebounds: 4.0						
15 Tyrrell Ward	04:11	0-1	0-0	0-0	0 1 1	0 0	0	0	0	0	0	-5							
Team		4 1 5																	
Totals		21-51	7-18	14-21	11 29 40	17 17	63	11	5	3	4	4							

Box Scores



Official Basketball Box Score - Final
Wake Forest at LSU
12/10/22 State Farm Arena, Atlanta
2022-23 Men's Basketball

Game Time: 2:01 PM
Game Duration: 1:57

Officials: Tony Greene, Steve Anderson, Mike Roberts

Wake Forest - 70

Record: 7-3

NO.	Name	Min	FG	3P	FT	Rebounds	Fouls	TP	AS	TO	ST	Blocks	+/-
			M-A	M-A	M-A	OR DR TOT	PF FD					BS BA	
11	Andrew Carr	F 16:36	2-2	0-0	1-1	0 2 2	5 2	5	0	4	0	1 0	18
25	Zach Keller	F 13:22	0-3	0-2	0-0	0 2 2	2 0	0	0	0	1	0 0	-12
1	Tyree Appleby	G 37:29	11-13	2-4	2-3	0 1 1	2 2	26	6	3	1	0 0	0
2	Cameron Hinketh	G 37:59	4-11	1-3	3-3	0 8 8	2 4	12	4	4	0	0 0	0
30	Daman Monsanto	G 22:43	2-10	2-10	0-0	0 1 1	0 0	6	1	1	1	0 0	-5
4	Daivien Williams	24:14	1-5	0-3	2-2	0 1 1	0 1	4	0	1	1	0 0	-5
33	Matthew Marsh	24:07	6-6	0-0	1-4	1 10 11	1 4	13	0	0	1	0 0	12
10	Jao Ituka	02:31	1-2	0-0	0-0	1 1 2	0 2	2	0	0	0	0 1	-2
20	Davion Bradford	02:31	0-0	0-0	0-0	2 0 2	2 0	0	0	2	0	0 0	-2
34	Bobbi Klintman	18:28	1-3	0-2	0-0	2 1 3	1 0	2	0	0	0	0 0	-14
Team						2 2 4		0	0	0			
Totals			28-55	5-24	9-13	8 29 37	15 15	70	11	15	5	1 1	-2

Technical Fouls: NONE

Shooting By Period		
1st FG%	16-30	53.3%
3PT%	5-16	31.2%
FT%	4-7	57.1%
2nd FG%	12-25	48.0%
3PT%	0-8	0.0%
FT%	5-6	83.3%
GM FG%	28-55	50.9%
3PT%	5-24	20.8%
FT%	9-13	69.2%

Dead Ball Rebounds: 2, 0

LSU - 72

Record: 8-1

NO.	Name	Min	FG	3P	FT	Rebounds	Fouls	TP	AS	TO	ST	Blocks	+/-
			M-A	M-A	M-A	OR DR TOT	PF FD					BS BA	
15	Mwani Wilkinson	F 10:29	0-4	0-2	0-0	0 1 1	0 0	0	1	0	2	0 0	-9
12	KJ Williams	F 36:33	14-21	7-9	0-2	4 6 10	3 2	35	1	2	1	1 0	8
20	Derek Fountain	F 29:45	4-5	0-0	3-6	3 2 5	1 7	11	0	2	4	0 0	-13
3	Justice Hill	G 24:21	2-6	0-0	0-0	0 1 1	1 0	4	6	0	0	0 0	5
44	Adam Miller	G 36:36	1-10	1-6	0-0	0 0 1	1 1	0	3	1	2	0 0	-1
0	Trae Hannibal	04:20	0-2	0-0	0-0	0 0 0	1 0	0	0	0	0	0 0	-6
1	Cam Hayes	27:45	5-10	2-6	1-1	1 4 5	3 2	13	6	1	0	1 0	14
13	Jalen Reed	09:21	0-0	0-0	1-4	0 0 0	1 2	1	0	0	0	0 0	-8
4	Kendall Coleman	03:27	0-0	0-0	0-0	0 0 0	2 0	0	0	0	0	0 0	-6
11	Justice Williams	17:23	2-6	0-3	1-2	0 1 1	2 2	5	2	1	1	0 0	10
Team						1 5 6		0	0				
Totals			28-64	10-26	6-15	9 21 30	15 15	72	17	7	9	1 1	2

Technical Fouls: NONE

Shooting By Period		
1st FG%	13-33	39.4%
3PT%	4-9	44.4%
FT%	3-7	42.9%
2nd FG%	15-31	48.4%
3PT%	6-17	35.3%
FT%	3-8	37.5%
GM FG%	28-64	43.8%
3PT%	10-26	38.5%
FT%	6-15	40.0%

Dead Ball Rebounds: 7, 0

	WFU	LSU				
Biggest lead	20 (1st 4:16)	5 (1st 18:13)	Points from	WFU	LSU	Period by Period Scoring
Best Scoring Run	17 (1st 13:10)	11 (1st 0:39)	Turnovers	11	21	
Lead Changes	8	7	Paint	44	32	
Times Tied	6	1	Second Chance	7	14	
Time with Lead	23:25	12:16	Fast Breaks	17	8	
			Bench	21	19	



Official Basketball Box Score - Final
N.C. Central at LSU
12/13/22 Maravich Assembly Center, Baton Rouge
2022-23 Men's Basketball

Game Time: 6:00 PM
Game Duration: 1:53
Attendance: 6,212

Officials: Don Daly, Brian Dorsey, Wesley Ford

N.C. Central - 57

Record: 5-6

NO.	Name	Min	FG	3P	FT	Rebounds	Fouls	TP	AS	TO	ST	Blocks	+/-
			M-A	M-A	M-A	OR DR TOT	PF FD					BS BA	
2	Kris Monroe	F 16:07	2-4	1-2	0-0	0 2 2	5 0	5	0	1	0	0 0	6
35	Brendan Medley-Bacon	C 36:07	5-6	0-0	0-0	0 2 2	4 1	10	0	3	0	0 1	-7
5	Justin Wright	G 34:37	6-14	1-3	1-2	0 4 4	2 1	14	0	4	0	1 1	-9
11	Marque Maultsby	G 19:27	3-8	2-4	1-2	0 2 2	1 3	9	0	1	1	0 1	-2
21	Eric Boone	G 30:00	1-6	0-1	0-0	1 5 6	2 0	2	8	1	2	0 1	-8
44	Dan Oladapo	22:38	1-5	0-0	0-4	3 2 5	2 3	2	0	1	0	0 1	-22
0	Fred Cleveland Jr.	10:25	1-2	1-1	0-0	0 1 1	0 0	3	0	1	0	0 0	-2
1	Ja'Darius Harris	04:58	1-3	0-0	0-0	0 1 1	0 0	2	1	2	0	0 0	-1
23	Cameron Butler	02:49	0-0	0-0	0-0	0 0 0	0 0	0	0	0	0	0 0	0
52	Devon Butts	20:33	4-7	2-4	0-0	0 4 4	0 1	10	1	0	3	0 0	-8
24	Nicolas Fennell	02:19	0-0	0-0	0-0	0 2 2	1 0	0	0	0	1	0 0	2
Team						0 2 2		0	0				
Totals			24-55	7-15	2-8	4 27 31	17 9	57	10	14	7	1 5	-10

Technical Fouls: NONE

LSU - 67

Record: 9-1

NO.	Name	Min	FG	3P	FT	Rebounds	Fouls	TP	AS	TO	ST	Blocks	+/-
			M-A	M-A	M-A	OR DR TOT	PF FD					BS BA	
12	KJ Williams	F 31:07	7-13	1-3	3-3	3 9 12	2 2	18	2	2	1	2 0	8
20	Derek Fountain	F 30:27	6-9	0-0	5-9	7 7 14	2 8	17	1	0	1	2 0	11
1	Cam Hayes	G 28:25	6-10	2-5	0-0	0 7 7	0 1	14	2	1	2	0 0	13
3	Justice Hill	G 26:21	3-11	1-5	0-0	0 0 0	0 0	7	4	2	2	0 1	0
44	Adam Miller	G 27:56	0-10	0-8	1-2	0 1 1	3 1	1	2	3	0	0 0	10
11	Justice Williams	16:51	1-4	0-3	0-2	1 0 1	0 2	2	1	0	2	0 0	10
0	Trae Hannibal	16:44	1-3	0-1	2-2	1 1 2	0 2	4	4	3	0	0 0	1
4	Kendall Coleman	06:34	2-2	0-0	0-0	0 1 1	0 0	4	0	0	0	1 0	4
13	Jalen Reed	11:52	0-1	0-0	0-0	1 1 2	2 0	0	0	0	0	0 0	-3
5	Mwani Wilkinson	03:43	0-0	0-0	0-0	0 0 0	0 1	0	0	0	0	0 0	0
Team						2 3 5		0	0				
Totals			26-63	4-25	11-18	15 30 45	9 17	67	16	11	8	5 1	10

Technical Fouls: NONE

Biggest lead	3 (1 st 17:24) 14 (1 st 1:09)		Points from		NCC	LSU	Period by Period Scoring				
Best Scoring Run	7(2 nd 18:03) 9(1 st 3:52)		Turnovers		14	9	NCC	1st	2nd	TOT	
Lead Changes	10		Paint		26	38		LSU	40	27	67
Times Tied	5		Second Chance		5	18					
Time with Lead	03:53 31:09		Fast Breaks		14	9					
			Bench		17	10					



Official Basketball Box Score - Final
Winthrop at LSU
12/17/22 Maravich Assembly Center, Baton Rouge
2022-23 Men's Basketball

Game Time: 6:00 PM
Game Duration: 1:57
Attendance: 9,067

Officials: Bart Lenox, Orlando Potts, Garrick Shannon

Winthrop - 81

Record: 5-7

NO.	Name	Min	FG	3P	FT	Rebounds	Fouls	TP	AS	TO	ST	Blocks	+/-
			M-A	M-A	M-A	OR DR TOT	PF FD					BS BA	
4	Kelton Tallford	F 37:23	11-15	0-0	1-2	2 5 7	1 4	23	1	0	0	2 1	-7
12	Cory Hightower	F 38:52	7-13	7-12	4-4	0 1 1	3 3	25	1	4	1	0 1	-8
0	Sin'Cere McMahon	G 33:18	7-12	3-7	1-0	0 4 4	1 1	18	6	1	2	0 1	-3
1	Toneari Lane	G 27:23	1-5	1-4	0-0	1 2 3	3 0	3	0	2	0	1 1	-2
11	Kasen Fleming	G 37:51	5-10	0-0	1-1	1 5 6	2 3	11	3	3	1	0 1	-8
5	Howard Fleming Jr.	20:11	0-5	0-3	1-4	0 3 3	5 2	1	2	1	1	1 1	-7
23	Michael Moore	02:37	0-0	0-0	0-0	0 0 0	0 0	0	0	0	0	0 0	-1
2	Xavier McKelvy	01:14	0-0	0-0	0-0	0 0 0	0 0	0	0	0	0	0 0	-4
10	Cameron Whiteside	01:11	0-0	0-0	0-0	0 0 0	0 0	0	0	0	0	0 0	0
Team						4 0 4		0	1				
Totals			31-60	11-26	8-12	8 20 28	15 13	81	13	12	5	4 6	-8

Technical Fouls: NONE

Shooting By Period		
1st FG%	15-31	48.4%
3PT%	5-17	29.4%
FT%	4-5	80%
2nd FG%	16-29	55.2%
3PT%	6-9	66.7%
FT%	4-7	57.1%
GM FG%	31-60	51.7%
3PT%	11-26	42.3%
FT%	8-12	66.7%

Dead Ball Rebounds: 2, 0

LSU - 89

Record: 10-1

NO.	Name	Min	M-A	M-A	OR	DR	TOT	PF	FD	TP	AS	TO	ST	BS	BA	+/-	
12	KJ Williams	F 24:31	8-14	2-4	0-0	2	4	6	3	0	18	0	2	1	1	11	
20	Derek Fountain	F 31:02	4-7	0-1	0-0	2	5	7	4	1	8	2	0	2	1	15	
1	Cam Hayes	G 30:52	8-11	4-6	5-6	0	1	1	0	5	25	4	1	2	0	15	
3	Justice Hill	G 26:29	3-7	3-5	0-0	1	2	3	1	1	9	3	1	0	1	-4	
44	Adam Miller	G 32:12	5-15	2-10	2-2	0	3	3	1	1	14	3	2	0	1	6	
13	Jalen Reed	11:58	1-1	0-0	0-0	1	2	3	0	1	2	0	2	1	0	-10	
0	Trae Hannibal	20:42	2-2	0-0	0-1	1	2	3	2	4	4	6	0	0	0	6	
4	Kendall Coleman	12:29	2-4	0-0	1-2	4	3	7	2	1	5	0	1	0	2	0	
11	Justice Williams	09:45	2-3	0-1	0-1	0	0	0	0	1	4	1	1	0	0	0	
Team						1	1	2			0	0					
Totals			35-64	11-27	9-12	12	23	35	13	15	89	19	6	6	6	4	8
Technical Fouls:NON																	

Box Scores



Official Basketball Box Score - Final
Arkansas at LSU
12/28/22 Maravich Assembly Center, Baton Rouge
2022-23 Men's Basketball

Game Time: 8:00 PM
Game Duration: 2:09
Attendance: 10,428

Officials: Joe Lindsay, Patrick Evans, Ron Groover

Arkansas - 57

Record: 12-1 (0-1)

NO.	Name	Min	FG	3P	FT	Rebounds	Fouls	TP	AS	TO	ST	Blocks	BS	BA	+/−
			M/A	M/A	M/A	OR DR TOT	PF FD								
13	Jordan Walsh	F 32:03	6-14	1-8	0-0	3 6 9	4 1 13	0	2	2	2	1	1	1	1
15	Makhi Mitchell	F 35:54	3-5	0-0	2-3	2 10 12	3 5 8	1	1	1	0	3	1	-4	
0	Anthony Black	G 40:00	3-8	0-3	1-2	4 4 8	1 2 7	4	2	1	0	1	0	-3	
1	Ricky Council IV	G 40:00	5-19	1-5	2-5	4 2 6	1 4 13	0	2	3	0	0	0	-3	
4	Davonte Davis	G 39:52	7-18	2-8	0-0	0 6 6	1 1 16	2	1	2	0	0	0	-3	
20	Kamari Johnson	07:12	0-0	0-0	0-0	0 0 0	2 0 0	0	0	0	0	0	0	-3	
11	Jalen Graham	02:39	0-0	0-0	0-0	0 1 1	2 0 0	0	0	2	0	0	0	-4	
5	Joseph Pinion	02:20	0-1	0-1	0-0	0 0 0	0 0 0	0	0	0	0	0	0	4	
Team						0 2 2		0		0					
Totals			24-65	4-25	5-10	13 31 44	14 13	57	7	10	8	5	3	-3	

Technical Fouls: NONE

LSU - 60

Record: 12-1 (1-0)

NO.	Name	Min	FG	3P	FT	Rebounds	Fouls	TP	AS	TO	ST	Blocks	BS	BA	+/−
			M/A	M/A	M/A	OR DR TOT	PF FD								
12	KJ Williams	F 32:37	3-7	2-5	0-0	1 4 5	3 4 8	0	2	2	1	1	1	1	1
20	Derek Fountain	F 29:19	5-9	0-1	4-5	4 6 10	2 3 14	1	2	2	1	2	8		
1	Cam Hayes	G 27:13	2-7	0-3	0-0	0 5 5	0 0 4	3	0	1	0	0	0	-7	
3	Justice Hill	G 18:49	1-5	0-3	0-3	0 2 2	1 1 2	1	1	0	0	0	0	-6	
44	Adam Miller	G 29:03	2-9	1-3	2-2	0 4 4	1 3 7	2	1	0	0	1	1	-6	
0	Trae Hannibal	22:29	9-14	1-2	0-2	1 5 6	0 2 19	2	1	0	0	0	0	10	
13	Jalen Reed	10:41	0-5	0-0	0-0	1 1 2	3 1 0	0	0	0	0	0	0	-5	
4	Kendal Coleman	02:49	0-0	0-0	0-0	0 0 0	0 0 0	0	0	0	0	0	0	0	
5	Mwani Wilkinson	10:47	1-1	0-0	0-0	0 0 0	2 0 2	0	1	0	1	0	1	9	
34	Shawn Phillips Jr.	04:34	0-1	0-0	0-0	1 0 1	0 0 0	0	0	0	0	0	0	2	
11	Justice Williams	11:39	2-4	0-0	0-0	0 0 0	1 0 4	0	2	1	0	0	0	9	
Team						1 3 4		0		0					
Totals			25-62	4-17	6-12	9 30 39	13 14	60	9	10	6	3	5	3	

Technical Fouls: NONE

	ARK	LSU
Biggest lead	6 (2 nd 10:21)	6 (1 st 0:17)
Best Scoring Run	6 (1 st 14:24)	8 (2 nd 7:06)
Lead Changes	7	
Times Tied	10	
Time with Lead	14:18	18:51

Points from	ARK	LSU
Turnovers	4	13
Paint	36	40
Second Chance	11	6
Fast Breaks	7	8
Bench	0	25

Period by Period Scoring	1st	2nd	TOT
ARK	19	38	57
LSU	24	36	60

Shooting By Period	1st FG%	2nd FG%	3PT%	FT%
1st FG%	10-34 29.4%			
3PT%	3-11 27.3%			
FT%	1-3 33.3%			
2nd FG%		15-28 53.6%		
3PT%		1-6 16.7%		
FT%		5-9 55.6%		
GM FG%		25-62 40.3%		
FT%		4-17 23.5%		
FT%		6-12 50.0%		
Dead Ball Rebounds:	3, 1			



Official Basketball Box Score - Final
LSU at Kentucky
01/03/23 Rupp Arena, Lexington
2022-23 Men's Basketball

Game Time: 9:00 PM
Game Duration: 2:11
Attendance: 19,610

Officials: Doug Shows, Vladimir Voyarov-Tadai, Jeb Harness

LSU - 71

Record: 12-2 (1-1)

NO.	Name	Min	FG	3P	FT	Rebounds	Fouls	TP	AS	TO	ST	Blocks	BS	BA	+/−
			M/A	M/A	M/A	OR DR TOT	PF FD								
12	KJ Williams	F 35:39	8-13	4-6	3-3	0 3 3	3 2 23	2	1	0	1	0	0	-1	
20	Derek Fountain	F 25:14	3-4	0-0	0-0	3 5 8	2 2 6	2	1	1	0	0	0	4	
1	Cam Hayes	G 31:43	3-5	2-4	3-3	0 0 0	2 1 11	2	1	0	0	0	0	4	
3	Justice Hill	G 12:43	0-3	0-1	0-0	0 1 1	0 0 0	0	0	1	0	0	0	-13	
44	Adam Miller	G 32:29	5-15	5-13	0-0	0 1 1	0 1 15	2	0	0	0	0	0	0	
0	Trae Hannibal	29:03	5-6	0-0	0-4	1 2 3	2 4 12	4	4	1	0	0	0	5	
20	Justice Williams	11:12	1-4	0-1	0-0	1 1 2	1 0 2	1	0	0	0	0	1	-4	
13	Jalen Reed	13:40	1-3	0-0	0-0	0 2 2	3 1 2	1	0	0	0	0	0	-6	
4	Kendal Coleman	02:27	0-0	0-0	0-0	0 0 0	1 0 0	0	0	0	0	0	0	-3	
34	Shawn Phillips Jr.	03:00	0-0	0-0	0-0	0 0 0	1 0 0	0	0	0	0	0	0	-2	
5	Mwani Wilkinson	01:50	0-0	0-0	0-0	0 0 0	0 0 0	0	1	0	1	0	0	-1	
Team						0 2 2		0		1					
Totals			26-53	11-25	8-10	5 17 22	15 11	74	15	9	3	1	3	-3	

Technical Fouls: NONE

Kentucky - 74

Record: 10-4 (1-1)

NO.	Name	Min	FG	3P	FT	Rebounds	Fouls	TP	AS	TO	ST	Blocks	BS	BA	+/−
			M/A	M/A	M/A	OR DR TOT	PF FD								
0	Jacob Toppin	F 31:04	9-13	1-1	2-2	1 2 3	1 3 21	3	1	1	1	0	4		
24	Chris Livingston	F 28:40	1-5	1-4	2-2	0 1 1	1 1 5	1	0	0	0	0	0	0	
34	Oscar Tshiebwe	F 40:00	7-9	0-0	5-7	7 9 16	3 7 19	1	0	1	1	1	1	3	
2	Sahvir Wheeler	G 37:21	4-10	3-5	0-1	0 6 6	2 3 11	9	2	0	0	0	0	2	
22	Cason Wallace	G 40:00	6-13	2-7	0-0	3 3 1	7 14	4	1	0	0	0	0	3	
12	Antonio Reeves	13:59	0-1	0-1	2-2	0 0 0	1 1 2	0	1	0	0	0	0	4	
4	Daimon Collins	08:56	1-3	0-0	0-0	1 0 1	2 0 2	0	0	0	1	0	0	-1	
Team						1 0 1		0		1					
Totals			28-54	7-18	11-14	10 21 31	11 15	74	18	6	2	3	1	3	

Technical Fouls: NONE

	LSU	UKY
Biggest lead	2 (1 st 11:36)	10 (2 nd 12:30)
Best Scoring Run	8 (2 nd 6:29)	7 (2 nd 17:54)
Lead Changes	6	
Times Tied	3	
Time with Lead	02:44	34:59

Points from	LSU	UKY
Turnovers	4	7
Paint	26	34
Second Chance	6	12
Fast Breaks	2	8
Bench	16	4

Period by Period Scoring	1st	2nd	TOT
LSU	38	33	71
UKY	42	32	74

Shooting By Period	1st FG%	2nd FG%	3PT%	FT%
1st FG%	16-28 57.1%			
3PT%	4-8 50.0%			
FT%	6-8 75%			
2nd FG%		12-26 46.2%		
3PT%		3-10 30.0%		
FT%		5-6 83.3%		
GM FG%		28-54 51.9%		
3PT%		7-18 38.9%		
FT%		11-14 78.6%		
Dead Ball Rebounds:	1, 1			



Official Basketball Box Score - Final
LSU at Texas A&M
01/07/23 Reed Arena, Bryan-College Station
2022-23 Men's Basketball

Game Time: 5:00 PM
Game Duration: 2:06
Attendance: 9,319

Officials: Joe Lindsay, Mike Nance, Rob Rorko

LSU - 56

Record: 12-3 (1-2)

NO.	Name	Min	FG	3P	FT	Rebounds	Fouls	TP	AS	TO	ST	Blocks	BS	BA	+/−
			M/A	M/A	M/A	OR DR TOT	PF FD								
12	KJ Williams	F 37:23	2-6	0-2	6-6	2 6 8	2 3 10	2	0	2	1	0	0	-8	
20	Derek Fountain	F 21:01	1-3	0-0	0-0	1 2 3	5 3 2	1	1	1	0	0	0	-8	
0	Trae Hannibal	G 23:47	2-9	0-0	5-9	1 4 5	3 6 9	4	3	2	0	1	1		
1	Cam Hayes	G 25:12	4-11	1-5	1-1	0 2 2	1 1 10	0	1	0	0	0	0	-12	
44	Adam Miller	G 34:00	5-10	5-8	1-2	0 1 1	1 2 16	1	1	1	0	0	0	-11	
3	Justice Hill	29:32	2-4	2-4	0-0	1 0 1	1 0 6	2	5	5	0	0	0	-13	
4	Kendal Coleman	07:54	0-1	0-0	0-0	1 2 3	1 1 0	0	0	0	0	1	0	-2	
11	Justice Williams	10:38	1-3	1-3	0-0	0 0 0	1 0 3	1	0	0	0	0	0	-3	
13	Jalen Reed	09:51	0-2	0-0	0-0	1 1 2	1 1 0	0	1	0	1	0	0	-7	
34	Shawn Phillips Jr.	00:42	0-0	0-0	0-0	0 0 0	0 0 0	0	0	0	0	0	0	-2	
Team						1 1 2		0		3					
Totals			17-49	9-22	13-18	8 19 27	16 17	56	11	15	11	3	1	-13	

Technical Fouls: NONE

Texas A&M - 69

Record: 10-5 (2-0)

NO.	Name	Min	FG M/A	3P M/A	FT M/A	Rebounds OR DR TOT	Fouls PF FD	TP	AS	TO	ST	BS	Blocks BS BA	+/-
15	Henry Coleman III	F 31:38	3-9	0-0	1-2	2 4 6	2 2 7	0	2	2	0	2	8	
34	Julius Marble	F 30:22	7-12	0-1	3-5	3 6 9	3 5 17	0	1	0	1	0	9	
0	Dexter Dennis	G 28:17	6-8	2-4	3-4	2 2 6	3 2 17	1	2	3	0	0	13	
4	Wade Taylor IV	G 34:57	4-10	1-4	4-4	0 2 4	3 13	6	4	0	0	0	16	
23	Tyrece Radford	G 31:44	6-10	1-3	1-2	3 2 5	1 1 14	1	2	0	0	0	11	
11	Andersson Garcia	11:24	0-0	0-0	0-0	0 2 2	1 1 0	1	0	2	0	0	6	
20	Andre Gordon	16:17	0-2	0-1	0-0	0 2 2	0 1 0	3	0	0	0	0	1	
2	Hayden Hehner	09:18	0-3	0-3	1-2	0 0 0	1 1 1	1	0	0	0	0	0	
13	Solomon Washington	05:32	0-0	0-0	0-0	0 1 1	1 0 0	0	0	0	1	0	3	
1	Khalen Robinson	00:31	0-0	0-0	0-0	0 0 0	1 0 0	0	0	0	0	0	-2	
Team						2 3 5	0	0	0	0				
Totals			26:54	4-16	13-19	12 26 38	17 16	69	12	13	6	1	3	13

Box Scores



Official Basketball Box Score - Final

LSU at Alabama
01/14/23 Coleman Coliseum, Tuscaloosa
2022-23 Men's Basketball

Game Time: 3:00 PM

Game Duration: 2:03

Attendance: 13,474

Officials: Bart Lenox, Patrick Evans, Brian Dorsey

LSU - 66												
Record: 12-5 (1-4)												
NO. Name	Min	FG M-A	3P M-A	FT M-A	Rebounds OR DR TOT	Fouls PF FD	TP	AS	TO	ST	Blocks BS BA	+/-
12 KJ Williams	F 17:51	4-12	2-3	0-0	1 0 1	4 0	10	0	2	0	0	-26
20 Derek Fountain	F 21:08	0-9	0-4	9-10	2 0 2	1 7	9	0	3	1	0	-22
0 Trae Hannibal	G 16:16	1-2	0-0	0-0	2 4 6	1 2	2	3	0	0	0	-23
3 Justice Hill	G 18:19	1-7	1-5	0-0	0 2 2	0 0	3	0	1	0	0	-19
44 Adam Miller	G 30:52	2-5	2-2	3-5	0 4 4	3 4	9	1	1	0	0	-26
13 Jalen Reed	17:34	2-4	0-1	1-4	3 4 7	2 2	5	0	2	0	0	-16
1 Cam Hayes	20:23	4-6	2-3	0-0	0 1 1	2 0	10	2	0	0	0	-21
4 Kendal Coleman	10:01	1-4	0-0	3-4	1 2 3	3 2	5	0	0	0	0	-3
11 Justice Williams	19:55	1-4	1-1	6-6	0 0 1	1 4	9	5	1	0	0	-20
15 Tyrell Ward	14:15	1-6	0-2	0-0	1 1 2	0 0	2	1	0	2	0	-11
34 Shawn Phillips Jr.	13:26	1-2	0-0	0-0	1 3 4	1 0	2	0	1	1	0	-13
Team					3 2 5		0	0				
Totals		18-61	8-21	22-29	14 24 38	18 21	66	12	11	4	0 7	-40

Technical Fouls: NONE

Alabama - 106		Record: 15-2 (5-0)											
NO.	Name	Min	FG M-A	3P M-A	FT M-A	Rebounds OR DR TOT	Fouls PF FD	TP	AS	TO	ST	Blocks BS BA	+/-
15	Noah Clowney	F 20:37	2-7	0-5	0-0	4 4 8	2 2	4	0	1	0	1	0 15
24	Brandon Miller	F 24:03	11-16	7-11	2-2	1 8 9	2 4	31	1	1	0	0	0 38
14	Charles Bediako	C 14:39	1-1	0-0	1-1	1 2 3	1 2	2	1	1	2	0	0 17
0	Jaden Bradley	G 20:52	2-4	1-1	2-2	0 1 1	2 1	7	6	2	0	0	0 32
1	Mark Sears	G 23:21	4-9	2-7	2-2	0 5 5	2 3	12	1	1	3	0	0 29
3	Rylan Griffen	20:37	4-12	2-8	2-2	3 3 6	1 1	12	1	1	1	0	0 7
4	Noah Gurley	15:38	2-7	2-6	2-2	2 3 5	2 1	8	1	1	0	1	0 16
5	Jahvon Quinerly	16:14	4-8	4-8	0-0	1 1 2	0 0	12	4	0	0	0	0 19
10	Dom Welch	18:48	1-5	1-5	2-2	1 2 3	1 1	5	1	0	1	2	0 22
23	Nick Pringle	18:38	3-3	0-0	4-7	6 1 7	4 4	10	1	0	0	0	0 11
12	Delaney Heard	02:11	0-1	0-1	0-0	0 0 0	0 0	0	0	0	0	0	0 -2
30	Adam Cottrell	02:11	1-1	1-1	0-0	0 0 0	0 0	3	0	0	0	0	0 -2
34	Jaden Quinerly	02:11	0-2	0-1	0-0	0 0 0	0 0	1	0	1	0	0	0 -2
Team						1 3 4		0	0				
Totals			35-76	20-54	16-20	20 32 52	21 18	106	19	8	7	0	0 40

Technical Fouls: NONE

LSU		BMA	
Biggest lead	0 (1 st 20:00)	45 (2 nd 1:39)	
Best Scoring Run	7 (2 nd 12:14)	13 (1 st 5:15)	
Lead Changes	0		
Times Tied	1		
Time with Lead	00:00	39:19	

Points from	LSU	BMA
Turnovers	2	19
Paint	18	30
Second Chance	8	32
Fast Breaks	8	15
Bench	33	50

Period by Period Scoring	1st	2nd	TOT
LSU	22	44	66
BMA	59	47	106



Official Basketball Box Score - Final

Auburn at LSU
01/19/23 Maravich Assembly Center, Baton Rouge
2022-23 Men's Basketball

Game Time: 6:00 PM

Game Duration: 1:58

Attendance: 9,967

Officials: Doug Shows, Steven Anderson, Courtney Green

Auburn - 67												
Record: 15-3 (5-1)												
NO. Name	Min	FG M-A	3P M-A	FT M-A	Rebounds OR DR TOT	Fouls PF FD	TP	AS	TO	ST	Blocks BS BA	+/-
2 Jaylin Williams	F 32:44	6-13	1-4	1-1	3 4 7	2 1	14	2	2	0	3 0	14
4 Jhoni Broome	F 22:41	2-5	0-0	0-2	1 5 6	3 3	4	0	3	2	2 0	5
1 Wendell Green Jr.	G 29:12	5-14	1-6	3-3	0 4 4	0 3	14	4	0	2	0 13	
12 Zep Jasper	G 18:05	2-4	1-2	0-0	2 0 2	0 0	5	1	1	0	0 0	4
22 Allen Flanigan	G 23:27	3-6	2-3	0-0	0 7 7	5 0	8	0	1	0	0 1	10
0 K.D. Johnson	21:55	2-7	2-4	2-2	0 1 1	1 1	8	1	0	2	0 2	14
40 Dylan Cardwell	17:19	2-3	0-1	0-2	3 4 7	3 2	4	2	0	0	2 0	13
21 Yohan Traore	07:16	1-2	0-1	0-0	0 0 0	0 0	2	0	1	0	0 0	4
3 Tre Donaldson	10:48	0-1	0-1	0-0	0 4 4	0 2	0	1	0	1	0 0	5
24 Lior Berman	16:33	3-4	1-2	1-1	1 0 1	2 1	8	0	0	0	0 0	8
Team					1 1 2		0		2			
Totals		26-59	8-24	7-11	30 41	16 13	67	11	10	8	7 5	18

Technical Fouls: NONE

LSU - 49		Record: 12-6 (1-5)											
NO. Name	Min	FG M-A	3P M-A	FT M-A	Rebounds OR DR TOT	Fouls PF FD	TP	AS	TO	ST	Blocks BS BA	+/-	
12 KJ Williams	F 35:32	7-15	2-5	0-1	3 5 8	0 2	16	0	3	2	2	-12	
20 Derek Fountain	F 25:47	1-6	0-1	0-0	4 1 5	2 1	2	0	2	1	1	-17	
1 Cam Hayes	G 26:25	1-6	0-3	0-0	0 3 3	0 0	2	2	0	0	0	-3	
11 Justice Williams	G 31:33	2-7	1-1	0-0	1 5 6	3 1	7	1	1	1	0	-14	
44 Adam Miller	G 36:34	2-11	1-8	0-0	1 2 3	3 1	5	3	4	1	0	-17	
0 Trae Hannibal	23:26	3-11	0-10	1-2	1 1 2	2 8	16	1	1	0	1	-16	
4 Kendal Coleman	05:40	0-0	0-0	1-2	0 1 1	1 1	1	0	0	0	0	-1	
15 Tyrell Ward	03:21	0-1	0-1	0-0	0 0 0	1 0	0	0	0	0	0	-6	
13 Jalen Reed	08:46	0-1	0-0	0-2	1 4 5	1 2	0	0	0	1	1	-1	
34 Shawn Phillips Jr.	02:56	0-0	0-0	0-0	0 0 0	0 0	0	0	0	0	0	-3	
Team					3 2 5		0						
Totals		17-58	4-20	11-17	14 24 38	13 16	49	7	11	5	5 7	-18	

Technical Fouls: NONE

AUB		LSU	
Biggest lead	19 (2 nd 6:44)	0 (1 st 20:00)	
Best Scoring Run	12 (1 st 2:29)	9 (2 nd 15:50)	
Lead Changes	0		
Times Tied	0		
Time with Lead	39:47	00:00	

Points from	AUB	LSU
Turnovers	15	2
Paint	32	20
Second Chance	7	9
Fast Breaks	5	3
Bench	22	17

Period by Period Scoring	1st	2nd	TOT
AUB	32	35	67
LSU	21	28	49



Official Basketball Box Score - Final

Tennessee at LSU
01/21/23 Maravich Assembly Center, Baton Rouge
2022-23 Men's Basketball

Game Time: 3:00 PM

Game Duration: 1:55

Attendance: 10,462

Officials: Joe Lindsay, Okenda Potts, Owen Shott

Tennessee - 77		Record: 16-3 (6-1)											
NO. Name	Min	FG M-A	3P M-A	FT M-A	Rebounds OR DR TOT	Fouls PF FD	TP	AS	TO	ST	Blocks BS BA	+/-	
2 Julian Phillips	F 23:10	2-6	2-3	4-4	1 3 4	4 3	10	1	1	2	0 0	15	
13 Olivier Nkamhoua	F 16:47	1-4	0-1	0-0	0 2 3	4 1	2	0	0	0	0 0	-10	
5 Zakai Zeigler	G 37:15	5-12	2-8	0-0	0 2 2	0 2	12	10	1	2	2 0	27	
25 Santiago Vescovi	G 30:58	2-7	2-7	0-0	2 0 2	0 1	6	3	0	0	0 0	22	
30 Josiah-Jordan James	G 30:45	9-16	4-6	0-0	2 5 7	3 3	22	1	2	3	0 0	22	
0 Jonas Aido	20:07	3-5	0-1	2-2	5 2 7	2 2	8	0	1	0	1 0	26	
4 Tyreke Key	17:44	4-10	2-5	0-0	4 3 7	2 0	10	0	0	1	0 0	4	
11 Tobe Awaka	12:21	2-3	0-0	0-0	0 0 0	0 3	4	0	0	0	0 0	-4	
15 Jahmai Mashack	10:53	1-2	0-1	1-2	1 1 2	1 2	3	0	0	0	0 0	-5	
Team					0 0 0		0	2					
Totals		29-65	12-32	7-8	14 20 34	17 16	77	15	8	4	0 4	21	
Technical Fouls: 0N													

Technical Fouls: NONE

LSU - 56													
Record: 12-7 (1-6)													
NO. Name	Min	FG M-A	3P M-A	FT M-A	Rebounds OR DR TOT	Fouls PF FD	TP	AS	TO	ST	Blocks BS BA	+/-	
12 KJ Williams	F 28:58	7-16	2-6	0-1	1 3 4	2 3	16	0	1	0	0 0	-21	
20 Derek Fountain	F 20:22	2-3	0-0	2-2	2 1 3	3 6	0	3	0	0	0 0	-8	
1 Cam Hayes	G 26:14	1-5	1-5	0-0	0 0 3	2 3	2	3	0	0	0 0	-9	
11 Justice Williams	G 35:06	1-3	1-1	2-2	0 2 2	0 1	5	4	2	1 0	1 0	-14	
44 Adam Miller	G 28:53	1-5	0-3	1-1	0 2 2	3 1	3	0	6	0	0 0	-15	
0 Trae Hannibal	24:52	5-6	0-0	0-0	0 3 3	4 0	10	0	4	1 0	1 0	-18	
13 Jalen Reed	22:01	3-5	0-1	3-7	2 3 5	1 4	9	0	3	0	0 0	-19	
4 Kendal Coleman	09:42	1-1	0-0	2-4	1 1 2	1 3	4	0	0	0	0 0	0	
34 Shawn Phillips Jr.	03:52	0-0	0-0	0-0	0 0 0	0 0	0	0	0	0	0 0	-1	
Team					1 4 5		0	0					
Totals		21-44	4-16	10-17	7 22 29	16 56	8	19	2	0	4 0	-21	

Box Scores



Official Basketball Box Score - Final
Texas Tech at LSU
01/28/23 Maravich Assembly Center, Baton Rouge
2022-23 Men's Basketball

Game Time: 1:00 PM
Game Duration: 2:09
Attendance: 9,939

Officials: Doug Shows, Owen Shortt, Brian Dorsey

Texas Tech - 76

Record: 11-10

NO. Name	Min	FG M-A	3P M-A	FT M-A	Rebounds OR DR TOT	Fouls PF FD	TP	AS	TO	ST	Blocks BS BA	+/-
0 Kevin Obanor	F 36:09	8-15	3-6	3-5	1 3 4	2 3 5	22	0	1	0	1 3 2	0
12 Daniel Batcho	F 32:31	2-8	0-0	4-4	4 3 7	1 5 8	2	1	1	2	0 0	-5
20 Jaylon Tyson	G 22:02	1-4	0-0	2-4	2 5 7	2 2 4	1	2	2	0 0	0 -1	
23 De'Von Harmon	G 34:05	5-10	2-2	2-2	1 3 4	2 1 14	8	2	0	0 1 6		
24 Kerwin Walton	G 21:33	6-7	5-6	0-0	1 0 1	3 0 17	0	1	0	0 0 0		
1 Lamar Washington	05:55	0-1	0-1	0-0	0 0 0	2 0 0	0	1	1	0 0 0	2	
4 Robert Jennings	06:21	0-1	0-0	0-0	2 0 2	1 1 0	0	1	1	1 1 0	3	
5 KJ Allen	06:19	0-1	0-1	1-2	0 1 1	1 1 1	1	1	0	2 0 0	0 12	
3 D'Maurian Williams	13:15	1-2	1-1	2-2	0 0 0	2 1 5	1	0	1	0 0 14		
22 Elijah Fisher	21:50	2-5	0-1	1-2	3 6 9	1 2 5	0	1	2	1 0 6		
Team					0 1 0							
Totals		25-54	11-18	15-21	15 21 36	17 16 76	14	11	9	5 4	-8	

Technical Fouls: NONE

LSU - 68

Record: 12-9

NO. Name	Min	FG M-A	3P M-A	FT M-A	Rebounds OR DR TOT	Fouls PF FD	TP	AS	TO	ST	Blocks BS BA	+/-
12 KJ Williams	F 33:55	5-18	2-5	2-3	4 5 9	4 4 14	1	0	1	2 2	1 0	-2
20 Derek Fountain	F 22:27	3-5	0-1	4-4	3 3 6	3 5 10	0	0	0	0 1	0 -2	
1 Cam Hayes	G 25:52	4-9	1-4	0-0	0 2 2	2 0 9	1	2	1	0 1 1		
11 Justice Williams	G 31:10	1-8	0-4	0-0	3 2 5	1 1 2	4	2	1	0 1 0		
44 Adam Miller	G 34:11	6-12	5-10	3-4	1 2 3	4 1 20	1	2	2	0 1 -4		
0 Trae Hannibal	19:57	2-3	0-0	3-4	1 1 2	1 3 7	1	1	1	0 0 -13		
3 Justice Hill	08:50	1-3	1-2	0-0	0 0 0	0 0 0	3	1	2	0 0 -8		
4 Kendal Coleman	08:59	0-1	0-0	0-0	1 0 1	0 0 0	1	0	0	0 0 -16		
13 Jalen Reed	14:39	0-0	0-0	3-4	2 1 3	1 3 3	0	1	0	1 0 3		
Team					2 1 3							
Totals		22-59	9-26	15-19	17 17 34	16 17 68	10	10	6	4 5	-8	

Technical Fouls: NONE

	TTU	LSU							
Biggest lead	11 (1 st 9:33)	5 (2 nd 8:59)	Points from Turnovers	TTU	LSU	Period by Period Scoring			
Best Scoring Run	9 (1 st 12:40)	10 (2 nd 8:59)	Paint	26	24		1st	2nd	TOT
Lead Changes	12		Second Chance	14	20	TTU	41	35	76
Times Tied	4		Fast Breaks	13	11				
Time with Lead	32:04	05:15	Bench	11	13	LSU	33	35	68



Official Basketball Box Score - Final
Alabama at LSU
02/04/23 Maravich Assembly Center, Baton Rouge
2022-23 Men's Basketball

Game Time: 3:00 PM
Game Duration: 2:10
Attendance: 9,661

Officials: Pat Adams, Rob Rourke, Jason Bak

Alabama - 79

Record: 20-3 (10-0)

NO. Name	Min	FG M-A	3P M-A	FT M-A	Rebounds OR DR TOT	Fouls PF FD	TP	AS	TO	ST	Blocks BS BA	+/-
15 Noah Clowney	F 31:34	6-9	2-4	0-0	2 4 6	3 3 14	1	1	1	1 3	0 0	-9
24 Brandon Miller	F 30:33	3-11	1-4	4-5	1 9 10	4 5 11	4	0	1	1 2	6	
14 Charles Bediako	C 17:47	4-5	0-0	0-0	0 3 3	2 1 8	0	1	0	0 0 -1		
0 Jaden Bradley	G 15:06	0-3	0-2	2-2	0 4 4	2 1 2	2	2	1	0 0 1	-5	
1 Mark Sears	G 32:54	3-8	3-5	4-4	0 2 2	2 4 13	3	0	1	1 2 2		
5 Jahvon Quinerly	26:09	1-5	0-2	3-2	0 0 0	1 1 4	6	2	0	0 2 10		
4 Noah Gurley	06:12	0-0	0-0	0-0	0 2 2	1 0 0	0	1	0	0 0 7		
25 Nimari Burnett	21:18	4-10	3-7	2-2	1 2 3	3 1 13	3	0	0	0 1 17		
3 Rykan Griffen	16:28	5-7	4-5	0-0	0 2 2	0 0 14	0	2	1	0 0 3		
23 Nick Pringle	01:59	0-0	0-0	0-0	0 0 0	0 0 0	0	0	0	0 0 2		
Team					0 3 3							
Totals		26-58	13-29	14-15	4 31 35	19 16 79	19	9	4	5 8	10	

Technical Fouls: Coach 1st 7:29

LSU - 69

Record: 12-11 (1-9)

NO. Name	Min	FG M-A	3P M-A	FT M-A	Rebounds OR DR TOT	Fouls PF FD	TP	AS	TO	ST	Blocks BS BA	+/-
12 KJ Williams	F 34:25	2-9	0-2	4-6	2 6 8	1 4 8	0	3	2	3 0	-2	
15 Tyrell Ward	F 20:18	0-3	0-2	2-4	0 1 1	1 2 2	1	0	1	0 1 -2		
20 Derek Fountain	F 35:24	6-9	2-3	12-15	3 4 7	2 9 26	2	0	0	4 1 -4		
11 Justice Williams	G 28:07	2-8	0-2	0-0	0 2 2	1 0 4	4	2	0	0 0 2		
44 Adam Miller	G 29:12	1-9	1-5	2-2	2 4 3	0 5 2	0	3	0	1 -5		
1 Cam Hayes	27:55	4-14	3-10	4-4	1 7 8	4 2 15	1	2	0	1 2 -9		
3 Justice Hill	14:28	2-8	1-3	0-0	0 1 1	1 0 5	1	0	0	0 0 -16		
13 Jalen Reed	04:36	0-0	0-0	0-0	0 0 0	2 1 0	0	0	0	0 0 -6		
34 Shawn Phillips Jr.	05:35	2-2	0-0	0-0	1 0 1	1 0 4	0	0	1	0 0 -8		
Team					4 4 8							
Totals		19-62	7-27	24-31	13 27 40	16 18 69	11	8	7	8 5	-10	

Technical Fouls: NONE

	ALA	LSU				
Biggest lead	12 (2 nd 7:20)	4 (1 st 16:22)	Points from Turnovers	ALA	LSU	
Best Scoring Run	8 (1 st 11:13)	8 (2 nd 0:56)	Paint	24	22	
Lead Changes	4		Second Chance	4	6	
Times Tied	2		Fast Breaks	7	5	
Time with Lead	35:07	02:42	Bench	31	24	
			Period by Period Scoring			
				1st	2nd	TOT
			ALA	44	35	79
			LSU	37	32	69



Official Basketball Box Score - Final
LSU at Missouri
02/01/23 Mizou Arena, Columbia
2022-23 Men's Basketball

Game Time: 8:00 PM
Game Duration: 2:04
Attendance: 12,769

Officials: Don Daly, Steven Anderson, Olands Pools

LSU - 77

Record: 12-10 (1-6)

NO. Name	Min	FG M-A	3P M-A	FT M-A	Rebounds OR DR TOT	Fouls PF FD	TP	AS	TO	ST	Blocks BS BA	+/-
12 KJ Williams	F 33:14	6-10	1-3	2-2	4 7 11	3 2 15	1	0	0	2 0	-18	
20 Derek Fountain	F 30:47	5-12	0-1	1-3	6 5 11	3 3 11	0	0	1	0 0 -4		
1 Cam Hayes	G 20:54	4-7	2-4	0-0	0 0 0	4 0 10	3	0	0	0 0 -3		
11 Justice Williams	G 02:15	0-0	0-0	0-0	0 0 0	0 0 0	0	0	0	0 0 -8		
44 Adam Miller	G 34:21	3-12	3-11	2-2	0 1 1	1 1 11	1	4	4	0 1 -9		
3 Justice Hill	35:30	4-15	3-11	2-2	1 1 2	0 2 13	4	3	1	0 1 0		
0 Trae Hannibal	21:18	3-5	0-0	5-6	1 2 3	1 4 11	5	3	0	0 1 -1		
13 Jalen Reed	03:17	0-0	0-0	0-2	0 2 2	2 2 0	0	0	0	0 0 -5		
15 Tyrell Ward	07:51	2-5	2-3	0-0	0 0 0	4 0 6	0	1	0	0 1 -8		
34 Shawn Phillips Jr.	10:33	0-0	0-0	0-0	0 2 2	0 0 0	0	1	0	0 0 6		
Team					3 3 6							
Totals		27-66	11-33	12-17	15 23 38	18 14 77	15	12	7	2 4	-10	

Technical Fouls: NONE

Missouri - 87

Record: 17-5 (5-4)

NO. Name	Min	FG M-A	3P M-A	FT M-A	Rebounds OR DR TOT	Fouls PF FD	TP	AS	TO	ST	Blocks BS BA	+/-
24 Kobe Brown	F 36:42	10-11	5-6	1-1	1 7 8	3 4 26	5	2	2	1 0 10		
35 Noah Carter	F 22:27	5-9	3-6	1-2	1 2 3	1 2 14	4	2	0	0 0 8		
5 D'Moi Hodge	G 31:35	4-7	0-2	0-0	0 2 2	2 0 8	3	1	1	0 0 -1		
10 Nick Honor	G 26:34	2-4	0-1	2-2	0 1 1	2 4 6	2	0	1	0 0 5		
11 Isaiah Mosley	G 20:59	5-12	2-4	0-0	1 1 2	0 1 12	3	2	0	1 1 14		
4 DeAndre Gholston	18:34	4-8	3-5	3-4	0 1 1	2 4 14	1	1	0	0 0 6		
23 Aidan Shaw	06:47	0-0	0-0	0-0	0 1 1	2 0 0	0	1	0	0 0 0		
55 Sean East II	19:59	1-4	0-2	0-0	0 2 2	1 1 2	6	1	0	0 0 1		
0 Mohamed Diarra	14:04	2-4	0-1	1-3	1 9 10	1 2 5	1	0	0	1 1 2		
1 Kaleb Brown	02:19	0-0	0-0	0-0	0 0 0	0 0 0	0	0	0	0 0 5		
Team					1 1 2							
Totals		33-59	13-27	8-12	5 27 32	14 18 87	26	10	6	4 2	10	

Technical Fouls: NONE

	LSU	Mizzou				
Biggest lead	0 (1 st 20:00)	18 (1 st 8:43)	Points from Turnovers	LSU	Mizzou	
Best Scoring Run	9 (1 st 4:16)	8 (1 st 17:46)	Paint	14	17	
Lead Changes			Second Chance	32	36	
Times Tied	0		Fast Breaks	18	7	
Time with Lead	00:00	39:23	Bench	12	14	
				30	21	
			Period by Period Scoring			
				1st	2nd	TOT
			LSU	35	42	77
			Mizzou	48	39	87



Official Basketball Box Score - Final
LSU at Mississippi St.
02/08/23 Humphrey Coliseum, Starkville
2022-23 Men's Basketball

Game Time: 8:05 PM
Game Duration: 1:49
Attendance: 7,079

Officials: Chuck Jones, KJB, Burdett, Jr., Courtney Green

LSU - 53

Record: 12-12 (1-10)

NO. Name	Min	FG	3P	FT	Rebounds		Fouls		TP	AS	TO	Blocks	+/-		
		M-A	M-A	M-A	OR	DR	PF	FT				BS			
12 KJ Williams	F 29:11	4-7	2-4	1-2	1	4	5	4	2	11	0	0	0	-4	
15 Tyrell Ward	F 24:33	2-7	1-3	0-0	1	1	2	3	0	5	1	2	4	-12	
20 Derek Fountain	F 27:49	3-3	1-1	3-3	0	4	4	0	3	10	2	3	2	-11	
11 Justice Williams	G 01:28	0-0	0-0	0-0	0	0	0	0	0	0	2	0	0	-7	
44 Adam Miller	G 37:47	4-11	1-5	1-1	0	2	2	2	2	10	3	1	0	-11	
3 Justice Hill	28:58	3-8	1-4	0-0	0	1	0	1	0	7	2	1	0	-1	
34 Shawn Phillips Jr.	10:49	0-1	0-0	0-0	1	4	5	3	0	0	1	2	0	-7	
1 Cam Hayes	27:14	1-6	1-3	1-2	0	2	2	3	1	4	3	1	0	-2	
13 Jalen Reed	12:11	3-4	0-0	0-1	1	2	3	0	1	6	1	1	0	0	
Team					0	0	0	0	0	0	2				
Totals		20-47	7-21	6-9	4	20	24	15	10	53	13	9	4	1	-11

Box Scores



Official Basketball Box Score - Final
Texas A&M at LSU
02/11/23 Maravich Assembly Center, Baton Rouge
2022-23 Men's Basketball

Game Time: 7:30 PM
Game Duration: 2:05
Attendance: 10,328

Texas A&M - 74

Record: 19-7 (10-2)

Officials: Steven Anderson, Doug Shows, Vladimir Voyard-Tadai

NO.	Name	Min	FG	3P	FT	Rebounds	Fouls	TP	AS	TO	ST	Blocks	BS	BA	+/
			M/A	M/A	M/A	OR DR TOT	PF FD								
15	Henry Coleman III	F 32:44	3-7	0-0	2-2	2 2 4	0 2 8	0	0	0	1	0	0	0	3
34	Julius Morie	F 13:27	0-2	0-0	0-0	0 2 2	3 1 0	0	0	0	0	0	0	0	8
0	Dexter Dennis	G 31:39	4-9	3-5	2-2	1 1 2	1 1 13	2	1	1	0	2	0	0	9
4	Wade Taylor IV	G 29:18	6-11	5-8	6-6	0 1 1	2 6 23	4	1	1	1	0	1	0	4
23	Tyrece Radford	G 33:41	2-5	0-1	8-12	2 4 6	2 6 12	2	4	0	1	0	1	1	17
11	Andersson Garcia	23:37	1-1	0-0	4-5	1 7 8	2 3 6	1	0	0	0	0	0	0	2
20	Andre Gordon	14:53	1-2	0-1	0-0	0 2 2	2 0 2	0	0	0	0	0	0	0	3
2	Hayden Hefner	10:25	1-3	0-1	2-3	0 0 0	1 2 4	0	1	0	0	0	0	0	9
13	Solomon Washington	09:58	2-2	0-0	2-2	1 1 2	2 2 6	0	0	1	1	0	0	0	8
1	Khalen Robinson	00:18	0-0	0-0	0-0	0 0 0	0 0 0	0	0	0	0	0	0	0	-3
Team						0 0 0	0 0 0	0	0	0	0	0	0	0	0
Totals			20-42	8-16	26-32	7 20 27	15 23 74	9	7	4	2	4	2	4	12

Technical Fouls: NONE

LSU - 62

Record: 12-13 (1-11)

NO.	Name	Min	FG	3P	FT	Rebounds	Fouls	TP	AS	TO	ST	Blocks	BS	BA
			M/A	M/A	M/A	OR DR TOT	PF FD							
12	KJ Williams	F 32:17	2-5	1-3	0-0	0 3 3	2 1 5	0	1	1	0	0	0	-14
15	Tyrell Ward	F 30:01	5-9	2-5	3-4	2 1 3	4 3 15	0	2	1	1	0	0	-5
20	Derek Fountain	F 28:07	2-5	0-1	0-0	2 1 3	4 3 4	2	0	0	0	0	0	-6
3	Justice Hill	G 21:26	2-7	2-4	0-0	0 1 1	3 0 6	2	3	2	0	0	2	-16
44	Adam Miller	G 35:43	6-15	4-10	2-4	1 1 2	4 2 18	2	0	0	1	0	0	-10
1	Cam Hayes	26:58	3-8	1-6	2-2	0 2 2	1 1 9	3	1	1	0	0	0	-6
13	Jalen Reed	11:53	1-2	0-0	1-2	2 3 5	3 3 3	0	0	0	0	1	0	-6
11	Justice Williams	03:52	0-0	0-0	0-0	0 0 0	0 0 0	0	0	1	0	0	0	1
34	Shawn Phillips Jr.	07:43	1-2	0-0	0-1	2 0 2	2 2 2	0	0	0	0	1	0	2
Team						3 6 9	0 0 0	0	0	0	0	0	0	0
Totals			22-53	10-29	8-13	12 18 30	23 15 62	9	12	5	4	2	1	2

Technical Fouls: NONE

	TAM	LSU
Biggest lead	29 (1 st 1:59)	0 (1 st 20:00)
Best Scoring Run	14 (1 st 11:08)	9 (2 nd 17:32)
Lead Changes	0	0
Times Tied	0	0
Time with Lead	38:27	00:00

Points from	TAM	LSU
Turnovers	16	13
Paint	18	22
Second Chance	6	13
Fast Breaks	2	2
Bench	18	14

Period by Period Scoring	1st	2nd	TOT
TAM	41	33	74
LSU	17	45	62



Official Basketball Box Score - Final
South Carolina at LSU
02/18/23 Maravich Assembly Center, Baton Rouge
2022-23 Men's Basketball

Game Time: 12:00 PM
Game Duration: 2:14
Attendance: 5,024

South Carolina - 82

Record: 10-17 (3-11)

Officials: Pat Adams, Jason Baker, Garrick Shannon

NO.	Name	Min	FG	3P	FT	Rebounds	Fouls	TP	AS	TO	ST	Blocks	BS	BA	+/
			M/A	M/A	M/A	OR DR TOT	PF FD								
10	Hayden Brown	F 31:35	4-9	1-4	7-7	2 5 7	5 4 16	4	5	2	1	2	8		8
23	Gregory "GG" Jackson II	F 35:42	5-17	4-10	6-6	1 7 8	0 7 20	1	2	0	0	1	13		13
33	Josh Gray	C 19:45	1-2	0-0	0-0	0 2 7	3 1 2	2	0	0	0	2	1	4	
1	Jacobi Wright	G 32:33	5-9	5-8	3-4	0 2 2	4 2 18	2	3	0	0	0	0	7	
5	Meechie Johnson	G 32:36	7-11	5-9	1-1	0 3 3	1 2 20	6	1	1	0	0	0	9	
31	Benjamin Bosmans-Vordank	20:15	1-2	0-0	0-0	0 3 0	3 4 2	4	0	0	0	0	0	5	
12	Zachary Davis	16:08	2-3	0-1	0-0	0 3 3	0 0 4	1	1	0	0	0	0	0	
30	Daniel Hankins-Sanford	01:54	0-1	0-0	0-0	0 1 1	1 0 0	0	0	0	0	0	0	1	
14	El Sparkman	09:32	0-0	0-0	0-0	0 0 0	1 1 0	0	0	0	0	0	0	-1	
Team						1 1 2	0 0 0	0	0	0	0	0	0	0	0
Totals			25-54	15-32	17-18	9 27 36	19 19 82	20	12	3	3	5	9		9

Technical Fouls: NONE

LSU - 73

Record: 12-15 (1-13)

NO.	Name	Min	FG	3P	FT	Rebounds	Fouls	TP	AS	TO	ST	Blocks	BS	BA	+/
			M/A	M/A	M/A	OR DR TOT	PF FD								
12	KJ Williams	F 31:11	5-13	1-4	3-6	5 1 6	2 5 14	0	1	0	1	0	1	0	-12
15	Tyrell Ward	F 15:12	1-3	1-2	0-0	0 2 2	2 0 3	1	1	0	0	0	0	0	-15
20	Derek Fountain	F 27:01	6-10	0-1	1-1	3 1 4	3 2 13	0	0	1	1	1	1	0	-6
1	Cam Hayes	G 33:47	8-15	4-8	5-8	0 8 8	2 5 25	4	3	3	0	0	0	0	-8
44	Adam Miller	G 28:14	1-6	1-6	0-0	0 3 3	1 1 3	1	1	1	1	0	0	0	-1
13	Jalen Reed	12:56	3-5	0-0	3-6	1 0 1	4 3 9	0	0	0	0	0	0	0	-2
0	Trae Hannibal	20:06	1-4	0-0	0-1	3 2 5	3 1 2	1	0	0	0	0	0	0	-3
3	Justice Hill	03:00	0-1	0-0	0-0	0 0 0	0 0 0	0	0	0	0	0	0	0	-2
34	Shawn Phillips Jr.	08:38	0-1	0-0	0-2	2 1 3	1 1 0	1	0	0	0	0	0	1	3
11	Justice Williams	19:55	1-4	0-0	2-2	0 1 1	1 1 4	1	0	0	0	1	0	1	1
Team						2 1 3	0 0 0	0	0	0	0	0	0	0	0
Totals			26-62	7-21	14-26	16 20 36	19 19 73	9	6	5	5	3	9		9

Technical Fouls: NONE

	USC	LSU
Biggest lead	13 (2 nd 3:24)	0 (1 st 20:00)
Best Scoring Run	6 (1 st 18:37)	10 (1 st 7:55)
Lead Changes	0	0
Times Tied	0	0
Time with Lead	39:08	00:00

Points from	USC	LSU
Turnovers	7	8
Paint	20	36
Second Chance	16	23
Fast Breaks	9	10
Bench	6	15

Period by Period Scoring	1st	2nd	TOT
USC	36	46	82
LSU	31	42	73



Official Basketball Box Score - Final
LSU at Georgia
02/14/23 Stegeman Coliseum, Athens
2022-23 Men's Basketball

Game Time: 6:30 PM
Game Duration: 2:05
Attendance: 6,991

Officials: Joe Lindsey, Owen Short, Robert Roberts

LSU - 63

Record: 12-14 (1-12)

NO.	Name	Min	FG	3P	FT	Rebounds	Fouls	TP	AS	TO	ST	Blocks	BS	BA	+/
			M/A	M/A	M/A	OR DR TOT	PF FD								
12	KJ Williams	F 37:10	7-13	0-1	4-5	2 7 9	4 5 18	1	1	1	1	0	0	0	5
15	Tyrell Ward	F 21:44	2-6	1-3	2-2	0 3 3	3 1 7	0	2	1	0	1	0	0	-1
20	Derek Fountain	F 15:32	3-5	2-4	0-0	0 2 2	3 0 8	1	3	2	0	0	0	0	-4
1	Cam Hayes	G 23:18	1-4	1-2	2-2	0 0 0	0 1 5	3	2	1	0	1	0	0	-7
44	Adam Miller	G 31:22	2-10	2-8	0-0	1 1 2	2 0 6	2	0	6	2	1	0	0	-1
34	Shawn Phillips Jr.	11:06	0-0	0-0	2 5 7	2 0 0	0 2 0	0	2	0	0	0	0	0	-13
13	Jalen Reed	16:12	3-6	1-1	2-2	0 6 6	5 2 9	0	3	0	0	0	0	0	8
0	Trae Hannibal	17:55	0-2	0-1	4-6	0 1 1	0 3 4	2	3	1	0	0	0	0	-5
3	Justice Hill	25:41	2-6	0-3	2-2	0 5 5	2 1 6	2	2	2	0	0	0	0	8
Team						1 1 2	0 0 0	0	0	0	0	0	0	0	0
Totals			20-52	7-23	16-19	6 31 37	21 13 63	11	19	8	0	4	2		2

Technical Fouls: NONE

Georgia - 65

Record: 16-10 (6-7)

NO.	Name	Min	FG	3P	FT	Rebounds	Fouls	TP	AS	TO	ST	Blocks	BS	BA	+/
			M/A	M/A	M/A	OR DR TOT	PF FD								
12	Matthew-Alexander Moncnette	F 18:52	2-4	0-0	1-2	1 5 6	1 1 5	1	1	0	0	0	0	0	-2
23	Bradlen Bridges	C 19:33	4-5	0-0	5-5	0 3 3	4 4 13	1	0	0	1	0	0	0	0
3	Kario Oquendo	F 18:32	2-5	0-1	2-2	0 1 1	0 3 6	1	1	0	0	0	0	0	-10
4	Jusaun Holt	G 22:58	3-5	0-2	1-2	0 4 4	2 1 7	0	1	3	1	0	0	0	7
11	Justin Hill	G 28:16	4-10	1-3	1-2	0 2 2	1 2 10	2	2	2	1	0	1	0	-10
0	Terry Roberts	28:36	2-8	1-6	1-7	0 2 2	2 5 6	4	6	2	0	0	0	0	0
1	Jabri Abour-Rahim	17:38	3-6	3-6	2-2	0 1 1	2 1 11	0	0	0	0	0	0	0	9
5	Frank Anselm	20:27	1-2	0-0	2-4	0 4 4	1 3 4	0	0	0	0	1	0	0	2
13	Mardrez McBride	15:14	0-1	0-0	0-0	0 0 0	0 0 0	1	0	1	0	0	0	0	5
15	Jalyn Ingram	09:54	1-4	1-3	0-0	0 2 2	0 0 3	0	2	0	0	0	0	0	-2
Team						1 2 3	0 0 0	0	0	0	0	0	0	0	0
Totals			22-50	6-21	15-26	2 26 28	13 21 65	10	13	8	4	0	2		2

Technical Fouls: NONE

	LSU	UGA	Points from	LSU	UGA	Period by Period Scoring			
Biggest lead	8 (1 st 8:32)	8 (2 nd 6:24)	Turnovers	17	15		1st	2nd	TOT
Best Scoring Run	12 (1 st 8:32)	8 (2 nd 13:08)	Paint	24	32	LSU	28	35	63
Lead Changes	10		Second Chance	8	2				
Times Tied	5		Fast Breaks	9	2	UGA	26	39	65
Time with Lead	17:45	19:22	Bench	19	24				

Box Scores



Official Basketball Box Score - Final
LSU at Ole Miss
02/25/23 The Sandy and John Black Pavilion at Ole Miss, Oxford, Miss.,
2022-23 Men's Basketball

Game Time: 7:30 PM
Game Duration: 1:52
Attendance: 6,304

Officials: Tony Greene, Doug Shows, Olando Poole

LSU - 69		Record: 13-16 (2-14)														
NO.	Name	Min	FG	3P	FT	Rebounds	Fouls	TP	AS	TO	ST	Blocks	+/-			
			M-A	M-A	M-A	OR DR TOT	PF FD									
12	KJ Williams	F 36:20	10-18	2-5	7-8	2 3 5	4 4	29	0	1	1	0	0	-7		
15	Tyrell Ward	F 24:31	3-5	2-4	1-1	0 1 1	1 1	9	0	0	1	0	0	-8		
20	Derek Fountain	F 18:54	2-3	0-0	0-0	1 3 4	2 0	4	0	2	0	0	0	2		
1	Cam Hayes	G 19:57	0-4	0-3	0-0	1 1 2	1 1	0	5	3	1	0	0	4		
44	Adam Miller	G 36:43	4-11	3-9	4-4	0 5 5	1 4	15	5	3	1	0	0	-15		
0	Trae Hannibal	15:58	2-3	0-0	2-2	0 0 0	0 2	6	2	0	0	0	0	-7		
3	Justice Hill	22:51	0-4	0-4	0-0	0 1 1	0 0	0	2	1	2	0	0	-13		
13	Jalen Reed	21:06	3-6	0-2	0-0	1 3 4	1 0	6	0	3	0	0	0	-15		
34	Shawn Phillips Jr.	03:40	0-0	0-0	0-0	0 0 0	0 0	0	0	0	0	0	0	-6		
Team						3 3 6		0		0						
Totals		24-54	7-27	14-15	8 20 28	10 12 69	14 13 6	0	0	-13						

Shooting By Period		
1 st FG%	9-24	37.5%
3PT%	2-13	15.4%
FT%	6-8	100%
2 nd FG%	15-30	50.0%
3PT%	5-14	35.7%
FT%	8-9	88.9%
GM FG%	24-54	44.4%
3PT%	7-27	25.9%
FT%	14-15	93.3%

Dead Ball Rebounds: 1, 0

Ole Miss - 82		Record: 11-15 (3-13)														
NO.	Name	Min	FG M-A	3P M-A	FT M-A	Rebounds OR DR TOT	Fouls PF FD	TP	AS	TO	ST	Blocks BS BA	+/-			
3	Mykes Burns	F 27:05	5-10	0-0	2-2	1 0 1	3 2	12	3	0	1	0	0	10		
4	Jaemyn Brakelield	F 34:44	8-10	0-1	7-7	2 8 10	1 5	23	3	3	2	0	0	7		
21	Robert Allen	F 20:56	0-1	0-0	0-0	0 2 2	3 2	0	2	2	1	0	0	-2		
5	James White	G 25:00	4-7	1-3	0-0	0 2 2	2 0	9	3	1	0	0	0	7		
11	Matthew Murrell	G 35:30	4-10	3-5	0-0	0 5 5	1 0	11	4	3	2	0	0	13		
1	Amaree Abram	18:23	5-11	4-8	0-0	1 0 1	1 1	14	2	0	1	0	0	8		
2	TJ Caldwell	17:34	4-6	1-3	0-0	0 1 0	0 0	9	0	1	0	0	0	8		
00	Jayveous McKinnis	14:28	1-1	0-0	0-0	0 2 2	1 0	2	0	0	0	0	0	8		
14	Tye Fagan	06:20	1-2	0-1	0-0	0 1 1	0 0	2	0	0	1	0	0	6		
Team						1 2 3		0		0						
Totals		32-58	9-21	9-9	6 22 28	12 10 82	17 10 8	0	0	13						

Technical Fouls: NONE

LSU		OM	
Biggest lead	7 (1 st 9:38)	13 (2 nd 4:06)	
Best Scoring Run	8 (2 nd 18:31)	10 (1 st 2:16)	
Lead Changes	1		
Times Tied	5		
Time with Lead	11:13	25:35	

Points from	LSU	OM
Turnovers	4	16
Paint	24	42
Second Chance	10	9
Fast Breaks	3	16
Bench	12	27

Period by Period Scoring			
1st	2nd	TOT	
LSU	26	43	69
OM	35	47	82



Official Basketball Box Score - Final
Missouri at LSU
03/01/23 Maravich Assembly Center, Baton Rouge
2022-23 Men's Basketball

Game Time: 8:00 PM
Game Duration: 2:01
Attendance: 8,453

Officials: Terry Oglesby, Mike Nance, Brian Dorsey

Missouri - 81		Record: 22-8 (10-7)														
NO.	NAME	Min	FG MA	3P MA	FT MA	Rebounds OR DR TOT	Fouls PF FD	TP	AS	TO	ST	Blocks BS BA	+/-			
0	Mohamed Diarra	F 14:31	2-6	0-2	1-1	0 2 2	3 1	5	1	2	2	0	0	0		
24	Kobe Brown	F 31:54	2-8	0-3	4-4	1 5 6	3 2	8	1	1	0	2	1	13		
4	DeAndre Gholston	G 30:54	7-12	2-4	4-4	0 2 2	2 4	20	1	3	1	0	0	-2		
5	D'Moi Hodge	G 33:13	8-16	5-11	2-2	2 1 3	3 2	23	1	0	5	0	1	9		
10	Nick Honor	G 28:59	2-5	1-4	0-0	1 0 1	2 2	5	2	0	0	0	0	-2		
35	Noah Carter	29:39	6-10	1-4	0-0	3 4 7	3 0	13	1	1	1	0	0	3		
2	Tre Gomillion	04:19	0-0	0-0	0-0	1 0 1	1 1	0	0	0	0	0	0	-2		
55	Sean East II	21:32	1-5	0-1	2-2	0 3 3	0 2	4	6	0	0	0	0	12		
23	Aidan Shaw	04:59	1-1	1-1	0-0	1 0 1	1 0	3	0	0	0	0	0	-6		
Team						1 2 3		0		0						
Totals			29-63	10-30	13-13	10 19 29	18 14 81	13	7	9	2	5		5		

Technical Fouls: NONE

LSU - 76		Record: 13-17 (2-15)														
NO.	NAME	Min	FG M-A	3P M-A	FT M-A	Rebounds OR DR TOT	Fouls PF FD	TP	AS	TO	ST	Blocks BS BA	+/-			
12	KJ Williams	F 38:48	6-12	4-7	8-8	4 10 14	3 5	24	2	3	1	0	1	-7		
20	Derek Fountain	F 21:23	3-6	0-0	2-4	1 3 4	0 2	8	1	0	0	0	0	-1		
1	Cam Hayes	G 32:09	1-7	1-4	2-2	0 3 3	4 2	5	4	4	1	0	0	-4		
30	Parker Edwards	G 06:07	2-2	2-2	0-0	0 0 0	1 0	6	0	0	0	0	0	4		
44	Adam Miller	G 37:25	5-10	5-9	2-2	0 0 0	0 3	17	3	6	0	0	0	-6		
15	Tyrell Ward	27:50	1-5	1-4	2-2	1 3 4	4 1	5	3	0	2	0	0	-2		
3	Justice Hill	07:51	0-0	0-0	0-0	0 0 0	1 0	0	3	0	1	0	0	-1		
13	Jalen Reed	19:49	3-6	1-2	4-4	4 3 7	1 5	11	0	0	0	2	0	-2		
0	Trae Hannibal	08:38	0-1	0-0	0-0	0 1 1	0 0	0	0	1	0	0	1	-6		
Team						0 0 0		0		1						
Totals		21-49	14-28	20-22	10 23 33	14 18 76	16 16 4	2	2	-5						

Technical Fouls: NONE

MIS		LSU	
Biggest lead	5 (2 nd 0:23)	19 (1 st 2:56)	
Best Scoring Run	8 (2 nd 18:36)	8 (1 st 18:07)	
Lead Changes	1		
Times Tied	4		
Time with Lead	01:37	36:12	

Points from	MIS	LSU
Turnovers	20	2
Paint	32	12
Second Chance	8	15
Fast Breaks	22	7
Bench	20	16

Period by Period Scoring			
1st	2nd	TOT	
MIS	34	47	81
LSU	47	29	76





0
Trae Hannibal
G • 6-2 • 215 • Sr.
Elliott, South Carolina




1
Cam Hayes
G • 6-2 • 185 • Jr.
Greensboro, North Carolina



2
Corneilous Williams
F • 6-9 • 210 • Fr.
Meridian, Mississippi



3
Justice Hill
G • 6-0 • 175 • Sr.
Little Rock, Arkansas



4
Kendal Coleman
C • 6-8 • 230 • Jr.
Shreveport, Louisiana



5
Mwani Wilkinson
F • 6-5 • 205 • Jr..
Las Vegas, Nevada



10
Brandon Egemo
G • 6-1 • 175 • Jr..
Los Angeles, California



11
Justice Williams
G • 6-4 • 175 • So..
Philadelphia, Pennsylvania



12
KJ Williams
F • 6-10 • 250 • 5th yr Sr.
Cleveland, Mississippi



13
Jalen Reed
F • 6-10 • 230 • Fr.
Jackson, Mississippi



15
Tyrell Ward
F • 6-6 • 185 • Fr.
Washington, D. C.



20
Derek Fountain
F • 6-10 • 225 • Jr.
Holly Springs, Mississippi




21
Austin Montgomery
G • 6-4 • 180 • Fr.
New Orleans, Louisiana



25
Adam Benhayoune
F • 6-5 • 225 • So..
Helotes, Texas



30
Parker Edwards
F • 6-2 • 220 • Sr.
Covington, Louisiana



34
Shawn Phillips
G • 7-0 • 245 • Fr.
Dayton, Ohio



44
Adam Miller
G • 6-3 • 190 • So.
Peoria, Illinois



Matt McMahon
Head Coach • 1st Season