

# 2022-23 MEN'S BASKETBALL GAME NOTES



**NATIONAL TITLE** 1935

**SEC CHAMPIONS** 1935 • 1953 • 1954 • 1979  
 1981 • 1985 • 1991 • 2000 • 2006 • 2009 • 2019  
**FINAL FOUR** 1953 • 1981 • 1986 • 2006

GAME  
**30**



**Missouri**  
 March 1, 2023

8 p.m. CT  
 Pete Maravich Assembly Center  
 Baton Rouge, Louisiana

SEC Network  
 LSU Sports Radio Network  
 (Guaranty Media Eagle 98.1 FM)

## 2022-23 LSU SCHEDULE

### LSU (13-16, 2-14)

H - 10-7 (2-6); A - 0-8 (0-8); N - 3-1; OT - 0-0

#### November

Wed. 9	KANSAS CITY (SECN+)	<b>W, 74-63</b>
Sat. 12	ARKANSAS STATE (SECN+)	<b>W, 61-52</b>
Thurs. 17	UNO (SECN+)	<b>W, 91-62</b>
<b>Cayman Islands Classic - George Town, Grand Cayman</b>		
Mon. 21	vs. Illinois State (FloSports)	<b>W 77-61</b>
Tues. 22	vs. Akron (FloSports)	<b>W, 73-58</b>
Wed. 23	vs. Kansas State (FloSports)	L, 59-61
Sun. 27	WOFFORD (SECN+)	<b>W, 78-75</b>

#### December

Fri. 2	UT ARLINGTON (SECN+)	<b>W, 63-59</b>
<b>Holiday Hoopsgiving - Atlanta, Georgia (Dec. 10)</b>		
Sat. 10	vs. Wake Forest (ESPN2)	<b>W, 72-70</b>
Tues. 13	NC CENTRAL (SEC Network)	<b>W, 67-57</b>
Sat. 17	WINTHROP (SEC Network)	<b>W, 69-81</b>
Wed. 21	EAST TENNESSEE ST. (SECN+)	<b>W, 72-68</b>
Wed. 28	*ARKANSAS (ESPN2)	<b>W, 60-57</b>

#### January

Tues. 3	*at Kentucky (ESPN)	L, 71-74
Sat. 7	*at Texas A&M (SEC Network)	L, 56-69
Tues. 10	*FLORIDA (SEC Network)	L, 56-67
Sat. 14	*at Alabama (ESPN)	L, 66-106
Wed. 18	*AUBURN (ESPN2)	L, 49-67
Sat. 21	*TENNESSEE (ESPN)	L, 56-77
Tues. 24	*at Arkansas (ESPN2)	L, 40-60
<b>SEC/Big 12 Challenge</b>		
Sat. 28	TEXAS TECH (ESPNU)	L, 68-76

#### February

Wed. 1	*At Missouri (SEC Network)	L, 77-87
Sat. 4	*ALABAMA (ESPN2)	L, 69-79
Wed. 8	*at Mississippi State (SEC Network)	L, 53-64
Sat. 11	*TEXAS A&M (SEC Network)	L, 62-74
Tues. 14	*at Georgia (SEC Network)	L, 63-65
Sat. 18	*SOUTH CAROLINA (SEC Network)	L, 73-82
Wed. 22	*VANDERBILT (SEC Network)	<b>W, 64-77</b>
Sat. 25	*at Ole Miss (SEC Network)	L, 69-82

#### March

Wed. 1	*MISSOURI (SEC Network)	8 p.m.
Sat. 4	*At Florida (SEC Network)	5 p.m.
<b>SEC TOURNAMENT -- Bridgestone Arena, Nashville, Tenn.</b>		
March 8-12	TBA	

SEC Games; All Times Central; Home Games in ALL CAPS.  
SECN+ is streaming broadcast.

## ON THE AIR



Chris Blair, play-by-play  
 John Brady, analyst  
 (Former LSU Head Coach)

**TV: SEC NETWORK**  
 Dave Neal, play-by-play  
 Jon Sundvold, analyst

**LSUsports.net**

## PROBABLE LSU LINEUP (Based on last game played)

### 15 TYRELL WARD

G • Fr. • 6-6 • 185  
Washington, D.C.

**Season Stats: 3.6 ppg, 1.2 rpg; SEC: 5.3 ppg, 3.0 rpg**

- Started last seven games.
- Best game of season vs. A&M, 15 pts, 5-of-9 FGs (2 treys); 30 min.
- In last five games, scored 42 points, averaging 8.4 points a game.
- Eight points on 3-of-3 shooting, 2 treys vs. Vandy (2/22).
- Nine points on 3-of-5 shooting, 2 treys at Ole Miss.
- Since moving to starting lineup, average has gone from 1.6 to 3.6 pts a game
- Played basketball at DeMatha Catholic High School

### 1 CAM HAYES

G • Jr. • 6-2 • 185  
Greensboro, North Carolina

**Season Stats: 8.1 ppg, 2.5 rpg, 2.3 apg; SEC: 7.5 ppg, 3.0 rpg, 2.5 apg**

- For second time this season had 25 points against South Carolina (2/18).
- 11 games in double figures, with his other 25-point game against Winthrop (1/27)
- Against SC, hit 8 field goals, 4 treys, 5 FTs, 8 rebs, 4 asts, 3 stls
- Six league games in double figures
- Averaged 8.6 points last five games.
- 33 three-pointers.

### 12 KJ WILLIAMS

F • 5th Sr. • 6-10 • 250  
Cleveland, Mississippi

**Season Stats: 17.1 ppg, 7.3 rpg, 1.2 spg; SEC: 15.6 ppg, 6.5 rpg**

- Recorded his 1,000th career rebound at A&M (1/7).
- 2,000th career pt came with 17:40 to play against Tenn (1/21) on 3-pointer.
- 8th player in SEC to record 2,000 pts-1,000 rebs; 123 in college basketball
- Has 107 collegiate wins and 110 games scoring in double figures.
- Second 35 point game of season vs. Vandy (2/22); 5 treys
- 7 games over 20 points; Three over 30.
- Needs 4 pts to be 16th LSU player since '79-80 with 500 pts-200 rebs. in a season
- 7 double doubles this year, 34 for his career; latest vs. Vandy (2/22), 35-10.

### 20 DEREK FOUNTAIN

F • Jr. • 6-10 • 225  
Holly Springs, Mississippi

**Season Stats: 7.9 ppg, 5.3 rpg, 1.2 spg; SEC: 8.1 ppg, 5.3 rpg, 1.0 apg**

- 2nd in overall reb avg and SEC reb average on team.
- Vs. NCCU (12/13), 17 points, 14 rebs for first college double double.
- Vs. Arkansas (12/28), 14 points, 10 rebs 2nd double; 5-9 from field, 4-5 FT.
- Third came at Mizzou (2/1) with 11 points and 11 boards.
- Career high 26 pts vs. Ala (2/4), 6-9 FGs, 2 treys, 12-15 FT line, 2 ast, 0 TOS
- In two games with Alabama, 21-of-25 FTs; 33-of-41 at line in SEC play.
- Vs. SC (2/18), 6-of-10 from field for 13 pts ... 10 double figure games.

### 44 ADAM MILLER

G • So. • 6-3 • 190  
Peoria, Illinois

**Season Stats: 11.7 ppg, 2.4 rpg, 1.6 apg; SEC: 9.9 ppg, 2.6 rpg, 1.8 apg**

- Was at LSU last season, set to play, before ACL injury prior to season sidelined him.
- Cayman Islands Classic all-tournament; had 23 vs. Akron, hitting 5 treys (11/22).
- 65 treys for season, 8 games of season with at least 4 treys
- 5 treys at UK (1/3), at A&M (1/7), vs. Texas Tech (1/28).
- Two games of 26 pts. this season; 20 vs. Texas Tech; 16 double figure games
- Scored 18 in the win vs. Vandy (2/22); 9-of-10 at the free throw line.

## BREAKDOWN

### LSU

#### RECORD

13-16, 2-14 In SEC

#### RANKING

NA

#### LAST GAME

L, 82-69, at Ole Miss,  
2/25/23

#### HEAD COACH

Matt McMahon  
**CAREER RECORD**  
 167-83 (8th season)  
**LSU RECORD**  
 13-16 (1st season)  
**VS. MISSOURI**  
 0-1

### MISSOURI

#### RECORD

21-8, 9-7 In SEC

#### RANKING

RV AP

#### LAST GAME

W, 85-63, at UGA,  
 2/25/23

#### HEAD COACH

Dennis Gates  
**CAREER RECORD**  
 71-48 (4th season)  
**MISSOURI RECORD**  
 21-8 (1st season)  
**VS. LSU:**  
 1-0

## LSU UPCOMING MEN'S BASKETBALL MEDIA CALENDAR

# 27

### MONDAY

Matt McMahon  
Radio Show, 7 p.m.  
TJ Ribs on Acadian.  
LSU Sports Radio  
Network (Eagle 98.1  
FM in Baton Rouge)

# 28

### TUESDAY

MEDIA SESSION  
-- TBA

# 1

### WEDNESDAY

Game 30- Missouri  
at LSU, 8 p.m. CT  
(Pete Maravich  
Assembly Center)  
LSU Sports Radio  
Network, SEC  
Network

# 2

### THURSDAY

# 3

### FRIDAY

Team travels to  
Gainesville, Florida

# 4

### SATURDAY

Game 31 -- LSU at  
Florida, 6 p.m. ET, 5  
p.m. CT (Exactech  
Arena) LSU Sports  
Radio Network, SEC  
Network

# 5

### SUNDAY

Final Show -- Inside  
LSU Basketball  
on LSU Sports  
Television Network  
(10:35 p.m. in Baton  
Rouge, WBRZ-TV).

## LSU Media Services

### MEDIA AVAILABILITY

Coach Matt McMahon is available for early morning appointments and phone interviews. Please contact Basketball SID Kent Lowe (225-578-1864, [clowe@lsu.edu](mailto:clowe@lsu.edu)) at least 24 hours in advance.

### MEDIA SESSIONS

Coach McMahon meets, when travel schedules permit, usually one or two days prior to games in non-conference play and usually on Mondays and Thursdays during the SEC season. The sessions take place in the Courtside Club of the Maravich Center in the NW Corridor. Times are announced based on practice plans with players usually one day a week. Some travel and scheduling issues may change the time and day so media should contact the Communications Office to confirm start time ... Player requests need to be in to Kent Lowe at [clowe@lsu.edu](mailto:clowe@lsu.edu) no later than 24 hours in advance.

### POST GAME

Coach McMahon will be in the Courtside Club after the game, the NCAA cooling off period and his courtside radio show ... Requested players will be brought to the media room as well. ... THE LSU DRESSING ROOM IS CLOSED ... The Courtside Club is at the top of the stairs in the Northwest Corridor ... Media may work there after the end of the game. The building will close two hours following the conclusion of the game.

### THE MATT MCMAHON SHOW

#### Presented by Hancock Whitney Bank

The weekly call-in show takes place primarily on Mondays or Wednesdays at 7 p.m. from T.J. Ribs on Acadian Thruway ... The show airs in Baton Rouge on local flagship Eagle 98.1 FM, on the Internet at [www.LSUsports.net](http://www.LSUsports.net) and on many LSU Sports Radio Network affiliates. The first show is Monday, Nov.. 28.

#### Air Dates for the shows during 2022-23:

Show #13: Monday, Feb. 27, 2023

Show #14: Monday, March 6, 2023

### INSIDE LSU BASKETBALL

#### Presented by Community Coffee

The weekly TV show features an inside look and the men's and women's basketball programs at LSU featuring highlights, interviews and features. The show is available on a state-wide and regional network ... WBRZ-TV, Channel 2, airs the show at 10:35 p.m. Sundays. Television affiliates for the show are listed online at [LSUsports.net/tvaffiliates](http://LSUsports.net/tvaffiliates).

#### Show Schedule for 2023:

Show #10: March 5, 2023

## WHO TO CONTACT

### COMMUNICATIONS OFFICE

(225) 578-8226

Michael Bonnette - [mbonnet@lsu.edu](mailto:mbonnet@lsu.edu)  
Assoc. AD/Communications Director

C. Kent Lowe - [clowe@lsu.edu](mailto:clowe@lsu.edu)  
Sr. Assoc. Communications Director  
(Basketball Contact)

### COMMUNICATIONS ADDRESS

Athletics Administration Building  
Baton Rouge, La. 70803

## ON THE INTERNET

### LSUsports.net

The Official Website of LSU Athletics is home to all the basketball information you need. Schedules, results, rosters, bios, statistics and game notes can be found and are always up to date.

### LSUsports.net/media

Request credentials online, go to the men's basketball credentials link.

### LSUsports.net/brand

Quickly access the official LSU Athletics brand standards, colors and logos online. To request logos please email [creative@lsu.edu](mailto:creative@lsu.edu).

### Photo Requests

To request logos please email [photo@lsu.edu](mailto:photo@lsu.edu).

### LSU BASKETBALL SOCIAL MEDIA

[facebook.com/lsubasketball](https://facebook.com/lsubasketball)  
[twitter.com/lsubasketball](https://twitter.com/lsubasketball)  
[instagram.com/lsubasketball](https://instagram.com/lsubasketball)  
[twitter.com/lsukent](https://twitter.com/lsukent)  
[twitter.com/lsumediaalerts](https://twitter.com/lsumediaalerts)  
[twitter.com/CoachMcMahon](https://twitter.com/CoachMcMahon)  
[LSUsports.net/connect](https://LSUsports.net/connect)

**LSUsports.net**  
f t i



# Matt McMahon

Head Coach

@CoachMcMahon

1st Year at LSU • 8th Year as a Head Coach

When Matt McMahon stepped to the podium for the first time as the 25th LSU men's basketball head coach he listed the core values of his coaching career and his teams.

"Hard work, unselfishness, toughness, accountability and joy."

Those words are now the cornerstone of LSU Basketball as it moves into a new era as a very successful head coach begins to reshape the program in his image.

The image was on display during the past seven years at Murray State University where the Racers posted a record of 154-67, a .697 winning percentage. He led Murray State to 93 OVC regular-season wins, winning 75 percent of league games.

He has also coached multiple all-Americans and all-league players such as Ja Morant who was named NBA Rookie of the Year in 2020.

The Racers won regular season league titles in 2018, 2019, 2020 and 2022 and advanced to the NCAA Tournament in 2018, 2019 and 2022 (the 2020 appearance was canceled by the pandemic).

Since the native of Oak Ridge, Tennessee, became the third-youngest rookie among D1 coaches in 2015, McMahon has continued a steady move forward with a reputation for developing talent both as an assistant and head coach. He has become known nationally as an excellent recruiter and he is among the best in the nation in the area of player development and game planning.

In his final season at Murray State in 2021-22, McMahon coached OVC Player of the Year KJ Williams and two other recipients of first-team honors (Tevin Brown, Justice Hill). In addition, McMahon was named the league's Coach of the Year.

Two of those players, Williams and Hill, are now at LSU.

Williams, who ranked 12th nationally in 3-pointers made (94), became the third Murray State player to score 1,500 points and grab 800 rebounds. Hill took over point guard duties in a Racer program known for good guards, leading Murray State in assists in 19 games with a plus-101 margin in assists to turnovers.

McMahon's Racers, picked third in the OVC preseason poll, were just the sixth team in league history to go undefeated and the first to do it in an 18-game conference schedule. Murray State then won the two league tournament games to advance to the NCAA Tournament where, as a No. 7 seed, the Racers defeated San Francisco to advance to the round of 32.

The 2021-22 team was one of seven teams to win 30 or more games that season and led the nation in win percentage at 91.2 percent (31-3). The Racers were ranked No. 20 in the final AP poll and No. 22 in the Ferris Mowers Coaches Poll.

McMahon was the first MSU coach to have

three seasons of 25 or more wins and was one of just three Murray State coaches to have four 20-win seasons.

Although the 2019-20 season was called early because of the pandemic, it marked the third year in a three-year run when Coach McMahon led the Racers to three-straight OVC regular season championships (2017-18, 2018-19 and 2019-20) and two consecutive OVC Tournament titles (2017-18, 2018-19).

Coach McMahon's commitment to defense showed in those years as the Racers ranked as the league leader twice in defensive field goal percentage and each of the three seasons the team led the league in defending the 3-point shot.

The 2018-19 team won 28 games and made its mark in the NCAA Tournament when the 12th-seeded Racers won their fourth all-time tourney game by defeating No. 5 seed Marquette. That season is when Morant stepped to the forefront at Murray State.

He was named the OVC POY, leading Division I in assists and earning first-team all-America honors from the USBWA. In the NCAA Tournament win over Marquette, Morant posted a triple double of 17 points, 11 rebounds and 16 assists as he became the eighth player to record a triple double in the tournament.

He was drafted second overall in the 2019 NBA draft by the Memphis Grizzlies.

In 2017-18, McMahon's team won 26 games and the OVC regular season and tournament championship, sending the Racers to what was at that time the school's 16th NCAA Tournament.

Prior to being named head coach, he was a key part of Coach Steve Prohm's staff as assistant at Murray State as the Racers won a pair of Ohio Valley Conference championships, a CollegeInsider.com Tournament championship and an appearance in the NIT. He was part of a staff that won 104 games from 2011-15.

## PRIOR TO MURRAY STATE

Coach McMahon has had success in college basketball since his days as a player at Appalachian

State. Known as an excellent shooter and tough competitor, he played on three Southern Conference regular season title teams in 1998, 1999 and 2000. The Mountaineers won the SoCon Tournament in 2000 and advanced to the NCAA Tournament.

He played in 90 career games under coach Buzz Peterson and made 124 three-pointers, graduating in 2000.

His coaching career began immediately at Appalachian State as a student assistant under Houston Fancher in 2000-01. He would rejoin Peterson's staff as a student coach at Tennessee before returning to ASU in 2002, where he stayed until the end of the 2009-10 season. A year at UNC Wilmington (2010-11) as assistant coach set the stage for his journey to Murray State, starting first as an assistant in the 2011-12 season and then as head coach prior to the 2015-16 season.

Like his time at Murray State, McMahon coached some outstanding talent in the early stages of his coaching career, including Southern Conference POY Donald Sims as well as all-league picks Jeremy Clayton and D.J. Thompson.

At UNCW, he recruited Adam Smith, a Parade All-America Second-Team selection.

Coach McMahon and his wife Mary, a former standout for the Furman women's basketball team, have three children – Maris, Mason and Mabry.

## THE MCMAHON FILE

**Birthdate:** April 26, 1978

**Age:** 42

**Hometown:** Oak Ridge, Tennessee

**College:** Appalachian State, 2000

**Wife:** Mary

**Child:** Maris, Mason, Mabry

## COACHING EXPERIENCE

**2000-01** - Appalachian State, Student Asst.

**2001-02** - Tennessee, Student Asst.

**2002-10** - Appalachian State, Asst. Coach

**2010-11** - UNC Wilmington, Asst. Coach

**2011-15** - Murray State, Asst. Coach

**2015-22** - Murray State, Head Coach

**March 22, 2022** - LSU, Head Coach

## THE MCMAHON RECORD

YEAR	SCHOOL	/---OVERALL---/		/---CONF.---/		POST SEASON
		W-L	PCT.	W-L	PCT.	
2015-16	Murray State	17-14	.548	10-6	.625	
2016-17	Murray State	16-17	.485	8-8	.500	
2017-18	Murray State	26-6	.812	16-2	.889	NCAA Rd of 64
2018-19	Murray State	28-5	.848	16-2	.889	NCAA Rd of 32
2019-20	Murray State	23-9	.719	15-3	.833	Pandemic Year
2020-21	Murray State	13-13	.500	10-10	.500	
2021-22	Murray State	31-3	.912	18-0	1.000	NCAA rd of 32
2022-23	LSU	13-16	.448	2-14	.125	
<b>Totals</b>	<b>8 years</b>	<b>167-83</b>	<b>.668</b>	<b>95-45</b>	<b>.683</b>	<b>3 NCAA Tourneys</b>
Murray St. 7 years		154-67	.697	93-31	.750	3 NCAA Tourneys
<b>LSU</b>		<b>1 Year</b>	<b>13-16</b>	<b>.448</b>	<b>2-14</b>	<b>.125</b>

## 2022-23 LSU MEN'S BASKETBALL ROSTER

NO.	NAME	POS.	HT.	WT.	CLASS	EXP.	DOB	HOMETOWN	HIGH SCHOOL	PREVIOUS SCHOOL
0	Trae Hannibal	G	6-2	215	Sr.	TR	Feb. 13, 2001	Elliot, SC	Hartsville HS	Murray State
1	Cam Hayes	G	6-2	185	Jr.	TR	May 29, 2002	Greensboro, NC	Greensobro Day	NC State
2	Cornelious Williams**	F	6-9	210	Fr.	HS	Jan. 18, 2003	Meridian, Miss.	Combine Academy	
3	Justice Hill	G	6-0	175	Sr.	TR	May 14, 2000	Little Rock, Ark.	Little Rock Chistrian	Murray State
4	Kendal Coleman	C	6-8	230	Jr.	TR	March 10, 2002	Shreveport, La.	Captain Shreve	Northwestern State
5	Mwani Wilkinson *	F	6-5	205	Jr.	2L	Aug. 12, 2002	Las Vegas, Nev.	Bishop Gorman	
10	Brandon Egemo	G	6-1	175	Jr.	2L	March 10, 2002	Los Angeles, Calif.	University HS	
11	Justice Williams	G	6-4	175	So.	1L	March 31, 2003	Philadelphia, Pa.	Monteverde Academy	
12	KJ Williams	F	6-10	250	5th Sr.	TR	Sept. 3, 1999	Cleveland, Miss.	Cleveland Central	Murray State
13	Jalen Reed	F	6-10	230	Fr.	HS	Feb. 24, 2003	Jackson, Miss.	Southern California Acad.	
15	Tyrell Ward	F	6-6	185	Fr.	HS	July 27, 2003	Washington, D.C.	DeMatha Catholic	
20	Derek Fountain	F	6-10	225	Jr.	TR	July 12, 2002	Holly Springs, Miss.	Holly Springs	Mississippi State
25	Adam Benhayoune	F	6-5	225	So.	1L	April 21, 2003	Helotes, Texas	Sandra Day O'Connor	
30	Parker Edwards	G	6-2	220	Sr.	3L	Sept. 27, 1999	Covington, La.	Saint Paul's School	Southeastern La.
34	Shawn Phillips	F	7-0	245	Fr.	HS	April 15, 2004	Dayton, Ohio	Dream City Christian	
44	Adam Miller	G	6-3	190	So.	RS	Jan. 23, 2002	Peoria, Ill.	Morgan Park	Illinois

\*\* Preseason injury, expected to redshirt this season; \*Shoulder surgery week of Jan. 16; Out for season.

### COACHING STAFF

	YEAR AT LSU
Head Coach: Matt McMahon	1st year at LSU (8th season as head coach)
Assistant Coach: Casey Long	1st year at LSU
Assistant Coach: Ronnie Hamilton	1st year at LSU
Assistant Coach: Cody Toppert	1st year at LSU
Chief of Staff: Tim Kaine	1st year at LSU
Special Assistant to the Head Coach: Tasmin Mitchell	6th year at LSU
Director of Player Development: Ronrico White	1st year at LSU
Director of Recruiting: Jeff Moore	1st year at LSU
Strength & Conditioning Coach: Brian Puckett	1st year at LSU
Video Coordinator: Mike Chapman	1st year at LSU
Athletic Trainer: Shawn Eddy	27 (18 with Men's Basketball)
Administrative Asst: Brittany Carvalho (Oklahoma State, 2005)	15 (13 with Men's Basketball)

### PRONUNCIATION GUIDE

Matt McMahon -- Mack-Man (like former Tonight Show sidekick Ed McMahon or for younger types like WWE owner Vince McMahon); Mwani -- Mm-wah-nee; Egemo -- Egg-uh-moe; Benhayoune -- Been-uh-yoon; Trae -- Tray; Helotes -- huh-LOW-tuhs.

### HOW THE TIGERS WERE BUILT

#### Via TRANSFER PORTAL

Kendal Coleman -- from Northwestern State  
Derek Fountain -- from Mississippi State  
Trae Hannibal -- from Murray State  
Cam Hayes -- from NC State  
Justice Hill -- from Murray State

#### Via RETENTION

Adam Miller -- Redshirt Sophomore  
Mwani Wilkinson -- Junior  
Justice Williams -- Sophomore  
Adam Benayoune -- walkon sophomore  
Brandon Egemo -- walkon junior  
Parker Edwards -- walkon senior

#### Via SIGNING

Shawn Phillips (HS Signee)  
Jalen Reed (HS Signee)  
Tyrell Ward (HS Signee)  
Cornelious Williams (HS Signee)

### TRANSACTIONS

Cornelious Williams injured left shoulder ... Probable redshirt candidate ... Justice Williams left the game on Nov. 17 with a left ankle injury, did not play for five games ... Returned to play vs. WF (12/10) ... Cam Hayes left game with NCCU (12/13) late with cramps ... Played in the Winthrop game ... Hayes suffered pain in his right knee during the A&M game (1/7), DND against Florida ... Returned to play at Alabama (1/14) ... Mwani Wilkinson shoulder surgery, Jan. 16, out for season ... Justice Hill away from the team for "personal reasons" announced on Jan. 18; did return on Jan. 26; played Jan. 28 ... Shawn Phillips DND vs. Arkansas (1/25), injury not announced ... Dressed next game; Trae Hannibal boot on right leg; DND at Miss. State (2/8) and A&M (2/11) ... Returned for UGA Game ... Kendal Coleman DND vs. S. Carolina (2/18), did dress against Vanderbilt

### A FEW NUMBERS AND NOTES TO START WITH:

- 3 -- Not counting walkons, the Tigers returned just three scholarship players from last season -- 2 who were actually able to play. Adam Miller missed the entire season after an ACL injury.
- 2 -- Number of LSU basketball head coaches (not including interims) to get a win their first SEC season opener (Matt McMahon (2021); Dale Morey (1943).
- 41 -- Number of wins over AP top ten programs since 1948-49.
- 89 -- Number of wins over AP poll team since 1948-49.
- 50 -- Wins in regular season SEC games since the start of 2018-19 season
- 24 -- LSU wins in regular season SEC home games since the start of the 2019-20 season.
- 137-26 -- Record when holding opponents to 70 points or less since the start of the 2012-13 season (9-7 this season).
- 137-46 -- Record since start of 2012-13 season when outrebounding the opponent
- 104-9 -- Record since start of 2007-08 season when shooting 50 percent or more in a game (2-0 this season).
- 17 -- Current number of consecutive wins when shooting 50 percent or more in a game.
- 92-0 -- Record since 1966-67 when LSU has a 20+ point lead at halftime (2-0 this season).
- 386 -- Wins for LSU when FT makes is more than opponents FT Attempts (386-59, 86.9%) since 1966-67.
- 34 -- Number of double doubles in his career for KJ Williams (7 this season)
- 107 -- Career wins for KJ Williams at Murray State and LSU.
- 110 -- Career double figure scoring games for KJ Williams at Murray State and LSU.
- 18- Shot clock violations this season ... Tigers led Division I last season drawing 38 shot clock violations, 4 more than any other school in D1
- 6 -- No. of 2 Pt FGs allowed by LSU vs. Akron (11/22) in Cayman Islands. Second time since 1953 that LSU has held an opponent to six two-point field goals in a game.
- 67.7 -- Shooting percentage in second half in win versus Winthrop (12/17) ... LSU was 21-of-31 from the field.
- 6 -- Number of games with double figure three-pointers this season.
- 6 -- Number of LSU players in double figures at Missouri (2/1) ... Most this season.
- 21 -- Number of free throws Derek Fountain (out of 25 attempts) made in two games against Alabama.

### WON-LOST MARGIN IN GAMES THIS SEASON

WON-LOST MARGIN IN GAMES THIS SEASON																															
MARGIN	1	2	3	4	5	6	7	8	9	10	11	12	13	14	15	16	17	18	19	20	21	22	23	24	25	26	27	28	29	30	31-plus
Won by		1	2	2			1	1	1	1	1		1			1													1		
Lost by		2	1					1	1	2	2	2	1					1		1	1										1



## THE RECENT GAMES

### GAME 29 -- OLE MISS 82, LSU 69 -- February 25, 2023 | SJB PAVILION AT OLE MISS | OXFORD, MISSISSIPPI

**RECAP:** The Rebels took control of the game away from LSU in the final 10 minutes of the first half and then shot 62.1 percent (18-of-29) in the final 20 minutes to keep LSU at bay. The Tigers shot 15-of-30 in the second half as well, marking the second straight LSU game that both teams shot 50 percent or better in the second half ... But while LSU was scoring 43 second half points, the Tigers could not stop Ole Miss from getting easy buckets as they made 14-of-20 from inside the arc in the second half ... LSU found itself again in a big hole in points off turnovers as a 13-10 LSU/Ole Miss turnover total resulted in Ole Miss having a 16-4 advantage in points off turnovers.

The loss overshadowed a second straight good performance for LSU super senior KJ Williams who had 29 points on 10-of-18 shooting with two treys and 7-of-8 free throws. Adam Miller had 15 points and five assists. LSU shot 44.4 percent for the game (24-54) with seven treys and 14-of-15 free throws. Ole Miss finished at 55.2 percent from the field (32-58) with nine treys.

Feb. 25, 2023	PTS	FG	FGA	PCT	3FG	3FGA	PCT	FT	FTA	PCT	OR-DR-TR	HI SCORER	HI REBOUND	HI ASSIST
LSU	69	24	54	.444	7	27	.259	14	15	.933	8-20-28	KJ Williams 29	2 with 5	2 with 5
OLE MISS	82	32	58	.552	9	21	.429	9	9	1.000	6-22-28	Brakefield 23	Brakefield 10	Murrell 4

### GAME 28 -- LSU 84, VANDERBILT 77 -- February 22, 2023 | PETE MARAVICH ASSEMBLY CENTER | BATON ROUGE, LOUISIANA

**RECAP:** LSU won for the first time in 2023 breaking a 14-game losing streak with the home win over Vanderbilt ... The Tigers fell behind 9-2, but playing with lots of energy and determination, rolled out on a 13-0 run that would put LSU up 28-18 with 6:48 to go in the first half. LSU would lead by seven, 39-32, at the break ... However, at the start of the second half, LSU would give up three field goals to the Commodores, cutting the LSU advantage to just one, 39-38, with 17:41 to go. Vanderbilt would eventually take a 49-48 lead with 12:42 to go, but LSU stepped up and with KJ Williams and Adam Miller scoring the majority of the points, would eventually open back up to an 11 points advantage, 74-63, with 4:17 to play.

Williams had a night for himself with 35 points and 10 rebounds. It tied the highest game of the LSU season for Williams and was the co-second highest scoring game of his college career. He made 13-of-25 field goals with five treys and four free throws in 36 minutes of play. IT was his seventh double double of the season. Adam Miller added 18 points with 9-of-10 coming at the free throw line. LSU shot 45.0 percent for the game (27-60) with nine treys and a good 21-of-27 at the free throw line. Both teams shot over 50 percent in the second half of the game as LSU had for the second straight game, single digit turnovers (7).

Feb. 22, 2023	PTS	FG	FGA	PCT	3FG	3FGA	PCT	FT	FTA	PCT	OR-DR-TR	HI SCORER	HI REBOUND	HI ASSIST
VANDERBILT	77	26	59	.441	11	27	.407	14	23	.609	11-24-35	Robbins 23	Robbins 11	Manjon 7
LSU	84	27	60	.450	9	21	.420	21	27	.778	13-27-40	KJ Williams 35	KJ Williams 10	Hill 4

### GAME 27 -- SOUTH CAROLINA 82, LSU 73 -- February 18, 2023 | PETE MARAVICH ASSEMBLY CENTER | BATON ROUGE, LOUISIANA

**RECAP:** South Carolina made their first five shots, all from distance, in the first 4:30 of the game to take a 15-5 lead and went on to score the victory over LSU. It was the Gamecocks third SEC win, all on the road. LSU was able to close the game to one point three times in the first half but could never get the lead. LSU trailed at the half by five, 36-31. LSU got the game to three at the start of the second half and four on two other occasions, but South Carolina was able to keep LSU at bay throughout the final 20 minutes.

South Carolina made 15 three-pointers (15-32) and 17-of-18 at the line. LSU was just 14-of-26 at the free throw line with seven three-pointers. The team tied at 36 in rebounds with LSU having a 16-9 advantage in offensive rebounds. LSU had a 23-16 advantage in point in the paint and 36-20 in points in the paint. LSU had a season low six turnovers and forced 12, but only had an 8-7 advantage in points off turnovers ... Cam Hayes had an amazing stat line of 25 points (tying his career/season high) with a team high eight rebounds, four rebounds, three steals.

Feb. 18, 2023	PTS	FG	FGA	PCT	3FG	3FGA	PCT	FT	FTA	PCT	OR-DR-TR	HI SCORER	HI REBOUND	HI ASSIST
SOUTH CAROLINA	82	25	54	.463	15	32	.469	17	18	.944	9-27-36	2 with 20	Jackson 8	Johnson 6
LSU	73	26	62	.419	7	21	.333	14	26	.538	16-20-36	Hayes 25	Hayes 8	Hayes 4

### GAME 26 -- GEORGIA 65, LSU 63 -- February 14, 2023 | STEGEMAN COLISEUM | ATHENS, GEORGIA

**RECAP:** The Tigers had their best chance to stop the long SEC losing streak, falling on a bucket in the final five seconds of the game ... Both teams had eight point leads in the game -- LSU in the first half and Tennessee with 6:24 remaining in the game ... LSU cut the lead to one, 62-61, with 2:16 to play on a Jalen Reed bucket off a UGA turnover ... There would be no scoring until LSU took a 63-62 lead in the final 11 seconds on a bucket by KJ Williams who muscled his way down the lane. UGA came down court and drove to the goal with 4.4 seconds left to take a 64-63 lead. LSU's attempt to run a play on the inbounds resulted in a turnover and UGA added a free throw for the final margin.

KJ Williams led LSU with 18 points and nine rebounds. LSU shot 38.5 percent (20-52) with seven treys and 16-of-19 at the free throw line ... Jalen Reed had nine points and six rebounds in 16 minutes for the Tigers ... LSU out rebounded UGA 37-28 ... But the Tigers reversed a trend of recent games with 11 assists, but 19 turnovers.

Feb. 14, 2023	PTS	FG	FGA	PCT	3FG	3FGA	PCT	FT	FTA	PCT	OR-DR-TR	HI SCORER	HI REBOUND	HI ASSIST
LSU	63	20	52	.385	7	23	.304	16	19	.842	6-31-37	KJ Williams 18	KJ Williams 9	Hayes 3
UGA	65	22	50	.440	6	21	.286	15	26	.577	2-26-28	Bridges 13	Moncrieffe 6	Roberts 4

## SENIOR NIGHT

The Tigers will honor two seniors on Wednesday night at about 7:45 prior to the start of the game -- KJ Williams and Parker Edwards. Williams, a super senior, played four seasons at Murray State and his numbers and information follows in the game notes.

Edwards, from Covington, Louisiana, has been a part of four seasons at LSU after a freshman season at Southeastern Louisiana. As both a walkon and scholarship player at LSU, Edwards top moment actually came at the Maravich Center against LSU when he was at Southeastern. In the opening game of the 2018-19 season, Edwards was put in with 11 minutes remaining for the Lions and made six three-pointers and finished the game with 25 points. Between the two schools, he played in 40 total games and averaged 2.8 points per game.

## KJ WILLIAMS JOINS 2,000-1,000 CLUB

With a three-pointer with 17:40 to go in the second half against Tennessee (1/21), super senior KJ Wilson passed the 2,000-point mark in his career at Murray State and LSU. Williams got his 1,000th rebound on Jan. 7 at Texas A&M and joins a small fraternity of college basketball players to have posted 2,000 and 1,000 in their college career. Williams' year-by-year point totals and rebounds:

**2018-19 -- Murray State -- 243 points -- 151 rebounds**  
**2019-20 -- Murray State -- 405 points -- 232 rebounds**  
**2020-21 -- Murray State -- 406 points -- 220 rebounds**  
**2021-22 -- Murray State -- 613 points -- 285 rebounds**  
**2022-23 -- LSU (presently) -- 467 points -- 207 rebounds**

A total of 123 players in college basketball, three this season including KJ, now have hit the 2,000-1,000 mark in their careers including some of the biggest names in the history of the game. Among those of interest in Louisiana would be of course Rudy Macklin of LSU (1976-81) who had 2,080 points and 1,276 rebounds. According to an NCAA list of 2,000-1,000 players in college basketball, these players spent time at present SEC schools:

## KJ Williams, LSU -- Active -- 2134 points-1095 rebounds

Doug Smith, Missouri -- Last year 1991 -- 2184 points-1305 rebounds

Gerald Glass, Ole Miss -- Last year 1990 -- 2785 points-1087 rebounds

**Rudy Macklin, LSU -- Last year 1981 -- 2080 points-1276 rebounds**

Reggie King, Alabama -- Last year 1979 -- 2168 points-1279 rebounds

**Sidney Moncrief, Ark -- Last year 1979 -- 2066 points-1015 rebounds**  
**Dan Issel, Kentucky -- Last year 1970 -- 2138 points-1078 rebounds**  
**Bailey Howell, Mississippi State -- Last year 1959 -- 2038 points-1277 rebounds**

KJ was presented a ceremonial ball honoring his accomplishment by the only LSU player on the list -- Rudy Macklin. His 1,276 rebounds is an all-time best at LSU and his 2,080 points is second only to Pete Maravich in LSU history.

**KJ WILLIAMS NEEDS FOUR POINTS TO JOIN 500-200 SEASON CLUB AT LSU**

With LSU super senior KJ Williams at 496 points and 207 rebounds for the season, he will be looking to become the 16th LSU player to have at least one season with 500 points and 200 rebounds for the Tigers since the start of the 1978-79 season:

PLAYER	SEASON	PTS/REBOUNDS
Tari Eason	2021-22	559/218
Ben Simmons	2015-16	632/388
Jarell Martin	2014-15	558/305
Johnny O'Bryant III	2013-14	525/262
Tasmin Mitchell	2009-10	521/292
	2008-09	569/251
Glen Davis	2006-07	512/303
	2005-06	669/350
Brandon Bass	2004-05	520/272
Ronald Dupree	2002-03	504/249
	2001-02	552/290
	2000-01	503/256
Stromile Swift	1999-2000	550/279
Shaquille O'Neal	1991-92	722/421
Shaquille O'Neal	1990-91	774/411
Ricky Blanton	1988-89	648/261
	1987-88	511/265
Nikita Wilson	1986-87	545/244
John Williams	1985-86	658/313
Rudy Macklin	1980-81	574/351
	1979-80	563/309
DeWayne Scales	1979-80	521/253
	1978-79	504/236

**WEDNESDAY'S OPPONENT**

The Tigers will be facing Missouri for the second time this season after Missouri won an 87-77 decision one month ago on Feb. 1 in Columbia. LSU had six players in double figures in that game with KJ Williams getting 15, Justice Hill 13, Adam Miller, Derek Fountain and Trae Hannibal each had 11 and Cam Hayes 10. LSU shot 40.9 percent (27-66) with 11 three pointers, but Missouri was on top of their shooting game from the beginning, making 33-of-59 (55.9%) with 13 three-pointers. LSU out rebounded Missouri, 38-32, and 15-5 on the offensive boards. Mizzou is coming off an 85-63 win at Georgia after outscoring UGA, 45-22, in the second half. D'Moi Hodge led the Tigers with 18 points, while Nick Honor had 17, Noah Carter 12 and DeAndre Gholston scored 10. Missouri made 17-of-27 shots in the second half and 57.9 percent for the game with 14 treys. LSU leads the overall series, 11-3, with LSU 6-0 in games played in Baton Rouge.

**TURNOVERS**

In SEC games, the Tigers have given up at least 12 more points in points off turnovers in seven contests, including the Ole Miss game (2/25):

**Ole Miss (2/25) – Ole Miss 16, LSU 4**  
**Miss. State (2/8) – Miss. State 20, LSU 10**  
**Arkansas (1/24) – Arkansas 18, LSU 4**  
**Tennessee (1/21) – Tennessee 33, LSU 7**  
**Auburn (1/18) – Auburn 15, LSU 2**  
**Alabama (1/14) – Alabama 19, LSU 2**  
**Florida (1/10) – Florida 23, LSU 5**

In the previous two home games, LSU is coming off a game versus South Carolina in which they only turned the ball over six times, the lowest total of the season. LSU turned it into two consecutive games with single digit turnovers vs. Vanderbilt with only seven turnovers.

**TYRELL WARD**

The word "patience" has to mean a lot to Tyrell Ward as this freshman has sat on the bench in 10 games this year (DNP-Coach's Decision) and is now a starter for LSU. Ward has started the last seven games and against A&M (2/11), Ward played a season high 30 minutes, made 5-of-9 field goals with two treys and three field goals to record 15 points. It was his first game scoring in double figures in college. Versus Vandy (2/2), he was 3-of-3 from the field in 18 minutes with two three-pointers to score eight points and followed at the Ole Miss game (2/25) with nine points on 3-of-5 field goals and two treys. The Dematha Catholic freshman started his first game of the season against Alabama (2/4), playing 20 minutes with two points and one assist and a steal. Ward started again at Mississippi State (2/8) and played 24 minutes with two field goals including a three-pointer to score five points with two rebounds and four steals. In the last five games, Ward has played an average of 21.9 minutes and is averaging 8.4 points, and 2.2 rebounds and shooting 8-of-16 from the arc and 14-of-26 overall. For the 19 games he has played, he is averaging 12.3 minutes a game and is averaging 3.6 points a game. In league play, he is averaging 5.3 points a game.

**DEREK FOUNTAIN**

Derek Fountain continues to play some of the best basketball of his college career this season at LSU and he again showed out versus Alabama (2/4). Fountain played 35 minutes, hitting 6-of-9 three pointers, including his third and fourth three-pointers of the year. More importantly he hit 12-of-15 free throw attempts as he drew nine fouls. He finished with 26 points, seven rebounds, two assists, four blocks and no turnovers. In two games against Alabama, he was 21-of-25 at the free throw line. Against Mississippi State (2/8), Fountain posted his fourth straight double figure game with 10 points, making 3-of-3 field goals, including a three-pointer and 3-3 at the line. Derek Fountain moved into the starting lineup before the Wake Forest game (12/10) and has posted very good numbers with double figures in nine contests since then, including his three collegiate double doubles:

**Vs. Wake Forest – 30 minutes, 11 pts, 5 rebs, 4-5 FGs, 3 FTs, 4 steals**  
**Vs. NCCU – 30 minutes, 17 pts, 14 rebs, 6-9 FG, 5 FTs, 2 blks, 1 steal**  
**Vs. ETSU – 27 minutes, 11 pts, 8 rebs, 4-5 FG, 2 asts, 1 steal**  
**Vs. Arkansas – 29 minutes, 14 pts, 10 rebs, 5-9 FG, 1 asts, 1 steal**  
**Vs. Texas Tech – 22 minutes, 10 pts, 6 rebs, 3-5 FG, 4-4 FTs, 1 blk**  
**At Missouri – 31 minutes, 11 pts, 11 rebs, 5-12 FG, 1-3 FTs, 1 steal**  
**Vs. Alabama – 35 minutes, 26 pts, 7 rebs, 6-9 FG, 12-15 FTs, 4 blks**  
**At Mississippi State – 28 minutes, 10 pts, 4 rebs, 3-3 FG, 3-3 FT, 2 assists**  
**Vs. South Carolina – 27 minutes, 13 pts, 4 rebs, 6-10 FGs, 1-1 FT, 1 blk, 1 stl**

In all he has 10 double figure scoring games. Fountain is averaging 7.9 points, 5.3 rebounds and 1.2 steals a game overall and 8.1 points and 5.3 rebounds in league games.

Since moving into the starting lineup, Fountain's average has gone from 5.1 to 7.9 and his rebound average from 3.8 to 5.3.

Fountain's best season of his two at Mississippi State was the 2020-21 campaign when as a freshman he started 10-of-19 games and averaged 5.4 points. Ironically, his previous career high came against LSU in Baton Rouge when he scored 20 points.

**THE STARTS, THE WINS, DOUBLE DOUBLES AND MORE FOR KJ**

KJ has 110 games in double figures for his career, 24 this season.  
KJ now has 119 college starts between Murray State and LSU and he has started every game (89) over the 2020-21, 2021-22 and now 2022-23 seasons.  
He enters the final week of the regular season coming off his two highest back-to-back scoring games of the season – 35 vs. Vanderbilt (2/22) and 29 at Ole Miss (2/25). In the last two games, he compiled the following numbers:

**64 points – 23-of-43 FGs, 7-of 15 3FGs, 11-of-14 FTs, 15 rebs, 2 steals – 72 minutes**

Earlier in the year against Wake Forest (12/10), he made 7-of-9 three-pointers. After making two at Ole Miss (2/25), he is 50-of-120 for the season from the arc (41.7 percent) and overall from the field 188-of-384 (49.0%).  
Here are the Williams double doubles this season:

- Vs. Kansas City (11/9) – 13 points, 14 rebounds**
- Vs. Kansas State (11/23) – 17 points, 10 rebounds**
- Vs. Wake Forest (12/10) – 35 points, 10 rebounds**
- Vs. NC Central (12/13) – 18 points, 12 rebounds**
- Vs. ETSU (12/21) – 28 points, 12 rebounds**
- At Missouri (2/1) – 15 points, 11 rebounds**
- Vs. Vandy (2/22) – 35 points, 10 rebounds**

Entering play on the week, Williams was third in career double doubles among active SEC players:

- Oscar Tshiebwe, Kentucky – 55
- Jayveous McKinnis, Ole Miss – 39
- KJ Williams, LSU – 34**

**SIX IN MAJOR SEC NUMBERS, INCLUDING KJ WILLIAMS**

Entering play on the week, there are six players that at this point in the season are in the top 10 in the Southeastern Conference in points, rebounds and field goal percentage:

- Brandon Miller, Alabama – 1st – 19.69 points; 5th – 7.97 rebounds; 7th – .468 FG Pct.
- KJ Williams LSU –2nd – 17.10 points; 7th – 7.31 rebounds; 6th – .490 FG Pct**
- Oscar Tshiebwe, Kentucky – 4th – 16.37 points; 1st – 12.81 rebounds; 2nd – .570 FG Pct.
- Kobe Brown, Missouri – 5th – 6.14 points; 10th – 6.14 rebounds; 3rd – .558 FG Pct.
- Colin Castleton, UF – 7th – 15.96 points; 6th – 7.73 rebounds; 5th – .500 FG Pct.
- Tolu Smith, MSU – 10th – 14.97 points; 3rd – 8.31 rebounds; 1st – .592 FG Pct.

**CAM HAYES**

Cam Hayes had a stat line against South Carolina (2/18) that any player would love:  
**25 points – 8 FGs, 4 3FG, 5 FTs, 8 rebounds, 4 assists, 3 steals**

In fact, he led the Tigers in points, rebounds, assists and steals. It was his second 25-point game of the season, equaling the game he had in December against Winthrop. In that game, he also had eight field goals, including four treys and five free throws with four assists.  
He's come a long way since the second game of the season when NC State transfer Cam Hayes didn't get off the bench (Coach's Decision). Since then there have been 11 double figure games. He has started 12 games for the Tigers.  
In three of those games in December, Hayes had 13 points, 6 rebounds, no turnovers against Wake Forest (12/10); 14 points, 7 rebounds vs. NCCU (12/13) and 25 points, 4 treys against Winthrop (12/27).  
Against Missouri (2/1), Hayes scored 10 points with two treys and three assists, while against Alabama (2/4), he made three treys and had 15 points, eight rebounds with an assist and a block in 28 minutes off the bench.  
For the season, Hayes is averaging 22.4 minutes a game, 8.1 points, 2.5 rebounds and 2.3 assists. In league play, he is at 8.2 points a game. In the last five games, he is averaging 8.6 points and 3.6 assists.  
At NC State, Hayes averaged 7.8 points in 20-21 and 7.0 points in 21-22. He shot 38.6 percent as a freshman and 33.5 percent as a sophomore.  
Hayes has made 33 three-pointers this season and is 37-of-46 from the free throw line.

**ADAM MILLER**

Adam Miller only made 1-of-4 from the arc against Vanderbilt (2/22), but a strong overall game resulted in four total field goals, 9-of-10 from the line (the result of six fouls drawn), five rebounds and three assists for total of 18 points.  
Against Ole Miss (2/25), Miller had 15 points on a 3-trey game with five assists in 37 minutes.  
Against Texas Tech (1/28) he hit 5-of-10 outside the arc. He finished with his fourth 20-point game of the season against the Red Raiders.  
It was the first time he hit five since he hit five each in the Kentucky (1/3) and A&M games (1/7). For the season, Adams has made 65 three-pointers.  
Miller earned all-tournament honors in the Cayman Islands Classic after averaging 15.7 points, 1.3 rebounds and 2.0 assists in the three games of the tournament. He had a best of 23 against Akron when he hit five three-pointers in the Tigers semifinal wins.  
Against Wofford (11/27), he was important for the Tigers rallying win, hitting a late three-pointer that gave the Tigers the winning points in the game.  
His season highs are 26 points against Arkansas State, 11/12 and Wofford, 11/27.  
He has hit four or more treys in a game this season eight times, including the four games he scored 20 or more this season:

- 6 – vs. Wofford (11/27)**
- 5 – vs. Texas Tech (1/28)**
- 5 – at Texas A&M (1/7)**
- 5 – at Kentucky (1/3)**
- 5 – vs. Akron (11/22)**
- 4 – vs. Texas A&M (2/11)**

**SCORING BREAKDOWNS**

CLASS	PTS	PCT.
Freshmen	183	9.4
Sophomores	415	21.3
Juniors	528	27.1
Seniors/Grads	822	42.2
SCORING	PTS	PCT.
Starters	1421	72.9
Bench	527	27.0
POINTS IN PAINT	PTS	APG
LSU	802	27.6
Opponents	863	29.7
POINTS OFF TO	PTS	APG
LSU	344	11.9
Opponents	412	14.2
SECOND CHANCE POINTS	PTS	APG
LSU	312	10.7
Opponents	300	10.3
BENCH SCORING	PTS	APG
LSU	527	18.1
Opponents	480	16.5
FT% LAST 4 MINUTES	OVERALL	PCT
LSU (45-59, .762, SEC)	69-93	.742
Opponents (59-77, .766, SEC)	87-118	.737
FG% LAST 4 MINUTES	OVERALL	PCT
LSU (45-106, .424, SEC)	75-171	.438
Opponents (41-90, .455, SEC)	64-145	.441
3FG% LAST 4 MINUTES	OVERALL	PCT
LSU (13-39, .333, SEC)	22-66	.333
Opponents (10-28, .357, SEC)	14-52	.269

**DOUBLE FIGURE SCORING GAMES -- (74) --** KJ Williams 24, Adam Miller 16, Cam Hayes 11, Derek Fountain 11, Juice Hill 6, Trae Hannibal 6, Tyrell Ward 1

**DOUBLE DOUBLE --** KJ Williams 7, Derek Fountain 3

**20-POINT GAMES (Season) -- (14) --**  
**KJ Williams** (7) 33 (vs. Illinois State); 35 (vs. Wake Forest); 28 (vs. ETSU); 23 (at Kentucky); 23 (vs. Florida); 35 (vs. Vanderbilt); 29 (at Ole Miss)  
**Adam Miller** (4) 26 (vs. Ark. St.), 23 (vs. Akron); 26 (vs. Wofford), 20 (vs Texas Tech).  
**Cam Hayes** (2) 25 (vs. Winthrop), 25 (vs. South Carolina)  
**Derek Fountain** (1) 26 (vs. Alabama)

**OPENING JUMP BALL CONTROLLED --** LSU 7, Opponents 22

**SCORED FIRST LSU POINTS --** Wilkinson 3, KJ Williams 9, Miller 6, Hill 1, Hayes 5, J. Williams 1, Ward 3, Fountain 1

PLAYERS SCORING IN DOUBLE FIGURES BY GAME						
0	1	2	3	4	5/more	
0	2	10	15	1	1	

## POINTS BY POSSESSION STATS

OPPONENT	OFF PPP	DEF PPP
Kansas City	<b>1.072</b>	0.851
Arkansas St.	<b>1.000</b>	0.825
New Orleans	<b>1.282</b>	0.849
Illinois State	<b>1.000</b>	0.813
Akron	<b>0.984</b>	0.935
Kansas State	0.894	<b>0.897</b>
Wofford	<b>1.219</b>	1.190
UT Arlington	<b>0.984</b>	0.952
Wake Forest	<b>1.075</b>	1.045
NCCU	<b>1.015</b>	0.864
Winthrop	<b>1.348</b>	1.157
ETSU	<b>1.043</b>	1.015
Arkansas	<b>0.896</b>	0.891
Kentucky	1.203	<b>1.345</b>
Texas A&M	0.903	<b>1.095</b>
Florida	0.836	<b>1.063</b>
Alabama	0.943	<b>1.472</b>
Auburn	0.778	<b>1.098</b>
Tennessee	0.903	<b>1.283</b>
Arkansas	0.645	<b>1.000</b>
Texas Tech	1.133	<b>1.310</b>
Missouri	1.085	<b>1.299</b>
Alabama	0.958	<b>1.179</b>
Miss. State	0.898	<b>1.103</b>
Texas A&M	1.051	<b>1.370</b>
UGA	0.887	<b>0.915</b>
South Carolina	1.159	<b>1.302</b>
<b>Vanderbilt</b>	<b>1.333</b>	1.185
Ole Miss	1.045	1.281

**LSU Offensive PPP High: 1.348 vs.**

**Winthrop**

**LSU Offensive PPP Low: 0.645 vs. Ark.**

**LSU SEC Offensive PPP High: 1.333. vs.**

**Vandy**

**LSU SEC Offensive PPP Low: 0.645 vs. Ark**

**Opp. Offensive PPP High: 1.472 by Ala.**

**Opp. Offensive PPP Low: 0.813 by Ill. St.**

**Opp. SEC Offensive PPP High: 1.472 by Ala.**

**Opp. SEC Offensive PPP Low: 0.891 by Ark**

## LAYUPS AND DUNKS

OPPONENT	LSU	OPP.
Kansas City	12-21	12-21
Arkansas State	9-22	12-21
New Orleans	16-22	13-20
Illinois State	16-22	14-21
Akron	8-13	6-11
Kansas State	11-14	13-19
Wofford	14-19	14-19
UT Arlington	8-21	15-28
Wake Forest	15-22	20-24
NCCU	18-28	11-22
Winthrop	16-23	18-29
ETSU	16-24	14-21
Arkansas	20-37	15-24
Kentucky	11-15	15-17
Texas A&M	5-14	20-22
Florida	11-22	14-18
Alabama	7-23	14-19
Auburn	7-24	11-21
Tennessee	15-22	12-16
Arkansas	9-22	14-20
Texas Tech	10-20	12-24
Missouri	13-25	15-22
Alabama	10-24	12-24
Miss. State	9-14	16-22
Texas A&M	8-16	9-17
UGA	6-13	11-16
South Carolina	16-28	10-18
Vanderbilt	14-31	11-18
Ole Miss	8-13	17-23

**TOTALS** **338-624** **405-618**  
**PCT.** **54.2%** **65.5%**

**IN SEC GMS** **179-363** **218-313**  
**49.3%** **69.6%**

## 4 - vs. Arkansas State (11/12)

## 4 - vs. Kansas City (11/9)

Miller hadn't played in a counting regular season game since March of 2021 when Illinois played its final game of the 2020-21 season. He transferred to LSU but tore his ACL prior to the team's exhibition game and missed the entire 2021-22 season. He was medically cleared during the summer for a full go this season and Tiger fans couldn't be happier.

Miller has started all 60 games he has played in (31 at Illinois) and is averaging 11.7 points per game (second on the team) to go with 2.4 rebounds and 1.6 assists. Miller has 16 games in double figures.

## TRAE HANNIBAL

Hannibal's line in the Vandy game (1/22) wasn't a splashy one but it was very effective to help LSU with its victory.

Hannibal played 22 minutes, was 3-of-4 at the foul line with five rebounds and an assist. More importantly, he was +15 in the always looked at +/- account

After a successful start to SEC play, the senior transfer from Murray State was named SEC Player of the Week (1/2) after his play in the win over Arkansas in which LSU rallied from six down in the second half to win by three.

Hannibal played 22 minutes off the bench, hitting 9-of-14 shots, including 6-of-7 in the second half, to finish with 19 points and six assists, along with a +/- team best number of +10.

Hannibal's game is coming off a screen and driving through traffic through the lane and scoring. He did that again at Kentucky (1/3) when his team needed it most.

Against the Wildcats he posted 12 points, playing 29 minutes off the bench, making 5-of-6 field goals to record 12 points and four assists. In his first start against Texas A&M (1/7), despite two early fouls, he was on the floor for 24 minutes, scoring nine points with five rebounds and four assists.

Against Auburn (1/18), Hannibal struggled to score inside but his constant driving to the rim allowed him to get fouled eight times. He made 10-of-12 free throws and finished with a game co-high of 16 points. He followed it with 10 in the Tennessee game (1/21).

Against Missouri (2/1), he was 3-of-5 from the field and 5-of-6 from the line for 11 points and his sixth double figure scoring game, fifth in league play.

Hannibal has averaged 20.5 minutes a game and is averaging 6.4 points, 4.1 rebounds and 2.4 assists per game.

Against Florida (1/10), he pulled down 12 rebounds, his career high in boards and his second double figure rebound game of his career.

## JUSTICE HILL

Against Missouri (2/1), Hill had three treys and four assists to score his co-second high of the season of 13 points. At Mississippi State (2/8), he hit three field goals and a trey for seven points with two assists.

The Missouri game was his first double figure scoring game since the finals of the Cayman Island Classic against Kansas State on Nov. 23.

Justice Hill is in his third year of playing for Coach McMahon as he helped guide the Racers for two seasons, including last year when the team was 31-3.

Hill has posted seven games of five assists or more this season.

Justice Hill's fake of the defender and drive through an open lane was a game-winner for the Tigers against Wake Forest (12/10) with 1.2 seconds to play at Holiday Hoopsgiving.

He averages 3.0 assists a game with an assist-to-turnover ratio of 1.9. He has 77 assists and 40 turnovers. He is averaging 6.3 points this season at LSU.

## SHAWN PHILLIPS

The freshman, saw his first action since Nov. 21 against Arkansas (12/28) and his longest stint of the season at that point with close to five minutes with an offensive rebound.

Since then Phillips has been earning more and longer playing stints as this season goes on.

In the game against Alabama (1/14), he was on the court for some 13 minutes, scoring two points with four rebounds.

He did not dress against Arkansas (1/24) after an undisclosed injury but did dress against Texas Tech (1/28).

Phillips played over 10 minutes against Missouri (2/1) with two boards and a steal and played five minutes against Alabama (2/4), making both field goal attempts, including an alley oop dunk to finish with four points.

Against Mississippi State, he played 11 minutes with five rebounds, two blocks and a steal. He had a floater that was disallowed on a shot clock violation. He had eight minutes of action against A&M (2/11) with two points, two rebounds and a block.

Phillips played 11 minutes at Georgia (2/14) and while he didn't score, he did have seven rebounds to help LSU win the rebounding battle.

For the season, Phillips has played in 18 games, averaging 0.7 points and 1.6 rebounds. He is averaging 1.9 rebounds in league play.

## JALEN REED

The freshman from Jackson, Mississippi started the first eight games and returned to the starting lineup against Arkansas (1/24), where he played 28 minutes. He played 15 minutes off the bench against Texas Tech (1/28) with three points at the free throw line, three rebounds, and a block.

After playing just a combined eight minutes at Missouri and versus Alabama, he played 12 minutes at Mississippi State (2/8) and hit 3-of-4 field goals to score six points to go with three boards and an assist.

Against UNO (11/17) he scored eight points, hitting all three field goal attempts in 21 minutes. He added six rebounds and a steal in the game.

Against Tennessee, Reed played 22 minutes off the bench and had his season best of nine points, hitting 3-of-5 field goals and adding three free throws. He also had five rebounds in the game. He equaled that nine points at UGA (2/14), hitting 3-of-6 field goals, including a three-pointer and two free throws.

Reed is coming off two of his best efforts, equaling that season best of nine points at Georgia and South Carolina. He followed that up Wednesday with an eight-point game hitting 3-of-4 field goals and two free throws with two blocks versus Vandy (2/22).

In the last five games, Reed is averaging 7.0 points and 3.6 rebounds a game, shooting 13-of-23 from the field (56.5%)

For the season, Reed is averaging 3.6 points and 3.0 rebounds.

## JUSTICE WILLIAMS

After missing five games earlier in the season because of a sprained ankle, Justice Williams has earned his starts in this his sophomore season in the last seven games.

While not playing more than two minutes in games at Missouri and Alabama in starts, he did in between those two games played 28 minutes and had four points and four assists for LSU.

Williams played 31 minutes, had a career high six boards with seven points on 3-of-7 shooting with a three-



pointer against Auburn (1/18) and then against Tennessee (1/21), he played a career-high 35 minutes, scoring five points with two rebounds and four assists. Against Arkansas (1/28), he had 7 points to go with two rebounds and two assists.

He returned after missing the five games on Dec. 10 against Wake Forest.

Both years, he has struggled with injury problems at LSU. Last season, he missed the entire non-conference schedule as a freshman before being thrust into action due to other injuries at the start of conference play.

For the season, Williams is averaging 3.5 points and 1.3 rebounds to go with 1.5 assists.

#### KENDAL COLEMAN

Coleman played 11 minutes against Wofford (11/27), making both field goal attempts and 3-of-3 at the line to finish with seven points, his second highest total of the season.

In the next game against UTA (12/2), Coleman played 13 minutes, making 3-of-4 field goals to again score seven points with six rebounds.

Against NCCU, he made the most of his six-plus minutes, making both field goal attempts with a rebound and a block. It has been the case when asked, Coleman has made the most of his minutes. In the Winthrop game (12/17), Coleman made 2-of-4 from the field with five points and two blocks and for the second time this season grabbing seven rebounds.

Coleman had five points against Alabama (1/14) and has played 10 minutes in two-of-the-last-four games, while scoring nine points and going 3-of-8 from the field and 3-of-4 from the line.

The Northwestern State transfer is averaging 2.3 points and 2.1 rebounds

Coleman's season high at LSU was eight points versus Illinois St. in the Cayman Islands (11/21).

#### SHOT CLOCK VIOLATIONS

Last year, LSU was the Division I leader in shot clock violations drawn according to @CBBAnalytics with 38, four more than Richmond and Virginia in college basketball. The total so far this season is 18.

#### FIELD GOAL PERCENTAGE

Last year, LSU was 16-1 when opponents shot under 40 percent and LSU is 4-1 this year in that category as Kansas City (32.8%), Arkansas State (38.6%), Akron (25.9%), UTA (37.5%) and Florida (39.6%) have shot under 40 percent overall.

The Tigers are 56-3 since the start of the 2017-18 season when opponents shoot under 40 percent.

However, LSU was 6-10 last year when opponents shoot 40 percent or better from the field. LSU is 8-14 this season when teams shoot over 40 percent.

Against Alabama (1/14), Auburn (1/18) and at Arkansas (1/24), LSU shot no better than 29 percent in any of those games.

Offensively, the Tigers have won the last 17 games when shooting 50 percent or more in a game and LSU is 104-9 in the last 112 games when LSU shot 50 percent or better since the start of the 2007-08 season. The 50 percent games this season:

**LSU vs. UNO (11/17) – 30-of-58, 51.7%**

**LSU vs. Wofford (11/27) – 28-of-53, 52.8%**

**LSU vs. Winthrop (12/17) – 35-of-64, 54.7%**

#### FROM THE ARC

The Tigers last season shot just 31.6 percent from the arc and LSU has not shot over 35 percent from the arc since 2012-13 season.

And LSU is at 33.0 percent from the arc (212-643). Over the last five games, LSU is about the same at 33.1 percent (40-121), but opponents are at 41.9 percent (49-of-117) in those same five games. LSU has hit double figure treys in six games for the season:

**12 vs. UNO**

**10 vs. Texas A&M**

**10 vs. Wake Forest**

**11 vs. Winthrop**

**11 at Kentucky**

**11 at Missouri**

#### THE PETE MARAVICH ASSEMBLY CENTER

The Tigers are in their 52nd season of play in the Pete Maravich Assembly Center, originally known as the LSU Assembly Center until 1988 when the building was renamed by state government legislation following the untimely death of the star LSU player.

The Maravich Center is the fourth oldest continuous basketball arena in the league having hosted its first game in January 1972. Memorial Gym at Vanderbilt opened in 1952, Stegeman Coliseum at UGA in 1964 and Coleman Coliseum at Alabama opened in 1968.

LSU was 15-2 a year ago in the building and in 824 games the Tigers have an on-court record of 615-209 (74.6%) ... LSU is 284-165 in conference games (63.2%).

The loss to Florida on Jan. 10 ended a 13-game winning streak in the building by LSU.

#### ITS A FATHER AND SON THING

There are a couple of guys who knows something about the Southeastern Conference because their fathers played in the league with good success.

Director of Player Development Ronrico White's father, Tony, was an All-America at Tennessee. Tony White played from 1983 to 1987 at Tennessee.

Then there is freshman Jalen Reed from Jackson, Mississippi, whose late dad, Justin, was an All-America at Ole Miss and the SEC Freshman of the Year in 2001. Justin Reed was an All-SEC selection in each of his four years at Ole Miss, guiding the Rebels to a first ever "Sweet Sixteen" appearance for the program.

#### THE REGULAR SEASON ENDS SATURDAY

The Tigers travel to Gainesville to take on the Florida Gators in a 6 p.m. ET (5 p.m. CT) contest on the LSU Sports Radio Network and the SEC Network to conclude the regular season.

## FALL 2022 LSU SIGNEES

### Corey Chest, New Orleans, La. Link Academy, Brandon, Mo.

The four-star recruit will play this season at Link Academy in Brandon, Missouri. Chest (6-8, 210) played the 2021-22 season at Eleanor McMinn High School in New Orleans. He is ranked No. 75 in the 247sports.com and 89 in their national composite rankings. He is listed No. 95 in the ESPN Top 100 for the class of 2023.

Chest was a Class 4A First Team All-State selection in Louisiana averaging 17 points, 10 rebounds, three assists and four blocks. McMinn was 28-8 last season and reached the Class 4A title game each of the last two years.

This season, he is listed by 247sports as the No. 16-ranked power forward and No. 2 player in the state of Missouri. He was previously listed as the No. 1 player in the state of Louisiana for the class of 2023 at the end of the 2021-22 basketball season.

Chest also played in the NIKE EYBL circuit for team LIVOn-Fleur De Lis and played for former LSU star and NBA player, Randy Livingston.

---

### Mike Williams, Baltimore, Md. Bishop Walsh HS

Williams, who will play for Bishop Walsh High School in Cumberland, Maryland, is listed at 6-3, 180 pounds and is listed at No. 96 in the nation by 247sports.com and 101 by On3.com.

Williams made a midseason switch to Bishop Walsh this past season which will play in the National Interscholastic Basketball Conference against some of the top schools in the country. In the 60th Alhambra Catholic Invitational Tournament, billed as the most prestigious Catholic high school tournament in the country, Williams averaged 16.7 points per game, 3.9 rebounds, 1.3 assists and 2.0 steals.

In the PrepHoops.com web site for Maryland, Williams is listed as the No. 4-ranked player in the state entering his senior season.

Williams was one of the prospects in the class to show great improvement this summer on the UAA Circuit with Team Thrill of Maryland which won Under Armour Association championship.



# TRAE HANNIBAL

Guard · 6-2 · 215 · Senior · TR · Elliott, South Carolina (Murray State)

O

## Top Performances

Points	
Season:	19, vs. Arkansas, 12/28/22
Career:	20, at SE Mo. St., 2/26/22

Rebounds	
Season:	12, vs. Florida, 1/10/23
Career:	12, vs. Florida, 1/10/22

Field Goals Made	
Season:	9, vs. Arkansas, 12/28/22
Career:	9, vs. Arkansas, 12/28/22

3 PT FG Made	
Season:	1, vs. Arkansas, 12/28/22
Career:	2, twice

Free Throws Made	
Season:	10, vs. Auburn, 1/18/23
Career:	10, vs. Auburn, 1/18/23

Assists	
Season:	6, vs. Winthrop, 12/17/22
Career:	12, vs. Eastern Illinois, 1/20/22

Blocks	
Season:	1, twice
Career:	1, nine times

Steals	
Season:	4, vs. Kansas St., 11/23/22
Career:	4, four times

Minutes Played	
Season:	29, twice

## Top Career Scoring Games

1.	20 – at Southeast Missouri State, 1/29/22
2.	19 -- vs. Arkansas, 12/28/22
	19 – vs. Middle Tennessee, 12/4/21
4.	18 – vs. San Francisco, 3/17/22
	18 – vs. Tennessee Wesleyan, 12/15/21
6.	16 – vs. Auburn, 1/18/23
7.	15 – vs. Southeast Missouri State, 12/30/21
	15 – vs. James Madison, 11/24/21
	15 – at Georgia, 2/27/21
	15 – vs. Missouri, 2/20/21

## Complete bio

### Senior Season (2022-23)

12 points in the rallying win over Wofford (11/27) ... 4-of-6 field goals most of points coming late when LSU was down five ... Played 23 minutes or more in last three games ... Six assists, no turnovers in win over Winthrop (12/17) ... Spectacular game against Arkansas, making 9-of-14 field goals and scoring 19 points, one off his career high ... Named SEC POW for his efforts against Arkansas ... Followed that up with a 12-point effort at UK (1/3), making 5-of-6 field goals with four assists ... Career high 12 rebounds against Florida (1/10), second double figure game of college career in rebounds ... After 16 against Auburn, goes back-to-back in double figures with 10 points against Tennessee (1/21), making 5-of-6 from the field ... Hannibal had his sixth double figure game, hitting 3-of-5 field goals and 5-of-6 free throws to score 11 with five assists at Missouri (2/1) ... Missed last two games with right ankle injury ... Returned to play 18 minutes at Georgia.

### Hannibal's Game-by-Game Statistics

2022-23	OPPONENT	MIN	FG	3FG	FT	REB	PF/D	A	TO	BLK	STL	PTS	+/-
	Kansas City	19	1-3	0-0	5-9	8	3	2	2	0	1	7	+5
	Arkansas State	22	0-4	0-0	4-5	5	2	2	3	0	3	4	+1
	UNO	17	2-7	0-0	3-5	2	1	0	2	0	0	7	+2
	vs. Illinois State	14	0-2	0-0	0-0	4	3	4	3	0	0	0	+7
	vs. Akron	23	0-1	0-0	0-0	5	2	3	1	0	2	0	+8
	vs. Kansas State	28	1-1	0-0	0-0	5	2	4	1	0	4	2	-8
	Wofford	29	4-6	0-0	4-4	4	1	2	2	0	0	12	+11
	UT Arlington	20	1-3	0-0	5-7	4	3	4	4	1	0	7	+12
	vs. Wake Forest	4	0-2	0-0	0-0	0	1	0	0	0	0	0	-6
	NC Central	17	1-3	0-1	2-2	2	0	4	3	0	0	4	+1
	Winthrop	21	2-2	0-0	0-1	3	2	6	0	0	0	4	+6
	East Tennessee State	14	2-4	0-0	3-3	6	2	2	2	0	0	7	0
	Arkansas	22	9-14	1-2	0-2	6	0	2	1	0	0	19	+10
	at Kentucky	29	5-6	0-0	2-4	3	2	4	4	0	1	12	+5
	at Texas A&M	24	2-9	0-0	5-9	5	3	4	3	9	2	9	+1
	Florida	28	1-6	0-0	2-2	12	2	3	4	0	2	4	-14
	at Alabama	16	1-2	0-0	0-0	6	1	3	0	0	0	2	-23
	Auburn	23	3-11	0-1	10-12	2	2	1	1	1	0	16	-16
	Tennessee	25	5-6	0-0	0-0	3	4	0	4	0	1	10	-15
	at Arkansas	19	4-10	0-0	0-0	5	0	0	1	0	0	0	-17
	Texas Tech	20	2-3	0-0	3-4	2	1	1	1	0	1	7	-13
	at Missouri	21	3-5	0-0	5-6	3	1	5	3	0	0	11	-1
	Alabama	DNP -- Coach's Decision											
	at Mississippi State	DND -- injury											
	Texas A&M	DND -- injury											
	at Georgia	18	0-2	0-1	4-6	1	0	2	3	0	1	4	-5
	South Carolina	20	1-4	0-0	0-1	5	3	1	0	0	0	2	-3
	Vanderbilt	22	0-0	0-0	3-4	5	2	1	0	0	1	3	+15
	at Ole Miss	16	2-3	0-0	2-2	0	0	2	0	0	0	6	-7
	Missouri												
	at Florida												
	SEC Tournament												

## Hannibal's Career Stats

YEAR	GP-GS	MIN/AVG	FG-FGA	PCT.	3FG-FGA	PCT.	FT-FTA	PCT.	REB.-AVG	PF-FO	AST	TO	BLK	STL	PTS-AVG.
AT SOUTH CAROLINA															
19-20	26-0	326/12.6	39-92	.424	2-13	.154	24-40	.600	54-2.1	45-0	32	39	3	32	104-4.0
20-21	20-0	333/16.7	39-89	.438	7-13	.538	34-40	.850	64-3.2	36-0	40	42	1	20	119- 6.0
AT MURRAY STATE															
21-22	34-1	744/21.9	108-208	.519	4-13	.308	94-131	.718	173-5.1	53-2	84	65	3	40	314-9.2
LSU															
22-23	26-3	533/20.5	52-119	.437	1-5	.200	62-88	.705	106-4.1	43-0	62	48	2	19	167-6.4
TOTALS	106-4	1937/18.3	238-508	.469	14-44	.318	214-299	.716	397-3.7	177-2	218	194	9	111	704-6.6



# CAM HAYES

Guard • 6-2 • 185 • Junior • TR • Greensboro, North Carolina (NC State)

1

## Top Performances

<b>Points</b>	
Season:	25, twice
Career:	25, twice

<b>Rebounds</b>	
Season:	8, twice
Career:	8, twice

<b>Field Goals Made</b>	
Season:	8, twice
Career:	8, twice

<b>3 PT FG Made</b>	
Season:	4, twice
Career:	4, four times

<b>Free Throws Made</b>	
Season:	5, twice
Career:	8, vs. Louisiana Tech, 11/27/21

<b>Assists</b>	
Season:	6, vs. Wake Forest, 12/10/22
Career:	9, at Pittsburgh, 2/17/21

<b>Blocks</b>	
Season:	1, three times
Career:	2, vs. Texas Southern, 11/21/21

<b>Steals</b>	
Season:	3, vs. South Carolina, 2/18/23
Career:	4, vs. Charleston So., 11/25/20

<b>Minutes Played</b>	
Season:	34, vs. South Carolina, 2/18/23

## Top Career Scoring Games

- 25 -- vs. South Carolina, 2/18/23
- 25 -- vs. Winthrop, 12/17/22
- 20 -- at Notre Dame, 3/3/21
- 17 -- vs. UMass Lowell, 12/3/20
- 16 -- vs. North Carolina, 2/26/22
- 16 -- vs. Richmond, 12/17/21
- 16 -- vs. Oklahoma State, 11/17/21
- 16 -- at Virginia, 2/24/21
- 15 -- vs. Alabama, 2/4/23
- 15 -- vs. Louisville, 12/4/21

## Complete bio

### Senior Season (2022-23)

Hayes has his first double figure game as a Tiger, scoring 13 points with three treys in 16 minutes vs. UNO (11/17) ... Back-to-back double figure games with 10 vs. Illinois State (11/21) ... For the second time, scored 13 points this year, playing 28 minutes, hitting 5-of-10 field goals with six assists and non turnovers ... Got his first LSU start against NCCU (12/13), playing 28 minutes and scoring season high 14 points ... Career high of 25 vs. Winthrop (12/17), making 8-of-11 field goals with four three-pointers ... Hit a big three-pointer and later three free throws to give LSU a chance at an upset at Kentucky (1/3) ... Scored 11-points with two assists ... Second straight double figure game in league play against Texas A&M (1/7) ... Hays, in 21 minutes had ninth double figure game with 10 points (4-7 FGs, 2 treys) with three assists, no turnovers vs. Missouri (2/1) ... Back-to-back double figure games with second highest game of the season (15) against Alabama (2/4) ... Also career high in rebounds (8) ... Ties career high with 25 vs. South Carolina, 8-of-15 with 4 treys, eight rebounds (2/18).

### Hayes' Game-by-Game Statistics

2022-23	MIN	FG	3FG	FT	REB	PF/D	A	TO	BLK	STL	PTS	+/-
<b>OPPONENT</b>												
Kansas City	2	0-0	0-0	0-0	0	1	0	0	0	0	0	-3
Arkansas State	DNP-Coach's Decision											
UNO	16	5-7	3-5	0-0	0	1	3	1	1	0	13	+13
vs. Illinois State	21	3-5	1-3	3-4	3	2	0	5	0	2	10	+10
vs. Akron	16	1-3	1-1	4-5	1	2	3	1	0	1	7	+5
vs. Kansas State	13	1-2	1-1	0-0	2	2	0	3	0	0	3	-3
Wofford	14	1-3	0-0	1-2	1	1	2	0	1	1	3	+16
UT Arlington	18	2-6	0-2	3-4	1	3	0	0	0	0	7	+9
vs. Wake Forest	28	5-10	2-6	1-1	5	3	6	0	0	1	13	+14
NC Central	28	6-10	2-5	0-0	7	0	2	1	0	2	14	+9
Winthrop	31	8-11	4-6	5-6	1	0	4	1	0	2	25	+15
East Tennessee State	19	1-3	0-2	0-0	0	2	3	3	0	0	2	-2
Arkansas	27	2-7	0-3	0-0	5	0	3	0	0	1	4	-7
at Kentucky	32	3-5	2-4	3-3	0	2	2	1	0	0	11	+4
at Texas A&M	25	4-11	1-5	1-1	2	1	0	1	0	0	10	-12
Florida	DND-injury											
at Alabama	20	4-6	2-3	0-0	1	2	2	0	0	0	10	-21
Auburn	26	1-6	0-3	0-0	3	0	2	0	0	0	2	-3
Tennessee	26	1-5	1-5	0-0	3	2	4	0	0	0	3	-9
at Arkansas	15	0-4	0-1	0-0	4	0	0	1	0	0	0	-9
Texas Tech	26	4-9	1-4	0-0	2	2	1	2	0	1	9	+1
at Missouri	21	4-7	2-4	0-0	0	4	3	0	0	0	10	-3
Alabama	28	4-14	3-10	4-4	8	4	1	2	1	0	15	-9
at Mississippi State	27	1-6	1-3	1-2	2	3	3	1	0	1	4	-2
Texas A&M	29	3-8	1-6	2-2	2	1	3	1	0	1	9	-6
at Georgia	23	1-4	1-2	2-2	0	0	3	2	0	1	5	-7
South Carolina	34	8-15	4-8	5-8	8	2	4	3	0	3	25	-8
Vanderbilt	19	1-6	0-0	2-2	5	2	3	1	0	1	4	-1
at Ole Miss	20	0-4	0-3	0-0	2	1	5	3	0	1	0	+4
Missouri												
at Florida												
SEC Tournament												

## Hayes' Career Stats

YEAR	GP-GS	MIN/AVG	FG-FGA	PCT.	3FG-FGA	PCT.	FT-FTA	PCT.	REB-AVG	PF-FO	AST	TO	BLK	STL	PTS-AVG.
<b>AT NC STATE</b>															
20-21	23-14	540/23.5	61-158	.386	28-77	.364	30-41	.732	55-2.4	36-1	72	46	1	29	180-7.8
21-22	32-13	674/21.1	80-239	.335	25-100	.250	38-49	.776	74-2.3	45-1	67	45	4	25	223-7.0
<b>AT LSU</b>															
22-23	27-14	606/22.4	74-177	.418	33-95	.347	37-46	.804	68-2.5	43-0	62	33	3	19	218-8.1
<b>TOTALS</b>	<b>82-41</b>	<b>1821/22.2</b>	<b>215-574</b>	<b>.375</b>	<b>86-272</b>	<b>.316</b>	<b>105-136</b>	<b>.772</b>	<b>197-2.4</b>	<b>124-2</b>	<b>201</b>	<b>124</b>	<b>8</b>	<b>73</b>	<b>621-7.6</b>



# JUSTICE HILL

Guard · 6-0 · 175 · Senior · TR · Little Rock, Arkansas (Murray State)

# 3

### Top Performances

Points	
Season:	14, vs. Akron, 11/21/22
Career:	36, at Belmont, 1/15/22

### Rebounds

Season:	5, twice
Career:	10, vs. Greenville, 11/29/20

### Field Goals Made

Season:	5, vs. Ark. State, 11/12/22
Career:	10, at Belmont, 1/15/22

### 3 PT FG Made

Season:	3, four times
Career:	8, at Belmont, 1/15/22

### Free Throws Made

Season:	4, vs. Kansas City, 11/9/22
Career:	8, at Belmont, 1/15/22

### Assists

Season	7, vs.Kansas City, 11/9/22
Career:	11, vs. Greenville, 11/29/20

### Blocks

Season:	1, vs. Winthrop, 12/17/22
Career:	2, vs. St. Peter's, 3/19/22

### Steals:

Season:	4, vs. Kansas City, 11/9/22
Career	4, vs. Kansas City, 11/9/22

### Minutes Played

Season	36, vs. Kansas St., 11/23/22
--------	------------------------------

### Top Career Scoring Games

- 36, at Belmont, 1/15/22
- 26, vs. Southeast Missouri State, 12/30/21
- 21, vs. Morehead State, 3/5/22
- 20, at Tennessee Tech, 1/27/22
- 20, at Memphis, 12/20/21
- 19, vs. St. Peter's, 3/19/22
- 19, vs. Morehead State, 1/29/22
- 18, vs. SIUE, 2/5/22
- 18, vs. Chattanooga, 12/18/21
- 18, vs. Middle Tennessee, 12/4/21

### [Complete bio](#)

### Senior Season (2022-23)

Hill opens up his LSU portion of his career with 13 points, 7 assists, 4 steals in 31 minutes against Kansas City (11/9) ... Season high of 14 points against Akron (11/22) ... Made the game-winning layup with 2.1 seconds left to win the Wake Forest game (12/10) also including six assists, no turnovers ... Played 35 minutes off the bench and scored 13 points, first double figure game since Nov. 23, at Missouri, 2/1/23 ... Hit three treys with four assists ... Solid effort off the bench in the Vanderbilt win (2/22) ... Six points, +12, 4 assists.

### Hill's Game-by-Game Statistics

2022-23	MIN	FG	3FG	FT	REB	PF/D	A	TO	BLK	STL	PTS	+/-
<b>OPPONENT</b>												
Kansas City	31	4-9	1-5	4-5	4	3	7	3	0	4	13	+15
Arkansas State	31	5-13	1-4	0-1	4	0	3	1	0	0	11	+8
UNO	26	4-9	3-5	1-2	2	1	5	2	0	3	12	+32
vs. Illinois State	29	1-9	0-1	2-2	1	1	5	1	0	1	4	+14
Akron	26	5-11	0-3	4-4	2	2	3	0	0	0	14	+4
vs. Kansas State	36	4-15	2-6	2-6	2	1	2	4	0	2	12	0
Wofford	26	3-9	0-3	0-0	0	1	2	0	0	1	6	-15
UT Arlington	26	1-5	0-2	1-2	2	0	5	1	0	1	3	-9
vs. Wake Forest	24	2-6	0-0	0-0	1	1	6	0	0	0	4	-5
NC Central	26	3-11	1-5	0-0	0	0	4	2	0	2	7	0
Winthrop	27	3-7	3-5	0-0	3	1	3	1	1	0	9	-4
East Tennessee State	35	3-11	3-7	0-2	2	1	5	1	0	1	9	+5
Arkansas	19	1-5	0-3	0-3	2	1	1	1	0	0	2	-6
at Kentucky	13	0-3	0-1	0-0	1	0	0	1	0	0	0	-13
at Texas A&M	29	2-4	2-4	0-0	1	1	2	5	0	5	6	-13
Florida	30	1-9	1-7	0-0	5	2	6	3	0	1	3	-5
at Alabama	18	1-7	1-5	0-0	2	0	0	1	0	0	3	-19
Auburn	DND											
Tennessee	DND											
at Arkansas	DND											
Texas Tech	9	1-3	1-2	0-0	0	0	1	2	0	0	3	-8
at Missouri	35	4-15	3-11	2-2	2	0	4	3	0	1	13	0
Alabama	14	2-8	1-3	0-0	1	1	1	0	0	0	5	-16
at Mississippi State	29	3-8	1-4	0-0	1	0	2	1	1	0	7	-1
Texas A&M	21	2-7	2-4	0-0	1	3	2	3	0	2	6	-16
at Georgia	26	2-6	0-3	2-2	5	2	2	2	0	2	6	+8
South Carolina	3	0-1	0-0	0-0	0	0	0	0	0	0	0	-2
Vanderbilt	27	2-7	1-5	1-2	3	0	4	1	0	0	6	+12
at Ole Miss	23	0-4	0-4	0-0	1	0	2	1	0	2	0	-13
Missouri												
at Florida												
SEC Tournament												

### Hill's Career Stats

YEAR	GP-GS	MIN/AVG	FG-FGA	PCT.	3FG-FGA	PCT.	FT-FTA	PCT.	REB.-AVG	PF-FO	AST	TO	BLK	STL	PTS-AVG.
<b>AT MURRAY STATE</b>															
20-21	26-10	572/22.0	56-155	.361	22-70	.314	13-21	.619	52-2.0	39-1	93	44	2	19	147-5.7
21-22	34-34	1060/31.2	163-378	.431	63-176	.358	67-90	.744	77-2.3	45-0	173	65	4	37	456 13.4
<b>AT LSU</b>															
22-23	26-17	640/24.6	59-202	.292	27-102	.265	19-33	.576	48-1.8	22-0	77	40	2	28	164-6.3
<b>TOTALS</b>	<b>86-61</b>	<b>2272/26.4</b>	<b>278-735</b>	<b>.378</b>	<b>112-348</b>	<b>.322</b>	<b>99-144</b>	<b>.688</b>	<b>177-2.1</b>	<b>106-1</b>	<b>343</b>	<b>149</b>	<b>8</b>	<b>84</b>	<b>767-8.9</b>





# KENDAL COLEMAN

Center • 6-8 • 230 • Junior • TR • Shreveport, Louisiana (Northwestern State)

# 4

## Top Performances

<b>Points</b>	
Season:	8, vs. Illinois State, 11/21/22
Career:	25, vs. UIW, 1/27/22

<b>Rebounds</b>	
Season:	7, twice
Career:	20, vs. Southeastern, 3/5/22

<b>Field Goals Made</b>	
Season:	4, vs. Illinois State, 11/21/22
Career:	11, vs. UIW, 1/27/22

<b>3 PT FG Made</b>	
Season:	
Career:	

<b>Free Throws Made</b>	
Season:	3, twice
Career:	8, at A&M Corpus Christi, 2/19/22

<b>Assists</b>	
Season:	
Career:	4, at UNO, 1/22/22

<b>Blocks</b>	
Season:	2, twice
Career:	5, at Houston Christian, 2/3/22

<b>Steals</b>	
Season:	2, vs. UNO, 11/17/22
Career:	3, twice

<b>Minutes Played</b>	
Season:	17, vs. UNO, 11/17/22

## Top Career Scoring Games

1.	25, vs. UIW, 1/27/22
2.	22, at Tulsa, 11/10/21
3.	21, vs. McNeese, 2/12/22
4.	20, at UIW, 2/17/22
4.	20, vs. UNO, 1/8/22
4.	20, at SMU, 11/15/21
7.	19, vs. Nicholls, 2/24/22
7.	19, at UNO, 1/22/22
7.	19, vs. Champion Christian, 11/13/21
7.	19, at Oklahoma, 11/9/21

## Complete bio

### Junior Season (2022-23)

Scored eight in Cayman Islands opener vs. Illinois State in just under 10 minutes of action (11/21) ... Coleman with a solid 12-minutes against Wofford (11/27) making both field goals and all three free throws to score seven points ... Seven points again against UT Arlington, playing 13 minutes off the bench ...

### Coleman's Game-by-Game Statistics

2022-23	MIN	FG	3FG	FT	REB	PF/D	A	TO	BLK	STL	PTS	+/-
<b>OPPONENT</b>												
Kansas City	5	0-1	0-0	0-0	2	0	0	0	0	0	0	+4
Arkansas State	7	0-1	0-0	0-0	2	1	0	1	0	0	0	-2
UNO	17	2-2	0-0	0-1	7	3	0	1	2	2	4	+6
vs. Illinois State	9	4-5	0-0	0-0	3	0	0	0	1	0	8	-6
vs. Akron	9	0-1	0-0	0-0	0	3	0	0	0	1	0	-1
vs. Kansas State	4	0-1	0-0	0-0	2	0	0	0	1	0	0	-1
Wofford	11	2-2	0-0	3-3	2	1	0	2	0	0	7	+1
UT Arlington	13	3-4	0-0	1-2	6	1	1	0	0	1	7	-4
vs. Wake Forest	3	0-0	0-0	0-0	0	2	0	0	0	0	0	-6
NC Central	6	2-2	0-0	0-0	1	0	0	0	1	0	4	+4
Wlnthrop	12	2-4	0-0	1-2	7	2	0	1	2	0	5	0
East Tennessee State	4	0-1	0-0	0-0	1	3	0	0	0	0	0	+4
Arkansas	3	0-0	0-0	0-0	0	0	0	0	0	0	0	0
at Kentucky	2	0-0	0-0	0-0	0	1	0	0	0	0	0	-3
at Texas A&M	8	0-1	0-0	0-0	3	1	0	0	1	0	0	-2
Florida	11	2-3	0-0	0-0	1	2	0	0	0	0	4	-7
at Alabama	10	1-4	0-0	3-4	3	3	0	0	0	0	5	-3
Auburn	6	0-0	0-0	1-2	1	1	0	0	0	0	1	-1
Tennessee	10	1-1	0-0	2-4	2	1	0	0	0	0	4	0
at Arkansas	7	0-1	0-0	0-0	1	1	2	0	2	0	0	-1
Texas Tech	9	0-1	0-0	0-0	1	0	1	0	0	0	0	-16
at Missouri	DNP-Coach's Decision											
Alabama	DNP-Coach's Decision											
at Mississippi State	DNP-Coach's Decision											
Texas A&M	DNP-Coach's Decision											
at Georgia	DNP-Coach's Decision											
South Carolina	DND-injury											
Vanderbilt	DNP-Coach's Decision											
at Ole Miss	DNP-Coach's Decision											
Missouri												
at Florida												
SEC Tournament												

### Coleman's Career Stats

YEAR	GP-GS	MIN/AVG	FG-FGA	PCT.	3FG-FGA	PCT.	FT-FTA	PCT.	REB-AVG	PF-FO	AST	TO	BLK	STL	PTS-AVG.
<b>AT NORTHWESTERN STATE</b>															
20-21	29-0	498/17.2	82-174	.471	0-1	.000	32-46	.696	188-6.5	46-0	8	28	33	12	196-6.8
21-22	30-30	860/28.7	203-372	.546	0-1	.000	57-98	.582	304-10.1	63-1	20	57	40	30	463-15.4
<b>AT LSU</b>															
22-23	21-0	169/8.1	19-35	.543	0-0	.000	11-18	.611	45-2.1	27-0	2	7	8	4	49-2.3
<b>Totals</b>	<b>80-30</b>	<b>1527/19.1</b>	<b>304-581</b>	<b>.523</b>	<b>0-2</b>	<b>.000</b>	<b>100-162</b>	<b>.617</b>	<b>537-6.7</b>	<b>136-1</b>	<b>30</b>	<b>92</b>	<b>81</b>	<b>46</b>	<b>708-8.9</b>



# JUSTICE WILLIAMS

Guard · 6-4 · 175 · Sophomore · 1L · Philadelphia, Pennsylvania (Montverde Academy)

11

## Top Performances

Points	
Season:	9, at Alabama, 1/14/23
Career:	9, at Alabama, 1/14/23

Rebounds	
Season:	6, vs. Auburn, 1/18/23
Career:	6, vs. Auburn, 1/18/23

Field Goals Made	
Season:	3, twice
Career:	3, twice

3 PT FG Made	
Season:	1, four times
Career:	1, six times

Free Throws Made	
Season:	6, at Alabama, 1/14/23
Career:	6, at Alabama, 1/14/23

Assists	
Season:	5, at Alabama, 1/14/23
Career:	5, at Alabama, 1/14/23

Blocks	
Season:	
Career:	1, twice

Steals:	
Season:	2, vs. NCCU, 12/13/22
Career:	2, four times

Minutes Played	
Season:	35, vs. Tennessee, 1/21/23

## Top Career Scoring Games

- 9, at Alabama, 1/14/23
- 7, at Arkansas, 1/24/23
- 7, vs. Auburn, 1/18/23
- 7, vs. Kansas City, 11/9/22
- 7, at Auburn, 12/29/21
- 5, vs. Tennessee, 1/21/23
- 5, vs. Wake Forest, 12/10/22
- 5, vs. UNO, 11/17/22
- 5, vs. Ole Miss, 2/1/22
- 4, six times

## Complete bio

### Sophomore Season (2022-23)

Equaled career points total with 7 vs. Kansas City (11/9) ... Returned after ankle injury to play 17 minutes and score five points with two assists against Wake Forest (12/10) ... Career best nine points in 20 minutes, 6-6 at the free throw line (1/14) ... First start of season at Auburn, played 31 minutes 7 points (1/18).

### J. Williams' Game-by-Game Statistics

2022-23	MIN	FG	3FG	FT	REB	PF/D	A	TO	BLK	STL	PTS	+/-
OPPONENT												
Kansas City	12	3-4	0-0	1-3	4	1	2	2	0	0	7	-1
Arkansas State	9	0-0	0-0	0-0	0	1	0	0	0	1	0	1
UNO	8	2-4	0-1	1-2	0	0	1	1	0	0	5	6
vs. Illinois State	DND -- injury											
vs. Akron	DND -- injury											
vs. Kansas State	DND -- injury											
Wofford	DND -- injury											
UT Arlington	DND -- injury											
vs. Wake Forest	17	2-6	0-3	1-2	1	2	2	1	0	1	5	+10
NC Central	17	1-4	0-3	0-2	1	0	1	0	0	2	2	+10
Wlnthrop	10	2-3	0-1	0-1	0	0	1	1	0	0	4	+1
East Tennessee State	15	1-3	0-2	0-0	1	0	0	1	0	1	2	+5
Arkansas	12	2-4	0-0	0-0	0	1	0	2	0	1	4	+9
at Kentucky	11	1-4	0-1	0-0	2	1	1	0	0	0	2	-4
at Texas A&M	11	1-3	1-3	0-0	0	1	1	0	0	0	3	-3
Florida	13	0-1	0-1	0-0	1	1	1	1	0	0	0	-6
at Alabama	20	1-4	1-1	6-6	1	1	5	1	0	0	9	-20
Auburn	31	3-7	1-1	0-0	6	3	1	1	0	0	7	-14
Tennessee	35	1-3	1-1	2-2	2	0	4	2	0	1	5	-14
at Arkansas	32	3-9	0-1	1-2	2	3	2	1	0	0	7	-7
Texas Tech	31	1-8	0-4	0-0	5	1	4	2	0	1	2	0
at Missouri	2	0-0	0-0	0-0	0	0	0	0	0	0	0	-8
Alabama	28	2-8	0-2	0-0	2	1	4	2	0	0	4	+2
at Mississippi State	1	0-0	0-0	0-0	0	0	0	2	0	0	0	-7
Texas A&M	4	0-0	0-0	0-0	0	0	0	1	0	0	0	+1
at Georgia	DNP-Coach's Decision											
South Carolina	20	1-4	0-0	2-2	1	1	1	0	1	0	4	+1
Vanderbilt	DNP-Coach's Decision											
at Ole Miss	DNP-Coach's Decision											
Missouri												
at Florida												
SEC Tournament												

### J. Williams' Career Stats

YEAR	GP-GS	MIN/AVG	FG-FGA	PCT.	3FG-FGA	PCT.	FT-FTA	PCT.	REB.-AVG	PF-FO	AST	TO	BLK	STL	PTS-AVG.
21-22	20-1	212/10.6	11-40	.275	2-11	.182	10-12	.833	16-0.8	11-0	13	9	2	11	34-1.7
22-23	21-7	341/16.2	27-79	.342	4-25	.160	14-22	.636	29-1.4	19-0	31	21	1	8	72-3.4
TOTALS	41-8	553/13.5	38-119	.319	6-36	.167	24-34	.706	45-1.1	30-0	44	30	3	19	106-2.6



# KJ WILLIAMS

Forward • 6-10 • 250 • 5th Year Senior • TR • Cleveland, Mississippi (Murray State)

# 12

## Top Performances

<b>Points</b>	
Season:	35, twice
Career:	39, at Tennessee St., 2/10/22

<b>Rebounds</b>	
Season:	14, vs. Kansas City, 11/9/22
Career:	16, four times

<b>Field Goals Made</b>	
Season:	14, vs. Wake Forest, 12/10/22
Career:	15, at Tennessee St., 2/10/22

<b>3 PT FG Made</b>	
Season:	7, vs. Wake Forest, 12/10/22
Career:	7, vs. Wake Forest, 12/10/22

<b>Free Throws Made</b>	
Season:	7, at Ole Miss, 2/25/23
Career:	9, vs. UT Martin, 1/22/22

<b>Assists</b>	
Season:	3, twice
Career:	4, vs. SE Mo. St., 1/4/20

<b>Blocks</b>	
Season:	3, vs. Kansas City, 11/9/22
Career:	3, seven times

<b>Steals</b>	
Season:	3, three times
Career:	4, six times

<b>Minutes Played</b>	
Season	38, vs. Kansas City, 11/9/22

## Top Career Scoring Games

1.	39 -- at Tennessee State, 2/10/22
2.	35 -- vs. Vanderbilt, 2/22/23
	35 -- vs. Wake Forest, 12/10/22
4.	33 -- vs. Illinois State, 11/21/22
	33 -- vs. UT Martin, 1/22/22
6.	32 -- vs. Cumberland, 11/9/21
7.	30 -- vs. Belmont, 2/24/22
8.	29 -- at Ole Miss, 2/25/23
	29 -- vs. Southeast Missouri State, 3/4/22
	29 -- vs. Long Beach, 11/23/21

## Complete bio

### 5th Year Senior Season (2022-23)

Posted his 28th career double double in his opening game at LSU with 13 points and 14 rebounds against Kansas City (11/9) ... Named all-tournament at the Cayman Islands Classic, averaged 23.0 points per game, making 27-of-45 field goals, averaging 7.7 rebounds ... Scored 33 points in the first game against Illinois State (11/21) ... All-tournament selection for Cayman Islands Classic (games vs. Illinois State, Akron, K-State) ... Williams posted the second highest scoring game of his career with 35 points against Wake Forest (12/10), hitting a season best 14 field goals, including 7 treys and also recurring his 30th career double double ... Following it up iwth an 18-12 game against NCCU (12/13) ... Williams has a game high 23 points with four treys against Kentucky (1/3) ... Record his 1,000th career rebound late in the first half against A&M (1/7) ... Will enter Tennessee game 11 points shy of 2000 career points after 16 against Auburn (1/18) ... His 2,000th career point came on a three-epointer with 17:40 to play against Tennessee (1/21) ... sixth double double of the season at Missouri with 15 points and 11 rebounds ... Made 6-of-10 field goals with one trey ... Helped LSU to victory over Vanderbilt with a 35-point game, five treys, 10 rebounds (seventh double of season) (2/22)

### KJ Williams' Game-by-Game Statistics

2022-23	OPPONENT	MIN	FG	3FG	FT	REB	PF/D	A	TO	BLK	STL	PTS	+/-
	Kansas City	38	5-13	0-2	3-4	14	3-0	0	4	3	1	13	+13
	Arkansas State	24	6-12	3-5	0-0	4	2	1	1	1	1	15	+8
	UNO	19	3-5	1-2	0-0	4	2	0	3	0	3	7	+24
	vs. Illinois State	30	13-19	1-4	6-6	8	4	3	1	1	2	33	+25
	vs. Akron	31	6-13	2-4	5-6	5	3	0	0	1	3	19	+16
	vs. Kansas State	36	8-13	0-1	1-2	10	3	1	2	1	1	17	-1
	Wofford	35	6-12	1-4	2-2	5	2	1	2	0	1	15	+5
	UT Arlington	34	6-14	2-3	0-0	9	1	1	1	0	2	14	+1
	vs. Wake Forest	36	14-21	7-9	0-2	10	3	1	2	1	1	35	+8
	NC Central	31	7-13	1-3	3-3	12	2	2	2	2	1	18	+8
	Winthrop	24	8-14	2-4	0-0	6	3	0	2	1	1	18	+11
	East Tennessee State	36	11-18	3-5	3-4	12	2	3	1	0	3	28	0
	Arkansas	33	3-7	2-5	0-0	5	3	0	2	1	2	8	+1
	at Kentucky	36	8-13	4-6	3-3	3	3	2	1	1	0	23	-1
	at Texas A&M	37	2-6	0-2	6-6	8	2	2	0	1	2	10	-8
	Florida	34	8-20	1-9	6-8	7	2	0	1	0	0	23	-15
	at Alabama	18	4-12	2-3	0-0	1	4	0	2	0	0	10	-26
	Auburn	35	7-15	2-5	0-1	8	0	0	3	2	2	16	-12
	Tennessee	29	7-16	2-6	0-1	4	2	0	1	0	0	16	-21
	at Arkansas	38	2-10	0-1	5-7	11	1	1	2	2	2	9	-20
	Texas Tech	34	5-18	2-5	2-3	9	4	1	0	2	1	14	-1
	at Missouri	33	6-10	1-3	2-2	11	3	1	0	2	0	15	-18
	Alabama	34	2-9	0-2	4-6	8	1	0	3	3	2	8	-2
	at Mississippi State	29	4-7	2-4	1-2	5	4	1	0	0	0	11	-4
	Texas A&M	32	2-5	1-3	0-0	3	2	0	1	0	1	5	-14
	at Georgia	37	7-13	0-1	4-5	9	4	1	1	0	1	18	+5
	South Carolina	31	5-13	1-4	3-6	6	2	0	1	1	0	14	-12
	Vanderbilt	36	13-25	5-10	4-6	10	0	0	1	0	1	35	+7
	at Ole Miss	36	10-18	2-5	7-8	5	4	0	1	0	1	29	-7
	Missouri												
	at Florida												
	SEC Tournament												

### KJ Williams' Career Stats

YEAR	GP-GS	MIN/AVG	FG-FGA	PCT.	3FG-FGA	PCT.	FT-FTA	PCT.	REB.-AVG	PF-FO	AST	TO	BLK	STL	PTS-AVG.
AT MURRAY STATE															
18-19	32-22	582/18.2	111-159	.698	1-5	.200	20-38	.526	151-4.7	60-0	15	21	19	18	243-7.6
19-20	32-8	745/23.3	156-287	.544	18-50	.360	75-112	.670	232-7.3	73-0	33	50	21	34	405-12.7
20-21	26-26	743/28.6	164-289	.567	26-63	.413	52-78	.667	220-8.5	67-2	25	54	15	27	406-15.6
21-22	34-34	989/29.1	245-455	.538	37-113	.327	86-123	.699	285-8.4	72-0	24	50	21	48	613-18.0
AT LSU															
22-23	29-29	938/32.4	188-384	.490	50-120	.417	70-93	.753	212-7.3	71-0	22	41	26	35	496-17.1
TOTALS	153-119	3998/26.1	864-1574	.549	132-351	.376	303-444	.682	1100-7.2	343-2	119	216	102	162	2163-14.1



# JALEN REED

Forward • 6-10 • 230 • Freshman • HS • Jackson, Mississippi (Southern California Academy)

# 13

## Top Performances

**Points**  
Season: 9, three times  
Career:

**Rebounds**  
Season: 7, at Alabama, 1/14/23  
Career:

**Field Goals Made**  
Season: 3, seven times  
Career:

**3 PT FG Made**  
Season: 1, three times  
Career:

**Free Throws Made**  
Season: 5, vs. Ark. State, 11/12/22  
Career:

**Assists**  
Season: 2, twice  
Career:

**Blocks**  
Season: 2, vs. Vanderbilt, 2/22/23  
Career:

**Steals:**  
Season: 2, vs. Illinois State, 11/21/22  
Career:

**Minutes Played**  
Season: 23, twice

## Top Career Scoring Games

- 9, vs. South Carolina, 2/18/23
- 9, at Georgia, 2/14/23
- 9, vs. Tennessee, 1/21/23
- 8, vs. Vanderbilt, 2/23/23
- 8, vs. UNO, 11/17/22
- 6, at Ole Miss, 2/25/23
- 6, vs. Kansas State, 11/23/22
- 5, at Alabama, 1/14/23
- 5, vs. Arkansas State, 11/12/22
- 4, vs. ETSU, 12/21/22
- 4, vs. Illinois State, 11/21/22

## Complete bio

## Reed's Freshman Season (2022-23)

Started his first collegiate game at LSU, playing 23 minutes with three points ... Best scoring game of the season, hitting all three field goal attempts in an eight-point effort against UNO (11/17) ... Best rebound total of 7 at Alabama (1/14) ... Season high of nine points against Tennessee (1/21), hitting 3-of-5 field goals ... Equaled his season high in points (2/14) at Georgia with nine and for second time in three games had three field goals.

## Reed's Game-by-Game Statistics

2022-23	OPPONENT	MIN	FG	3FG	FT	REB	PF/D	A	TO	BLK	STL	PTS	+/-
	Kansas City	23	1-4	0-1	1-1	3	3	1	1	1	0	3	+5
	Arkansas State	22	0-3	0-0	5-6	3	2	0	2	1	1	5	+15
	UNO	21	3-3	0-0	2-4	6	4	0	1	0	1	8	+10
	vs. Illinois State	19	1-1	0-0	2-8	4	3	1	3	0	2	4	+11
	vs. Akron	19	1-3	1-1	0-0	4	0	1	0	0	0	3	+6
	vs. Kansas State	23	2-3	0-1	2-2	0	3	2	3	1	0	6	+3
	Wofford	20	1-4	0-0	0-0	5	0	2	2	0	1	2	-11
	UT Arlington	14	1-3	1-1	0-0	5	1	0	1	1	0	3	-4
	vs. Wake Forest	9	0-0	0-0	1-4	0	1	0	0	0	0	1	-8
	NC Central	12	0-1	0-0	0-0	2	2	0	0	0	0	0	-3
	Wlnthrop	12	1-1	0-0	0-0	3	0	0	2	0	1	2	-10
	East Tennessee State	13	2-2	0-0	0-0	1	2	0	1	1	1	4	+1
	Arkansas	11	0-5	0-0	0-0	2	3	0	0	0	0	0	-5
	at Kentucky	14	1-3	0-0	0-0	2	3	1	0	0	0	2	-6
	at Texas A&M	10	0-2	0-0	0-0	2	1	0	1	1	0	0	-7
	Florida	3	0-0	0-0	0-0	0	3	0	0	0	0	0	-5
	at Alabama	17	2-4	0-1	1-4	7	2	0	2	0	0	5	-16
	Auburn	9	0-1	0-0	0-2	5	1	0	0	1	1	0	-1
	Tennessee	22	3-5	0-1	3-7	5	1	0	3	0	0	9	-19
	at Arkansas	28	1-5	0-0	0-0	3	3	1	3	1	0	2	-16
	Texas Tech	15	0-0	0-0	3-4	3	1	0	1	1	0	3	+3
	at Missouri	3	0-0	0-0	0-2	2	2	0	0	0	0	0	-5
	Alabama	5	0-0	0-0	0-0	0	2	0	0	0	0	0	-6
	at Mississippi State	12	3-4	0-0	0-1	3	0	1	1	0	0	6	0
	Texas A&M	12	1-2	0-0	1-2	5	3	0	4	1	0	3	-6
	at Georgia	16	3-6	1-1	2-2	6	5-1	0	3	0	0	9	+8
	South Carolina	13	3-5	0-0	3-6	1	4	0	0	0	0	9	-2
	Vanderbilt	15	3-4	0-0	2-3	2	5-1	0	1	2	0	8	+2
	at Ole Miss	21	3-6	0-2	0-0	4	1	0	3	0	0	6	-15
	Missouri												
	at Florida												
	SEC Tournament												

## Reed's Career Stats

YEAR	GP-GS	MIN/AVG	FG-FGA	PCT.	3FG-FGA	PCT.	FT-FTA	PCT.	REB.-AVG	PF-FO	AST	TO	BLK	STL	PTS-AVG.
22-23	29-9	435/15.0	36-80	.450	3-9	.333	28-58	.483	88-3.0	61-2	10	38	12	8	103-3.6
Totals	28-9	435/15.0	36-80	.450	3-9	.333	28-58	.483	88-3.0	61-2	10	38	12	8	103-3.6





# TYRELL WARD

Forward • 6-6 • 185 • Freshman • HS • Washington, D. C. (DeMatha Catholic HS)

# 15

### Top Performances

**Points**  
Season: 15, vs. Texas A&M, 2/11/23  
Career:

**Rebounds**  
Season: 3, vs. Texas A&M, 2/11/23  
Career:

**Field Goals Made**  
Season: 5, vs. Texas A&M, 2/11/23  
Career:

**3 PT FG Made**  
Season: 2, five times  
Career:

**Free Throws Made**  
Season: 3, vs. Texas A&M, 2/4/23  
Career:

**Assists**  
Season: 1, four times  
Career:

**Blocks**  
Season: 1, vs. Texas A&M, 2/11/23  
Career:

**Steals**  
Season: 4, at Miss. State, 2/8/23  
Career:

**Minutes Played**  
Season: 30, vs. Texas A&M, 2/11/23

### Top Career Scoring Games

- 15 vs. Texas A&M, 2/11/23
- 9 at Ole Miss, 2/25/23
- 8 vs. Vanderbilt, 2/22/23
- 6 at Missouri, 2/1/23
- 6 vs. Florida, 1/10/23
- 5 at Miss. State, 2/8/23
- 3 vs. South Carolina, 2/18/23
- 3 vs. UNO, 11/17/22
- 2 vs. Alabama, 2/4/23
- 2 at Alabama, 1/14/23
- 2 vs. Kansas State, 11/23/22

### [Complete bio](#)

### Ward's Freshman Season (2022-23)

After not playing for three games (Coach's Decision), Ward comes off the bench to play 17 minutes against Florida and hits 2-of-3 three-pointers and scores season high 6 points against Florida (1/10) ... Equalled his season high of six points by hitting two three pointers at Missouri (2/1) ... First college start against Alabama (2/4), playing 20 minutes with two points ... Scored collegiate high of 15 against Texas A&M (2/11) with 5-of-9 field goals, 2 treys, 3 free throws ... Second highest scoring game of the season with eight points on 3-of-3 shooting, including two treys vs. Vandy (2/22) ... Second highest scoring game of the season with nine at Ole Miss (with two 3pt FGs for second straight game) (2/25)

### Ward's Game-by-Game Statistics

2022-23	MIN	FG	3FG	FT	REB	PF/D	A	TO	BLK	STL	PTS	+/-
<b>OPPONENT</b>												
Kansas City	DNP-Coach's Decision											
Arkansas State	4	0-1	0-1	0-0	0	0	0	0	0	0	0	-3
UNO	10	1-3	1-2	0-0	0	2	0	0	0	0	3	+1
vs. Illinois State	3	0-0	0-0	0-0	1	1	0	0	0	1	0	+3
vs. Akron	6	0-1	0-1	0-0	1	0	0	0	0	1	0	+3
vs. Kansas State	4	1-2	0-1	0-0	2	1	0	0	0	1	2	+2
Wofford	DNP-Coach's Decision											
UT Arlington	4	0-1	0-0	0-0	1	0	0	0	0	0	0	-5
vs. Wake Forest	DNP-Coach's Decision											
NC Central	DNP-Coach's Decision											
Wlnthrop	DNP-Coach's Decision											
East Tennessee State	3	0-0	0-0	0-0	0	0	0	1	0	0	0	-3
Arkansas	DNP-Coach's Decision											
at Kentucky	DNP-Coach's Decision											
at Texas A&M	DNP-Coach's Decision											
Florida	17	2-4	2-3	0-0	1	0	0	0	0	0	6	+2
at Alabama	14	1-6	0-2	0-0	2	0	1	0	0	2	2	-11
Auburn	3	0-1	0-1	0-0	0	1	0	0	0	0	0	-6
Tennessee	DNP-Coach's Decision											
at Arkansas	2	0-0	0-0	0-0	0	0	0	1	0	0	0	-8
Texas Tech	DNP-Coach's Decision											
at Missouri	8	2-5	2-3	0-0	0	4	0	1	0	0	6	-8
Alabama	20	0-3	0-2	2-4	1	1	1	0	0	1	2	-2
at Mississippi State	24	2-7	1-3	0-0	2	3	1	2	0	4	5	-12
Texas A&M	30	5-9	2-5	3-4	3	4	0	2	1	1	15	-5
at Georgia	22	2-6	1-3	2-2	3	3	0	2	0	1	7	-1
South Carolina	15	1-3	1-2	0-0	2	2	1	1	0	0	3	-15
Vanderbilt	18	3-3	2-2	0-0	2	3	1	0	0	1	8	-1
at Ole Miss	24	3-5	2-4	1-1	1	1	0	0	0	1	9	-8
Missouri												
at Florida												
SEC Tournament												

### Ward's Career Stats

YEAR	GP-GS	MIN/AVG	FG-FGA	PCT.	3FG-FGA	PCT.	FT-FTA	PCT.	REB-AVG	PF-FO	AST	TO	BLK	STL	PTS-AVG.
22-23	19-7	235/12.3	23-60	.383	14-35	.400	8-11	.727	22-1.2	26-0	5	10	1	14	68-3.6
<b>TOTALS</b>	<b>19-7</b>	<b>235/12.3</b>	<b>23-60</b>	<b>.383</b>	<b>14-35</b>	<b>.400</b>	<b>8-11</b>	<b>.727</b>	<b>22-1.2</b>	<b>26-0</b>	<b>5</b>	<b>10</b>	<b>1</b>	<b>14</b>	<b>68-3.6</b>



# DEREK FOUNTAIN

Forward • 6-10 • 225 • Junior • TR • Holly Springs, Mississippi (Miss. State)

# 20

## Top Performances

<b>Points</b>	
Season:	26, vs. Alabama, 2/4/23
Career:	26, vs. Alabama, 2/4/23

<b>Rebounds</b>	
Season:	14, vs. NCCU, 12/13/22
Career:	14, vs. NCCU, 12/13/22

<b>Field Goals Made</b>	
Season:	6, three times
Career:	8, vs. LSU, 2/10/21

<b>3 PT FG Made</b>	
Season:	2, twice
Career:	4, vs. LSU, 2/10/21

<b>Free Throws Made</b>	
Season:	12, vs. Alabama, 2/4/23
Career:	12, vs. Alabama, 2/4/23

<b>Assists</b>	
Season:	2, seven times
Career:	3, three times

<b>Blocks</b>	
Season:	4, vs. Alabama, 2/4/23
Career:	4, vs. Alabama, 2/4/23

<b>Steals</b>	
Season:	7, vs. UNO, 11/17/22
Career:	7, vs. UNO, 11/17/22

<b>Minutes Played</b>	
Season:	35, vs. Alabama, 2/4/23

## Top Career Scoring Games

- 26 -- vs. Alabama, 2/4/23
- 20 -- vs. LSU, 2/10/21
- 17 -- vs. NCCU, 12/13/22
- 15 -- vs. UNO, 11/17/22
- 15 -- vs. Louisiana Tech, 3/27/21
- 14 -- vs. Arkansas, 12/28/22
- 13 -- vs. South Carolina, 2/18/23
- 11 -- at Missouri, 2/1/23
- 11 -- vs. ETSU, 12/21/22
- 11 -- vs. Wake Forest, 12/10/22

## Complete bio

### Junior Season (2022-23)

Fountain has a strong 17 minutes off the bench, hitting four field goals and 6-of-6 at the line vs. UNO (11/17) to score 15 points with 7 steals ... Started his first LSU game against Wake FOrrest (12/10), played 30 minutes and scored 11 points ... At his first college double double with 17 points and 14 rebounds against NCCU (12/13) ... Second double double in the win over Arkansas (12/28) with 14 points, 10 rebounds ... Sixth double figure scoring game against Texas Tech with 10 (1/28) ... Back-to-back double figure games at Mizzou (2/1) and his third double of the year with 11 points and 11 rebounds ... Posted his college career high vs. Alabama (2/4), with 26 points on 6-of-9 shooting, two treys and 12-of-15 at the free throw line ... Also had two assists and four blocks ... Fourth consecutive double figure scoring game (longest streak of the season) for Fountain with 10 points on his return to Miss. State (2/8) ... 10th double figure game against South Carolina (13 pts) 6-of-10 from field (2/18)

### Fountain's Game-by-Game Statistics

2022-23	OPPONENT	MIN	FG	3FG	FT	REB	PF/D	A	TO	BLK	STL	PTS	+/-
	Kansas City	11	1-1	0-0	2-2	3	3	0	1	0	1	4	+5
	Arkansas State	19	0-1	0-0	0-0	5	1	0	2	0	0	0	0
	UNO	17	4-5	1-1	6-6	8	1	2	1	0	7	15	+20
	vs. Illinois State	20	2-2	0-0	0-0	3	2	1	2	0	0	4	+6
	vs. Akron	21	2-3	0-0	1-1	3	4	1	1	2	1	5	+9
	vs. Kansas State	13	1-2	0-0	1-2	1	3	0	1	0	0	3	-4
	Wofford	13	0-0	0-0	2-2	1	5-1	0	0	0	2	2	+13
	UT Arlington	19	3-5	1-1	1-2	6	4	0	2	0	0	8	+15
	vs. Wake Forest	30	4-5	0-0	3-6	5	1	0	2	0	4	11	+13
	NC Central	30	6-9	0-0	5-9	14	2	1	0	2	1	17	+11
	Winthrop	31	4-7	0-1	0-0	7	4	2	0	1	2	8	+15
	East Tennessee State	27	4-5	0-0	3-3	8	3	2	3	0	1	11	+3
	Arkansas	29	5-9	0-1	4-5	10	2	1	2	1	2	14	+8
	at Kentucky	25	3-4	0-0	0-0	8	2	2	1	0	1	6	+6
	at Texas A&M	21	1-3	0-0	0-0	3	5-1	1	1	0	1	2	-8
	Florida	30	3-4	0-0	2-2	6	5-1	2	3	0	1	8	+8
	at Alabama	21	0-9	0-4	9-10	2	1	0	3	0	1	9	-22
	Auburn	26	1-6	0-1	0-0	5	2	0	2	1	1	2	-17
	Tennessee	20	2-3	0-0	2-2	3	3	0	3	0	0	6	-8
	at Arkansas	24	1-3	0-0	3-4	6	4	1	2	0	2	5	-8
	Texas Tech	22	3-5	0-1	4-4	6	3	0	0	1	0	10	-2
	at Missouri	31	5-12	0-1	1-3	11	3	0	0	0	1	11	-4
	Alabama	35	6-9	2-3	12-15	7	2	2	0	4	0	26	-4
	at Mississippi State	28	3-3	1-1	3-3	4	0	2	3	0	2	10	-11
	Texas A&M	28	2-5	0-1	0-0	3	4	2	0	0	0	4	-8
	at Georgia	15	3-5	2-4	0-0	2	3	1	3	0	2	8	-4
	South Carolina	27	6-10	0-1	1-1	4	3	0	0	1	1	13	-6
	Vanderbilt	20	1-5	0-0	0-0	6	4	2	0	1	0	2	+1
	at Ole Miss	19	2-3	0-0	0-0	4	2	0	2	0	0	4	+2
	Missouri												
	at Florida												
	SEC Tournament												

### Fountain's Career Stats

YEAR	GP-GS	MIN/AVG	FG-FGA	PCT.	3FG-FGA	PCT.	FT-FTA	PCT.	REB.-AVG	PF-FO	AST	TO	BLK	STL	PTS-AVG
<b>AT MISS. STATE</b>															
20-21	19-10	375/19.7	40-83	.482	15-39	.385	7-11	.636	57-3.0	30-0	17	23	9	10	102-5.4
21-22	25-3	210/8.4	15-44	.341	2-12	.167	14-18	.778	44-1.8	17-0	11	8	6	11	46-1.8
<b>AT LSU</b>															
22-23	29-21	675/23.3	78-143	.545	7-21	.333	65-82	.793	154-5.3	81-3	25	40	14	34	228-7.9
<b>TOTALS</b>	<b>73-34</b>	<b>1259/17.3</b>	<b>133-270</b>	<b>.493</b>	<b>24-72</b>	<b>.333</b>	<b>86-111</b>	<b>.775</b>	<b>255-3.5</b>	<b>128-3</b>	<b>53</b>	<b>71</b>	<b>29</b>	<b>55</b>	<b>376-5.2</b>



# PARKER EDWARDS

Guard • 6-2 • 220 • Senior • 3L • Covington, Louisiana (Southeastern)

# 30

## Top Performances

**Points**  
Season:  
Career: 25, vs. LSU, 11/6/18 (SE)

**Rebounds**  
Season:  
Career: 3, vs. William Carey, 11/9/18 (SE)

**Field Goals Made**  
Season:  
Career: 7, vs. LSU, 11/6/18 (SE)

**3 PT FG Made**  
Season:  
Career: 6, vs. LSU, 11/6/18 (SE)

**Free Throws Made**  
Season:  
Career: 5, vs. LSU, 11/6/18 (SE)

**Assists**  
Season:  
Career: 2, vs. William Carey, 11/9/18 (SE)

**Blocks**  
Season:  
Career: 2, vs. William Carey, 11/9/18 (SE)

**Steals**  
Season:  
Career: 3, vs. William Carey, 11/9/18 (SE)

**Minutes Played**  
Season: 1, vs. UNO, 11/17/22

## Top Career Scoring Games

- 1. 25, vs. LSU, 11/6/18
- 2. 16, at Central Arkansas, 2/9/19
- 3. 14, vs. McNeese, 2/16/19
- 4. 11, at TTU, 11/13/18
- 4. 11, vs. William Carey, 11/9/18
- 6. 6, vs. McNeese, 11/18/21
- 6, vs. Nicholls, 2/9/19
- 8. 3, five times

## Complete bio

### Senior Season (2022-23)


Scored his first LSU points against ULM, 11/9 ... Hit his first LSU three against McNeese (11/18)

### Edwards' Game-by-Game Statistics

2022-23	MIN	FG	3FG	FT	REB	PF/D	A	TO	BLK	STL	PTS	+/-
OPPONENT												
Kansas City	DNP-Coach's Decision											
Arkansas State	DNP-Coach's Decision											
UNO	1	0-1	0-1	0-0	0	0	0	0	0	0	0	0
vs. Illinois State	DNP-Coach's Decision											
vs. Akron	DNP-Coach's Decision											
vs. Kansas State	DNP-Coach's Decision											
Wofford	DNP-Coach's Decision											
UT Arlington	DNP-Coach's Decision											
vs. Wake Forest	DNP-Coach's Decision											
NC Central	DNP-Coach's Decision											
Wlnthrop	DNP-Coach's Decision											
East Tennessee State	DNP-Coach's Decision											
Arkansas	DNP-Coach's Decision											
at Kentucky	DNP-Coach's Decision											
at Texas A&M	DNP-Coach's Decision											
Florida	DNP-Coach's Decision											
at Alabama	DNP-Coach's Decision											
Auburn	DNP-Coach's Decision											
Tennessee	DNP-Coach's Decision											
at Arkansas	DNP-Coach's Decision											
Texas Tech	DNP-Coach's Decision											
at Missouri	DNP-Coach's Decision											
Alabama	DNP-Coach's Decision											
at Mississippi State	DNP-Coach's Decision											
Texas A&M	DNP-Coach's Decision											
at Georgia	DNP-Coach's Decision											
South Carolina	DNP-Coach's Decision											
Vanderbilt	DNP-Coach's Decision											
at Ole Miss	DNP-Coachs' Decision											
Missouri												
at Florida												
SEC Tournament												

## Parker Edwards' Career Stats

YEAR	GP-GS	MIN/AVG	FG-FGA	PCT.	3FG-FGA	PCT.	FT-FTA	PCT.	REB-AVG	PF-FO	AST	TO	BLK	STL	PTS-AVG.
AT SOUTHEASTERN															
18-19	27-0	165-6.1	30-74	.405	24-64	.375	15-20	.750	11-0.4	17-0	7	6	2	6	99-3.7
AT LSU															
20-21	5-0	15-2.9	0-3	.000	0-2	.000	0-0	.000	4-0.8	1-0	0	0	0	0	0-0.0
21-22	7-0	34/4.8	3-12	.250	2-7	.286	3-3	1.000	1-0.1	2-0	1	1	0	1	11-1.6
22-23	1-0	1/1.1	0-1	.000	0-1	.000	0-0	.000	0-0.0	0-0	0	0	0	0	0-0.0
TOTALS	40-0	214/5.3	33-90	.367	26-74	.351	18-23	.783	16-0.4	20-0	8	7	2	7	110-2.8



# SHAWN PHILLIPS

Forward • 7-0 • 245 • Freshman • HS • Dayton, Ohio (Dream City Christian School)

# 34

### Top Performances

**Points**  
Season: 4, twice  
Career:

**Rebounds**  
Season: 5, at Miss. State, 2/8/23  
Career:

**Field Goals Made**  
Season: 2, vs. Alabama, 2/4/23  
Career:

**3 PT FG Made**  
Season:  
Career:

**Free Throws Made**  
Season: 4, vs. UNO, 11/17/22  
Career:

**Assists**  
Season: 1, twice  
Career:

**Blocks**  
Season: 2, at Miss. State, 2/8/23  
Career:

**Steals**  
Season: 2, vs. Texas A&M, 2/12/23  
Career:

**Minutes Played**  
Season: 13, at Alabama, 1/14/23

### Top Career Scoring Games

- 1. 4 vs. Alabama, 2/4/23
- 4 vs. UNO, 11/17/22
- 2. 2 vs. Texas A&M, 2/11/23
- 2 at Alabama, 1/14/23

### [Complete bio](#)

### Freshman Season (2022-23)

### Phillips' Game-by-Game Statistics

2022-23	OPPONENT	MIN	FG	3FG	FT	REB	PF/D	A	TO	BLK	STL	PTS	+/-
	Kansas City	2	0-1	0-0	0-0	0	2	0	0	0	0	0	-5
	Arkansas State	2	0-0	0-0	0-0	1	0	0	1	0	0	0	-2
	UNO	4	0-0	0-0	4-4	1	4	1	1	0	0	4	-3
	vs. Illinois State	1	0-0	0-0	0-0	0	0	0	0	0	0	0	-4
	vs. Akron	DNP-Coach's Decision											
	vs. Kansas State	DNP-Coach's Decision											
	Wofford	DNP-Coach's Decision											
	UT Arlington	DNP-Coach's Decision											
	vs. Wake Forest	DNP-Coach's Decision											
	NC Central	DNP-Coach's Decision											
	Wlnthrop	DNP-Coach's Decision											
	East Tennessee State	DNP-Coach's Decision											
	Arkansas	4	0-1	0-0	0-0	1	0	0	0	0	0	0	+2
	at Kentucky	3	0-0	0-0	0-0	0	1	0	0	0	0	0	-2
	at Texas A&M	1	0-0	0-0	0-0	0	0	0	0	0	0	0	-2
	Florida	DNP-Coach's Decision											
	at Alabama	13	1-2	0-0	0-0	4	1	0	1	0	1	2	-13
	Auburn	3	0-0	0-0	0-0	0	0	0	0	0	0	0	-3
	Tennessee	4	0-0	0-0	0-0	0	0	0	0	0	0	0	-1
	at Arkansas	DND-injury											
	Texas Tech	DNP-Coach's Decision											
	at Missouri	10	0-0	0-0	0-0	2	0	1	0	0	1	0	+6
	Alabama	5	2-2	0-0	0-0	1	1	0	0	0	1	4	-8
	at Mississippi State	11	0-1	0-0	0-0	5	3	0	0	2	1	0	-7
	Texas A&M	8	1-2	0-0	0-1	2	2	0	0	1	0	2	+2
	at Georgia	11	0-0	0-0	0-0	7	2	0	2	0	0	0	-13
	South Carolina	9	0-1	0-0	0-2	3	1	1	0	1	0	0	+3
	Vanderbilt	10	0-0	0-0	0-0	2	4	1	0	0	0	0	+1
	at Ole Miss	4	0-0	0-0	0-0	0	0	0	0	0	0	0	-6
	Missouri												
	at Florida												
	SEC Tournament												

### Phillips' Career Stats

YEAR	GP-GS	MIN/AVG	FG-FGA	PCT.	3FG-FGA	PCT.	FT-FTA	PCT.	REB.-AVG	PF-FO	AST	TO	BLK	STL	PTS-AVG.
22-23	18-0	106/5.9	4-10	.400	0-0	.000	4-7	.571	29-1.6	21-0	4	5	4	4	12-0.7
TOTALS	18-0	106/5.9	4-10	.400	0-0	.000	4-7	.571	29-1.6	21-0	4	5	4	4	12-0.7



# ADAM MILLER

Guard • 6-3 • 190 • Sophomore • RS • Peoria, Illinois (Illinois)

# 44

## Top Performances

Points	
Season:	26, twice
Career:	28, vs. NC A&T, 11/25/20

Rebounds	
Season:	5, twice
Career:	7, twice

Field Goals Made	
Season:	9, three times
Career:	10, vs. NC A&T, 11/25/20

3 PT FG Made	
Season:	6, vs. Wofford, 11/27/22
Career:	6, twice

Free Throws Made	
Season:	9, vs. Vanderbilt, 2/22/23
Career:	9, vs. Vanderbilt, 2/22/23

Assists	
Season:	5, at Ole Miss, 2/25/23
Career:	5, at Ole Miss, 2/25/23

Blocks	
Season:	1, four times
Career:	1, five times

Steals	
Season:	2, five times
Career:	2, 10 times

Minutes Played	
Season:	39, twice

## Top Career Scoring Games

- 28, vs. NC A&T, 11/25/20
- 26, vs. Wofford, 11/26/22
- 26, vs. Ark. State, 11/12/22
- 23, vs. Akron, 11/22/22
- 20, vs. Texas Tech, 1/28/23
- 18, vs. Vanderbilt, 2/22/23
- 18, vs. Texas A&M, 2/11/23
- 18, vs. Kansas City, 11/9/22
- 18, vs. Nebraska, 2/25/21
- 16, at A&M, 1/7/23

## Complete bio

### Sophomore Season (2022-23)

In his first action since March 2021, Miller played 34 minutes and hit four treys in an 18-point performance ... Miller was just two below his career scoring average with 26 against Arkansas State (11/22) ... 26 for the second time this season, this time against Wofford (11/27) ... Tied career high with six treys, including one late that put LSU ahead for good ... Five treys in the game at Kentucky (1/3), most since Nov. 27, ninth double figure scoring game of the season ... Second straight game for the Tigers with five three-point field goals (at A&M, 1/7) ... Fourth 20th point game of season vs. Texas Tech (1/28) ... 18 points with 9-of-10 free throws, a season high 5 rebounds and three assists in win over Vandy (2/22) ... 15 in the loss at Ole Miss with five assists (2/25).

### Miller's Game-by-Game Statistics

2022-23	OPPONENT	MIN	FG	3FG	FT	REB	PF/D	A	TO	BLK	STL	PTS	+/-
	Kansas City	34	6-14	4-9	2-2	3	0	2	1	0	2	18	+11
	Arkansas State	39	9-15	4-9	4-4	3	1	1	0	0	0	26	+7
	UNO	23	2-8	1-7	2-2	2	1	1	1	0	1	7	+17
	vs. Illinois State	32	2-9	1-5	8-8	0	1	3	1	0	0	13	+15
	vs. Akron	39	9-15	5-9	0-0	2	4	2	6	0	0	23	+16
	vs. Kansas State	30	4-12	2-8	1-2	2	3	1	1	0	0	11	-6
	Wofford	38	9-13	6-9	2-4	4	1	0	3	1	2	26	+4
	UT Arlington	37	3-8	2-7	3-4	1	1	0	3	1	1	11	+4
	vs. Wake Forest	37	1-10	1-6	0-0	1	1	1	2	0	0	3	-1
	NC Central	28	0-10	0-8	1-2	1	3	2	3	0	0	1	+10
	Wlnthrop	32	5-15	2-10	2-2	3	1	3	2	1	0	14	+6
	East Tennessee State	32	3-10	0-5	3-3	2	0	1	2	0	1	9	+7
	Arkansas	29	2-9	1-3	2-2	4	1	2	1	0	0	7	-6
	at Kentucky	33	5-15	5-13	0-0	1	0	2	0	0	0	15	0
	at Texas A&M	34	5-10	5-8	1-2	1	1	1	1	0	1	16	-11
	Florida	34	2-12	1-8	3-4	3	3	0	3	0	1	8	-13
	at Alabama	31	2-5	2-2	3-5	4	3	1	1	0	0	9	-26
	Auburn	36	2-11	1-8	0-0	3	3	3	4	0	1	5	-17
	Tennessee	29	1-5	0-3	1-1	2	3	0	6	0	0	3	-18
	at Arkansas	34	3-12	1-6	2-3	0	2	1	1	0	1	9	-14
	Texas Tech	34	6-12	5-10	3-4	3	4	1	2	0	2	20	-4
	at Missouri	34	3-12	3-11	2-2	1	1	1	4	0	4	11	-9
	Alabama	29	1-9	1-5	2-2	4	3	2	0	0	3	5	-5
	at Mississippi State	38	4-11	1-6	1-1	2	2	3	3	1	1	10	-11
	Texas A&M	36	6-15	4-10	2-4	2	4	2	0	1	0	18	-10
	at Georgia	31	2-10	2-8	0-0	2	2	2	1	0	0	6	-1
	South Carolina	28	1-6	1-6	0-0	3	1	1	1	1	1	3	-1
	Vanderbilt	33	4-10	1-4	9-10	5	3	3	3	0	2	18	-1
	at Ole Miss	37	4-11	3-9	4-4	5	1	5	3	0	1	15	-15
	Missouri												
	at Florida												
	SEC Tournament												

### Adam Miller's Career Stats

YEAR	GP-GS	MIN/AVG	FG-FGA	PCT.	3FG-FGA	PCT.	FT-FTA	PCT.	REB-AVG	PF-FO	AST	TO	BLK	STL	PTS-AVG
AT ILLINOIS															
20-21	31-31	792/25.5	90-230	.391	52-153	.450	26-38	.684	86-2.8	71-1	25	33	1	18	258-8.3
AT LSU															
22-23	29-29	962/33.2	106-314	.338	65-212	.307	63-77	.818	69-2.4	54-0	47	59	6	25	340-11.7
TOTALS	60-60	1753/29.2	196-544	.360	117-365	.321	89-115	.774	155-2.6	125-1	72	92	7	43	598-10.0



# 2022-23 Starting Lineups

GAMES TOTAL (GAME #)	GUARD	GUARD	GUARD/ FORWARD	FORWARD	FORWARD/ CENTER	W-L	PCT.
Game 1, 2, 3, 4, 5, 6, 7, 8	Hill	Miller	Reed	Wilkinson	KJ Williams	7-1	.875
Game 9	Hill	Miller	Fountain	Wilkinson	KJ Williams	1-0	1.000
Game 10, 11, 12, 13, 14	Hill	Miller	Hayes	Fountain	KJ Williams	4-1	.800
Game 15	Hannibal	Miller	Hayes	Fountain	KJ Williams	0-1	.000
Game 16, 17	Hannibal	Miller	Hill	Fountain	KJ Williams	0-2	.000
Game 18, 19, 21, 22	J. Williams	Miller	Hayes	Fountain	KJ Williams	0-4	.000
Game 20	J. Williams	Miller	Reed	Fountain	KJ Williams	0-1	.000
Game 23, 24	J. Williams	Miller	Ward	Fountain	KJ Williams	0-2	.000
Game 25	Hill	Miller	Ward	Fountain	KJ Williams	0-1	.000
Game 26, 27, 28, 29	Hays	Miller	Ward	Fountain	KJ Williams	1-3	.250

# Tigers Record When ...

CATEGORY	22-23	21-22
Lead After First Half	10-3	16-4
Lead After 30 Minutes	11-1	15-2
Lead After 35 Minutes	10-0	18-3
Outshoot Opponent	11-1	21-1
Ourrebound Opponent	8-5	13-4
More Assists	11-2	15-5
More FT Attempts	10-8	11-1
More 3FG Made	7-6	9-4
More Turnovers	2-9	5-3
More Points In Paint	9-4	19-5
More 2nd Chance Points	5-9	12-5
More Fast Break Points	8-4	19-7
More Points Off Turnovers	9-3	20-5
More Bench Points	8-7	18-8
Shoot Under 40 Percent	1-8	3-8
Shoot 40-49 Percent	7-8	12-4
Shoot 50-59 Percent	3-0	7-0
Shoot over 60 Percent		
Grab 40+ Rebounds	4-2	11-1
Grab 50+ Rebounds		2-0
Post 15+ Assists	7-1	10-3
Grabs 10+ Steals	2-1	16-4
Score Below 70 Points	5-13	7-1
Score 70-79 Points	5-3	7-3
Score 80-89 Points	2-0	6-0
Score 90-99 Points	1-0	1-0
Score 100 or More Points		1-0

CATEGORY	22-23	2021-22
Trail After First Half	3-13	6-8
Trail After 30 Minutes	2-13	5-10
Trail After 35 Minutes	2-16	2-9
Outshot by Opponent	2-15	1-11
Outrebounded by Opp.	5-8	6-7
More Assists by Opponent	1-13	5-4
More FT Attempts By Opp.	2-8	10-8
More 3FG by Opponent	4-9	10-7
More Turnovers by Opp.	10-6	15-8
More Pts In Paint by Opp.	3-12	2-6
More 2nd Chance Pts Opp.	7-7	10-6
More Fast Break Points Opp.	5-11	3-5
More Pts Off TOs by Opp.	3-13	3-5
More Bench Points by Opp.	4-9	5-3
Opp. Shoots Under 40 Pct.	5-1	16-2
Opp. Shoots 40-49 Pct.	6-11	6-9
Opp. Shoots 50-59 Pct.	2-4	0-1
Shoot over 60 percent		
Opps. Grabs 40+ Rebounds	1-1	3-5
Opp. Grabs 50+ Rebounds	0-1	
Opp. Posts 15+ Assists	0-8	1-3
Opp. Grabs 10+ Steals	0-1	2-3
Opp. Score Below 70 Points	9-7	21-3
Opp. Score 70-79 Points	3-5	1-9
Opp. Score 80-89 Points	1-3	
Opp. Score 90-99 Points		
Opp. Score 100 or More Pts.	0-1	

CATEGORY	22-23	21-22
Tied After First Half		
Tied After 30 Minutes	0-2	2-0
Tied After 35 Minutes	1-0	2-0
FG Percentage Tied		
Rebounds Tied	0-3	3-1
Assists tied	1-1	2-2
LSU 10+ 3FG Made	3-4	3-1
3 FG Made Tied	1-1	3-1
Opp. 10+ 3FG Made	2-4	2-3
2 Player With 10+ Rebounds	1-0	1-0
4 Players With 10+ Points	1-1	9-1
Gms Decided by 3 or Less	3-3	1-3
Games Decided by 4-5 Pts	2-0	3-3
Games Decided by 6-10 Pts	4-4	4-3
Games Decided by 11-19 Pts	3-6	7-3
Games Decided by 20+ Pts	1-3	7-0
In WHITE Uniforms	10-6	16-3
In PURPLE Uniforms	2-8	5-9
In GOLD Uniforms	1-2	1-0
Games in November	6-1	7-0
Games in December	6-0	5-1
Games in Janaury	0-8	4-4
Games in February	1-7	4-4
Games in March		2-3
Games on Mon/Tues/Wed.	7-8	11-5
Games on Sat/Sun	4-8	7-5
Games on Thurs/Friday	2-0	4-2

## 2022-23 Tigers by the Numbers

PLAYER	10+ PTS	20+ PTS	30+PTS	10+REB	5+AST	3+BLK	3+ STL			HIGH POINTS	HIGH REBS	HIGH ASSTS	HIGH STEALS	HIGH BLOCKS
0-Trae Hannibal	5			1	5		2			2	2	8	6	1
1-Cam Hayes	8	2			2		1			3	2	8	4	1
2-Corneilous Williams														
3-Justice Hill	7				7		3					12	5	
4-Kendal Coleman											1			5
5-Mwani Wilkinson											1	1	1	3
10-Brandon Egemo														
11-Justin Williams					5							4	1	1
12-KJ Williams	18	4	3	7		2	2			16	17		7	12
13-Jalen Reed											4	1	1	7
15-Tyrell Ward	1						1						2	1
20-Derek Fountain	8	1		3		1	2			2	6		7	5
21-Austin Montgomery														
25-Adam Benahayoune														
30-Parker Edwards														
34-Shawn Phillips											1			4
44-Adam Miller	12	4			1		2			7	1	3	4	5

## Tiger Leaders

## 2022-23 Breakdown

PLAYER DOUBLE DOUBLES	PT/AST	PT/REB	15/10 GAMES	20/10 GAMES		DUNKS	
0-Trae Hannibal						3	
1-Cam Hayes						1	
2-Corneilous Williams							
3-Justice Hill						3	
4-Kendal Coleman						4	
5-Mwani Wilkinson							
10-Brandon Egemo							
11-Justice Williams							
12-KJ Williams		7 (34)	3	3		11	
13-Jalen Reed						5	
15-Tyrell Ward						1	
20-Derek Fountain		3 (3)	1			4	
21-Austin Montgomery							
25-Adam Benhayoune							
30-Parker Edwards							
34-Shawn Phillips						2	
44-Adam Miller						1	

## Season Team Leaders

CATEGORY	PLAYER	TOTAL
Points	KJ Williams	496
Rebounds	KJ Williams	212
Off. Rebounds	KJ Williams	77
Assists	Justice Hill	77
Steals	KJ Williams	35
Blocks	KJ Williams	26
3PT FG Made	Adam Miller	65
2PT FG Made	KJ Williams	138
Free Throws Made	Derek Fountain	65
Free Throw Attempts	Trae Hannibal	88
Minutes Played	Adam Miller	962
Games Started	Miller, KJ Williams	29
Scoring Dble Figures	KJ Williams	25

Miscellaneous Scoring

(LSU/Opponent)					
OPPONENT	Paint	OFF T/O	2ND CH	FAST BR.	BENCH
Kansas City	18/17	28/26	6/9	21/7	18/16
Arkansas State	18/30	23/16	5/12	2/7	4/6
UNO	32/26	22/7	14/13	15/4	51/19
Illinois State	40/32	16/12	12/4	6/17	22/16
Akron	22/10	13/14	8/9	4/2	12/9
Kansas State	28/28	13/16	9/1	3/10	10/19
Wofford	34/30	16/15	6/14	17/12	24/16
UT Arlington	20/34	11/7	10/20	7/4	29/17
Wake Forest	32/44	21/11	14/7	17/8	19/21
NCCU	38/26	9/14	18/5	9/14	10/17
Winthrop	42/40	21/11	3/14	9/11	15/1
ETSU	38/32	12/12	10/10	6/4	13/21
Arkansas	40/36	13/4	6/11	8/7	25/0
UK	26/34	4/7	6/12	2/8	16/4
Texas A&M	10/42	10/17	5/18	6/3	9/1
Florida	24/28	5/23	19/10	1/16	10/26
Alabama	30/18	2/19	8/32	8/15	33/50
Auburn	20/32	2/15	9/7	3/5	17/22
Tennessee	32/30	7/33	12/20	1/10	23/25
Arkansas	22/28	4/18	9/5	7/15	8/6
Texas Tech	24/26	17/18	20/14	11/13	13/11
Missouri	32/36	14/17	18/7	12/14	30/21
Alabama	22/24	7/3	6/4	5/7	24/31
Miss State	26/34	10/20	3/6	9/6	17/15
Texas A&M	22/18	13/16	13/6	2/2	14/18
Georgia	24/32	17/15	8/2	9/2	19/24
South Carolina	36/20	8/7	23/16	10/9	15/6
Vanderbilt	28/28	12/14	14/12	9/6	17/17
Ole Miss	24/42	4/16	10/9	3/16	12/27

Notable

**OPPONENT**  
**Kansas City** -- McMahon era gets off to winning start. Tigers struggle at times but lead for 39 minutes; KJ Williams 13-14 doubles; Hill 7 assists. 16 asts-24 FGM.  
**Arkansas St.** -- Tigers hold A-State scoreless for seven minutes after Red Wolves closed game to two. Miller, KJ and Hill only players to make field goals.  
**UNO** -- Tigers shut down UNO in the first half and then shoot 66.7 percent in the second half (16-of-24) for easy win. Derek Fountain off bench leads LSU with 15.  
**Illinois St.** -- KJ Williams scored 33 points as LSU scores 45 first half points, while holding ISU to 18, shooting 59.3%. State has just 6 2-pt field goals in game.  
**Akron** -- Tigers rally from 8 down in first half to take lead early in second half, holding Akron to 5 2H FGs to advance to finals of Cayman Islands Classic.  
**K-State** - Tigers score at buzzer to force OT, but officials rule clock didn't start on time; reviewed final 4.7 seconds, disallowing potential tying shot by Hannibal.  
**Wofford** -- LSU rallies from five points down with 4:26 to play. Allows no 3pt FGs in that time after allowing 11 in game. Tigers shoot 52.8% FG. Miller 26 pts.  
**UTA** -- For the second straight game, LSU had to rally in the final minutes, this time down 4 with 6:49 to play. 10-0 run helps seal the game for LSU, 34 paint pts.  
**Wake Forest** -- Tigers down 20, 39-19, late 1st half, rallies for win on a Juice Hill layup with 2.1 seconds to play. KJ Williams 35 pts-10 rebs, 30th career double.  
**NCCU** -- Derek Fountain (17-14) & KJ Williams (18-12) double doubles; combining for 29 first half pts ... Fountain's 1st college double; Cam Hayes 1st LSU start.  
**Winthrop** -- Tigers rally from 1 down at half, making 21-of-31 FGs in 2nd half; 54.7% for game; Hayes 25 pts; Hannibal 6 assts; no TO; 21-11 adv Pts Off TO.  
**ETSU** -- Tigers go to 8-0 at home, holding off an ETSU rally in 2nd half; KJ Williams with 5th double of season (28-12); Tigers lead for 39:20; 16 asts; 27 FGs.  
**Arkansas** -- LSU takes down No. 9 Razorbacks, taking the lead for good in the final 2:30 ... Hannibal 19 pts, Fountain double double; 13-4 advantage pts/TOS.  
**UK** -- LSU showed toughness rallying back every time it appeared UK might sprint clear. Down 1 twice in last 2:30. KJ Williams 23 pts. 49.1 % FGs, 11 3FG.  
**Texas A&M** -- LSU could never get going after falling behind shooting 28.6% in 1st half; A&M, 42-10 paint pts adv; KJ Williams gets 1,000th career rebound.  
**Florida** -- 15 TOs, poor shooting, while Florida shot 55% in second half, including 9-12 from inside arc, allowed Gators to make big game swing to lead. KJ 23 pts.  
**Alabama** -- Alabama makes 14-of-33 3 PT FGs in the first half as LSU struggles from field (29.5%) ... Out rebounded 52-38 ... KJ Williams, Cam Hayes 10 pts.

Stat Leaders

OPPONENT	POINTS	REBS	ASSTS	STLS	BLOCKS
Kansas City	Miller 18	KJ 14	Hill 7	Hill 4	KJ 3
Arkansas St.	Miller 26	Wilkinson 6	Hill 3	Hannibal 3	3 with 1
UNO	Fountain 15	Fountain 8	Hill 5	Fountain 7	Coleman 2
Illinois State	KJ Williams 33	KJ 8	Hill 5	3 with 2	3 with 1
Akron	Miller 23	2 with 5	3 with 3	KJ 3	Fountain 2
K-State	KJ Williams 17	KJ 10	Hannibal 4	Hannibal 4	3 with 1
Wofford	Miller 26	2 with 5	5 with 2	2 with 2	2 with 1
UT Arlington	KJ Williams 14	KJ Williams 9	Hill 5	KJ 2	3 with 1
Wake Forest	KJ Williams 35	KJ Williams 10	2 with 6	Fountain 4	KJ 1
NCCU	KJ Williams 18	Fountain 14	2 with 4	3 with 2	2 with 2
Winthrop	Hayes 25	2 with 7	Hannibal 6	2 with 2	Coleman 2
ETSU	KJ Williams 28	KJ Williams 12	Hill 5	KJ 3	Reed 1
Arkansas	Hannibal 19	Fountain 10	Hayes 3	2 with 2	3 with 1
UK	KJ Williams 23	Fountain 8	Hannibal 4	3 with 1	KJ 1
Texas A&M	Miller 16	KJ Williams 8	Hannibal 4	Hill 5	3 with 1
Florida	KJ Williams 23	Hannibal 12	Hill 6	Hannibal 2	none
Alabama	2 with 10	Reed 7	J Williams 5	Ward 2	none
Auburn	2 with 16	KJ Williams 8	Miller 3	KJ 2	KJ 2
Tennessee	KJ Williams 16	Reed 5	2 with 4	2 with 1	none
Arkansas	2 with 9	KJ Williams 11	J Williams 2	2 with 2	KJ 2
Texas Tech	KJ Williams 20	KJ Williams 9	J Williams 4	J. Williams 2	KJ 2
Missouri	KJ Williams 15	2 with 11	Hannibal 5	KJ 2	4 with 1
Alabama	Fountain 2	2 with 8	J Williams 4	Miller 3	Fountain 4
Miss. State	KJ Williams 11	2 with 5	Miller 3	Ward 4	Phillips 2
Texas A&M	Miller 18	Reed 5	Hayes 3	Hill 2	4 with 1
Georgia	KJ Williams 18	KJ Williams 9	Hayes 3	2 with 2	none
South Carolina	Hayes 25	Hayes 8	Hayes 4	Hayes 3	5 with 1
Vanderbilt	KJ Williams 35	KJ Williams 10	Hill 4	Miller 2	Reed 2
Ole Miss	KJ Williams 29	2 with 5	2 with 5	Hill 2	none

Notable

**OPPONENT**  
**Auburn** -- LSU shoots less than 30 percent for second straight game; closes game 1st 5 minutes of 2nd half to 2 but can't sustain; KJ, Hannibal each get 16.  
**Tennessee** -- Tigers outshoot Tennessee from field (47.7% & 59.1% 2nd half), but gives up 33 pts. off TOs (33-7). KJ Williams scores 2,000th career point.  
**Arkansas** -- LSU makes just 3 FGs in first half, scoring just 14 points as Arkansas builds big lead. KJ 11 rebounds. First gm no Tigers scores in double figures.  
**Texas Tech** -- Tigers rally from eight down at half to get a 56-51 lead, but a good offensive day goes quiet, making just 1-12 last 7:33 from field. KJ 20 pts.  
**Missouri** -- Tigers get offense going but can't withstand 11 first-half threes from Missouri ... Six LSU players in double figures; KJ and Fountain both double.  
**Alabama** -- LSU rallies from 8 down at half to within two three times in second half. Derek Fountain career high 26 points; 40-35 reb. adv.; 13-4 off. rebs.  
**Miss. State** -- Tigers have two 10-0 runs in first half, two of their best in SEC play, to give LSU 6-pt lead. State comes back with 18-1 run to take control.  
**Texas A&M** -- LSU unable to get going in first half; behind 27 at half; cut game to 8 four times in 2nd half; Tyrell Ward has first double figure game with 15 pts.  
**UGA** -- Tigers have their best chance to win in 2023, scoring with 11 seconds left before UGA counters on other end for the winning bucket with 4.4 to play.  
**South Carolina** -- Gamecocks make first 5 three-pointers to get advantage they would not lose. Cam Hayes 2nd time with 25 pts; also 8 rebs, 4 asts, 3 stls.  
**Vanderbilt** -- Tigers break 14-game losing streak with best total effort of season, leading 29 minutes . KJ Williams 35 pts-10 rebounds-5 treys; Miller 18 pts.  
**Ole Miss** -- LSU holds advantage for nine minutes before Rebels come storming back to take 9-pt halftime lead, then shoot 62 percent in 2nd half; KJ 29 pts.

# The Last Time LSU ...

## ALL GAMES

### Scoring

Less Than 50 points	40 -- at Arkansas (40-60), 1/24/23
80 or more points	84 -- vs. Vanderbilt (84-77), 2/22/23
90 or more points	91 -- vs. UNO (91-62), 11/17/22
100 or more points	101 -- vs. ULM (101-39), 11/9/21

### Opponents Scoring

Less than 50 points	49 -- by NW St. (49-89), 12/14/21
80 or more points	82 -- by Ole Miss (82-69), 2/25/23
90 or more points	91 -- by UGA (91-78), 2/23/21
100 or more points	116 -- by Alabama (106-66), 1/14/23

### Field Goal Percentage

Shot less than 30 %	25.9 -- at Arkansas (14-54), 1/24/23
Shot 50 % or more	54.7 -- vs. Winthrop (35-64), 12/17/22
Shot 60 % or more	61.3 -- at Miss. State (38-62), 2/10/21
Shot 70 % or more	70.3 -- vs. Centenary (45-64), 1/15/03

### Opponents Field Goal Percentage

Shot less than 30 %	25.9 -- by Akron (14-54), 11/22/22
Shot 50 % or more	55.2 -- by Ole Miss (32-58), 2/25/23
Shot 60 % or more	60.0 -- by Georgia (27-45), 2/6/14

### Three-Point FG Percentage

Shot less than 10 %	9.5 -- vs. Miss. St. (2-21), 1/11/20
Shot 40 % or more	42.9 -- vs. Vandy (9-21), 2/22/23
Shot 50 % or more	50.0 -- at Texas A&M (8-16), 2/8/22
Shot 60 % or more	66.7 -- vs. Alabama (10-15), 1/8/19

### Opponents Three-Point FG Percentage

Shot less than 10 %	6.3 -- by UAB (1-16), 12/21/13
Shot 40 % or more	42.9 -- by Ole Miss (9-21), 2/25/23
Shot 50 % or more	50.0 -- by Texas A&M (8-16), 2/11/23
Shot 60 % or more	61.6 -- by Texas Tech (11-81), 1/28/23
Shot 70% or more	71.4 - by Grambling (5-7), 12/01/18

### Free Throw Percentage

Shot less than 50 %	40.0 -- vs. WF (6-15), 12/10/22
Shot 80 % or more	93.3 -- at Ole Miss (14-15), 2/25/23
Shot 90 % or more	93.3 -- at Ole Miss (14-15), 2/25/23
Shot 100 percent	100.0 -- vs. Texas A&M (13-13), 2/4/17

### Rebounds

Had less than 20 rebs	19 -- vs. Ole Miss, 1/22/11
Had 40 or more rebs	40 -- vs. Vanderbilt, 2/22/23
Had 50 or more rebs	50 -- vs. McNeese, 11/18/21
Had 60 or more rebs	64 -- vs. N'western St, 11/16/13

### Opponent Rebounds

Less than 20 rebs	18 -- by UNCG, 11/9/18
Had 40 or more rebs	52 -- by Alabama, 1/14/23
Had 50 or more rebs	52 -- by Alabama, 1/14/23

### Assists

Less than 5 assists	4 -- vs. Texas A&M, 3/12/16
15 assists or more	15 -- vs. Vanderbilt, 2/22/23
20 assists or more	20 -- vs. Lipscomb, 12/22/21
25 assists or more	26 -- vs. UNF, 12/22/17
30 or more assists	33 -- vs. Georgia State, 12/28/94

### Opponent Assists

Less than 5 assists	3 -- by Kentucky, 2/23/22
15 assists or more	17 -- by Ole Miss, 2/25/23
20 assists or more	20 -- by S. Carolina, 2/18/23
25 assists or more	26 -- by Missouri, 2/1/23
30 assists or more	33 -- by Kentucky, 1/16/96

### Blocks

0 blocks	0 -- at UGA, 2/14/23
5 or more blocks	5 -- vs. S. Carolina, 2/18/23
10 or more blocks	10 -- vs. Grambling, 12/1/18
15 or more blocks	16 -- vs. Alcorn State, 11/20/08

### Opponent Blocks

0 blocks	0 -- by Alabama, 3/5/22
5 or more blocks	11 -- by Vanderbilt, 2/22/23
10 or more blocks	11 -- by Vanderbilt, 2/22/23

### Steals

0 steals	0 -- vs. Georgia Tech, 3/17/90
10 or more steals	11 -- at A&M, 1/7/23
15 or more steals	17 -- vs. UNO, 11/17/22

### Opponent Steals

0 steals	0 -- by Washington State, 12/27/08
10 or more steals	10 -- by Florida, 1/10/23
15 or more steals	15 -- by Iowa State, 3/18/22

# The Last Time An LSU Player...

## ALL GAMES

Scored 20 or more points.....	29 KJ Williams, at Ole Miss, 2/25/23
Scored 25 or more points.....	29 KJ Williams, at Ole Miss, 2/25/23
Scored 30 or more points.....	35 KJ Williams, vs. Vanderbilt, 2/22/23
Scored 35 or more points.....	35 KJ Williams, vs. Vanderbilt, 2/22/23
Scored 40 or more points.....	43 Ben Simmons, vs. North Florida, 12/2/15
Scored 45 or more points.....	53 Shaquille O'Neal, vs. Arkansas State, 12/18/90
Scored 50 or more points.....	53 Shaquille O'Neal, vs. Arkansas State, 12/18/90
Scored 55 or more points.....	55 Chris Jackson, vs. Ole Miss, 3/4/89
Scored 60 or more.....	64 Pete Maravich, vs. Kentucky, 2/21/70
Scored double figures in 5 straight games.....	6 KJ Williams, 1/3/23 to 1/21/23
Scored double figures in 10 straight games.....	14 Darius Days, 1/29/22 to 3/18/22
Scored double figures in 15 straight game .....	19 Cameron Thomas, 1/13/21 to 3/22/21
Scored double figures in 20 straight games.....	28 Ben Simmons, 11/30/15 to 3/5/16
Scored double figures in 25 straight games.....	28 Ben Simmons, 11/30/15 to 3/5/16
Scored double figures in 30 straight games.....	48 Glen Davis, 3/5/05 to 12/17/06
Scored double figures in 35 straight games.....	48 Glen Davis, 3/5/05 to 12/17/06
Scored double figures in 40 straight games.....	48 Glen Davis, 3/5/05 to 12/17/06
Scored double figures in 45 or more straight game.....	48 Glen Davis, 3/5/05 to 12/17/06
Scored 20 points or more in 2 straight games .....	2 KJ Williams, 35 vs. Vandy (2/22/23); 29 at Ole Miss (2/25/23)
Scored 20 points or more in 3 straight games .....	3 Tari Eason, 23 vs. Miss. State (2/12/22); 21 vs. UGA (2/16/22); 21 at South Carolina (2/19/22)
Scored 20 points or more in 4 straight games .....	4 Tari Eason, 25 at Texas A&M (2/8/22); 23 vs. Miss. State (2/12/22); 21 vs. UGA (2/16/22); 21 at South Carolina (2/19/22)
Scored 20 points or more in 5 straight games .....	5 Cam Thomas, 27 vs. Auburn (2/20/21); 21 at UGA (2/23/21); 25 at Arkansas (2/27/21); 23 vs. Vanderbilt (3/2/21); 29 at Missouri (3/6/21)
Scored 20 points or more in 6 straight games .....	10 Cam Thomas, 26 at Texas A&M (1/26/21); 25 vs. Texas Tech (1/30/21); 22 at Alabama (2/3/21); 25 at Miss. State (2/10/21); 25 vs. Tennessee (2/13/21); 27 vs. Auburn (2/20/21); 21 at UGA (2/23/21); 25 at Arkansas (2/27/21); 23 vs. Vanderbilt (3/2/21); 29 at Missouri, (3/6/21)
Scored 30 points or more in consecutive games .....	2 Marcus Thornton, 31 vs. Miss. State (1/21/09); 30 vs. Xavier (1/24/09)
Made 10-14 field goals in a game.....	10 KJ Williams, at Ole Miss, 2/25/23
Made 15 or more field goals in a game .....	15 Ben Simmons, vs. N. Florida, 12/2/15
Attempted 15-19 field goals in a game .....	18 KJ Williams, at Ole Miss, 2/25/23
Attempted 20-24 field goals in a game.....	20 KJ Williams, vs. Vanderbilt, 2/22/23
Attempted 25-29 field goals in a game.....	25 KJ Williams, vs. Vanderbilt, 2/22/23
Attempted 30 or more field goals in a game.....	34 Ronnie Henderson, vs. Oklahoma State, 12-20-94
Made 5 three pointers in a game.....	5 KJ Williams, vs Vanderbilt, 2/22/23
Made 6-9 three pointers in a game.....	7 KJ Williams, vs. Wake Forest, 12/10/22
Made 10 or more three pointers in a game.....	10 Mahmoud Abdul-Rauf, vs. Tennessee, 2-10-90
Attempted 8-10 three pointers in a game .....	10 KJ Williams, vs. Vanderbilt, 2/22/23
Attempted 11 or more three pointers in a game.....	11 Adam Miller, at Missouri, 2/1/23
Had 15 or more rebounds.....	18 Darius Days, vs. LA Tech, 12/18/21
Had 20 or more rebounds.....	20 Ben Simmons vs. Marquette, 11/23/15
Had 10 or more rebounds in 2 straight games.....	2 KJ Williams, 10 vs. Wake Forest, 12/10/22; 12 vs. NCCU, 12/13/22
10 or more rebounds in 3 straight games.....	3 Darius Day 12 at TCU, 1/29/22; 13 vs. Ole Miss, 2/1/22; 11 at Vanderbilt, 2/5/22



# The Last Time An LSU Player...

## ALL GAMES

Had 10 or more rebounds in 4 straight games.....	4	Ben Simmons, 12 at Arkansas, 2/23/16; 11 vs. Florida, 2/27/16 ; 14 vs. Missouri, 3/1/16; 11 at Kentucky, 3/5/16
Had 10 or more rebounds in 5 straight games.....	7	Ben Simmons, 16, vs. South Alabama, 11/19/15; 20 vs. Marquette, 11/23/15; 14 vs. NC State, 11/24/15; 18 at Charleston, 11/30/15; 14 vs. North Florida, 12/2/15, 14 at Houston, 12/13/15; vs. Gardner-Webb, 12/16/15
Had 10 or more rebounds in 6 straight games.....	7	Ben Simmons, 16, vs. South Alabama, 11/19/15; 20 vs. Marquette, 11/23/15; 14 vs. NC State, 11/24/15; 18 at Charleston, 11/30/15; 14 vs. North Florida, 12/2/15, 14 at Houston, 12/13/15; vs. Gardner-Webb, 12/16/15
Had 10 or more rebounds in 7 straight games.....	7	Ben Simmons, 16, vs. South Alabama, 11/19/15; 20 vs. Marquette, 11/23/15; 14 vs. NC State, 11/24/15; 18 at Charleston, 11/30/15; 14 vs. North Florida, 12/2/15, 14 at Houston, 12/13/15; vs. Gardner-Webb, 12/16/15
Had 10 or more rebounds in 8 or more games .....	8	Glen Davis, 11 at Alabama, 2/4/06; 16 vs. Arkansas, 2/8/06; 15 at Florida, 2/11/06; 13 vs. Miss. State, 2/15/06; 11 at Auburn, 2/18/06; 11 at Vandy, 2/22/06; 15 vs. Kentucky, 2/25/06; 10 at S. Carolina, 2/28/06
Had 9 offensive rebounds in a game.....	9	Darius Days vs. Arkansas, 1/8/20
Had 10-13 defensive rebounds in a game.....	11	Darius Days vs. LA Tech, 12/18/21
Had 14 or more defensive rebounds in a game.....	15	Ben Simmons, vs. Arkansas, 1/16/16
Had 8 or more assists.....	9	Brandon Murray, vs. Missouri, 3/10/22
Had 10 or more assists.....	10	Xavier Pinson, vs. Georgia, 2/16/22
Had 15 or more assists.....	18	Randy Livingston, vs. George Mason, 12-3-94
Had 5 or more blocks in a game.....	5	Kavell Bigby-Williams, at Ole Miss, 1/15/19
Had 8 or more blocks in a game.....	9	Kavell Bigby-Williams, vs. Grambling, 12/1/18
Had 10 or more blocks in a game .....	11	Stromile Swift, vs. Alabama, 2-10-99
Had 5 or more steals in a game .....	5	Justice Hill, at Texas A&M, 1/7/23
Had 8 or more steals in a game .....	8	Tremont Waters, vs. ULM, 12/28/18
Had 10 or more steals in a game.....	10	Shawn Griggs, vs. Tennessee, 2-23-91
Had a double-double .....		KJ Williams, 35 pts-10 rebs, vs. Vanderbilt, 2/22/23
Had a double-double in 2 or more straight games.....	2	KJ Williams, 35 pts-10 rebs, vs. Wake Forest, 12/10/22; 18 pts-12 rebs. vs. NCCU, 12/13/22
Had a double-double in 4 or more straight games.....	4	Ben Simmons at Arkansas, 23 pts.-12 reb., 2/23/16; vs. Florida, 22 pts.-11 reb. , 2/27/16; vs. Missouri, 22 pts.-14 reb., 3/1/16; at Kentucky, 17 pts.-11 reb., 3/5/16
Had a double-double in 5 or more straight games.....	7	Ben Simmons, vs. South Alabama, 23 pts-16 rebs, 11/19/15; vs. Marquette, 21 pts-20 rebs, 11/23/15; vs. NC State, 14 rebs-10 assts, 11/24/15; at Charleston, 15 pts-18 rebs, 11/30/15; vs. North Florida, 43; pts-11 rebs., 12/2/15; at Houston, 13 pts-14 rebs, 12/13/15; vs. Gardner-Webb, 11 pts-12 rebs, 12/16/15
Had a triple-double .....		Tim Quarterman, vs. Ole Miss, 18 pts-10 reb-10 asst, 2/28/15
Played 40 minutes in a game.....	41	Brandon Murray, vs. Alabama, 3/5/22
Played 41 or more in a game .....	41	Brandon Murray, vs. Alabama, 3/5/22
Played 50 or more minutes in a game.....	54	Charles Carmouche, vs. Alabama, 2/23/13
	51	Johnny O'Bryant III, vs. Alabama, 2/23/13



# 2022-23 LSU Men's Basketball Combined Team Statistics All games

Page 1/1  
as of Feb 26, 2023

## Game Records

Record	Overall	Home	Away	Neutral
ALL GAMES	13-16	10-7	0-8	3-1
CONFERENCE	2-14	2-6	0-8	0-0
NON-CONFERENCE	11-2	8-1	0-0	3-1

## Score by Periods

Team	1st	2nd	OT	TOT
LSU	912	1036	0	1948
Opponents	972	1058	0	2030

## Team Box Score

No.	Player				Total		3-Point		F-Throw		Rebounds											
		GP-GS	MIN	AVG	FG-FGA	FG%	3FG-3FGA	3FG%	FT-FTA	FT%	OFF	DEF	TOT	AVG	PF	DQ	A	TO	BLK	STL	PTS	AVG
12	WILLIAMS, KJ	29-29	938:55	32.4	188-384	.490	50-120	.417	70-93	.753	77	135	212	7.3	71	0	22	41	26	35	496	17.1
44	MILLER, Adam	29-29	961:36	33.2	106-314	.338	65-212	.307	63-77	.818	8	61	69	2.4	54	0	47	59	6	25	340	11.7
1	HAYES, Cam	27-14	605:57	22.4	74-177	.418	33-95	.347	37-46	.804	4	64	68	2.5	43	0	62	33	3	19	218	8.1
20	FOUNTAIN, Derek	29-21	674:58	23.3	78-143	.545	7-21	.333	65-82	.793	65	89	154	5.3	81	3	25	40	14	34	228	7.9
0	HANNIBAL, Trae	26-3	533:14	20.5	52-119	.437	1-5	.200	62-88	.705	31	75	106	4.1	43	0	62	48	2	19	167	6.4
3	HILL, Justice	26-17	640:04	24.6	59-202	.292	27-102	.265	19-33	.576	9	39	48	1.8	22	0	77	40	2	28	164	6.3
15	WARD, Tyrell	19-7	234:33	12.3	23-60	.383	14-35	.400	8-11	.727	6	16	22	1.2	26	0	5	10	1	14	68	3.6
13	REED, Jalen	29-9	435:03	15.0	36-80	.450	3-9	.333	28-58	.483	24	64	88	3.0	61	2	10	38	12	8	103	3.6
11	WILLIAMS, Justice	21-7	340:40	16.2	27-79	.342	4-25	.160	14-22	.636	8	21	29	1.4	19	0	31	21	1	8	72	3.4
5	WILKINSON, Mwani	12-9	156:19	13.0	11-27	.407	8-18	.444	1-2	.500	2	17	19	1.6	19	0	10	7	3	6	31	2.6
4	COLEMAN, Kendal	21-0	169:07	8.1	19-35	.543	0-0	.000	11-18	.611	16	29	45	2.1	27	0	2	7	8	4	49	2.3
34	PHILLIPS JR., Shawn	18-0	106:13	5.9	4-10	.400	0-0	.000	4-7	.571	10	19	29	1.6	21	0	4	5	4	4	12	0.7
10	EGEMO, Brandon	1-0	01:07	1.1	0-0	.000	0-0	.000	0-0	.000	0	1	1	1.0	0	0	0	0	0	0	0	0.0
25	BENHAYOUNE, Adam	1-0	01:07	1.1	0-0	.000	0-0	.000	0-0	.000	0	0	0	0.0	0	0	0	0	0	0	0	0.0
30	EDWARDS, Parker	1-0	01:07	1.1	0-1	.000	0-1	.000	0-0	.000	0	0	0	0.0	0	0	0	0	0	0	0	0.0
Team											51	57	108				14					
Total		29	5800		677-1631	.415	212-643	.330	382-537	.711	311	687	998	34.4	487	5	357	363	82	204	1948	67.2
Opponents		29	5800		728-1629	.447	233-679	.343	341-477	.715	275	709	984	33.9	468	9	386	348	102	175	2030	70.0

## Team Statistics

	LSU	OPP
<b>Scoring</b>	<b>1948</b>	<b>2030</b>
Points per game	67.2	70.0
Scoring margin	-2.8	-
<b>Field goals-att</b>	<b>677-1631</b>	<b>728-1629</b>
Field goal pct	.415	.447
<b>3 point fg-att</b>	<b>212-643</b>	<b>233-679</b>
3-point FG pct	.330	.343
3-pt FG made per game	7.3	8.0
<b>Free throws-att</b>	<b>382-537</b>	<b>341-477</b>
Free throw pct	.711	.715
F-Throws made per game	13.2	11.8
<b>Rebounds</b>	<b>998</b>	<b>984</b>
Rebounds per game	34.4	33.9
Rebounding margin	+0.5	-
<b>Assists</b>	<b>357</b>	<b>386</b>
Assists per game	12.3	13.3
<b>Turnovers</b>	<b>363</b>	<b>348</b>
Turnovers per game	12.5	12.0
Turnover margin	-0.5	-
Assist/turnover ratio	1.0	1.1
<b>Steals</b>	<b>204</b>	<b>175</b>
Steals per game	7.0	6.0
<b>Blocks</b>	<b>82</b>	<b>102</b>
Blocks per game	2.8	3.5
<b>Winning streak</b>	<b>0</b>	<b>-</b>
Home win streak	1	-
<b>Attendance</b>	<b>159270</b>	<b>94737</b>
Home games-Avg/Game	17-9369	8-11842
Neutral site-Avg/Game	-	4-3161

## Team Results

Date	Opponent		Score	Att.
11/09/2022	Kansas City	W	74-63	9338
11/12/2022	Arkansas St.	W	61-52	9011
11/17/2022	New Orleans	W	91-62	9224
11/21/2022	vs Illinois St.	W	77-61	1250
11/22/2022	vs Akron	W	73-58	1200
11/23/2022	vs Kansas St.	L	59-61	2400
11/27/2022	Wofford	W	78-75	8428
12/02/2022	UT Arlington	W	63-59	9145
12/10/2022	vs Wake Forest	W	72-70	7795
12/13/2022	N.C. Central	W	67-57	8212
12/17/2022	Winthrop	W	89-81	9067
12/21/2022	ETSU	W	72-68	9059
12/28/2022	Arkansas	W	60-57	10428
01/03/2023	at Kentucky	L	71-74	19610
01/07/2023	at Texas A&M	L	56-69	9319
01/10/2023	Florida	L	56-67	9159
01/14/2023	at Alabama	L	66-106	13474
01/18/2023	Auburn	L	49-67	9967
01/21/2023	Tennessee	L	56-77	10462
01/24/2023	at Arkansas	L	40-60	19200
01/28/2023	Texas Tech	L	68-76	9939
02/01/2023	at Missouri	L	77-87	12769
02/04/2023	Alabama	L	69-79	9652
02/08/2023	at Mississippi St.	L	53-64	7070
02/11/2023	Texas A&M	L	62-74	10328
02/14/2023	at Georgia	L	63-65	6991
02/18/2023	South Carolina	L	73-82	9024
02/22/2023	Vanderbilt	W	84-77	8827
02/25/2023	at Ole Miss	L	69-82	6304



## 2022-23 LSU Men's Basketball Combined Team Statistics In Conference games

Page 1/1  
as of Feb 26, 2023

### Game Records

Record	Overall	Home	Away	Neutral
ALL GAMES	2-14	2-6	0-8	0-0
CONFERENCE	2-14	2-6	0-8	0-0
NON-CONFERENCE	0-0	0-0	0-0	0-0

### Score by Periods

Team	1st	2nd	OT	TOT
LSU	427	577	0	1004
Opponents	575	612	0	1187

### Team Box Score

No.	Player				Total		3-Point		F-Throw		Rebounds													
		GP-GS	MIN	AVG	FG-FGA	FG%	3FG-3FGA	3FG%	FT-FTA	FT%	OFF	DEF	TOT	AVG	PF	DQ	A	TO	BLK	STL	PTS	AVG		
12	WILLIAMS, KJ	16-16	530:29	33.2	90-199	.452	25-69	.362	45-61	.738	36	68	104	6.5	37	0	8	20	13	14	250	15.6		
44	MILLER, Adam	16-16	526:51	32.9	47-163	.288	32-110	.291	32-40	.800	6	36	42	2.6	33	0	29	32	3	16	158	9.9		
0	HANNIBAL, Trae	13-3	284:29	21.9	36-78	.462	1-4	.250	33-48	.688	20	36	56	4.3	20	0	28	24	1	8	106	8.2		
20	FOUNTAIN, Derek	16-16	400:41	25.0	44-93	.473	5-17	.294	37-45	.822	38	46	84	5.3	45	2	16	25	8	15	130	8.1		
1	HAYES, Cam	15-10	373:30	24.9	37-108	.343	18-60	.300	20-24	.833	3	42	45	3.0	24	0	38	16	1	9	112	7.5		
15	WARD, Tyrell	12-7	198:28	16.5	21-52	.404	13-30	.433	8-11	.727	4	13	17	1.4	22	0	5	9	1	11	63	5.3		
3	HILL, Justice	13-5	288:32	22.2	20-84	.238	12-54	.222	5-9	.556	4	21	25	1.9	10	0	26	22	1	13	57	4.4		
13	REED, Jalen	16-1	211:03	13.2	23-52	.442	1-5	.200	12-29	.414	13	36	49	3.1	39	2	3	21	6	1	59	3.7		
11	WILLIAMS, Justice	13-6	220:35	17.0	15-47	.319	4-11	.364	11-12	.917	3	14	17	1.3	14	0	20	13	1	2	45	3.5		
4	COLEMAN, Kendal	8-0	56:07	7.0	4-10	.400	0-0	.000	6-10	.600	5	6	11	1.4	11	0	0	2	1	0	14	1.8		
5	WILKINSON, Mwani	2-0	12:37	6.3	1-1	1.000	0-0	.000	0-0	.000	0	0	0	0.0	2	0	1	1	1	1	2	1.0		
34	PHILLIPS JR., Shawn	14-0	96:37	6.9	4-9	.444	0-0	.000	0-3	.000	10	17	27	1.9	15	0	3	3	4	4	8	0.6		
Team											31	33	64					10						
Total		16	3200		342-896	.382	111-360	.308	209-292	.716	173	368	541	33.8	272	4	177	198	41	94	1004	62.8		
Opponents		16	3200		420-902	.466	146-396	.369	201-274	.734	146	415	561	35.1	244	3	237	157	70	100	1187	74.2		

### Team Statistics

	LSU	OPP
<b>Scoring</b>	<b>1004</b>	<b>1187</b>
Points per game	62.8	74.2
Scoring margin	-11.4	-
<b>Field goals-att</b>	<b>342-896</b>	<b>420-902</b>
Field goal pct	.382	.466
<b>3 point fg-att</b>	<b>111-360</b>	<b>146-396</b>
3-point FG pct	.308	.369
3-pt FG made per game	6.9	9.1
<b>Free throws-att</b>	<b>209-292</b>	<b>201-274</b>
Free throw pct	.716	.734
F-Throws made per game	13.1	12.6
<b>Rebounds</b>	<b>541</b>	<b>561</b>
Rebounds per game	33.8	35.1
Rebounding margin	-1.3	-
<b>Assists</b>	<b>177</b>	<b>237</b>
Assists per game	11.1	14.8
<b>Turnovers</b>	<b>198</b>	<b>157</b>
Turnovers per game	12.4	9.8
Turnover margin	-2.6	-
Assist/turnover ratio	0.9	1.5
<b>Steals</b>	<b>94</b>	<b>100</b>
Steals per game	5.9	6.3
<b>Blocks</b>	<b>41</b>	<b>70</b>
Blocks per game	2.6	4.4
<b>Winning streak</b>	<b>0</b>	<b>-</b>
Home win streak	1	-
<b>Attendance</b>	<b>77847</b>	<b>94737</b>
Home games-Avg/Game	8-9731	8-11842
Neutral site-Avg/Game	-	0-0

### Team Results

Date	Opponent		Score	Att.
12/28/2022	Arkansas	W	60-57	10428
01/03/2023	at Kentucky	L	71-74	19610
01/07/2023	at Texas A&M	L	56-69	9319
01/10/2023	Florida	L	56-67	9159
01/14/2023	at Alabama	L	66-106	13474
01/18/2023	Auburn	L	49-67	9967
01/21/2023	Tennessee	L	56-77	10462
01/24/2023	at Arkansas	L	40-60	19200
02/01/2023	at Missouri	L	77-87	12769
02/04/2023	Alabama	L	69-79	9652
02/08/2023	at Mississippi St.	L	53-64	7070
02/11/2023	Texas A&M	L	62-74	10328
02/14/2023	at Georgia	L	63-65	6991
02/18/2023	South Carolina	L	73-82	9024
02/22/2023	Vanderbilt	W	84-77	8827
02/25/2023	at Ole Miss	L	69-82	6304



**2022-23 LSU Men's Basketball  
Team Game-by-Game  
All games**

Page 1/1  
as of Feb 26, 2023

				Total		3-Pointers		Free throws		Rebounds										
Opponent	Date	Score		FG-FGA	PCT	3FG-3FGA	PCT	FT-FTA	PCT	OFF	DEF	TOT	AVG	PF	A	TO	BLK	STL	PTS	AVG
Kansas City	11/09/2022	74-63	W	24-57	.421	8-21	.381	18-26	.692	13	32	45	45.0	23	16	15	4	11	74	74.0
Arkansas St.	11/12/2022	61-52	W	20-51	.392	8-20	.400	13-16	.813	8	26	34	39.5	11	9	13	3	6	61	67.5
New Orleans	11/17/2022	91-62	W	30-58	.517	12-28	.429	19-26	.731	12	24	36	38.3	23	14	14	3	17	91	75.3
vs Illinois St.	11/21/2022	77-61	W	26-53	.491	3-14	.214	22-30	.733	9	26	35	37.5	19	17	18	3	8	77	75.8
vs Akron	11/22/2022	73-58	W	25-52	.481	9-19	.474	14-16	.875	8	23	31	36.2	23	14	10	3	9	73	75.2
vs Kansas St.	11/23/2022	59-61	L	23-53	.434	6-19	.316	7-14	.500	9	21	30	35.2	22	10	17	3	9	59	72.5
Wofford	11/27/2022	78-75	W	28-53	.528	8-19	.421	14-17	.824	5	21	26	33.9	12	11	11	2	8	78	73.3
UT Arlington	12/02/2022	63-59	W	21-51	.412	7-18	.389	14-21	.667	11	29	40	34.6	14	11	13	3	5	63	72.0
vs Wake Forest	12/10/2022	72-70	W	28-64	.438	10-26	.385	6-15	.400	9	21	30	34.1	15	17	7	1	9	72	72.0
N.C. Central	12/13/2022	67-57	W	26-63	.413	4-25	.160	11-18	.611	15	30	45	35.2	9	16	11	5	8	67	71.5
Winthrop	12/17/2022	89-81	W	35-64	.547	11-27	.407	8-12	.667	12	23	35	35.2	13	19	10	6	6	89	73.1
ETSU	12/21/2022	72-68	W	27-57	.474	6-21	.286	12-15	.800	10	26	36	35.3	15	16	16	1	8	72	73.0
Arkansas	12/28/2022	60-57	W	25-62	.403	4-17	.235	6-12	.500	9	30	39	35.5	13	9	10	3	6	60	72.0
at Kentucky	01/03/2023	71-74	L	26-53	.491	11-25	.440	8-10	.800	5	17	22	34.6	15	15	9	1	3	71	71.9
at Texas A&M	01/07/2023	56-69	L	17-49	.347	9-22	.409	13-18	.722	8	19	27	34.1	16	11	15	3	11	56	70.9
Florida	01/10/2023	56-67	L	19-59	.322	5-28	.179	13-16	.813	15	25	40	34.4	21	12	16	0	5	56	69.9
at Alabama	01/14/2023	66-106	L	18-61	.295	8-21	.381	22-29	.759	14	24	38	34.6	18	12	11	0	4	66	69.7
Auburn	01/18/2023	49-67	L	17-58	.293	4-20	.200	11-17	.647	14	24	38	34.8	13	7	11	5	5	49	68.6
Tennessee	01/21/2023	56-77	L	21-44	.477	4-16	.250	10-17	.588	7	22	29	34.5	16	8	19	0	2	56	67.9
at Arkansas	01/24/2023	40-60	L	14-54	.259	1-9	.111	11-16	.688	14	21	35	34.6	15	6	15	3	5	40	66.5
Texas Tech	01/28/2023	68-76	L	22-59	.373	9-26	.346	15-19	.789	17	17	34	34.5	16	10	10	4	6	68	66.6
at Missouri	02/01/2023	77-87	L	27-66	.409	11-33	.333	12-17	.706	15	23	38	34.7	18	15	12	2	7	77	67.0
Alabama	02/04/2023	69-79	L	19-62	.306	7-27	.259	24-31	.774	13	27	40	34.9	16	11	8	8	7	69	67.1
at Mississippi St.	02/08/2023	53-64	L	20-47	.426	7-21	.333	6-9	.667	4	20	24	34.5	15	13	15	4	9	53	66.5
Texas A&M	02/11/2023	62-74	L	22-53	.415	10-29	.345	8-13	.615	12	18	30	34.3	23	9	12	4	5	62	66.4
at Georgia	02/14/2023	63-65	L	20-52	.385	7-23	.304	16-19	.842	6	31	37	34.4	21	11	19	0	8	63	66.2
South Carolina	02/18/2023	73-82	L	26-62	.419	7-21	.333	14-26	.538	16	20	36	34.4	19	9	6	5	5	73	66.5
Vanderbilt	02/22/2023	84-77	W	27-60	.450	9-21	.429	21-27	.778	13	27	40	34.6	23	15	7	3	6	84	67.1
at Ole Miss	02/25/2023	69-82	L	24-54	.444	7-27	.259	14-15	.933	8	20	28	34.4	10	14	13	0	6	69	67.2
Total		1948		677-1631	.415	212-643	.330	382-537	.711	311	687	998	34.4	487	357	363	82	204	1948	67.2
Opponents		2030		728-1629	.447	233-679	.343	341-477	.715	275	709	984	33.9	468	386	348	102	175	2030	70.0

**LSU Averages**

Games Played	Points/game	FG Pct	3FG Pct	FT Pct	Rebounds/game	Assists/game	Turnovers/game	Assist/Turnover ratio	Steals/game	Blocks/game
29	67.2	41.5	33.0	71.1	34.4	12.3	12.5	1.0	7.0	2.8



# 2022-23 LSU Men's Basketball Opponents Game-by-Game All games

Page 1/1  
as of Feb 26, 2023

Opponent	Date	Score		Total		3-Pointers		Free throws		Rebounds										
				FG-FGA	PCT	3FG-3FGA	PCT	FT-FTA	PCT	OFF	DEF	TOT	AVG	PF	A	TO	BLK	STL	PTS	AVG
Kansas City	11/09/2022	74-63	W	19-58	.328	4-25	.160	21-27	.778	11	27	38	38.0	20	12	16	1	6	63	63.0
Arkansas St.	11/12/2022	61-52	W	22-57	.386	5-25	.200	3-4	.750	10	25	35	36.5	15	9	16	2	7	52	57.5
New Orleans	11/17/2022	91-62	W	23-50	.460	7-17	.412	9-20	.450	9	20	29	34.0	21	12	23	1	3	62	59.0
vs Illinois St.	11/21/2022	77-61	W	22-52	.423	5-22	.227	12-14	.857	4	21	25	31.8	24	13	19	3	8	61	59.5
vs Akron	11/22/2022	73-58	W	14-54	.259	8-25	.320	22-30	.733	19	17	36	32.6	14	8	14	1	4	58	59.2
vs Kansas St.	11/23/2022	59-61	L	20-48	.417	4-15	.267	17-21	.810	8	22	30	32.2	16	13	17	1	6	61	59.5
Wofford	11/27/2022	78-75	W	28-58	.483	11-31	.355	8-9	.889	9	21	30	31.9	17	12	13	1	5	75	61.7
UT Arlington	12/02/2022	63-59	W	24-64	.375	5-19	.263	6-11	.545	14	22	36	32.4	17	8	9	4	6	59	61.4
vs Wake Forest	12/10/2022	72-70	W	28-55	.509	5-24	.208	9-13	.692	8	29	37	32.9	15	11	15	1	5	70	62.3
N.C. Central	12/13/2022	67-57	W	24-55	.436	7-15	.467	2-8	.250	4	27	31	32.7	17	10	14	1	7	57	61.8
Winthrop	12/17/2022	89-81	W	31-60	.517	11-26	.423	8-12	.667	8	20	28	32.3	15	13	12	4	5	81	63.5
ETSU	12/21/2022	72-68	W	28-62	.452	4-21	.190	8-13	.615	10	22	32	32.3	16	14	12	7	4	68	63.9
Arkansas	12/28/2022	60-57	W	24-65	.369	4-25	.160	5-10	.500	13	31	44	33.2	14	7	10	5	8	57	63.4
at Kentucky	01/03/2023	71-74	L	28-54	.519	7-18	.389	11-14	.786	10	21	31	33.0	11	18	6	3	2	74	64.1
at Texas A&M	01/07/2023	56-69	L	26-54	.481	4-16	.250	13-19	.684	12	26	38	33.3	17	12	13	1	6	69	64.5
Florida	01/10/2023	56-67	L	19-48	.396	5-25	.200	24-32	.750	8	26	34	33.4	15	10	10	8	10	67	64.6
at Alabama	01/14/2023	66-106	L	35-76	.461	20-54	.370	16-20	.800	20	32	52	34.5	21	19	8	7	7	106	67.1
Auburn	01/18/2023	49-67	L	26-59	.441	8-24	.333	7-11	.636	11	30	41	34.8	16	11	10	7	8	67	67.1
Tennessee	01/21/2023	56-77	L	29-65	.446	12-32	.375	7-8	.875	14	20	34	34.8	17	15	8	4	8	77	67.6
at Arkansas	01/24/2023	40-60	L	23-51	.451	5-13	.385	9-12	.750	7	29	36	34.9	12	15	12	5	7	60	67.2
Texas Tech	01/28/2023	68-76	L	25-54	.463	11-18	.611	15-21	.714	15	21	36	34.9	17	14	11	5	9	76	67.6
at Missouri	02/01/2023	77-87	L	33-59	.559	13-27	.481	8-12	.667	5	27	32	34.8	14	26	10	4	6	87	68.5
Alabama	02/04/2023	69-79	L	26-58	.448	13-29	.448	14-15	.933	4	31	35	34.8	18	19	9	5	4	79	69.0
at Mississippi St.	02/08/2023	53-64	L	26-50	.520	6-16	.375	6-13	.462	7	23	30	34.6	10	15	11	1	9	64	68.8
Texas A&M	02/11/2023	62-74	L	20-42	.476	8-16	.500	26-32	.813	7	20	27	34.3	15	9	7	2	4	74	69.0
at Georgia	02/14/2023	63-65	L	22-50	.440	6-21	.286	15-26	.577	2	26	28	34.0	13	10	13	4	8	65	68.8
South Carolina	02/18/2023	73-82	L	25-54	.463	15-32	.469	17-18	.944	9	27	36	34.1	19	20	12	3	3	82	69.3
Vanderbilt	02/22/2023	84-77	W	26-59	.441	11-27	.407	14-23	.609	11	24	35	34.1	20	14	8	11	2	77	69.6
at Ole Miss	02/25/2023	69-82	L	32-58	.552	9-21	.429	9-9	1.000	6	22	28	33.9	12	17	10	0	8	82	70.0
<b>Total</b>		<b>2030</b>		<b>728-1629</b>	<b>.447</b>	<b>233-679</b>	<b>.343</b>	<b>341-477</b>	<b>.715</b>	<b>275</b>	<b>709</b>	<b>984</b>	<b>33.9</b>	<b>468</b>	<b>386</b>	<b>348</b>	<b>102</b>	<b>175</b>	<b>2030</b>	<b>70.0</b>
LSU		1948		677-1631	.415	212-643	.330	382-537	.711	311	687	998	34.4	487	357	363	82	204	1948	67.2

## Opponents Averages

Games Played	Points/game	FG Pct	3FG Pct	FT Pct	Rebounds/game	Assists/game	Turnovers/game	Assist/Turnover ratio	Steals/game	Blocks/game
29	70.0	44.7	34.3	71.5	33.9	13.3	12.0	1.1	6.0	3.5





2022-23 LSU Men's Basketball  
Category Leaders  
All games

Page 1/3  
as of Feb 26, 2023

### Points

##	Player	G	Pts	Pts/G
12	Williams, KJ	29	496	17.1
44	Miller, Adam	29	340	11.7
20	Fountain, Derek	29	228	7.9
1	Hayes, Cam	27	218	8.1
0	Hannibal, Trae	26	167	6.4
3	Hill, Justice	26	164	6.3
13	Reed, Jalen	29	103	3.6
11	Williams, Justice	21	72	3.4
15	Ward, Tyrell	19	68	3.6
4	Coleman, Kendal	21	49	2.3
5	Wilkinson, Mwani	12	31	2.6
34	Phillips Jr., Shawn	18	12	0.7

### Scoring Average

##	Player	G	Pts	Pts/G
12	Williams, KJ	29	496	17.1
44	Miller, Adam	29	340	11.7
1	Hayes, Cam	27	218	8.1
20	Fountain, Derek	29	228	7.9
0	Hannibal, Trae	26	167	6.4
3	Hill, Justice	26	164	6.3
15	Ward, Tyrell	19	68	3.6
13	Reed, Jalen	29	103	3.6
11	Williams, Justice	21	72	3.4
5	Wilkinson, Mwani	12	31	2.6
4	Coleman, Kendal	21	49	2.3
34	Phillips Jr., Shawn	18	12	0.7

### Field Goal Percentage

##	Player	FG	Att	Pct
20	Fountain, Derek	78	143	.545
4	Coleman, Kendal	19	35	.543
12	Williams, KJ	188	384	.490
13	Reed, Jalen	36	80	.450
0	Hannibal, Trae	52	119	.437
1	Hayes, Cam	74	177	.418
5	Wilkinson, Mwani	11	27	.407
34	Phillips Jr., Shawn	4	10	.400
15	Ward, Tyrell	23	60	.383
11	Williams, Justice	27	79	.342
44	Miller, Adam	106	314	.338
3	Hill, Justice	59	202	.292

### Field Goal Attempts

##	Player	G	Att	Att/G
12	Williams, KJ	29	384	13.2
44	Miller, Adam	29	314	10.8
3	Hill, Justice	26	202	7.8
1	Hayes, Cam	27	177	6.6
20	Fountain, Derek	29	143	4.9

### Field Goals Made

##	Player	G	Made	Made/G
12	Williams, KJ	29	188	6.5
44	Miller, Adam	29	106	3.7
20	Fountain, Derek	29	78	2.7
1	Hayes, Cam	27	74	2.7
3	Hill, Justice	26	59	2.3

### 3-Point FG Percentage

##	Player	3FG	Att	Pct
5	Wilkinson, Mwani	8	18	.444
12	Williams, KJ	50	120	.417
15	Ward, Tyrell	14	35	.400
1	Hayes, Cam	33	95	.347
20	Fountain, Derek	7	21	.333
13	Reed, Jalen	3	9	.333
44	Miller, Adam	65	212	.307
3	Hill, Justice	27	102	.265
0	Hannibal, Trae	1	5	.200
11	Williams, Justice	4	25	.160

### 3-Point FG Attempts

##	Player	G	Att	Att/G
44	Miller, Adam	29	212	7.3
12	Williams, KJ	29	120	4.1
3	Hill, Justice	26	102	3.9
1	Hayes, Cam	27	95	3.5
15	Ward, Tyrell	19	35	1.8

### 3-Point FG Made

##	Player	G	Made	Made/G
44	Miller, Adam	29	65	2.2
12	Williams, KJ	29	50	1.7
1	Hayes, Cam	27	33	1.2
3	Hill, Justice	26	27	1.0
15	Ward, Tyrell	19	14	0.7



2022-23 LSU Men's Basketball  
Category Leaders  
All games

Page 2/3  
as of Feb 26, 2023

### Free Throw Percentage

##	Player	Made	Att	Pct
44	Miller, Adam	63	77	.818
1	Hayes, Cam	37	46	.804
20	Fountain, Derek	65	82	.793
12	Williams, KJ	70	93	.753
15	Ward, Tyrell	8	11	.727
0	Hannibal, Trae	62	88	.705
11	Williams, Justice	14	22	.636
4	Coleman, Kendal	11	18	.611
3	Hill, Justice	19	33	.576
34	Phillips Jr., Shawn	4	7	.571
5	Wilkinson, Mwani	1	2	.500
13	Reed, Jalen	28	58	.483

### Free Throw Attempts

##	Player	G	Att	Att/G
12	Williams, KJ	29	93	3.2
0	Hannibal, Trae	26	88	3.4
20	Fountain, Derek	29	82	2.8
44	Miller, Adam	29	77	2.7
13	Reed, Jalen	29	58	2.0

### Free Throws Made

##	Player	G	Made	Made/G
12	Williams, KJ	29	70	2.4
20	Fountain, Derek	29	65	2.2
44	Miller, Adam	29	63	2.2
0	Hannibal, Trae	26	62	2.4
1	Hayes, Cam	27	37	1.4

### Rebounds

##	Player	G	Reb	Reb/G
12	Williams, KJ	29	212	7.3
20	Fountain, Derek	29	154	5.3
0	Hannibal, Trae	26	106	4.1
13	Reed, Jalen	29	88	3.0
44	Miller, Adam	29	69	2.4

### Assists

##	Player	G	Ast	Ast/G
3	Hill, Justice	26	77	3.0
1	Hayes, Cam	27	62	2.3
0	Hannibal, Trae	26	62	2.4
44	Miller, Adam	29	47	1.6
11	Williams, Justice	21	31	1.5

### Rebounds Average

##	Player	G	Reb	Reb/G
12	Williams, KJ	29	212	7.3
20	Fountain, Derek	29	154	5.3
0	Hannibal, Trae	26	106	4.1
13	Reed, Jalen	29	88	3.0
1	Hayes, Cam	27	68	2.5

### Steals

##	Player	G	Stl	Stl/G
12	Williams, KJ	29	35	1.2
20	Fountain, Derek	29	34	1.2
3	Hill, Justice	26	28	1.1
44	Miller, Adam	29	25	0.9
1	Hayes, Cam	27	19	0.7

### Offensive Rebounds

##	Player	G	OReb	OReb/G
12	Williams, KJ	29	77	2.7
20	Fountain, Derek	29	65	2.2
0	Hannibal, Trae	26	31	1.2
13	Reed, Jalen	29	24	0.8
4	Coleman, Kendal	21	16	0.8

### Blocked Shots

##	Player	G	Blk	Blk/G
12	Williams, KJ	29	26	0.9
20	Fountain, Derek	29	14	0.5
13	Reed, Jalen	29	12	0.4
4	Coleman, Kendal	21	8	0.4
44	Miller, Adam	29	6	0.2

### Defensive Rebounds

##	Player	G	DReb	DReb/G
12	Williams, KJ	29	135	4.7
20	Fountain, Derek	29	89	3.1
0	Hannibal, Trae	26	75	2.9
1	Hayes, Cam	27	64	2.4
13	Reed, Jalen	29	64	2.2

### Minutes

##	Player	G	Min	Min/G
44	Miller, Adam	29	962	33:10
12	Williams, KJ	29	939	32:23
20	Fountain, Derek	29	675	23:16
3	Hill, Justice	26	640	24:37
1	Hayes, Cam	27	606	22:27



2022-23 LSU Men's Basketball  
Category Leaders  
All games

Page 3/3  
as of Feb 26, 2023

**Fouls**

##	Player	G	PF	PF/G
20	Fountain, Derek	29	81	2.8
12	Williams, KJ	29	71	2.4
13	Reed, Jalen	29	61	2.1
44	Miller, Adam	29	54	1.9
1	Hayes, Cam	27	43	1.6

**Turnovers**

##	Player	G	TO	TO/G
44	Miller, Adam	29	59	2.0
0	Hannibal, Trae	26	48	1.8
12	Williams, KJ	29	41	1.4
20	Fountain, Derek	29	40	1.4
3	Hill, Justice	26	40	1.5

**Foul Outs**

##	Player	G	FO
20	Fountain, Derek	29	3
13	Reed, Jalen	29	2



**2022-23 LSU Men's Basketball**  
**Points-rebounds-assists**  
**All games**

Page 1/2  
as of Feb 26, 2023

Opponent	Date	Score		0 HANNIBAL,T	1 HAYES,CAM	3 HILL,JUSTI	4 COLEMAN,KE	5 WILKINSON,	10 EGEMO,BRAN	11 WILLIAMS,J	12 WILLIAMS,K	13 REED,JALEN	15 WARD,TYREL	20 FOUNTAIN,D
Kansas City	11/09/2022	74-63	W	7-8-2	0-0-0	13-4-7	0-2-0	9-1-2	DNP	7-4-2	13-14-0	3-3-1	DNP	4-3-0
Arkansas St.	11/12/2022	61-52	W	4-5-2	DNP	11-4-3	0-2-0	0-6-2	DNP	0-0-0	15-4-1	5-3-0	0-0-0	0-5-0
New Orleans	11/17/2022	91-62	W	7-2-0	13-0-3	12-2-5	4-7-0	6-0-1	0-1-0	5-0-1	7-4-0	8-6-0	3-0-0	15-8-2
vs Illinois St.	11/21/2022	77-61	W	0-4-4	10-3-0	4-1-5	8-3-0	1-5-0	DNP	DNP	33-8-3	4-4-1	0-1-0	4-3-1
vs Akron	11/22/2022	73-58	W	0-5-3	7-1-3	14-2-3	0-0-0	2-2-1	DNP	DNP	19-5-0	3-4-1	0-1-0	5-3-1
vs Kansas St.	11/23/2022	59-61	L	2-5-4	3-2-0	12-2-2	0-2-0	3-3-0	DNP	DNP	17-10-1	6-0-2	2-2-0	3-1-0
Wofford	11/27/2022	78-75	W	12-4-2	3-1-2	6-0-2	7-2-0	5-1-2	DNP	DNP	15-5-1	2-5-2	DNP	2-1-0
UT Arlington	12/02/2022	63-59	W	7-4-4	7-1-0	3-2-5	7-6-1	3-0-0	DNP	DNP	14-9-1	3-5-0	0-1-0	8-6-0
vs Wake Forest	12/10/2022	72-70	W	0-0-0	13-5-6	4-1-6	0-0-0	0-1-1	DNP	5-1-2	35-10-1	1-0-0	DNP	11-5-0
N.C. Central	12/13/2022	67-57	W	4-2-4	14-7-2	7-0-4	4-1-0	0-0-0	DNP	2-1-1	18-12-2	0-2-0	DNP	17-14-1
Winthrop	12/17/2022	89-81	W	4-3-6	25-1-4	9-3-3	5-7-0	DNP	DNP	4-0-1	18-6-0	2-3-0	DNP	8-7-2
ETSU	12/21/2022	72-68	W	7-6-2	2-0-3	9-2-5	0-1-0	DNP	DNP	2-1-0	28-12-3	4-1-0	0-0-0	11-8-2
Arkansas	12/28/2022	60-57	W	19-6-2	4-5-3	2-2-1	0-0-0	2-0-0	DNP	4-0-0	8-5-0	0-2-0	DNP	14-10-1
at Kentucky	01/03/2023	71-74	L	12-3-4	11-0-2	0-1-0	0-0-0	0-0-1	DNP	2-2-1	23-3-2	2-2-1	DNP	6-8-2
at Texas A&M	01/07/2023	56-69	L	9-5-4	10-2-0	6-1-2	0-3-0	DNP	DNP	3-0-1	10-8-2	0-2-0	DNP	2-3-1
Florida	01/10/2023	56-67	L	4-12-3	DNP	3-5-6	4-1-0	DNP	DNP	0-1-1	23-7-0	0-0-0	6-1-0	8-6-2
at Alabama	01/14/2023	66-106	L	2-6-3	10-1-2	3-2-0	5-3-0	DNP	DNP	9-1-5	10-1-0	5-7-0	2-2-1	9-2-0
Auburn	01/18/2023	49-67	L	16-2-1	2-3-2	DNP	1-1-0	DNP	DNP	7-6-1	16-8-0	0-5-0	0-0-0	2-5-0
Tennessee	01/21/2023	56-77	L	10-3-0	3-3-4	DNP	4-2-0	DNP	DNP	5-2-4	16-4-0	9-5-0	DNP	6-3-0
at Arkansas	01/24/2023	40-60	L	8-5-0	0-4-0	DNP	0-1-0	DNP	DNP	7-2-2	9-11-1	2-3-1	0-0-0	5-6-1
Texas Tech	01/28/2023	68-76	L	7-2-1	9-2-1	3-0-1	0-1-1	DNP	DNP	2-5-4	14-9-1	3-3-0	DNP	10-6-0
at Missouri	02/01/2023	77-87	L	11-3-5	10-0-3	13-2-4	DNP	DNP	DNP	0-0-0	15-11-1	0-2-0	6-0-0	11-11-0
Alabama	02/04/2023	69-79	L	DNP	15-8-1	5-1-1	DNP	DNP	DNP	4-2-4	8-8-0	0-0-0	2-1-1	26-7-2
at Mississippi St.	02/08/2023	53-64	L	DNP	4-2-3	7-1-2	DNP	DNP	DNP	0-0-0	11-5-1	6-3-1	5-2-1	10-4-2
Texas A&M	02/11/2023	62-74	L	DNP	9-2-3	6-1-2	DNP	DNP	DNP	0-0-0	5-3-0	3-5-0	15-3-0	4-3-2
at Georgia	02/14/2023	63-65	L	4-1-2	5-0-3	6-5-2	DNP	DNP	DNP	DNP	18-9-1	9-6-0	7-3-0	8-2-1
South Carolina	02/18/2023	73-82	L	2-5-1	25-8-4	0-0-0	DNP	DNP	DNP	4-1-1	14-6-0	9-1-0	3-2-1	13-4-0
Vanderbilt	02/22/2023	84-77	W	3-5-1	4-5-3	6-3-4	DNP	DNP	DNP	DNP	35-10-0	8-2-0	8-2-1	2-6-2
at Ole Miss	02/25/2023	69-82	L	6-0-2	0-2-5	0-1-2	DNP	DNP	DNP	DNP	29-5-0	6-4-0	9-1-0	4-4-0



2022-23 LSU Men's Basketball  
Points-rebounds-assists  
All games

Page 2/2  
as of Feb 26, 2023

Opponent	Date	Score		25 BENHAYOUNE	30 EDWARDS, PA	34 PHILLIPS J	44 MILLER, ADA
Kansas City	11/09/2022	74-63	W	DNP	DNP	0-0-0	18-3-2
Arkansas St.	11/12/2022	61-52	W	DNP	DNP	0-1-0	26-3-1
New Orleans	11/17/2022	91-62	W	0-0-0	0-0-0	4-1-1	7-2-1
vs Illinois St.	11/21/2022	77-61	W	DNP	DNP	0-0-0	13-0-3
vs Akron	11/22/2022	73-58	W	DNP	DNP	DNP	23-2-2
vs Kansas St.	11/23/2022	59-61	L	DNP	DNP	DNP	11-2-1
Wofford	11/27/2022	78-75	W	DNP	DNP	DNP	26-4-0
UT Arlington	12/02/2022	63-59	W	DNP	DNP	DNP	11-1-0
vs Wake Forest	12/10/2022	72-70	W	DNP	DNP	DNP	3-1-1
N.C. Central	12/13/2022	67-57	W	DNP	DNP	DNP	1-1-2
Winthrop	12/17/2022	89-81	W	DNP	DNP	DNP	14-3-3
ETSU	12/21/2022	72-68	W	DNP	DNP	DNP	9-2-1
Arkansas	12/28/2022	60-57	W	DNP	DNP	0-1-0	7-4-2
at Kentucky	01/03/2023	71-74	L	DNP	DNP	0-0-0	15-1-2
at Texas A&M	01/07/2023	56-69	L	DNP	DNP	0-0-0	16-1-1
Florida	01/10/2023	56-67	L	DNP	DNP	DNP	8-3-0
at Alabama	01/14/2023	66-106	L	DNP	DNP	2-4-0	9-4-1
Auburn	01/18/2023	49-67	L	DNP	DNP	0-0-0	5-3-3
Tennessee	01/21/2023	56-77	L	DNP	DNP	0-0-0	3-2-0
at Arkansas	01/24/2023	40-60	L	DNP	DNP	DNP	9-0-1
Texas Tech	01/28/2023	68-76	L	DNP	DNP	DNP	20-3-1
at Missouri	02/01/2023	77-87	L	DNP	DNP	0-2-1	11-1-1
Alabama	02/04/2023	69-79	L	DNP	DNP	4-1-0	5-4-2
at Mississippi St.	02/08/2023	53-64	L	DNP	DNP	0-5-0	10-2-3
Texas A&M	02/11/2023	62-74	L	DNP	DNP	2-2-0	18-2-2
at Georgia	02/14/2023	63-65	L	DNP	DNP	0-7-0	6-2-2
South Carolina	02/18/2023	73-82	L	DNP	DNP	0-3-1	3-3-1
Vanderbilt	02/22/2023	84-77	W	DNP	DNP	0-2-1	18-5-3
at Ole Miss	02/25/2023	69-82	L	DNP	DNP	0-0-0	15-5-5





**2022-23 LSU Men's Basketball**  
**Team High/Low Analysis**  
**All games**

Page 1/4  
as of Feb 26, 2023

**LSU - Game Highs**

<b>POINTS</b>	91		New Orleans (11/17/2022)
	89		Winthrop (12/17/2022)
	84		Vanderbilt (02/22/2023)
	78		Wofford (11/27/2022)
	77		at Missouri (02/01/2023)
	77		vs Illinois St. (N) (11/21/2022)
<b>FIELD GOALS MADE</b>	35		Winthrop (12/17/2022)
	30		New Orleans (11/17/2022)
<b>FIELD GOAL ATTEMPTS</b>	66		at Missouri (02/01/2023)
	64		Winthrop (12/17/2022)
	64		vs Wake Forest (N) (12/10/2022)
<b>FIELD GOAL PERCENTAGE</b>	.547	(35-64)	Winthrop (12/17/2022)
	.528	(28-53)	Wofford (11/27/2022)
<b>3 PT FG MADE</b>	12		New Orleans (11/17/2022)
	11		at Missouri (02/01/2023)
	11		at Kentucky (01/03/2023)
	11		Winthrop (12/17/2022)
<b>3 PT FG ATTEMPTS</b>	33		at Missouri (02/01/2023)
	29		Texas A&M (02/11/2023)
<b>3 PT FG PERCENTAGE</b>	.474	(9-19)	vs Akron (N) (11/22/2022)
	.440	(11-25)	at Kentucky (01/03/2023)
<b>FREE THROWS MADE</b>	24		Alabama (02/04/2023)
	22		at Alabama (01/14/2023)
	22		vs Illinois St. (N) (11/21/2022)
<b>FREE THROW ATTEMPTS</b>	31		Alabama (02/04/2023)
	30		vs Illinois St. (N) (11/21/2022)
<b>FREE THROW PERCENTAGE</b>	.933	(14-15)	at Ole Miss (02/25/2023)
	.875	(14-16)	vs Akron (N) (11/22/2022)
<b>REBOUNDS</b>	45		N.C. Central (12/13/2022)
	45		Kansas City (11/09/2022)
<b>ASSISTS</b>	19		Winthrop (12/17/2022)
	17		vs Wake Forest (N) (12/10/2022)
	17		vs Illinois St. (N) (11/21/2022)
<b>STEALS</b>	17		New Orleans (11/17/2022)
	11		at Texas A&M (01/07/2023)
	11		Kansas City (11/09/2022)
<b>BLOCKED SHOTS</b>	8		Alabama (02/04/2023)
	6		Winthrop (12/17/2022)
<b>TURNOVERS</b>	19		at Georgia (02/14/2023)
	19		Tennessee (01/21/2023)
<b>FOULS</b>	23		Vanderbilt (02/22/2023)
	23		Texas A&M (02/11/2023)
	23		vs Akron (N) (11/22/2022)
	23		New Orleans (11/17/2022)
	23		Kansas City (11/09/2022)



2022-23 LSU Men's Basketball  
Team High/Low Analysis  
All games

Page 2/4  
as of Feb 26, 2023

Opponent - Game Highs

POINTS	106		at Alabama (01/14/2023)
	87		at Missouri (02/01/2023)
	82		at Ole Miss (02/25/2023)
	82		South Carolina (02/18/2023)
	81		Winthrop (12/17/2022)
FIELD GOALS MADE	35		at Alabama (01/14/2023)
	33		at Missouri (02/01/2023)
FIELD GOAL ATTEMPTS	76		at Alabama (01/14/2023)
	65		Tennessee (01/21/2023)
	65		Arkansas (12/28/2022)
FIELD GOAL PERCENTAGE	.559	(33-59)	at Missouri (02/01/2023)
	.552	(32-58)	at Ole Miss (02/25/2023)
3 PT FG MADE	20		at Alabama (01/14/2023)
	15		South Carolina (02/18/2023)
3 PT FG ATTEMPTS	54		at Alabama (01/14/2023)
	32		South Carolina (02/18/2023)
	32		Tennessee (01/21/2023)
3 PT FG PERCENTAGE	.611	(11-18)	Texas Tech (01/28/2023)
	.500	(8-16)	Texas A&M (02/11/2023)
FREE THROWS MADE	26		Texas A&M (02/11/2023)
	24		Florida (01/10/2023)
FREE THROW ATTEMPTS	32		Texas A&M (02/11/2023)
	32		Florida (01/10/2023)
FREE THROW PERCENTAGE	1.000	(9-9)	at Ole Miss (02/25/2023)
	.944	(17-18)	South Carolina (02/18/2023)
REBOUNDS	52		at Alabama (01/14/2023)
	44		Arkansas (12/28/2022)
ASSISTS	26		at Missouri (02/01/2023)
	20		South Carolina (02/18/2023)
STEALS	10		Florida (01/10/2023)
	9		at Mississippi St. (02/08/2023)
	9		Texas Tech (01/28/2023)
BLOCKED SHOTS	11		Vanderbilt (02/22/2023)
	8		Florida (01/10/2023)
TURNOVERS	23		New Orleans (11/17/2022)
	19		vs Illinois St. (N) (11/21/2022)
FOULS	24		vs Illinois St. (N) (11/21/2022)
	21		at Alabama (01/14/2023)
	21		New Orleans (11/17/2022)



2022-23 LSU Men's Basketball  
Team High/Low Analysis  
All games

Page 3/4  
as of Feb 26, 2023

LSU - Game Lows

POINTS	40		at Arkansas (01/24/2023)
	49		Auburn (01/18/2023)
	53		at Mississippi St. (02/08/2023)
	56		Tennessee (01/21/2023)
	56		Florida (01/10/2023)
FIELD GOALS MADE	56		at Texas A&M (01/07/2023)
	14		at Arkansas (01/24/2023)
	17		Auburn (01/18/2023)
FIELD GOAL ATTEMPTS	17		at Texas A&M (01/07/2023)
	44		Tennessee (01/21/2023)
FIELD GOAL PERCENTAGE	47		at Mississippi St. (02/08/2023)
	.259	(14-54)	at Arkansas (01/24/2023)
3 PT FG MADE	.293	(17-58)	Auburn (01/18/2023)
	1		at Arkansas (01/24/2023)
3 PT FG ATTEMPTS	3		vs Illinois St. (N) (11/21/2022)
	9		at Arkansas (01/24/2023)
3 PT FG PERCENTAGE	14		vs Illinois St. (N) (11/21/2022)
	.111	(1-9)	at Arkansas (01/24/2023)
FREE THROWS MADE	.160	(4-25)	N.C. Central (12/13/2022)
	6		at Mississippi St. (02/08/2023)
	6		Arkansas (12/28/2022)
FREE THROW ATTEMPTS	6		vs Wake Forest (N) (12/10/2022)
	9		at Mississippi St. (02/08/2023)
FREE THROW PERCENTAGE	10		at Kentucky (01/03/2023)
	.400	(6-15)	vs Wake Forest (N) (12/10/2022)
	.500	(7-14)	vs Kansas St. (N) (11/23/2022)
REBOUNDS	.500	(6-12)	Arkansas (12/28/2022)
	22		at Kentucky (01/03/2023)
ASSISTS	24		at Mississippi St. (02/08/2023)
	6		at Arkansas (01/24/2023)
STEALS	7		Auburn (01/18/2023)
	2		Tennessee (01/21/2023)
BLOCKED SHOTS	3		at Kentucky (01/03/2023)
	0		at Ole Miss (02/25/2023)
TURNOVERS	0		at Georgia (02/14/2023)
	0		Tennessee (01/21/2023)
	0		at Alabama (01/14/2023)
	0		Florida (01/10/2023)
	6		South Carolina (02/18/2023)
FOULS	7		Vanderbilt (02/22/2023)
	7		vs Wake Forest (N) (12/10/2022)
	9		N.C. Central (12/13/2022)
	10		at Ole Miss (02/25/2023)



**2022-23 LSU Men's Basketball  
Team High/Low Analysis  
All games**

Page 4/4  
as of Feb 26, 2023

**Opponent - Game Lows**

<b>POINTS</b>	52		Arkansas St. (11/12/2022)
	57		Arkansas (12/28/2022)
	57		N.C. Central (12/13/2022)
	58		vs Akron (N) (11/22/2022)
	59		UT Arlington (12/02/2022)
<b>FIELD GOALS MADE</b>	14		vs Akron (N) (11/22/2022)
	19		Florida (01/10/2023)
	19		Kansas City (11/09/2022)
<b>FIELD GOAL ATTEMPTS</b>	42		Texas A&M (02/11/2023)
	48		Florida (01/10/2023)
	48		vs Kansas St. (N) (11/23/2022)
<b>FIELD GOAL PERCENTAGE</b>	.259	(14-54)	vs Akron (N) (11/22/2022)
	.328	(19-58)	Kansas City (11/09/2022)
<b>3 PT FG MADE</b>	4		at Texas A&M (01/07/2023)
	4		Arkansas (12/28/2022)
	4		ETSU (12/21/2022)
	4		vs Kansas St. (N) (11/23/2022)
	4		Kansas City (11/09/2022)
<b>3 PT FG ATTEMPTS</b>	13		at Arkansas (01/24/2023)
	15		N.C. Central (12/13/2022)
	15		vs Kansas St. (N) (11/23/2022)
<b>3 PT FG PERCENTAGE</b>	.160	(4-25)	Arkansas (12/28/2022)
	.160	(4-25)	Kansas City (11/09/2022)
<b>FREE THROWS MADE</b>	2		N.C. Central (12/13/2022)
	3		Arkansas St. (11/12/2022)
<b>FREE THROW ATTEMPTS</b>	4		Arkansas St. (11/12/2022)
	8		Tennessee (01/21/2023)
	8		N.C. Central (12/13/2022)
<b>FREE THROW PERCENTAGE</b>	.250	(2-8)	N.C. Central (12/13/2022)
	.450	(9-20)	New Orleans (11/17/2022)
<b>REBOUNDS</b>	25		vs Illinois St. (N) (11/21/2022)
	27		Texas A&M (02/11/2023)
<b>ASSISTS</b>	7		Arkansas (12/28/2022)
	8		UT Arlington (12/02/2022)
	8		vs Akron (N) (11/22/2022)
<b>STEALS</b>	2		Vanderbilt (02/22/2023)
	2		at Kentucky (01/03/2023)
<b>BLOCKED SHOTS</b>	0		at Ole Miss (02/25/2023)
	1		at Mississippi St. (02/08/2023)
	1		at Texas A&M (01/07/2023)
	1		N.C. Central (12/13/2022)
	1		vs Wake Forest (N) (12/10/2022)
	1		Wofford (11/27/2022)
	1		vs Kansas St. (N) (11/23/2022)
	1		vs Akron (N) (11/22/2022)
	1		New Orleans (11/17/2022)
	1		Kansas City (11/09/2022)
<b>TURNOVERS</b>	6		at Kentucky (01/03/2023)
	7		Texas A&M (02/11/2023)
<b>FOULS</b>	10		at Mississippi St. (02/08/2023)
	11		at Kentucky (01/03/2023)



**2022-23 LSU Men's Basketball  
Player Highs Analysis  
All games**

Page 1/4  
as of Feb 26, 2023

**LSU - Individual Game Highs**

<b>POINTS</b>	35		KJ Williams vs Vanderbilt (02/22/2023)
	35		KJ Williams vs Wake Forest (N) (12/10/2022)
	33		KJ Williams vs Illinois St. (N) (11/21/2022)
	29		KJ Williams at Ole Miss (02/25/2023)
	28		KJ Williams vs ETSU (12/21/2022)
<b>FIELD GOALS MADE</b>	14		KJ Williams vs Wake Forest (N) (12/10/2022)
	13		KJ Williams vs Vanderbilt (02/22/2023)
	13		KJ Williams vs Illinois St. (N) (11/21/2022)
<b>FIELD GOAL ATTEMPTS</b>	25		KJ Williams vs Vanderbilt (02/22/2023)
	21		KJ Williams vs Wake Forest (N) (12/10/2022)
<b>FIELD GOAL PERCENTAGE (min 5 made)</b>	.833	(5-6)	Trae Hannibal vs Tennessee (01/21/2023)
	.833	(5-6)	Trae Hannibal at Kentucky (01/03/2023)
<b>3 PT FG MADE</b>	7		KJ Williams vs Wake Forest (N) (12/10/2022)
	6		Adam Miller vs Wofford (11/27/2022)
<b>3 PT FG ATTEMPTS</b>	13		Adam Miller at Kentucky (01/03/2023)
	11		Justice Hill at Missouri (02/01/2023)
	11		Adam Miller at Missouri (02/01/2023)
<b>3 PT FG PERCENTAGE (min 2 made)</b>	1.000	(2-2)	Tyrell Ward vs Vanderbilt (02/22/2023)
	1.000	(2-2)	Adam Miller at Alabama (01/14/2023)
<b>FREE THROWS MADE</b>	12		Derek Fountain vs Alabama (02/04/2023)
	10		Trae Hannibal vs Auburn (01/18/2023)
<b>FREE THROW ATTEMPTS</b>	15		Derek Fountain vs Alabama (02/04/2023)
	12		Trae Hannibal vs Auburn (01/18/2023)
<b>FREE THROW PERCENTAGE (min 3 made)</b>	1.000	(8-8)	Adam Miller vs Illinois St. (N) (11/21/2022)
	1.000	(6-6)	Justice Williams at Alabama (01/14/2023)
	1.000	(6-6)	KJ Williams at Texas A&M (01/07/2023)
	1.000	(6-6)	KJ Williams vs Illinois St. (N) (11/21/2022)
	1.000	(6-6)	Derek Fountain vs New Orleans (11/17/2022)
	1.000	(4-4)	Adam Miller at Ole Miss (02/25/2023)
	1.000	(4-4)	Cam Hayes vs Alabama (02/04/2023)
	1.000	(4-4)	Derek Fountain vs Texas Tech (01/28/2023)
	1.000	(4-4)	Trae Hannibal vs Wofford (11/27/2022)
	1.000	(4-4)	Justice Hill vs Akron (N) (11/22/2022)
	1.000	(4-4)	Shawn Phillips Jr. vs New Orleans (11/17/2022)
	1.000	(4-4)	Adam Miller vs Arkansas St. (11/12/2022)
	1.000	(3-3)	Derek Fountain at Mississippi St. (02/08/2023)
	1.000	(3-3)	KJ Williams at Kentucky (01/03/2023)
	1.000	(3-3)	Cam Hayes at Kentucky (01/03/2023)
	1.000	(3-3)	Trae Hannibal vs ETSU (12/21/2022)
	1.000	(3-3)	Derek Fountain vs ETSU (12/21/2022)
	1.000	(3-3)	Adam Miller vs ETSU (12/21/2022)
	1.000	(3-3)	KJ Williams vs N.C. Central (12/13/2022)
	1.000	(3-3)	Kendal Coleman vs Wofford (11/27/2022)
<b>REBOUNDS</b>	14		Derek Fountain vs N.C. Central (12/13/2022)
	14		KJ Williams vs Kansas City (11/09/2022)
<b>ASSISTS</b>	7		Justice Hill vs Kansas City (11/09/2022)
	6		Justice Hill vs Florida (01/10/2023)
	6		Trae Hannibal vs Winthrop (12/17/2022)
	6		Justice Hill vs Wake Forest (N) (12/10/2022)
	6		Cam Hayes vs Wake Forest (N) (12/10/2022)
<b>STEALS</b>	7		Derek Fountain vs New Orleans (11/17/2022)
	5		Justice Hill at Texas A&M (01/07/2023)
<b>BLOCKED SHOTS</b>	4		Derek Fountain vs Alabama (02/04/2023)
	3		KJ Williams vs Alabama (02/04/2023)
	3		KJ Williams vs Kansas City (11/09/2022)





2022-23 LSU Men's Basketball  
Player Highs Analysis  
All games

Page 2/4  
as of Feb 26, 2023

LSU - Individual Game Highs

TURNOVERS	6	Adam Miller vs Tennessee (01/21/2023)
	6	Adam Miller vs Akron (N) (11/22/2022)
FOULS	5	Jalen Reed vs Vanderbilt (02/22/2023)
	5	Jalen Reed at Georgia (02/14/2023)
	5	Derek Fountain vs Florida (01/10/2023)
	5	Derek Fountain at Texas A&M (01/07/2023)
	5	Derek Fountain vs Wofford (11/27/2022)

Box Scores



Official Basketball Box Score - Final  
Kansas City at LSU  
11/09/22 Maravich Assembly Center, Baton Rouge  
2022-23 Men's Basketball

Game Time: 7:00 PM  
Game Duration: 2:08  
Attendance: 9,338

Officials: Terry Oglesby, Jeffery Anderson, Landon Brandes

Kansas City - 63

Record: 0-2

NO. Name		Min	FG M-A	3P M-A	FT M-A	Rebounds OR DR TOT	Fouls PF FD	TP	AS	TO	ST	Blocks BS BA	+/-
10 Precious Idaru	F	18:21	1-6	0-4	0-0	2 3 5	0 0	2	0	1	0	1	-14
23 Allen David Mukeba	F	36:58	3-11	1-4	0-0	1 2 3	2 1	7	1	4	1	0	-5
32 Jeff Ngandu	F	06:57	1-1	0-0	2-3	0 0 0	4 2	4	0	0	0	0	-10
5 Shemari Allen	G	37:48	6-15	2-4	5-8	1 5 6	3 7	19	4	1	3	0	-12
21 RayQuawndis Mitchell	G	38:11	4-12	1-6	6-7	1 5 6	1 6	15	5	3	0	0	-11
12 Promise Idaru		31:33	4-8	0-2	1-2	3 7 10	5 3	9	1	4	1	0	-1
25 Tyler Andrews		21:41	0-4	0-4	5-5	1 2 3	3 3	5	1	1	1	0	1
33 Jevin Sullivan		02:33	0-1	0-1	0-0	0 1 1	0 0	0	0	0	0	0	-4
2 Babacar Diallo		01:19	0-0	0-0	0-0	0 0 0	0 0	0	0	0	0	0	1
1 Sam Martin		04:39	0-0	0-0	2-2	0 1 1	2 1	2	0	0	0	0	0
Team						2 1 3	0	0	2				
Totals			19-58	4-25	21-27	11 27 38	20 23 63	12	16	6	1	4	-11

Technical Fouls: NONE

LSU - 74

Record: 1-0

NO.	Name	Min	FG M-A	3P M-A	FT M-A	Rebounds OR DR TOT	Fouls PF FD	TP	AS	TO	ST	Blocks BS BA	+/-	
5	Mwani Wilkinson	F 22:12	3-7	3-4	0-0	1 0 1	4 0	9	2	1	2	0	6	
12	KJ Williams	F 38:05	5-13	0-2	3-4	6 8 14	3 3	13	0	4	1	3	0	13
13	Jalen Reed	F 22:54	1-4	0-1	1-1	1 2 3	3 3 3	3	1	1	0	1	5	
3	Justice Hill	G 30:47	4-9	1-5	4-5	1 3 4	3 4	13	7	3	4	0	15	
44	Adam Miller	G 34:07	6-14	4-9	2-2	0 3 3	0 3	18	2	1	2	0	11	
20	Derek Fountain	11:13	1-1	0-0	2-2	0 3 3	3 1 4	0	0	1	1	0	5	
0	Trae Hannibal	18:37	1-3	0-0	5-9	2 6 8	3 5	7	2	2	1	0	5	
4	Kendal Coleman	05:25	0-1	0-0	0-0	0 2 2	0 0	0	0	0	0	0	4	
11	Justice Williams	12:12	3-4	0-0	1-3	1 3 4	1 1	7	2	2	0	0	-1	
1	Cam Hayes	02:05	0-0	0-0	0-0	0 0 0	1 0	0	0	0	0	0	-3	
34	Shawn Phillips	02:23	0-1	0-0	0-0	0 0 0	2 0	0	0	0	0	0	-5	
Team						1 2 3	0	0	0					
Totals			24-57	8-21	18-26	13 32 45	23 20	74	16	15	11	4	1	11

Technical Fouls: NONE

	UKC	LSU
Biggest lead	0 (1 <sup>st</sup> 20:00)	16 (2 <sup>nd</sup> 12:03)
Best Scoring Run	7 (1 <sup>st</sup> 1:46)	6 (1 <sup>st</sup> 17:34)
Lead Changes	0	0
Times Tied	0	0
Time with Lead	00:00	38:56
Points from Turnovers	17	18
Paint	26	28
Second Chance	9	6
Fast Breaks	7	21
Bench	16	18
Period by Period Scoring		
1st	34	29
2nd	63	61
3rd	41	33
4th	74	77



Official Basketball Box Score - Final  
Arkansas St. at LSU  
11/12/22 Maravich Assembly Center, Baton Rouge  
2022-23 Men's Basketball

Game Time: 5:00 PM  
Game Duration: 1:51  
Attendance: 9,011

Officials: Doug Shows, Marques Pettigrew, Shaun Seales

Arkansas St. - 52

Record: 1-1

Shooting By Period												
NO. Name	Min	FG M-A	3P M-A	Rebounds OR DR TOT	Fouls PF FD	TP	AS	TO	ST	Blocks BS BA	+/-	
1 Markiese Davis	F 34:02	3-9	3-8	0 7 7	3 1 9	0	1	1	0	0	-10	1st FG% 11-27 40.7%
22 Omar El-Shaikh	F 27:52	7-12	1-1	2-3 5 8	1 3 17	0	5	2	1	0	-1	3PT% 2-11 18.2%
35 Itzayah Nelson	F 25:30	3-5	0-0	1-1 3 4	7 3 1	7	0	2	1	0	-1	FT% 2-3 66.7%
0 Caleb Fields	G 33:06	3-5	0-1	0-0 2 2	1 3 6	4	4	0	0	1	-6	2nd FG% 11-30 36.7%
2 Avery Feltz	G 35:17	3-10	1-7	0-0 2 3	5 2 1	7	3	1	1	0	-4	3PT% 3-14 21.4%
4 Alaeddine Boutayeb	07:13	0-0	0-0	0 1 1	0 0 0	0	0	0	0	2	3	FT% 1-1 100%
11 Terrance Ford Jr.	25:39	2-12	0-6	0-0 0 2	4 2 4	2	1	1	0	0	-5	GM FG% 22-57 38.6%
23 Julian Lual	09:30	1-4	0-2	0-0 1 0	2 0 2	0	0	0	1	0	-1	3PT% 5-25 20.0%
50 Antwon Jackson	01:51	0-0	0-0	0 1 1	0 0 0	0	0	0	0	0	-3	FT% 3-4 75.0%
Team				1 0 1	0	0	2					Dead Ball Rebounds: 0.0
Totals		22-57	5-25	14 25 35	16 11	52	9	16	7	2	3	-9
Technical Fouls: Coach 2 <sup>nd</sup> 5 <sup>th</sup> 4 <sup>th</sup>												

Technical Fouls: Coach 2<sup>nd</sup> 15:48

LSU - 61

Record: 2-0

NO. Name	Min	FG	3P	FT	Rebounds		Fouls	TP	AS	TO	Blocks		+/-			
					OR	DR					TOT	BS		BA		
1st FG% 11-26 42.3%																
5 Mwani Wilkinson	F 20:27	0-1	0-0	0	6	6	1	1	0	2	1	0	12			
12 KJ Williams	F 23:43	6-12	3-5	0-0	2	2	4	2	0	15	1	1	0	8		
13 Jalen Reed	F 22:30	0-3	0-0	5-6	1	2	3	2	3	5	0	2	1	0	15	
3 Justice Hill	G 30:45	5-13	1-4	0-1	1	3	4	0	3	11	3	1	0	0	8	
44 Adam Miller	G 39:03	9-15	4-9	4-4	0	3	3	1	3	26	1	0	0	0	1	7
0 Trae Hannibal	22:04	0-4	0-0	4-5	1	4	5	2	4	4	2	3	3	0	0	1
20 Derek Fountain	18:57	0-1	0-0	0	3	3	5	1	0	0	2	0	0	0	0	0
4 Kendal Coleman	07:30	0-1	0-0	0-0	1	1	2	1	0	0	0	0	1	0	-1	-2
11 Justice Williams	09:15	0-0	0-0	0-0	0	0	0	1	1	0	0	0	0	1	0	1
15 Tyrell Ward	04:00	0-1	0-1	0-0	0	0	0	0	0	0	0	0	0	0	-3	0
34 Shawn Phillips	01:46	0-0	0-0	0-0	0	1	1	0	0	0	1	0	0	0	-2	0
Team					0	1	1	0	0	1						
Totals		20-51	8-20	13-16	8	26	34	11	15	61	9	13	6	3	2	9
2nd FG% 9-25 36.0%														3PT% 4-9 44.3%		
3PT% 4-11 36.4%														FT% 5-6 83.3%		
3PT% 8-10 80%														GM FG% 20-51 39.2%		
GM FG% 20-51 39.2%														3PT% 8-20 40.0%		
3PT% 13-16 81.3%														Dead Ball Rebounds: 1.0		

Technical Fouls: NONE

	ASU	LSU
Biggest lead	1 (1 <sup>st</sup> 13:49)	13 (2 <sup>nd</sup> 2:50)
Best Scoring Run	7 (2 <sup>nd</sup> 13:11)	11 (2 <sup>nd</sup> 2:50)
Lead Changes	2	0
Times Tied	0	0
Time with Lead	01:02	38:29
Points from Turnovers	16	23
Paint	30	18
Second Chance	12	5
Fast Breaks	7	2
Bench	6	4
Period by Period Scoring		
1st	26	26
2nd	52	52
3rd	31	30
4th	61	61



Official Basketball Box Score - Final  
New Orleans at LSU  
11/17/22 Maravich Assembly Center, Baton Rouge  
2022-23 Men's Basketball

Game Time: 7:00 PM  
Game Duration: 2:22  
Attendance: 9,224

Officials: Steven Anderson, Robert Fuller, R.J. Olyburn

New Orleans - 62

Record: 1-2

Shooting By Period													
NO. Name	Min	FG M-A	3P M-A	FT M-A	Rebounds OR DR TOT	Fouls PF FD	TP	AS	TO	ST	Blocks BS BA	+/-	
5 Tyson Jackson	F 33:30	5-9	0-1	4-11	0 2 2	3 9	14	1	4	1	0	-21	
11 Simeon Kirkland	F 22:26	3-6	0-0	0-2	1 1 0	2 5	6	3	1	0	0	-12	
13 Jamond Vincent	G 14:41	0-2	0-1	0-0	0 0 0	0 0	1	1	0	0	0	-22	
20 Khalel Wilson-Rouse	G 33:02	7-15	5-9	2-2	1 7 8	2 2	21	2	3	1	0	-18	
23 Preston Murphy Jr.	G 30:18	1-4	0-2	0-0	1 1 1	1 0	2	3	2	0	0	-16	
0 Daniel Sackey	11:14	0-0	0-0	0-1	1 1 0	0 0	1	2	0	0	0	-18	
2 Kmani Doughty	19:41	4-8	1-2	0-0	1 3 4	2 1	9	1	4	1	1	-11	
3 D'Ante Bell	16:50	2-4	0-0	2-3	2 2 4	2 3	6	0	4	0	0	-11	
22 Darius Washington	03:37	0-0	0-0	0-0	0 1 1	1 0	0	0	0	0	0	-5	
4 Omarion Henry	03:16	0-0	0-0	0-0	0 0 0	0 0	0	1	0	0	0	-7	
12 Spencer Simes	02:28	0-0	0-0	0-0	0 0 0	0 0	1	0	0	0	0	-2	
10 Marquez Cooper	08:57	1-2	1-2	1-2	1 1 2	2 2	4	0	0	0	0	-2	
Team					3 1 4	0	0	0					
Totals		23-50	7-17	9-20	9 20 29	21 23	62	12	23	3	1	3	-29

Technical Fouls: NONE

LSU - 91

Record: 3-0

NO. Name	Min	Shooting By Period											
		FG M-A	3P M-A	FT M-A	Rebounds OR DR TOT	Fouls PF FD	TP	AS	TO	ST	Blocks BS BA	+/-	
5 Mwani Wilkinson	F 17:48	2-4	2-4	0-0	0 0 0	3 0	6	1	0	0	0	17	
12 KJ Williams	F 19:07	3-5	1-2	0-0	1 3 4	2 0	7	0	3	3	0	24	
13 Jalen Reed	F 20:51	3-3	0-0	2-4	2 4 6	4 3	8	0	1	1	0	10	
3 Justice Hill	G 26:08	4-9	3-5	1-2	1 1 2	1 2	12	5	2	3	0	32	
44 Adam Miller	G 22:42	2-8	1-7	2-2	0 2 2	1 2	7	1	1	1	0	17	
20 Derek Fountain	17:18	4-5	1-1	6-6	3 5 8	1 7	15	2	1	7	0	20	
0 Trae Hannibal	16:35	2-7	0-0	3-5	1 1 2	1 3	7	0	2	0	0	2	
11 Justice Williams	07:55	2-4	0-1	1-2	0 0 0	0 1	5	1	1	0	0	6	
4 Kendal Coleman	17:12	2-2	0-0	0-1	2 5 7	3 1	4	0	1	2	0	6	
1 Cam Hayes	16:21	5-7	3-5	0-0	0 0 0	1 0	13	3	1	0	1	0	13
34 Shawn Phillips	04:18	0-0	0-0	4-4	0 1 1	4 2	4	1	1	0	0	-3	
15 Tyrell Ward	10:24	1-3	1-2	0-0	0 0 0	2 0	3	0	0	0	0	1	
10 Brandon Egemo	01:07	0-0	0-0	0-0	0 1 1	0 0	0	0	0	0	0	0	
25 Adam Benhayoune	01:07	0-0	0-0	0-0	0 0 0	0 0	0	0	0	0	0	0	
30 Parker Edwards	01:07	0-1	0-1	0-0	0 0 0	0 0	0	0	0	0	0	0	
Team					2 1 3	0	0	0					
Totals		30-58	12-28	19-26	12 24 36	23 21	91	14	14	17	3	1 29	

Technical Fouls: NONE

	UNO	LSU
Biggest lead	4 (1 <sup>st</sup> 18:29)	34 (2 <sup>nd</sup> 6:07)
Best Scoring Run	7 (2 <sup>nd</sup> 2:53)	14 (1 <sup>st</sup> 5:15)
Lead Changes	1	0
Times Tied	1	0
Time with Lead	02:31	36:41
Points from Turnovers	7	22
Paint	26	32
Second Chance	13	14
Fast Breaks	4	15
Bench	19	51
Period by Period Scoring		
1st	25	37
2nd	62	62
3rd	47	44
4th	91	91



Official Basketball Box Score - Final  
Illinois St. at LSU  
11/21/22 John Gray Gymnasium, George Town, Cayman Islands  
2022-23 Men's Basketball

Game Time: 11:00 AM  
Game Duration: 2:06

Officials: Doug Shows, Eric Curry, Bobby Daw

Illinois St. - 61

Record: 2-3

NO. Name	Min	FG M-A	3P M-A	FT M-A	Rebounds OR DR TOT	Fouls PF FD	TP	AS	TO	ST	Blocks
----------	-----	-----------	-----------	-----------	-----------------------	----------------	----	----	----	----	--------

Box Scores



Official Basketball Box Score - Final  
LSU at Akron  
11/22/22 John Gray Gymnasium, George Town, Cayman Islands  
2022-23 Men's Basketball

Game Time: 1:30 PM  
Game Duration: 2:04

Officials: John Gaffney, Doug Shows, Matt Potter

LSU - 73

Record: 5-0

NO. Name	Min	FG M-A	3P M-A	FT M-A	Rebounds OR DR TOT	Fouls PF FD	TP	AS	TO	ST	Blocks BS BA	+/-
5 Mwani Wilkinson	F 10:13	1-1	0-0	0-0	1 1 2	3 0	2	1	0	0	0	9
12 KJ Williams	F 30:59	6-13	2-4	5-6	2 3 5	3 4	19	0	0	3	1	16
13 Jalen Reed	F 19:21	1-3	1-1	0-0	0 4 4	0 1	3	1	0	0	0	6
3 Justice Hill	G 25:43	5-11	0-3	4-4	0 2 2	2 2	14	3	0	0	0	1
44 Adam Miller	G 38:37	9-15	5-9	0-0	0 2 2	4 0	23	2	6	0	0	16
20 Derek Fountain	20:39	2-3	0-0	1-1	2 1 3	4 1	5	1	1	1	2	9
0 Trae Hannibal	22:57	0-1	0-0	0-0	0 5 5	2 1	0	3	1	2	0	8
1 Cam Hayes	16:31	1-3	1-1	4-5	0 1 1	2 4	7	3	1	1	0	5
4 Kendal Coleman	09:01	0-1	0-0	0-0	0 0 0	3 0	0	0	0	1	0	-1
15 Tyrell Ward	05:59	0-1	0-1	0-0	0 1 1	0 0	0	0	1	0	0	3
Team					3 3 6		0	1				
Totals		25-52	9-19	14-16	8 23 31	23 13	74	14	10	9	3	15

Technical Fouls:Miller 1<sup>st</sup>10:04Hill 2<sup>nd</sup>14:54Fountain 2<sup>nd</sup>2:42

Akron - 58

Record: 3-2

NO. Name	Min	FG M-A	3P M-A	FT M-A	Rebounds OR DR TOT	Fouls PF FD	TP	AS	TO	ST	Blocks BS BA	+/-
11 Sammy Hunter	F 27:09	4-14	3-11	2-2	1 0 1	0 1	13	0	0	1	0	-6
25 Enrique Freeman	F 34:00	1-6	0-0	1-4	5 5 10	1 6	3	2	1	0	1	-11
2 Greg Tribble	G 29:44	0-3	0-0	3-4	1 3 4	5 5	3	0	3	0	0	-8
4 Trendon Hankerson	G 22:11	0-2	0-1	2-2	1 2 3	2 4	1	2	1	0	0	-8
13 Xavier Castaneda	G 36:06	6-16	4-9	12-16	1 5 6	0 6	28	4	3	1	0	-3
1 Gavin Clarke	17:03	1-6	0-3	0-0	1 0 1	1 1	2	1	1	0	0	-20
34 Nate Johnson	20:20	0-2	0-0	0-0	5 2 7	0 0	0	0	2	0	0	-10
0 Amani Lyles	02:34	1-2	0-0	0-0	0 0 0	0 0	2	0	0	0	0	-9
5 Tavarri Johnson	10:53	1-3	1-1	2-2	0 0 0	3 1	5	0	2	2	0	0
Team					4 1 5		0	1				
Totals		14-54	8-25	22-30	19 17 36	14 21	58	8	14	4	1	3

Technical Fouls:Hankerson 1<sup>st</sup>10:04

	LSU	AKR	Points from		LSU	AKR	Period by Period Scoring			
Biggest lead	15 (2 <sup>nd</sup> 2:19)	8 (1 <sup>st</sup> 4:21)	Turnovers	13	14					
Best Scoring Run	6 (1 <sup>st</sup> 14:25)	8 (1 <sup>st</sup> 7:53)	Paint	22	10			1st	2nd	TOT
Lead Changes	8		Second Chance	8	9	LSU	33	40	73	
Times Tied	5		Fast Breaks	4	2					
Time with Lead	25:58	09:54	Bench	12	9	AKR	35	23	58	



Official Basketball Box Score - Final  
LSU at Kansas St.  
11/23/22 John Gray Gymnasium, George Town, Cayman Islands  
2022-23 Men's Basketball

Game Time: 7:30 PM  
Game Duration: 2:08  
Attendance: 2,400

Officials: Jeff Anderson, John Higgins, Doug Shows

LSU - 59

Record: 5-1

NO. Name	Min	FG M-A	3P M-A	FT M-A	Rebounds OR DR TOT	Fouls PF FD	TP	AS	TO	ST	Blocks BS BA	+/-
5 Mwani Wilkinson	F 11:58	1-2	1-1	0-0	0 3 3	4 0	3	0	2	1	0	8
12 KJ Williams	F 35:38	8-13	0-1	1-2	5 5 10	3 2	17	1	2	1	1	-1
13 Jalen Reed	F 23:31	2-3	0-1	2-2	0 0 0	3 4	6	2	3	0	1	3
3 Justice Hill	G 35:38	4-15	2-6	2-6	1 1 2	1 5	12	2	4	2	0	0
44 Adam Miller	G 29:56	4-12	2-8	1-2	0 2 2	3 1	11	1	1	0	0	-6
20 Derek Fountain	13:32	1-2	0-0	1-2	0 1 1	1 3	3	0	1	0	0	-4
0 Trae Hannibal	28:09	1-1	0-0	0-0	0 5 5	2 0	2	4	1	4	0	-8
1 Cam Hayes	12:45	1-2	1-1	0-0	0 2 2	2 0	3	0	3	0	0	-3
4 Kendal Coleman	04:22	0-1	0-0	0-0	1 1 2	0 0	0	0	0	0	1	-1
15 Tyrell Ward	04:31	1-2	0-1	0-0	2 0 2	1 0	2	0	0	1	0	2
Team					0 1 1		0	0				
Totals		23-53	6-19	7-14	9 21 30	22 15	59	10	17	9	3	-2

Technical Fouls:Miller 1<sup>st</sup>11:32

Kansas St. - 61

Record: 6-0

NO. Name	Min	FG M-A	3P M-A	FT M-A	Rebounds OR DR TOT	Fouls PF FD	TP	AS	TO	ST	Blocks BS BA	+/-
3 David N'Guessan	F 30:42	0-2	0-0	2-2	1 0 1	2 4	2	1	1	1	0	-1
11 Keyontae Johnson	F 26:37	4-7	1-1	7-8	1 3 4	4 6	16	0	1	0	0	-9
35 Nae'Owan Tomlin	F 29:18	0-4	0-1	0-0	2 1 3	3 2	0	2	1	1	0	0
1 Marquis Nowell	G 33:14	6-14	2-5	4-4	1 3 4	0 2	18	4	5	1	0	2
5 Cam Carter	G 24:37	3-9	0-3	0-0	0 7 7	3 3	6	1	4	1	0	1
4 Tykeel Greene	14:53	0-1	0-1	1-4	0 1 1	3 2	1	0	2	1	0	0
13 Desi Sills	33:10	6-9	1-3	3-3	0 1 1	0 2	16	5	2	0	0	1
23 Abayomi Iyola	06:38	1-1	0-0	0-0	0 4 4	1 0	2	0	1	1	0	-5
25 Ismael Massoud	00:51	0-1	0-1	0-0	0 0 0	0 0	0	0	0	0	0	-3
Team					3 2 5		0	0				
Totals		20-48	4-15	17-21	8 22 30	16 21	61	13	17	6	1	3

Technical Fouls:Johnson 1<sup>st</sup>14:46

	LSU	KSU							
Biggest lead	12 (1 <sup>st</sup> 5:35)	3 (2 <sup>nd</sup> 7:23)	Points from	LSU	KSU	Period by Period Scoring			
Best Scoring Run	8 (1 <sup>st</sup> 11:51)	11 (2 <sup>nd</sup> 7:23)	Turnovers	13	16		1st	2nd	TOT
			Paint	28	28				
Lead Changes	8		Second Chance	9	1	LSU	41	18	59
Times Tied	4		Fast Breaks	3	10				
Time with Lead	30:45	05:22	Bench	10	19	KSU	33	28	61



Official Basketball Box Score - Final  
Wofford at LSU  
11/27/22 Maravich Assembly Center, Baton Rouge  
2022-23 Men's Basketball

Game Time: 2:00 PM  
Game Duration: 2:00  
Attendance: 8,428

Officials: Tony Greene, Jeb Harbress, Hunter Allen

Wofford - 75

Record: 4-3

NO. Name	Min	FG M-A	3P M-A	FT M-A	Rebounds OR DR TOT	Fouls PF FD	TP	AS	TO	ST	Blocks BS BA	+/-
11 Amari Tice	F 24:17	1-4	1-4	0-0	2 5 7	2 0	3	0	3	0	0	6
25 Messiah Jones	F 25:32	2-4	0-1	1-2	1 3 4	4 4	5	2	1	2	0	0
33 B.J. Mack	C 31:10	7-14	2-7	2-2	3 6 9	4 2	18	4	2	1	1	0
1 Jackson Paveletzke	G 35:29	7-10	1-2	4-4	1 2 3	2 3	19	5	3	1	0	-1
10 Corey Tripp	G 34:13	5-9	3-5	1-1	1 1 2	2 1	14	1	3	0	0	1
14 Kyler Filwich	05:06	0-0	0-0	0-0	1 0 1	0 1	0	0	0	0	0	-8
12 Carson McCorkle	29:08	4-12	3-9	0-0	0 2 2	3 0	11	0	0	1	0	-1
0 Jackson Silvills	07:29	0-2	0-2	0-0	0 0 0	0 1	0	0	0	0	0	-5
13 Adam Silas	07:36	2-3	1-1	0-0	0 1 1	0 0	5	0	1	0	0	-10
Team					0 1 1		0	0				
Totals		28-58	11-31	8-9	9 21 30	17 12	75	12	13	5	1	2

Technical Fouls:Jones 2<sup>nd</sup>11:50

LSU - 78

Record: 6-1

NO. Name	Min	FG M-A	3P M-A	FT M-A	Rebounds OR DR TOT	Fouls PF FD	TP	AS	TO	ST	Blocks BS BA	+/-
5 Mwani Wilkinson	F 12:43	2-4	1-3	0-0	0 1 1	0 0	5	2	0	0	0	-9
12 KJ Williams	F 35:33	6-12	1-4	2-2	2 3 5	2 2	15	1	2	1	0	5
13 Jalen Reed	F 19:56	1-4	0-0	0-0	0 2 2	3 5	0	2	1	0	1	-11
3 Justice Hill	G 25:58	3-9	0-3	0-0	0 0 0	1 1	6	2	0	1	0	-15
44 Adam Miller	G 37:59	9-13	6-9	2-4	0 4 4	1 2	28	0	3	2	1	4
20 Derek Fountain	13:01	0-0	0-0	2-2	0 1 1	5 3	2	0	0	2	0	0
0 Trae Hannibal	29:18	4-6	0-0	4-4	1 3 4	1 3	12	2	2	0	0	11
1 Cam Hayes	14:06	1-3	0-0	1-2	0 1 1	1 1	3	2	0	1	1	0
4 Kendal Coleman	11:26	2-2	0-0	3-3	0 2 2	1 2	7	0	2	0	0	1
Team					0 2 3		0	0				
Totals		28-53	8-19	14-17	5 21 26	12 16	78	11	11	8	2	1

Technical Fouls:NONE

	WOF	LSU	Points from		WOF	LSU	Period by Period Scoring			
Biggest lead	5 (2 <sup>nd</sup> 4:26)	7 (1 <sup>st</sup> 4:23)	Turnovers	15	16		1st	2nd	TOT	
Best Scoring Run	10 (1 <sup>st</sup> 2:00)	10 (2 <sup>nd</sup> 19:50)	Paint	30	34	WOF	33	42	75	
Lead Changes	19		Second Chance	14	6		LSU	37	41	78
Times Tied	8		Fast Breaks	12	17					
Time with Lead	12:44	22:12	Bench	16	24					



Official Basketball Box Score - Final  
UT Arlington at LSU  
12/02/22 Maravich Assembly Center, Baton Rouge  
2022-23 Men's Basketball

Game Time: 7:00 PM  
Game Duration: 2:08  
Attendance: 5,145

Officials: Pat Adams, Byron Jarrett, Chris Ford

UT Arlington - 59

Record: 4-5

NO. Name	Min	FG M-A	3P M-A	FT M-A	Rebounds OR DR TOT	Fouls PF FD	TP	AS	TO	ST	Blocks BS BA	+/-
22 Sherman Wilson	F 23:04	3-4	0-0	1-2	1 5 6	3 2	7	0	2	1	0	-5
00 Aaron Cash	G 25:58	3-10	2-4	0-0	2 3 5	2 1	8	0	0	1	0	-13
1 Cherald Weaver	G 28:42	1-4	0-1	4-4	2 2 4	2 3	6	0	1	0	0	-14
4 Kyron Gibson	G 22:38	2-8	1-5	1-4	0 1 1	2 3	6	2	1	1	1	-1
55 Marion Humphrey	G 33:18	7-11	1-1	0-1	1 2 3	0 3	15	4	2	1	2	0
2 Brandon Walker	15:56	5-11	0-2	0-0	2 3 5	4 1	10	0	1	0	0	6
5 Brandon Talbot	21:20	1-8	1-5	0-0	0 3 3	0 0	3	1	1	2	0	-4
21 Pedro Castro	16:21	0-3	0-1	0-0	0 1 1	2 1	0	1	0	0	1	11
23 Dario Domingos	14:43	2-5	0-0	0-0	5 2 7	2 0	4	0	0	0	0	3
Team					1 0 1		0	0				
Totals		24-64	5-19	6-11	14 22 36	17 14	59	8	9	6	4	3

Technical Fouls:NONE

LSU - 63

Record: 7-1

Box Scores



Official Basketball Box Score - Final  
Wake Forest at LSU  
12/10/22 State Farm Arena, Atlanta  
2022-23 Men's Basketball

Game Time: 2:01 PM  
Game Duration: 1:57

Officials: Tony Greene, Steve Anderson, Mike Roberts

Wake Forest - 70

Record: 7-3

NO.	Name	Min	FG	3P	FT	Rebounds	Fouls	TP	AS	TO	ST	Blocks	+/-
			M-A	M-A	M-A	OR DR TOT	PF FD					BS BA	
11	Andrew Carr	F 16:36	2-2	0-0	1-1	0 2 2	5 2	5	0	4	0	1 0	18
25	Zach Keller	F 13:22	0-3	0-2	0-0	0 2 2	2 0	0	0	0	1	0 0	-12
1	Tyree Appleby	G 37:29	11-13	2-4	2-3	0 1 1	2 2	26	6	3	1	0 0	0
2	Cameron Hinkley	G 37:59	4-11	1-3	3-3	0 8 8	2 4	12	4	4	0	0 0	0
30	Damian Monsanto	G 22:43	2-10	2-10	0-0	0 1 1	0 0	6	1	1	1	0 0	-5
4	Dalvien Williams	24:14	1-5	0-3	2-2	0 1 1	0 1	4	0	1	1	0 0	-5
33	Matthew Marsh	24:07	6-6	0-0	1-4	1 10 11	1 4	13	0	0	1	0 0	12
10	Jao Ituka	02:31	1-2	0-0	0-0	1 1 2	0 2	2	0	0	0	0 1	-2
20	Davion Bradford	02:31	0-0	0-0	0-0	2 0 2	2 0	0	0	2	0	0 0	-2
34	Bobbi Klinton	18:28	1-3	0-2	0-0	2 1 3	1 0	2	0	0	0	0 0	-14
Team						2 2 4		0	0	0			
Totals			28-55	5-24	9-13	8 29 37	15 15	70	11	15	5	1 1	-2

Technical Fouls: NONE

Shooting By Period		
1st FG%	16-30	53.3%
3PT%	5-16	31.2%
FT%	4-7	57.1%
2nd FG%	12-25	48.0%
3PT%	0-8	0.0%
FT%	5-6	83.3%
GM FG%	28-55	50.9%
3PT%	5-24	20.8%
FT%	9-13	69.2%

Dead Ball Rebounds: 2, 0

LSU - 72

Record: 8-1

NO.	Name	Min	FG	3P	FT	Rebounds	Fouls	TP	AS	TO	ST	Blocks	+/-
			M-A	M-A	M-A	OR DR TOT	PF FD					BS BA	
15	Mwani Wilkinson	F 10:29	0-4	0-2	0-0	0 1 1	0 0	0	1	0	2	0 0	-9
12	KJ Williams	F 36:33	14-21	7-9	0-2	4 6 10	3 2	35	1	2	1	1 0	8
20	Derek Fountain	F 29:45	4-5	0-0	3-6	3 2 5	1 7	11	0	2	4	0 0	-13
3	Justice Hill	G 24:21	2-6	0-0	0-0	0 1 1	1 0	4	6	0	0	0 0	5
44	Adam Miller	G 36:36	1-10	1-6	0-0	0 0 0	1 1	0	3	1	2	0 0	-1
0	Trae Hannibal	04:20	0-2	0-0	0-0	0 0 0	1 0	0	0	0	0	0 0	-6
1	Cam Hayes	27:45	5-10	2-6	1-1	1 4 5	3 2	13	6	1	0	1 0	14
13	Jalen Reed	09:21	0-0	0-0	1-4	0 0 0	1 2	1	0	0	0	0 0	-8
4	Kendall Coleman	03:27	0-0	0-0	0-0	0 0 0	2 0	0	0	0	0	0 0	-6
11	Justice Williams	17:23	2-6	0-3	1-2	0 1 1	2 2	5	2	1	1	0 0	10
Team						1 5 6		0	0				
Totals			28-64	10-26	6-15	9 21 30	15 15	72	17	7	9	1 1	2

Technical Fouls: NONE

Shooting By Period		
1st FG%	13-33	39.4%
3PT%	4-9	44.4%
FT%	3-7	42.9%
2nd FG%	15-31	48.4%
3PT%	6-17	35.3%
FT%	3-8	37.5%
GM FG%	28-64	43.8%
3PT%	10-26	38.5%
FT%	6-15	40.0%

Dead Ball Rebounds: 7, 0

	WFU	LSU				
Biggest lead	20 (1 <sup>st</sup> 4:16)	5 (1 <sup>st</sup> 18:13)				
Best Scoring Run	17 (1 <sup>st</sup> 13:10)	11 (1 <sup>st</sup> 0:39)				
Lead Changes	8					
Times Tied	6					
Time with Lead	23:25	12:16				
			Points from	WFU	LSU	
			Turnovers	11	21	
			Paint	44	32	
			Second Chance	7	14	
			Fast Breaks	17	8	
			Bench	21	19	
			Period by Period Scoring			
				1st	2nd	TOT
			WFU	41	29	70
			LSU	33	39	72



Official Basketball Box Score - Final  
N.C. Central at LSU  
12/13/22 Maravich Assembly Center, Baton Rouge  
2022-23 Men's Basketball

Game Time: 6:00 PM  
Game Duration: 1:53  
Attendance: 6,212

Officials: Don Daly, Brian Dorsey, Wesley Ford

N.C. Central - 57

Record: 5-6

NO.	Name	Min	FG	3P	FT	Rebounds	Fouls	TP	AS	TO	ST	Blocks	+/-
			M-A	M-A	M-A	OR DR TOT	PF FD					BS BA	
2	Kris Monroe	F 16:07	2-4	1-2	0-0	0 2 2	5 0	5	0	1	0	0 0	6
35	Brendan Medley-Bacon	C 36:07	5-6	0-0	0-0	0 2 2	4 1	10	0	3	0	0 1	-7
5	Justin Wright	G 34:37	6-14	1-3	1-2	0 4 4	2 1	14	0	4	0	1 1	-9
11	Marque Maultsby	G 19:27	3-8	2-4	1-2	0 2 2	1 3	9	0	1	1	0 1	-2
21	Eric Boone	G 30:00	1-6	0-1	0-0	1 5 6	2 0	2	8	1	2	0 1	-8
44	Dan Oladapo	22:38	1-5	0-0	0-4	3 2 5	2 3	2	0	1	0	0 1	-22
0	Fred Cleveland Jr.	10:25	1-2	1-1	0-0	0 1 1	0 0	3	0	1	0	0 0	-2
1	Ja'Darius Harris	04:58	1-3	0-0	0-0	0 1 1	0 0	2	1	2	0	0 0	-1
23	Cameron Butler	02:49	0-0	0-0	0-0	0 0 0	0 0	0	0	0	0	0 0	0
52	Devon Butts	20:33	4-7	2-4	0-0	0 4 4	0 1	10	1	0	3	0 0	-8
24	Nicolas Fennell	02:19	0-0	0-0	0-0	0 2 2	1 0	0	0	0	1	0 0	2
Team						0 2 2		0	0				
Totals			24-55	7-15	2-8	4 27 31	17 9	57	10	14	7	1 5	-10

Technical Fouls: NONE

LSU - 67

Record: 9-1

NO.	Name	Min	FG	3P	FT	Rebounds	Fouls	TP	AS	TO	ST	Blocks	+/-
			M-A	M-A	M-A	OR DR TOT	PF FD					BS BA	
12	KJ Williams	F 31:07	7-13	1-3	3-3	3 9 12	2 2	18	2	2	1	2 0	8
20	Derek Fountain	F 30:27	6-9	0-0	5-9	7 7 14	2 8	17	1	0	1	2 0	11
1	Cam Hayes	G 28:25	6-10	2-5	0-0	0 7 7	0 1	14	2	1	2	0 0	13
3	Justice Hill	G 26:21	3-11	1-5	0-0	0 0 0	0 0	7	4	2	2	0 1	0
44	Adam Miller	G 27:56	0-10	0-8	1-2	0 1 1	3 1	1	2	3	0	0 0	10
11	Justice Williams	16:51	1-4	0-3	0-2	1 0 1	0 2	2	1	0	2	0 0	10
0	Trae Hannibal	16:44	1-3	0-1	2-2	1 1 2	0 2	4	4	3	0	0 0	1
4	Kendall Coleman	06:34	2-2	0-0	0-0	0 1 1	0 0	4	0	0	0	1 0	4
13	Jalen Reed	11:52	0-1	0-0	0-0	1 1 2	2 0	0	0	0	0	0 0	-3
5	Mwani Wilkinson	03:43	0-0	0-0	0-0	0 0 0	0 1	0	0	0	0	0 0	0
Team						2 3 5		0	0				
Totals			26-63	4-25	11-18	15 30 45	9 17	67	16	11	8	5 1	10

Technical Fouls: NONE

	NCC	LSU			
Biggest lead	3 (1st 17:24)	14 (1st 1:09)			
Best Scoring Run	7 (2nd 18:03)	9 (1st 3:52)			
Lead Changes	10	3			
Times Tied	5	1			
Time with Lead	03:53	31:09			
Points from					
Turnovers	14	9			
Paint	26	38			
Second Chance	5	18			
Fast Breaks	14	9			
Bench	17	10			
Period by Period Scoring					
	1st	2nd	TOT		
NCC	26	31	57		
LSU	40	27	67		



Official Basketball Box Score - Final  
Winthrop at LSU  
12/17/22 Maravich Assembly Center, Baton Rouge  
2022-23 Men's Basketball

Game Time: 6:00 PM  
Game Duration: 1:57  
Attendance: 9,067

Officials: Bart Lenox, Orlando Potts, Garrick Shannon

Winthrop - 81

Record: 5-7

NO.	Name	Min	FG	3P	FT	Rebounds	Fouls	TP	AS	TO	ST	Blocks	+/-
			M-A	M-A	M-A	OR DR TOT	PF FD					BS BA	
4	Kelton Tallford	F 37:23	11-15	0-0	1-2	2 5 7	1 4	23	1	0	0	2 1	-7
12	Cory Hightower	F 38:52	7-13	7-12	4-4	0 1 1	3 3	25	1	4	1	0 1	-8
0	Sin'Cere McMahon	G 33:18	7-12	3-7	1-0	0 4 4	1 1	18	6	1	2	0 1	-3
1	Toneari Lane	G 27:23	1-5	1-4	0-0	1 2 3	3 0	3	0	2	0	1 1	-2
11	Kasen Fleming	G 37:51	5-10	0-0	1-1	1 5 6	2 3	11	3	3	1	0 1	-8
5	Howard Fleming Jr.	20:11	0-5	0-3	1-4	0 3 3	5 2	1	2	1	1	1 1	-7
23	Michael Moore	02:37	0-0	0-0	0-0	0 0 0	0 0	0	0	0	0	0 0	-1
2	Xavier McKelvy	01:14	0-0	0-0	0-0	0 0 0	0 0	0	0	0	0	0 0	-4
10	Cameron Whiteside	01:11	0-0	0-0	0-0	0 0 0	0 0	0	0	0	0	0 0	0
Team						4 0 4		0	1				
Totals			31-60	11-26	8-12	8 20 28	15 13	81	13	12	5	4 6	-8

Technical Fouls: NONE

Shooting By Period		
1st FG%	15-31	48.4%
3PT%	5-17	29.4%
FT%	4-5	80%
2nd FG%	16-29	55.2%
3PT%	6-9	66.7%
FT%	4-7	57.1%
GM FG%	31-60	51.7%
3PT%	11-26	42.3%
FT%	8-12	66.7%

Dead Ball Rebounds: 2, 0

LSU - 89

Record: 10-1

NO.	Name	Min	FG	3P	FT	Rebounds	Fouls	TP	AS	TO	ST	Blocks	BS	BA
			M-A	M-A	M-A	OR DR TOT	PF FD							
12	KJ Williams	F 24:31	8-14	2-4	0-0	2 4 6	3 0	18	0	2	1	1	1	1
20	Derek Fountain	F 31:02	4-7	0-1	0-0	2 5 7	4 1	8	2	0	2	1	1	15
1	Cam Hayes	G 30:52	8-11	4-6	5-6	0 1 1	0 5	25	4	1	2	0	0	15
3	Justice Hill	G 26:29	3-7	3-5	0-0	1 2 3	1 1	9	3	1	0	1	0	-4
44	Adam Miller	G 32:12	5-15	2-10	2-2	0 3 3	1 1	14	3	2	0	1	1	6
13	Jalen Reed	11:58	1-1	0-0	0-0	1 2 3	0 1	2	0	2	1	0	0	-10
0	Trae Hannibal	20:42	2-2	0-0	0-1	1 2 3	2 4	4	6	0	0	0	0	6
4	Kendall Coleman	12:29	2-4	0-0	1-2	4 3 7	2 1	5	0	1	0	2	1	0
11	Justice Williams	09:45	2-3	0-1	0-1	0 0 0	0 1	4	1	1	0	0	0	1
Team						1 1 2	2 0			0				
Totals			35-64	11-27	8-12	12 23 35	13 15	89	19	10	6	6	4	8

Box Scores



Official Basketball Box Score - Final  
Arkansas at LSU  
12/28/22 Maravich Assembly Center, Baton Rouge  
2022-23 Men's Basketball

Game Time: 8:00 PM  
Game Duration: 2:09  
Attendance: 10,428

Officials: Joe Lindsay, Patrick Evans, Ron Groover

Arkansas - 57

Record: 12-1 (0-1)

NO.	Name	Min	FG	3P	FT	Rebounds	Fouls	TP	AS	TO	ST	Blocks	BS	BA	+/−
			M/A	M/A	M/A	OR DR TOT	PF	FD							
13	Jordan Walsh	F 32:03	6-14	1-8	0-0	3 6 9	4 1	13	0	2	2	2	1	1	1
15	Makhi Mitchell	F 35:54	3-5	0-0	2-3	2 10 12	3 5	8	1	1	0	3	1	-4	
0	Anthony Black	G 40:00	3-8	0-3	1-2	4 4 8	1 2	7	4	2	1	0	1	-3	
1	Ricky Council IV	G 40:00	5-19	1-5	2-5	4 2 6	1 4	13	0	2	3	0	0	-3	
4	Davonte Davis	G 39:52	7-18	2-8	0-0	0 6 6	1 1	16	2	1	2	0	0	-3	
20	Kamari Johnson	07:12	0-0	0-0	0-0	0 0 0	2 0	0	0	0	0	0	0	-3	
11	Jalen Graham	02:39	0-0	0-0	0-0	0 1 1	2 0	0	0	2	0	0	0	-4	
5	Joseph Pinion	02:20	0-1	0-1	0-0	0 0 0	0 0	0	0	0	0	0	0	-4	
Team						0 2 2			0	0					
Totals			24-65	4-25	5-10	13 31 44	14 13	57	7	10	8	5	3	-3	

Shooting By Period	1st FG%	2nd FG%	3rd FG%	FT%
1st FG%	9-33 27.3%			
3PT%	0-13 0.0%			
FT%	1-3 33.3%			
2nd FG%	15-32 46.9%			
3PT%	4-12 33.3%			
FT%	4-7 57.1%			
GM FG%	24-65 36.9%			
3PT%	4-25 16.0%			
FT%	5-10 50.0%			
Dead Ball Rebounds:	2 0			

Technical Fouls: NONE

LSU - 60

Record: 12-1 (1-0)

NO.	Name	Min	FG	3P	FT	Rebounds	Fouls	TP	AS	TO	ST	Blocks	BS	BA	+/−
			M/A	M/A	M/A	OR DR TOT	PF	FD							
12	KJ Williams	F 32:37	3-7	2-5	0-0	1 4 5	3 4	8	0	2	2	1	1	1	1
20	Derek Fountain	F 29:19	5-9	0-1	4-5	4 6 10	2 3	14	1	2	2	1	2	8	
1	Cam Hayes	G 27:13	2-7	0-3	0-0	0 5 5	0 0	4	3	0	1	0	0	-7	
3	Justice Hill	G 18:49	1-5	0-3	0-3	0 2 2	1 1	2	1	1	0	0	0	-6	
44	Adam Miller	G 29:03	2-9	1-3	2-2	0 4 4	1 3	7	2	1	0	0	1	-6	
0	Trae Hannibal	22:29	9-14	1-2	0-2	1 5 6	0 2	19	2	1	0	0	0	10	
13	Jalen Reed	10:41	0-5	0-0	0-0	1 1 2	3 3	1	0	0	0	0	0	-1	-5
4	Kendal Coleman	02:49	0-0	0-0	0-0	0 0 0	0 0	0	0	0	0	0	0	0	0
5	Mwani Wilkinson	10:47	1-1	0-0	0-0	0 0 0	2 0	2	0	1	0	1	0	9	
34	Shawn Phillips Jr.	04:34	0-1	0-0	0-0	1 0 1	0 0	0	0	0	0	0	0	2	
11	Justice Williams	11:39	2-4	0-0	0-0	0 0 0	1 0	4	0	2	1	0	0	9	
Team						1 3 4			0	0					
Totals			25-62	4-17	6-12	9 30 39	13 14	60	9	10	6	3	5	3	

Shooting By Period	1st FG%	2nd FG%	3PT%	FT%
1st FG%	10-34 29.4%			
3PT%	3-11 27.3%			
FT%	1-3 33.3%			
2nd FG%	15-28 53.6%			
3PT%	1-6 16.7%			
FT%	5-9 55.6%			
GM FG%	25-62 40.3%			
3PT%	4-17 23.5%			
FT%	6-12 50.0%			
Dead Ball Rebounds:	3 1			

Technical Fouls: NONE

	ARK	LSU
Biggest lead	6 (2 <sup>nd</sup> 10:21)	6 (1 <sup>st</sup> 0:17)
Best Scoring Run	6 (1 <sup>st</sup> 14:24)	8 (2 <sup>nd</sup> 7:06)
Lead Changes	7	
Times Tied	10	
Time with Lead	14:18	18:51

Points from	ARK	LSU
Turnovers	4	13
Paint	36	40
Second Chance	11	6
Fast Breaks	7	8
Bench	0	25

Period by Period Scoring			
	1st	2nd	TOT
ARK	19	38	57
LSU	24	36	60



Official Basketball Box Score - Final  
LSU at Kentucky  
01/03/23 Rupp Arena, Lexington  
2022-23 Men's Basketball

Game Time: 9:00 PM  
Game Duration: 2:11  
Attendance: 19,610

Officials: Doug Shows, Vladimir Voyarov-Tadai, Jeb Harness

LSU - 71

Record: 12-2 (1-1)

NO.	Name	Min	FG	3P	FT	Rebounds	Fouls	TP	AS	TO	ST	Blocks	BS	BA	+/−
			M/A	M/A	M/A	OR DR TOT	PF	FD							
12	KJ Williams	F 35:39	8-13	4-6	3-3	0 3 3	3 2	23	2	1	0	1	0	-1	
20	Derek Fountain	F 25:14	3-4	0-0	0-0	3 5 8	2 2	6	2	1	1	0	0	6	
1	Cam Hayes	G 31:43	3-5	2-4	3-3	0 0 0	2 1	11	2	1	0	0	0	4	
3	Justice Hill	G 12:43	0-3	0-1	0-0	0 1 1	0 0	0	0	1	0	0	0	-13	
44	Adam Miller	G 33:29	5-15	5-13	0-0	0 1 1	0 1	15	2	0	0	0	0	0	
0	Trae Hannibal	29:03	5-6	0-0	2-4	1 2 3	2 4	12	4	4	1	0	0	5	
42	Justice Williams	11:12	1-4	0-1	0-0	1 1 2	1 0	2	1	0	0	0	1	-4	
13	Jalen Reed	13:40	1-3	0-0	0-0	0 2 2	3 1	2	1	0	0	0	0	-6	
4	Kendal Coleman	02:27	0-0	0-0	0-0	0 0 0	1 0	0	0	0	0	0	0	-3	
34	Shawn Phillips Jr.	03:00	0-0	0-0	0-0	0 0 0	1 0	0	0	0	0	0	0	-2	
5	Mwani Wilkinson	01:50	0-0	0-0	0-0	0 0 0	0 0	0	0	1	0	1	0	-1	
Team						0 2 2			0	1					
Totals			26-53	11-25	8-10	5 17 22	15 11	74	15	9	3	1	3	-3	

Technical Fouls: NONE

Kentucky - 74

Record: 10-4 (1-1)

NO.	Name	Min	FG	3P	FT	Rebounds	Fouls	TP	AS	TO	ST	Blocks	BS	BA	+/−
			M/A	M/A	M/A	OR DR TOT	PF	FD							
0	Jacob Toppin	F 31:04	9-13	1-1	2-2	1 2 3	1 3	21	3	1	1	1	0	4	
24	Chris Livingston	F 28:40	1-5	1-4	2-2	0 1 1	1 1	5	1	0	0	0	0	0	
34	Oscar Tshiebewe	F 40:00	7-9	0-0	5-7	7 9 16	3 7	19	1	0	1	1	1	3	
2	Sahvir Wheeler	G 37:21	4-10	3-5	0-1	0 6 6	2 3	11	9	2	0	0	0	2	
22	Cason Wallace	G 40:00	6-13	2-7	0-0	3 3 1	2 0	14	1	0	0	0	0	3	
12	Antonio Reeves	13:59	0-1	0-1	2-2	0 0 0	1 1	2	0	0	0	0	0	-4	
4	Daimon Collins	08:56	1-3	0-0	0-0	1 0 1	2 0	2	0	0	0	1	0	-1	
Team						1 0 1			0	1					
Totals			28-54	7-18	11-14	10 21 31	11 15	74	18	6	2	3	1	3	

Technical Fouls: NONE

	LSU	UKY
Biggest lead	2 (1 <sup>st</sup> 11:36)	10 (2 <sup>nd</sup> 12:30)
Best Scoring Run	8 (2 <sup>nd</sup> 6:29)	7 (2 <sup>nd</sup> 17:54)
Lead Changes	6	
Times Tied	3	
Time with Lead	02:44	34:59

Points from	LSU	UKY
Turnovers	4	7
Paint	26	34
Second Chance	6	12
Fast Breaks	2	8
Bench	16	4

Period by Period Scoring			
	1st	2nd	TOT
LSU	38	33	71
UKY	42	32	74



Official Basketball Box Score - Final  
LSU at Texas A&M  
01/07/23 Reed Arena, Bryan-College Station  
2022-23 Men's Basketball

Game Time: 5:00 PM  
Game Duration: 2:06  
Attendance: 9,319

Officials: Joe Lindsay, Mike Nance, Rob Rorko

LSU - 56

Record: 12-3 (1-2)

NO.	Name	Min	FG	3P	FT	Rebounds	Fouls	TP	AS	TO	ST	Blocks	BS	BA	+/−
			M/A	M/A	M/A	OR DR TOT	PF	FD							
12	KJ Williams	F 37:23	2-6	0-2	6-6	2 6 8	2 3	10	2	0	2	1	0	-8	
20	Derek Fountain	F 21:01	1-3	0-0	0-0	1 2 3	5 3	2	1	1	1	0	0	-8	
0	Trae Hannibal	G 23:47	2-9	0-0	0-0	5-9	1 4 5	3 6	9	4	3	2	0	1	
1	Cam Hayes	G 25:12	4-11	1-5	1-1	0 2 2	1 1	10	0	1	0	0	0	-12	
44	Adam Miller	G 34:00	5-10	5-8	1-2	0 1 1	1 2	16	1	1	1	0	0	-11	
3	Justice Hill	29:32	2-4	2-4	0-0	1 0 1	1 0	6	2	5	5	0	0	-13	
4	Kendal Coleman	07:54	0-1	0-0	0-0	1 2 3	1 1	0	0	0	0	1	0	-2	
11	Justice Williams	10:38	1-3	1-3	0-0	0 0 0	1 0	3	1	0	0	0	0	-3	
13	Jalen Reed	09:51	0-2	0-0	0-0	1 1 2	1 1	0	0	1	0	1	0	-7	
34	Shawn Phillips Jr.	00:42	0-0	0-0	0-0	0 0 0	0 0	0	0	0	0	0	0	-2	
Team						1 1 2			0	3					
Totals			17-49	9-22	13-18	8 19 27	16 17	56	11	15	11	3	1	-13	

Shooting By Period	1st FG%	2nd FG%	3PT%	FT%
1st FG%	8-28 28.6%			
3PT%	4-14 28.6%			
FT%	3-3 100%			
2nd FG%	9-21 42.9%			
3PT%	5-8 62.5%			
FT%	10-15 66.7%			
GM FG%	17-49 34.7%			
3PT%	9-22 40.9%			
FT%	13-18 72.2%			
Dead Ball Rebounds:	3 0			

Technical Fouls: NONE

Texas A&M - 69

Record: 10-5 (2-0)

NO.	Name	Min	FG M/A	3P M/A	FT M/A	Rebounds OR DR TOT	Fouls PF	TP	AS	TO	ST	Blocks BS	BA	+/-
15	Henry Coleman III	F 31:38	3-9	0-0	1-2	2 4 6	2 2	7	0	2	2	0	2	8
34	Julius Marble	F 30:22	7-12	0-1	3-5	3 6 9	3 5	17	0	1	0	1	0	9
0	Dexter Dennis	G 28:17	6-8	2-4	3-4	2 4 6	3 2	17	1	2	3	0	0	13
4	Wade Taylor IV	G 34:57	4-10	1-4	4-4	0 2 2	4 3	13	6	4	0	0	0	16
23	Tyrece Radford	G 31:44	6-10	1-3	1-2	3 2 5	1 1	14	1	2	0	0	0	11
11	Andersson Garcia	11:24	0-0	0-0	0-0	0 2 2	1 1	0	1	2	0	0	0	6
20	Andre Gordon	16:17	0-2	0-1	0-0	0 2 2	0 1	0	3	0	0	0	0	1
2	Hayden Hefner	09:18	0-3	0-3	1-2	0 0 0	1 1	1	0	0	0	0	0	0
13	Solomon Washington	05:32	0-0	0-0	0-0	1 1 1	1 0	0	0	0	1	0	0	3
1	Khalen Robinson	00:31	0-0	0-0	0-0	0 0 0	1 0	0	0	0	0	0	0	-2
Team						2 3 5	0	0	0	0	0	0	0	0
Totals			26:54	4-16	13-19	12 26 38	17 16	69	12	13	6	1	3	13



Box Scores



Official Basketball Box Score - Final

LSU at Alabama  
01/14/23 Coleman Coliseum, Tuscaloosa  
2022-23 Men's Basketball

Game Time: 3:00 PM

Game Duration: 2:03

Attendance: 13,474

Officials: Bart Lenox, Patrick Evans, Brian Dorsey

LSU - 66		Record: 12-5 (1-4)											
NO.	Name	Min	FG M-A	3P M-A	FT M-A	Rebounds OR DR TOT	Fouls PF FD	TP	AS	TO	ST	Blocks BS BA	+/-
12	KJ Williams	F 17:51	4-12	2-3	0-0	2 0 1	4 0	10	0	2	0	0	-26
20	Derek Fountain	F 21:08	0-9	0-4	9-10	2 0 2	1 7	9	0	3	1	0	-22
0	Trae Hannibal	G 16:16	1-2	0-0	0-0	2 4 6	1 2	2	3	0	0	0	-23
3	Justice Hill	G 18:19	1-7	1-5	0-0	0 2 2	0 0	3	0	1	0	0	-19
44	Adam Miller	G 30:52	2-5	2-2	3-5	0 4 4	3 4	9	1	1	0	0	-26
13	Jalen Reed	17:34	2-4	0-1	1-4	3 4 7	2 2	5	0	2	0	0	-16
1	Cam Hayes	20:23	4-6	2-3	0-0	0 1 1	2 0	10	2	0	0	0	-21
4	Kendal Coleman	10:01	1-4	0-0	3-4	1 2 3	3 2	5	0	0	0	0	-3
11	Justice Williams	19:55	1-4	1-1	6-6	0 0 1	1 4	9	5	1	0	0	-20
15	Tyrell Ward	14:15	1-6	0-2	0-0	1 1 2	0 0	2	1	0	2	0	-11
34	Shawn Phillips Jr.	13:26	1-2	0-0	0-0	1 3 4	1 0	2	0	1	1	0	-13
Team						3 2 5		0	0				
Totals			18-61	8-21	22-29	14 24 38	18 21	66	12	11	4	0 7	-40

Technical Fouls: NONE

Alabama - 106				Record: 15-2 (5-0)									
NO. Name	Min	FG M-A	3P M-A	FT M-A	Rebounds OR DR TOT	Fouls PF FD	TP	AS	TO	ST	Blocks BS BA	+/-	
15 Noah Clowney	F 20:37	2-7	0-5	0-0	4 4 8	2 2	4	0	1	0	1	15	
24 Brandon Miller	F 24:03	11-16	7-11	2-2	1 8 9	2 4	31	1	1	0	0	38	
14 Charles Bediako	C 14:39	1-1	0-0	1-1	1 2 3	1 2	2	1	1	2	0	17	
0 Jaden Bradley	G 20:52	2-4	1-1	2-2	0 1 1	2 1	7	6	2	0	0	32	
1 Mark Sears	G 23:21	4-9	2-7	2-2	0 5 5	2 3	12	1	1	3	0	29	
3 Rylan Griffen	20:37	4-12	2-8	2-2	3 3 6	1 1	12	1	1	1	0	7	
4 Noah Gurley	15:38	2-7	2-6	2-2	2 3 5	2 1	8	1	1	0	1	16	
5 Jahvon Quinerly	16:14	4-8	4-8	0-0	1 1 2	0 0	12	4	0	0	0	19	
10 Dom Welch	18:48	1-5	1-5	2-2	1 2 3	1 1	5	1	0	1	2	22	
23 Nick Pringle	18:38	3-3	0-0	4-7	6 1 7	4 4	10	1	0	0	1	11	
12 Delaney Heard	02:11	0-1	0-1	0-0	0 0 0	0 0	0	0	0	0	0	-2	
30 Adam Cottrell	02:11	1-1	1-1	0-0	0 0 0	0 0	3	0	0	0	0	-2	
34 Jaden Quinerly	02:11	0-2	0-1	0-0	0 0 0	0 0	1	0	1	1	0	-2	
Team					1 3 4		0	0					
Totals		35-76	20-54	16-20	20 32 52	21 18	106	19	8	7	7 0	40	

Technical Fouls: NONE

LSU		BMA	
Biggest lead	0 (1 <sup>st</sup> 20:00)	45 (2 <sup>nd</sup> 1:39)	
Best Scoring Run	7 (2 <sup>nd</sup> 12:14)	13 (1 <sup>st</sup> 5:15)	
Lead Changes	0		
Times Tied	1		
Time with Lead	00:00	39:19	

Points from	LSU	BMA
Turnovers	2	19
Paint	18	30
Second Chance	8	32
Fast Breaks	8	15
Bench	33	50

Period by Period Scoring	1st	2nd	TOT
LSU	22	44	66
BMA	59	47	106



Official Basketball Box Score - Final

Tennessee at LSU  
01/21/23 Maravich Assembly Center, Baton Rouge  
2022-23 Men's Basketball

Game Time: 3:00 PM

Game Duration: 1:55

Attendance: 10,462

Officials: Joe Lindsay, Okenda Potts, Owen Shott

Tennessee - 77		Record: 16-3 (6-1)											
NO. Name	Min	FG M-A	3P M-A	FT M-A	Rebounds OR DR TOT	Fouls PF FO	TP	AS	TO	ST	Blocks BS BA	+/-	
2 Julian Phillips	F 23:10	2-6	2-3	4-4	1 3 4	4 3	10	1	1	2	0 0	15	
13 Olivier Nkamhoua	F 16:47	1-4	0-1	0-0	1 2 3	4 1	2	0	0	1	0 0	-10	
5 Zakai Zeigler	G 37:15	5-12	2-8	0-0	0 2 2	0 2	12	10	1	2	2 0	27	
25 Santiago Vescovi	G 30:58	2-7	2-7	0-0	2 2 0	0 1	6	3	0	0	0 0	22	
30 Josiah-Jordan James	G 30:45	9-16	4-6	0-0	2 5 7	3 3	22	1	2	3	0 0	22	
0 Jonas Aido	20:07	3-5	0-1	2-2	5 2 7	2 2	8	0	1	0	1 0	26	
4 Tyreke Key	17:44	4-10	2-5	0-0	4 3 7	2 0	10	0	0	1	0 0	4	
11 Tobe Awaka	12:21	2-3	0-0	0-0	0 0 0	0 3	4	0	0	0	0 0	0	
15 Jahmai Mashack	10:53	1-2	0-1	1-2	1 1 2	1 2	3	0	0	0	0 0	-5	
Team					0 0 0		0	2					
Totals		29-65	12-32	7-8	14 20 34	17 16	77	15	8	4	4 0	21	

Technical Fouls: NONE

LSU - 56												
Record: 12-7 (1-6)												
NO. Name	Min	FG M-A	3P M-A	FT M-A	Rebounds OR DR TOT	Fouls PF FD	TP	AS	TO	ST	Blocks BS BA	+/-
12 KJ Williams	F 28:58	7-16	2-6	0-1	1 3 4	2 3	16	0	1	0	0	-21
20 Derek Fountain	F 20:22	2-3	0-0	2-2	2 1 3	3 6	0	3	0	0	0	-8
1 Cam Hayes	G 26:14	1-5	1-5	0-0	0 0 3	2 3	2	3	0	0	0	-9
11 Justice Williams	G 35:06	1-3	1-1	2-2	0 2 2	0 1	5	4	2	1	0	-14
44 Adam Miller	G 28:53	1-5	0-3	1-1	0 2 2	3 1	3	0	6	0	0	-15
0 Trae Hannibal	24:52	5-6	0-0	0-0	0 3 3	4 0	10	0	4	1	0	-18
13 Jalen Reed	22:01	3-5	0-1	3-7	2 3 5	1 4	9	0	3	0	0	-19
4 Kendal Coleman	09:42	1-1	0-0	2-4	1 1 2	1 3	4	0	0	0	0	0
34 Shawn Phillips Jr.	03:52	0-0	0-0	0-0	0 0 0	0 0	0	0	0	0	0	-1
Team					1 4 5		0	0				
Totals		21-44	4-16	10-17	7 22 29	16 17	56	8	19	2	0 4	-21

Technical Fouls: NONE

TEN		LSU	
Biggest lead	27 (2 <sup>nd</sup> 11:38)	2 (1 <sup>st</sup> 19:20)	
Best Scoring Run	10 (1 <sup>st</sup> 1:20)	6 (2 <sup>nd</sup> 9:32)	
Lead Changes	5		
Times Tied	0		
Time with Lead	36:59	02:21	

Points from	TEN	LSU
Turnovers	33	7
Paint	30	32
Second Chance	20	12
Fast Breaks	10	1
Bench	25	23

Period by Period Scoring	1st	2nd	TOT
TEN	39	38	77
LSU	22	34	56



Official Basketball Box Score - Final

Auburn at LSU  
01/19/23 Maravich Assembly Center, Baton Rouge  
2022-23 Men's Basketball

Game Time: 6:00 PM

Game Duration: 1:58

Attendance: 9,967

Officials: Doug Shows, Steven Anderson, Courtney Green

Auburn - 67													Record: 15-3 (5-1)												
NO.	Name	Min	FG M-A	3P M-A	FT M-A	Rebounds OR DR TOT	Fouls PF FD	TP	AS	TO	ST	Blocks BS BA	+/-												
2	Jaylin Williams	F 32:44	6-13	1-4	1-1	3 4 7	2 1	14	2	2	0	3 0	14												
4	Jhoni Broome	F 22:41	2-5	0-0	0-2	1 5 6	3 3 4	0	3	2	2	0 5													
1	Wendell Green Jr.	G 29:12	5-14	1-6	3-3	0 4 4	0 3 14	4	0	3	2	0 2	13												
12	Zep Jasper	G 18:05	2-4	1-2	0-0	2 0 2	0 0 5	1	1	0	0	0 0	4												
22	Allen Flanigan	G 23:27	3-6	2-3	0-0	0 7 7	5 0 8	0	1	1	0	0 1	10												
0	K.D. Johnson	21:55	2-7	2-4	2-2	0 1 1	1 1 8	1	0	2	0	2 0	14												
44	Dylan Cardwell	17:19	2-3	0-1	0-2	3 4 7	3 2 4	2	0	0	2	0 2	13												
21	Yohan Traore	07:16	1-2	0-1	0-0	0 0 0	0 0 2	0	1	0	0	0 0	4												
3	Tre Donaldson	10:48	0-1	0-1	0-0	0 4 4	0 2 0	0	1	0	1	0 0	5												
24	Lior Berman	16:33	3-4	1-2	1-1	1 0 1	2 1 8	0	0	0	0	0 0	8												
Team						1 1 2		0	2																
Totals		26:59	8-24	7-11	11 30 41	16 13	67	11	10	8	7 5	18													

Shooting By Period		
1 <sup>st</sup> FG%	12-25	48.0%
3PT%	5-11	45.5%
FT%	3-7	42.9%
2 <sup>nd</sup> FG%	14-34	41.2%
3PT%	5-13	38.5%
FT%	4-4	100%
GM FG%	26-59	44.1%
3PT%	8-24	33.3%
FT%	7-11	63.6%
Dead Ball Rebounds: 2		

Technical Fouls: NONE

LSU - 49												
Record: 12-6 (1-5)												
NO. Name	Min	FG M-A	3P M-A	FT M-A	Rebounds OR DR TOT	Fouls PF FD	TP	AS	TO	ST	Blocks BS BA	+/-
12 KJ Williams	F 35:32	7-15	2-5	0-1	3 5 8	0 2	16	0	3	2	2 -12	1st FG%: 7-27 25.9%
20 Derek Fountain	F 25:47	1-6	0-1	0-0	4 1 5	2 1	2	0	2	1 2 -17	3PT%: 2-11 18.2%	
1 Cam Hayes	G 26:25	1-6	0-3	0-0	0 3 3	0 0	2	2	0	0 0 -13	FT%: 5-7 71.4%	
11 Justice Williams	G 31:33	3-7	1-1	0-0	1 5 6	3 1	7	1	1	0 0 -14	2nd FG%: 10-31 32.3%	
44 Adam Miller	G 36:34	2-11	1-8	0-0	1 2 3	3 1	5	3	4	1 0 -17	3PT%: 2-9 22.2%	
0 Trae Hannibal	23:26	3-11	0-10	1-2	1 1 2	2 8	16	1	1	0 0 -16	FT%: 6-10 60.0%	
4 Kendal Coleman	05:40	0-0	0-0	1-2	0 1 1	1 1	1	0	0	0 0 -1	GM FG%: 17-58 29.3%	
15 Tyrell Ward	03:21	0-1	0-1	0-0	0 0 0	0 0	0	0	0	0 0 -6	3PT%: 4-20 20.0%	
13 Jalen Reed	08:46	0-1	0-0	0-2	1 4 5	1 2	0	0	0	1 0 -1	FT%: 11-17 64.7%	
34 Shawn Phillips Jr.	02:56	0-0	0-0	0-0	0 0 0	0 0	0	0	0	0 0 -3	Dead Ball Rebounds: 3	
Team					3 2 5		0	0				
Totals		17-58	4-20	11-17	14 24 38	13 16	49	7	11	5	7 -18	

Box Scores



Official Basketball Box Score - Final  
Texas Tech at LSU  
01/28/23 Maravich Assembly Center, Baton Rouge  
2022-23 Men's Basketball

Game Time: 1:00 PM  
Game Duration: 2:09  
Attendance: 9,939

Officials: Doug Shows, Owen Shortt, Brian Dorsey

Texas Tech - 76					Record: 11-10										
NO.	Name	Min	FG M/A	3P M/A	FT M/A	Rebounds OR DR TOT	Fouls PF FD	TP	AS	TO	ST	Blocks BS BA	+/-		
0	Kevin Obanor	F 36:09	8-15	3-6	3-5	1 3 4	2 3 5	22	0	1	0	1	3	2	
12	Daniel Batcho	F 32:31	2-8	0-0	4-4	4 3 7	1 5 8	2	1	1	1	2	0	0	
20	Jaylon Tyson	G 22:02	1-4	0-0	2-4	2 5 7	2 2 4	1	2	2	2	0	0	-5	
23	De'Von Harmon	G 34:05	5-10	2-2	2-2	1 3 4	2 1 14	8	2	0	0	0	1	6	
24	Kerwin Walton	G 21:33	6-7	5-6	0-0	1 0 1	3 0 17	0	1	0	0	0	0	0	
1	Lamar Washington	05:55	0-1	0-1	0-0	0 0 0	2 0 0	0	1	1	0	0	0	2	
4	Robert Jennings	06:21	0-1	0-0	0-0	2 0 2	1 1 0	0	0	1	1	1	0	3	
5	KJ Allen	06:19	0-1	0-1	1-2	0 1 1	1 1 1	1	1	0	2	0	0	12	
3	D'Maurian Williams	13:15	1-2	1-1	2-2	0 0 0	2 1 5	1	0	1	0	0	0	14	
22	Elijah Fisher	21:50	2-5	0-1	1-2	3 6 9	1 2 5	0	1	2	1	0	6		
Team						0	1	0	1						
Totals		25-54	11-18	15-21	15	21	36	17	16	76	14	11	9	5	-8
Technical Fouls: NONE															

Shooting By Period		
1st FG%	13-25	52.0%
3PT%	7-11	63.6%
FT%	8-10	80%
2nd FG%	12-29	41.4%
3PT%	4-7	57.1%
FT%	7-11	63.6%
GM FG%	25-54	46.3%
3PT%	11-18	61.1%
FT%	15-21	71.4%
Dead Ball Rebounds: 3, 1		

LSU - 68			Record: 12-9															
NO. Name	Min	FG M-A	3P M-A	FT M-A	Rebounds OR DR TOT	Fouls PF FD	TP	AS	TO	ST	Blocks BS BA	+/-						
12 KJ Williams	F 33:55	5-18	2-5	2-3	4 5 9	4 4 14	1	0	1	2	2	-1						
20 Derek Fountain	F 22:27	3-5	0-1	4-4	3 3 6	3 5 10	0	0	0	1	0	-2						
11 Justice Williams	G 25:52	4-9	1-4	0-0	0 2 2	2 0 9	1	2	1	0	1	1						
44 Adam Miller	G 31:10	1-8	0-4	0-0	0 3 2	5 1 1	2	4	2	1	0	-1						
0 Trae Hannibal	G 34:11	6-12	5-10	3-4	1 2 3	4 1 20	1	2	2	0	1	-4						
3 Justice Hill	19:57	2-3	0-0	3-4	1 1 2	1 3 7	1	1	1	1	0	-13						
4 Kendall Coleman	08:50	1-3	1-2	0-0	0 0 0	0 0 0	3	1	2	0	0	-8						
13 Jalen Reed	08:59	0-1	0-0	0-0	1 0 1	0 0 0	0	1	0	0	0	-16						
Team	14:39	0-0	0-0	3-4	2 1 3	1 3 3	0	0	1	0	1	0						
Totals					22-59	9-26	15-19	17	17	34	16	17	68	10	6	4	5	-8
Technical Fouls: NONE																		

Shooting By Period		
1st FG%	12-28	42.9%
3PT%	6-13	46.2%
FT%	3-6	50%
2nd FG%	10-31	32.3%
3PT%	3-13	23.1%
FT%	12-13	92.3%
GM FG%	22-59	37.3%
3PT%	9-26	34.6%
FT%	15-19	78.9%
Dead Ball Rebounds: 2, 0		

		TTU	LSU
Biggest lead	11 (1st 9:33)	5 (2nd 8:59)	
Best Scoring Run	9 (1st 12:40)	10 (2nd 8:59)	
Lead Changes	12		
Times Tied	4		
Time with Lead	32:04	05:15	
		Points from Turnovers	18 17
		Paint	26 24
		Second Chance	14 20
		Fast Breaks	13 11
		Bench	11 13
		Period by Period Scoring	
		1st 2nd TOT	41 35 76
		LSU	33 35 68



Official Basketball Box Score - Final  
Alabama at LSU  
02/04/23 Maravich Assembly Center, Baton Rouge  
2022-23 Men's Basketball

Game Time: 3:00 PM  
Game Duration: 2:02  
Attendance: 9,662

Officials: Pat Adams, Rob Rourke, Jason Bak

Alabama - 79			Record: 20-3 (10-0)												
NO.	Name	Min	FG M-A	3P M-A	FT M-A	Rebounds OR DR TOT	Fouls PF FD	TP	AS	TO	ST	Blocks BS BA	+/-		
15	Noah Clowney	F 31:34	6-9	2-4	0-0	2 4 6	3 3 14	1	1	1	1	3	0	9	
24	Brandon Miller	F 30:33	3-11	1-4	4-5	1 9 10	4 5 11	4	0	1	1	2	6		
14	Charles Bediako	C 17:47	4-5	0-0	0-0	0 3 3	2 1 8	0	1	0	0	0	0	-1	
0	Jaden Bradley	G 15:06	0-3	0-2	2-2	0 4 4	2 1 2	2	2	1	0	0	1	-5	
1	Mark Sears	G 32:54	3-8	3-5	4-4	0 2 2	2 4 13	3	0	0	1	1	2	2	
5	Jahvon Quinerly	26:09	1-5	0-2	2-2	0 0 0	1 1 4	6	2	0	0	0	2	10	
4	Noah Gurley	06:12	0-0	0-0	0-0	0 2 2	1 0 0	0	0	1	0	0	0	7	
25	Nimari Burnett	21:18	4-10	3-7	2-2	1 2 3	3 1 13	3	0	0	0	0	1	17	
3	Rylan Griffen	16:28	5-7	4-5	0-0	0 2 2	0 0 0	14	0	2	1	0	0	3	
23	Nick Pringle	01:59	0-0	0-0	0-0	0 0 0	0 0 0	0	0	0	0	0	0	2	
Team						0	3	3	0	1					
Totals		26-58	13-29	14-15	4	31	35	19	16	79	19	9	4	5	10
Technical Fouls: Coach 1st 7-29															

Shooting By Period		
1st FG%	16-30	53.3%
3PT%	6-13	46.2%
FT%	6-6	100%
2nd FG%	10-28	35.7%
3PT%	7-16	43.8%
FT%	8-9	88.9%
GM FG%	26-58	44.8%
3PT%	13-29	44.8%
FT%	14-15	93.3%
Dead Ball Rebounds: 2, 0		

LSU - 69		Record: 12-11 (1-9)															
NO.	NAME	Min	FG	3P	FT	Rebounds	Fouls	TP	AS	TO	ST	Blocks	+/-				
			M/A	M/A	M/A	OR	DR	TOT	P/F	F/D		BS	BA				
12	KJ Williams	34:25	2-9	0-2	4-6	2	6	8	1	4	8	0	3	2	3	0	-2
15	Tyrell Ward	F 20:18	0-3	0-2	2-4	0	0	1	1	1	2	2	1	0	1	0	-1
20	Derek Fountain	F 35:24	6-9	2-3	12-15	3	4	7	2	9	26	2	0	0	4	1	-4
11	Justice Williams	G 28:07	2-8	0-2	0-0	0	2	2	1	0	4	4	2	0	0	0	2
44	Adam Miller	G 29:12	1-9	1-5	2-2	2	2	4	3	0	5	0	0	3	0	1	-5
1	Cam Hayes	27:55	4-14	3-10	4-4	4	1	7	8	4	2	15	1	2	0	1	-2
3	Justice Hill	14:28	2-8	1-3	0-0	0	1	1	1	0	5	1	0	0	0	0	-16
13	Jalen Reed	04:36	0-0	0-0	0-0	0	0	0	0	2	1	0	0	0	0	0	-6
34	Shawn Phillips Jr.	05:35	2-2	0-0	0-0	1	0	1	1	0	4	0	0	1	0	0	-8
Team						4	4	8	0	0	1						
Totals		19-62	7-27	24-31	13	27	40	16	18	69	11	8	7	8	5	-10	
Technical Fouls: NONE																	

	ALA	LSU	Points from	ALA	LSU	Period by Period Scoring			
Biggest lead	12 (2 <sup>nd</sup> 7:20)	4 (1 <sup>st</sup> 16:22)	Turnovers	3	7		1st	2nd	TOT
Best Scoring Run	8(1 <sup>st</sup> 11:13)	6(2 <sup>nd</sup> 0:56)	Paint	24	22	ALA	44	35	79
Lead Changes	4		Second Chance	4	6		LSU	37	32
Times Tied	2		Fast Breaks	7	5				
Time with Lead	35:07	02:42	Bench	31	24				

Box Scores



Official Basketball Box Score - Final  
Texas A&M at LSU  
02/11/23 Maravich Assembly Center, Baton Rouge  
2022-23 Men's Basketball

Game Time: 7:30 PM  
Game Duration: 2:05  
Attendance: 10,328

Texas A&M - 74

Record: 19-7 (10-2)

Officials: Steven Anderson, Doug Shows, Vladimir Voyard-Tadai

NO.	Name	Min	FG M-A	3P M-A	FT M-A	Rebounds OR DR TOT	Fouls PF FD	TP	AS	TO	ST	Blocks BS BA	+/-
15	Henry Coleman III	F 32:44	3-7	0-0	2-2	2 2 4	0 2 8	0	0	0	1	0	0 3
34	Julius Mabe	F 13:27	0-2	0-0	0-0	0 2 2	3 1 0	0	0	0	0	0	0 8
0	Dexter Dennis	G 31:39	4-9	3-5	2-2	1 1 2	1 1 13	2	1	1	0	2	9
4	Wade Taylor IV	G 29:18	6-11	5-8	6-6	0 1 1	2 6 23	4	1	1	1	0	1 4
23	Tyrece Radford	G 33:41	2-5	0-1	8-12	2 4 6	2 6 12	2	4	0	1	1	17
11	Andersson Garcia	23:37	1-1	0-0	4-5	1 7 8	2 3 6	1	0	0	0	0	2
20	Andre Gordon	14:53	1-2	0-1	0-0	0 2 2	2 0 2	0	0	0	0	0	3
2	Hayden Hefner	10:25	1-3	0-1	2-3	0 0 0	1 2 4	0	1	0	0	0	9
13	Solomon Washington	09:58	2-2	0-0	2-2	1 1 2	2 2 6	0	0	1	1	0	8
1	Khalen Robinson	00:18	0-0	0-0	0-0	0 0 0	0 0 0	0	0	0	0	0	-3
Team						0 0 0	0 0 0	0	0	0	0	0	
Totals			20-42	8-16	26-32	7 20 27	15 23 74	9	7	4	2	4	12

Technical Fouls: NONE

LSU - 62

Record: 12-13 (1-11)

Shooting By Period
1st FG% 6-23 26.1%
3PT% 3-14 21.4%
FT% 2-4 50%
2nd FG% 16-30 53.3%
3PT% 7-15 46.7%
FT% 6-9 66.7%
GM FG% 22-53 41.5%
3PT% 10-29 34.5%
FT% 8-13 61.5%
Dead Ball Rebounds: 4.0

NO.	Name	Min	FG M-A	3P M-A	FT M-A	Rebounds OR DR TOT	Fouls PF FD	TP	AS	TO	ST	Blocks BS BA	+/-
12	KJ Williams	F 32:17	2-5	1-3	0-0	0 3 3	2 1 5	0	1	1	0	0	-14
15	Tyrell Ward	F 30:01	5-9	2-5	3-4	2 1 3	4 3 15	0	2	1	1	0	-5
20	Derek Fountain	F 28:07	2-5	0-1	0-0	2 1 3	4 3 4	2	0	0	0	0	-6
3	Justice Hill	G 21:26	2-7	2-4	0-0	0 1 1	3 0 6	2	3	2	0	0	-16
44	Adam Miller	G 35:43	6-15	4-10	2-4	1 1 2	4 2 18	2	0	0	1	0	-10
1	Cam Hayes	26:58	3-8	1-6	2-2	0 2 2	1 1 9	3	1	1	0	0	-6
13	Jalen Reed	11:53	1-2	0-0	1-2	2 3 5	3 3 3	0	4	0	1	0	-6
11	Justice Williams	03:52	0-0	0-0	0-0	0 0 0	0 0 0	0	1	0	0	0	1
34	Shawn Phillips Jr.	07:43	1-2	0-0	0-1	2 0 2	2 2 2	0	0	0	1	0	2
Team						3 6 9	0 0 0	0	0	0	0	0	
Totals			22-53	10-29	8-13	12 18 30	23 15 62	9	12	5	4	2	-12

Technical Fouls: NONE

	TAM	LSU				
Biggest lead	29 (1 <sup>st</sup> 1:59)	0 (1 <sup>st</sup> 20:00)	Points from	TAM	LSU	
Best Scoring Run	14 (1 <sup>st</sup> 11:08)	9 (2 <sup>nd</sup> 17:32)	Turnovers	16	13	
			Paint	18	22	
Lead Changes	0	0	Second Chance	6	13	
Times Tied	0	0	Fast Breaks	2	2	
Time with Lead	38:27	00:00	Bench	18	14	
			Period by Period Scoring			
				1st	2nd	TOT
			TAM	41	33	74
			LSU	17	45	62



Official Basketball Box Score - Final  
South Carolina at LSU  
02/18/23 Maravich Assembly Center, Baton Rouge  
2022-23 Men's Basketball

Game Time: 12:00 PM  
Game Duration: 2:14  
Attendance: 5,024

South Carolina - 82

Record: 10-17 (3-11)

Officials: Pat Adams, Jason Baker, Garrick Shannon

NO.	Name	Min	FG M-A	3P M-A	FT M-A	Rebounds OR DR TOT	Fouls PF FD	TP	AS	TO	ST	Blocks BS BA	+/-
10	Hayden Brown	F 31:35	4-9	1-4	7-7	2 5 7	0 7 16	4	5	2	1	2	8
23	Gregory "GG" Jackson II	F 35:42	5-17	4-10	6-6	1 7 8	0 7 20	1	2	0	0	1	13
33	Josh Gray	C 19:45	1-2	0-0	0-0	2 5 7	3 1 2	2	0	0	2	1	4
1	Jacobi Wright	G 32:33	5-9	5-8	3-4	0 2 2	4 2 18	2	3	0	0	0	7
5	Meechie Johnson	G 32:36	7-11	5-9	1-1	0 3 3	1 2 20	6	1	1	0	0	9
31	Benjamin Bosmans-Vordank	20:15	1-2	0-0	0-0	3 0 3	4 2 4	0	0	0	0	0	5
12	Zachary Davis	16:08	2-3	0-1	0-0	0 3 3	0 0 4	1	1	0	0	0	0
30	Daniel Hanks-Sanford	01:54	0-1	0-0	0-0	0 1 1	1 0 0	0	0	0	0	0	1
14	El Sparkman	09:32	0-0	0-0	0-0	0 0 0	1 1 0	0	0	0	0	0	-1
Team						1 1 2	0 0 0	0	0	0	0	0	
Totals			25-54	15-32	17-18	9 27 36	19 19 82	20	12	3	3	5	9

Technical Fouls: NONE

LSU - 73

Record: 12-15 (1-13)

Shooting By Period
1st FG% 11-25 44.0%
3PT% 8-16 50.0%
FT% 6-6 100%
2nd FG% 14-29 48.3%
3PT% 7-16 43.8%
FT% 11-12 91.7%
GM FG% 25-54 46.3%
3PT% 15-32 46.9%
FT% 17-18 94.4%
Dead Ball Rebounds: 1.0

NO.	Name	Min	FG M-A	3P M-A	FT M-A	Rebounds OR DR TOT	Fouls PF FD	TP	AS	TO	ST	Blocks BS BA	+/-
12	KJ Williams	F 31:11	5-13	1-4	3-6	5 1 6	2 5 14	0	1	0	1	0	-12
15	Tyrell Ward	F 15:12	1-3	1-2	0-0	0 2 2	2 0 3	1	1	0	0	0	-15
20	Derek Fountain	F 27:01	6-10	0-1	1-1	3 1 4	3 2 13	0	0	1	1	1	-6
1	Cam Hayes	G 33:47	8-15	4-8	5-8	0 8 8	2 5 25	4	3	3	0	0	-8
44	Adam Miller	G 28:14	1-6	1-6	0-0	0 3 3	1 1 3	1	1	1	1	0	-1
13	Jalen Reed	12:56	3-5	0-0	3-6	1 0 1	4 3 9	0	0	0	0	0	-2
0	Trae Hannibal	20:06	1-4	0-0	0-1	3 2 5	3 1 2	1	0	0	0	0	-3
3	Justice Hill	03:00	0-1	0-0	0-0	0 0 0	0 0 0	0	0	0	0	0	-2
34	Shawn Phillips Jr.	08:38	0-1	0-0	0-2	2 1 3	1 1 0	1	0	0	0	1	3
11	Justice Williams	19:55	1-4	0-0	2-2	0 1 1	1 1 4	1	0	0	1	0	1
Team						2 1 3	0 0 0	0	0	0	0	0	
Totals			26-62	7-21	14-26	16 20 36	19 19 73	9	6	5	5	3	-9

Technical Fouls: NONE

	USC	LSU			
Biggest lead	13 (2 <sup>nd</sup> 3:24)	0 (1 <sup>st</sup> 20:00)			
Best Scoring Run	6 (1 <sup>st</sup> 18:37)	10 (1 <sup>st</sup> 7:55)			
Lead Changes					
Times Tied	0				
Time with Lead	39:08	00:00			
Points from	USC	LSU	Period by Period Scoring		
Turnovers	7	8	1st	2nd	TOT
Paint	20	36	USC	36	46
Second Chance	16	23			
Fast Breaks	9	10	LSU	31	42
Bench	6	15			



Official Basketball Box Score - Final  
LSU at Georgia  
02/14/23 Stegeman Coliseum, Athens  
2022-23 Men's Basketball

Game Time: 6:30 PM  
Game Duration: 2:05  
Attendance: 6,991

LSU - 63

Record: 12-14 (1-12)

Officials: Joe Lindsey, Owen Short, Robert Roberts

NO.	Name	Min	FG M-A	3P M-A	FT M-A	Rebounds OR DR TOT	Fouls PF FD	TP	AS	TO	ST	Blocks BS BA	+/-
12	KJ Williams	F 37:10	7-13	0-1	4-5	2 7 9	4 5 18	1	1	1	1	0	5
15	Tyrell Ward	F 21:44	2-6	1-3	2-2	0 3 3	3 1 7	0	2	1	0	1	-1
20	Derek Fountain	F 15:32	3-5	2-4	0-0	0 2 2	3 0 8	1	3	2	0	0	-4
1	Cam Hayes	G 23:18	1-4	1-2	2-2	0 0 0	0 1 5	3	2	1	0	1	-7
44	Adam Miller	G 31:22	2-10	2-8	0-0	1 1 2	2 0 6	2	1	0	0	0	-1
34	Shawn Phillips Jr.	11:06	0-0	0-0	2 5 7	2 0 0	0 2 0	0	2	0	0	0	-13
13	Jalen Reed	16:12	3-6	1-1	2-2	0 6 6	5 2 9	0	3	0	0	2	8
0	Trae Hannibal	17:55	0-2	0-1	4-6	0 1 1	0 3 4	2	3	1	0	0	-5
3	Justice Hill	25:41	2-6	0-3	2-2	0 5 5	2 1 6	2	2	2	0	0	8
Team						1 1 2	0 0 0	0	0	0	0	0	
Totals			20-52	7-23	16-19	6 31 37	21 13 63	11	19	8	0	4	-2

Technical Fouls: NONE

Georgia - 65

Record: 16-10 (6-7)

Shooting By Period
1st FG% 8-27 29.6%
3PT% 4-13 30.8%
FT% 6-11 54.5%
2nd FG% 14-23 60.9%
3PT% 2-8 25.0%
FT% 9-15 60%
GM FG% 22-50 44.0%
3PT% 6-21 28.6%
FT% 15-26 57.7%
Dead Ball Rebounds: 4.1

NO.	Name	Min	FG M-A	3P M-A	FT M-A	Rebounds OR DR TOT	Fouls PF FD	TP	AS	TO	ST	Blocks BS BA	+/-
12	Matthew-Alexander Moncnette	F 18:52	2-4	0-0	1-2	1 5 6	1 1 5	1	1	0	0	0	-2
23	Braden Bridges	C 19:33	4-5	0-0	5-5	0 3 3	4 4 13	1	0	0	1	0	0
3	Kario Oquendo	F 18:32	2-5	0-1	2-2	0 1 1	0 3 6	1	1	0	0	0	-10
4	Jusaun Holt	G 22:58	3-5	0-2	1-2	0 4 4	2 1 7	0	1	3	1	0	7
11	Justin Hill	G 28:16	4-10	1-3	1-2	0 2 2	1 2 10	2	2	2	1	0	1
0	Terry Roberts	28:36	2-8	1-6	1-7	0 2 2	2 5 6	4	6	2	0	0	0
1	Jabri Abour-Rahim	17:38	3-6	3-6	2-2	0 1 1	2 1 11	0	0	0	0	0	9
5	Frank Anselm	20:27	1-2	0-0	2-4	0 4 4	1 3 4	0	0	0	1	0	2
13	Mardrez McBride	15:14	0-1	0-0	0-0	0 0 0	0 1 0	1	0	1	0	0	5
15	Jalyn Ingram	09:54	1-4	1-3	0-0	0 2 2	0 0 3	0	2	0	0	0	-2
Team						1 2 3	0 0 0	0	0	0	0	0	
Totals			22-50	6-21	15-26	2 26 28	13 21 65	10	13	8	4	0	2

Technical Fouls: NONE

	LSU	UGA							
Biggest lead	8 (1 <sup>st</sup> 8:32)	8 (2 <sup>nd</sup> 6:24)	Points from	LSU	UGA	Period by Period Scoring			
Best Scoring Run	12 (1 <sup>st</sup> 8:32)	8 (2 <sup>nd</sup> 13:08)	Turnovers	17	15	1st	2nd	TOT	
			Paint	24	32	LSU	28	35	63
Lead Changes	10		Second Chance	8	2		UGA	26	39
Times Tied	5		Fast Breaks	9	2				
Time with Lead	17:45	19:22	Bench	19	24				



Official Basketball Box Score - Final  
Vanderbilt at LSU

Box Scores



Official Basketball Box Score - Final  
**LSU at Ole Miss**  
02/25/23 The Sandy and John Black Pavilion at Ole Miss, Oxford, Miss.,  
2022-23 Men's Basketball

Game Time: 7:30 PM  
Game Duration: 1:52  
Attendance: 6,304

Officials: Tony Greene, Doug Shows, Olando Poole

LSU - 69																
Record: 13-16 (2-14)																
NO.	Name	Min	FG M-A	3P M-A	FT M-A	Rebounds OR DR TOT	Fouls PF FD	TP	AS	TO	ST	Blocks BS BA	+	-		
12	KJ Williams	F 36:20	10-18	2-5	7-8	2 3 5	4 4	29	0	1	1	0	0	-7		
15	Tyrell Ward	F 24:31	3-5	2-4	1-1	0 1 1	1 1	9	0	0	1	0	0	-8		
20	Derek Fountain	F 18:54	2-3	0-0	0-0	1 3 4	2 0	4	0	2	0	0	0	2		
1	Cam Hayes	G 19:57	0-4	0-3	0-0	1 1 2	1 1	0	5	3	1	0	0	4		
44	Adam Miller	G 36:43	4-11	3-9	4-4	0 5 5	1 4	15	5	3	1	0	0	-15		
0	Træe Hannibal	15:58	2-3	0-0	2-2	0 0 0	0 2	6	2	0	0	0	0	-7		
3	Justice Hill	22:51	0-4	0-4	0-0	0 1 1	0 0	0	2	1	2	0	0	-13		
13	Jalen Reed	21:06	3-6	0-2	0-0	1 3 4	1 0	6	0	3	0	0	0	-15		
34	Shawn Phillips Jr.	03:40	0-0	0-0	0-0	0 0 0	0 0	0	0	0	0	0	0	-6		
Team						3 3 6		0		0						
Totals			24-54	7-27	14-15	8 20 28	10 12	69	14	13	6	0	0	-13		

Shooting By Period		
1 <sup>st</sup>	FG%	9-24 37.5%
	3PT%	2-13 15.4%
	FT%	6-6 100%
2 <sup>nd</sup>	FG%	15-30 50.0%
	3PT%	5-14 35.7%
	FT%	8-9 88.9%
GM	FG%	24-54 44.4%
	3PT%	7-27 25.9%
	FT%	14-15 93.3%

Ole Miss - 82																
Record: 11-18 (3-13)																
NO.	Name	Min	FG M-A	3P M-A	FT M-A	Rebounds OR DR TOT	Fouls PF FD	TP	AS	TO	ST	Blocks BS BA	+	-		
3	Mykes Burns	F 27:05	5-10	0-0	2-2	1 0 1	3 2	12	3	0	1	0	0	10		
4	Jaemyn Brakelield	F 34:44	8-10	0-1	7-7	2 8 10	1 5	23	3	3	2	0	0	7		
21	Robert Allen	F 20:56	0-1	0-0	0-0	0 2 2	3 2	0	2	2	1	0	0	-2		
5	James White	G 25:00	4-7	1-3	0-0	0 2 2	2 0	9	3	1	0	0	0	7		
11	Matthew Murrell	G 35:30	4-10	3-5	0-0	0 5 5	1 0	11	4	3	2	0	0	13		
1	Amaree Abram	18:23	5-11	4-8	0-0	1 0 1	1 1	14	2	0	1	0	0	8		
2	TJ Caldwell	17:34	4-6	1-3	0-0	1 0 1	0 0	9	0	1	0	0	0	8		
00	Jayveous McKinnis	14:28	1-1	0-0	0-0	0 2 2	1 0	2	0	0	0	0	0	8		
14	Tye Fagan	06:20	1-2	0-1	0-0	0 1 1	0 0	2	0	0	1	0	0	6		
Team						1 2 3		0		0						
Totals			32-58	9-21	9-9	6 22 28	12 10	82	17	10	8	0	0	13		

Shooting By Period			
1 <sup>st</sup>	FG%	14-29	48.3%
	3PT%	5-12	41.7%
	FT%	2-2	100%
2 <sup>nd</sup>	FG%	18-29	62.1%
	3PT%	4-9	44.4%
	FT%	7-7	100%
GM	FG%	32-58	55.2%
	3PT%	9-21	42.9%
	FT%	9-9	100.0%
Dead Ball Rebounds: 0, 0			

	LSU	OM	Points from	LSU	OM	Period by Period Scoring			
Biggest Lead	7 (1 <sup>st</sup> 9:38)	13 (2 <sup>nd</sup> 4:06)	Turnovers	4	16				
Best Scoring Run	8 (2 <sup>nd</sup> 18:31)	10 (1 <sup>st</sup> 2:16)	Paint	24	42				
Lead Changes	1		Second Chance	10	9	LSU	26	43	69
Times Tied	5		Fast Breaks	3	16				
Time with Lead	11:13	25:35	Bench	12	27	OM	35	47	82







**0**  
**Trae Hannibal**  
G • 6-2 • 215 • Sr.  
Elliott, South Carolina




**1**  
**Cam Hayes**  
G • 6-2 • 185 • Jr.  
Greensboro, North Carolina



**2**  
**Corneilous Williams**  
F • 6-9 • 210 • Fr.  
Meridian, Mississippi



**3**  
**Justice Hill**  
G • 6-0 • 175 • Sr.  
Little Rock, Arkansas



**4**  
**Kendal Coleman**  
C • 6-8 • 230 • Jr.  
Shreveport, Louisiana



**5**  
**Mwani Wilkinson**  
F • 6-5 • 205 • Jr..  
Las Vegas, Nevada



**10**  
**Brandon Egemo**  
G • 6-1 • 175 • Jr..  
Los Angeles, California



**11**  
**Justice Williams**  
G • 6-4 • 175 • So..  
Philadelphia, Pennsylvania



**12**  
**KJ Williams**  
F • 6-10 • 250 • 5th yr Sr.  
Cleveland, Mississippi



**13**  
**Jalen Reed**  
F • 6-10 • 230 • Fr.  
Jackson, Mississippi



**15**  
**Tyrell Ward**  
F • 6-6 • 185 • Fr.  
Washington, D. C.



**20**  
**Derek Fountain**  
F • 6-10 • 225 • Jr.  
Holly Springs, Mississippi




**21**  
**Austin Montgomery**  
G • 6-4 • 180 • Fr.  
New Orleans, Louisiana



**25**  
**Adam Benhayoune**  
F • 6-5 • 225 • So..  
Helotes, Texas



**30**  
**Parker Edwards**  
F • 6-2 • 220 • Sr.  
Covington, Louisiana



**34**  
**Shawn Phillips**  
G • 7-0 • 245 • Fr.  
Dayton, Ohio



**44**  
**Adam Miller**  
G • 6-3 • 190 • So.  
Peoria, Illinois



**Matt McMahon**  
Head Coach • 1st Season