

10

vs. West Virginia

March 10, 2023 • 7:30 p.m. CT • Baton Rouge, La.

Live Stats: lsusports.net • TV/Video: SEC Network Plus

#6 LSU (7-5, 4-3 SEC)

DATE OPPONENT RESULT LSU/OPP.SCORER
JANUARY

| | | | |
|----|------------------|---|-----------------|
| 6 | at #3 Utah | L | 196.775-197.225 |
| 13 | at #12 Kentucky* | L | 196.575-197.125 |
| 16 | #1 Oklahoma | L | 197.450-197.600 |
| 20 | #12 Missouri* | W | 197.150-196.525 |
| 27 | at #23 Arkansas* | L | 197.250-197.475 |

FEBRUARY

| | | | |
|----|----------------|---|-----------------|
| 3 | #17 Georgia* | W | 197.700-196.925 |
| 10 | at #5 Auburn* | L | 197.500-197.750 |
| 17 | #2 Florida* | W | 198.100-197.975 |
| 24 | at #9 Alabama* | W | 197.975-197.925 |

MARCH

| | | | |
|----|----------------------------|-----------|-----------------|
| 3 | at Podium Challenge W | | |
| | California | | 197.700-197.675 |
| | George Washington | | 197.700-195.125 |
| | Washington | | 197.700-196.000 |
| 10 | West Virginia | 7:30 p.m. | |
| 18 | SEC Champ. | TBA | |
| | (Duluth, Ga.) | | |
| 30 | NCAA Regional Second Round | | |

APRIL

| | |
|----|---------------------|
| 1 | NCAA Regional Final |
| 13 | NCAA Semifinals |
| 15 | NCAA Championships |

On Air

TV: SEC Network+

Lyn Rollins, Play-By-Play
Kaleigh Dickson Abboud, Analyst

Who To Contact

Assistant SID/Gymnastics Contact

Alyssa Leal
Email: aleal3@lsu.edu
Cell: 504-373-7428 • Office: 225-578-7678

Connect to LSU Gymnastics

Official Athletics Website

[LSUsports.net/gymnastics](https://lsusports.net/gymnastics)

Instagram

@LSUgym

Twitter

@LSUgym

Facebook

@LSUgym

TikTok

@lsugymtigers

Breakdown

LSU

Record 7-5, 4-3 SEC
Ranking No. 6 Road to Nationals Top 25
Last Meet March 3, 2023 at Podium Challenge W, 197.700
Head Coach Jay Clark
LSU Record 32-23/3rd Season
Career Record 83-51-2



Record 11-7, 1-2 BIG 12
Ranking No. 35 Road to Nationals Top 25
Last Meet March 5, 2023 vs. Central Michigan W, 197.325-196.500
Head Coach Jason Butts
Career Record 147-104-1/12th season

Matchup

LSU

| | |
|-----------------------------------|-------------|
| Overall Team NQS (Ranking) | 197.665 (6) |
| Team Vault NQS (Ranking) | 49.495 (2) |
| Team Bars NQS (Ranking) | 49.400 (8) |
| Team Beam NQS (Ranking) | 49.345 (11) |
| Team Floor NQS (Ranking) | 49.515 (4) |
| Overall Team High | 198.100 |
| Team Vault High | 49.675 |
| Team Bars High | 49.500 |
| Team Beam High | 49.550 |
| Team Floor High | 49.675 |

West Virginia

| | |
|-----------------------------------|--------------|
| Overall Team NQS (Ranking) | 196.165 (35) |
| Team Vault NQS (Ranking) | 49.020 (37) |
| Team Bars NQS (Ranking) | 48.885 (45) |
| Team Beam NQS (Ranking) | 48.975 (35) |
| Team Floor NQS (Ranking) | 49.325 (23) |
| Overall Team High | 197.325 |
| Team Vault High | 49.425 |
| Team Bars High | 49.000 |
| Team Beam High | 49.475 |
| Team Floor High | 49.575 |

Next Up

Gymnastics Hosts West Virginia For Regular Season Finale In PMAC

No. 6 LSU Gymnastics is set to host West Virginia for the regular season finale and last home meet on Friday, March 10, inside the PMAC. The competition will be streamed on SEC Network Plus with Lyn Rollins and Kaleigh Dickson Abboud on the call. The doors to the arena open at 6 p.m. and introductions begin at 7:16 with a senior tribute. The first vault is set for 7:32 p.m. CT inside the PMAC. The last time LSU and West Virginia faced off was in 2012, when the Tigers defeated the Mountaineers 196.850-194.900 at home. LSU owns an undefeated record of 11-0-0 over West Virginia and are 5-0-0 in the PMAC.

Storylines

- The Tigers own an overall record of 11-0-0 over West Virginia and are 5-0-0 at home.

- LSU has remained ranked in the top-10 for seven consecutive weeks. The Tigers moved up to the sixth spot in the week eight rankings and held their spot in week nine.

- The Tigers recorded a season high score of 198.100 over Florida on February 17 to record the ninth highest overall score in program history.

- LSU's highest road score came in the Tigers last meet

at Alabama, where the team scored a 197.975.

- Junior Haleigh Bryant won her eighth all-around and vault titles last Friday night. She now owns 16 all-around titles in her career to tie her at sixth for career-best in LSU history and her 52 career titles tie her at tenth in program history for most individual titles.

- Sophomore Aleah Finnegan recorded four perfect 10's in four straight weeks for the Tigers. She now owns perfect scores on floor, vault, and beam and will look to be the only LSU gymnast to earn a perfect score on all four

events.

- The most 10's recorded in a single season is seven. LSU is currently at six perfect scores in 2023.



JAY CLARK

HEAD COACH • 3rd Season

Jay Clark, a 30-year veteran of college gymnastics and one of the best recruiters in the sport, is in his third season as the head coach of the LSU gymnastics program.

Clark was tabbed as the third head coach in program history in August 2021 following the retirement of D-D Breaux. Clark is in his tenth season overall at LSU following his hiring as the Tigers' associate head coach in 2012.

Clark is regarded as one of the best recruiters in the sport and the top bars coach in collegiate gymnastics history. The Tigers' associate head coach for eight seasons and co-head coach for one, Clark's leadership and expertise has helped bring unprecedented success on the recruiting trail and in the gym.

During the time since Clark's arrival, LSU has earned the best performances in school history as the NCAA Runner-Up in 2016, 2017 and 2019, appearances in the NCAA Championship Finals in six of seven seasons, numerous school records, produced seven NCAA individual national champions, and five SEC meet and regular season championships.

His work with the Fighting Tigers of LSU has not gone unnoticed. Clark has been named the Central Region Co-Assistant Coach of the Year along with fellow LSU assistant Bob Moore five times.

Clark also earned the 2014 and 2017 National Co-Assistant Coach of the Year award with Moore. It marked the third time in his distinguished coaching career he has garnered the nation's top award. He was inducted into the USA Gymnastics Region 8 Hall of Fame in 2018. Because of his recruiting success, ESPN and ESPN the Magazine selected Clark as the ninth-best recruiter in all of collegiate athletics in 2011.

In the gym, Clark is viewed as the top bars coach in collegiate gymnastics history. Clark has coached the Tigers to 30 All-America honors on bars, four of the five highest bars team scores in school history and the top two bars title winners in LSU history. In his illustrious career, Clark has coached nine NCAA bars champions and two during his time in Baton Rouge.

Clark tutored Sarah Finnegan, who ended her career in April 2019 as one of the greatest gymnasts in LSU history. Finnegan became the first NCAA bars champion in school history in 2017 and earned the title once again in 2019. Finnegan and Lexie Priessman won SEC bars champions in 2019 and 2017 respectively, scored perfect scores in 2019 and led the squad that finished fourth in the nation.

The 2018 season on bars under Clark marked the best lineup in LSU history and one of the best in the history of the NCAA. The group posted a school record score of 49.725 and once again went on to break the record against Arizona with a 49.750 for the second-highest in all of NCAA Gymnastics since 1988.

The lineup, anchored by Finnegan, led the nation on bars for the first time in school history. Finnegan became the first gymnast in school history to finish the season ranked No. 1 on the event and joined Sharene Mamby (2001) and Syreeta Barnett (1997) as the only gymnasts at LSU to score a perfect 10.0 on the event.

In 2017, Clark coached Finnegan to the first NCAA Uneven Bars Championship in school history. Clark set the record for the most individual national champions on the event in NCAA gymnastics history.

Clark's bars squad finished ranked third in the nation for a fourth-consecutive Top-5 finish in 2017. The team's average score of 49.367 broke the previous record set in 2015. Finnegan and Priessman combined for three All-America honors. Priessman also took home the program's first SEC Uneven Bars championship in more than 20 seasons at the league meet.

LSU earned another Top-5 national ranking

on bars in 2016 with an average score of 49.252. Finnegan, Priessman and Myia Hambrick combined to tally four All-America honors during the historic season.

The Tigers posted a Top-5 national ranking on bars in 2015, and the team totaled the second-highest bars total in school history with a 49.600 against Iowa. The Tigers also accumulated the second-best season average on bars in school history with a 49.288 average.

As a team LSU produced four All-America honors on bars in 2015 with three gymnasts (Rheagan Courville, Randii Wyrick and Shae Zamardi) earning First-Team All-America honors at the NCAA Championships. It marked the first time in program history that three gymnasts secured First-Team All-America honors on bars in one season.

Under Clark's direction, LSU shattered the school record with a 49.330 average on bars and finished the 2014 season ranked No. 5 nationally in the event. In addition, the Tigers tallied three of the top-10 bars scores in school history, including a 49.600 that ranks as the second best, and LSU produced three All-America honors on bars.

Clark coached Courville to a First-Team All-America honor at the 2014 NCAA Championships, and Courville went on to finish fifth in the event at the NCAA Individual Finals.

LSU reached the Super Six in the 2013 season, and under Clark's guidance the Tigers finished the season with a 49.260 regional qualifying score on bars, the highest final RQS in that event since the 2009 season.

Clark coached Morrison and Wyrick to First-Team All-America honors on bars in his first season with the Tigers, and it marked the first season LSU produced at least two All-Americans on bars since 2010.

Before Clark joined LSU after he spent 20 seasons at the University of Georgia where he helped guide the Gym Dogs to seven NCAA National Titles and 14 Southeastern Conference Championships.

Clark primarily coached bars at Georgia, and he coached the Gym Dogs to 64 All-America honors and seven NCAA individual national titles on bars, including two-time champions Courtney Kupets and Kat Ding.

From 2009-12, Clark served as the head coach at Georgia, and during that time the Gym Dogs captured three NCAA individual national championships, won the 2012 NCAA Auburn Regional, and produced 23 All-America honors. In 2012, his Georgia team won the Bulldog Cup, which recognizes the UGA team that excels academically, supports their peers in athletics and consistently serves the community.

Prior to his stint as head coach, Clark was the recruiting coordinator at Georgia from 1999-2009 while serving as assistant coach from 1999-2004 and associate head coach from 2005-09 when Georgia won an NCAA record five-straight national titles.

Clark also coached at the club level for 13 years from 1992-2005 as the founder, owner and head coach of Classic City Gymnastics in Athens, Georgia. He coached several Classic City gymnasts to state, regional, national championships and to the Junior Olympic National Team, and eight gymnasts went on to compete collegiately at the NCAA Division I level.

A native of Roswell, Georgia, Clark earned his undergraduate degree in exercise science from Georgia.

Clark is married to the former Julie Ballard, an All-American Georgia gymnast from 1994-98 and a native of Mandeville, Louisiana. The couple has two children – a son, Cole, and a daughter, Kinsey.

COLLEGE COACHING

2021-present – Head Coach, LSU

2019-20 – Co-Head Coach, LSU

2012-2019 – Associate Head Coach, LSU

2009-2012 – Head Coach, Georgia

2005-2009 – Associate Head Coach/Recruiting Coordinator, Georgia

1998-2004 – Assistant Coach/Recruiting Coordinator, Georgia

1990-1996 – Assistant Coach, Georgia


JAY CLARK'S HONORS


- Named the Ninth-Best Recruiter in College Athletics by ESPN The Magazine (2011)
- USA Gymnastics Region 8 Hall of Fame
- 2018 Region Co-Assistant Coach of the Year
- 2017 National Co-Assistant Coach of the Year
- 2017 National Region Co-Assistant Coach of the Year
- 2016 National Co-Assistant Coach of the Year
- 2016 Central Region Co-Assistant Coach of the Year
- 2015 Central Region Co-Assistant Coach of the Year
- 2014 National Co-Assistant Coach of the Year
- 2014 Central Region Co-Assistant Coach of the Year
- 2013 Central Region Co-Assistant Coach of the Year
- 2006 National Assistant Coach of the Year
- 2006 Southeast Region Assistant Coach of the Year
- 2001 USAG State of Georgia Coach of the Year


ELENA ARENAS

AA • 5-1 • Jr. • 2L
Athena, Ga.

SIERRA BALLARD

BB/FX • 5-2 • Jr. • 2L
Mandeville, La.

ANNIE BEARD


AA • 5-5 • Fr. • HS
Alexandria, La.

CHASE BROCK


VT/UB/FX • 5-4 • Jr. • 2L
Atlanta, Ga.

HALEIGH BRYANT

AA • 5-5 • Jr. • 2L
Cornelius, N.C.


ASHLEY COWAN

AA • 5-3 • Fr. • HS
Hillsborough, N.C.

OLIVIA DUNNE

VT/BB/FX • 5-6 • Jr. • 2L
Hillsdale, N.J.

ALEAH FINNEGAN


AA • 5-4 • So. • 1L
Lee's Summit, Mo.

CAMMY HALL

VT/FX • 5-3 • Gr. • TR
Gainesville, Va.

ALEXIS JEFFREY

AA • 5-5 • So. • 1L
Warrensburg, Mo.

KIYA JOHNSON

AA • 5-2 • Sr. • 3L
Dallas, Texas

KJ JOHNSON

AA • 5-0 • So. • 1L
Dallas, Texas


LEXI NIBBS

VT • 5-3 • Sr. • 3L
Houston, Texas

MADDIE RAU

VT • 5-0 • Sr. • 3L
Houston, Texas

KAI RIVERS

AA • 5-3 • Sr. • 3L
Detroit, Mich.

KAMRYN RYAN

VT/UB/BB • 5-2 • Sr. • 3L
Luling, La.

**ALYONA SHCHEN-
NIKOVA**

AA • 5-5 • Sr. • 3L
Evergreen, Colo.

TORI TATUM

AA • 5-6 • So. • 1L
Chanhassen, Minn.

BRYCE WILSON

AA • 5-3 • Fr. • HS
Pearland, Texas

| Name | Events | Ht. | Cl. | Hometown/Club |
|---------------------|----------|-----|-----|---|
| Elena Arenas | AA | 5-1 | Jr. | Athens, Ga./Georgia Elite Gymnastics |
| Sierra Ballard | BB/FX | 5-2 | Jr. | Mandeville, La./North Shore Gymnastics |
| Annie Beard | AA | 5-5 | Fr. | Alexandria, La./Texas Dreams |
| Chase Brock | VT/UB/FX | 5-4 | Jr. | Atlanta, Ga./Gymnastix Training Center |
| Haleigh Bryant | AA | 5-5 | Jr. | Cornelius, N.C./Everest Gymnastics |
| Ashley Cowan | AA | 5-3 | Fr. | Hillsborough, N.C./Bull City Gymnastics |
| Olivia Dunne | VT/BB/FX | 5-6 | Jr. | Hillsdale, N.J./ENA Paramus |
| Aleah Finnegan | AA | 5-4 | So. | Lee's Summit, Mo./GAGE Gymnastics |
| Cammy Hall | VT/FX | 5-3 | Gr. | Gainesville, Va./Capital Gymnastics |
| Alexis Jeffrey | AA | 5-5 | So. | Warrensburg, Mo./GAGE Gymnastics |
| Kiya Johnson | AA | 5-2 | Sr. | Dallas, Texas /Texas Dreams |
| KJ Johnson | AA | 5-0 | So. | Dallas, Texas /Texas Dreams |
| Lexie Nibbs | VT | 5-3 | Sr. | Houston, Texas /Stars Gymnastics |
| Maddie Rau | VT | 5-0 | Sr. | Houston, Texas / Ogburn School / Stars Gymnastics |
| Kai Rivers | AA | 5-3 | Sr. | Detroit, Mich. /Twin City |
| Kamryn Ryan | VT/UB/BB | 5-2 | Sr. | Luling, La. / Elmwood Gymnastics |
| Alyona Shchennikova | AA | 5-5 | Sr. | Evergreen, Colo. /5280 Gymnastics |
| Tori Tatum | AA | 5-6 | So. | Chanhassen, Minn./Twin City Twisters |
| Bryce Wilson | AA | 5-3 | Fr. | Pearland, Texas/Pearland Elite |

2023 LSU Gymnastics - Week 10 vs. West Virginia

NOTEBOOK

Last Time On The Floor

- LSU defeated No. 9 Alabama with a season high road score of 197.975-197.925 last Friday night in Coleman Coliseum.
- The Tigers have won their fourth competition against the Crimson Tide in the team's last five meetings inside Coleman Coliseum.
- The Tigers put up a 49.675 on vault to tie for the second highest score in program history overall and on the road.
- Junior Haleigh Bryant and sophomore Aleah Finnegan both recorded perfect scores against Alabama. The last time two gymnasts earned a perfect score in the same meet was in 2022, when Kiya Johnson and Haleigh Bryant both earned 10's in the Tigers win over Auburn. It was the first time since 2019 two 10's were recorded on the road.
- Finnegan's 10 on floor marked her fourth straight in as many meets, making her the only LSU gymnast to record such an accomplishment. The sophomore now owns two career perfect scores on floor and four in her career. Bryant moved her career total to seven on vault.
- Bryant's career high all-around performance helped lead the Tigers to victory, as she scored a 39.800 and recorded her seventh win. After earning two titles against the Crimson Tide, she now owns 20 titles on the year; two on bars, three on beam, one on floor and seven on vault and the all-around.

Tiger Nation Shows Out

- In the squad's home opener against top-ranked Oklahoma, LSU recorded a record crowd for a home opener with 12,065 fans. The attendance also marked the arena's 13th largest crowd.
- An electric crowd of 11,966 fans showed out for the Tigers on Friday, January 20, as LSU took down No. 12 Missouri.
- Against No. 17 Georgia, 12,099 fans showed out to watch the Tigers defeat the Bulldogs and recorded the 11th largest crowd inside the arena.
- 11,887 fans showed out to watch the Tigers take down No. 2 Florida last Friday.
- A total of 48,017 fans have shown out for all three of LSU's home meets thus far in 2023 and all rank in the top-20 attendance records inside the PMAC.

Perfect Scores In 2023

- Bryant earned the perfect 10 in 2023 for the Tigers on her vault against Missouri. It was her sixth career perfect score; all of them being on vault. The junior tallied another perfect score on vault at Alabama, moving her career total to seven after her second 10.00 this year.
- Finnegan has recorded four perfect scores in four consecutive weeks to find perfection in all of February. The sophomore's first career perfect score came on floor against Georgia February 3rd, followed by a 10.00 on vault at Auburn. She found her first perfect score on beam and third in her career against the Gators. Most recently, Finnegan recorded her second perfect score on floor this year and fourth in her career last Friday at Alabama.
- The sophomore will look to be the first gymnast in LSU history to earn a perfect score across all four events.

Conference Honors

- The Tigers have notched four weekly conference honors in 2023.
- Bryant earned the first conference award for the Tigers this season as she was named SEC Co-Gymnast of the Week on January 24. Against Missouri, she earned a perfect 10.00 on vault and scores of 9.900+ on all four events.
- The junior notched her second award on March 1 after her career high performance at Alabama, where she recorded her seventh career perfect 10.00 and a 39.800 in the all-around to help lead the Tigers to victory.
- KJ Johnson earned SEC Specialist of the Week on February 7 for her performance against Georgia, where she earned a 9.875 on vault and matched her career high on floor with a 9.950 against the Bulldogs.
- Bryant earned her third conference honor this season and fourth in her career after being named SEC GOTW for the second consecutive week on March 7. She won the all-around at the Podium Challenge with her score of 39.700 to help lead the Tigers to victory.

198.000 Plus

- LSU hit the 198.000 mark this season against the Gators to record a season high and the program's ninth highest score.
- The Tigers are one of 10 teams to record a 198.000 or higher this season. Others include Oklahoma, Florida, Michigan, Utah, UCLA, Alabama, Oregon State, Denver and Michigan State.

The Squad

- The 2023 squad is comprised of one grad transfer, six seniors, five juniors, three sophomores and three freshmen.
- Graduate transfer Cammy Hall transferred to LSU for her fifth-year season from Utah. She is out for the season due to an Achilles injury, but still plays an important role on the team with her leadership.
- Senior Kiya Johnson suffered an achilles injury in the Tigers meet at Kentucky and is also out for the season. Johnson continues to play a crucial role on the squad using her voice as a leader in and outside of the gym.
- Senior Alyona Shchennikova competed in the all-around for the first time this season against Missouri and matched her career high score of 39.525 against Auburn. The senior owns season highs of 9.925 on vault, 9.875 on bars, 9.800 on beam and 9.925 on floor.
- Senior Kai Rivers brings an experienced routine to the beam lineup. She owns a season high of 9.900 on beam, which she scored back-to-back against Auburn and Florida.
- Senior Lexi Nibbs is available in 2023 after an injury and has been working on her vault routine.
- Junior Haleigh Bryant has recorded season highs of 9.975 on floor, 9.950 on bars and beam, and matched her career high 10 on vault against Missouri and Alabama. She set a new career high against the Crimson Tide to become only the sixth gymnast in program history to record an all-around score of 39.800 or higher.
- Junior Elena Arenas owns a season high score of 9.925 on vault and a 9.900 on bars. She also recorded a career high of 9.925 on beam at Kentucky. The junior made her first appearance on floor this season against Florida and earned a career high score of 9.875 at the Podium Challenge.
- Junior Sierra Ballard continues to bring the energy to the floor leadoff spot and owns a season high of 9.900 on the event. The Louisiana native debuted on beam against Oklahoma and now owns a career high of 9.925 after her performance at Alabama.
- Junior Chase Brock made her vault and floor debuts against Oklahoma and has been continually making her mark in the lineups. After her career night against Alabama, she now owns highs of 9.975 on vault and 9.925 on floor, which she also matched at the Podium Challenge.
- Sophomore Aleah Finnegan competed in the all-around for the first time in the team's season opener at Utah and now owns a career high score of 39.800 after her career night at Auburn. After recording four perfect 10's in four straight meets, the sophomore now owns perfect scores on floor, vault, and beam and a career high of 9.925 on bars.
- A consistent bars leadoff, sophomore Alexis Jeffrey owns a career high of 9.925 on bars and made her beam and floor debuts in Tuscaloosa. The sophomore now owns highs of 9.900 on beam and 9.750 on floor.
- Sophomore KJ Johnson has shown out on floor and vault, where she owns season high scores of 9.950. Johnson also recorded a career high 9.875 in only her third beam appearance against Florida.
- Sophomore Tori Tatum made her debut on bars against Oklahoma after suffering from an injury last year. Tatum scored a 9.875 in her first ever collegiate routine and recorded a career high 9.900 against Missouri, which she matched against Florida and Alabama.
- Freshmen Ashley Cowan and Bryce Wilson have stepped up in only their first season with their Tigers. Cowan made her collegiate debut on bars at Auburn and now owns a career high 9.850 after her routine at the Podium Challenge. Wilson made her debut on beam against Utah and her vault debut at Alabama. She now owns career highs of 9.850 on beam and 9.875 on vault.

Bryant, Finnegan Two Of Nation's Top Gymnasts

- Bryant, a native of Cornelius, N.C., is arguably one of the top gymnasts in the country and continues to make her mark as she has stepped up for the Tigers this season. Bryant won the SEC vault champion and the NCAA vault title in 2021 with her electric vault, a front handspring-front pike half.
- The junior is ranked amongst the top-5 gymnasts in the nation for the seventh consecutive week at No. 4 and is the No. 1 vaulter. She also ranks in the top-20 on bars, beam and floor.
- Bryant has tallied 22 titles this season; eight on all-around, eight on vault, three on beam, two on bars and one on floor. She now owns 16 all-around titles in her career to tie her at sixth for career-best in LSU history and her 52 career titles tie her at tenth in program history for most individual titles.
- Finnegan also ranks amongst the top-20 gymnasts in the country as she placed at No. 5 on floor, No. 6 on beam and No. 14 in the all-around.
- She owns 13 titles this season; five on beam, five on floor, one on vault and two all-around.

The Coaching Staff

- Jay Clark, who served on staff for eight seasons on staff, was named the third head coach of the Fighting Tigers in 2021. Clark owns 30 years of NCAA Gymnastics experience and is one of the most respected coaches in the country.
- Assistant coach Ashleigh Gnat is a 17-time All-American, four-time SEC event champion and 2017 NCAA Floor Champion. Gnat is in her third season as assistant coach with the Tigers after being named to the coaching staff in August 2021 after Clark's promotion to head coach. She brings a wealth of experience as beam coach as she is one of the best gymnasts in school history.
- Following the retirement of longtime assistant coach Bob Moore and the transition of Ashleigh Clare-Kearney Thigpen to an administrative role as Associate AD of Diversity Equity and Inclusion, Clark hired Garrett Griffeth and Courtney McCool Griffeth to serve as assistant coaches. The Griffeths come to Baton Rouge after serving as assistant coaches for two seasons at the University of Utah. In that time, the Utes went 21-1 during the regular season, won the 2021 Pac-12 Championship and finished third nationally after advancing to the NCAA Championship Final. Prior to their time in Salt Lake City, Garrett served as the associate head coach and Courtney the volunteer coach and choreographer for two seasons at Arkansas. They spent four seasons at Texas Woman's University from 2014-17 and prior to that coached at Cincinnati Gymnastics Academy in 2013.

2023 LSU Gymnastics - Week 10 vs. West Virginia

LSU GYMNASTICS PROGRAM

Quick Facts

| | |
|------------|----------------------------------|
| Location | Baton Rouge, La. (State Capital) |
| Founded | 1860 |
| Enrollment | 31,761 |
| Nickname | Fighting Tigers |
| Colors | Purple and Gold |
| Mascot | Mike VII (Live Bengal Tiger) |

University Administration

| | |
|------------------------|---|
| President | William Tate IV (Norther Illinois, 1982) |
| Faculty Representative | Dr. Lori Martin (Fordham, 1996) |
| Director of Athletics | Scott Woodward (LSU, 1985) |

Coaching Staff

| | |
|--------------------|-----------|
| Head Coach | Jay Clark |
| 3rd as Head Coach/ | 83-51-2 |

Assistant Coaches

| | |
|--------------------------|------------|
| Ashleigh Gnat | 3rd Season |
| Garrett Griffith | 2nd Season |
| Courtney McCool Griffith | 2nd Season |

Support Staff

| | |
|---------------------------|---|
| Director of Operations | Katie Copeland |
| Athletic Trainer | Jenny Chichloski |
| Strength and Conditioning | Katie Guillory |
| Communications | Alyssa Leal |
| Designer | Stephanie Lyles |
| Photo | Chris Parent |
| Video | Giovanni Lamonte |
| Managers | Sami Durante, Bri Jaso, Caitlin Smith, McKenzie Darbonne |

Program History

| | |
|--------------------------------|----------------|
| First Year of Gymnastics | 1975 |
| NCAA Championships Appearances | 31 |
| NCAA Finals Appearances | 8 |
| Regional Championships | 19 |
| Individual National Champions | 11 (16 titles) |
| All-Americans | 286 |
| Scholastic All-Americans | 183 |
| Perfect Scores | 76 |

Competition Arena

| | |
|-------------------------------|------------------------------|
| Pete Maravich Assembly Center | |
| Capacity | 13,215 |
| Record Crowd: | 13,729 (1/19/18 vs. Alabama) |

THE LAST TIME LSU...

Won a Home Meet...

2/17/23 vs. No. 2 Florida (198.100-197.975)

Won a Road Meet...

3/3/23 at Podium Challenge (197.700)

Won a Neutral Site Meet...

2/25/22 at TWU (1st of 4, 197.625)

Lost a Home Meet...

1/16/23 vs. No. 1 Oklahoma (L, 197.450-197.600)

Lost a Road Meet...

2/10/23 at No. 5 Auburn (L, 197.500-197.750)

Lost a Neutral Site Meet...

3/31/22 at NCAA Regional Second Round (3rd of 4, 196.575)

Scored a 197 or Higher at Home...

2/17/23 vs. No. 2 Florida (198.100)

Scored a 197 or Higher on the Road/Neutral Site...

3/3/23 at Podium Challenge (197.700)

Scored a 198 or Higher...

2/17/23 vs. No. 2 Florida (198.100)

Won the All-Around at Home...

2/3/23 vs. No. 17 Georgia - Haleigh Bryant (39.700)

Won the All-Around on the Road/Neutral Site...

3/3/23 at Podium Challenge - Haleigh Bryant (39.700)

Scored a Perfect 10.00...

2/24/23 at Alabama - Aleah Finnegan, Floor
2/24/23 at Alabama - Haleigh Bryant, Vault

Scored a Perfect 10.00 at Home...

2/17/23 vs. No. 2 Florida - Aleah Finnegan, Beam

Scored a Perfect 10.00 on the Road/Neutral Site...

2/24/23 at Alabama - Aleah Finnegan, Floor
2/24/23 at Alabama - Haleigh Bryant, Vault

NATIONAL RANKINGS

ROAD TO NATIONALS TOP 25 - WEEK NINE

(3/6/23)

| RANK | TEAM | NQS |
|-------|----------------|---------|
| 1 | Oklahoma | 198.210 |
| 2 | Michigan | 197.950 |
| 3 | Florida | 197.920 |
| 4 | Utah | 197.805 |
| 5 | UCLA | 197.795 |
| 6 | LSU | 197.665 |
| 7 | California | 197.575 |
| 8 | Alabama | 197.530 |
| 9 | Auburn | 197.460 |
| 10 | Michigan State | 197.455 |
| 11 | Denver | 197.410 |
| 12 | Kentucky | 197.385 |
| 13 | Oregon State | 197.355 |
| 14 | Arizona State | 197.105 |
| 15 | Ohio State | 197.020 |
| 16 | Arkansas | 197.000 |
| 17 | Missouri | 196.985 |
| 18 | Georgia | 196.860 |
| 19 | Minnesota | 196.750 |
| 20 | Stanford | 196.705 |
| 21 | Maryland | 196.630 |
| 22(t) | Southern Utah | 196.625 |
| 22(t) | Illinois | 196.625 |
| 24 | Iowa | 196.610 |
| 25 | Washington | 196.530 |

LSU IN THE RANKINGS

| WEEK | TEAM | VT | UB | BB | FX |
|----------|------|----|----|----|----|
| 01/9/23 | 10 | 7 | 21 | 12 | 6 |
| 01/16/23 | 13 | 7 | 10 | 18 | 23 |
| 01/23/23 | 8 | 5 | 7 | 18 | 16 |
| 1/30/23 | 9 | 4 | 6 | 17 | 16 |
| 02/6/23 | 9 | 4 | 8 | 17 | 12 |
| 02/13/23 | 8 | 3 | 9 | 14 | 11 |
| 02/20/23 | 8 | 3 | 6 | 11 | 5 |
| 02/27/23 | 6 | 2 | 7 | 10 | 4 |
| 03/6/23 | 6 | 2 | 8 | 11 | 4 |
| 03/13/23 | - | - | - | - | - |
| 03/22/23 | - | - | - | - | - |
| 3/27/23 | - | - | - | - | - |
| 4/3/23 | - | - | - | - | - |

| INDIVIDUAL (TOP 25) | AA | VT | UB | BB | FX |
|---------------------|----|----|----|----|----|
| Elena Arenas | -- | -- | -- | -- | -- |
| Sierra Ballard | -- | -- | -- | -- | -- |
| Annie Beard | -- | -- | -- | -- | -- |
| Chase Brock | -- | 18 | -- | -- | -- |
| Haleigh Bryant | 4 | 1 | 17 | 19 | 17 |
| Ashley Cowan | -- | -- | -- | -- | -- |
| Olivia Dunne | -- | -- | -- | -- | -- |
| Aleah Finnegan | 14 | -- | -- | 6 | 5 |
| Cammy Hall | -- | -- | -- | -- | -- |
| Alexis Jeffrey | -- | -- | -- | -- | -- |
| Kiya Johnson | -- | -- | -- | -- | -- |
| KJ Johnson | -- | -- | -- | -- | -- |
| Lexi Nibbs | -- | -- | -- | -- | -- |
| Maddie Rau | -- | -- | -- | -- | -- |
| Kai Rivers | -- | -- | -- | -- | -- |
| Kamryn Ryan | -- | -- | -- | -- | -- |
| Alyona Shchennikova | -- | -- | -- | -- | -- |
| Tori Tatum | -- | -- | -- | -- | -- |
| Bryce Wilson | -- | -- | -- | -- | -- |

2023 LSU Gymnastics - Week 10 vs. West Virginia

POSSIBLE LINEUPS

| Vault | Season High | Beam | Season High | All-Around | Season High |
|---------------------|-------------|---------------------|-------------|---------------------|-------------|
| Elena Arenas | 9.925 | Elena Arenas | 9.925 | Haleigh Bryant | 39.800 |
| Alyona Shchennikova | 9.925 | Alyona Shchennikova | 9.850 | Aleah Finnegan | 39.800 |
| Chase Brock | 9.975 | Alexis Jeffrey | 9.900 | Alyona Shchennikova | 39.525 |
| Aleah Finnegan | 10.000 | Sierra Ballard | 9.925 | Elena Arenas | 39.425 |
| Bryce Wilson | 9.875 | Haleigh Bryant | 9.950 | | |
| Haleigh Bryant | 10.000 | Aleah Finnegan | 10.000 | | |
| Bars | Season High | Floor | Season High | | |
| Alexis Jeffrey | 9.925 | Sierra Ballard | 9.900 | | |
| Elena Arenas | 9.875 | Alyona Shchennikova | 9.925 | | |
| Tori Tatum | 9.900 | Chase Brock | 9.925 | | |
| Aleah Finnegan | 9.925 | Elena Arenas | 9.825 | | |
| Ashley Cowan | 9.850 | Aleah Finnegan | 10.000 | | |
| Haleigh Bryant | 9.950 | Haleigh Bryant | 9.975 | | |

GYMNAST SEASON AND CAREER HIGHS

| NAME | SEASON HIGHS | | | | | CAREER HIGHS | | | | |
|---------------------|--------------|-------|--------|--------|------------|--------------|-------|--------|--------|------------|
| | VAULT | BARS | BEAM | FLOOR | ALL-AROUND | VAULT | BARS | BEAM | FLOOR | ALL-AROUND |
| Elena Arenas | 9.925 | 9.875 | 9.925 | 9.875 | 39.425 | 9.950 | 9.875 | 9.925 | 9.875 | 39.425 |
| Sierra Ballard | -- | -- | 9.925 | 9.900 | -- | -- | -- | 9.925 | 9.925 | -- |
| Annie Beard | -- | -- | -- | -- | -- | -- | -- | -- | -- | -- |
| Chase Brock | 9.975 | -- | -- | 9.925 | -- | 9.975 | 9.875 | -- | 9.925 | -- |
| Haleigh Bryant | 10.000 | 9.950 | 9.950 | 9.975 | 39.800 | 10.000 | 9.950 | 9.950 | 9.975 | 39.800 |
| Ashley Cowan | -- | 9.850 | -- | -- | -- | -- | 9.850 | -- | -- | -- |
| Olivia Dunne | -- | 9.825 | -- | -- | -- | -- | 9.925 | -- | 9.900 | -- |
| Aleah Finnegan | 10.000 | 9.925 | 10.000 | 10.000 | 39.800 | 10.000 | 9.925 | 10.000 | 10.000 | 39.800 |
| Cammy Hall | -- | -- | -- | -- | -- | -- | -- | -- | -- | -- |
| Alexis Jeffrey | -- | 9.925 | 9.900 | 9.750 | -- | -- | 9.925 | 9.900 | 9.750 | -- |
| Kiya Johnson | 9.875 | 9.900 | 9.850 | 9.900 | 39.400 | 10.000 | 9.950 | 10.000 | 10.000 | 39.750 |
| KJ Johnson | 9.950 | -- | 9.875 | 9.950 | -- | 9.950 | -- | 9.875 | 9.950 | -- |
| Lexi Nibbs | -- | -- | -- | -- | -- | 9.775 | -- | -- | -- | -- |
| Maddie Rau | -- | -- | -- | -- | -- | 9.850 | -- | -- | -- | -- |
| Kai Rivers | -- | -- | 9.900 | -- | -- | 9.900 | 9.900 | 9.950 | -- | -- |
| Alyona Shchennikova | 9.925 | 9.875 | 9.850 | 9.925 | 39.525 | 9.950 | 9.950 | 9.925 | 9.925 | 39.525 |
| Tori Tatum | -- | 9.900 | -- | -- | -- | -- | 9.900 | -- | -- | -- |
| Bryce Wilson | 9.875 | -- | 9.850 | -- | -- | 9.875 | -- | 9.850 | -- | -- |

2023 INDIVIDUAL TITLES

| | | | |
|--|--|---|---|
| Jan. 6 at #3 Utah VAULT Haleigh Bryant - 9.900 FLOOR Aleah Finnegan - 9.950 ALL-AROUND Haleigh Bryant - 39.450 Aleah Finnegan - 39.450 | Jan. 20 vs #12 Missouri VAULT Haleigh Bryant - 10.000 BEAM Aleah Finnegan - 9.950 FLOOR Haleigh Bryant - 9.950 ALL-AROUND Haleigh Bryant - 39.750 | BEAM Haleigh Bryant - 9.900 Aleah Finnegan - 9.900 FLOOR Aleah Finnegan- 10.000 ALL-AROUND Haleigh Bryant - 39.700 | Feb. 24 vs #9 Alabama VAULT Haleigh Bryant - 10.000 FLOOR Aleah Finnegan - 10.000 ALL-AROUND Haleigh Bryant - 39.800 |
| Jan. 13 at #12 Kentucky BARS Haleigh Bryant - 9.950 BEAM Haleigh Bryant - 9.950 ALL-AROUND Haleigh Bryant - 39.575 | Jan. 27 at #23 Arkansas VAULT Haleigh Bryant - 9.950 KJ Johnson - 9.950 BEAM Aleah Finnegan - 9.925 ALL-AROUND Haleigh Bryant - 39.575 | Feb. 10 vs #5 Auburn VAULT Aleah Finnegan - 10.000 BEAM Aleah Finnegan - 9.950 FLOOR Aleah Finnegan - 9.975 ALL-AROUND Aleah Finnegan - 39.800 | March 3 at Podium Challenge VAULT Haleigh Bryant - 9.975 Chase Brock - 9.975 ALL-AROUND Haleigh Bryant - 39.700 |
| Jan. 16 vs #1 Oklahoma VAULT Haleigh Bryant - 9.925 BEAM Haleigh Bryant - 9.950 FLOOR Aleah Finnegan - 9.950 ALL-AROUND Haleigh Bryant - 39.675 | Feb. 3 vs #17 Georgia VAULT Haleigh Bryant - 9.975 BARS Haleigh Bryant - 9.900 Alexis Jeffrey - 9.900 | Feb. 17 vs #2 Florida VAULT Haleigh Bryant - 9.975 BEAM Aleah Finnegan - 10.000 FLOOR KJ Johnson - 9.950 | |

2023 LSU Gymnastics - Week 10 vs. West Virginia

ROUTINE BREAKDOWNS

VAULT - GARRETT GRIFFETH

| PROBABLE | ELENA ARENAS | ALYONA SHCHENNIKOVA | CHASE BROCK | ALEAH FINNEGAN | BRYCE WILSON | HALEIGH BRYANT |
|----------|----------------|--------------------------------|----------------|----------------|----------------|--------------------------------------|
| | Yurchenko Full | Yurchenko 1.5 (Yurchenko Full) | Yurchenko Full | Omelianchik | Yurchenko Full | Front Handspring- Front Pike Half |
| ALT. | ALEXIS JEFFREY | | | | | |
| | Yurchenko Full | | | | | |

BARS -JAY CLARK

| PROBABLE | ALEXIS JEFFREY | OLIVIA DUNNE/ ELENA ARENAS | TORI TATUM | ALEAH FINNEGAN | ASHLEY COWAN | HALEIGH BRYANT |
|----------|--|-------------------------------|--|--|-------------------------------------|---|
| | Maloney immediate pak, 1/2 pirouette, half in-half out | | Ray immediate pak salto, 1/2 pirouette, half in-half out | Toe-handstand, delchev, ball handstand, double arabian | Ray immediate bail to double layout | Blind change, jaegar, bail handstand, blind change, double front half out |
| ALT. | ALYONA SHCHENNIKOVA | | | | | |
| | Ray immediate pak salto, 1/2 pirouette, double layout | | | | | |

BEAM - ASHLEIGH GNAT

| PROBABLE | ELENA ARENAS | ALYONA SHCHENNIKOVA | ALEXIS JEFFREY | SIERRA BALLARD | HALEIGH BRYANT | ALEAH FINNEGAN |
|----------|--|---|----------------|---|--|---|
| | Switch Leap + Split Jump, Backhandspring + Back Layout, Front Toss, Full Turn, Switch leap Half, Round off + One and a half Dismount | Full turn, Front Aerial + Backhandspring + Backhandspring, Switch leap + Split Jump, Side Aerial, Backhandspring + Gainer Full Dismount | | Backhandspring + Back Layout, Full turn, Sissone + Switch Leap ½, Front toss, Round off + One and a half dismount | Front Aerial + Backhandspring, Switch leap + Straddle Quarter, Full turn, Standing Front Tuck, Split Jump, Rudi Dismount | Backhandspring + Back Layout + Back Layout, Switch Leap + Split Jump, Front Aerial, Full turn, Gainer Full Dismount |
| ALT. | BRYCE WILSON | | | | | |

FLOOR - COURTNEY MCCOOL GRIFFETH

| PROBABLE | SIERRA BALLARD | ALYONA SHCHENNIKOVA | CHASE BROCK | ELENA ARENAS | ALEAH FINNEGAN | HALEIGH BRYANT |
|----------|--|--|---|--|---|---|
| | Double layout, 1.5 front layout stag jump, switch ring + switch half to knee, double pike | Front double full, 1.5-front layout, switch leap-switch ½ ring, front handspring-rudi-split jump | Back handspring double pike, back handspring double tuck, switch side + popa, back 1.5 + front full | Front handspring- front double full, switch half + wolf full + wolf full, cartwheel-back layout, front layout-front full | double arabian stag jump, 2.5 front tuck, switch ring + tour jete half, back 1.5 front layout | Front handspring-double front, front layout-rudi, switch ring + switch half, front handspring front double full |
| ALT. | ALEXIS JEFFREY | | | | | |
| | Front through round off back handspring double tuck, switch side + popa, double wolf turn, back handspring double pike | | | | | |

2023 LSU Gymnastics - Week 10 vs. West Virginia

CAREER INDIVIDUAL TITLES

Sr. Kiya Johnson - 40 total titles
15 Floor, 9 All-Around, 8 Vault, 5 Beam, 3 Bars

2022 Titles - 6 Total

| | | |
|--------|--------|------------------|
| BB (2) | 9.950 | 2/11 at Florida |
| | 10.000 | 2/18 vs. Alabama |
| FX (2) | 10.000 | 2/5 vs. Auburn |
| | 9.950 | 2/25 at TWU Quad |
| UB (1) | 9.900 | 1/28 at Georgia |
| AA (1) | 39.450 | 2/25 at TWU Quad |

2021 Titles - 10 Total Titles

| | | |
|--------|--------|----------------------------|
| FX (6) | 10.000 | 1/8 vs. Arkansas |
| | 9.975 | 1/15 at Arkansas |
| | 10.000 | 3/5 vs. Missouri |
| | 10.000 | 3/20 at SEC Championships |
| | 9.950 | 4/2 at NCAA Second Round |
| | 9.950 | 4/3 at NCAA Regional Final |
| AA (2) | 39.625 | 3/5 vs. Missouri |
| | 39.700 | 4/2 at NCAA Second Round |
| VT (2) | 9.950 | 2/26 at Kentucky |
| | 9.950 | 4/2 at NCAA Second Round |

2020 Titles - 24 Total

| | | |
|--------|--------|-------------------------|
| FX (7) | 9.950 | 1/3 vs. Arizona |
| | 9.900 | 1/17 vs. Auburn |
| | 9.975 | 1/24 at Florida |
| | 9.950 | 1/31 vs. Alabama |
| | 9.950 | 2/14 at GymQuarters |
| | 9.975 | 2/16 vs. Kentucky |
| | 9.925 | 2/21 at Missouri |
| AA (6) | 39.525 | 1/10 at Georgia |
| | 39.600 | 1/17 vs. Auburn |
| | 39.600 | 1/31 vs.. Alabama |
| | 39.575 | 2/at Oregon St. Tri |
| | 39.750 | 2/14 at GymQuarters |
| | 39.650 | 2/16 vs. Kentucky |
| VT (6) | 9.900 | 1/3 vs. Arizona |
| | 9.925 | 1/10 at Georgia |
| | 9.925 | 1/17 vs. Auburn |
| | 9.950 | 1/31 vs. Alabama |
| | 9.900 | 2/8 at Oregon St. Tri |
| | 10.000 | 2/14 at GymQuarters |
| BB (3) | 9.900 | 1/17 vs. Auburn |
| | 10.000 | 1/24 at Florida |
| | 9.925 | 2/14 at Gymquarters |
| UB (2) | 9.900 | 2/8 at Oregon State Tri |
| | 9.950 | 2/28 vs. Arkansas |

Sr. Alyona Shchennikova - 10 Total
4 Bars, 2 Vault, 2 All-Around, 1 Beam, 1 Floor

2022 Titles - 5 Total

| | | |
|--------|--------|-------------------|
| AA (2) | 39.300 | 1/7 vs. Centenary |
| | 38.975 | 1/28 at Georgia |
| UB (2) | 9.950 | 1/7 vs. Centenary |
| | 9.925 | 3/11 vs. Utah |
| FX (1) | 9.900 | 1/28 at Georgia |

2021 Titles -4 Total

| | | |
|--------|-------|------------------|
| VT(2) | 9.900 | 2/5 at Auburn |
| | 9.950 | 2/26 at Kentucky |
| UB (1) | 9.900 | 3/5 vs. Missouri |
| BB (1) | 9.925 | 2/26 at Kentucky |

2020 Title - 1 Total

| | | |
|--------|-------|---------------------|
| UB (1) | 9.950 | 2/14 at GymQuarters |
|--------|-------|---------------------|

Sr. Kai Rivers - 2 Total Titles

2022 Titles - 1 Total

| | | |
|--------|-------|-----------------|
| UB (1) | 9.900 | 1/28 at Georgia |
|--------|-------|-----------------|

2020 Title - 1 Total

| | | |
|--------|------|-----------------------|
| UB (1) | 9.90 | 2/8 at Oregon St. Tri |
|--------|------|-----------------------|

Jr. Elena Arenas - 2 Total Titles
2 Vault

2021 Title - 2 Vault

| | | |
|-------|-------|---------------------------|
| VT(2) | 9.900 | 2/5 at Auburn |
| | 9.950 | 3/20 at SEC Championships |

Jr. Haleigh Bryant - 52 Total Titles
22 Vault, 16 All-Around, 6 Bars, 5 Beam, 3 Floor

2023 Titles - 22 total

| | | |
|--------|--------|-------------------------|
| VT (8) | 9.900 | 1/6 at #3 Utah |
| | 9.925 | 1/16 vs #1 Oklahoma |
| | 10.000 | 1/20 vs #12 Missouri |
| | 9.950 | 1/27 at #23 Arkansas |
| | 9.975 | 2/3 vs #17 Georgia |
| | 9.975 | 2/17 vs #2 Florida |
| | 10.00 | 2/24 at #9 Alabama |
| | 9.975 | 3/3 at Podium Challenge |
| AA (8) | 39.450 | 1/6 at #3 Utah |
| | 39.575 | 1/13 at #12 Kentucky |
| | 39.675 | 1/16 vs #1 Oklahoma |
| | 39.750 | 1/20 vs #12 Missouri |
| | 39.575 | 1/27 at #23 Arkansas |
| | 39.700 | 2/3 vs #17 Georgia |
| | 39.700 | 3/3 at Podium Challenge |
| UB (2) | 9.950 | 1/13 at #12 Kentucky |
| | 9.900 | 2/3 vs #17 Georgia |
| BB (3) | 9.950 | 1/13 at #12 Kentucky |
| | 9.950 | 1/16 vs #1 Oklahoma |
| | 9.900 | 2/3 vs #17 Georgia |
| FX (1) | 9.950 | 1/20 vs #12 Missouri |

2022 Titles - 16 Total

| | | |
|--------|--------|-----------------------------|
| VT (6) | 9.925 | 1/7 vs. Centenary |
| | 10.000 | 2/5 vs. Auburn |
| | 10.000 | 2/20 at Missouri w/Arkansas |
| | 9.950 | 2/25 at TWU Quad |
| | 9.950 | 3/4 vs. Kentucky |
| | 10.000 | 3/11 vs. Utah |
| UB (4) | 9.900 | 1/28 at Georgia |
| | 9.950 | 2/11 at Florida |
| | 9.925 | 2/25 at TWU Quad |
| | 9.950 | 3/4 vs. Kentucky |
| AA (4) | 39.675 | 2/18 vs. Alabama |
| | 39.700 | 2/20 at Missouri w/Arkansas |
| | 39.750 | 3/4 vs. Kentucky |
| | 39.700 | 3/11 vs. Utah |
| BB (2) | 9.875 | 1/7 vs. Centenary |
| | 9.950 | 3/4 vs. Kentucky |

2021 Titles - 14 Total

| | | |
|--------|--------|----------------------------|
| VT (8) | 9.900 | 1/8 vs. Arkansas |
| | 9.900 | 1/22 vs. Georgia |
| | 9.900 | 2/5 at Auburn |
| | 10.000 | 3/5 vs. Missouri |
| | 9.950 | 3/20 at SEC Championships |
| | 9.950 | 4/2 at NCAA Second Round |
| | 10.000 | 4/3 at NCAA Regional Final |
| | 9.95 | 4/16 at NCAA Semifinal II |
| AA (4) | 39.600 | 1/15 at Arkansas |
| | 39.475 | 1/22 vs. Georgia |
| | 39.550 | 2/5 at Auburn |
| | 39.625 | 3/5 vs. Missouri |
| FX (2) | 9.950 | 1/15 at Arkansas |
| | 9.950 | 2/26 at Kentucky |

Jr. Chase Brock - 1 Total Title
1 Vault

2023 Titles - 1 total

| | | |
|--------|-------|-------------------------|
| VT (1) | 9.975 | 3/3 at Podium Challenge |
|--------|-------|-------------------------|

So. Aleah Finnegan - 14 Total Titles
6 Beam, 5 Floor, 2 All-Around, 1 Vault

2023 Title - 13 Total

| | | |
|--------|--------|---------------------|
| FX (5) | 9.950 | 1/6 at #3 Utah |
| | 9.950 | 1/16 vs #1 Oklahoma |
| | 10.000 | 2/3 vs #17 Georgia |
| | 9.975 | 2/10 vs #5 Auburn |

| | | |
|----------------------|--------|----------------------|
| | 10.00 | 2/24 at #9 Alabama |
| AA (2) | 39.450 | 1/6 at #3 Utah |
| | 39.800 | 2/10 vs #5 Auburn |
| BB (5) | 9.950 | 1/20 vs #12 Missouri |
| | 9.925 | 1/27 at #23 Arkansas |
| | 9.900 | 2/3 vs #17 Georgia |
| | 9.950 | 2/10 vs #5 Auburn |
| | 10.000 | 2/17 vs #2 Florida |
| VT (1) | 10.000 | 2/10 vs #5 Auburn |
| 2022 Title - 1 Total | | |
| BB (1) | 9.925 | 2/25 at TWU Quad |

So. KJ Johnson - 4 Total Titles
2 Vault, 2 Floor

2023 Titles - 2 total

| | | |
|--------|-------|----------------------|
| VT (1) | 9.900 | 1/27 at #23 Arkansas |
| FX (1) | 9.950 | 2/17 vs. #2 Florida |

2022 Titles - 2 Total

| | | |
|--------|-------|-------------------|
| FX (1) | 9.900 | 1/7 vs. Centenary |
| VT (1) | 9.950 | 2/25 at TWU Quad |

So. Alexis Jeffrey - 1 Total Titles
1 bars

2023 Titles - 1 total

| | | |
|--------|-------|--------------------|
| UB (1) | 9.900 | 2/3 at #17 Georgia |
|--------|-------|--------------------|

2023 LSU Gymnastics - Week 10 vs. West Virginia

INDIVIDUAL RECORDS HISTORY

Single Season Bests

Vault Titles

| | | | |
|----|------------------------|----|------|
| 1. | Susan Jackson | 12 | 2010 |
| | Ashleigh Clare-Kearney | 12 | 2008 |
| 3. | Ashleigh Clare-Kearney | 11 | 2007 |
| 4. | Ashleigh Gnat | 10 | 2016 |
| | Sandra Smith | 10 | 1980 |
| 6. | Ashleigh Gnat | 9 | 2017 |
| | Ashleigh Clare-Kearney | 9 | 2009 |
| | Jennifer Wood | 9 | 1995 |
| | Jennifer Lyerly | 9 | 1987 |
| | Sandra Smith | 9 | 1982 |

Bars Titles

| | | | |
|----|-------------------|----|------|
| 1. | Sarie Morrison | 12 | 2013 |
| 2. | Sarah Finnegan | 11 | 2019 |
| | Rheagan Courville | 9 | 2015 |
| | Susan Jackson | 9 | 2010 |
| 5. | Sarah Finnegan | 8 | 2018 |
| | Sarie Morrison | 8 | 2014 |
| | Annie Gagnon | 8 | 2004 |
| | Sandra Smith | 8 | 1980 |
| 9. | Jeanie Beadle | 7 | 1977 |

Beam Titles

| | | | |
|----|------------------------|----|------|
| 1. | Sarah Finnegan | 11 | 2019 |
| 2. | April Burkholder | 10 | 2006 |
| 3. | Jessie Jordan | 8 | 2015 |
| | Jeanie Beadle | 8 | 1977 |
| 5. | Sandra Smith | 7 | 1980 |
| 6. | Sarah Finnegan | 6 | 2018 |
| | Sarah Finnegan | 6 | 2017 |
| | Rheagan Courville | 6 | 2013 |
| | Susan Jackson | 6 | 2010 |
| | Susan Jackson | 6 | 2009 |
| | Ashleigh Clare-Kearney | 6 | 2008 |
| | Lisa Rennie | 6 | 2005 |

Floor Titles

| | | | |
|----|------------------------|----|------|
| 1. | Ashleigh Gnat | 12 | 2017 |
| 2. | Sarah Finnegan | 11 | 2019 |
| | Ashleigh Gnat | 10 | 2016 |
| | Lloimincia Hall | 10 | 2013 |
| | Ashleigh Clare-Kearney | 10 | 2009 |
| | Sandra Smith | 10 | 1980 |
| 6. | April Burkholder | 9 | 2005 |
| 7. | Myia Hambrick | 8 | 2018 |
| | Lloimincia Hall | 8 | 2014 |
| 8. | Kiya Johnson | 7 | 2020 |
| | Lloimincia Hall | 7 | 2012 |
| | Susan Jackson | 7 | 2010 |
| | Lauren Klein | 7 | 2007 |
| | April Burkholder | 7 | 2004 |
| | Jeanie Beadle | 7 | 1978 |

All-Around Titles

| | | | |
|----|------------------------|----|------|
| 1. | Sarah Finnegan | 14 | 2019 |
| 2. | Susan Jackson | 11 | 2010 |
| 3. | Sandra Smith | 10 | 1980 |
| 4. | Rheagan Courville | 9 | 2013 |
| | Ashleigh Clare-Kearney | 9 | 2008 |
| 6. | Haleigh Bryant | 8 | 2023 |
| | April Burkholder | 8 | 2004 |
| | Rheagan Courville | 8 | 2014 |
| 9. | Sarah Finnegan | 7 | 2018 |
| | April Burkholder | 7 | 2006 |
| | Jennifer Wood | 7 | 1995 |
| | Jeanie Beadle | 7 | 1978 |

Total Individual Titles

| | | | |
|-----|------------------------|----|------|
| 1. | Sarah Finnegan | 49 | 2019 |
| 2. | Susan Jackson | 45 | 2010 |
| | Sandra Smith | 45 | 1980 |
| 4. | Ashleigh Clare-Kearney | 39 | 2008 |
| 5. | Ashleigh Clare-Kearney | 32 | 2007 |
| | Jeanie Beadle | 32 | 1977 |
| 7. | Ashleigh Clare-Kearney | 31 | 2009 |
| | April Burkholder | 31 | 2006 |
| 9. | Jennifer Wood | 30 | 1995 |
| 10. | April Burkholder | 29 | 2004 |

Career Bests

Vault Titles

| | | |
|-----|------------------------|----|
| 1. | Ashleigh Clare-Kearney | 37 |
| 2. | Rheagan Courville | 29 |
| 3. | Sandra Smith | 26 |
| 4. | April Burkholder | 23 |
| | Angie Topham | 23 |
| 6. | Haleigh Bryant | 22 |
| | Jennifer Wood | 22 |
| | Jennifer Lyerly | 22 |
| | Ashleigh Gnat | 22 |
| 10. | Susan Jackson | 19 |
| 11. | Kennedi Edney | 17 |

Bars Titles

| | | |
|----|------------------------|----|
| 1. | Sarie Morrison | 28 |
| 2. | Sarah Finnegan | 27 |
| 3. | Rheagan Courville | 19 |
| 4. | Ashleigh Clare-Kearney | 18 |
| 5. | Jennifer Wood | 16 |
| 6. | Jeanie Beadle | 15 |
| 7. | Susan Jackson | 14 |
| | Sandra Smith | 14 |
| 9. | Lexie Priessman | 13 |
| | Annie Gagnon | 13 |

Beam Titles

| | | |
|-----|-------------------|----|
| 1. | Sarah Finnegan | 27 |
| 2. | April Burkholder | 24 |
| 3. | Jessie Jordan | 15 |
| | Amy McClosky | 15 |
| 4. | Jeanie Beadle | 14 |
| 5. | Rheagan Courville | 13 |
| | Susan Jackson | 13 |
| 8. | Sandra Smith | 12 |
| | Ashleigh Gnat | 12 |
| 10. | Lisa Rennie | 11 |

Floor Titles

| | | |
|-----|------------------------|----|
| 1. | Lloimincia Hall | 31 |
| 2. | Ashleigh Clare-Kearney | 27 |
| | April Burkholder | 27 |
| 4. | Ashleigh Gnat | 23 |
| 5. | Sandra Smith | 22 |
| 6. | Kiya Johnson | 15 |
| 7. | Sarah Finnegan | 14 |
| | Myia Hambrick | 14 |
| 9. | Kiya Johnson | 13 |
| | Nicki Arnstad | 13 |
| 11. | Susan Jackson | 12 |
| | Rachelle Fruge' | 12 |
| | Jeanie Beadle | 12 |

All-Around Titles

| | | |
|-----|------------------------|----|
| 1. | Rheagan Courville | 26 |
| 2. | April Burkholder | 25 |
| 3. | Sarah Finnegan | 23 |
| 4. | Ashleigh Clare-Kearney | 22 |
| 5. | Sandra Smith | 19 |
| 6. | Haleigh Bryant | 16 |
| | Susan Jackson | 16 |
| 8. | Myia Hambrick | 14 |
| | Jeanie Beadle | 14 |
| 10. | Jennifer Wood | 11 |
| 11. | Kennedi Edney | 10 |
| | Jessie Jordan | 10 |
| | Amy McClosky | 10 |
| | Rachelle Fruge' | 10 |

Total Individual Titles

| | | |
|-----|------------------------|-----|
| 1. | Ashleigh Clare-Kearney | 114 |
| 2. | April Burkholder | 108 |
| 3. | Sarah Finnegan | 95 |
| | Rheagan Courville | 95 |
| 5. | Sandra Smith | 93 |
| 6. | Susan Jackson | 74 |
| 7. | Jeanie Beadle | 66 |
| 8. | Ashleigh Gnat | 62 |
| | Jennifer Wood | 62 |
| 10. | Haleigh Bryant | 52 |
| | Myia Hambrick | 52 |
| 12. | Angie Topham | 47 |
| 13. | Sarie Morrison | 43 |
| 14. | Kennedi Edney | 42 |
| 15. | Jennifer Lyerly | 40 |
| | Kiya Johnson | 40 |
| 17. | Lloimincia Hall | 37 |
| | Rachelle Fruge' | 37 |
| 19. | Kiya Johnson | 34 |
| 20. | Jessie Jordan | 32 |
| | Amy McClosky | 32 |

Career National Titles

| | | |
|----|------------------------|----------------------------|
| 1. | Susan Jackson | 3 ('08 VT, '10 BB, '10 AA) |
| 2. | Sarah Finnegan | 2 ('17 UB, '19 UB) |
| | Kennedi Edney | 2 ('17 VT, '19 VT) |
| | Rheagan Courville | 2 ('13 VT, '14 VT) |
| | Ashleigh Clare-Kearney | 2 ('09 VT, '09 FX) |
| 6. | Haleigh Bryant | 1 ('21 VT) |
| | Ashleigh Gnat | 1 ('17 FX) |
| | April Burkholder | 1 ('06 BB) |
| | Nicki Arnstad | 1 ('02 FX) |
| | Jeanie Beadle | 1 ('77 BB) |

Career SEC Titles

| | | |
|----|------------------------|------------------------------------|
| 1. | Sarah Finnegan | 5 ('18 AA; '19 UB, BB, FX, AA) |
| | Rheagan Courville | 5 ('13 VT/BB/AA, '15 VT/AA) |
| | Sandra Smith | 5 ('81 VT/FX, '82 VT/FX, '83 VT) |
| 5. | Ashleigh Gnat | 4 ('16 FX, '17 VT/BB/FX) |
| | Lloimincia Hall | 4 ('12 FX, '13 FX, '14 FX, '15 FX) |
| 6. | Susan Jackson | 3 ('08 VT, '09 BB, '10 VT) |
| | Ashleigh Clare-Kearney | 3 ('08 FX/AA, '09 FX) |
| 8. | Rachelle' Fruge | 2 ('91 BB/AA) |

[18 gymnasts with one title. Last: Elena Arenas, VT; Haleigh Bryant, VT; and Kiya Johnson FX in 2021]

Career All-America Honors

| | | |
|-----|-------------------|--------------------|
| 1. | Sarah Finnegan | 23 (11 Reg Season) |
| | Rheagan Courville | 23 (11 Reg Season) |
| 3. | Myia Hambrick | 20 (9 Reg Season) |
| 4. | Kennedi Edney | 18 (9 Reg Season) |
| 5. | Ashleigh Gnat | 17 (7 Reg Season) |
| 6. | April Burkholder | 14 |
| 7. | Susan Jackson | 12 |
| 8. | Jessie Jordan | 11 (5 Reg Season) |
| 9. | Jennifer Wood | 10 |
| 10. | Kiya Johnson | 8 (5 Reg season) |

Career Perfect 10.0 Scores

| | | |
|-----|------------------------|----------------------|
| 1. | Jennifer Wood | 9 (all on VT) |
| | Ashleigh Gnat | 9 (4 FX, 5 VT) |
| 3. | April Burkholder | 8 (4 FX, 2 VT, 2 BB) |
| 4. | Haleigh Bryant | 7 (all on VT) |
| | Lloimincia Hall | 7 (all on FX) |
| | Kiya Johnson | 7 (4 FX, 2 BB, 1 VT) |
| 7. | Sarah Finnegan | 6 2 UB, 2 BB, 2 FX |
| 8. | Ashleigh Clare-Kearney | 5 (4 VT, 1 FX) |
| 9. | Aleah Finnegan | 4 (2 FX, 1 VT, 1 BB) |
| 10. | Rheagan Courville | 3 (all on VT) |
| 11. | Kennedi Edney | 2 (1 VT, 1 FX) |
| | Terin Martinjak | 2 (1 BB, 1 FX) |
| | Nicki Arnstad | 2 (all on FX) |

2023 LSU Gymnastics - Week 10 vs. West Virginia

PERFECT 10.00 SCORES

Total Perfect 10.0 Scores in LSU History: 81

Vault (36)

| | | |
|------------------------|---|---------|
| Haleigh Bryant | at Alabama | 2/24/23 |
| Aleah Finnegan | at Auburn | 2/10/23 |
| Haleigh Bryant | vs. Missouri | 1/20/23 |
| Haleigh Bryant | vs. Utah | 3/11/22 |
| Haleigh Bryant | at Missouri w/ Arkansas | 2/20/22 |
| Haleigh Bryant | vs. Auburn | 2/5/22 |
| Haleigh Bryant | at NCAA Regional Final (Salt Lake City, Utah) | 4/3/21 |
| Haleigh Bryant | vs. Missouri | 3/5/21 |
| Kiya Johnson | at GymQuarters | 2/14/20 |
| Kennedi Edney | at Arizona | 3/15/19 |
| Ashleigh Gnat | at SEC Championship Session II | 3/18/17 |
| Ashleigh Gnat | vs. Florida | 3/5/17 |
| Ashleigh Gnat | at Alabama | 1/13/17 |
| Ashleigh Gnat | at Metroplex Challenge | 1/30/16 |
| Ashleigh Gnat | vs. Kentucky | 1/22/16 |
| Rheagan Courville | vs. Minnesota | 3/6/15 |
| Jessie Jordan | vs. Minnesota | 3/6/15 |
| Rheagan Courville | at Metroplex Challenge | 2/15/14 |
| Rheagan Courville | at SEC Championship Session II | 3/23/13 |
| Sarie Morrison | vs. Arkansas | 2/15/13 |
| Ashleigh Clare-Kearney | vs. North Carolina State | 3/7/09 |
| Ashleigh Clare-Kearney | at NCAA Regional Championships (Baton Rouge) | 4/12/08 |
| Ashleigh Clare-Kearney | vs. Michigan State | 2/29/08 |
| Ashleigh Clare-Kearney | at Super Six Challenge (Fayetteville, Ark.) | 1/5/07 |
| April Burkholder | at Oklahoma | 3/11/05 |
| April Burkholder | at Texas Woman's/Arizona | 2/23/04 |
| Stephanie Hyett | vs. Illinois-Chicago | 3/7/97 |
| Jennifer Wood | vs. New Hampshire/Missouri/Centenary | 3/15/96 |
| Jennifer Wood | vs. Alabama | 2/23/96 |
| Jennifer Wood | at NCAA Regional Championships | 4/7/95 |
| Jennifer Wood | vs. Florida | 3/3/95 |
| Jennifer Wood | vs. Arizona | 2/24/95 |
| Jennifer Wood | vs. Georgia | 2/17/95 |
| Jennifer Wood | vs. Kentucky | 3/4/94 |
| Jennifer Wood | vs. North Carolina State | 2/25/94 |
| Jennifer Wood | vs. Alabama | 2/18/94 |

Bars (5)

| | | |
|-----------------|----------------------|---------|
| Sarah Finnegan | at Arizona | 3/15/19 |
| Lexie Priessman | vs. Georgia | 3/1/19 |
| Sarah Finnegan | vs. Arizona | 3/17/18 |
| Sharene Mamby | vs. Denver | 1/26/01 |
| Syreeta Barnett | vs. Illinois-Chicago | 3/7/97 |

Beam (9)

| | | |
|------------------|--------------------------------------|---------|
| Aleah Finnegan | vs. Florida | 2/17/23 |
| Kiya Johnson | Alabama | 2/18/22 |
| Kiya Johnson | at Florida | 1/24/20 |
| Sarah Finnegan | vs. Georgia | 3/1/19 |
| Sarah Finnegan | vs. Arizona | 3/17/18 |
| April Burkholder | at Oklahoma | 3/11/05 |
| Terin Martinjak | at Centenary | 3/12/04 |
| April Burkholder | at Centenary | 3/12/04 |
| Amy McClosky | vs. New Hampshire/Missouri/Centenary | 3/15/96 |

Floor (32)

| | | |
|------------------------|---|---------|
| Aleah Finnegan | at Alabama | 2/24/23 |
| Aleah Finnegan | vs. Georgia | 2/3/23 |
| Kiya Johnson | vs. Auburn | 2/5/22 |
| Kiya Johnson | at SEC Championship Session II | 3/20/21 |
| Kiya Johnson | vs. Missouri | 3/5/21 |
| Kiya Johnson | vs. Arkansas | 1/5/21 |
| Sarah Finnegan | at SEC Championship Session II | 3/23/19 |
| McKenna Kelley | vs. Oregon State | 3/8/19 |
| Kennedi Edney | vs. Oregon State | 3/8/19 |
| Myia Hambrick | vs. Auburn | 3/4/18 |
| Sarah Finnegan | vs. Auburn | 3/4/18 |
| Ashleigh Gnat | at SEC Championship Session II | 3/19/16 |
| Ashleigh Gnat | at Texas Woman's/Oregon State/New Hampshire | 3/12/16 |
| Ashleigh Gnat | vs. Alabama | 3/4/16 |
| Ashleigh Gnat | vs. Auburn | 2/19/16 |
| Lloimincia Hall | at Centenary/New Hampshire | 3/13/15 |
| Lloimincia Hall | vs. Minnesota | 3/6/15 |
| Lloimincia Hall | at NCAA Baton Rouge Regional | 4/5/14 |
| Lloimincia Hall | at Metroplex Challenge | 2/15/14 |
| Lloimincia Hall | vs. Alabama | 1/31/14 |
| Lloimincia Hall | vs. Alabama | 3/8/13 |
| Lloimincia Hall | at Missouri | 2/8/13 |
| Ashleigh Clare-Kearney | vs. Michigan St. | 2/29/08 |
| April Burkholder | vs. Arkansas | 2/4/05 |
| Terin Martinjak | at Texas Woman's/Arizona | 2/23/04 |
| Nicki Butler | at Texas Woman's/Arizona | 2/23/04 |

HIGHEST ALL-TIME EVENT SCORES - TEAM

Vault

| | | | |
|-----|---------|-------------------------------------|---------|
| 1. | 49.825 | vs. Minnesota | 3/6/15 |
| 2. | 49.675 | at Alabama | 2/24/23 |
| | | at Arizona | 3/15/19 |
| 4. | 49.650 | NCAA Baton Rouge Regional | 4/5/14 |
| 5. | 49.625 | at SEC Championships | 3/20/21 |
| | | at Kentucky | 2/26/21 |
| | | vs. Florida | 3/5/17 |
| | | at Centenary/New Hampshire | 3/13/15 |
| | | NCAA Central Regional Championships | 4/12/08 |
| | | at Centenary | 3/12/04 |
| 11. | 49.600 | vs. Florida | 2/12/21 |
| | | at Alabama | 1/13/17 |
| | | at Oklahoma | 2/9/14 |
| | | vs. Alabama | 3/8/13 |
| 15. | 49.575 | at Florida | 1/24/20 |
| | | at SEC Championship Session II | 3/18/17 |
| | | vs. George Washington/Iowa | 2/19/17 |
| | | at Auburn | 2/13/15 |
| | | vs. Missouri | 2/28/14 |
| | | vs. Alabama | 1/31/14 |
| 21. | 49.5625 | at NCAA Championships Semifinal II | 4/14/17 |
| 22. | 49.550 | vs. Missouri | 3/5/21 |
| | | at Florida | 2/26/16 |
| | | at SEC Championship Session II | 3/21/15 |
| | | at Florida | 2/21/14 |
| | | at Auburn | 2/22/13 |
| | | vs. Centenary | 3/18/05 |

Bars

| | | | |
|-----|--------|-------------------------------------|---------|
| 1. | 49.750 | vs. Arizona | 3/17/18 |
| 2. | 49.725 | vs. Texas Woman's | 2/18/18 |
| 3. | 49.650 | vs. Kentucky | 3/1/02 |
| 4. | 49.625 | vs. Alabama | 1/19/18 |
| 5. | 49.600 | at Arizona | 3/15/19 |
| | | vs. Arkansas | 1/5/18 |
| | | vs. Iowa | 1/9/15 |
| | | at Metroplex Challenge | 2/15/14 |
| 9. | 49.575 | at NC State | 3/9/18 |
| 10. | 49.550 | vs. Florida | 2/12/21 |
| | | vs. Auburn | 3/4/18 |
| | | at GymQuarters Invite | 2/16/18 |
| | | vs. Alabama | 2/8/02 |
| | | vs. Centenary | 2/13/98 |
| 15. | 49.525 | vs. Arkansas | 2/28/20 |
| | | vs. Florida | 1/18/19 |
| | | vs. Denver | 1/26/01 |
| 18. | 49.500 | vs. Florida | 2/17/23 |
| | | vs. Oklahoma | 1/16/23 |
| | | vs. Centenary | 1/7/22 |
| | | vs. NC State | 2/1/19 |
| | | NCAA Championships Semifinal I | 4/20/18 |
| | | vs. George Washington and Iowa | 2/19/17 |
| | | vs. Florida | 2/20/15 |
| | | vs. Missouri | 2/28/14 |
| | | vs. North Carolina/Illinois-Chicago | 2/20/09 |
| | | vs. Rhode Island/Centenary | 3/14/02 |

Beam

| | | | |
|-----|---------|------------------------------------|---------|
| 1. | 49.725 | vs. Arizona | 3/17/18 |
| | | at NCAA Super Six Finals | 4/15/17 |
| | | at Oklahoma | 3/11/05 |
| 4. | 49.650 | vs. Alabama | 2/18/22 |
| | | vs. Oregon State | 3/8/19 |
| | | vs. Georgia | 3/1/19 |
| 6. | 49.625 | vs. Georgia | 2/6/15 |
| 7. | 49.600 | NCAA Baton Rouge Regional | 4/5/14 |
| 8. | 49.5875 | at NCAA Championships Semifinal II | 4/17/17 |
| 9. | 49.575 | at Georgia | 1/10/20 |
| | | at GymQuarters | 2/17/17 |
| | | at Florida | 2/26/16 |
| 12. | 49.550 | at Alabama | 2/24/23 |
| | | vs. Florida | 2/17/23 |
| | | at SEC Championships | 3/19/22 |
| | | vs. Florida | 2/12/21 |
| | | vs. New Hampshire | 3/10/17 |
| | | at Texas Woman's | 3/13/05 |
| 18. | 49.525 | at NCAA Regional Final | 4/3/21 |
| | | at Florida | 1/24/20 |
| | | vs. Auburn | 3/4/18 |
| | | at GymQuarters | 2/16/18 |
| | | at Arkansas | 2/10/17 |
| 23. | 49.500 | vs. Utah | 3/11/22 |
| | | NCAA Regional Final | 4/6/19 |
| | | at NCAA Raleigh Regional | 4/7/18 |
| | | at SEC Championship Session II | 3/18/17 |
| 27. | 49.475 | vs. Texas Woman's | 2/18/18 |
| | | vs. Florida | 3/5/17 |
| | | at Kentucky | 1/27/17 |

| | | | |
|--|--|---------------|---------|
| | | vs. Minnesota | 3/6/15 |
| | | vs. Arkansas | 2/28/03 |
| | | at Alabama | 3/6/99 |

Floor

| | | | |
|-----|---------|---|---------|
| 1. | 49.775 | vs. Auburn | 2/5/22 |
| 2. | 49.7125 | at NCAA Championships Semifinal II | 4/14/17 |
| 3. | 49.700 | vs. Auburn | 3/4/18 |
| | | vs. Auburn | 2/19/16 |
| | | vs. Minnesota | 3/6/15 |
| | | vs. Missouri | 2/28/14 |
| 7. | 49.675 | vs. Georgia | 2/3/23 |
| | | vs. Utah | 3/11/22 |
| | | vs. Oregon State | 3/8/19 |
| | | vs. Ohio State | 3/5/04 |
| 11. | 49.650 | vs. Missouri | 3/5/21 |
| | | at Missouri | 2/9/18 |
| | | NCAA Baton Rouge Regional | 4/5/14 |
| 14. | 49.625 | vs. Florida | 3/5/17 |
| | | at Texas Woman's/Oregon State/New Hampshire | 3/12/16 |
| | | vs. Alabama | 3/4/16 |
| | | vs. Georgia | 2/6/15 |
| | | at SEC Championship Session II | 3/23/13 |
| 19. | 49.600 | at SEC Championship Session II | 3/23/19 |
| | | vs. Texas Woman's | 2/18/18 |
| | | at Centenary/Texas Woman's | 3/21/03 |
| 22. | 49.575 | at Alabama | 2/24/23 |
| | | vs. Florida | 2/17/23 |
| | | at Centenary/New Hampshire | 3/13/15 |
| | | vs. Florida | 2/20/15 |
| | | vs. Missouri | 3/14/98 |
| 27. | 49.550 | vs. Missouri | 2/17/19 |
| | | at GymQuarters | 2/16/18 |
| | | at SEC Championship Session II | 3/18/17 |
| | | vs. George Washington/Iowa | 2/19/17 |
| | | at Arkansas | 2/10/17 |
| | | at Kentucky | 1/27/17 |
| | | at SEC Championship Session II | 3/19/16 |
| | | at SEC Championship Session II | 3/21/15 |
| | | at NCAA Super Six Finals | 4/19/14 |
| | | vs. Alabama | 1/31/14 |
| | | at NCAA Super Six Finals | 4/20/13 |
| | | vs. Michigan State | 2/29/08 |
| | | vs. Arkansas | 2/4/05 |
| | | vs. Michigan State | 1/28/05 |
| | | vs. Centenary/Rhode Island | 3/14/02 |

Team

| | | | |
|-----|----------|---------------------------------------|---------|
| 1. | 198.375 | vs. Minnesota | 3/6/15 |
| 2. | 198.325 | NCAA Baton Rouge Regional | 4/5/14 |
| 3. | 198.2750 | at NCAA Championships Semifinal II | 4/17/17 |
| 4. | 198.175 | at Arizona | 3/15/19 |
| | | vs. Texas Woman's | 2/18/18 |
| | | vs. Florida | 3/5/17 |
| 7. | 198.150 | vs. Oregon State | 3/8/19 |
| 8. | 198.125 | vs. Utah | 3/11/22 |
| | | vs. Arizona | 3/17/18 |
| 10. | 198.100 | vs. Florida | 2/17/23 |
| | | vs. Auburn | 3/4/18 |
| 12. | 198.075 | at GymQuarters | 2/16/18 |
| | | at SEC Championship Session II | 3/18/17 |
| | | vs. Georgia | 2/6/15 |
| 15. | 198.050 | vs. Alabama | 2/18/22 |
| | | vs. Florida | 3/5/21 |
| | | vs. Missouri | 2/28/14 |
| 18. | 197.975 | at Alabama | 2/24/23 |
| | | vs. George Washington/Iowa | 2/19/17 |
| 20. | 197.950 | vs. Florida | 2/20/15 |
| 21. | 197.925 | vs. Alabama | 3/4/16 |
| 22. | 197.900 | vs. Georgia | 3/1/19 |
| | | at Florida | 2/26/16 |
| 24. | 197.875 | vs. Missouri | 3/5/21 |
| | | at Gym Quarters Invite | 2/14/20 |
| | | vs. New Hampshire | 3/10/17 |
| | | at Metroplex Challenge | 2/15/14 |
| 28. | 197.850 | at Oklahoma (neutral in Tulsa, Okla.) | 3/11/05 |
| 29. | 197.8375 | at NCAA Super Six | 4/21/18 |

2023 LSU Gymnastics - Week 10 vs. West Virginia

TOP GYMNASSTICS ATTENDANCE FIGURES IN MARAVICH CENTER HISTORY

| RANK | ATTENDANCE | OPPONENT | DATE | RESULT | SCORE |
|------|------------|---------------------------------|---------|--------|-----------------|
| 1. | 13,729 | Alabama | 1/19/18 | W | 197.450-196.725 |
| 2. | 13,659 | Auburn | 2/5/22 | W | 197.975-197.750 |
| 3. | 13,296 | Alabama | 3/4/16 | W | 197.925-196.225 |
| 4. | 13,185 | Kentucky | 2/2/18 | W | 197.225-196.700 |
| 5. | 13,179 | Minnesota | 3/6/15 | W | 198.375-195.450 |
| 6. | 12,838 | Kentucky | 3/4/22 | L | 197.500-197.450 |
| 7. | 12,637 | Alabama | 1/31/20 | L | 196.775-196.425 |
| 8. | 12,609 | Florida | 3/5/17 | W | 198.150-196.600 |
| 9. | 12,217 | Florida | 2/20/15 | W | 197.950-197.425 |
| 10. | 12,147 | Arkansas | 2/28/20 | W | 197.125-195.725 |
| 11. | 12,093 | Florida | 1/18/19 | L | 197.500-197.425 |
| 12. | 12,090 | Auburn | 3/4/18 | W | 198.100-195.625 |
| 13. | 12,065 | Oklahoma | 1/16/23 | L | 197.450-197.600 |
| 14. | 11,966 | Missouri | 1/20/23 | W | 197.150-196.525 |
| 15. | 11,887 | Florida | 2/17/23 | W | 198.100-197.975 |
| 16. | 11,532 | Texas Woman's | 1/20/17 | W | 197.475-192.625 |
| 17. | 11,515 | NC State | 2/1/19 | W | 197.150-195.375 |
| 18. | 11,287 | Arizona | 3/17/18 | W | 198.125-195.525 |
| 19. | 11,227 | Auburn | 1/17/20 | W | 196.575-196.275 |
| 20. | 11,069 | Kentucky | 2/16/20 | W | 197.500-196.625 |
| 21. | 11,055 | Texas Woman's | 2/18/18 | W | 198.175-194.200 |
| 22. | 11,047 | Missouri | 2/17/19 | W | 197.650-195.475 |
| 23. | 11,015 | Oregon State | 3/8/19 | W | 198.150-196.375 |
| 24. | 10,788 | Cal | 1/4/19 | W | 196.775-195.650 |
| 25. | 10,755 | Arkansas | 1/5/18 | W | 197.150-195.350 |
| 26. | 10,177 | Auburn | 2/19/16 | W | 197.825-197.125 |
| 27. | 10,052 | Kentucky | 1/22/16 | W | 196.575-195.100 |
| 28. | 10,031 | Georgia | 3/1/19 | W | 197.900-196.325 |
| 29. | 10,006 | Arizona | 1/3/20 | W | 195.725-195.025 |
| 30. | 10,001 | Missouri | 2/3/17 | W | 197.425-195.425 |
| 31. | 9,546 | New Hampshire | 3/10/17 | W | 197.875-195.300 |
| 32. | 9,007 | George Washington/Iowa | 2/19/17 | 1st | 197.975 (LSU) |
| 33. | 8,574 | Alabama | 3/8/13 | L | 197.725-197.500 |
| 34. | 8,228 | Oklahoma | 1/9/16 | W | 196.950-196.725 |
| 35. | 8,055 | Alabama | 1/31/14 | W | 197.650-196.825 |
| 36. | 7,819 | NCAA Baton Rouge Regional Final | 4/6/19 | 1st | 197.500 (LSU) |
| 37. | 7,779 | Arkansas | 2/5/16 | W | 197.425-196.150 |
| 38. | 7,722 | Georgia | 2/6/15 | W | 198.075-196.850 |
| 39. | 7,717 | Alabama | 2/22/08 | L | 196.300-196.125 |
| 40. | 7,602 | Georgia | 1/6/17 | W | 197.825-193.600 |

YEAR-BY-YEAR HOME RECORD

| YEAR | MEETS | RECORD | PERCENTAGE | YEAR | MEETS | RECORD | PERCENTAGE |
|------|-------|--------|------------|--------------|------------|-----------------|-------------|
| 1975 | 3 | 5-0 | 1.000 | 1999 | 6 | 11-2 | .846 |
| 1976 | 4 | 8-0 | 1.000 | 2000 | 5 | 5-0 | 1.000 |
| 1977 | 5 | 6-0 | 1.000 | 2001 | 5 | 7-1 | .875 |
| 1978 | 5 | 7-0 | 1.000 | 2002 | 7 | 12-0 | 1.000 |
| 1979 | 5 | 11-1 | .917 | 2003 | 4 | 2-2 | .500 |
| 1980 | 6 | 9-0 | 1.000 | 2004 | 6 | 10-1 | .909 |
| 1981 | 4 | 7-1 | .875 | 2005 | 6 | 8-0 | 1.000 |
| 1982 | 5 | 5-0 | 1.000 | 2006 | 8 | 9-7 | .563 |
| 1983 | 3 | 3-0 | 1.000 | 2007 | 6 | 4-2 | .667 |
| 1984 | 3 | 3-0 | 1.000 | 2008 | 7 | 11-1 | .917 |
| 1985 | 6 | 2-4 | .333 | 2009 | 5 | 5-1 | .833 |
| 1986 | 5 | 8-1 | .889 | 2010 | 6 | 6-0 | 1.000 |
| 1987 | 5 | 6-0 | 1.000 | 2011 | 5 | 2-3 | .400 |
| 1988 | 6 | 11-1-1 | .846 | 2012 | 5 | 4-1 | .800 |
| 1989 | 6 | 8-1 | .889 | 2013 | 5 | 4-1 | .800 |
| 1990 | 5 | 5-0 | 1.000 | 2014 | 7 | 11-0 | 1.000 |
| 1991 | 5 | 2-3 | .400 | 2015 | 5 | 5-0 | 1.000 |
| 1992 | 6 | 4-8 | .333 | 2016 | 5 | 5-0 | 1.000 |
| 1993 | 5 | 9-3 | .750 | 2017 | 6 | 7-0 | 1.000 |
| 1994 | 3 | 3-0-1 | .875 | 2018 | 6 | 6-0 | 1.000 |
| 1995 | 5 | 5-2 | .714 | 2019 | 8 | 11-1 | .917 |
| 1996 | 5 | 8-4 | .667 | 2020 | 5 | 4-1 | .800 |
| 1997 | 5 | 3-1-1 | .700 | 2021 | 4 | 3-1 | .750 |
| 1998 | 6 | 8-3 | .727 | 2022 | 5 | 4-3 | .571 |
| | | | | TOTAL | 253 | 302-61-5 | .831 |

2023 LSU Gymnastics - Week 10 vs. West Virginia

2023 TEAM RESULTS

Overall Record: 7-5 Regular Season Record: 7-5 Postseason Record: 0-0 SEC Record: 4-3 Home: 3-1 Away: 4-4 Neutral: 0-0

| DATE | MEET | TEAMS | RESULT | TEAM SCORE | Vault | BARS | BEAM | FLOOR | ATTENDANCE |
|------|--|--|--------|--|--------------------------------------|--------------------------------------|--------------------------------------|--------------------------------------|------------|
| 1/6 | at Utah | #6 LSU #3 Utah | L | 196.775 197.225 | 49.300 49.350 | 49.000 49.225 | 49.100 49.475 | 49.375 49.225 | 11,585 |
| 1/13 | at Kentucky^ | #10 LSU #12 Kentucky | L | 196.575 197.125 | 49.200 49.300 | 49.475 49.325 | 49.075 49.325` | 48.825 49.175 | 10,558 |
| 1/16 | Oklahoma* | #13 LSU #1 Oklahoma | L | 197.450 197.600 | 49.325 49.425 | 49.500* 49.400 | 49.225 49.325 | 49.450 49.450 | 12,065 |
| 1/20 | Missouri^ | #9 LSU #12 Missouri | W | 197.150 196.525 | 49.475 49.050 | 49.425 49.250 | 48.950 48.950 | 49.300 49.275 | 11,966 |
| 1/27 | at Arkansas^ | #8 LSU #23 Arkansas | L | 197.250 197.475 | 49.500 49.300 | 49.300 49.350 | 49.150 49.250 | 49.300 49.575 | 7,147 |
| 2/3 | Georgia^ | #9 LSU #17 Georgia | W | 197.700* 196.925 | 49.475 49.075 | 49.300 49.225 | 49.250 49.250 | 49.675* 49.375 | 12,099 |
| 2/10 | at Auburn^ | #9 LSU #5 Auburn | L | 197.500 197.750 | 49.350 49.325 | 49.275 49.500 | 49.425 49.275 | 49.450 49.650 | 9,121 |
| 2/17 | Florida^ | #8 LSU #2 Florida | W | 198.100 197.975 | 49.475 49.350 | 49.500* 49.425 | 49.550* 49.625 | 49.575 49.575 | 11,887 |
| 2/24 | at Alabama^ | #6 LSU #9 Alabama | W | 197.975 197.925 | 49.675* 49.325 | 49.175 49.325 | 49.550* 49.700 | 49.575 49.575 | 12,889 |
| 3/3 | Podium Challenge | #6 LSU #7 California #23 Washington George Washington | W | 197.700 197.675 196.000 195.125 | 49.550 49.350 49.150 49.100 | 49.350 49.550 49.475 49.200 | 49.275 49.075 48.325 47.925 | 49.525 49.700 49.050 48.900 | 3,000 |
| 3/10 | West Virginia | --- | - | --- | --- | --- | --- | --- | --- |
| 3/18 | SEC Championships (Duluth, Ga.) | --- | - | --- | --- | --- | --- | --- | --- |
| 3/30 | NCAA Regional Second Round Potential Hosts: Denver, Oklahoma, Pittsburgh, UCLA | --- | - | --- | --- | --- | --- | --- | --- |
| 4/1 | NCAA Regional Final | --- | - | --- | --- | --- | --- | --- | --- |
| 4/13 | NCAA Semifinal (Fort Worth, Texas) | --- | - | --- | --- | --- | --- | --- | --- |
| 4/15 | NCAA Championship (Fort Worth, Texas) | --- | - | --- | --- | --- | --- | --- | --- |
| | | | | Season Average 197.418 | VT Avg. 49.433 | UB Avg. 49.325 | BB Avg. 49.255 | FX Avg. 49.405 | |

KEY
^ - Denotes SEC meet, * - Denotes season high, # - Denotes School Record

2023 LSU Gymnastics - Week 10 vs. West Virginia

2023 LSU GYMNASTICS INDIVIDUAL RESULTS AND STATISTICS

Elena Arenas

| | | Vault | Bars | Beam | Floor | A-A |
|-----------------------|----------------------------|--------------|--------------|--------------|--------------|---------------|
| 1/6 | at #3 Utah | 9.850 | 9.750 | -- | -- | -- |
| 1/13 | at #12 Kentucky | 9.800 | 9.825 | 9.925* | -- | -- |
| 1/16 | #1 Oklahoma | 9.775 | 9.875 | 9.875 | -- | -- |
| 1/20 | #12 Missouri | 9.825 | 9.850 | 9.750 | -- | -- |
| 1/27 | at #23 Arkansas | 9.825 | 9.875 | 9.775 | -- | -- |
| 2/3 | #17 Georgia | 9.775 | 8.975 | 9.775 | -- | -- |
| 2/10 | at #5 Auburn | 9.800 | -- | 9.750 | -- | -- |
| 2/17 | #2 Florida | 9.875 | 9.900* | 9.825 | 9.825 | 39.425* |
| 2/24 | at #9 Alabama | 9.925 | -- | 9.850 | 9.825 | -- |
| 3/3 | at Podium Challenge | 9.900 | -- | 9.825 | 9.875 | -- |
| 3/10 | West Virginia | -- | -- | -- | -- | -- |
| 3/18 | SEC Championships | -- | -- | -- | -- | -- |
| 3/30 | NCAA Regional Second Round | -- | -- | -- | -- | -- |
| 4/1 | NCAA Regional Final | -- | -- | -- | -- | -- |
| 4/13 | NCAA Semifinal | -- | -- | -- | -- | -- |
| 4/15 | NCAA Championship | -- | -- | -- | -- | -- |
| Season Average | | 9.835 | 9.721 | 9.817 | 9.842 | 39.425 |
| Season High | | 9.925 | 9.900 | 9.925 | 9.825 | 39.425 |
| Career High | | 9.950 | 9.900 | 9.925 | 9.875 | 39.425 |

Sierra Ballard

| | | Vault | Bars | Beam | Floor | A-A |
|-----------------------|----------------------------|-----------|-----------|--------------|--------------|-----------|
| 1/6 | at #3 Utah | -- | -- | -- | 9.825 | -- |
| 1/13 | at #12 Kentucky | -- | -- | -- | 9.850 | -- |
| 1/16 | #1 Oklahoma | -- | -- | 9.825 | 9.900 | -- |
| 1/20 | #12 Missouri | -- | -- | 9.650 | 9.850 | -- |
| 1/27 | at #23 Arkansas | -- | -- | 9.750 | 9.825 | -- |
| 2/3 | #17 Georgia | -- | -- | 9.825 | 9.875 | -- |
| 2/10 | at #5 Auburn | -- | -- | 9.825 | 9.825 | -- |
| 2/17 | #2 Florida | -- | -- | -- | 9.875 | -- |
| 2/24 | at #9 Alabama | -- | -- | 9.925* | 9.850 | -- |
| 3/3 | at Podium Challenge | -- | -- | 9.900 | 9.850 | -- |
| 3/10 | West Virginia | -- | -- | -- | -- | -- |
| 3/18 | SEC Championships | -- | -- | -- | -- | -- |
| 3/30 | NCAA Regional Second Round | -- | -- | -- | -- | -- |
| 4/1 | NCAA Regional Final | -- | -- | -- | -- | -- |
| 4/13 | NCAA Semifinal | -- | -- | -- | -- | -- |
| 4/15 | NCAA Championship | -- | -- | -- | -- | -- |
| Season Average | | -- | -- | 9.814 | 9.853 | -- |
| Season High | | -- | -- | 9.925 | 9.900 | -- |
| Career High | | -- | -- | 9.925 | 9.925 | -- |

Annie Beard

| | | Vault | Bars | Beam | Floor | A-A |
|-----------------------|----------------------------|-----------|-----------|-----------|-----------|-----------|
| 1/6 | at #3 Utah | -- | -- | -- | -- | -- |
| 1/13 | at #12 Kentucky | -- | -- | -- | -- | -- |
| 1/16 | #1 Oklahoma | -- | -- | -- | -- | -- |
| 1/20 | #12 Missouri | -- | -- | -- | -- | -- |
| 1/27 | at #23 Arkansas | -- | -- | -- | -- | -- |
| 2/3 | #17 Georgia | -- | -- | -- | -- | -- |
| 2/10 | at #5 Auburn | -- | -- | -- | -- | -- |
| 2/17 | #2 Florida | -- | -- | -- | -- | -- |
| 2/24 | at #9 Alabama | -- | -- | -- | -- | -- |
| 3/3 | at Podium Challenge | -- | -- | -- | -- | -- |
| 3/10 | West Virginia | -- | -- | -- | -- | -- |
| 3/18 | SEC Championships | -- | -- | -- | -- | -- |
| 3/30 | NCAA Regional Second Round | -- | -- | -- | -- | -- |
| 4/1 | NCAA Regional Final | -- | -- | -- | -- | -- |
| 4/13 | NCAA Semifinal | -- | -- | -- | -- | -- |
| 4/15 | NCAA Championship | -- | -- | -- | -- | -- |
| Season Average | | -- | -- | -- | -- | -- |
| Season High | | -- | -- | -- | -- | -- |
| Career High | | -- | -- | -- | -- | -- |

Chase Brock

| | | Vault | Bars | Beam | Floor | A-A |
|-----------------------|----------------------------|--------------|--------------|-----------|--------------|-----------|
| 1/6 | at #3 Utah | -- | -- | -- | -- | -- |
| 1/13 | at #12 Kentucky | -- | -- | -- | -- | -- |
| 1/16 | #1 Oklahoma | 9.800 | -- | -- | 9.150 | -- |
| 1/20 | #12 Missouri | 9.850 | -- | -- | 9.700 | -- |
| 1/27 | at #23 Arkansas | 9.900 | -- | -- | 9.825 | -- |
| 2/3 | #17 Georgia | 9.950 | -- | -- | 9.075 | -- |
| 2/10 | at #5 Auburn | 9.700 | -- | -- | 9.775 | -- |
| 2/17 | #2 Florida | 9.825 | -- | -- | -- | -- |
| 2/24 | at #9 Alabama | 9.975* | -- | -- | 9.925* | -- |
| 3/3 | at Podium Challenge | 9.975* | -- | -- | 9.925* | -- |
| 3/10 | West Virginia | -- | -- | -- | -- | -- |
| 3/18 | SEC Championships | -- | -- | -- | -- | -- |
| 3/30 | NCAA Regional Second Round | -- | -- | -- | -- | -- |
| 4/1 | NCAA Regional Final | -- | -- | -- | -- | -- |
| 4/13 | NCAA Semifinal | -- | -- | -- | -- | -- |
| 4/15 | NCAA Championship | -- | -- | -- | -- | -- |
| Season Average | | 9.872 | -- | -- | 9.625 | -- |
| Season High | | 9.975 | -- | -- | 9.925 | -- |
| Career High | | 9.975 | 9.875 | -- | 9.925 | -- |

Haleigh Bryant

| | | Vault | Bars | Beam | Floor | A-A |
|-----------------------|----------------------------|---------------|--------------|--------------|--------------|---------------|
| 1/6 | at #3 Utah | 9.900 | 9.825 | 9.850 | 9.875 | 39.450 |
| 1/13 | at #12 Kentucky | 9.900 | 9.950 | 9.950 | 9.775 | 39.575 |
| 1/16 | #1 Oklahoma | 9.925 | 9.900 | 9.950 | 9.900 | 39.675 |
| 1/20 | #12 Missouri | 10.000 | 9.900 | 9.900 | 9.950 | 39.750 |
| 1/27 | at #23 Arkansas | 9.950 | 9.850 | 9.900 | 9.875 | 39.575 |
| 2/3 | #17 Georgia | 9.975 | 9.900 | 9.900 | 9.925 | 39.700 |
| 2/10 | at #5 Auburn | 9.900 | 9.950 | 9.900 | 9.850 | 39.600 |
| 2/17 | #2 Florida | 9.975 | 9.950 | 9.925 | 9.925 | 39.775 |
| 2/24 | at #9 Alabama | 10.000 | 9.925 | 9.900 | 9.975 | 39.800* |
| 3/3 | at Podium Challenge | 9.975 | 9.900 | 9.850 | 9.975 | 39.700 |
| 3/10 | West Virginia | -- | -- | -- | -- | -- |
| 3/18 | SEC Championships | -- | -- | -- | -- | -- |
| 3/30 | NCAA Regional Second Round | -- | -- | -- | -- | -- |
| 4/1 | NCAA Regional Final | -- | -- | -- | -- | -- |
| 4/13 | NCAA Semifinal | -- | -- | -- | -- | -- |
| 4/15 | NCAA Championship | -- | -- | -- | -- | -- |
| Season Average | | 9.950 | 9.905 | 9.902 | 9.903 | 39.660 |
| Season High | | 10.000 | 9.950 | 9.950 | 9.975 | 39.800 |
| Career High | | 10.000 | 9.950 | 9.950 | 9.975 | 39.800 |

Ashley Cowan

| | | Vault | Bars | Beam | Floor | A-A |
|-----------------------|----------------------------|-----------|--------------|-----------|-----------|-----------|
| 1/6 | at #3 Utah | -- | -- | -- | -- | -- |
| 1/13 | at #12 Kentucky | -- | -- | -- | -- | -- |
| 1/16 | #1 Oklahoma | -- | -- | -- | -- | -- |
| 1/20 | #12 Missouri | -- | -- | -- | -- | -- |
| 1/27 | at #23 Arkansas | -- | -- | -- | -- | -- |
| 2/3 | #17 Georgia | -- | -- | -- | -- | -- |
| 2/10 | at #5 Auburn | -- | 9.775 | -- | -- | -- |
| 2/17 | #2 Florida | -- | -- | -- | -- | -- |
| 2/24 | at #9 Alabama | -- | -- | -- | -- | -- |
| 3/3 | at Podium Challenge | -- | 9.850* | -- | -- | -- |
| 3/10 | West Virginia | -- | -- | -- | -- | -- |
| 3/18 | SEC Championships | -- | -- | -- | -- | -- |
| 3/30 | NCAA Regional Second Round | -- | -- | -- | -- | -- |
| 4/1 | NCAA Regional Final | -- | -- | -- | -- | -- |
| 4/13 | NCAA Semifinal | -- | -- | -- | -- | -- |
| 4/15 | NCAA Championship | -- | -- | -- | -- | -- |
| Season Average | | -- | 9.812 | -- | -- | -- |
| Season High | | -- | 9.850 | -- | -- | -- |
| Career High | | -- | 9.850 | -- | -- | -- |

2023 LSU Gymnastics - Week 10 vs. West Virginia

2023 LSU GYMNASTICS INDIVIDUAL RESULTS AND STATISTICS

Olivia Dunne

| | | Vault | Bars | Beam | Floor | A-A |
|----------------|----------------------------|-------|-------|------|-------|-----|
| 1/6 | at #3 Utah | -- | -- | -- | -- | -- |
| 1/13 | at #12 Kentucky | -- | -- | -- | -- | -- |
| 1/16 | #1 Oklahoma | -- | -- | -- | -- | -- |
| 1/20 | #12 Missouri | -- | -- | -- | -- | -- |
| 1/27 | at #23 Arkansas | -- | -- | -- | -- | -- |
| 2/3 | #17 Georgia | -- | -- | -- | -- | -- |
| 2/10 | at #5 Auburn | -- | -- | -- | -- | -- |
| 2/17 | #2 Florida | -- | -- | -- | -- | -- |
| 2/24 | at #9 Alabama | -- | 9.825 | -- | -- | -- |
| 3/3 | at Podium Challenge | -- | 9.825 | -- | -- | -- |
| 3/10 | West Virginia | -- | -- | -- | -- | -- |
| 3/18 | SEC Championships | -- | -- | -- | -- | -- |
| 3/30 | NCAA Regional Second Round | -- | -- | -- | -- | -- |
| 4/1 | NCAA Regional Final | -- | -- | -- | -- | -- |
| 4/13 | NCAA Semifinal | -- | -- | -- | -- | -- |
| 4/15 | NCAA Championship | -- | -- | -- | -- | -- |
| Season Average | | -- | 9.825 | -- | -- | -- |
| Season High | | -- | 9.825 | -- | -- | -- |
| Career High | | -- | 9.925 | -- | 9.900 | -- |

Aleah Finnegan

| | | Vault | Bars | Beam | Floor | A-A |
|----------------|----------------------------|---------|--------|---------|---------|---------|
| 1/6 | at #3 Utah | 9.850 | 9.750 | 9.900 | 9.950 | 39.450 |
| 1/13 | at #12 Kentucky | 9.750 | 9.900 | 9.775 | 9.500 | 38.925 |
| 1/16 | #1 Oklahoma | 9.850 | 9.925* | 9.775 | 9.950 | 39.500 |
| 1/20 | #12 Missouri | 9.850 | 9.850 | 9.950 | 9.375 | 39.025 |
| 1/27 | at #23 Arkansas | 9.675 | 9.850 | 9.925 | 9.900 | 39.350 |
| 2/3 | #17 Georgia | 9.900 | 9.850 | 9.900 | 10.000* | 39.650 |
| 2/10 | at #5 Auburn | 10.000* | 9.875 | 9.950 | 9.975 | 39.800* |
| 2/17 | #2 Florida | 9.950 | 9.850 | 10.000* | 9.900 | 39.700 |
| 2/24 | at #9 Alabama | 9.900 | 9.200 | 9.975 | 10.000* | 39.075 |
| 3/3 | at Podium Challenge | -- | -- | -- | -- | -- |
| 3/10 | West Virginia | -- | -- | -- | -- | -- |
| 3/18 | SEC Championships | -- | -- | -- | -- | -- |
| 3/30 | NCAA Regional Second Round | -- | -- | -- | -- | -- |
| 4/1 | NCAA Regional Final | -- | -- | -- | -- | -- |
| 4/13 | NCAA Semifinal | -- | -- | -- | -- | -- |
| 4/15 | NCAA Championship | -- | -- | -- | -- | -- |
| Season Average | | 9.858 | 9.783 | 9.906 | 9.839 | 39.386 |
| Season High | | 10.000 | 9.925 | 10.000 | 10.000 | 39.800 |
| Career High | | 10.000 | 9.925 | 10.000 | 10.000 | 39.800 |

Cammy Hall

| | | Vault | Bars | Beam | Floor | A-A |
|----------------|----------------------------|-------|------|------|-------|-----|
| 1/6 | at #3 Utah | -- | -- | -- | -- | -- |
| 1/13 | at #12 Kentucky | -- | -- | -- | -- | -- |
| 1/16 | #1 Oklahoma | -- | -- | -- | -- | -- |
| 1/20 | #12 Missouri | -- | -- | -- | -- | -- |
| 1/27 | at #23 Arkansas | -- | -- | -- | -- | -- |
| 2/3 | #17 Georgia | -- | -- | -- | -- | -- |
| 2/10 | at #5 Auburn | -- | -- | -- | -- | -- |
| 2/17 | #2 Florida | -- | -- | -- | -- | -- |
| 2/24 | at #9 Alabama | -- | -- | -- | -- | -- |
| 3/3 | at Podium Challenge | -- | -- | -- | -- | -- |
| 3/10 | West Virginia | -- | -- | -- | -- | -- |
| 3/18 | SEC Championships | -- | -- | -- | -- | -- |
| 3/30 | NCAA Regional Second Round | -- | -- | -- | -- | -- |
| 4/1 | NCAA Regional Final | -- | -- | -- | -- | -- |
| 4/13 | NCAA Semifinal | -- | -- | -- | -- | -- |
| 4/15 | NCAA Championship | -- | -- | -- | -- | -- |
| Season Average | | -- | -- | -- | -- | -- |
| Season High | | -- | -- | -- | -- | -- |
| Career High | | -- | -- | -- | -- | -- |

Alexis Jeffrey

| | | Vault | Bars | Beam | Floor | A-A |
|----------------|----------------------------|-------|--------|--------|--------|-----|
| 1/6 | at #3 Utah | -- | 9.875 | -- | -- | -- |
| 1/13 | at #12 Kentucky | -- | 9.900 | -- | -- | -- |
| 1/16 | #1 Oklahoma | -- | 9.800 | -- | -- | -- |
| 1/20 | #12 Missouri | -- | 9.925* | -- | -- | -- |
| 1/27 | at #23 Arkansas | -- | 9.850 | -- | -- | -- |
| 2/3 | #17 Georgia | -- | 9.900 | -- | -- | -- |
| 2/10 | at #5 Auburn | -- | 9.675 | -- | -- | -- |
| 2/17 | #2 Florida | -- | 9.900 | -- | -- | -- |
| 2/24 | at #9 Alabama | -- | 9.800 | 9.900* | 9.750* | -- |
| 3/3 | at Podium Challenge | -- | 9.900 | 9.850 | 9.750* | -- |
| 3/10 | West Virginia | -- | -- | -- | -- | -- |
| 3/18 | SEC Championships | -- | -- | -- | -- | -- |
| 3/30 | NCAA Regional Second Round | -- | -- | -- | -- | -- |
| 4/1 | NCAA Regional Final | -- | -- | -- | -- | -- |
| 4/13 | NCAA Semifinal | -- | -- | -- | -- | -- |
| 4/15 | NCAA Championship | -- | -- | -- | -- | -- |
| Season Average | | -- | 9.852 | 9.875 | 9.750 | -- |
| Season High | | -- | 9.925 | 9.900 | 9.750 | -- |
| Career High | | -- | 9.925 | 9.900 | 9.750 | -- |

Kiya Johnson

| | | Vault | Bars | Beam | Floor | A-A |
|----------------|----------------------------|--------|-------|--------|--------|--------|
| 1/6 | at #3 Utah | 9.875 | 9.775 | 9.850 | 9.900 | 39.350 |
| 1/13 | at #12 Kentucky | 9.875 | 9.900 | -- | 9.150 | -- |
| 1/16 | #1 Oklahoma | -- | -- | -- | -- | -- |
| 1/20 | #12 Missouri | -- | -- | -- | -- | -- |
| 1/27 | at #23 Arkansas | -- | -- | -- | -- | -- |
| 2/3 | Georgia | -- | -- | -- | -- | -- |
| 2/10 | at #5 Auburn | -- | -- | -- | -- | -- |
| 2/17 | #2 Florida | -- | -- | -- | -- | -- |
| 2/24 | at #9 Alabama | -- | -- | -- | -- | -- |
| 3/3 | at Podium Challenge | -- | -- | -- | -- | -- |
| 3/10 | West Virginia | -- | -- | -- | -- | -- |
| 3/18 | SEC Championships | -- | -- | -- | -- | -- |
| 3/30 | NCAA Regional Second Round | -- | -- | -- | -- | -- |
| 4/1 | NCAA Regional Final | -- | -- | -- | -- | -- |
| 4/13 | NCAA Semifinal | -- | -- | -- | -- | -- |
| 4/15 | NCAA Championship | -- | -- | -- | -- | -- |
| Season Average | | 9.875 | 9.837 | 9.850 | 9.525 | 39.350 |
| Season High | | 9.875 | 9.900 | 9.850 | 9.900 | 39.350 |
| Career High | | 10.000 | 9.950 | 10.000 | 10.000 | 39.750 |

KJ Johnson

| | | Vault | Bars | Beam | Floor | A-A |
|----------------|----------------------------|-------|------|--------|-------|-----|
| 1/6 | at #3 Utah | 9.775 | -- | 9.725 | 9.500 | -- |
| 1/13 | at #12 Kentucky | 9.875 | -- | 9.575 | 9.850 | -- |
| 1/16 | #1 Oklahoma | 9.875 | -- | 9.750 | 9.775 | -- |
| 1/20 | #12 Missouri | 9.900 | -- | -- | 9.925 | -- |
| 1/27 | at #23 Arkansas | 9.950 | -- | -- | 9.875 | -- |
| 2/3 | #17 Georgia | 9.875 | -- | -- | 9.950 | -- |
| 2/10 | at #5 Auburn | 9.725 | -- | -- | 9.875 | -- |
| 2/17 | #2 Florida | 9.850 | -- | 9.875* | 9.950 | -- |
| 2/24 | at #9 Alabama | -- | -- | -- | -- | -- |
| 3/3 | at Podium Challenge | -- | -- | -- | -- | -- |
| 3/10 | West Virginia | -- | -- | -- | -- | -- |
| 3/18 | SEC Championships | -- | -- | -- | -- | -- |
| 3/30 | NCAA Regional Second Round | -- | -- | -- | -- | -- |
| 4/1 | NCAA Regional Final | -- | -- | -- | -- | -- |
| 4/13 | NCAA Semifinal | -- | -- | -- | -- | -- |
| 4/15 | NCAA Championship | -- | -- | -- | -- | -- |
| Season Average | | 9.853 | -- | 9.731 | 9.837 | -- |
| Season High | | 9.950 | -- | 9.875 | 9.950 | -- |
| Career High | | 9.950 | -- | 9.875 | 9.950 | -- |

2023 LSU Gymnastics - Week 10 vs. West Virginia

2023 LSU GYMNASTICS INDIVIDUAL RESULTS AND STATISTICS

Lexi Nibbs

| | | Vault | Bars | Beam | Floor | A-A |
|-----------------------|----------------------------|-------|------|------|-------|-----|
| 1/6 | at #3 Utah | -- | -- | -- | -- | -- |
| 1/13 | at #12 Kentucky | -- | -- | -- | -- | -- |
| 1/16 | #1 Oklahoma | -- | -- | -- | -- | -- |
| 1/20 | #12 Missouri | -- | -- | -- | -- | -- |
| 1/27 | at #23 Arkansas | -- | -- | -- | -- | -- |
| 2/3 | #17 Georgia | -- | -- | -- | -- | -- |
| 2/10 | at #5 Auburn | -- | -- | -- | -- | -- |
| 2/17 | #2 Florida | -- | -- | -- | -- | -- |
| 2/24 | at #9 Alabama | -- | -- | -- | -- | -- |
| 3/3 | at Podium Challenge | -- | -- | -- | -- | -- |
| 3/10 | West Virginia | -- | -- | -- | -- | -- |
| 3/18 | SEC Championships | -- | -- | -- | -- | -- |
| 3/30 | NCAA Regional Second Round | -- | -- | -- | -- | -- |
| 4/1 | NCAA Regional Final | -- | -- | -- | -- | -- |
| 4/13 | NCAA Semifinal | -- | -- | -- | -- | -- |
| 4/15 | NCAA Championship | -- | -- | -- | -- | -- |
| Season Average | | -- | -- | -- | -- | -- |
| Season High | | -- | -- | -- | -- | -- |
| Career High | | 9.775 | -- | -- | -- | -- |

Maddie Rau

| | | Vault | Bars | Beam | Floor | A-A |
|-----------------------|----------------------------|-------|------|------|-------|-----|
| 1/6 | at #3 Utah | -- | -- | -- | -- | -- |
| 1/13 | at #12 Kentucky | -- | -- | -- | -- | -- |
| 1/16 | #1 Oklahoma | -- | -- | -- | -- | -- |
| 1/20 | #12 Missouri | -- | -- | -- | -- | -- |
| 1/27 | at #23 Arkansas | -- | -- | -- | -- | -- |
| 2/3 | #17 Georgia | -- | -- | -- | -- | -- |
| 2/10 | at #5 Auburn | -- | -- | -- | -- | -- |
| 2/17 | #2 Florida | -- | -- | -- | -- | -- |
| 2/24 | at #9 Alabama | -- | -- | -- | -- | -- |
| 3/3 | at Podium Challenge | -- | -- | -- | -- | -- |
| 3/10 | West Virginia | -- | -- | -- | -- | -- |
| 3/18 | SEC Championships | -- | -- | -- | -- | -- |
| 3/30 | NCAA Regional Second Round | -- | -- | -- | -- | -- |
| 4/1 | NCAA Regional Final | -- | -- | -- | -- | -- |
| 4/13 | NCAA Semifinal | -- | -- | -- | -- | -- |
| 4/15 | NCAA Championship | -- | -- | -- | -- | -- |
| Season Average | | -- | -- | -- | -- | -- |
| Season High | | -- | -- | -- | -- | -- |
| Career High | | 9.850 | -- | -- | -- | -- |

Kai Rivers

| | | Vault | Bars | Beam | Floor | A-A |
|-----------------------|----------------------------|-------|-------|-------|-------|-----|
| 1/6 | at #3 Utah | -- | -- | 9.700 | -- | -- |
| 1/13 | at #12 Kentucky | -- | -- | 9.850 | -- | -- |
| 1/16 | #1 Oklahoma | -- | -- | 9.800 | -- | -- |
| 1/20 | #12 Missouri | -- | -- | 9.175 | -- | -- |
| 1/27 | at #23 Arkansas | -- | -- | 9.700 | -- | -- |
| 2/3 | #17 Georgia | -- | -- | 9.625 | -- | -- |
| 2/10 | at #5 Auburn | -- | -- | 9.900 | -- | -- |
| 2/17 | #2 Florida | -- | -- | 9.900 | -- | -- |
| 2/24 | at #9 Alabama | -- | -- | 9.700 | -- | -- |
| 3/3 | at Podium Challenge | -- | -- | -- | -- | -- |
| 3/10 | West Virginia | -- | -- | -- | -- | -- |
| 3/18 | SEC Championships | -- | -- | -- | -- | -- |
| 3/30 | NCAA Regional Second Round | -- | -- | -- | -- | -- |
| 4/1 | NCAA Regional Final | -- | -- | -- | -- | -- |
| 4/13 | NCAA Semifinal | -- | -- | -- | -- | -- |
| 4/15 | NCAA Championship | -- | -- | -- | -- | -- |
| Season Average | | -- | -- | 9.706 | -- | -- |
| Season High | | -- | -- | 9.900 | -- | -- |
| Career High | | 9.900 | 9.900 | 9.950 | -- | -- |

Kamryn Ryan

| | | Vault | Bars | Beam | Floor | A-A |
|-----------------------|----------------------------|-------|------|------|-------|-----|
| 1/6 | at #3 Utah | -- | -- | -- | -- | -- |
| 1/13 | at #12 Kentucky | -- | -- | -- | -- | -- |
| 1/16 | #1 Oklahoma | -- | -- | -- | -- | -- |
| 1/20 | #12 Missouri | -- | -- | -- | -- | -- |
| 1/27 | at #23 Arkansas | -- | -- | -- | -- | -- |
| 2/3 | #17 Georgia | -- | -- | -- | -- | -- |
| 2/10 | at #5 Auburn | -- | -- | -- | -- | -- |
| 2/17 | #2 Florida | -- | -- | -- | -- | -- |
| 2/24 | at #9 Alabama | -- | -- | -- | -- | -- |
| 3/3 | at Podium Challenge | -- | -- | -- | -- | -- |
| 3/10 | West Virginia | -- | -- | -- | -- | -- |
| 3/18 | SEC Championships | -- | -- | -- | -- | -- |
| 3/30 | NCAA Regional Second Round | -- | -- | -- | -- | -- |
| 4/1 | NCAA Regional Final | -- | -- | -- | -- | -- |
| 4/13 | NCAA Semifinal | -- | -- | -- | -- | -- |
| 4/15 | NCAA Championship | -- | -- | -- | -- | -- |
| Season Average | | -- | -- | -- | -- | -- |
| Season High | | -- | -- | -- | -- | -- |
| Career High | | 9.325 | -- | -- | -- | -- |

Alyona Shchennikova

| | | Vault | Bars | Beam | Floor | A-A |
|-----------------------|----------------------------|-------|-------|-------|-------|--------|
| 1/6 | at #3 Utah | 9.825 | 9.775 | -- | 9.825 | -- |
| 1/13 | at #12 Kentucky | 9.125 | 9.675 | -- | 9.850 | -- |
| 1/16 | #1 Oklahoma | 9.875 | 9.875 | -- | 9.925 | -- |
| 1/20 | #12 Missouri | 9.875 | 9.775 | 9.700 | 9.875 | 39.225 |
| 1/27 | at #23 Arkansas | 9.875 | 9.875 | 9.800 | 9.800 | 39.350 |
| 2/3 | #17 Georgia | 9.750 | 9.875 | 9.850 | 9.925 | 39.400 |
| 2/10 | at #5 Auburn | 9.925 | 9.825 | 9.850 | 9.925 | 39.525 |
| 2/17 | #2 Florida | 9.825 | 9.850 | 9.850 | 9.925 | 39.450 |
| 2/24 | at #9 Alabama | 9.400 | 9.750 | -- | -- | -- |
| 3/3 | at Podium Challenge | 9.850 | 9.800 | 9.725 | 9.900 | 39.275 |
| 3/10 | West Virginia | -- | -- | -- | -- | -- |
| 3/18 | SEC Championships | -- | -- | -- | -- | -- |
| 3/30 | NCAA Regional Second Round | -- | -- | -- | -- | -- |
| 4/1 | NCAA Regional Final | -- | -- | -- | -- | -- |
| 4/13 | NCAA Semifinal | -- | -- | -- | -- | -- |
| 4/15 | NCAA Championship | -- | -- | -- | -- | -- |
| Season Average | | 9.732 | 9.807 | 9.796 | 9.883 | 39.371 |
| Season High | | 9.925 | 9.875 | 9.850 | 9.925 | 39.525 |
| Career High | | 9.950 | 9.950 | 9.925 | 9.925 | 39.525 |

Tori Tatum

| | | Vault | Bars | Beam | Floor | A-A |
|-----------------------|----------------------------|--------|--------|------|-------|-----|
| 1/6 | at #3 Utah | -- | -- | -- | -- | -- |
| 1/13 | at #12 Kentucky | -- | -- | -- | -- | -- |
| 1/16 | #1 Oklahoma | -- | 9.875 | -- | -- | -- |
| 1/20 | #12 Missouri | -- | 9.900* | -- | -- | -- |
| 1/27 | at #23 Arkansas | -- | 9.850 | -- | -- | -- |
| 2/3 | #17 Georgia | -- | 9.775 | -- | -- | -- |
| 2/10 | at #5 Auburn | -- | 9.850 | -- | -- | -- |
| 2/17 | #2 Florida | -- | 9.900* | -- | -- | -- |
| 2/24 | at #9 Alabama | -- | 9.875 | -- | -- | -- |
| 3/3 | at Podium Challenge | 8.750* | 9.875 | -- | -- | -- |
| 3/10 | West Virginia | -- | -- | -- | -- | -- |
| 3/18 | SEC Championships | -- | -- | -- | -- | -- |
| 3/30 | NCAA Regional Second Round | -- | -- | -- | -- | -- |
| 4/1 | NCAA Regional Final | -- | -- | -- | -- | -- |
| 4/13 | NCAA Semifinal | -- | -- | -- | -- | -- |
| 4/15 | NCAA Championship | -- | -- | -- | -- | -- |
| Season Average | | 8.750 | 9.862 | -- | -- | -- |
| Season High | | 8.750 | 9.900 | -- | -- | -- |
| Career High | | 8.750 | 9.900 | -- | -- | -- |

2023 LSU Gymnastics - Week 10 vs. West Virginia

2023 LSU GYMNASTICS INDIVIDUAL RESULTS AND STATISTICS

| Bryce Wilson | | Vault | Bars | Beam | Floor | A-A |
|----------------|----------------------------|--------|------|--------|-------|-----|
| 1/6 | at #3 Utah | -- | -- | 9.775 | -- | -- |
| 1/13 | at #12 Kentucky | -- | -- | 8.600 | -- | -- |
| 1/16 | #1 Oklahoma | -- | -- | -- | -- | -- |
| 1/20 | #12 Missouri | -- | -- | -- | -- | -- |
| 1/27 | at #23 Arkansas | -- | -- | -- | -- | -- |
| 2/3 | #17 Georgia | -- | -- | -- | -- | -- |
| 2/10 | at #5 Auburn | -- | -- | -- | -- | -- |
| 2/17 | #2 Florida | -- | -- | -- | -- | -- |
| 2/24 | at #9 Alabama | 9.875* | -- | -- | -- | -- |
| 3/3 | at Podium Challenge | 9.850 | -- | 9.850* | -- | -- |
| 3/10 | West Virginia | -- | -- | -- | -- | -- |
| 3/18 | SEC Championships | -- | -- | -- | -- | -- |
| 3/30 | NCAA Regional Second Round | -- | -- | -- | -- | -- |
| 4/1 | NCAA Regional Final | -- | -- | -- | -- | -- |
| 4/13 | NCAA Semifinal | -- | -- | -- | -- | -- |
| 4/15 | NCAA Championship | -- | -- | -- | -- | -- |
| Season Average | | 9.863 | -- | 9.408 | -- | -- |
| Season High | | 9.875 | -- | 9.850 | -- | -- |
| Career High | | 9.875 | -- | 9.850 | -- | -- |