



GRAMBLING STATE FOOTBALL

26 SWAC CHAMPIONSHIPS: 1960, 1965, 1966, 1967, 1968, 1971, 1972, 1973, 1974, 1975, 1977, 1978, 1979, 1980, 1983, 1985, 1989, 1994, 2000, 2001, 2002, 2005, 2008, 2011, 2016, 2017

15 HBCU NATIONAL CHAMPIONSHIPS: 1955, 1967, 1972, 1974, 1975, 1977, 1980, 1983, 1992, 2000, 2001, 2002, 2005, 2008, 2016

2016 CELEBRATION BOWL CHAMPIONS

13 BLACK COLLEGE FOOTBALL HALL OF FAMERS | 5 COLLEGE HALL OF FAMERS | 4 NFL HALL OF FAMERS

SEPTEMBER 9, 2023 | GAME 2 | GRAMBLING STATE AT LSU

CONTACTS: Curtis Ford (fordc@gram.edu)

0-1

Overall

0-0

SWAC



AT



0-1

Overall

0-0



▼ 2023 GRAMBLING STATE FOOTBALL SCHEDULE



VS. HAMPTON - L 35-31
September 2 | 3 p.m. (EST)
Red Bull Arena



@ LOUISIANA STATE
September 9 | 6:30 p.m.
Tiger Stadium



VS. FLORIDA MEMORIAL
September 16 | 2 p.m.
Eddie G. Robinson Memorial Stadium



VS. TEXAS SOUTHERN*
September 23 | 2 p.m.
Eddie G. Robinson Memorial Stadium



VS. PRAIRIE VIEW A&M*
September 30 | 6 p.m.
The Cotton Bowl Stadium



@ ALCORN STATE*
October 7 | 1 p.m.
Spinks-Casem Stadium



VS. ALABAMA A&M* (HC)
October 14 | 2 p.m.
Eddie G. Robinson Memorial Stadium



VS. BETHUNE-COOKMAN*
October 28 | 2 p.m.
Eddie G. Robinson Memorial Stadium



VS. ALABAMA STATE*
November 4 | 4 p.m.
Ladd-Peebles Stadium



@ ARKANSAS-PINE BLUFF*
November 10 | 6 p.m.
Simmons Bank Stadium



VS. SOUTHERN*
November 26 | 1 p.m.
Caesars Superdome

▼ FOLLOW GRAMBLING STATE ON SOCIAL MEDIA



www.facebook.com/GramblingStateTigers1901



@GSU_Tigers



@gramblingathletics

▼ GAME COVERAGE



TELEVISION/STREAMING

SEC NETWORK+ | 6:30 P.M.

Clay Matvick (Play-by-Play) Aaron Murray (Analyst)



RADIO

99.3 The PEACH/www.redpeachlive.com/993thepeach

Santoria Black (play-by-play) Ken Moore (analyst), Chris Johnson (sideline)



LIVE STATS

www.gsutigers.com

▼ GAME PREVIEW

ABOUT THE GAME

◀ This game marks the first meeting between Grambling State and LSU in the history of the two programs.

◀ Grambling State is searching for its first win over an FBS opponent since defeating Oregon State 23-6 on Sept. 28, 1985. 2019 was the last time GSU faced an in-state FBS opponent. The Tigers lost to Louisiana Tech 20-14.

◀ LSU will be playing its second Southwestern Athletic Conference (SWAC) opponent in program history. LSU faced Southern during the 2022 season.

◀ Grambling State holds a 40-51 record versus opponents from the state of Louisiana. LSU is one of two opponents GSU plays from the city of Baton Rouge.

◀ Saturday's game will also mark the first time GSU plays a game in the city of Baton Rouge since 1972.

◀ GSU was predicted to finish fourth in the SWAC preseason West Division poll

◀ LSU was chosen to finish 2nd in the Southeastern Conference (SEC) Western Division preseason poll

ABOUT GRAMBLING STATE

◀ Grambling State enters Saturday's contest after falling to Hampton 35-31 in its season-opener in the Prudential Brick City Kickoff Classic

◀ Myles Crawley led the GSU offense, going 25-of-38 for 302 yards and two touchdowns. Grambling State's offense rolled up 399 total yards in his GSU debut.

◀ The Tigers placed six players on the Preseason All-SWAC teams. Sundiata Anderson, Lewis Matthews, Lyndon Rash, Kevin Thomas, Quincy Mitchell and Jimmy Iles

◀ Sundiata Anderson is an NFL prospect and has earned multiple pre-season honors. He's been named to the Reese's Senior Bowl, East-West Shrine Bowl and the Buck Buchanan Award Watch Lists

◀ GSU's roster features 48 players from the Louisiana, with 12 players from Baton Rouge, La.

ABOUT LSU

◀ LSU comes into the contest after dropping its opener to Florida State 45-24 in Orlando, Fla.

◀ LSU is 140-25-8 all-time versus teams from Louisiana and has won 35 straight versus in-state foes.

▼ SIDE-BY-SIDE COMPARISON



▼ THE BASICS

Record	0-1	Record	0-1
SWAC Record	0-0	SEC Record	0-0
Ranking (STATS/Coaches)	—	Ranking (AP/Coaches)	14/14
Last Game	Lost 31-35 to Hampton	Last Game	Lost 45-24 to Florida State
Head Coach	Hue Jackson	Head Coach	Brian Kelly
Career Record	3-9	Career Record	294-102-2
Record at GSU	3-9	Record at LSU	10-5
Record in SWAC	2-6	Record in SEC	6-2

▼ STATISTICAL LEADERS

Passing	Myles Crawley 25-38, 302 yards, 2 TDs	Passing	Jayden Daniels 22-37-1, 347 yards, 1 TD
Rushing	Chance Williams 7 att., 37 yards, 1 TD	Rushing	Jayden Daniels 15 att., 90 yards
Receiving	Lyndon Rash 8 rec., 90 yards, 1 TD	Receiving	Brian Thomas Jr. 7 rec., 142 yards, 1 TD
Tackles	Javon Carter 8 tackles	Tackles	Major Burns 8 tackles
Sacks	Keyshawn Johnson 1.5 sacks	Sacks	NONE
Interceptions	Javon Singlary Robert Wilson 1 INT	Interceptions	Duce Chestnut 1 INT

▼ TEAM STATS

Points Per Game	31.0	Points Per Game	24.0
First Downs	19	First Downs	23
Rushing (Avg.)	88.0	Rushing (Avg.)	113.0
Passing (Avg.)	302.0	Passing (Avg.)	347.0
Offense (Avg.)	390.0	Offense (Avg.)	460.0
3rd Down %	53.8%	3rd Down %	30.0%
Touchdowns	4	Touchdowns	3
Field Goals	1	Field Goals	1
Time of Possession	27:15	Time of Possession	24:37
Sacks	2	Sacks	0

▼ INSIDE THE SERIES

Overall	First Meeting
Current Streak	
Longest Series Win Streak	
First Meeting	
Last Meeting	

▼ A GRAMBLING STATE WIN WOULD ...

- ◀ Give GSU its first victory over an FCS opponent since 1985
- ◀ Give GSU its first win over an AP Top 25 program
- ◀ Snap LSU's 35 game winning streak versus in-state programs

▼ MEDIA SCHEDULE - GRAMBLING STATE

MONDAY	5	TUESDAY	6	WEDNESDAY	7	THURSDAY	8	FRIDAY	9	SATURDAY	10	SUNDAY	11
Press Conference SWAC Media - 10:55-11:05 am Hue Jackson - Noon		Practice Players and Coaches Only Available After Practice		Practice Players and Coaches Only Available After Practice		No Media Availability		No Media Availability		Game 1 Grambling State at Hampton 6:30 p.m. Tiger Stadium Baton Rouge, La.		No Media Availability	

▼ ATHLETICS COMMUNICATIONS

**CURTIS FORD****Associate AD
Communications**

Primary Football Contact
All Coaches/Player Requests

Emailfordc@gram.edu
Twitter@CFord87

**KIONA WHITE****Associate Director
Communications**

Secondary Football Contact
All Coaches/Player Requests

Emailwhiteki@gram.edu

Thank you for your coverage of the Grambling State University Tigers and Southwestern Athletic Conference (SWAC) football. Please let us know if we can assist your efforts at any time during the football season. The following is the list of policies and procedures of the Grambling State University Athletic Communications Office. Please contact the GSU Athletic Communications Office with any questions or concerns.

Curtis Ford (fordc@gram.edu), Associate AD for Athletic Communications, will serve as the contact for Grambling State football. His contact information is listed below:

Curtis Ford

Senior Associate AD/Athletic Communications

Email: ford@gram.edu

MEDIA CREDENTIALS

Media credentials for Grambling State must be requested through GSU's official website. To begin the process, visit www.gsutigers.com/media. Only media covering the Tigers on a consistent basis and on assignment will be considered for season credentials. A lost season credential will result in credentials being issued on a game-by-game basis as available.

MONDAY MEDIA PRESS CONFERENCES

Each game week during the football season, Grambling State will hold a media press conference at 12 p.m. in the Stadium Support Facility in the media room, located on the second floor. Head coach Hue Jackson will speak at 12 p.m. and selected assistant coaches (one offense and one defense) will be available to the media immediately following Jackson's weekly press conference. In the event of special games (State Fair Classic and Bayou Classic), the 2023 GRAMBLING STATE FOOTBALL GAME NOTES

press conference will move that week to Tuesday at 10 a.m. Players will only be available upon request at least 48 hours prior to the Monday press conference. Contact the Athletic Communications Office for more details. GSU will hold and conduct interviews during the open weeks of the season.

Jackson's portion of the news conference will be available each week on www.gsutigers.com on Monday afternoons.

MEDIA PRESS CONFERENCE PARKING & ENTRY

Parking for GSU's Monday media press conference is located at the Stadium Support Facility. Members of the media should enter through the front doors and take the elevator to the second floor.

PLAYER INTERVIEW AVAILABILITY

All interviews with Grambling State student-athletes should be coordinated through the Athletic Communications Office. During the season, GSU players are available after the weekly Monday Press Conference and after practice on Tuesdays. This also includes during the week of the State Fair Classic, Bayou Classic, SWAC Championship Game and Celebration Bowl, players will only be available on Monday and Tuesday only. Telephone interviews may be arranged by contacting Brian Howard in the Athletic Communications Office. ALL interview requests should be made at least 48 hours in advance. GSU's first-year players (true freshmen) are not available for interviews.

COACH INTERVIEW AVAILABILITY

Interviews with head coach Hue Jackson should also be arranged through the Athletic Communications Office. Head Coach Hue Jackson is available at GSU's weekly media press conference on Mondays during the season. Telephone interviews with the head coach can be arranged by contacting the Athletic Communications Office. As with the student-athletes, interview requests should be made at least 48 hours in advance.

SWAC CONFERENCE CALL

Head coach Hue Jackson is available via teleconference on Mondays as part of the SWAC Conference call. Contact the SWAC Conference communications staff for more information.

PRACTICE AVAILABILITY

Grambling State's football practices are primarily closed to the public and media with limited exceptions (media will be notified in advance of those dates). The first portion of the workouts (generally the first 15-20 minutes) is open to photographers. Again, media will be notified in

advance of those opportunities.

Members of the media planning to shoot practice should contact the GSU Athletic Communications Office in advance to confirm arrangements and practice times.

PRACTICE LOCATION

The Tigers practice on the practice field next to the Football Stadium Support Facility or inside Eddie G. Robinson Memorial Stadium.

ACCESSING INFORMATION

In addition to the Grambling State Athletics website (www.gsutigers.com), the latest news, weekly releases, updated depth charts, rosters and season and single-game statistics can be sent on a daily or weekly basis via e-mail. Contact Brian Howard to request to be added to the football e-mail list.

WE ARE GRAMBLING STATE

When referring to Grambling State University, please only use the terms **GRAMBLING STATE** or **GSU**. Please refrain from acronyms of the name **GRAM**, **Grambling St.** or **GRAM State**, **GRAM St.** In addition, Grambling State plays in the Southwestern Athletic Conference (SWAC).

SWAC WEEKLY HONORS

Each week during the regular season, the SWAC will name an offensive, defensive, newcomer and special teams player of the week.

SWAC WEEKLY TELECONFERENCE/ZOOM

The SWAC football head coaches will be available on a weekly teleconference Mondays from September 5-November 21 from 10:00 am until noon central time. Each coach will be available for 8-10 minutes each week for questions and reviews.

Media representatives who wish to participate should consult the conference weekly release. A schedule of the times available for each coach are located on the SWAC page in the game notes. A replay of each teleconference will be available each Monday on the conference's website: www.swac.org.

▼ FOOTBALL CHAMPIONSHIP SUBDIVISION (FCS) NATIONAL RANKINGS

STATS PERFORM FCS TOP 25 PRESEASON POLL

(Updated Sept. 4, 2023)

RANK	SCHOOL	RECORD	VOTES	PV
1	South Dakota State (55)	1-0	1,399	1
2	North Dakota State (1)	1-0	1,330	2
3	Montana State	1-0	1,298	3
4	William & Mary	1-0	1,184	4
5	Holy Cross	1-0	1,114	5
6	Furman	1-0	1,075	6
7	Idaho	1-0	991	8
8	Samford	1-0	958	9
9	Sacramento State	1-0	925	10
10	UIW	0-1	888	7
11	New Hampshire	1-0	843	11
12	Weber State	1-0	783	13
13	Montana	1-0	706	14
14	Southeast Missouri State	0-1	667	12
15	UC Davis	1-0	617	16
16	Southeastern Louisiana	0-1	578	15
17	North Dakota	1-0	524	17
18	North Carolina Central	1-0	287	19
19	Delaware	1-0	317	22
20	Mercer	1-1	240	20
21	Northern Iowa	0-1	190	23
22	Rhode Island	0-1	167	21
23	Florida A&M	1-0	154	NR
24	Southern Illinois	1-0	152	NR
25	Youngstown State	1-0	103	NR

Others receiving votes: Eastern Kentucky 90; Richmond 89; Central Arkansas 78; Gardner-Webb 67; Villanova 66; Elon 40; UT Martin 38; Abilene Christian 32; Morgan State 31; Albany 22; Yale 13; Jackson State 12; Tarleton State 9; St. Thomas (MN) 7; Saint Francis (PA) 3

BOXTOROW FCS HBCU FOOTBALL COACHES POLL

No.	Team	W-L	Pts.	PV
1	North Carolina Central (18)	1-0	188	1
2	Florida A&M (2)	1-1	173	3
3	Prairie View A&M	1-0	128	6
4	Alabama State	1-0	108	8
5	Jackson State	1-1	91	3
6	Howard	1-0	76	7
7	North Carolina A&T	0-1	70	4
8	Morgan State	1-0	69	NR
9	Hampton	1-0	58	NR
10	Southern	0-1	39	5

Others receiving votes: Alcorn State (0-1) 29, Texas Southern (0-1) 26, Alabama A&M (0-1) 10, **Grambling State (0-1) 6**, Mississippi Valley State (0-1) 4.

BOXTOROW FCS HBCU FOOTBALL MEDIA POLL

No.	Team	W-L	Pts.	PV
1	North Carolina Central (15)	1-0	192	1
2	Florida A&M (4)	1-0	184	2
3	Benedict	1-0	129	4
4	Jackson State	1-0	112	3
5	Alabama State	1-0	99	NR
6	Virginia Union	1-0	82	8
7	Prairie View A&M	1-0	65	9
8	Morgan State (1)	1-0	57	NR
9	Howard	0-1	54	7
10	North Carolina A&T	0-1	29	T-5

Others receiving votes: Southern (0-1) 24, Hampton (1-0) 19, Tuskegee (1-0) 19, Texas Southern (0-1) 9, Fayetteville State (0-1) 7, **Grambling State (0-1) 6**, Bowie State (1-0) 5, South Carolina State (0-2) 5, Virginia State (1-0) 3.

FCS COACHES PRESEASON POLL

(Updated Sept. 5, 2023)

RANK	SCHOOL	RECORD	VOTES	PV
1	South Dakota State (25)	1-0	625	1
2	North Dakota State	1-0	599	2
3	Montana State	1-0	573	3
4	William & Mary	1-0	524	4
5	Holy Cross	1-0	503	5
6	Furman	1-0	500	6
7	Samford	1-0	449	9
8	Sacramento State	1-0	444	8
9	Weber State	1-0	388	10
10	UIW	0-1	376	7
11	New Hampshire	1-0	346	12
12	Idaho	1-0	334	13
13	Montana	1-0	293	14
14	UC Davis	1-0	286	17
15	North Dakota	1-0	258	18
16	Southeast Missouri State	0-1	238	11
17	Southeastern Louisiana	0-1	224	15
18	North Carolina Central	1-0	191	19
19	Delaware	1-0	181	21
20	Northern Iowa	0-1	127	20
21	Florida A&M	1-0	124	25
22	Rhode Island	0-1	65	23
23	Southern Illinois	1-0	64	NR
24	Mercer	1-1	62	22
25	Youngstown State	1-0	58	NR

Others receiving votes: Richmond, 50; Fordham, 41; Gardner-Webb, 32; Yale, 30; Illinois St., 21; St. Thomas (Minn.), 19; Central Arkansas, 16; North Carolina A&T, 14; Eastern Kentucky, 12; Morgan St., 12; Northern Arizona, 12; Princeton, 11; Harvard, 7; Jackson St., 5; Elon, 4; Hampton, 4; Campbell, 1; Southern Utah, 1; Stephen F. Austin, 1.

SWAC PREDICTED ORDER OF FINISH

SWAC East

Team	Points	1st place votes
Florida A&M	116 points	16
Jackson State	94 points	2
Alabama State	80 points	2
Alabama A&M	73 points	2
Mississippi Valley State	35 points	2
Bethune-Cookman	34 points	

SWAC West

Team	Points	1st place votes
Southern	122 points	13
Alcorn State	94 points	6
Texas Southern	73 points	1
Grambling State	69 points	2
Prairie View A&M	68 points	2
Texas Southern	33 points	--

▼ GRAMBLING STATE QUICK FACTS

UNIVERSITY INFORMATION

Location	Grambling, LA (71245)
Founded	1901
Enrollment.....	5,438
Colors.....	Black and Gold
Nickname	Tigers
Conference	Southwestern Athletic Conference
President.....	Richard J. Gallot
Alma Mater	Grambling State, 1987
VP for Intercollegiate Athletics.....	Dr. Trayvean Scott
Alma Mater	Southern, 2003
Associate AD/Chief of Staff	Taylor Stewart
Alma Mater	Grambling State, 2018
Associate AD/SWA	Wanda Currie
Alma Mater	Grambling State, 1984
Faculty Athletic Rep.	Dr. Bobby Burkes
Alma Mater	Xavier (La.), 1973
Athletics Department Phone.....	318.274.2374
Ticket Office Phone.....	318.274.4795
Twitter.....	@GSUTigers/@GSUFootball01
Athletics Website.....	gsutigers.com
University Website	gram.edu

FOOTBALL HISTORY

First Year of Football.....	1926
Overall Record.....	589-293-19
Bowl Record.....	19-8
Last Bowl.....	2017 Celebration Bowl
	vs. North Carolina A&T State (L, 14-21)

STADIUM INFORMATION

Stadium.....	Eddie G. Robinson Memorial Stadium
Capacity	19,600
Year Opened.....	1983
Playing Surface	Artificial Turf
Record	97-36-1

COACHING STAFF

Head Coach	Hue Jackson
Alma Mater	University of the Pacific, 1986
Career Record.....	14-53-1
Collegiate Record.....	3-9
Record at Grambling State.....	3-9
Offensive Coordinator/Running Backs.....	John Simon
Offensive Coordinator/Quarterbacks	Tony Hull
Defensive Coordinator	Cedric Thornton
Defensive Line	Ken Delgado
Cornerbacks.....	Saeed Lee
Safeties.....	Dedrick Dodge
Offensive Line.....	Robert Valdez
Tight Ends	Kris Peters
Wide Receivers.....	Tyron Carrier
Special Teams/General Manager	Chris Scott
Offensive Grad Assistant	J.P. Pierce
Defensive Grad Assistant	Yasupha Foster
Video and Technology Director	Michael Lombardo

ATHLETIC COMMUNICATIONS

Associate AD/Athletic Communications.....	Curtis Ford
Email.....	fordc@gram.edu
Associate Director Athletic Communications	Kiona White
Email.....	whiteki@gram.edu

SWAC STANDINGS

EAST DIVISION

Team	SWAC	Overall
Florida A&M	1-0	1-0
Alabama State	0-0	1-0
Mississippi Valley State	0-0	0-1
Alabama A&M	0-0	0-1
Bethune-Cookman	0-0	0-1
Jackson State	0-1	1-1

WEST DIVISION

Prairie View A&M	1-0	1-0
Alcorn State	0-0	0-1
Southern	0-0	0-1
Grambling State	0-0	0-1
Arkansas-Pine Bluff	0-0	0-1
Texas Southern	0-1	0-1

SWAC WEEKLY SCHEDULE

Saturday, September 9

Lane at Alabama A&M
Miles at Alabama State
Alcorn State vs. Stephen F. Austin
Arkansas-Pine Bluff vs. Tennessee State C
Savannah State at Bethune-Cookman
Florida A&M at South Florida
Grambling State at LSU
Jackson State at Southern C
Abilene Christian at Prairie View A&M
Texas Southern at Toledo

SWAC WEEKLY TELECONFERENCE/ZOOM SCHEDULE

The Fall 2023 SWAC Football media sessions will begin on Monday, Aug. 28 at 10:00 am CST. We will conduct media sessions this upcoming season via Zoom, please see weekly schedule.

Media representatives who wish to participate should consult the conference weekly release or the SWAC Communications Office for details.

A replay of each teleconference will be available each Monday on the conference's website: www.swac.org.

2023 SWAC Football Media Session Dates

Aug. 28 • Sept. 5 • Sept. 11 • Sept. 18 • Sept. 25 • Oct. 2 • Oct. 9 • Oct. 16 • Oct. 23 • Oct. 30 • Nov. 6 • Nov. 13 • Nov. 20

SWAC Football Media Session Schedule

10:00 a.m. - 10:05 a.m.	SWAC Football Updates
10:05 a.m. - 10:15 a.m.	Connell Maynor, Alabama A&M
10:15 a.m. - 10:25 a.m.	Eddie Robinson Jr., Alabama State
10:25 a.m. - 10:35 a.m.	Fred McNair, Alcorn State
10:35 a.m. - 10:45 a.m.	Terry Sims, Bethune-Cookman
10:45 a.m. - 10:55 a.m.	Willie Simmons, Florida A&M
10:55 a.m. - 11:05 a.m.	Hue Jackson, Grambling State
11:05 a.m. - 11:15 a.m.	Doc Gamble, Arkansas-Pine Bluff
11:15 a.m. - 11:25 a.m.	Vincent Dancy, Mississippi Valley State
11:25 a.m. - 11:35 a.m.	Bubba McDowell, Prairie View A&M
11:35 a.m. - 11:45 a.m.	Eric Dooley, Southern
11:45 a.m. - 11:55 a.m.	Clarence McKinney, Texas Southern
11:55 a.m. - 12:05 p.m.	Deion Sanders, Jackson State

SOUTHWESTERN ATHLETIC CONFERENCE



FORMED: 1920

Charter members: Bishop College, Paul Quinn, Prairie View A&M, Texas College and Wiley College

Commissioner: Dr. Charles McClelland

Located: Birmingham, Alabama

HISTORY AT A GLANCE

In 1920, athletic officials from six Texas HBCUs — C.H. Fuller of Bishop College, Red Randolph and C.H. Patterson of Paul Quinn College, E.G. Evans, H.J. Evans and H.J. Starns of Prairie View A&M, D.C. Fuller of Texas College and G. Whitte Jordan of Wiley College — met in Houston, Texas, to discuss common interests. At this meeting, they agreed to form a new league, the SWAC.

Paul Quinn became the first of the original members to withdraw from the league when it did so in 1929. When Langston University of Oklahoma was admitted into the conference two years later, it began the migration of state-supported institutions into the SWAC. Southern University entered the ranks in 1934, followed by Arkansas AM&N (now the University of Arkansas at Pine Bluff) in 1936 and Texas Southern University in 1954.

Rapid growth in enrollment of the state-supported schools made it difficult for the church-supported schools to finance their athletics programs and one by one they fell victim to the growing prowess of the state-supported colleges. Bishop withdrew from the conference in 1956, Langston in 1957 and Huston-Tillotson (formerly Samuel Huston) in 1959, one year after the admittance of two more state-supported schools: Grambling College and Jackson State College.

The enter-exit cycle continued in 1961 when Texas College withdrew, followed by the admittance of Alcorn A&M (now Alcorn State University) in 1962. Wiley left in 1968, the same year Mississippi Valley State College entered. Arkansas AM&N exited in 1970 and Alabama State University entered in 1982.

Arkansas-Pine Bluff (formerly Arkansas AM&N) rejoined the SWAC on July 1, 1997, regaining full-member status one year later. Alabama A&M University became the conference's tenth member when it became a full member in September, 1999 after a one year period as an affiliate SWAC member. Most of the former SWAC members that have left the conference are currently a part of the Red River Athletic Conference of the NAIA.

Current championship competition offered by the SWAC includes competition for men in baseball, basketball, cross country, football, golf, indoor track, outdoor track & field and tennis. Women's competition is offered in the sports of basketball, bowling, cross country, golf, indoor track, outdoor track & field, soccer, softball, tennis and volleyball.

THE MISSION AND PURPOSE OF THE SWAC

The Southwestern Athletic Conference, Inc. (the "SWAC", the "Conference") is organized exclusively for the purpose of encouraging, promoting, advancing, and conducting intercollegiate sports activities and other recreational and not-for-profit activities among the members of the Conference. Its purposes are:

- To uphold the principles of institutional control of, and responsibility for all collegiate sports conducted by the members of this organization in conformity with the Constitution and Bylaws hereof;
- To stimulate and improve intercollegiate athletic sports;
- To comply with satisfactory standards of scholarship and amateur standing and good sportsmanship;
- To preserve and maintain the collegiate athletic records of the members of the Southwestern Athletic Conference, and make them available upon request;
- To cooperate with other amateur athletic organizations in the promotion and conduct of intercollegiate athletic contests;
- To maintain fiscal management; and
- To legislate through Bylaws or Resolutions on subjects of general concern to the membership.

The members of the conference are committed to the philosophy of maintaining intercollegiate athletics as an integral part of the overall educational program. To this end, the conference believes in and subscribes to the fundamental principles of amateurism, institutional control, sound academic standards, financial aid, recruiting, and ethical conduct that governs intercollegiate athletics, and the enforcement of rules and regulations as adopted by the National Collegiate Athletic Association.

MEMBERSHIP TIMELINE

Bishop College	1920-56
Paul Quinn College	1920-29
Samuel Huston College	1920-59
Texas College	1920-68
Wiley College	1920-68
Prairie View A&M	1920 - present
Langston University	1931-57
Arkansas AM&N	1936-70
Southern	1934 - present
Texas Southern	1954 - present
Grambling State	1958 - present
Jackson State	1958 - present
Alcorn State	1962 - present
Mississippi Valley State	1968 - present
Alabama State	1982 - present
Arkansas-Pine Bluff	1997 - present
Alabama A&M	1999 - present
Howard University*	2014 - present
Bethune-Cookman	2021 - present
Florida A&M	2021 - present

*Affiliate member in women's soccer only.

LEGENDARY SWAC GREATS INCLUDE:

NFL	Jackson State
Lem Barney	Southern
Mel Blount	Jackson State
Robert Brazile	Grambling State
Willie Brown	Grambling State
Buck Buchanan	Grambling State
Willie Davis	Alcorn State
Donald Driver	Grambling State
James Harris	Prairie View A&M
Ken Houston	Grambling State
Charlie Joiner	Alabama A&M
Robert Mathis	Mississippi Valley State
David Deacon Jones	Alcorn State
Steve McNair	Mississippi Valley State
Jerry Rice	Alabama St
Eddie Robinson	Jackson State
Jackie Slater	Texas Southern
Michael Strahan	Grambling State
Doug Williams	

NBA	Jackson State
Lindsey Hunter	Grambling State
Willis Reed	Jackson State
Purvis Short	

MLB	Southern
Lou Brock	Southern
Rickie Weeks	

COACH	Grambling State
Eddie G. Robinson	

OTHERS	Alcorn State
Bill Foster	Mississippi Valley State
Patricia Hoskins	Prairie View A&M
Barbara Jacket	Grambling State
Alice Jackson	Southern
Brian Johnson	Texas Southern
Mary Onyal	Jackson State
Walter Payton	Jackson State
Michael Tinsley	

▼ 2022 WEEKLY HONORS AND PLAYER AWARDS

BIRMINGHAM, ALA.- THE SOUTHWESTERN ATHLETIC CONFERENCE HAS NAMED PRAIRIE VIEW A&M'S TRAZON CONNLEY, ALABAMA STATE'S COLTON ADAMS, AND FLORIDA A&M'S MARCUS RILEY ITS SWAC FOOTBALL PLAYERS OF THE WEEK FOR THEIR IMPRESSIVE PERFORMANCES DURING GAMES PLAYED THIS PAST WEEKEND.

OFFENSE

CONNLEY PASSED FOR 275 YARDS ON 20-OF-33 PASSING WITH TWO TOUCHDOWNS AND 35 RUSHING YARDS IN PRAIRIE VIEW A&M'S 37-34 OVERTIME WIN OVER TEXAS SOUTHERN DURING THE 38TH LABOR DAY CLASSIC.

DEFENSE

ADAMS NOTCHED 12 TACKLES, INCLUDING FOUR SOLO TACKLES AND ONE SACK IN THE HORNETS' 14-10 LABOR DAY CLASSIC WIN OVER SOUTHERN. HE NOTCHED DOUBLE-FIGURE TACKLES FOR THE THIRD STRAIGHT GAME DATING BACK TO THE FINAL TWO GAMES OF 2022 AND THE SIXTH TIME IN

WEEK 1

Offensive Player of the Week - TRAZON CONNLEY (PVAMU)

Defensive Player of the Week - COLTON ADAMS (BAMA STATE)

Specialist of the Week- Marcus Riley (FAMU)

Newcomer of the Week- Marcus Riley (FAMU)

SEVEN GAMES.

SPECIALIST/NEWCOMER

RILEY STARTED THE GAME FOR THE RATTTLERS BY RETURNING THE OPENING KICKOFF 96 YARDS FOR A TOUCHDOWN. HE FINISHED WITH 120 RETURN YARDS OFF TWO RETURNS AND A TOUCHDOWN.

▼ 2022 SOUTHWESTERN ATHLETIC CONFERENCE PRESEASON TEAMS

Preseason Offensive Player of the Year

Shedeur Sanders Jackson State

Preseason Defensive Player of the Year

Isaiah Land Florida A&M

Preseason All-SWAC First Team Offense

Quarterback: Jeremy Moussa, Florida A&M
Running Back: Jarveon Howard, Alcorn State
Running Back: Donovan Eaglin, Alabama A&M
Offensive Lineman: Jalen Goss, Florida A&M
Offensive Lineman: Jonathan Williams, Alabama A&M
Offensive Lineman: Will Ready, Alcorn State
Offensive Lineman: Cameron Covin, Florida A&M
Offensive Lineman: T.J. Yarbrough, Alcorn State
Wide Receiver: Jah'Marae Sheread, Florida A&M
Wide Receiver: Derek Morton, Texas Southern
Tight End: D.J. Stevens, Jackson State

Preseason All-SWAC First Team Defense

Defensive Lineman: Malachi Bailey, Alcorn State
Defensive Lineman: Sundiata Anderson, Grambling State
Defensive Lineman: Tahj Brown, Southern
Defensive Lineman: Zareon Hayes, Alabama A&M
Linebacker: Colton Adams, Alabama State
Linebacker: Lewis Matthews, Grambling State
Linebacker: Isaiah Major, Florida A&M
Defensive Back: Omari Hill-Robinson, Bethune-Cookman
Defensive Back: Javan Morgan, Florida A&M
Defensive Back: Jordan Carter, Southern
Defensive Back: Kendall Bohler, Florida A&M

Preseason All-SWAC First Team Specialist

Place Kicker: Joshua Griffin, Southern
Punter: Jimmy Iles, Grambling State
Return Specialist: Darnell Deas, Bethune-Cookman
Long Snapper: Jason Longcor, Alcorn State

Preseason All-SWAC Second Team Offense

Quarterback: Andrew Body, Texas Southern
Running Back: Jacorey Howard, Texas Southern
Running Back: Ahmad Antoine, Prairie View A&M
Offensive Lineman: Eli Fields, Southern
Offensive Lineman: Arrington Taylor, Prairie View A&M
Offensive Lineman: Ryan Atkins-Frazier, Arkansas-Pine Bluff
Offensive Lineman: Robert Alston, Alabama State
Offensive Lineman: Mehdi Torrence, Texas Southern
Wide Receiver: Lyndon Rash, Grambling State
Wide Receiver: Marcus Riley, Florida A&M
Tight End: Kamari Young, Florida A&M

Preseason All-SWAC Second Team Defense

Defensive Lineman: Ckelby Givens, Southern
Defensive Lineman: Michael Akins, Texas Southern
Defensive Lineman: Kendarius Clark, Arkansas-Pine Bluff
Defensive Lineman: Gentle Hunt, Florida A&M
Linebacker: Jalan Campbell, Southern
Linebacker: Rico Dozier, Arkansas-Pine Bluff
Linebacker: Terreance Ellis, Alcorn State
Defensive Back: Adrian Maddox, Alabama State
Defensive Back: Cail Jackson, Alabama State
Defensive Back: Kevin Thomas, Grambling State
Defensive Back: Kriston Davis, Southern

Preseason All-SWAC Second Team Specialist

Place Kicker: Anthony Turnage, Mississippi Valley State
Punter: Robens Beauplan, Southern
Return Specialist: Chaunzavia Lewis, Texas Southern
Long Snapper: Braxston Blackwell, Southern

▼ GRAMBLING STATE HONORS & AWARDS

ALL-SWAC PRESEASON TEAM

Sundiata Anderson Defensive Lineman 1st Team
Lewis Matthews..... Linebacker 2nd Team
Quincy Mitchell..... Defensive Back..... 2nd Team
Kevin Thomas..... Kicker..... 2nd Team
Lyndon Rash..... Wide Receiver 2nd Team
Jimmy Iles Punter 2nd Team

PHIL STEELE PRESEASON ALL-SWAC TEAM

Sundiata Anderson Defensive Lineman 1st Team
Lewis Matthews..... Offensive Lineman..... 1st Team
Lyndon Rash..... Wide Receiver 2nd Team
Quincy Mitchell..... Defensive Back..... 3rd Team

HBCU BOXTOROW PRESEASON ALL-AMERICAN TEAM

Sundiata Anderson Defensive Lineman

PRESEASON ALL-AMERICAN HONORS

Bluebloods Podcast

Sundiata Anderson Defensive Lineman

STATS PERFROM FCS

Sundiata Anderson Defensive Lineman

Buck Buchanan Award Watch List

Sundiata Anderson Defensive Lineman

2023 EAST-WEST SHRINE BOWL

East-West Shrine Bowl 1000

Sundiata Anderson Defensive Lineman

2024 REESE'S SENIOR BOWL WATCH LIST

Sundiata Anderson Defensive Lineman

SWAC WEEKLY HONORS

▼ SERIES RESULTS VS. 2023 OPPONENTS

HAMPTON [2-7]

YEAR	Date	GSU	Opp.
1990		22	3
1993		26	27
1994		32	29
1995		7	16
1997		7	42
1998		15	28
1999		7	27
2006		26	27
2023		31	35

Hampton Series Notes

Grambling State Points	173
Hampton Points	234
Games Decided by 3 Points or Less	0-2
Games Decided by 7 Points or Less	1-2
Longest Winning Streak	None
Current Streak	Last 6
Last 10 Games	2-7
Biggest Win	22-3 (1990)
Biggest Loss	7-42 (1997)

LOUISIANA STATE [0-0]

YEAR	Date	GSU	Opp.
2023	FIRST MEETING		

FLORIDA MEMORIAL [0-0]

YEAR	Date	GSU	Opp.
2023	FIRST MEETING		

TEXAS SOUTHERN [47-19-3]

YEAR	Date	GSU	Opp.
1950		26	6
1951		7	7
1952		14	46
1953		7	22
1954		19	19
1957		14	12
1958		7	21
1959		14	15
1960		51	0
1961		23	19
1962		25	42
1963		13	27
1964		25	8
1965		6	26
1966		19	17
1967		20	14
1968		28	18
1969		28	26
1970		20	16
1971		27	7
1972		21	15
1973		21	35
1974		34	21
1975		37	21
1976		54	21
1977		28	14
1978		22	16
1979		32	3
1980		43	14
1981		17	17
1982		34	30
1983		55	0
1984		44	16
1985		30	6
1986		49	21
1987		30	9
1988		49	7
1989		49	6
1990		57	36

1991		30	27
1992		24	17
1993		50	26
1994		51	20
1995		56	14
1996		7	52
1997		16	21
1998		24	41
1999		20	21
2000		26	17
2001		43	3
2002		42	28
2003		48	15
2004		28	10
2005		58	21
2006		28	33
2007		57	9
2008		33	7
2009	11/12	49	33
2010	11/11	34	41
2012	10/27	20	23
2013	10/26	17	23
2014	11/1	35	7
2015	11/7	41	15
2016	11/19	47	28
2017	10/28	50	24
2018	10/13	34	21
2019	11/2	55	20
2021	10/16	34	20
2022		7	41

Texas Southern Series Notes

Grambling State Points	2,160
Texas Southern Points	1,305
Games Decided by 3 Points or Less	4-2
Games Decided by 7 Points or Less	10-7
Longest Winning Streak	21 (1974-1995)
Current Streak	Last 1
Last 10 Games	6-4
Biggest Win	55-0 (1983)
Biggest Loss	7-41 (2022)

PRAIRIE VIEW A&M [51-22-1]

YEAR	Date	GSU	Opp.
1950		7	40
1951		12	34
1952		13	25
1953		0	32
1954		19	26
1955		26	7
1956		46	0
1957		14	25
1958		6	44
1959		13	35
1960		26	0
1961		34	14
1962		23	15
1963		7	28
1964		14	22
1965		44	7
1966		10	10
1967		13	10
1968		22	14
1969		58	25
1970		57	6
1971		30	7
1972		36	0
1973		38	12
1974		61	0
1975		0	2
1976		0	2
1977		77	7
1978		37	6
1979		61	6
1980		68	0

1981		44	3
1982		51	6
1983		42	8
1984		42	0
1985		27	7
1986		19	24
1987		28	7
1988		40	14
1989		39	0
1991		77	7
1992		63	3
1993		49	0
1994		66	0
1995		44	0
1996		54	12
1997		33	6
1998		55	40
1999		47	19
2000		12	10
2002		35	13
2003		65	7
2004		53	32
2005		50	7
2006		53	7
2007		17	14
2008		40	16
2009	10/3	32	35
2010	9/25	34	17
2011	10/1	22	31
2012	10/6	14	31
2013	10/5	3	31
2014	9/27	26	20
2015	9/26	70	54
2016	10/1	36	16
2017	10/7	34	21
2018	9/29	16	22
2019	9/28	36	42
2021	3/13	10	17
2021	9/25	10	24
2022		14	34

Prairie View A&M Series Notes

Grambling State Points	2,373
Prairie View A&M Points	1,123
Games Decided by 3 Points or Less	2-1
Games Decided by 7 Points or Less	3-1
Longest Winning Streak	20 (1987-2008)
Current Streak	Last 5
Last 10 Games	3-7
Biggest Win	77-7 (1991)
Biggest Loss	6-44 (1958)

ALCORN STATE [47-23-3]

YEAR	Date	GSU	Opp.
1952		27	13
1954		6	26
1955		13	6
1956		33	12
1957		53	0
1958		48	6
1961		49	0
1962		46	7
1963		40	23
1964		32	14
1965		26	13
1966		14	13
1967		13	7
1968		13	28
1969		7	28
1970		7	10
1971		21	6
1972		6	9
1973		22	6
1974		14	19
1975		27	3
1976		0	2
1977		42	17
1978		21	13

▼ SERIES RESULTS VS. 2023 OPPONENTS

1980	27	29
1981	13	10
1982	31	14
1983	28	0
1984	13	27
1985	30	20
1986	19	17
1987	24	28
1988	27	13
1989	35	30
1990	42	13
1991	22	27
1992	33	35
1993	24	25
1994	62	56
1995	39	17
1996	6	31
1997	20	44
1998	11	0
1999	41	25
2000	29	6
2001	37	22
2002	41	35
2003	40	28
2004	23	34
2005	46	19
2006	14	21
2007	31	10
2008	29	0
2010	10/16	38 28
2011	9/3	21 14
2012	9/1	21 22
2013	10/12	0 48
2014	10/11	28 21
2015	10/17	35 34
2015	12/5	21 49
2016	9/24	43 18
2016	12/3	27 20
2017	10/21	41 14
2017	12/2	40 32
2018	10/20	26 33
2019	11/9	19 16 (ot)
2021	10.9	20 24
2022		35 6

Alcorn State Series Notes

Grambling State Points	1,872
Alcorn State Points	1,302
Games Decided by 3 Points or Less	5-6
Games Decided by 7 Points or Less	10-12
Longest Winning Streak	11 (1955-1967)
Current Streak	Won 1
Last 10 Games	7-3
Biggest Win	53-0 (1957)
Biggest Loss	0-48 (2013)

ALABAMA A&M [21-7]

YEAR	Date	GSU	Opp.
1989		34	22
1990		27	20
1998		13	14
1999		36	31
2000		17	14
2000		14	6
2001		30	7
2002		23	13
2002		31	19
2003		45	14
2004		9	21
2005		44	0
2005		45	6
2006		27	30 (OT)
2007		31	6
2008		27	9
2009	10/10	41	20
2010	10/2	25	22

2011	9/24	14	20
2011	12/10	16	15
2012	9/29	17	38
2013	8/31	9	23
2014	10/4	38	28
2016	11/5	56	17
2018	11/10	29	16
2019	10/12	23	10
2021	10/2	37	28
2022		31	37 (20T)

Alabama A&M Series Notes

Grambling State Points	789
Alabama A&M Points	500
Games Decided by 3 Points or Less	3-3
Games Decided by 7 Points or Less	5-4
Longest Winning Streak	7 (1999-2003)
Current Streak	Lost 1
Last 10 Games	6-4
Biggest Win	56-17 (2016)
Biggest Loss	17-38 (2012)

BETHUNE-COOKMAN [8-5]

YEAR	Date	GSU	Opp.
1954		14	25
1955		26	7
1956		27	7
1957		20	12
1984		35	17
1986		30	24
1987		21	14
1988		17	16
2004		24	23
2014	9/13	23	36
2015	9/12	53	56
2021	11/13	14	31
2022		19	37

Bethune-Cookman Series Notes

Grambling State Points	323
Bethune-Cookman Points	305
Games Decided by 3 Points or Less	2-1
Games Decided by 7 Points or Less	3-1
Longest Winning Streak	8 (1955-1957; 1984-2004)
Current Streak	Lost 4
Last 10 Games	6-4
Biggest Win	27-7 (1956)
Biggest Loss	19-37 (2022)

ALABAMA STATE [28-14]

YEAR	Date	GSU	Opp.
1979		21	7
1980		28	12
1981		19	7
1982		36	14
1983		28	9
1984		17	6
1985		28	0
1986		16	7
1987		7	17
1988		34	0
1989		28	6
1990		14	37
1991		14	60
1992		44	19
1993		10	16
1994		51	24
1995		16	37
1996		7	0
1997		13	20
1998		31	6
1999		36	13

2000	20	2
2001	38	45*Forfeit
2001	38	31
*SWAC Championship Game		
2002	34	21
2003	37	34
2004	23	37
2005	32	27
2006	16	35
2007	21	7
2008	27	7
2009	23	12
2010	22	7
2011	17	31
2012	18	19
2013	21	52
2014	23	37
2015	34	10
2016	21	0
2017	24	7
2018	34	0
2019	20	23

Alabama State Series Notes

Grambling State Points	1,044
Alabama State Points	774
Games Decided by 3 Points or Less	1-2
Games Decided by 7 Points or Less	4-4
Longest Winning Streak	8 (1979-1986)
Current Streak	Lost 1
Last 10 Games	5-5
Biggest Win	34-0 (1988)
Biggest Loss	14-60 (1991)

ARKANSAS-PINE BLUFF [32-13-2]

YEAR	Date	GSU	Opp.
1951		13	25
1952		35	19
1953		20	16
1954		21	13
1955		38	6
1958		6	7
1959		6	7
1960		33	12
1962		20	20
1963		7	7
1964		39	0
1965		21	9
1966		61	21
1967		39	13
1968		46	20
1969		42	0
1970		41	13
1971		20	16
1993		45	7
1994		44	17
1995		14	17
1996		32	15
1997		16	22
1998		33	54
1999		24	19
2000		24	17
2001		60	7
2002		54	15
2003		41	16
2004		22	41
2005		26	23
2006		28	33
2007		30	24
2008		28	7
2009	11/6	42	49

▼ SERIES RESULTS VS. 2023 OPPONENTS

2010	10/30	35	25
2011	10/29	27	20
2012	11/10	17	24
2013	11/9	42	45
2014	10/18	63	39
2015	11/14	49	31
2016	10/29	70	0
2017	11/4	31	26
2018	10/27	45	38 (ot)
2019	10/26	39	33
2021	3/20	21	48
2021	11/6	26	33
2022		36-	10

Arkansas-Pine Bluff Series Notes

Grambling State Points	1,571
Arkansas-Pine Bluff Points	979
Games Decided by 3 Points or Less	1-4
Games Decided by 7 Points or Less	10-9
Longest Winning Streak	11 (1960-1994)
Current Streak	Lost 2
Last 10 Games	7-3
Biggest Win	70-0 (2016)
Biggest Loss	21-48 (2021)

SOUTHERN [34-40]

YEAR	Date	GSU	Opp.
1932		0	20
1933		0	20
1934		9	25
1935		6	64
1936		0	36
1938		0	20
1939		7	53
1946		0	38
1947		21	6
1948		0	18
1959		6	12
1960		6	16
1961		9	20
1962		14	3
1963		21	22
1964		20	17
1965		34	14
1966		13	41
1967		27	20
1968		34	32
1969		6	15
1970		37	24
1971		31	3
1972		1	0+
1973		19	14
1974	11/23	21	0
1975	11/29	33	17
1976	11/27	10	2
1977	11/26	55	20
1978	11/25	28	15
1979	12/1	7	14
1980	11/29	43	16
1981	11/21	20	50
1982	11/27	17	22
1983	11/26	24	10
1984	11/24	31	29
1985	11/23	29	12
1986	11/29	30	3
1987	11/28	21	27
1988	11/26	3	10
1989	11/18	44	30
1990	11/24	25	13
1991	11/30	30	31
1992	11/28	30	27
1993	11/27	13	31

1994	11/26	7	34
1995	11/25	14	30
1996	11/30	12	17
1997	11/29	7	30
1998	11/28	14	26
1999	11/27	31	37
2000	11/25	29	33
2001	11/24	30	20
2002	11/30	24	48
2003	11/29	41	44
2004	11/27	24	13
2005	11/26	50	35
2006	11/25	17	21
2007	11/24	13	22
2008	11/29	29	14
2009	11/28	31	13
2010	11/27	38	17
2011	11/26	36	12
2012	11/24	33	38
2013	11/30	17	40
2014	11/29	45	52
2015	11/28	34	23
2016	11/26	52	30
2017	11/25	30	21
2018	11/24	28	38
2019	11/30	28	30
2021	4/17	7	49
2021	11/27	29	26
2022		17	34

Southern Series Notes

Grambling State Points	1,585
Southern Points	1,748
Games Decided by 3 Points or Less	4-3
Games Decided by 7 Points or Less	8-15
Longest Winning Streak	9 (1970-1978)
Current Streak	Won 1
Last 10 Games	4-6
Biggest Win	30-3 (1986)
Biggest Loss	6-64 (1935)

ALPHABETICAL

NO.	NAME	POS.
4	Anderson, Cedric	DB
9	Anderson, Sundiata	DL
32	Batiste, Jeremiah	WR
52	Bean, Erron	OL
56	Blount, Mark	DL
15	Bordeaux, Tyson	WR
3	Britten, Marquis	DB
26	Brunson, Jaydon	DB
10	Burnett Jr., Medrick	LB
4	Calvez, Julian	QB
95	Carter, Javon	DL
3	Chalk IV, Floyd	RB
87	Chatman, Caiou	WR
79	Cole, Ashanti	OL
99	Cousar, Xavier	DL
7	Crawley, Myles	QB
20	Daigre, Chris	DB
42	Darling, Josh	LB
11	Dickerson, Nae'Saan	WR
35	Douglas, Tramon	WR
16	Duarte, Luca	K
23	Elder, Keilon	RB
21	Fields, Ryan	DB
85	Forrest Jr., Tony	TE
83	Franklin, Jamal	WR
81	Frazier, Andrrew	WR
45	Frazier, Ricky	LB
	Freeman, Trajon	DB
94	Gamble, Talon	DT
44	Garner, Micheal	DL
63	Gary, Richard	OL
	Giles, Jordan	
5	Gilmore, Amani	QB
37	Gonzales, Abraham	LS
86	Green, Touray	WR
9	Guidry, CJ	WR
25	Handy, Jaden	RB
98	Hardy, Jaden	DL
43	Harris, Jordan	LB
28	Harris, Marquis	TE
0	Henry, Trent	DB
80	Hill, Ronnie	WR
41	Hinton, Derreion	LB
54	Hornsby, Codie	OL
53	Iles, Jimmy	P
13	Jackson, Aaron	WR
	Jenkins, Michael	
82	Johnson, Joshua	WR
19	Johnson, Keyshawn	DL
48	Johnson, Marcellius	LB
14	Johnson, Norey	DB
6	Jones, Andrew	LB
19	Jones, Antonio	WR
92	Jones, Byron	DL
13	Jones, David	DB
16	Jones, Jacob	QB
73	Jones, William	OL
89	Jordan, DJ	DL
39	Joseph, Jaylen	RB
65	Key, Shontrail	OL

NUMERICAL ROSTER

NO.	NAME	POS.	HT.	WT.	CL.	HOMETOWN/PREVIOUS SCHOOL
0	Trent Henry	DB	5-11	195	So.	Miami, Fla. / Miami Central HS
0	Nigel Lanier	WR	6-2	180	R-So.	Huntsville, Ala. / University of Tennessee
1	JR Waters	WR	6-3	180	Jr.	Oxnard, Calif. / Oregon/Southern Utah
1	Javan Singletary	DB	6-1	203	R-Jr.	Bonaire, Ga. / Kennesaw State
2	Chance Williams	RB	5-10	170	So.	Baton Rouge, La. / Scotlandville HS
2	Kevin Thomas	DB	6-0	185	So.	Lake Charles, La. / Lake Charles College Prep
3	Marquis Britten	DB	5-11	185	Sr.	Baton Rouge, La. / Incarnate Word
3	Floyd Chalk IV	RB	5-9	185	So.	Mission Hills, Calif. / Bishop Alemany HS
4	Julian Calvez	QB	6-3	190	So.	Orlando, Fla. / Jones HS
4	Cedric Anderson	DB	6-4	195	Gr.	Clinton, La. / Northwestern State
5	Quincy Mitchell	DB	6-1	190	Gr.	Baton Rouge, La. / Southern Lab HS
5	Amani Gilmore	QB	6-2	220	R-So.	Amite, La. / North Texas
6	Andrew Jones	LB	6-2	220	R-So.	Marrero, La. / University of Memphis
6	Dajon Richard	RB	5-10	225	Jr.	Patterson, La. / Southern Miss
7	Myles Crawley	QB	6-3	185	R-Jr.	Lithonia, Ga. / Alabama State
7	Quintin Talley	DB	6-1	180	R-Jr.	Duncan, S.C. / Holmes CC
8	Osiris Smith	LB	6-2	215	So.	Pleasant Grove, Ala. / Jacksonville State
8	Javon Robinson	WR	5-6	180	Fr.	Florida City, Fla. / Homestead HS
9	Sundiata Anderson	DL	6-5	240	Sr.	College Park, Ga. / North Clayton HS
9	CJ Guidry	WR	6-1	175	R-So.	Pearland, Texas / University of Houston
10	Lyndon Rash	WR	6-0	220	Gr.	Baton Rouge, La. / Madison Prep HS
10	Medrick Burnett Jr.	LB	6-2	225	Fr.	Lakewood, Calif. / Mayfair HS
11	Nae'Saan Dickerson	WR	6-2	185	R-So.	Union City, Ga. / South Alabama
11	Blaze Zito	DL	6-4	260	Jr.	San Diego, Calif. / San Diego Mesa College
13	Aaron Jackson	WR	6-2	170	Fr.	Ruston, La. / Ruston HS / Ruston HS
13	David Jones	DB	6-0	210	Fr.	Baton Rouge, La. / Madison Prep HS
14	Norey Johnson	DB	6-3	185	So.	Cincinnati, Ohio / Deer Park HS
14	Tydré Malone	QB	6-2	187	So.	Jonesboro, La. / Jonesboro-Hodge HS
15	Tyson Bordeaux	WR	6-5	180	So.	Long Beach, Calif. / Long Beach Poly
15	Patrick Marshall	DB	5-9	170	Jr.	Shreveport, La. / Northwood HS
16	Luca Duarte	K	5-10	155	So.	Fayetteville, N.C. / Jack Britt HS
16	Jacob Jones	QB	6-2	200	Fr.	Nicholasville, KY / West Jessamine HS
17	Tylon Williams	WR	5-8	180	Fr.	Zachary, La. / Zachary HS / Zachary HS
17	Eric Randall	DB	6-1	190	Fr.	Baton Rouge, La. / La. Tech
18	Davonte Webster	LB	6-2	204	Sr.	Columbus, Ga. / Alabama State
19	Antonio Jones	WR	5-9	175	So.	Atlanta, Ga. / Lovejoy HS
19	Keyshawn Johnson	DL	6-3	250	Fr.	Belle Glade, Fla. / St. Thomas Aquinas
20	Chris Daigre	DB	5-11	180	Jr.	Baton Rouge, La. / Alcorn State
21	Ryan Fields	DB	6-2	190	Gr.	Cypress, Texas / Cypress Ranch HS
23	Keilon Elder	RB	5-10	200	Sr.	Dallas, Texas / Duncanville HS
23	Donald Lee	DB	6-3	180	Jr.	Houston, Texas / Klein Collins HS
24	Dedrick Talbert	RB	5-11	220	Sr.	Baton Rouge, La. / Garden City CC
25	Jaden Handy	RB	5-9	190	So.	New Orleans, La. / Ole Miss
26	Jaydon Brunson	DB	5-9	192	Sr.	Blythewood, S.C. / South Carolina State
27	Robert Wilson	DB	5-7	175	So.	Tallahassee, Fla. / Lincoln HS
28	Marquis Harris	TE	6-5	249	Rf.	Shreveport, La. / Arkansas State
29	Christen Williams	DB	5-10	185	So.	Lithia Springs, Ga. / Lithia Springs HS
30	Jaylon Turner	LB	6-0	195	Jr.	Alexandria, La. / Peabody HS / Peabody HS
31	Covadis Knighten	TE	6-2	280	So.	Baton Rouge, La. / McNeese State
32	Jeremiah Batiste	WR	5-11	163	Fr.	Mesquite, TX / Horn HS
33	Ken Pierre-Charles	DB	5-10	185	R-So.	Middle Village, N.Y. / Christ the King HS
34	Jaden Rudolph	LB	6-2	235	So.	Houston, Texas / North Shore HS
35	Tramon Douglas	WR	5-11	170	Fr.	Baton Rouge, La. / Woodlawn HS
36	Kirk Snearl	TE	6-2	260	Gr.	Baton Rouge, La. / Madison Prep HS
37	Abraham Gonzales	LS	6-3	235	Fr.	Riverside, Calif. /
38	Jordan McWain	CB	5-10	175	Fr.	Ruston, La. / Ruston HS
38	Tanner Rinker	K	6-0	160	Fr.	Castle Rock, Colo. / Douglas County HS
39	Jaylen Joseph	RB	5-7	175	Jr.	Lake Charles, La. / Lake Charles College Prep
40	Jakobe Schofield	DL	6-4	312	R-Jr.	Springfield, S.C. / Hutchinson CC
41	Derreion Hinton	LB	6-0	215	So.	Jacksonville, Texas / Jacksonville HS
42	Josh Darling	LB	5-10	205	Jr.	Gordo, Ala. / Gordo HS
43	Jordan Harris	LB	5-10	210	So.	Little Rock, Ark. / Southwest HS
44	Micheal Garner	DL	6-5	230	Fr.	Chicago Heights, Ill. / Bloom Township HS
45	Ricky Frazier	LB	5-11	205	R-Jr.	Pineville, La. / Pineville HS
46	Kyran McConnell	DB			Fr.	Ruston, La. / Ruston HS / Ruston HS
46	Noah Ratliff	LB	6-1	230	R-So.	New Brunswick, N.J. / Franklin HS
48	Marcellius Johnson	LB	5-11	215	Fr.	Atlanta, Ga. / Hapeville Charter
49	Jaquavis Richmond	LB	6-2	215	R-So.	Shreveport, La. / Woodlawn HS
50	Tahj Martin	OL	6-3	252	Fr.	Ferriday, La. / Lewisville HS
52	Erron Bean	OL	6-5	300	So.	Shreveport, La. / Louisiana Tech
53	Jimmy Iles	P	6-0	205	Sr.	Airport West, Victoria Australia / RMIT
54	Codie Hornsby	OL	6-3	280	So.	Dallas, Texas / Delaware State

>>>>>>>> GAME 2 • LSU

NO.	NAME	POS.	HT.	WT.	CL.	HOMETOWN/PREVIOUS SCHOOL
55	Jawaun Singletary	OL	6-3	310	So.	Houston, Texas / / Navarro College
56	Mark Blount	DL	6-7	250	So.	Fort Lauderdale, Fla. / / Mesabi Range CC
57	Lewis Matthews	LB	5-11	220	Sr.	Ferriday, Louisiana / Ferriday High School
59	Bradley Lewis	DL	6-3	215	So.	New Iberia, La. / / Westgate HS
60	T.J. Storey	OL	6-7	310	Jr.	Ripley, Miss. / / McNeese State
61	Nolan Wilson	LS	6-4	260	So.	Newhall, Calif. / / Calabasas HS
62	Gerald Wells	OL	6-3	315	Fr.	Columbus, Miss. / / Cahama CC
63	Richard Gary	OL	6-3	360	So.	Houston, Texas / / Dobie HS
65	Shontrail Key	OL	6-5	290	Fr.	Chicago, Ill. / / University of Arizona
69	Semaj Payton	OL	6-1	316	R-So.	New Orleans, La. / / Louisiana-Monroe
70	Geor'Terrius Spivey	OL	6-0	300	R-Jr.	Monroe, La. / / Richwood HS
71	Melvin Priestly	OL	6-4	295	So.	East St. Louis, Ill. / / East St. Louis Senior HS
72	J'Cobe Scott	DL	6-1	220	R-So.	Boutte, La. / / Hahnville HS / Hahnville HS
73	William Jones	OL	6-2	320	R-Jr.	Suisun City, Calif. / / Laney College
77	Jaxon King	OL	6-6	315	So.	Placerville, Calif. / / American River College
79	Ashanti Cole	OL	6-4	300	So.	Coushatta, La. / / Red River HS
80	Ronnie Hill	WR	6-2	170	Fr.	Houston, Texas / / Northshore HS
81	Andrew Frazier	WR	5-8	175	Rf.	Pineville, La. / / Pineville HS
82	Joshua Johnson	WR	5-9	160	So.	Danville, Calif. / / San Roman Valley HS
83	Jamal Franklin	WR	6-1	160	Fr.	Sugarland, Tx / / Fort Bend Austin HS
84	Joshua Quiett	TE	6-4	218	Sr.	Baton Rouge, La. / / McKinley HS
85	Tony Forrest Jr.	TE	6-4	235	R-Jr.	Jacksonville, Fla. / / Central Florida
86	Touray Green	WR	5-11	175	Fr.	Dallas, Texas / / Allen HS
87	Caïou Chatman	WR	6-0	160	So.	Mission Hills, Calif. / / Bishop Alemany HS
88	Edward Smith	WR	6-1	160	So.	New Orleans, La. / / Jackson State
89	DJ Jordan	DL	6-7	290	So.	Ruston, La. / / Northwood HS
90	Terrion Morgan	DL	6-1	220	So.	Bastrop, La. / / Louisiana-Monroe
91	Tabias Meline	DL	6-3	270	Fr.	Boynton Beach, FL / / St. Thomas Aquinas HS
92	Byron Jones	DL	6-3	215	So.	San Bernardino, Calif. / / Indian Springs HS
93	Syemere Roberts	DL	6-0	297	Sr.	Ruston, La. / / Ruston HS
94	Talon Gamble	DT	6-2	295	Gr.	Columbus, Ga. / / Alcorn State
95	Javon Carter	DL	6-4	258	Jr.	Lemannville, La. / / East Ascension HS
96	Markeis Sykes	DE	6-3	205	Rf.	Lancaster, Texas / / Lancaster HS
97	Lane Lewis	DL	6-2	226	R-Jr.	Allen, Texas. / / Allen HS / Allen HS
98	Jaden Hardy	DL	6-3	285	Jr.	Savannah, Ga. / / Islands HS / Island HS
99	Xavier Cousar	DL	6-2	290	R-Jr.	Irvine, Calif. / / Long Beach City College
	Trajon Freeman	DB	6-3	205	So.	Baton Rouge, La. / / Capitol HS
	Michael Jenkins	DE			R-So.	Shreveport, La. / /
	Zane McCray				Jr.	Lutcher, La. / /
	Tyler Rhodes				Fr.	Haughton, La. / / Haughton HS
	Isiah Stevens	WR	6-3	160	So.	Lewisville, Texas / /
	Jabar Triplet				Jr.	Baton Rouge, La. / /
	Lyndell Walters				Fr.	New Orleans, La. / / Helen Cox HS
	Jordan Giles				Fr.	Clinton, Md. / /

PRONUNCIATION GUIDE

NO.	NAME	POS.	NO.	NAME	POS.	NO.	NAME	POS.
0	Nigel LUH-NEER	WR	53	Jimmy AISLES	P	84	Joshua QUIET	TE
6	Dajon Ri-SHARD	RB	41	DARE-RE-ON Hinton	LB	87	CA-OOO Chatman	WR
9	SUN-DEE-AHT-E Anderson	DL	50	TAJ Martin	OL	93	SA-MERE Roberts	DL
11	Nay-SAHN Dickerson	WR	52	AARON Bean	OL	95	JAY-VEN Carter	DL
15	Tyson BOU-DRO	WR	70	JOR-TER-RIUS Spivey	OL	96	MAR-KEES Sykes	DE
20	Chris DI-GREY	DB				99	Xavier COO-ZAR	DT
23	KEY-LON Elder	RB						
31	CO-VAD-IS Knighten	TE						

77	King, Jaxon	OL
31	Knighten, Covadis	TE
0	Lanier, Nigel	WR
23	Lee, Donald	DB
59	Lewis, Bradley	DL
97	Lewis, Lane	DL
14	Malone, Tydre	QB
15	Marshall, Patrick	DB
50	Martin, Tahj	OL
57	Matthews, Lewis	LB
46	McConnell, Kyran	
	McCray, Zane	
38	McWain, Jordan	CB
91	Meline, Tabias	DL
5	Mitchell, Quincy	DB
90	Morgan, Terrion	DL
69	Payton, Semaj	OL
33	Pierre-Charles, Ken	DB
71	Priestly, Melvin	OL
84	Quiett, Joshua	TE
10	Rash, Lyndon	WR
46	Ratliff, Noah	LB
	Rhodes, Tyler	
6	Richard, Dajon	RB
49	Richmond, Jaquavis	LB
38	Rinker, Tanner	K
93	Roberts, Syemere	DL
8	Robinson, Javon	WR
34	Rudolph, Jaden	LB
40	Schofield, Jakobe	DL
72	Scott, J'Cobe	DL
1	Singletary, Javan	DB
55	Singletary, Jawaun	OL
88	Smith, Edward	WR
8	Smith, Osiris	LB
36	Snearl, Kirk	TE
70	Spivey, Geor'Terrius	OL
	Stevens, Isiah	WR
60	Storey, T.J.	OL
96	Sykes, Markeis	DE
24	Talbert, Dedrick	RB
7	Talley, Quintin	DB
2	Thomas, Kevin	DB
	Triplet, Jabar	
30	Turner, Jaylon	LB
	Walters, Lyndell	
1	Waters, JR	WR
18	Webster, Davonte	LB
62	Wells, Gerald	OL
2	Williams, Chance	RB
29	Williams, Christen	DB
17	Williams, Tylon	WR
61	Wilson, Nolan	LS
27	Wilson, Robert	DB
11	Zito, Blaze	

▼ GRAMBLING STATE DEFENSIVE DEPTH CHART

B	96	Markeis Sykes	6-3	205	Rf.	Lancaster, Texas / Lancaster HS
	56	Mark Blount	6-7	250	So.	Fort Lauderdale, Fla. / Mesabi Range CC
	97	Lane Lewis	6-2	226	R-Jr.	Allen, Texas / Allen HS
T	92	Byron Jones	6-3	215	So.	San Bernardino, Calif. / Indian Springs HS
	91	Tabias Meline	6-3	270	Fr.	Boynton Beach, FL / St. Thomas Aquinas HS
N	95	Javon Carter	6-4	258	Jr.	Lemannville, La. / East Ascension HS
	99	Xavier Cousar	6-2	290	So.	Irvine, Calif. / Long Beach City College
E	9	Sundiata Anderson	6-5	252	Sr.	College Park, Ga. / North Clayton HS
	44	Micheal Garner	6-5	230	Fr.	Chicago Heights, Ill. / Bloom Township HS
Nickle	29	Christen Williams	5-10	185	So.	Lithia Springs, Ga. / Lithia Springs HS
	3	Marquis Britten	5-11	185	Sr.	Baton Rouge, La. / Incarnate Word
MLB	57	Lewis Matthews	5-11	220	Jr.	Ferriday, La. / Ferriday HS
	34	Jaden Rudolph	6-2	235	So.	Houston, Texas / North Shore HS
Wing	42	Josh Darling	5-10	205	Jr.	Gordo, Ala. / Gordo HS
	45	Ricky Frazier	5-11	205	R-Jr.	Pineville, La. / Pineville HS
LCB	4	Cedric Anderson	6-4	195	Gr.	Clinton, La. / Northwestern State
	23	Donald Lee	6-3	180	Jr.	Houston, Texas / Klein Collins HS
RS	1	Javan Singletary	6-1	203	R-Jr.	Bonaire, Ga. / Kennesaw State
	33	Ken Pierre-Charles	5-10	185	R-Fr.	Middle Village, N.Y. / Christ The King HS
LS	21	Ryan Fields	6-2	190	Gr.	Cypress, Texas / Cypress Ranch HS
	13	David Jones	6-0	210	Fr.	Baton Rouge, La. / Madison Prep HS
RCB	15	Patrick Marshall	5-9	170	Jr.	Shreveport, La. / Northwood HS
	26	Jaydon Brunson	5-9	192	Sr.	Blythwood, S.C. / South Carolina State

▼ GRAMBLING STATE OFFENSIVE DEPTH CHART

LT	71	Melvin Priestly	6-4	295	So.	East St. Louis, Ill. / East St. Louis Senior HS
	52	Erron Bean	6-5	300	So.	Shreveport, La. / Louisiana Tech
LG	54	Codie Hornsby	6-3	280	So.	Dallas, Texas / Delaware State
	69	Semaj Payton	6-1	316	R-So.	New Orleans, La. / Louisiana-Monroe
C	55	Jawaun Singletary	6-3	310	So.	Houston, Texas / Navarro College
	70	Geor'Terrius Spivey	6-0	300	R-Jr.	Monroe, La. / Richwood HS
RG	79	Ashanti Cole	6-4	300	So.	Coushatta, La. / Red River HS
	73	William Jones	6-2	320	R-Jr.	Suisun City, Calif. / Laney College
RT	50	Tahj Martin	6-3	252	Fr.	Ferriday, La. /
	65	Shontrail Key	6-5	290	So.	Chicago, Ill. / University of Arizona
WR-Z	1	JR Waters	6-3	180	So.	Oxnard, Calif. / Oregon
	11	Nae'Saan Dickerson	6-2	185	R-So.	Union City, Ga. / South Alabama
TE	84	Joshua Quiet	6-4	218	Sr.	Baton Rouge, La. / McKinley HS
	85	Tony Forrest Jr.	6-4	235	R-Jr.	Jacksonville, Fla. / Central Florida
QB	7	Myles Crawley	6-3	185	R-Jr.	Lithonia, Ga. / Alabama State
	4	Julian Calvez	6-3	190	So.	Orlando, Fla. / Jones HS
WR-X	10	Lyndon Rash	6-0	220	R-Sr.	Baton Rouge, La. / Madison Prep HS
	1	JR Waters	6-3	180	Jr.	Oxnard, Calif. / Oregon
WR-ZE	19	Antonio Jones	6-5	180	Fr.	Long Beach, Calif. / Long Beach Poly
	84	Caïou Chatman	6-3	180	So.	Oxnard, Calif. / Oregon
RB	0	Floyd Chalk IV	5-9	185	Fr.	Mission Hills, Calif. / Bishop Alemany HS
	2	Chance Williams	5-10	170	So.	Baton Rouge, La. / Scotlandville HS

▼ GRAMBLING STATE SPECIAL TEAMS DEPTH CHART

LS	37	Abraham Gonzalez	6-3	235	Fr.	Riverside, Calif. /
	61	Nolan Wilson	6-4	260	Fr.	Newhall, Calif. / Calabasas HS
KO	38	Tanner Rinker	6-0	160	Fr.	Castle Rock, Colo. / Douglas County HS
	16	Luca Duarte	5-10	155	Fr.	Fayetteville, N.C. / Jack Britt HS
PK	38	Tanner Rinker	6-0	160	Fr.	Castle Rock, Colo. / Douglas County HS
	16	Luca Duarte	5-10	155	Fr.	Fayetteville, N.C. / Jack Britt HS
P	36	Jimmy Illes	6-0	205	Jr.	Airport West, Victoria Australia / RMIT
	16	Luca Duarte	5-10	155	Fr.	Fayetteville, N.C. / Jack Britt HS
PR	3	Marquis Britten	5-11	185	Jr.	Baton Rouge, La. / Incarnate Word
	9	CJ Guidry	6-1	175	R-So.	Pearland, Texas / University of Houston
KR	3	Marquis Britten	5-11	185	Jr.	Baton Rouge, La. / Incarnate Word
	9	CJ Guidry	6-1	175	R-So.	Pearland, Texas / University of Houston



HUE JACKSON IS THE 14TH HEAD COACH OF THE
GRAMBLING STATE UNIVERSITY FOOTBALL PROGRAM
JOINING THE GREAT NAMES OF EDDIE G. ROBINSON, DOUG
WILLIAMS, ROD BROADWAY AND BRODERICK FOBBS.

COACH HUE JACKSON



University of the Pacific, 1986

2nd Season as Grambling State Head Coach



Jackson was appointed offensive coordinator and quarterbacks coach at California in 1996, leading the Bears to

In 2010, Jackson became the offensive coordinator for the Oakland Raiders. After leading the Raiders to a top five finish in scoring (25.6 points/game), Jackson was named



13



head coach for the 2011 season. Oakland finished the year at 8-8.

Jackson started his second tour with the Bengals in 2012 as a secondary assistant and special teams coach. In 2013, he moved back to the offensive side of the ball as the running backs coach. A year later, Jackson was promoted to offensive coordinator.

In 2016, Jackson was hired as the head coach of the Cleveland Browns, where he held the position into the 2018 season. After his time in Cleveland, Jackson returned to Cincinnati as a special assistant to head coach, Marvin Lewis.

Collegiately, Jackson played quarterback at Pacific after transferring from Glendale Community College. During his career at UOP, he amassed over 3,400 yards in total offense and 19 touchdowns in two seasons. Jackson also earned a letter in basketball as a senior.

Jackson earned a degree in Physical Education from the University of Pacific in 1986.

WHAT THEY ARE SAYING ...

"Grambling and its players are getting the best coach I've ever had. Hue is the reason for my success not just on

the field but off, the true meaning of a players coach. I'm excited and happy for him."

— **Chad "Ocho Cinco" Johnson**
former Cincinnati Bengals Wide Receiver

"He helped me grow so much as a PLAYER on the FIELD, but more importantly he helped me grow as a MAN off the FIELD! He is very honest and forthcoming with players which is RARE."

— **T. J. Houshmanzadeh**
former Cincinnati Bengals Wide Receiver

"We needed a shot in the arm and the AD gave us what we needed. It's time for the family to gather around him."

— **Doug Williams**
former Grambling State quarterback, head coach
and current Washington Commanders Senior Advisor

"Hue will bring a coaching resume and leadership that will give the Grambling program credibility. We all must rally together and support Dear Ole Grambling."

— **James "Shack" Harris** former Grambling State
quarterback and Black College Football Hall of Famer

▼ HUE JACKSON TRENDS

Overall	3-9
Home	2-1
Away	0-5
Neutral	1-3
SWAC	0-0
Non-Conference	1-2
Current overall streak	Loss 3
Current home streak	Won 2
Current conference streak	Loss 2
Current road streak	Loss 5
Current neutral site streak	Loss 2
Day game (before 6 p.m.)	2-6
Night game (after 6 p.m.)	1-3
Won Coin Toss	3-5
Loss Coin Toss	0-4
ABC	0-0
ESPN	0-1
ESPN2	0-0
ESPN3	0-1
ESPN+	0-1
SEC Network+	0-0
CBS Sports Network	0-0
NBC Sports	0-1
NFL Network	0-1
HBCU GO	0-3
August	0-0
September	1-4
October	1-3
November	1-2
December	0-0
When Wearing White Jerseys	0-5
When Wearing Black Jerseys	2-1
When Wearing Gold Jerseys	1-2
When Wearing Red Jerseys	0-0
vs. FCS Top-25 teams	0-1
vs. FCS non-ranked teams	3-7
vs. FBS	0-1
On artificial turf	3-5
On natural grass	0-4
Scoring first	2-2
Opponent scores first	1-6
Leading after first quarter	3-1
Trailing after first quarter	0-7
Tied after first quarter	0-1
Leading at halftime	3-3
Trailing at halftime	0-6
Tied at halftime	0-0
Leading after third quarter	3-0
Trailing after third quarter	0-9
Tied after third quarter	0-0
Overtime	0-1
Scoring 0-14 points	0-3
Scoring 15-27 points	0-4
Scoring 28-39 points	2-2
Scoring 40+ points	1-0
Allowing 0-14 points	2-0
Allowing 15-27 points	1-1
Allowing 28-39 points	0-5
Allowing 40+ points	0-3
With 100-yard rusher	1-2
Allow 100-yard rusher	0-6
With 300-yard passer	0-1
Allow 300-yard passer	0-1
Outgain opponent	2-1
Total offense 300-399 yards	0-2
Allow 300-399 yards total offense	2-3
Total offense 400+ yards	2-2
Allow 400+ yards total offense	1-5
No turnovers	2-2
Less than three turnovers	1-5
Three or more turnovers	0-3
No takeaways	1-0
Three or more takeaways	0-0
Commit fewer turnovers	2-1
Equal turnovers	1-1
Commit more turnovers	0-5
Control time of possession	0-4
Opponent controls time of possession	3-5
Games decided by 1-8 points	0-3
Games decided by 9-16 points	0-0
Games decided by 17-24 points	0-3
Games decided by 25+ points	3-3



JOHN SIMON

GAMEDAY • Field

*Assistant Head Coach/Offensive Coordinator/RB
Louisiana Tech University, 2001
15th Year in Coaching • Second Year at Grambling State*

- ◀ Enters his second year as the offensive coordinator/wide receivers coach
- ◀ A native of Baton Rouge, Louisiana
- ◀ Played professionally for Washington and Tennessee
- ◀ Previous coaching stops include Southern Miss, Louisiana, Arizona State and most recently Memphis



CEDRIC THORNTON

GAMEDAY • Pressbox

*Associate Head Coach/Defensive Coordinator
Alabama State University, 1996
26th Year in Coaching • Second Year at Grambling State*

- ◀ Enters his second year as the associate head coach/defensive coordinator
- ◀ A native of Jackson, Mississippi
- ◀ Played professionally for the Jacksonville Jaguars
- ◀ Previous coaching stops include Alabama State, Texas Southern and most recently Alcorn State




ROBERT VALDEZ

GAMEDAY • FIELD

*Offensive Line • Southern, 1998
20th Year in Coaching • Second Year at Grambling State*

- ◀ Enters his second year as the offensive line coach
- ◀ A native of New Orleans, Louisiana
- ◀ Compiled a 126-58 overall head coaching record at five high school programs
- ◀ Played collegiately at rival Southern University



KEN DELGADO

GAMEDAY • FIELD

*Defensive Line • San Jose State, 1987
27th Year in Coaching • Second Year at Grambling State*

- ◀ Enters his second year as the defensive line coach
- ◀ A native of San Jose, California
- ◀ Played collegiately at Santa Clara, Chabot College and San Jose State
- ◀ Previous coaching stops include San Jose State, San Diego State, California, Louisville, Eastern Michigan, Western Kentucky, the Cleveland Browns and Kenyon College



TONY HULL

GAMEDAY • FIELD

*Co-Offensive Coordinator/Quarterbacks
Louisiana-Lafayette, 2013
18th Year in Coaching • First Year at Grambling State*

- ◀ Enters his first year on GSU coaching staff
- ◀ A native of New Orleans, La.
- ◀ Made coaching stops at Kansas, ULM and Hawaii
- ◀ Spent three years working for NASA



SAEED LEE

GAMEDAY • FIELD

*Cornerbacks • Alabama State, 2012
8th Year in Coaching • Second Year at Grambling State*

- ◀ Enters his second year as the cornerbacks coach
- ◀ A native of Miami, Florida
- ◀ Played professionally for the Atlanta Falcons
- ◀ Previously coached at Morehouse College



KRIS PETERS

GAMEDAY • Pressbox

*Tight Ends • Alcorn State, 2003
15th Year in Coaching • Second Year at Grambling State*

- ◀ Enters his second year as the running backs coach
- ◀ A native of Baton Rouge, Louisiana
- ◀ Was a two-sport athlete at Alcorn State (baseball and football) and was voted one of the Top 50 greatest players in ASU history
- ◀ He became the fastest wide receiver in Alcorn State history to reach the 20-touchdown plateau



DEDRICK DODGE

GAMEDAY • Field

*Safeties • Florida State, 1989
9th Year in Coaching • First Year at Grambling State*

- ◀ Enters his first year as the safeties coach
- ◀ Two-time Super Bowl Champion and NFL Europe Champion
- ◀ Played for Coach Bobby Bowden at Florida State
- ◀ Played in the NFL for eight seasons



TYRON CARRIER

GAMEDAY • Field

*Wide Receivers • Houston, 2013
8th Year in Coaching • First Year at Grambling State*

- ◀ Enters his first year on GSU coaching staff
- ◀ Played football at the University of Houston
- ◀ Former All-American
- ◀ Collegiate coaching experience includes West Virginia, Houston and Baylor



CHRIS SCOTT

GAMEDAY • FIELD

*General Manager/Special Teams • TCU, 2012
Second Year at Grambling State*

- ◀ Enters his second year as the general manager
- ◀ Serves as the recruiting coordinator for two years at Houston
- ◀ Spent three years at SMU as a defensive quality control analyst
- ◀ Worked in 2015 as an assistant coach at rival Southern, coaching the cornerbacks



JOHN-PAUL PIERCE

GAMEDAY • PRESSBOX

*Offensive Grad Assistant • Grambling State, 2022
First Year at Grambling State*

- ◀ Enters his first year as a grad assistant
- ◀ Played quarterback at GSU
- ◀ New Orleans, La. native



JAMAR HARP

GAMEDAY • PRESSBOX

*Defensive Analyst • North Carolina Central 2003
First Year at Grambling State*

- ◀ Enters his second year as the defensive analyst
- ◀ Spent the previous season as the offensive line coach at Livingstone College
- ◀ Previous coaching stops include Livingstone College, Mississippi Valley State, Lincoln (Pa.), Shaw, Paine College, Winston-Salem State, North Carolina Central and Delta State
- ◀ Served as a GA at Grambling State in 2005



Yusupha Foster
Defensive Grad Assistant • Second Year at Grambling State

GAMEDAY • Field

▼ THE LAST TIME ...

All Games

Scored 40 or more points	47 vs. Northwestern State [9/10/2022]
Scored 50 or more points	55 vs. Texas Southern [11/2/2019]
Scored 60 or more points	62 vs. Oklahoma Panhandle State [10/6/2018]
Scored 70 or more points	70 vs. Arkansas-Pine Bluff [10/29/2016]
Scored 80 or more points	82 vs. Concordia [2005]
Recorded a safety	at Bethune-Cookman [9/24/2022]
Scored on a two-point conversion	vs. Hampton [9/2/2023]
Blocked an extra point	at Bethune-Cookman [9/24/2022]
Returned a blocked extra point	at Arkansas-Pine Bluff [11/6/2021]
Blocked a field goal	vs. Arkansas-Pine Bluff [11/5/2022]
Blocked a punt	vs. Alcorn State [10/29/2022]
Returned a punt for touchdown	vs. Florida A&M [10/15/2022]
Returned a kickoff for a touchdown	vs. Southern [11/26/2016]
Returned a two+ kickoffs for touchdowns	vs. Prairie View A&M [9/16/2015]

Was held to 7 or fewer points	7 at Texas Southern [11/12/2022]
Was shut out	0 at Houston [9/18/2021]
was shut out in a half	2nd half, at Texas Southern [11/12/2022]
Was shut out in back-to-back games	at Southern Miss; at Houston [2021]

An Opposing Team Scored 40 points	41 at Texas Southern [11/12/2022]
An Opposing Team Scored 50 points	58 at Arkansas State [9/3/2022]
An Opposing Team Scored 60 or more points	66 vs. Jackson State [9/17/2022]
Allowed a safety	at Arkansas State [9/3/2022]
Allowed a two-point conversion	at Texas Southern [11/12/2022]

Held an opponent to 10 or fewer points	10 vs. Arkansas-Pine Bluff [11/5/2022]
Held an opponent to 7 or fewer points	6 vs. Alcorn State [10/29/2022]
Shut out an opponent	0 at Mississippi Valley State [11/16/2019]
Shut out an opponent in a half	First Half vs. Arkansas-Pine Bluff [11/5/2022]
Back-to-back shut outs	vs. Alcorn State; vs. Paul Quinn [1957]
Overtime game	at Alabama A&M; L, 37-31 (2 OT) [11/9/2019]

Come-from-behind win (trailing the 4th Q)..... vs. Alcorn State, [16-10], won 19-16, at [11-9/2019]

Total Offense

Had 400 yards or more total offense	411 vs. Hampton [9/2/2023]
Had 500 yards or more total offense	500 vs. Southern [11/27/2021]
Had 600 yards or more total offense	743 vs. Arkansas-Pine Bluff [10/29/2016]
Consecutive games with 500-plus yards of offense	743 vs. Arkansas-Pine Bluff; 609 vs. Alabama A&M [2016]

Was held to 300 or fewer yards total offense	244 at Texas Southern [11/12/2022]
Was held to 200 or fewer yards total offense	102 at Arkansas State [9/3/2022]
Was held to 100 or fewer yards total offense	70 at TCU [9/8/2012]

Opponent had 400 yards or more total offense	443 at Texas Southern [11/12/2022]
Opponent had 500 yards or more total offense	572 at Arkansas State [9/3/2022]
Opponent had 600 yards or more total offense	656 vs. California [9/5/2015]

Rushing Yards

Had 250 or more rushing yards	256 vs. Mississippi Valley State [11/15/2019]
Had 300 or more rushing yards	348 vs. Arkansas-Pine Bluff [11/5/2022]
Was held to 100 or fewer rushing yards	100 vs. Hampton [9/2/2023]

Opponent had 250 or more rushing yards	279 vs. Hampton [9/2/2023]
Opponent had 300 or more rushing yards	339 at Arkansas State [9/3/2022]

Had 3 or more rushing touchdowns	3 vs. Northwestern State [9/10/2022]
Had 4 or more rushing touchdowns	4 vs. Alcorn State [10/29/2022]
Had 5 or more rushing touchdowns	5 vs. Arkansas-Pine Bluff [11/5/2022]

Was held without a rushing touchdown	at Texas Southern [11/12/2022]
Was held without a rushing touchdown in consec. games	at Southern Miss and Houston [2021]

Passing Yards

Had 250 or more passing yards	311 vs. Hampton [9/2/2023]
Had 300 or more passing yards	311 vs. Hampton [9/2/2023]
Had 350 or more passing yards	350 vs. Texas Southern [10/28/2017]

Was held to 200 or fewer passing yards	170 at Alabama A&M [10/8/2022]
Was held to 150 or fewer passing yards	118 at Texas Southern [11/12/2022]
Was held to 100 or fewer passing yards	52 at Arkansas State [9/3/2022]

Had 3 or more passing touchdowns	3 vs. Northwestern State [9/10/2022]
Had 4 or more passing touchdowns	5 at Alabama A&M [11/5/2016]

Was held without a passing touchdown	at Arkansas State [9/3/2022]
Was held without a passing touchdown in consec. games	vs. Alcorn State and Arkansas-Pine Bluff [2022]

First Downs

Had 25 or more first downs	26 vs. Bethune-Cookman [9/24/2022]
Had 30 or more first downs	30 vs. Bethune-Cookman [9/12/2015]

Allowed 15 or fewer first downs	13 vs. Southern [11/26/2022]
Allowed 10 or fewer first downs	10 vs. Alcorn State [10/29/2022]

Rushing Defense

Allowed 100 or fewer rushing yards	81 vs. Arkansas-Pine Bluff [2022]
Allowed 75 or fewer rushing yards	31 vs. Alabama A&M [10/2/2021]

Did not allow a rushing touchdown	vs. Arkansas-Pine Bluff [2022]
Did not allow a rushing touchdown in consec. games	vs. Alcorn State and vs. Arkansas-Pine Bluff [2022]

Allowed 3 or more rushing touchdowns	3 vs. Southern [11/26/2022]
Allowed 4 or more rushing touchdowns	4 at Jackson State [9/3/2022]
Allowed 5 or more rushing touchdowns	6 at Arkansas State [9/3/2022]

Passing Defense

Allowed 200 or fewer passing yards	155 vs. Hampton [9/2/2023]
Allowed 150 or fewer passing yards	129 vs. Southern [11/27/2021]
Allowed 100 or fewer passing yards	75 vs. Southern [11/26/2022]


Did not allow a passing touchdown	vs. Southern [11/26/2022]
---	---------------------------

Allowed 3 or more passing touchdowns	3 vs. Jackson State [3/6/2021]
Allowed 4 or more passing touchdowns	4 vs. Alabama A&M [10/2/2021]
Allowed 5 or more passing touchdowns	6 vs. Bethune-Cookman [9/12/2015]


BLACK, GOLD & TRUE



EDDIE ROBINSON



**ONLY FCS COACH
TO HAVE 408 VICTORIES**
41 WINNING SEASONS
18 SWAC CHAMPIONSHIPS
9 BLACK COLLEGE NATIONAL CHAMPIONSHIPS




JUNIOUS "BUCK" BUCHANAN

**TOP DRAFT PICK IN 1963
BY THE KANSAS CITY CHIEFS**
BUCK BUCHANAN AWARD NAMED
FOR MOST OUTSTANDING
DEFENSIVE PLAYER IN FCS

DOUG WILLIAMS

**FIRST BLACK DB TO START
AND WIN A SUPER BOWL**
SUPER BOWL XXI
MOST VALUABLE PLAYER



HOME OF CHAMPIONS

MOST SWAC TITLES
MOST NFL HALL OF FAMERS
26 SWAC CHAMPIONSHIPS
15 BLACK COLLEGE NATIONAL CHAMPIONSHIPS
13 BLACK COLLEGE FOOTBALL HALL OF FAMERS
5 COLLEGE FOOTBALL HALL OF FAMERS
4 NFL HALL OF FAMERS

CELEBRATING BIG WINS

**ONLY SWAG SCHOOL TO
WIN THE CELEBRATION BOWL**



DECEMBER 17, 2016

GRAMBLING STATE

NORTH CAROLINA CENTRAL

10
9

GAME ONE

GRAMBLING STATE	6	3	8	14	-	31
HAMPTON	7	14	7	7	-	35

Sept. 2 | Red Bull Arena | Harrison, N.J. | 3 p.m. | Att. 7,500



TEAM STATISTICS

	GRAM	ASU
FIRST DOWNS	19	26
Rushing	9	15
Passing	9	8
Penalty	1	3
RUSHING	88	279
Attempts	29	47
Avg. Per Rush	3.0	5.9
Rushing TDs	2	3
Yds. Gained	99	295
Yds. Lost	11	16
PASSING	302	155
Comp.-Att.-Int.	25-38-0	14-21-2
Avg. / Att.	7.9	7.4
Avg. / Comp.	12.1	11.1
TDs	2	2
TOTAL OFFENSE	390	434
Plays	67	68
Avg. / Play	5.8	6.4
Fumbles - Lost	0-0	1-0
Penalties - Yds.	9-79	10-86
PUNTING	6-254	4-165
Avg. / Punt	42.3	41.2
Inside 20	1	2
50+ Yds.	0	0
Touchbacks	0	0
Fair Catch	2	1
KICKOFFS	5-263	6-333
Avg. Yds. / Kickoff	52.6	55.5
Touchbacks	0	0
RETURNS		
Punt: Total - Yds. - TDs	1-2-0	1-19-0
Punt: Avg. / Return	2.0	19.0
Kickoff: Total - Yds. - TDs	6-68-0	5-54-0
Kickoff: Avg. / Return	11.3	10.8
INT: Total - Yds. - TDs	2-21-0	0-0-0
Fumble: Total - Yds. - TDs	0-0-0	0-0-0
Misc. Yards	0	0
Poss. Time	27:15	32:45
3rd. Down Conv.	7 of 14	6 of 13
4th. Down Conversions	0 of 0	1 of 1
Red-Zone: Scores - Chances	4-4	2-2
Sacks: Total - Yds.	2-11	1-9
PAT: Total - Made	0-1	5-5
2PT Conversion: Total - Made	2-3	0-0
Field Goals: Total - Made	1-1	0-0
FG: Good-Attempts	1-1	0-0
Onside Kicks	0-1	0-0

► Game Notes

• Grambling State and Hampton met for the eighth time

• Hampton now leads the all-time series, 6-2

• Myles Crawley got his first start at QB for the Tigers.

• Javon Carter led the Grambling State defense with eight tackles, one TFL and 0.5 sacks.

• Grambling State is 43-29-1 in season openers

• The Tigers were seeking their first season-opening win since defeating Tennessee State 16-10 to open the 2021 season

• The Tigers forced a pair of turnovers in the form of interceptions by Cedric Anderson and Robert Wilson

TIGERS DROP SEASON OPENER AT ARKANSAS STATE

HARRISON, N.J. | The Grambling State University football team suffered a season-opening 35-31 defeat to Hampton University on Saturday afternoon in the inaugural Brick City Kickoff Classic at Red Bull Arena.

The GSU offense rolled up 390 yards of total offense, with the majority coming from the arm of newly tabbed starting quarterback, Myles Crawley.

Crawley, a transfer from Alabama State, made his debut for the G-Men, completing 25-of-38 passes for 302 yards and two touchdowns. The freshman remained poised and in control for much of the afternoon.

On Grambling State's first drive of the day, Crawley led the Tigers to the end zone with a 12-play, 75-yard drive capped by a nine-yard touchdown reception by Joshua Quiett. GSU led 6-0 after the two-point conversion failed.

Hampton responded on the ensuing possession when Darian Butts broke free for a 40-yard touchdown run to put the Pirates in front 7-6 with 7:30 to go in the opening quarter.

Grambling State regained the lead briefly after Tanner Rinker drilled a 31-yard field goal to make 9-7 Tigers with 11:46 remaining in the first half. It was Rinker's first points in the black & gold.

The Pirates held a 21-9 lead heading into halftime thanks to pair of touchdown passes by Christopher Zellous. He connected with TK Paisant for a 41-yard score and Evan King for 16-yard TD.

Coming out of the locker room, Grambling State showcased its fast-paced offense, quickly moving down the field and setting up a 1-yard touchdown by Floyd Chalk. Quiett caught the two-point conversion attempt as GSU trimmed the deficit to 21-17 at 11:24 mark of the third quarter.

Hampton answered back quickly as Zellous scampered for a 22-yard touchdown run, giving the Pirates a 28-17 cushion with 7:59 remaining in the period.

At the start of the fourth quarter, an interception by Robert Wilson thwarted a Hampton drive at the Grambling State 38-yard line.

The Tigers cut the lead down the three, 28-25, with 13:35 remaining in the contest when Crawley found Lyndon Rash for a 36-yard touchdown pass. Nae'Saan Dickerson caught the two-point conversion. However, Zellous pushed the Pirate's advantage to 35-25 with an 11-yard touchdown with 3:14 to go.

GSU didn't give up, however. Chance Williams scored his first touchdown of the season with a three-yard run with 59 seconds to play. The score was set up by a 46-yard reception by Antonio Jones. Rinker missed the PAT. Grambling State trailed 35-31.

Luca Duarte entered the game to attempt an onside kick, but the ball bounced off a Pirate and scooted out of bounds, preserving the win for Hampton.

Grambling State struggled to suppress the HU ground attack, surrendering 279 rushing yards. Zellous led the Pirates' offense racking up 155 yards through the air and 114 on the ground. He completed 14-of-21 passes with two touchdowns. He added two more rushing TDs.

Butts added 103 rushing yards with a touchdown for HU.

GSU defensive lineman Javon Carter earned the Brick City Kickoff Classic Defensive Player of the Game after posting eight tackles, one tackle for loss and 0.5 sacks.

Cedric Anderson and Robert Wilson each registered an interception.

SCORING SUMMARY

GSU	1Q	9:23	Quiett 9 yd pass from Crawley (2 pt. conversion failed) 12 plays, 75 yards, TOP 03:21
HU	1Q	7:30	Butts,Darran 40 yd run (Heaton kick), 7 plays, 75 yards, TOP 01:27
GSU	2Q	11:46	Rinker 31 yd field goal, 11 plays, 40 yards, TOP 05:18
HU	2Q	10:09	Paisant 41 yd pass from Zellous (Heaton kick) 5 plays, 74 yards, TOP 01:29
HU	2Q	6:22	King,16 yd pass from Zellous(Heaton kick) 6 plays, 44 yards, TOP 02:01
GSU	3Q	11:24	Chalk 1 yd run (2 pt conversion good) 8 plays, 81 yards, TOP 03:28
HU	3Q	7:59	Zellous 22 yd run (Heaton kick) 9 plays, 75 yards, TOP 03:17
GSU	4Q	13:26	Rash 36 yd pass from Crawley (2 pt conversion good) 4 plays, 59 yards, TOP 01:19
HU	4Q	3:08	Zellous11 yd run (Heatonkick) 10 plays, 63 yards, TOP 05:46
GSU	4Q	0:57	Williams 3 yd run (PAT no good) 7 plays, 80 yards, TOP 02:03

STATISTICAL LEADERS

► Grambling State

Rushing	Att	Yds.	Lg.	TD	Avg.
Williams	7	37	12	1	5.3
Chalk	13	33	10	1	2.4
Elder	6	25	9		4.2
Richard	2	4	2		2.0
Crawley	1	-9	-		-9.0

Passing	C-A-I	Yds.	TD	Lg.	Sack
Crawley	25-38	302	2	46	2

Receiving	Rec.	Yds.	TD	Lg.
Rash	8	90	1	36
Jones	5	65	0	43
Dickerson	5	33	0	13
Waters	2	44	0	37
Quiett	3	38	1	20
Guidry	1	20	0	20
Robinson	1	12	0	12

► Arkansas State

Rushing	Att.	Yds.	Lg.	TD	Avg.
Zellous	15	125	22	2	7.6
Butts	14	103	40	1	7.4
Burris	15	67	13	0	4.4
Robinson	1	0	0	0	0.0

Passing	C-A-I	Yds.	TD	Lg.	Sack
Zellous	14-21-2	155	2	41	2

Receiving	Rec.	Yds.	TD	Lg.
Paisant	2	47	1	41
Copeland	3	43	0	18
Woods	4	30	0	11
King	1	16	1	16
Johnson	2	13	0	11
Butts	2	6	0	6
Moultrie	0	0	0	0
Woodley	0	0	0	0



2023-24 Grambling Football
Overall Team Statistics
All games

Page 1/2
as of Sep 06, 2023

Team Statistics

	GSU	OPP
Scoring	31	35
Points per game	31.0	35.0
Points Off Turnovers	8	0
First Downs	19	26
Rushing	9	15
Passing	9	8
Penalty	1	3
Rushing Yardage	88	279
Yards gained rushing	99	295
Yards lost rushing	11	16
Rushing attempts	29	47
Average per rush	3.0	5.9
Average per game	88.0	279.0
TDs Rushing	2	3
Passing Yardage	305	155
Comp-Att-Int	25-38-0	14-21-2
Average per pass	8.0	7.4
Average per catch	12.2	11.1
Average per game	305.0	155.0
TDs Passing	2	2
Total offense	393	434
Total plays	67	68
Average per play	5.9	6.4
Average per game	393.0	434.0
Kick returns: #-Yards	6-68	5-54
Punt returns: #-Yards	1-2	1-19
Int returns: #-Yards	2-21	0-0
Kick return average	11.3	10.8
Punt return average	2.0	19.0
Int return average	10.5	0.0
Fumbles-Lost	0-0	1-0
Penalties-Yards	9-82	10-86
Average per game	82.0	86.0
Punts-Yards	6-254	4-165
Average per punt	42.3	41.3
Net punt average	39.2	37.0
Kickoffs-Yards	6-293	6-333
Average per kick	48.8	55.5
Net kick average	33.2	44.2
Time of possession / game	27:15	32:45
3rd-down conversion	7/14	6/13
3rd-down pct	50%	46%
4rd-down conversion	0/0	1/1



▼ 2023 STATISTICS



2023-24 Grambling Football
Overall Team Statistics
All games

Page 2/2
 as of Sep 06, 2023

	GSU	OPP
4rd-down pct	0%	100%
Sacks by-Yards	2-11	1-9
Misc Yards	0	0
Touchdowns scored	4	5
Field goals - attempts	1-1	0-0
On-Side kicks	0-1	0-0
Red-zone scores	(4-4) 100%	(2-2) 100%
Red-zone touchdowns	(3-4) 75%	(2-2) 100%
PAT-attempts	(0-1) 0%	(5-5) 100%
2-point conversion-attempts	(2-3) 67%	(0-0) 0%
Attendance	0	0
Games / Avg per game	0/0	0/0
Neutral site games	-	1/7500

Score by Periods

Team	1st	2nd	3rd	4th	OT	TOT
Grambling	6	3	8	14	0	31
Opponents	7	14	7	7	0	35



2023-24 Grambling Football Individual Statistics All games

Page 1/2
as of Sep 06, 2023

Rushing

Player	gp	att	gain	loss	net	avg	td	lg	avg/g
Chance Williams	1	7	37	0	37	5.3	1	12	37.0
Floyd Chalk	1	13	33	2	31	2.4	1	10	31.0
Keilon Elder	1	6	25	0	25	4.2	0	9	25.0
Dajon Richard	1	2	4	0	4	2.0	0	2	4.0
Myles Crawley	1	1	0	9	-9	-9.0	0	0	-9.0
Total	1	29	99	11	88	3.0	2	12	88.0
Opponents	1	47	295	16	279	5.9	3	40	279.0

Passing

Player	gp	effic	comp-att-int	pct	yds	td	lg	avg/g
Myles Crawley	1	150.6	25-38-0	65.8	305	2	43	305.0
Total	1	150.6	25-38-0	65.8	305	2	43	305.0
Opponents	1	141.0	14-21-2	66.7	155	2	41	155.0

Receiving

Player	gp	no.	yds	avg	td	lg	avg/g
Lyndon Rash	1	8	90	11.3	1	36	90.0
Nae'Saan Dickerson	1	5	33	6.6	0	13	33.0
Antonio Jones	1	5	65	13.0	0	43	65.0
Joshua Quiett	1	3	38	12.7	1	20	38.0
JR Waters	1	2	44	22.0	0	37	44.0
C.J. Guidry	1	1	20	20.0	0	20	20.0
Javon Robinson	1	1	12	12.0	0	12	12.0
Total	1	25	302	12.1	2	43	302.0
Opponents	1	14	155	11.1	2	41	155.0

Scoring

Player	PAT								
Player	td	fg	kick	rush	rcv	pass	dxp	saf	pts
Joshua Quiett	1	-	-	-	1	-	-	-	8
Lyndon Rash	1	-	-	-	-	-	-	-	6
Floyd Chalk	1	-	-	-	-	-	-	-	6
Chance Williams	1	-	-	-	-	-	-	-	6
Tanner Rinker	-	1-1	0-1	-	-	-	-	-	3
Nae'Saan Dickerson	-	-	-	-	1	-	-	-	2
Total	4	1-1	0-1	0	2	2	0	0	31
Opponents	5	0-0	5-5	0	0	0	0	0	35

Field Goals

Player	fg	pct.	01-19	20-29	30-39	40-49	50-59	lg	blk
Tanner Rinker	1-1	100.0	0-0	0-0	1-1	0-0	0-0	31	0
Opponents	0-0	0.0	0-0	0-0	0-0	0-0	0-0	0	0

FG Sequence

Team Name	Grambling	Opponents
Hampton	(31)	

Numbers in (parentheses) indicate field goal was made

Punt Returns

Player	no.	yds	avg	td	lg
C.J. Guidry	1	2	2.0	0	2
Total	1	2	2.0	0	2
Opponents	1	19	19.0	0	19

Interceptions

Player	no.	yds	avg	td	lg
Cedric Anderson	1	0	0.0	0	0
Robert Wilson	1	21	21.0	0	21
Total	2	21	10.5	0	21
Opponents	0	0	0.0	0	0

Kick Returns

Player	no.	yds	avg	td	lg
Marquis Britten	2	23	11.5	0	19
C.J. Guidry	2	38	19.0	0	27
Nigel Lanier	1	4	4.0	0	4
Chance Williams	1	3	3.0	0	3
Total	6	68	11.3	0	27
Opponents	5	54	10.8	0	22

Fumble Returns

Player	no.	yds	avg	td	lg
Total	0	0	0.0	0	0
Opponents	0	0	0.0	0	0

Total Offense

Player	g	plays	rush	pass	total	avg/g
Myles Crawley	1	39	-9	305	296	296.0
Chance Williams	1	7	37	0	37	37.0
Floyd Chalk	1	13	31	0	31	31.0
Keilon Elder	1	6	25	0	25	25.0
Dajon Richard	1	2	4	0	4	4.0
Total	1	67	88	305	393	393.0
Opponents	1	68	279	155	434	434.0

Punting

Player	no.	yds	avg	lg	tb	fc	i20	50+	blk
Jimmy Iles	6	254	42.3	48	0	2	1	0	0
Total	6	254	42.3	48	0	2	1	0	0
Opponents	4	165	41.3	47	0	1	2	0	0

Kickoffs

Player	no.	yds	avg	tb	ob	retn	net	ydl
Tanner Rinker	5	263	52.6	0	0			
Luca Duarte	1	30	30.0	0	0			
Total	6	293	48.8	0	0	5	33.2	31
Opponents	6	333	55.5	0	0	6	44.2	20



2023-24 Grambling Football
Individual Statistics
All games

Page 2/2
 as of Sep 06, 2023

All Purpose

Player	g	rush	rcv	pr	kr	ir	total	avg/g
Lyndon Rash	1	0	90	0	0	0	90	90.0
Antonio Jones	1	0	65	0	0	0	65	65.0
C.J. Guidry	1	0	20	2	38	0	60	60.0
JR Waters	1	0	44	0	0	0	44	44.0
Chance Williams	1	37	0	0	3	0	40	40.0
Joshua Quiett	1	0	38	0	0	0	38	38.0
Nae'Saan Dickerson	1	0	33	0	0	0	33	33.0
Floyd Chalk	1	31	0	0	0	0	31	31.0
Keilon Elder	1	25	0	0	0	0	25	25.0
Marquis Britten	1	0	0	0	23	0	23	23.0
Robert Wilson	1	0	0	0	0	21	21	21.0
Javon Robinson	1	0	12	0	0	0	12	12.0
Dajon Richard	1	4	0	0	0	0	4	4.0
Nigel Lanier	1	0	0	0	4	0	4	4.0
Myles Crawley	1	-9	0	0	0	0	-9	-9.0
Total	1	88	302	2	68	21	481	481.0
Opponents	1	279	155	19	54	0	507	507.0



2023-24 Grambling Football
Overall Defense Statistics
All games

Page 1/1
as of Sep 06, 2023

Team Defense

##	Player	gp	Tackles				Sacks	Pass defense			Fumbles		blkd	
			ua	a	tot	tfl/yds		int-yds	brup	qbh	fr-yds	ff	kick	saf
2	Kevin Thomas	1	7	1	8
95	Javon Carter	1	6	2	8	1-5	0.5-4
57	Lewis Matthews	1	4	4	8
1	Javan Singletary	1	4	3	7
9	Sundiata Anderson	1	6	.	6
42	Josh Darling	1	2	2	4
15	Patrick Marshall	1	3	.	3	1	.	.
18	Davonte Webster	1	1	2	3	0.5-0
97	Lane Lewis	1	2	1	3
27	Robert Wilson	1	2	1	3	.	.	1-21
20	Chris Daigre	1	1	1	2
21	Ryan Fields	1	1	1	2
19	Keyshawn Johnson	1	1	1	2	1.5-7	1.5-7
40	Jakobe Schofield	1	.	1	1
29	Christen Williams	1	1	.	1
72	J'cobe Scott	1	.	1	1
98	Jaden Hardy	1	.	1	1
0	Trent Henry	1	1	.	1
33	Ken Pierre-Charles	1	1	.	1
4	Cedric Anderson	1	1	.	1	.	.	1-0
13	David Jones	1	1	.	1
Totals		1	45	22	67	3-12	2-11	2-21	0	0	0-0	1	0	0
Opponents		1	26	56	82	3-12	1-9	0-0	6	3	0-0	0	0	0