

2023 LSU VOLLEYBALL

MATCH NOTES | SEC HOME OPENING WEEKEND

Sept. 29, Oct. 1



LSU VOLLEYBALL SCHEDULE

TIGER CLASSIC

Aug. 25 (F)	UCLA	SECN+	W, 3-2
Aug. 26 (S)	UCLA	SECN+	L, 3-2

BLUEJAY INVITATIONAL

Sept. 1 (F)	vs. UNI	FLO	L, 3-0
Sept. 2 (S)	at No. 20 Creighton	FLO	L, 3-0
Sept. 3 (Su)	vs. Ball State	FLO	W, 3-1

Sept. 6 (W)	UL-Lafayette	SECN+	W, 3-1
Sept. 10 (Su)	Southeastern La.	SECN+	L, 3-1

SMU INVITATIONAL

Sept. 15 (F)	vs. Texas A&M-CC		W, 3-0
Sept. 16 (S)	vs. Texas Tech		W, 3-0
Sept. 17 (Su)	at SMU	ESPN+	L, 3-0

Sept. 22 (F)	at No. 22 Kentucky*	SECN+	L, 3-1
--------------	---------------------	-------	--------

Sept. 29 (F)	Missouri*	SECN+	7:30 pm
Oct. 1 (Su)	Mississippi St.*	SECN	5 pm

Oct. 4 (W)	Arkansas*	SECN+	7 pm
Oct. 8 (Su)	at Tennessee*	ESPN2	Noon

Oct. 13 (F)	Texas A&M*	SECN	8 pm
Oct. 15 (Su)	at Georgia*	SECN+	1 pm

Oct. 22 (Su)	at Alabama*	SECN+	4 pm
--------------	-------------	-------	------

Oct. 27 (F)	Kentucky*	SECN	8 pm
Oct. 29 (Su)	South Carolina*	SECN+	1 pm

Nov. 1 (W)	at Ole Miss*	SECN	7 pm
Nov. 5 (Su)	Alabama*	SECN+	1 pm

Nov. 10 (F)	at Florida *	SECN+	6 pm
Nov. 12 (Su)	at South Carolina*	SECN+	1 pm

Nov. 17 (F)	Tennessee*	SECN+	7 pm
Nov. 19 (Su)	at Auburn*	SECN+	2 pm

Nov. 22 (W)	Georgia*	SECN	8 pm
Nov. 25 (Sa)	at Mississippi St.*	SECN+	3 pm

Bold Indicates Home

All times are central and subject to change

* - SEC Match

SECN - SEC Network

SECN+ - SEC Network Plus

FLO - FloSports

/LSUVOLLEYBALL

@LSUVOLLEYBALL

@LSUVOLLEYBALL

@LSUVOLLEYBALL

MATCHING UP



LSU Tigers

Record	5-6
SEC	0-1
vs. Top-25	0-2
Streak	L2
AVCA Ranking	NR
Head Coach	Tonya Johnson
Record at LSU	21-20
Season	2nd Season
Career Record	106-92
Season	7th Season



Missouri Tigers

Record	9-4 (1-1 SEC)
Streak	W1
AVCA Ranking	NR
Head Coach	Dawn Sullivan
Record at Missouri	9-4 (1st Season)
Career Record	118-42 (6th Season)



Mississippi State Bulldogs

Record	8-4 (1-1 SEC)
Streak	W1
AVCA Ranking	NR
Head Coach	Julie Darty Dennis
Record at Mississippi St.	71-82 (6th Season)
Career Record	129-142 (10th Season)

TUNE IN TO THE TIGERS



- SEC Home Opening Weekend



- The PMAC
Baton Rouge, La.



- PxP, Garrett Walvoord (Fri.)
Color, Fran Flory (Fri.)



- Sept. 29, 7:30 p.m. CT
Oct. 1, 5 p.m. CT



- SECN+ (Sept. 29)
SECN (Oct. 1)



- lsustats.com

PxP, Bryan Fenley (Sun.)
Color, Kelly Burke (Sun.)

TRACKING THE TIGERS

Head coach Tonya Johnson is in her second season leading the program. She is the sixth head coach for the LSU Tigers volleyball program.

Johnson played for the Tigers from 1987-90 and helped the program reach its first Final Four Appearance in 1990. She also served as an assistant coach under predecessor and AVCA Hall of Fame coach Fran Flory.

The LSU Tigers made its 16th appearance in the NCAA Tournament and its first since 2017. With a 3-1 victory over Hawaii, LSU won its first NCAA Tournament match since 2014.

The Tigers ended the 2022 season with a 16-14 overall record, marking their first winning season since 2019.

This season's 28-match schedule features 13 matches versus 10 opponents who were in the 2022 NCAA Tournament.

The Tigers opened SEC play with a 3-1 setback at then No. 22 Kentucky on Sept. 22.

LSU has a 25-15 record in its SEC home opening matches since 1983 and is currently on a four-match winning streak. The Tigers have won five of the last six and 14 of the last 19 SEC home openers.

LSU is 6-13 all-time vs. Missouri, and 65-12 all-time against Mississippi State.

LSU has a .250 hitting percentage with 12.88 kills per set (528 total), 12.00 assists per set, and 1.44 aces per set (59 total). Defensively, LSU averages 1.83 blocks per set and 12.78 digs per set.

Outside hitter Jurnee Robinson leads the SEC and all NCAA Division I volleyball freshmen with 4.20 kills per set (No. 24 overall). Robinson also ranks No. 36 in the NCAA with 4.67 points per set (No. 6 in SEC).

Middle blocker Anita Anwusi paces LSU with 29 total blocks (0.71/ set) and a .407 hitting percentage that ranks No. 4 in the SEC. Anwusi has 90 total kills, averaging 2.20 kills per set.

Right side Jade Demps is second on the team with 2.46 kills per set (101 total) and has 19 total blocks, eight aces and averages 2.29 digs per set (94 total).

Outside hitter Sanaa Dotson is one kill shy of reaching 1,000 career digs between LSU and Oklahoma. This season, Dotson is averaging 2.14 kills per set (75 total) and has 10 blocks and five aces.

Setter Maddie Waak ranks No. 7 in the SEC with 9.63 assists per set and leads the Tigers with 13 aces this season. Waak also averages 2.32 digs per set with 95 total digs.

In the last seven matches, middle blocker Angie Lee has led LSU with 1.00 blocks per set (25 total) and has chipped in 32 kills.

Defensive specialist Erin Carmichael ranks No. 26 among active career leaders in NCAA Division I volleyball with 1,570 career digs. This season, Carmichael anchors the defense with 2.80 digs per set (98 total) and adds 11 aces.

Defensive specialist Bri Anderson has also worn the libero jersey this season and is coming off a career-high 16 digs at No. 22 Kentucky (Sept. 22).

LSU returns 11 players from the 2022 roster, including nine who logged playing time last season. The Tigers welcome nine newcomers to the 2023 roster, including three transfers.

The Tigers have five graduate student-athletes on the 2023 roster, including three LSU graduates in Anita Anwusi, Sanaa Dotson and Samarah Hill.

NUMERICAL ROSTER

NO.	NAME	POS	HT.	CL.-EXP	HOMETOWN (PREVIOUS SCHOOL)
0	Mackenzie Boyer	MB	6-3	Fr.-HS	Austin, Texas (Vandegrift HS)
1	Samarah Hill	OH	6-1	Gr.-3L	Oviedo, Fla. (Trinity Prep School)
2	Paige Flickinger	OH	5-9	Sr.-3L	Roanoke, Texas (Byron Nelson HS)
4	Angie Lee	MB	6-2	Fr.-HS	Long Island, N.Y. (Farmersville HS)
5	Jurnee Robinson	OH	6-1	Fr.-HS	Simpsonville, S.C. (Mauldin HS)
6	Madison Martin	DS/L	5-8	Jr.-2L	Ormond Beach, Fla. (Mt. Carmel Academy)
7	Bri Anderson	OH/DS	5-9	So.-1L	Gainesville, Fla. (Buchholz HS)
8	Ella Hemmings	DS/L	5-6	Fr.-HS	Brownsburg, Ind. (Brownsburg HS)
9	Sanaa Dotson	OH	6-0	Gr.-2L	Houston, Texas (Oklahoma)
10	Erin Carmichael	DS/L	5-7	Gr.-TR	Avon, Ind. (Jacksonville State)
11	Anita Anwusi	MB	6-3	Gr.-4L	Houston, Texas (Alief Hastings HS)
12	Alia Williams	MB	6-1	Sr.-2L	Houston, Texas (Kingwood Park HS)
13	AC Froehlich	OH	6-1	Fr.-HS	Lafayette, La. (St. Thomas More HS)
15	Bri Zamora	DS/L	5-4	So.-1L	League City, Texas (Clear Creek HS)
16	Ellie Echter	RS/OH	6-1	R-So.-1L	Fulshear, Texas (Fulshear HS)
17	Alexis Roberson	MB	6-3	R-Fr.-RS	Missouri City, Texas (Ridge Point HS)
20	Mika Rome	S	5-10	Fr.-HS	Ra'anana, Israel (Mekif HaSharon School)
22	Maddie Waak	S	5-10	So.-1L	Brookshire, Texas (Katy HS)
23	Jade Demps	RS	6-2	Sr.-TR	Raleigh, N.C. (Wisconsin)
29	Emily Mitter	S	5-9	Gr.-TR	Redondo Beach, Calif. (Campbell)

ALPHABETICAL ROSTER

NO.	NAME	POS	HT.	CL.-EXP	HOMETOWN (PREVIOUS SCHOOL)
7	Bri Anderson	OH/DS	5-9	So.-1L	Gainesville, Fla. (Buchholz HS)
11	Anita Anwusi	MB	6-3	Gr.-4L	Houston, Texas (Alief Hastings HS)
0	Mackenzie Boyer	MB	6-3	Fr.-HS	Austin, Texas (Vandegrift HS)
10	Erin Carmichael	DS/L	5-7	Gr.-TR	Avon, Ind. (Jacksonville State)
23	Jade Demps	RS	6-2	Sr.-TR	Raleigh, N.C. (Wisconsin)
9	Sanaa Dotson	OH	6-0	Gr.-2L	Houston, Texas (Oklahoma)
16	Ellie Echter	RS/OH	6-1	R-So.-1L	Fulshear, Texas (Fulshear HS)
2	Paige Flickinger	OH	5-9	Sr.-3L	Roanoke, Texas (Byron Nelson HS)
13	AC Froehlich	OH	6-1	Fr.-HS	Lafayette, La. (St. Thomas More HS)
8	Ella Hemmings	DS/L	5-6	Fr.-HS	Brownsburg, Ind. (Brownsburg HS)
1	Samarah Hill	OH	6-0	Gr.-3L	Oviedo, Fla. (Trinity Prep School)
4	Angie Lee	MB	6-2	Fr.-HS	Long Island, N.Y. (Farmersville HS)
6	Madison Martin	DS/L	5-8	Jr.-2L	Ormond Beach, Fla. (Mt. Carmel Academy)
29	Emily Mitter	S	5-9	Gr.-TR	Redondo Beach, Calif. (Campbell)
17	Alexis Roberson	MB	6-3	R-Fr.-RS	Missouri City, Texas (Ridge Point HS)
5	Jurnee Robinson	OH	6-1	Fr.-HS	Simpsonville, S.C. (Mauldin HS)
20	Mika Rome	S	5-10	Fr.-HS	Ra'anana, Israel (Mekif HaSharon School)
22	Maddie Waak	S	5-10	So.-1L	Brookshire, Texas (Katy HS)
12	Alia Williams	MB	6-1	Sr.-2L	Houston, Texas (Kingwood Park HS)
15	Bri Zamora	DS/L	5-4	So.-1L	League City, Texas (Clear Creek HS)

POST MATCH INTERVIEWS

Interviews with players and coaches are done courtside postmatch after the team's 10-minute cooling off period.

For assistance with opposing coaches and players, please contact the opposing school's SID for their postmatch media procedures.

SEC MEDIA INFORMATION

Jill Skotarczak is the volleyball media relations director for the SEC and can be reached at [205] 458-3000.

Each Monday, the league will name a Player of the Week, a Defensive Player of the Week and a Freshman of the Week.

The SEC Website, SECSports.com, can be accessed 24/7/365 to access updated standings, statistics and notes.

SPORTS INFORMATION/CREDENTIALS

Keonte' Herrera is the Communications Director for LSU Volleyball and coordinates all media relations duties, including interviews for players and coached. Keonte' can be reached at [254] 338-7609 or by e-mail at kkh@lsu.edu.

All media members are encouraged to apply for season credentials through Keonte'.

Single-game credentials can be picked up 60 minutes prior to match time at the press will call table located at the Northeast Corridor of the Maravich Center.

WWW.LSUSPORTS.NET

Information about the LSU volleyball, including player bios, game recaps and notes packets are available online at the Official Website of LSU Athletics, www.LSUsports.net.

COACHING STAFF

Head Coach	Tonya Johnson (LSU, 1993)
Associate Head Coach	Jill Wilson (LSU, 2001)
Assistant Coach	Kevin Inlow (Texas, 2016)
Assistant Coach	Ashley Shook (Texas, 2020)
Director of Ops.	Blaire Hiler (Kentucky, 2011)

PRONUNCIATION GUIDE

ANITA ANWUSI	Uh-KNEE-tah Ahn-WOO-See
SANAA Dotson	Suh-NAY
Ellie ECHTER	Ek-TUR
Paige FLICKINGER	Flick-in-JER
AC FROEHLICH	FRAY-lick
SAMARAH Hill	Suh-MARE-uh
Alexis ROBERSON	ROW-bur-son
JURNEE Robinson	like journey
MIKA Rome	MEE-cuh
Maddie WAAK	Wok
ALIA Williams	UH-lee-uh
Bri ZAMORA	zuh-MORE-uh

TEAM INFORMATION

2022 Record	16-14
2022 SEC Record	9-9
2022 Postseason	
	NCAA Tournament 2nd Round
2022 AVCA Final Ranking	NA
Letterwinners Returning/Lost	9/5
Starters Returning/Lost	5/3
Newcomers	9

PROGRAM HISTORY

All-Time Record	1,044-660 (.612)
All-Time SEC Record	340-263 (.563)
SEC Western Division Titles	7
Seasons	2005-2011
SEC Regular Season Titles	5
Seasons	1986, 1989, 1990, 1991, 2009
SEC Tournament Titles	4
Seasons	1986, 1989, 1990, 1991
NCAA Tournament Record	15-16 (.483)
NCAA Tournament Appearances	16
Seasons	1986-87, 1989-92, 2005-10, 2013-14, 2017, 2022
Final Four Appearances	2 (1990, 1991)

RESULTS

Final box scores, game-by-game stats, as well as overall stats for the entire season can also be found online at www.lsusports.net.

PRACTICE TIMES/INTERVIEWS

LSU will hold weekly media availability split between the volleyball practice facility and the main floor of the Pete Maravich Assembly Center. An email will be sent out to the media at the beginning of the week with details of the day, time and location for that week's practice availability. To be added on the media email list, please send a request to Keonte' Herrera at kkh@lsu.edu.

For specific features or longer form interview requests for Coach Johnson or any student-athlete by phone, zoom or in person, please contact Keonte' by phone or email. Requests for interviews must be made at least 24 hours in advance with Keonte'. Please do not contact Coach Johnson or student-athletes directly.


2023 TV/Radio Roster



No. 0 • Mackenzie Boyer
MB • 6-3 • Fr.



No. 1 • Samarah Hill
OH • 6-1 • Gr.



No. 2 • Paige Flickinger
OH • 5-9 • Sr.



No. 4 • Angie Lee
MB • 6-2 • Fr.



No. 5 • Jurnee Robinson
OH • 6-1 • Fr.



No. 6 • Madison Martin
DS/L • 5-8 • Jr.



No. 7 • Bri Anderson
DS/L • 5-9 • So.



No. 8 • Ella Hemmings
DS/L • 5-6 • Fr.



No. 9 • Sanaa Dotson
OH • 6-1 • Gr.



No. 10 • Erin Carmichael
DS/L • 5-7 • Gr.



No. 11 • Anita Anwusi
MB • 6-3 • Gr.



No. 12 • Alia Williams
MB • 6-1 • Sr.



No. 13 • AC Froehlich
OH • 6-1 • Fr.



No. 15 • Bri Zamora
DS/L • 5-4 • So.



No. 16 • Ellie Echter
RS/OH • 6-1 • R-So.



No. 17 • Alexis Roberson
MB • 6-3 • R-Fr.



No. 20 • Mika Rome
S • 5-10 • Fr.



No. 22 • Maddie Waak
S • 5-10 • So.



No. 23 • Jade Demps
RS • 6-2 • Sr.




No. 29 • Emily Mitter
S • 5-9 • Gr.



Tonya Johnson
Head Coach
Second Season



Jill Wilson
Associate Head Coach
Second Season



Kevin Inlow
Assistant Coach
Second Season



Ashley Shook
Assistant Coach
Second Season



Blaire Hiler
Director of Operations
Seventh Season

AVCA POLL

2023 AVCA/TARAFLEX

Top 25 Coaches Poll (September 25)

Rk.	Team (1st Votes)	Points	Rec.	Prev.
1	Wisconsin [58]	1,592	11-0	1
2	Nebraska [6]	1,531	11-0	2
3	Stanford	1,437	9-2	4
4	Florida	1,402	10-1	3
5	Louisville	1,363	11-1	5
6	Oregon	1,272	12-1	6
7	Washington State	1,184	12-1	7
8	Pittsburgh	1,140	11-2	8
9	BYU	1,082	13-1	10
10	Texas	1,064	7-3	9
11	Georgia Tech	873	11-1	13
12	Tennessee	850	11-1	14
13	Minnesota	793	5-5	12
14	Arkansas	749	12-2	16
15	Penn State	702	8-3	15
16	Creighton	680	10-3	11
17	Purdue	530	8-3	19
18	Baylor	477	6-5	18
19	Kansas	376	10-2	17
20	Houston	355	7-3	20
21	Dayton	246	13-2	23
22	Ohio State	216	4-7	21
23	Kentucky	185	3-7	22
24	Auburn	155	11-2	24
25	Arizona State	133	14-0	NR

Receiving Votes: Iowa State 103; Western Kentucky 92; USC 30; Central Florida 29; Marquette 23; James Madison 18; Duke 17; Hawai'i 14; Rice 11; UC Santa Barbara 5; Texas A&M 3

TRACKING THE TIGERS

DATE	AVCA RANKING [VOTES]
Preseason	RV [28]
Week 1: August 28	RV [13]
Week 2: September 4	NR
Week 3: September 11	NR
Week 4: September 18	NR
Week 5: September 25	NR
Week 6: October 2	
Week 7: October 9	
Week 8: October 16	
Week 9: October 23	
Week 10: October 30	
Week 11: November 6	
Week 12: November 13	
Week 13: November 20	
Week 14: November 27	
Final Poll: December 18	

LAST TIME RANKED 15 [11/29/10]
MOST WEEKS RANKED 24 [09/04/06-10/15/07]
[10/12/09-11/29/10]
HIGHEST RANKING 10 [10/02/06, 10/26/06]

YEAR 2

Head coach Tonya Johnson returns for the second season after a hitstorical first season that saw the Tigers reach the NCAA Tournament for the first time since 2017 and win their first postseason match since 2014. Under Johnson's leadership, the Tigers posted a 16-14 record to secure the clubs first winning season since 2019.

As a student-athlete, Johnson helped LSU win a pair of SEC titles and was a member of the first team to reach the Final Four in 1990. She is one of five black head coaches in the Power Five of Division I volleyball (Marci Byers - Virginia Tech, Rashinda Reed - Alabama, Salima Rockwell - Notre Dame and Charita Stubbs - Arizona).

Johnson who played from 1987-1990, served as an assistant coach under Fran Flory from 1998-2002. Prior to her return, The Zachary, La. native was in her second stint at the University of Texas as the associate head coach and recruiting coordinator since 2014. Her two stints at Texas totaled 14 years with the Longhorns. In that time, they captured eight Big 12 titles, advanced to the NCAA Tournament 13 times, reached the Final Four five times, including three appearances in the national championship match and finished the seasons ranked in the top five in seven of the past eight years.

This is Johnson's second stint as a head coach after she compiled an 85-72 record at Georgia Tech from 2009-2013. At Georgia Tech, Johnson coached 10 All-ACC selections, including four-time All-American Monique Mead. Johnson led Geaorgia Tech to the NCAA Tournament in 2009.

AVCA RANKINGS

The SEC has five teams ranked in the latest AVCA Top 25 rankings, including three teams in the top 15 (No. 4 Florida, No. 12 Tennessee, No. 14 Arkansas).

The Tigers had four teams on their schedule who were ranked in the AVCA preseason poll, including No. 10 Kentucky, No. 11 Florida, No. 18 Creighton and No. 25 Arkansas. Three other teams on the season slate were receiving votes at the inception of the season, including Tennessee (84), Auburn (62) and Georgia (35).

THE SERIES

LSU is 6-13 all-time against Missouri but has won the last two head-to-head matches, including sweeping Mizzou in the last match played in the PMAC on Oct. 6, 2021. The Tigers are 25-15 in SEC home openers since 1983 and are on a four-match winning streak in such matches. This will be the first SEC opener that LSU has hosted Missouri.

LSU is 65-12 all-time against Mississippi State. The Tigers have dropped threee of the last four meetings against the Bulldogs. The two teams split last season's matches in Baton Rouge.

A LOOK BACK

LSU opened SEC play with one match at then No. 22 Kentucky inside Rupp Arena. After a come-from-behind first set victory for the Tigers, the Wildcats went on to win the next three sets to win the match, 3-1. The Tigers accounted for 11 blocks in the setback, making it the second time this season LSU has reached double figure blocks (vs. UCLA, Aug. 25).

CARDIAC TIGERS

LSU opened the 2023 season with a pair of five-set matches that they split against UCLA. The Tigers played 11 five-set matches in 2022, including 10 times in SEC play. LSU was 7-4 overall in those matches and 7-3 in SEC five setters.

TIGER NUMBERS

LSU has a .250 hitting percentage behind 528 total kills, averages 12.88 kills per set, 12.00 assists per set and 1.44 aces per set. Defensively, LSU averages 1.83 blocks per set and 12.78 digs per set.

EXPERIENCED TIGERS

The Tigers return 11 student-athletes from the 2022 roster, including nine players who logged playing time.

Some of the top contibuting Tigers who are returning consist of outside hitter Sanaa Dotson and middle blocker Anita Anwusi who are lisred on the 2023 Preseason All-SEC Team. Other key returners include outside hitter Paige Flickinger, outside hitter Samarah Hill and setter Maddie Waak.

PORTAL REPORTS

LSU picked up key pieces from the transfer protal who look to have immediate impact in the Purple and Gold. The 2020 transfers for LSU includes Erin Carmichael (Jacksonville State), Jade Demps (Wisconsin) and Emily Mitter (Campbell).

THE NEWCOMERS

The Tigers freshman class is a talented bunch. Highlighting the six freshmen are outside hitters Jurnee Robinson and AC Froehlich. Froehlich is the only member of the 2023 team from the state of Louisiana.

EMBRACE THE JURNEE

Freshman outside hitter Jurnee Robinson leads the SEC with 4.20 kills per set (No. 24 in the NCAA). It is also the highest kill per set average among NCAA Division I freshmen. Her 4.67 points per set ranks No. 6 in the SEC and No. 36 in the nation.

Robinson has tallied three matches with 20 kills or more and also adds 52 total digs, 24 blocks, five aces and is hitting .295 this season.

ROBINSON EARNS SEC FRESHMAN OF THE WEEK

Jurnee Robinson won her first career SEC weekly accolade when she was named SEC Freshman of the Week on Aug. 28. Robinson made an immediate impact as she led LSU with 4.60 kills per set behind 46 total kills and a .319 hitting percentage in 10 sets over two matches against UCLA. In her collegiate debut, Robinson landed 23 kills with a .362 hitting percentage and added three blocks and an ace in the five-set win over UCLA. Robinson matched her 23-kill total the next night and secured her first double-double with 10 digs.

J5 RESUME

Robinson was selected to the USA Volleyball NDTP roster. She also led Mauldin High School to the 2022 South Carolina State Championship Title and was tabbed the 2022 Best Player in South Carolina by MaxPrep.

A IS FOR ANWUSI

Middle blocker Anita Anwusi ranks No. 4 in the SEC with a .407 hitting percentage. Anwusi also paces the Tigers with 29 total blocks (0.71/set), including three solo blocks, and has 90 total kills (2.20/set). Anwusi has hit over .600 three times this season, including hitting .667 (13-1-18) twice this season.

Anwusi was honored as a 2022 AVCA South All-Region Honorable Mention after leading LSU with 1.14 blocks per set (136 total) last season. Anwusi also contributed 221 total kills behind a .289 hitting percentage in 2022.

ANWUSI TRAINS WITH USA VOLLEYBALL

Anwusi was selected to joined the USA Volleyball 2023 Women's Collegiate National Team (CNT) this summer to help train alongside the Women's National Team as they prepare for the Volleyball Nations League. She became the sixth LSU player in program history to receive the Invitation to join the CNT which was formally known as the U.S. National A2 Program and was the first since 2013.

ADDED CHAMPIONSHIP PEDIGREE

Right side Jade Demps is second on the team with 101 total kills (2.46/set) and has 19 blocks, eight aces and 94 total digs (2.29/set) this season. She has totaled two double-doubles, including a season-high 15 kills with 10 digs vs. UL-Lafayette on Sept. 6. Demps comes to LSU from Wisconsin with two years of eligibility remaining. With the Badgers, Demps helped the team reach three consecutive NCAA Tournament appearances that featured two Final Four appearances and the 2021 NCAA Division I Volleyball National Championship title.

RIGHT ON THE DOT

Outside hitter Sanaa Dotson enters the SEC home opening match one kill shy of 1,000 career kills. Dotson came to LSU with 307 career kills in her time at Oklahoma before transferring. This season, Dotson has 75 total kills and has five aces. Dotson was named to the 2022 AVCA South All-Region team for the first time in her career after leading LSU with 3.66 kills per set and had 436 total kills. Dotson also led the club with 25 aces last season and added 49 blocks to average 4.10 points per set. Dotson turned in nine double-doubles in 2022 and logged five 20-kill performances.

THE SETUP

Setter Maddie Waak ranks No. 7 in the conference with 9.63 assists per set. Waak also has 20 kills, a team-high 13 aces and 95 total digs (2.32/set) this season. Waak tallied a career-high 51 assists in the season opener vs. UCLA on Aug. 25, marking the most from a LSU player since Ella Larkin on Nov. 27, 2021 at Georgia. Waak has also tallied three double-doubles in 2023 and six total in her career.

DIGGING CARMICHAEL

Defensive specialist Erin Carmichael leads LSU with 2.80 digs per set and 98 total digs, while also logging 11 aces this season. She also ranks No. 26 among NCAA Division I active career leaders with 1,570 career digs. Carmichael recorded her second career double-double with 10 digs and 10 assists vs. UL-Lafayette (Sept. 6). She also turned in a single match career-high five aces, highlighted by four consecutive aces in the win vs. Ball State (09/03/23). She is the first to have five aces in a match since Taylor Bannister and Paige Flickinger did it at Auburn in 2021. Carmichael is a two-time Ohio Valley Conference (OVC) Champion at Jacksonville State University.

NEW POSITION FOR NO. 7

Defensive specialist Bri Anderson has also received time in the libero jersey this season. Anderson logged a career-high 16 digs at No. 22 Kentucky on Sept. 22. Anderson was recruited as an outside hitter, but lower body injuries has led her to the defensive specialist position where she is beginning to make her mark at a new position. In high school, Anderson was the 2019 Gainesville Large School Player of the Year.

FRESHMAN IMPACT

Since entering the lineup against Ball State on Sept. 3, middle blocker Angie Lee leads the team with 1.00 blocks per set and 25 total blocks (total blocks second on the team overall). Lee also has 32 kills this season. Lee had an impressive outing in her collegiate debut vs. Ball State on Sept. 3 as she led LSU with six blocks in the match and added four kills. Lee led Farmersville High School to a 2022 Area Championship title and was the District MVP in 2021-22, and Defensive Player of the Year in 2020-21.

FLICK ON THE LIGHTS

Outside hitter Paige Flickinger has 17 kills, 49 digs and four aces this season. In Flickinger's first start in 2023, she logged eight kills and 13 digs with two aces and a block vs. Ball State (Sept. 3). Flickinger was second on the team in 2022 with 2.65 kills per set (252 total kills) and added 20 aces, 2.55 digs per set (242 total digs) and 25 total blocks. Flickinger also had nine double-doubles last season and played a significant role defensively as she had a stretch of double figure digs in six out of seven matches in 2022.

THE EYE OF THE TIGER

Outside hitter Samarah Hill won the Eye of the Tiger Award and LSU's annual Mikey's Awards Show. The Eye of the Tiger Award is presented to an LSU student-athlete who has overcome great adversity with perseverance, dedication and determination. Hill returned to the floor in 2022 after dealing with a shoulder injury followed by an achilles tear that kept her sidelined since 2020. Hill finished last season with 119 total kills. She was a member of the 2019 SEC All-Freshman team prior to her injuries.

ON THE ROAD TO 2K

Setter Emily Mitter transfers in from Campbell and currently has 1,921 career assists - 79 shy of the 2,000. Mitter's career averages are 4.88 assists per set and 2.06 digs per set (813 total). She also has 83 aces in 110 total matches played. Last season Mitter finished No. 6 in the Big South with 5.71 assists per set (662 total) with 2.14 digs per set (248 total), 20 aces and four kills.

TURN UP THE AC

Outside hitter AC Froehlich led St. Thomas More High School to the 2022 Louisiana State Championship Title and was selected as the 2022 Louisiana Gatorade Player of the Year. Froehlich is the only player on the 2023 roster from the state of Louisiana.

CAREER MILESTONES WATCH

Carmichael	1,570 career digs*
Dotson	999 career kills*
Flickinger	497 career kills
Hill	432 career kills
Mitter	1,921 career assists*

* Not all at LSU

SCHEDULE NOTES

The LSU volleyball team's 28-match regular schedule features 13 home matches, including nine SEC contests. They will play 13 total matches across 10 opponents who were participants in the 2022 NCAA Tournament, including nine matches versus six SEC opponents. LSU will also play six televised SEC matches this season with four of them inside the PMAC.

SOLID FOUNDATION

Last season (2022), LSU secured its first winning season since 2019 when the Tigers finished with an overall 16-14 record in Coach Johnson's first season.

SEC PRESEASON POLL

LSU was picked sixth in the SEC Preseason Coaches' Poll and accumulated 96 points. Kentucky and Florida, the reigning Co-SEC Champions finished one and two, respectively with 142 and 129 total points. Kentucky claimed 10 first-place votes and Florida picked up two first-place votes. Tennessee rounded out the top three with 113 points and received the final first-place vote.

SEC Preseason Coaches' Poll

Rank	School	Points
1.	Kentucky (10)	142
2.	Florida (2)	129
3.	Tennessee (1)	113
4.	Georgia	106
5.	Arkansas	101
6.	LSU	96
7.	Auburn	89
8.	Texas A&M	63
9.	Ole Miss	42
	Mississippi St.	42
11.	South Carolina	39
12.	Missouri	30
13.	Alabama	22

TIGER GRADUATES

LSU has a total of five graduates on the 2023 roster.

Anita Anwusi, Sanaa Dotson and Samarah Hill are all LSU graduates. Anwusi and Dotson recently graduated in May 2023.

Erin Carmichael and Emily Mitter are graduate transfers from Jacksonville State and Campbell, respectively.

SEASON TICKETS

The excitement is palpable concerning LSU volleyball as season tickets have tripled compared to the 2022 season.

Fans can purchase season tickets at lsusports.net/tickets/vb/ for as low as \$30 for general admission season tickets, \$60 for reserved seating, or purchase the courtside package for \$160.

2022 RECAP

LSU posted a 16-14 overall record including a 9-9 mark in SEC play during the 2022 season. The Tigers made their 16th appearance in the NCAA Tournament which was their first since 2017.

LSU Tigers was one of seven teams to represent the SEC in the NCAA Tournament last season and claimed the program's first NCAA Tournament match victory since 2014 after defeating Hawaii 3-1 in the first round.

THE STAFF

Jill Lytle Wilson, Kevin Inlow and Ashley Shook each enters their second season coaching at LSU.

Coach Wilson, the associate head coach, was the first hire by Coach Johnson and is an LSU alumna. Wilson, then named Lytle, played for the Tigers from 1997-2000 and spent 10 seasons as the assistant, then associate head coach at LSU. Overall while working at LSU, Wilson has helped the Tigers reach seven NCAA

Tournament appearances and won the 2009 SEC Championship.

Wilson previously served as the associate head coach at Ohio State for two seasons. She helped the Buckeyes to a 43-10 record, a 30-8 mark in the Big Ten and consecutive NCAA Regional Semifinal appearances. Wilson has been a head coach at Virginia Tech (2017-2020) and has also spent time as an assistant coach at North Carolina (2002-2004) and Wake Forest (2006).

Assistant coach Kevin Inlow was previously the lead assistant coach and recruiting coordinator at the University of North Florida for four seasons. Inlow helped guide UNF to four ASUN Championship appearances. Prior to that, he spent six years as the manager and graduate assistant for the University of Texas with Coach Johnson.

Assistant coach Ashley Shook previously served as the volunteer assistant coach in 2022 before being promoted. Prior to beginning her collegiate coaching career, Shook played two seasons of beach volleyball at Washington after playing four years of indoor volleyball at Texas from 2017-2020 as a setter. Shook helped Texas win four Big 12 Championship titles and reached the NCAA Tournament each season, including an appearance in the NCAA National Championship match in 2020.

LSU - 2023-24 Women's Volleyball Ranking Summary thru games 09/26/2023

Statistic	National Rank	Conference Rank	Value National Leader	Value Conference Leader	Value
Aces Per Set (332 ranked)	208	10	1.44 UCF	2.58 Tennessee	2.18
Assists Per Set (332 ranked)	87	7	12.00 Eastern Ky.	13.70 Tennessee	13.40
Blocks Per Set (332 ranked)	228	13	1.83 Pittsburgh	3.19 Texas A&M	2.95
Digs Per Set (332 ranked)	262	11	12.78 Rice	19.38 Ole Miss	15.29
Hitting Percentage (331 ranked)	58	7	0.250 Arizona St.	0.343 Tennessee	0.324
Kills Per Set (332 ranked)	94	7	12.88 Eastern Ky.	14.68 Tennessee	14.60
Match W-L Pctg. (327 ranked)	204	12	0.455 4 teams tied	1.000 Tennessee	0.917
Opp Hitting Percentage (332 ranked)	293	12	0.248 Nebraska	0.106 Ole Miss	0.154
Team Assists (332 ranked)	249	11	492 UIC	790 Arkansas	670
Team Attacks Per Set (332 ranked)	228	8	32.93 Tulsa	40.47 South Carolina	36.40
Team Digs (332 ranked)	295	10	524 Oakland	1,101 Arkansas	759
Team Kills (332 ranked)	252	10	528 UIC	851 Arkansas	708
Team Service Aces (332 ranked)	271	11	59 Bryant	137 Arkansas	110
Team Total Attacks (332 ranked)	293	10	1,350 Oakland	2,332 Arkansas	1,773
Team Total Blocks (332 ranked)	284	13	75.0 SFA	160.5 Auburn	126.0

Statistic	Player	National Rank	Conference Rank	Value National Leader	Value Conference Leader	Value
Aces Per Set (145 ranked)				Paige Bartsch, Boise St.	0.76 Kendyl Reaugh, Alabama	0.58
Assists Per Set (150 ranked)	Maddie Waak	81	8	9.63 Kami Miner, Stanford	11.55 Caroline Kerr, Tennessee	11.25
Attacks Per Set (150 ranked)	Jurnee Robinson	148	5	9.34 Kayley Cassaday, Tulsa	15.18 Akasha Anderson, Auburn	11.00
Blocks Per Set (299 ranked)				Ifenna Cos-Okpalla, Texas A&M	1.88 Ifenna Cos-Okpalla, Texas A&M	1.88
Digs Per Set (147 ranked)				Hope Matschner, Iona	6.52 Cammy Niesen, Ole Miss	4.58
Hitting Percentage (149 ranked)	Anita Anwusi	43	4	0.407 Andi Jackson, Nebraska	0.504 Payton Brgoch, Ole Miss	0.426
Kills Per Set (1462 ranked)	Jurnee Robinson	24	2	4.20 Giulia Cardona, Evansville	5.67 Jillian Gillen, Arkansas	4.25
	Jade Demps	549	32	2.46		
	Anita Anwusi	742	36	2.20		
	Sanaa Dotson	772	38	2.14		
Kills SG Highs (0 ranked)						
Points (147 ranked)	Jurnee Robinson	127	6	191.5 Kayley Cassaday, Tulsa	299.5 Jillian Gillen, Arkansas	254.0
Points Per Set (150 ranked)	Jurnee Robinson	36	6	4.67 Giulia Cardona, Evansville	6.46 Sophie Fischer, Georgia	5.22
Service Aces (136 ranked)				Camryn Haworth, Indiana	36 Kendyl Reaugh, Alabama	26
Total Assists (149 ranked)	Maddie Waak	132	8	395 Teresa Atilano, Old Dominion	596 Hannah Hogue, Arkansas	572
				Callie Bauer, Western Ky.	596	
Total Attacks (148 ranked)				Kayley Cassaday, Tulsa	774 Taylor Head, Arkansas	534
Total Blocks (183 ranked)				Sophie Thompson, Colgate	86 Ifenna Cos-Okpalla, Texas A&M	77
Total Digs (295 ranked)				Hope Matschner, Iona	352 Cammy Niesen, Ole Miss	220
Total Kills (149 ranked)	Jurnee Robinson	101	5	172 Kayley Cassaday, Tulsa	283 Jillian Gillen, Arkansas	217
Triple Doubles (11 ranked)				Josi Borum, Youngstown St.	4	


TIGER TRENDS

Overall	5-6	Hitting Below .200	0-3
SEC	0-1	Hitting .200-.249	0-1
Non-Conference	5-5	Hitting .250-.299	2-1
Home	2-2	Hitting Above .300	3-1
Away	0-3	August	1-1
Neutral	3-1	September	4-5
SEC Home	0-0	October	0-0
SEC Away	0-1	November	0-0
Non-Conference Home	2-2	December	0-0
Non-Conference Away	0-2	Monday	0-0
Non-Conference Neutral	3-1	Tuesday	0-0
Top 10 Opponents	0-0	Wednesday	1-0
Top 25 Opponents	0-2	Thursday	0-0
Three-Set Matches	2-3	Friday	2-2
Four-Set Matches	2-2	Saturday	1-2
Five-Set Matches	1-1	Sunday	1-2
Win First Set	4-2	Day Matches	4-3
Lose First Set	1-4	Night Matches	1-3
Leading 2-0	3-0	Purple Jerseys	2-2
Tied 1-1	2-2	Gold Jerseys	1-1
Trailing 2-0	0-4	White Jerseys	1-2
Leading 2-1	3-1	Black Jerseys	1-1
Trailing 2-1	0-2		
Tied 2-2	1-1		

SEC STANDINGS

TEAM	SEC	OVERALL
Arkansas	3-0	13-2
Tennessee	2-0	11-1
Florida	2-1	10-2
Texas A&M	2-1	10-3
Missouri	1-1	9-4
Mississippi St.	1-1	8-4
Ole Miss	1-1	7-6
Kentucky	1-1	3-7
Auburn	1-2	11-3
Alabama	0-2	10-3
Georgia	0-1	9-4
South Carolina	0-2	6-5
LSU	0-1	5-6

NCAA VOLLEYBALL WEEK 1 TOP SHOTS



2023 HONORS & AWARDS

Anita Anwusi

Preseason All-SEC

SMU Invitational All-Tournament Team (Sept. 15-17)

Sanaa Dotson

Preseason All-SEC

Jurnee Robinson

SEC Freshman of the Week (Aug. 28)

Bluejay Invitational All-Tournament Team (Sept. 1-3)

SMU Invitational All-Tournament Team (Sept. 15-17)

LAST TIME LSU...

LSU lost the first set in a win

9/3/23, vs. Ball State [W, 3-1]

LSU lost the first 2 sets in a win

11/12/21, at Ole Miss [W, 3-2]

LSU was down 2-1 in a win

10/19/22, at Alabama [W, 3-2]

LSU won the first set in a loss

9/22/23, at No. 22 Kentucky [L, 3-1]

LSU won the first 2 sets in a loss

10/27/17, vs. No. 6 Kentucky [L, 3-2]

LSU was up 2-1 in a loss

8/26/23, UCLA [L, 3-2]

LSU beat a ranked opponent

9/24/22, at No. 15 Kentucky [W, 3-2]

LSU beat a ranked opponent at home

9/21/22, No. 20 Arkansas [W, 3-2]

LSU beat a ranked opponent on the road

9/24/22, at No. 15 Kentucky [W, 3-2]

LSU beat a ranked opponent at a neutral site

12/6/13, vs. No. 24 Michigan [W, 3-2]

LSU beat a Top 10 opponent

11/13/09, at No. 10 Florida [W, 3-1]

HITTING PERCENTAGE

LSU hit over .400 as a team

.419 [47-8-93], vs. Missouri [10/6/21]

LSU hit over .500 as a team

.524 [51-8-82], vs. Grambling State [9/2/11]

LSU hit over .500 as a team in a set

.600 [19-1-30], Southeastern Louisiana [9/10/23]

LSU's opponent hit over .300 as a team

.327 [44-11-101], at SMU [9/17/23]

LSU held an opponent under .100 hitting

.093 [29-19-107], vs. Texas Tech [9/16/23]

LSU hit less than .200

.135 [40-22-133], at No. 22 Kentucky [9/22/23]

LSU hit less than .100

.080 [39-28-138], at Tennessee [11/06/22]

LSU hit less than .200 & won

.135 [58-34-178], at Alabama [10/19/22]

LSU hit less than .150 & won

.135 [58-34-178], at Alabama [10/19/22]

LSU outhit the opponent & lost

.167-.150, vs. Mississippi State [10/30/22]

LSU was outhit & won

.234-.214, at Tennessee [11/24/17]

KILLS

LSU had 60+ kills 62, Southeastern Louisiana [9/10/23]

LSU had 80+ kills 80, vs. Ole Miss [10/23/11]

ASSISTS

LSU had 60+ assists 63, UCLA [8/25/23]

LSU had 80+ assists 80, at Tennessee [10/12/07]

DIGS

LSU had 80+ digs 96, vs. Mississippi State [10/29/22]

LSU had 100+ digs 108, vs. Mississippi State [10/30/22]

BLOCKS

LSU had 15-19.5 blocks 15.0, at Alabama [10/19/22]

LSU had 20+ blocks 20.0, vs. Troy [9/18/21]

LSU was out-blocked & won 9.0-6.0, at Auburn [10/29/21]

ACES

LSU had 10+ aces 15, vs. Ball State [9/3/23]

LAST TIME A TIGER...

KILLS

Five LSU players had 10+ kills

Taylor Bannister [22], Toni Rodriguez [16], Whitney Foreman [12], Milan Stokes [11], Olivia Beyer [11]

Four LSU players had 10+ kills

Jurnee Robinson [23], Jade Demps [14], Anita Anwusi [13], Sanaa Dotson [12]

Three LSU players had 15+ kills

Taylor Bannister [16], Jacqui Armer [15], Toni Rodriguez [15]

No LSU players had 10+ kills

vs. Texas A&M-Corpus Christi [9/15/23]

An LSU player had 20 or more kills

Jurnee Robinson [22], Southeastern Louisiana [9/10/23]

An LSU player had 25 or more kills

Taylor Bannister [29] at Georgia [11/27/21]

An LSU player had 30 or more kills

Taylor Bannister [30] vs. Georgia [03/19/21]

An LSU player had 40 or more kills

Monique Adams [43], No. 10 Florida [12/14/91]

An LSU player had 20+ kills and 20+ digs

Angela Bensend [20 kills, 26 digs], at TCU [09/03/10]

An LSU player had back-to-back double-doubles

Paige Flickinger

11 kills, 10 digs [vs. Georgia 11/26/22]; 11 kills, 10 digs [vs. Hawai'i 12/2/22]

An LSU player had 5 straight double-doubles

Ella Larkin

[5; 2021 Season] 44 assists, 18 digs [at Ole Miss, 11/11/21];

49 assists, 18 digs [at Ole Miss, 11/12/21]; 39 assists, 10 digs [Texas A&M, 11/21/21]

45 assists, 14 digs [at Georgia, 11/26/21]; 51 assists, 11 digs [at Georgia, 11/27/21]

An LSU player had a triple-double

Malorie Pardo

40 assists, 11 digs, 10 kills, vs. South Florida [08/29/14]

ATTEMPTS

An LSU player had 50 or more attempts

Sanaa Dotson [51], at Missouri [11/12/22]

An LSU player had 60 or more attempts

Sanaa Dotson [66], vs. Mississippi State [10/30/22]

An LSU player had 70 or more attempts

Taylor Bannister [71], at Texas A&M [10/18/20]

HITTING PERCENTAGE [10 OR MORE ATTEMPTS]

An LSU player had a .400 hitting percentage Anita Anwusi [7-1-13, .462], vs. Texas Tech [9/16/23]

An LSU player had a .500 hitting percentage Jurnee Robinson [18-2-29, .552], vs. Texas Tech [9/16/23]

An LSU player had a .600 hitting percentage Anita Anwusi [13-1-18, .667], vs. SLU [9/10/23]

An LSU player had a .700 hitting percentage Anita Anwusi [8-1-10, .700], at Mississippi State [10/2/21]

An LSU player had an .800 hitting percentage Malorie Pardo [10-0-12, .833] vs. South Florida [8/29/14]

An LSU player had a .900 hitting percentage Allee Morris [10-0-11, .909], vs. Texas A&M [11/21/21]

ASSISTS

An LSU player had 50 or more assists

Maddie Waak [51], UCLA [8/26/23]

An LSU player had 60 or more assists

Lindsay Flory [60], vs. South Carolina [11/18/18]

An LSU player had 70 or more assists

Daniela Romero [74], at No. 13 Tennessee [09/15/06]

An LSU player had 80+ assists

Lauren O'Connor [84], at Mississippi State [11/08/98]

Two LSU players had 20+ assists

Maddie Waak [22] & Josie Vondran [21], vs. Hawai'i [12/2/22]

DIGS

Five LSU players had 10+ digs

vs. Mississippi State [10/30/22]

Ella Larkin [31], Jill Bohnet [21], Paige Flickinger [18], Maddie Waak [17], Sanaa Dotson [12]

Three LSU players had 15+ digs

vs. Mississippi State [10/30/22] (4)

Ella Larkin [31], Jill Bohnet [21], Paige Flickinger [18], Maddie Waak [17]

Two LSU players had 20+ digs

Ella Larkin [31], Jill Bohnet [21] vs. Mississippi State [10/30/22]

An LSU player recorded 20-24 digs

Maddie Waak [20], vs. ULL [9/6/23]

An LSU player recorded 25-29 digs

Jill Bohnet [26], Ella Larkin [22], vs. Mississippi State [10/29/22]

An LSU player recorded 30-39 digs

Ella Larkin [31], vs. Mississippi State [10/30/22]

An LSU player recorded 40+ digs

Meghan Mannari [40], at Auburn [10/19/12]

BLOCKS

An LSU player had 7-9 blocks

Alia Williams [7], vs. Hawai'i [12/2/22]

An LSU player had 10+ blocks

Whitney Foreman [10], vs. Sam Houston State [9/11/21]

An LSU player had 4 solo blocks

Sydney Mukes [4], at Ole Miss [10/7/18]

An LSU player had 5+ solo blocks

Ivana Kuzmic [6], Houston [11/27/04]

ACES

An LSU player had 5 aces

Erin Carmichael [5], vs. Ball State [9/3/23]

An LSU player had 6 aces

Ella Larkin [6], at No. 15 Florida [10/8/22]

An LSU player had 7+ aces

Kylie DeBerg [7], vs. Texas A&M [11/21/21]

An LSU player had 10+ aces

Wendy Stammer [10], Texas Tech [09/14/86]

Three LSU players had multiple aces

DeBerg [3], Larkin [3], Bannister [2], at Georgia [11/27/21]

Five LSU players had multiple aces

Carmichael [5], Demps [3], Flickinger [2], Robinson [2],

Waak [2], vs. Ball State [9/3/23]

LSU had 0 aces as a team

vs. No. 20 Florida [10/9/21]

2023 COMBINED STATS

Overall	Conference	Home	Away	Neutral
5 - 6	0 - 1	2 - 2	0 - 3	3 - 1

Team Box Score

#	Player	SP	Attack					Set		Serve			RE	Dig			Blocking					PTS
			K	K/S	E	TA	PCT	A	A/S	SA	SE	SA/S		DIG	DIG/S	BS	BA	TOT/S	BLK/S	BE	BHE	
1	Hill, Samarah	8	10	1.25	3	29	.241	1	0.13	0	0	0.00	1	8	1.00	0	2	2	0.25	1	0	11.0
2	Flickinger, Paige	27	17	0.63	10	67	.104	3	0.11	4	5	0.15	3	49	1.81	2	0	2	0.07	1	0	23.0
4	Lee, Angie	25	32	1.28	13	82	.232	0	0.00	0	0	0.00	0	7	0.28	3	22	25	1.00	2	0	46.0
5	Robinson, Jurnee	41	172	4.20	59	383	.295	2	0.05	5	21	0.12	9	52	1.27	5	19	24	0.59	7	1	191.5
6	Martin, Madison	1	0	0.00	0	0	.000	0	0.00	0	0	0.00	0	0	0.00	0	0	0	0.00	0	0	0.0
7	Anderson, Bri	26	0	0.00	0	1	.000	4	0.15	0	9	0.00	3	53	2.04	0	0	0	0.00	0	0	0.0
8	Hemmings, Ella	35	0	0.00	0	0	.000	7	0.20	10	6	0.29	0	13	0.37	0	0	0	0.00	0	0	10.0
9	Dotson, Sanaa	35	75	2.14	35	230	.174	4	0.11	5	9	0.14	5	31	0.89	1	9	10	0.29	0	0	85.5
10	Carmichael, Erin	35	0	0.00	0	1	.000	44	1.26	11	18	0.31	7	98	2.80	0	0	0	0.00	0	0	11.0
11	Anwusi, Anita	41	90	2.20	20	172	.407	2	0.05	0	1	0.00	0	11	0.27	3	26	29	0.71	9	0	106.0
12	Williams, Alia	16	10	0.63	6	36	.111	1	0.06	1	2	0.06	0	6	0.38	2	9	11	0.69	2	0	17.5
13	Froehlich, AC	4	0	0.00	0	0	.000	0	0.00	1	1	0.25	0	4	1.00	0	0	0	0.00	0	0	1.0
16	Echter, Ellie	1	1	1.00	0	2	.500	0	0.00	0	0	0.00	0	0	0.00	0	0	0	0.00	0	0	1.0
22	Waak, Maddie	41	20	0.49	7	51	.255	395	9.63	13	14	0.32	0	95	2.32	1	9	10	0.24	3	4	38.5
23	Demps, Jade	41	101	2.46	38	295	.214	15	0.37	8	12	0.20	6	94	2.29	1	18	19	0.46	1	1	119.0
29	Mitter, Emily	4	0	0.00	0	1	.000	14	3.50	1	1	0.25	0	3	0.75	0	0	0	0.00	0	0	1.0
LSU		41	528	12.88	191	1350	.250	492	12.00	59	99	1.44	42	524	12.78	18	114	75	1.83	26	6	662.0
Opponents		41	510	12.44	191	1284	.248	468	11.41	42	95	1.02	59	520	12.68	13	126	76	1.85	18	9	628.0

Team statistics

	LSU	OPP
ATTACK		
Kills	528	510
Errors	191	191
Total Attacks	1350	1284
Attack Pct	.250	.248
Kills/Set	12.88	12.44
SET		
Assists	492	468
Attempts	1335	1290
Assist Pct	.369	.363
Assists/Set	12.00	11.41
SERVE		
Aces	59	42
Errors	99	95
Attempts	892	861
Serve Pct	.889	.890
Aces/Set	1.44	1.02
SERVE RECEPTIONS		
Errors	42	59
Errors/Set	1.02	1.44
Attempts	766	793
Reception Pct	.945	.998
DEFENSE		
Digs	524	520
Digs/Set	12.78	12.68
BLOCKING		
Block solo	18	13
Block Assist	114	126
Total Blocks	75	76
Blocks/Set	1.83	1.85
Block Errors	26	18
Ball handling errors	6	9
ATTENDANCE		
Total	5911	6971
Dates/Avg Per Date	4/1478	3/2324
Neutral Site #/Avg	4/1162	-
Current win streak	0	-
Home win streak	0	-

Team Results

Date	Opponent	Score	Score-by-set	Att.
08/25/2023	UCLA	W 3-2	25-20,25-18,20-25,21-25,15-10	1232
08/26/2023	UCLA	L 2-3	25-12,22-25,25-20,22-25,6-15	1648
09/01/2023	vs UNI	L 0-3	23-25,26-28,17-25	2001
09/02/2023	at Creighton	L 0-3	12-25,21-25,30-32	2094
09/03/2023	vs Ball St.	W 3-1	19-25,25-14,25-13,25-23	1995
09/06/2023	Louisiana	W 3-1	25-17,20-25,25-12,25-12	1794
09/10/2023	Southeastern La.	L 1-3	22-25,21-25,25-20,17-25	1237
09/15/2023	vs A&M-Corpus Christi	W 3-0	25-13,25-10,25-21	0
09/16/2023	vs Texas Tech	W 3-0	25-19,25-16,25-17	650
09/17/2023	at SMU	L 0-3	19-25,20-25,17-25	1344
* 09/22/2023	at Kentucky	L 1-3	25-23,22-25,18-25,13-25	3533

2023 COMBINED SEC STATS

Overall	Conference	Home	Away	Neutral
0 - 1	0 - 1	0 - 0	0 - 1	0 - 0

Team Box Score

			Attack					Set		Serve				Dig			Blocking						
##	Player	SP	K	K/S	E	TA	PCT	A	A/S	SA	SE	SA/S	RE	DIG	DIG/S	BS	BA	TOT/S	BLK/S	BE	BHE	PTS	
1	Hill, Samarah	3	4	1.33	1	12	.250	0	0.00	0	0	0.00	1	3	1.00	0	0	0	0.00	0	0	4.0	
2	Flickinger, Paige	4	1	0.25	1	6	.000	0	0.00	0	1	0.00	0	4	1.00	0	0	0	0.00	0	0	1.0	
4	Lee, Angie	4	3	0.75	2	12	.083	0	0.00	0	0	0.00	0	2	0.50	1	5	6	1.50	0	0	6.5	
5	Robinson, Jurnee	4	13	3.25	9	44	.091	0	0.00	0	1	0.00	1	7	1.75	1	4	5	1.25	0	0	16.0	
7	Anderson, Bri	4	0	0.00	0	0	.000	0	0.00	0	4	0.00	1	16	4.00	0	0	0	0.00	0	0	0.0	
8	Hemmings, Ella	4	0	0.00	0	0	.000	1	0.25	2	0	0.50	0	1	0.25	0	0	0	0.00	0	0	2.0	
9	Dotson, Sanaa	3	4	1.33	1	10	.300	0	0.00	0	0	0.00	0	1	0.33	0	2	2	0.67	0	0	5.0	
11	Anwusi, Anita	4	8	2.00	4	16	.250	0	0.00	0	0	0.00	0	0	0.00	0	4	4	1.00	1	0	10.0	
22	Waak, Maddie	4	3	0.75	0	6	.500	31	7.75	0	1	0.00	0	4	1.00	0	1	1	0.25	1	0	3.5	
23	Demps, Jade	4	4	1.00	4	27	.000	3	0.75	0	0	0.00	1	4	1.00	0	2	2	0.50	0	0	5.0	
LSU		4	40	10.00	22	133	.135	35	8.75	2	7	0.50	4	42	10.50	2	18	11	2.75	2	0	53.0	
Opponents		4	64	16.00	20	131	.336	56	14.00	4	16	1.00	2	51	12.75	1	14	8	2.00	2	0	76.0	

Team statistics

	LSU	OPP
ATTACK		
Kills	40	64
Errors	22	20
Total Attacks	133	131
Attack Pct	.135	.336
Kills/Set	10.00	16.00
SET		
Assists	35	56
Attempts	129	123
Assist Pct	.271	.455
Assists/Set	8.75	14.00
SERVE		
Aces	2	4
Errors	7	16
Attempts	79	97
Serve Pct	.911	.835
Aces/Set	0.50	1.00
SERVE RECEPTIONS		
Errors	4	2
Errors/Set	1.00	0.50
Attempts	81	72
Reception Pct	.951	.993
DEFENSE		
Digs	42	51
Digs/Set	10.50	12.75
BLOCKING		
Block solo	2	1
Block Assist	18	14
Total Blocks	11	8
Blocks/Set	2.75	2.00
Block Errors	2	2
Ball handling errors	0	0
ATTENDANCE		
Total	0	3533
Dates/Avg Per Date	0/0	1/3533
Neutral Site #/Avg	0/0	-
Current win streak	0	-
Home win streak	0	-

Team Results

	Date	Opponent		Score	Score-by-set	Att.
*	09/22/2023	at Kentucky	L	1-3	25-23,22-25,18-25,13-25	3533

2023 TEAM COMPARISON

Date	Opponent	Score	Kills	Errors	TA	Hit%	Assists	SA	SE	RE	Digs	Blocks	BS	BA	BE	BHE
08/25/2023	UCLA	3-2	66/53	22/20	140/120	.314/.275	63/51	8/8	13/11	8/8	45/43	12.0/11.0	5/2	14/18	0/1	0/1
08/26/2023	UCLA	2-3	56/55	27/14	148/141	.196/.291	53/49	12/6	6/15	6/12	64/52	7.0/10.0	2/2	10/16	1/3	3/1
09/01/2023	UNI	0-3	45/56	10/13	115/116	.304/.371	42/48	1/5	6/3	5/1	41/54	6.0/5.0	1/2	10/6	7/1	0/2
09/02/2023	Creighton	0-3	36/57	16/14	117/113	.171/.381	34/53	6/2	7/7	2/6	35/52	6.0/7.0	1/1	10/12	3/1	0/0
09/03/2023	Ball St.	3-1	52/36	19/20	124/111	.266/.144	49/33	15/5	14/7	5/15	51/43	9.0/12.0	2/4	14/16	3/5	1/0
09/06/2023	Louisiana	3-1	56/33	21/25	129/121	.271/.066	54/31	5/4	8/6	4/5	59/45	6.0/5.0	3/0	6/10	2/2	0/1
09/10/2023	Southeastern La.	1-3	62/58	20/13	155/140	.271/.321	57/56	2/1	13/6	1/2	61/64	7.0/9.0	0/0	14/18	3/0	0/2
09/15/2023	A&M-Corpus Christi	3-0	33/25	8/22	78/83	.321/.036	28/24	5/1	9/9	1/5	28/34	4.0/1.0	1/0	6/2	3/0	0/2
09/16/2023	Texas Tech	3-0	46/29	10/19	111/107	.324/.093	44/29	2/1	10/7	1/2	56/41	4.0/3.0	0/0	8/6	2/1	0/0
09/17/2023	SMU	0-3	36/44	16/11	100/101	.200/.327	33/38	1/5	6/8	5/1	42/41	3.0/5.0	1/1	4/8	0/2	2/0
09/22/2023	Kentucky	1-3	40/64	22/20	133/131	.135/.336	35/56	2/4	7/16	4/2	42/51	11.0/8.0	2/1	18/14	2/2	0/0

Note: Match totals are displayed in the format TEAM/OPPONENT for each category

2023 TEAM MATCH-BY-MATCH

Date	Opponent	SP	Attack				Set			Serve				Recept			Blocking							
			K	E	TA	PCT	A	TA	PCT	SA	SE	TA	PCT	RE	TA	PCT	DIG	BS	BA	BE	TOTAL	BHE	POINTS	SCORE
08/25/2023	UCLA	5	66	22	140	.314	63	138	.457	8	13	105	.876	8	88	.909	45	5	14	0	12.0	0	86.0	3-2
08/26/2023	UCLA	5	56	27	148	.196	53	142	.373	12	6	100	.940	6	82	.927	64	2	10	1	7.0	3	75.0	2-3
09/01/2023	vs UNI	3	45	10	115	.304	42	117	.359	1	6	67	.910	5	74	.932	41	1	10	7	6.0	0	52.0	0-3
09/02/2023	at Creighton	3	36	16	117	.171	34	117	.291	6	7	65	.892	2	73	.973	35	1	10	3	6.0	0	48.0	0-3
09/03/2023	vs Ball St.	4	52	19	124	.266	49	119	.412	15	14	93	.849	5	69	.928	51	2	14	3	9.0	1	76.0	3-1
09/06/2023	Louisiana	4	56	21	129	.271	54	129	.419	5	8	94	.915	4	61	.934	59	3	6	2	6.0	0	67.0	3-1
09/10/2023	Southeastern La.	4	62	20	155	.271	57	160	.356	2	13	86	.849	1	88	.989	61	0	14	3	7.0	0	71.0	1-3
09/15/2023	vs A&M-Corpus Christi	3	33	8	78	.321	28	74	.378	5	9	73	.877	1	37	.973	28	1	6	3	4.0	0	42.0	3-0
09/16/2023	vs Texas Tech	3	46	10	111	.324	44	107	.411	2	10	73	.863	1	47	.979	56	0	8	2	4.0	0	52.0	3-0
09/17/2023	at SMU	3	36	16	100	.200	33	103	.320	1	6	57	.895	5	66	.924	42	1	4	0	3.0	2	40.0	0-3
09/22/2023	at Kentucky	4	40	22	133	.135	35	129	.271	2	7	79	.911	4	81	.951	42	2	18	2	11.0	0	53.0	1-3
Totals		41	528	191	1350	.250	492	1335	.369	59	99	892	.889	42	766	.945	524	18	114	26	75.0	6	662.0	
Opponents		41	510	191	1284	.248	468	1290	.363	42	95	861	.890	59	793	.926	520	13	126	18	76.0	9	628.0	

Team Averages

Sets Played	Kills per set	Assists per set	Service aces per set	Digs per set	Blocks per set	Points per set	Ball handling error per set	Reception errors per set
41	12.88	12.00	1.44	12.78	1.83	16.15	0.15	1.02

2023 OPPONENT MATCH-BY-MATCH

			Attack				Set			Serve				Recept			Blocking									
Date	Opponent	SP	K	E	TA	PCT	A	TA	PCT	SA	SE	TA	PCT	RE	TA	PCT	DIG	BS	BA	BE	TOTAL	BHE	POINTS	SCORE		
08/25/2023	UCLA	5	53	20	120	.275	51	131	.389	8	11	99	.889	8	92	.913	43	2	18	1	11.0	1	72.0	3-2		
08/26/2023	UCLA	5	55	14	141	.291	49	135	.363	6	15	97	.845	12	94	.872	52	2	16	3	10.0	1	71.0	2-3		
09/01/2023	vsUNI	3	56	13	116	.371	48	113	.425	5	3	77	.961	1	61	.984	54	2	6	1	5.0	2	66.0	0-3		
09/02/2023	at Creighton	3	57	14	113	.381	53	109	.486	2	7	80	.913	6	58	.897	52	1	12	1	7.0	0	66.0	0-3		
09/03/2023	vsBall St.	4	36	20	111	.144	33	112	.295	5	7	76	.908	15	79	.810	43	4	16	5	12.0	0	53.0	3-1		
09/06/2023	Louisiana	4	33	25	121	.066	31	139	.223	4	6	67	.910	5	86	.942	45	0	10	2	5.0	1	42.0	3-1		
09/10/2023	Southeastern La.	4	58	13	140	.321	56	146	.384	1	6	94	.936	2	73	.973	64	0	18	0	9.0	2	68.0	1-3		
09/15/2023	vsA&M-Corpus Christi	3	25	22	83	.036	24	90	.267	1	9	46	.804	5	64	.922	34	0	2	0	1.0	2	27.0	3-0		
09/16/2023	vsTexas Tech	3	29	19	107	.093	29	100	.290	1	7	54	.870	2	63	.968	41	0	6	1	3.0	0	33.0	3-0		
09/17/2023	at SMU	3	44	11	101	.327	38	92	.413	5	8	74	.892	1	51	.980	41	1	8	2	5.0	0	54.0	0-3		
09/22/2023	at Kentucky	4	64	20	131	.336	56	123	.455	4	16	97	.835	2	72	.972	51	1	14	2	8.0	0	76.0	1-3		
Opponent totals		41	510	191	1284	.248	468	1290	.363	42	95	861	.890	59	793	.926	520	13	126	18	76.0	9	628.0			
LSU totals		41	528	191	1350	.250	492	1335	.369	59	99	892	.889	42	766	.945	524	18	114	26	75.0	6	662.0			

Team Averages

Sets Played	Kills per set	Assists per set	Service aces per set	Digs per set	Blocks per set	Points per set	Ball handling error per set	Reception errors per set
41	12.44	11.41	1.02	12.68	1.85	15.32	0.22	1.44

2023 CATEGORY LEADERS

Attack (by PCT)

#	Player	S	K	K/S	E	TA	PCT
16	Echter, Ellie	1	1	1.00	0	2	.500
11	Anwusi, Anita	41	90	2.20	20	172	.407
5	Robinson, Jurnee	41	172	4.20	59	383	.295
22	Waak, Maddie	41	20	0.49	7	51	.255
1	Hill, Samarah	8	10	1.25	3	29	.241
4	Lee, Angie	25	32	1.28	13	82	.232
23	Demps, Jade	41	101	2.46	38	295	.214
9	Dotson, Sanaa	35	75	2.14	35	230	.174
12	Williams, Alia	16	10	0.63	6	36	.111
2	Flickinger, Paige	27	17	0.63	10	67	.104
10	Carmichael, Erin	35	0	0.00	0	1	.000
29	Mitter, Emily	4	0	0.00	0	1	.000
6	Martin, Madison	1	0	0.00	0	0	.000
7	Anderson, Bri	26	0	0.00	0	1	.000
8	Hemmings, Ella	35	0	0.00	0	0	.000
13	Froehlich, AC	4	0	0.00	0	0	.000

Kill (by K)

#	Player	S	K	K/S
5	Robinson, Jurnee	41	172	4.20
23	Demps, Jade	41	101	2.46
11	Anwusi, Anita	41	90	2.20
9	Dotson, Sanaa	35	75	2.14
4	Lee, Angie	25	32	1.28
22	Waak, Maddie	41	20	0.49
2	Flickinger, Paige	27	17	0.63
1	Hill, Samarah	8	10	1.25
12	Williams, Alia	16	10	0.63
16	Echter, Ellie	1	1	1.00
10	Carmichael, Erin	35	0	0.00
29	Mitter, Emily	4	0	0.00
6	Martin, Madison	1	0	0.00
7	Anderson, Bri	26	0	0.00
8	Hemmings, Ella	35	0	0.00
13	Froehlich, AC	4	0	0.00

Set (by A/S)

#	Player	S	A	A/S	TA	PCT
22	Waak, Maddie	41	395	9.63	999	.390
29	Mitter, Emily	4	14	3.50	48	.292
10	Carmichael, Erin	35	44	1.26	118	.373
23	Demps, Jade	41	15	0.37	37	.405
8	Hemmings, Ella	35	7	0.20	31	.161
7	Anderson, Bri	26	4	0.15	27	.111
1	Hill, Samarah	8	1	0.13	5	.200
9	Dotson, Sanaa	35	4	0.11	23	.087
2	Flickinger, Paige	27	3	0.11	7	.429
12	Williams, Alia	16	1	0.06	2	.500
5	Robinson, Jurnee	41	2	0.05	23	.087
11	Anwusi, Anita	41	2	0.05	11	.182
4	Lee, Angie	25	0	0.00	4	-.250
16	Echter, Ellie	1	0	0.00	0	.000
6	Martin, Madison	1	0	0.00	0	.000
13	Froehlich, AC	4	0	0.00	0	.000

Serve (by SA/S)

#	Player	S	SA	SE	SA/S	TA	PCT
22	Waak, Maddie	41	13	14	0.32	174	.920
10	Carmichael, Erin	35	11	18	0.31	136	.868
8	Hemmings, Ella	35	10	6	0.29	124	.952
29	Mitter, Emily	4	1	1	0.25	12	.917
13	Froehlich, AC	4	1	1	0.25	12	.917
23	Demps, Jade	41	8	12	0.20	130	.908
2	Flickinger, Paige	27	4	5	0.15	76	.934
9	Dotson, Sanaa	35	5	9	0.14	64	.859
5	Robinson, Jurnee	41	5	21	0.12	111	.811
12	Williams, Alia	16	1	2	0.06	7	.714
7	Anderson, Bri	26	0	9	0.00	38	.763
1	Hill, Samarah	8	0	0	0.00	5	1.000
11	Anwusi, Anita	41	0	1	0.00	2	.500
4	Lee, Angie	25	0	0	0.00	0	.000
16	Echter, Ellie	1	0	0	0.00	1	1.000
6	Martin, Madison	1	0	0	0.00	0	.000

2023 CATEGORY LEADERS

Block (by BLK/S)

#	Player	S	BS	BA	TOTAL	BLK/S
4	Lee, Angie	25	3	22	25.0	1.00
11	Anwusi, Anita	41	3	26	29.0	0.71
12	Williams, Alia	16	2	9	11.0	0.69
5	Robinson, Jurnee	41	5	19	24.0	0.59
23	Demps, Jade	41	1	18	19.0	0.46
9	Dotson, Sanaa	35	1	9	10.0	0.29
1	Hill, Samarah	8	0	2	2.0	0.25
22	Waak, Maddie	41	1	9	10.0	0.24
2	Flickinger, Paige	27	2	0	2.0	0.07
10	Carmichael, Erin	35	0	0	0.0	0.00
8	Hemmings, Ella	35	0	0	0.0	0.00
29	Mitter, Emily	4	0	0	0.0	0.00
13	Froehlich, AC	4	0	0	0.0	0.00
7	Anderson, Bri	26	0	0	0.0	0.00
16	Echter, Ellie	1	0	0	0.0	0.00
6	Martin, Madison	1	0	0	0.0	0.00

Defense (by DIG/S)

#	Player	S	DIG	DIG/S	BHE
10	Carmichael, Erin	35	98	2.80	0
22	Waak, Maddie	41	95	2.32	4
23	Demps, Jade	41	94	2.29	1
7	Anderson, Bri	26	53	2.04	0
2	Flickinger, Paige	27	49	1.81	0
5	Robinson, Jurnee	41	52	1.27	1
1	Hill, Samarah	8	8	1.00	0
13	Froehlich, AC	4	4	1.00	0
9	Dotson, Sanaa	35	31	0.89	0
29	Mitter, Emily	4	3	0.75	0
12	Williams, Alia	16	6	0.38	0
8	Hemmings, Ella	35	13	0.37	0
4	Lee, Angie	25	7	0.28	0
11	Anwusi, Anita	41	11	0.27	0
16	Echter, Ellie	1	0	0.00	0
6	Martin, Madison	1	0	0.00	0

Points (by POINTS/S)

#	Player	S	POINTS	POINTS/S
5	Robinson, Jurnee	41	191.5	4.67
23	Demps, Jade	41	119.0	2.90
11	Anwusi, Anita	41	106.0	2.59
9	Dotson, Sanaa	35	85.5	2.44
4	Lee, Angie	25	46.0	1.84
1	Hill, Samarah	8	11.0	1.38
12	Williams, Alia	16	17.5	1.09
16	Echter, Ellie	1	1.0	1.00
22	Waak, Maddie	41	38.5	0.94
2	Flickinger, Paige	27	23.0	0.85
10	Carmichael, Erin	35	11.0	0.31
8	Hemmings, Ella	35	10.0	0.29
13	Froehlich, AC	4	1.0	0.25
29	Mitter, Emily	4	1.0	0.25
7	Anderson, Bri	26	0.0	0.00
6	Martin, Madison	1	0.0	0.00

Receptions (by PCT)

#	Player	S	RE	RE/S	TA	PCT
11	Anwusi, Anita	41	0	0.00	4	1.000
4	Lee, Angie	25	0	0.00	1	1.000
16	Echter, Ellie	1	0	0.00	1	1.000
22	Waak, Maddie	41	0	0.00	2	1.000
29	Mitter, Emily	4	0	0.00	1	1.000
2	Flickinger, Paige	27	3	0.11	97	.969
7	Anderson, Bri	26	3	0.12	87	.966
10	Carmichael, Erin	35	7	0.20	202	.965
23	Demps, Jade	41	6	0.15	125	.952
1	Hill, Samarah	8	1	0.13	20	.950
9	Dotson, Sanaa	35	5	0.14	98	.949
5	Robinson, Jurnee	41	9	0.22	120	.925
12	Williams, Alia	16	0	0.00	0	.000
8	Hemmings, Ella	35	0	0.00	0	.000
13	Froehlich, AC	4	0	0.00	0	.000
6	Martin, Madison	1	0	0.00	0	.000
TM	TEAM	-	8	0.20	-	-

INDIVIDUAL CAREER DOUBLE-DOUBLES

ERIN CARMICHAEL [2]

11/13/22 10 assists, 15 digs at Austin Peay*
9/6/23 10 assists, 10 digs vs. UL-Lafayette

JADE DEMPS [4]

11/19/21 12 kills, 14 digs vs. Michigan State*
 11/21/21 18 kills, 16 digs at Minnesota*
8/25/23 14 kills, 10 digs vs. UCLA
9/6/23 15 kills, 10 digs vs. UL-Lafayette

SANAA DOTSON [11]

3/26/21 13 kills, 12 digs vs. TCU*
 3/27/21 26 kills, 12 digs vs. TCU*
 8/26/22 15 kills, 11 digs vs. Samford
 9/3/22 13 kills, 15 digs vs. No. 21 Penn St.
 9/21/22 20 kills, 12 digs vs. No. 20 Arkansas
 10/1/22 16 kills, 13 digs vs. Ole Miss
 10/5/22 22 kills, 13 digs vs. Auburn
 10/8/22 15 kills, 10 digs at No. 15 Florida
 10/19/22 18 kills, 14 digs at Alabama
 10/30/22 18 kills, 12 digs vs. Mississippi St.
 12/2/22 16 kills, 18 digs vs. Hawai'i

PAIGE FLICKINGER [17]

10/22/20 11 kills, 12 digs vs. Mississippi St.
 11/15/20 10 kills, 16 digs at Alabama
 1/29/21 11 kills, 23 digs at Missouri
 1/30/21 14 kills, 12 digs at Missouri
 2/28/21 11 kills, 13 digs vs. Ole Miss
 3/13/21 10 kills, 15 digs vs. South Carolina
 3/20/21 14 kills, 21 digs vs. Georgia
 9/21/22 15 kills, 17 digs vs. No. 20 Arkansas
 9/24/22 14 kills, 14 digs at No. 15 Kentucky
 10/5/22 11 kills, 11 digs vs. Auburn
 10/9/22 15 kills, 12 digs at No. 15 Florida
 10/19/22 16 kills, 13 digs at Alabama
 10/29/22 17 kills, 14 digs vs. Mississippi St.
 11/12/22 16 kills, 19 digs at Missouri
 11/16/22 13 kills, 10 digs at Texas A&M
 11/26/22 11 kills, 10 digs vs. Georgia
 12/2/22 11 kills, 10 digs vs. Hawai'i

SAMARAH HILL [7]

8/31/19 11 kills, 16 digs vs. Arizona St.
 9/8/19 18 kills, 11 digs at Iowa St.
 11/3/19 17 kills, 15 digs vs. Mississippi St.
 11/6/19 12 kills, 14 digs vs. Auburn
 10/18/20 12 kills, 14 digs at Texas A&M
 10/21/20 10 kills, 12 digs vs. Mississippi St.
 10/22/20 11 kills, 12 digs vs. Mississippi St.

EMILY MITTER [29]

9/7/19 27 assists, 16 digs at N.C. Central*
 9/13/19 18 assists, 12 digs vs. North Dakota*
 9/14/19 12 assists, 10 digs vs. The Citadel*
 9/20/19 15 assists, 10 digs vs. UMBC*
 9/21/19 20 assists, 11 digs vs. Oakland*
 10/26/19 10 assists, 14 digs vs. Hampton*
 11/15/19 23 assists, 11 digs at UNC Asheville*
 2/28/21 18 assists, 15 digs at Winthrop*
 3/11/21 17 assists, 11 digs at Gardner-Webb*
 4/2/21 16 assists, 10 digs vs. Radford*
 9/10/21 26 assists, 11 digs vs. Florida A&M*
 9/11/21 28 assists, 13 digs vs. Davidson*
 9/17/21 27 assists, 14 digs vs. UNC Greensboro*
 9/25/21 14 assists, 10 digs at Presbyterian*
 10/8/21 25 assists, 12 digs at High Point*
 10/9/21 18 assists, 15 digs at N.C. A&T*
 10/12/21 14 assists, 12 digs vs. Winthrop*
 10/19/21 24 assists, 11 digs at Hampton*
 10/29/21 26 assists, 16 digs vs. N.C. A&T*
 11/5/21 25 assists, 11 digs at USC Upstate*
 11/21/21 23 assists, 13 digs at High Point*
 9/30/22 24 assists, 15 digs vs. Presbyterian*
 10/6/22 16 assists, 10 digs at Radford*
 10/8/22 25 assists, 15 digs vs. High Point*
 10/20/22 27 assists, 10 digs vs. Charleston Southern*
 10/21/22 32 assists, 11 digs vs. Gardner-Webb*
 11/3/22 23 assists, 13 digs at High Point*
 11/5/22 36 assists, 14 digs vs. Radford*
 11/20/22 16 assists, 14 digs vs. High Point*

JURNEE ROBINSON [1]

8/26/23 23 kills, 10 digs vs. UCLA

MADDIE WAAK [6]

10/19/22 39 assists, 10 digs at Alabama
 10/29/22 21 assists, 12 digs vs. Mississippi St.
 10/30/22 21 assists, 17 digs vs. Mississippi St.
8/25/23 51 assists, 11 digs vs. UCLA
9/6/23 42 assists, 20 digs vs. UL-Lafayette
9/17/23 25 assists, 14 digs at SMU

Bold indicates double-doubles this season

* Carmichael's double-double at Jacksonville State

* Demps' double-doubles at Wisconsin

* Dotson's double-doubles at Oklahoma

* Mitter's double-doubles at Campbell

TIGER FINDINGS: PLAYER FACTS

BRI ANDERSON SERVING SONG: Big 7 - Burna Boy

Aspires to be a dentist...is an avid reader...if she could, she would love to meet Ida B. Wells or Henritetta Lacks...favorite type of animals are wolves...father Neal Anderson played college football at Florida and professional football with the Chicago Bears.

ANITA ANWUSI SERVING SONG: Did It On Em - Nicki Minaj

Desires an occupation as a pediatric physical therapist...the top item on her bucket list is to meet Nicki Minaj...her favorite type of animals are dolphins and koala bears...one interesting fact about her is that she can crochet...was selected to the 2023 Women's Collegiate National Team.

MACKENZIE BOYER SERVING SONG: Life Goes On - Lil Baby

Wants a career in media marketing...Would love to live in Europe...desired to be on TV...would have loved to meet Amelia Earhart who is the first woman to fly solo across the Atlantic Ocean...before playing volleyball, Boyer was a swimmer...father, Brad Boyer played basketball at Air Force.

ERIN CARMICHAEL SERVING SONG: Doses and Mimosas - Cherub

Wants to work as a medical sales representative...would have liked to meet Kobe Bryant...has a twin sister named Elise who played volleyball at Tusculum University as a setter...two-time Ohio Valley Conference Champion at Jacksonville State.

JADE DEMPS SERVING SONG: Pump It - Black Eyed Peas

Wants to be a veterinarian...attended Broughton High School in North Carolina, the same high school as Pete Maravich...surprisingly on her bucket list, she wants to steal the Declaration of Independence (inspired by movie National Treasure?)...wants to meet the comedy duo Rhett and Link...the Golden Tiger is her favorite animal...was a member of Wisconsin's 2021 National Championship team...mother Keisha Demps and father Thomas Demps III played volleyball and football at Arizona.

SANAA DOTSON SERVING SONG: Southside - Lil Keke

Aspires to be a sports public relations representative or sports analyst...secretly, she wants to be an actress...bucket list items include learning how to ski, learning how to do a backflip, and meeting Drake...transferred from Oklahoma for the 2021 season...father Santana Dotson played 11 years as a defensive tackle in the NFL and won Super Bowl XXXI with the Green Bay Packers.

ELLIE ECHTER SERVING SONG: Run This Town - Jay-Z

Wants to explore the business world and live anywhere in Texas...desires to visit the Wonders of the World and travel to the Alafi Coast...if she could, she would meet Elvis Presley...use to play in a trash can band in 4th and 5th grade.

PAIGE FLICKINGER SERVING SONG: Superhero - Metro Boomin

Aspires to work as a cyber security analyst...as a person fascinated by the tech world, would have loved to speak to Steve Jobs first hand and hear his journey on creating Apple.

AC FROELICH SERVING SONG: The Show Goes On - Lupe Fiasco

Another aspiring veterinarian...would like to meet Taylor Swift...is the only Louisiana native on the team...was a member of St. Thomas Moore High School 2022 State Championship team.

ELLA HEMMINGS SERVING SONG: Superhero - Metro Boomin

Wants to live in New Zealand or Greece...would love to meet Rihanna...favorite type of animal is an elephant...does not like many fruit aside from grapes and apples.

SAMARAH HILL SERVING SONG: No Flockin - Kodak Black

Desires to work in HR for a corporate company...wants to meet Australian actor Jacob Elordi...use to be a competitive cheerleader...returned to the floor in 2022 after suffering two injuries that kept her out of the lineup since 2020...both parents, Sarah and Isaac Hill, ran track at Arkansas State.

ANGIE LEE SERVING SONG: Pardon Me - Lil Yachty, Future

Wants to be a software engineer or software developer at a space station...her favorite snack is brownie brittle...wants to learn how to swim but don't ask her to jump off the diving board, she has a fear of heights...helped lead Farmersville High School in Texas to a 2022 Area Championship title.

MADISON MARTIN SERVING SONG: Til I Collapse - Eminem

Aspires to become a doctor specializing in oncology or dermatology...currently celebrating her mother's eight-year cancer free anniversary...she use to travel the country and compete in synchronized swimming...is also a spanish minor.

EMILY MITTER SERVING SONG: Drowning - A Boogie Wit Da Hoodie

Wants a career as a marine conservationist...would love to meet freediver and model Ocean Ramsey...top item on her bucket list is to freedive with sharks which is her favorite type of fish or elasmobranch...father Todd Mitter played and coached baseball at Illinois.

ALEXIS ROBERSON SERVING SONG: Bottoms Up - Trey Songz

Pursing a career as a market research analyst...has spent a full year in Louisiana and still has eating an oyster on her bucket list...desires to stay awake for a full 24 hours...wants to meet Michele Obama...has a sock collection.

JURNEE ROBINSON SERVING SONG: Fish Scale - NBA Youngboy

Wants to own her own business surrounding athletic wear...loves to be around toddlers...favorite type of animals are dolphins...wants to meet Beyonce...led Mauldin High School to a 2022 South Carolina state title and tabbed the 2022 Best Player in South Carolina by MaxPrep...father, Jonathan Robinson played football at Presbyterian College.

MIKA ROME SERVING SONG: Dance The Night - Dua Lipa

Has an interest in engineering new medicine...from Israel and played for the Israeli National Team...has also served in the Israeli Defense Forces...favorite type of animal is a Tiger...her brother Segev is the Israeli Junior Champion in squash.

MADDIE WAAK SERVING SONG: Shoota - Playboi Carti

Wants to be a political analysts...would have liked to meet Franklin D. Roosevelt...desires to visit Spain...father Nick Waak played baseball at Lassen JC and Centenary College; drafted by the Cleveland Indians in 1997...mother played softball at Centenary College.

ALIA WILLIAMS SERVING SONG: It Was A Good Day - Ice Cube

Wants to be a marketing manager...would like to meet Serena Williams...has a hairless cat...father Fred Williams played basketball at Louisiana College.

BRI ZAMORA SERVING SONG: It Was A Good Day - Ice Cube

Wants to be an orthopedic surgeon or biomedical engineer...would like to meet John Wooden and Valerie Kondos Field...had a three-month figure skating career...wants to see the northern lights and climb a mountain.



MACKENZIE BOYER

0

Middle Blocker · 6-3 · Freshman · HS · Austin, Texas (Vandegrift HS)

SEASON HIGHS

Kills	NA
Attacks	NA
Hit % (Min. 10 att)	NA
Assists	NA
Aces	NA
Digs	NA
Total Blocks	NA
Block Solos	NA
Block Assists	NA

CAREER HIGHS

Kills	NA
Attacks	NA
Hit % (Min. 10 att)	NA
Assists	NA
Aces	NA
Digs	NA
Total Blocks	NA
Block Solos	NA
Block Assists	NA

[Complete bio](#)

Freshman Season (2023)

- Ranked No. 29 in the state of Texas in 2021 with 132 total blocks.
- Helped Vandegrift win its district in 2021 with a 39-10 record and placed 5th in the State Tournament.

2023 SEASON MATCH-BY-MATCH

BOYER'S CAREER STATS



SAMARAH HILL

1

Outside Hitter • 6-1 • Graduate • 3L • Oviedo, Fla. (Trinity Prep School)

SEASON HIGHS

Kills	4 at No. 22 Kentucky (09/22/23)
Attacks	12 at No. 22 Kentucky (09/22/23)
Hit % (Min. 10 att)	.250 at No. 22 Kentucky (09/22/23)
Assists	1 vs. UCLA (08/26/23)
Aces	NA
Digs	3 at No. 22 Kentucky (09/22/23)
Total Blocks	1 vs. Southeastern La. (09/10/23) at No. 20 Creighton (09/02/23)
Block Solos	NA
Block Assists	1 at No. 20 Creighton (09/02/23)

CAREER HIGHS

Kills	20 vs. Texas A&M (11/10/19)
Attacks	56 at Iowa St. (09/08/19)
Assists	4 at Milwaukee (09/09/22)
Hit % (Min. 10 att)	.524 vs. Ole Miss (09/30/22)
Aces	5 vs. Alabama (10/18/19)
Digs	18 vs. Florida (10/20/19)
Total Blocks	5 at Alabama (11/24/19)
Block Solos	3 at Alabama (11/24/19)
Block Assists	4, Four times

Complete bio

Graduate Season (2023)

- Returned to the floor in 2022 after suffering a shoulder injury (2020) and achilles injury (2021).
- Averaged 2.16 points per set last season behind 119 kills, 20 blocks and four aces.
- Was a 2019 SEC All-Freshman Team Selection.

2023 SEASON MATCH-BY-MATCH

		Attack					Set			Serve			Recept			Blocking					Team				
Date	Opponent	SP	K	E	TA	PCT	A	TA	PCT	SA	SE	TA	PCT	RE	TA	PCT	DIG	BS	BA	BE	TOTAL	BHE	POINTS	HIT%	SCORE
08/26/2023	UCLA	1	0	0	2	.000	1	2	.500	0	0	1	1.000	0	6	1.000	2	0	0	0	0.0	0	0.0	.196	2-3
09/02/2023	at Creighton	2	3	1	9	.222	0	1	.000	0	0	0	.000	0	0	.000	1	0	1	1	1.0	0	3.5	.171	0-3
09/03/2023	vs Ball St.	1	1	1	4	.000	0	0	.000	0	0	0	.000	0	0	.000	0	0	0	0	0.0	0	1.0	.266	3-1
09/10/2023	Southeastern La.	1	2	0	2	1.000	0	0	.000	0	0	1	1.000	0	3	1.000	2	0	1	0	1.0	0	2.5	.271	1-3
09/22/2023	at Kentucky	3	4	1	12	.250	0	2	.000	0	0	3	1.000	1	11	.909	3	0	0	0	0.0	0	4.0	.135	1-3
Totals		8	10	3	29	.241	1	5	.200	0	0	5	1.000	1	20	.950	8	0	2	1	2.0	0	11.0		

Player Averages

Sets Played	Kills per set	Assists per set	Service aces per set	Digs per set	Blocks per set	Points per set
8	1.25	0.13	0.00	1.00	0.25	1.38

HILL'S CAREER STATS

SEASON	TEAM	SM-MP	K	K/S	E	TA	PCT	A	A/S	SA	SA/S	SE	DIG	D/S	RE	BS	BA	TB	B/S	BE	BHE	PTS	PTS/S
2019-20	LSU	101-28	262	2.59	92	804	.211	15	0.15	15	0.15	28	243	2.41	26	12	31	43	0.43	6	0	304.5	3.01
2020-21	LSU	16-4	41	2.56	19	125	.176	1	0.06	7	0.44	4	45	2.81	3	1	7	8	0.50	0	0	52.5	3.28
2022-23	LSU	62-22	119	1.92	49	370	.189	6	0.10	4	0.06	5	68	1.10	13	2	18	20	0.32	4	0	134.0	2.16
2023-24	LSU	8-5	10	1.25	3	29	.241	1	0.13	0	0.00	0	8	1.00	1	0	2	2	0.25	1	0	11.0	1.38
TOTAL		187 - 59	432	2.31	163	1328	.203	23	0.12	26	0.14	37	364	1.95	43	15	58	73	0.39	11	0	502.0	2.68



PAIGE FLICKINGER

2

Outside Hitter • 5-9 • Senior • 3L • Roanoke, Texas (Byron Nelson HS)

SEASON HIGHS

Kills	8 vs. Ball State (09/03/23)
Attacks	22 vs. Ball State (09/03/23)
Hit % (Min. 10 att)	.227 vs. Ball State (09/03/23)
Assists	3 vs. Texas Tech (09/16/23)
Aces	2 vs. Ball State (09/03/23)
Digs	13 vs. Ball State (09/03/23)
Total Blocks	1 vs. Ball State (09/03/23) at No. 20 Creighton (09/02/23)
Block Solos	1 vs. Ball State (09/03/23) at No. 20 Creighton (09/02/23)
Block Assists	NA

CAREER HIGHS

Kills	20 vs. Ole Miss (02/27/21)
Attacks	57 at Aabama (10/19/22)
Hit % (Min. 10 att)	.524 vs. Troy (09/02/22)
Assists	3, Three Times
Aces	5 at Auburn (10/29/21)
Digs	23 at Missouri (01/29/21)
Total Blocks	4 at Alabama (10/19/22)
Block Solos	2 at No. 15 Kentucky (09/24/22) at No. 17 Missouri (01/29/21)
Block Assists	4 at Alabama (10/19/22)

Complete bio

Senior Season (2023)

- Made first start of 2023 vs. Ball State (Sept. 3) and recorded eight kills, a team-high 13 digs, and two aces.
- Was second on the team in 2022 with 252 kills (2.65/set).
- Added 25 blocks and 21 aces last season.
- Was a 2020-21 All-SEC Freshman Team selection.

2023 SEASON MATCH-BY-MATCH

Date	Opponent	SP	Attack				Set		Serve			Recept			Blocking					Team					
			K	E	TA	PCT	A	TA	PCT	SA	SE	TA	PCT	RE	TA	PCT	DIG	BS	BA	BE	TOTAL	BHE	POINTS	HIT%	SCORE
09/02/2023	at Creighton	2	2	2	12	.000	0	1	.000	0	1	5	.800	0	2	1.000	1	1	0	0	1.0	0	3.0	.171	0-3
09/03/2023	vs Ball St.	*4	8	3	22	.227	0	0	.000	2	1	13	.923	1	14	.929	13	1	0	0	1.0	0	11.0	.266	3-1
09/06/2023	Louisiana	*4	4	3	18	.056	0	1	.000	1	1	13	.923	0	7	1.000	6	0	0	1	0.0	0	5.0	.271	3-1
09/10/2023	Southeastern La.	*4	1	0	6	.167	0	1	.000	0	1	12	.917	1	29	.966	10	0	0	0	0.0	0	1.0	.271	1-3
09/15/2023	vs A&M-Corpus Christi	*3	0	0	0	.000	0	0	.000	1	0	10	1.000	0	9	1.000	4	0	0	0	0.0	0	1.0	.321	3-0
09/16/2023	vs Texas Tech	*3	1	1	3	.000	3	4	.750	0	0	9	1.000	0	9	1.000	7	0	0	0	0.0	0	1.0	.324	3-0
09/17/2023	at SMU	3	0	0	0	.000	0	0	.000	0	0	8	1.000	1	14	.929	4	0	0	0	0.0	0	0.0	.200	0-3
09/22/2023	at Kentucky	*4	1	1	6	.000	0	0	.000	0	1	6	.833	0	13	1.000	4	0	0	0	0.0	0	1.0	.135	1-3
Totals		27	17	10	67	.104	3	7	.429	4	5	76	.934	3	97	.969	49	2	0	1	2.0	0	23.0		

Player Averages

Sets Played	Kills per set	Assists per set	Service aces per set	Digs per set	Blocks per set	Points per set
27	0.63	0.11	0.15	1.81	0.07	0.85

FLICKINGER'S CAREER STATS

SEASON	TEAM	SM-MP	K	K/S	E	TA	PCT	A	A/S	SA	SA/S	SE	DIG	D/S	RE	BS	BA	TB	B/S	BE	BHE	PTS	PTS/S
2020-21	LSU	86-22	195	2.27	88	605	.177	22	0.26	20	0.23	22	240	2.79	23	4	18	22	0.26	1	0	228.0	2.65
2021-22	LSU	54-14	33	0.61	8	97	.258	4	0.07	15	0.28	16	77	1.43	7	0	2	2	0.04	1	0	49.0	0.91
2022-23	LSU	95-26	252	2.65	116	827	.164	21	0.22	20	0.21	27	242	2.55	18	4	21	25	0.26	2	0	286.5	3.02
2023-24	LSU	27-8	17	0.63	10	67	.104	3	0.11	4	0.15	5	49	1.81	3	2	0	2	0.07	1	0	23.0	0.85
TOTAL		262 - 70	497	1.90	222	1596	.172	50	0.19	59	0.23	70	608	2.32	51	10	41	51	0.19	5	0	586.5	2.24



ANGIE LEE

4

Middle Blocker • 6-2 • Freshman • HS • Long Island, N.Y. (Farmersville HS)

SEASON HIGHS

Kills	7 vs. A&M-Corpus Christi (09/15/23)
Attacks	15 vs. Ball State (09/03/23)
Hit % (Min. 10 att)	.385 vs. A&M-Corpus Christi (09/15/23)
Assists	NA
Aces	NA
Digs	2 at No. 22 Kentucky (09/22/23) vs. Ball State (09/03/23)
Total Blocks	6 at No. 22 Kentucky (09/22/23) vs. Ball State (09/03/23)
Block Solos	1, Three Times
Block Assists	6 vs. Ball State (09/03/23)

CAREER HIGHS

Kills	7 vs. A&M-Corpus Christi (09/15/23)
Attacks	15 vs. Ball State (09/03/23)
Hit % (Min. 10 att)	.385 vs. A&M-Corpus Christi (09/15/23)
Assists	NA
Aces	NA
Digs	2 at No. 22 Kentucky (09/22/23) vs. Ball State (09/03/23)
Total Blocks	6 at No. 22 Kentucky (09/22/23) vs. Ball State (09/03/23)
Block Solos	1, Three Times
Block Assists	6 vs. Ball State (09/03/23)

Complete bio

Freshman Season (2023)

- Leads the team with 1.00 kills per set and 25 total blocks since entering the linupe on Sept. 6.
- Logged a season-high seven kills vs. A&M-Corpus Christi (Sept. 15) and hit .714 at SMU on Sept. 17 (5-0-7).
- Registered four kills and a team-high six blocks in her collegiate debut vs. Ball State (Sept. 3).
- Led Farmersville High School to a 2022 Area Championship title.
- Was the 2021-22 District MVP and 2020-21 Defensive Player of the Year.
- Set a program record in high school with a .433 hitting percentage.

2023 SEASON MATCH-BY-MATCH

Date	Opponent	SP	Attack				Set		Serve				Recept		Blocking				Team						
			K	E	TA	PCT	A	TA	PCT	SA	SE	TA	PCT	RE	TA	PCT	DIG	BS	BA	BE	TOTAL	BHE	POINTS	HIT%	SCORE
09/03/2023	vs Ball St.	*4	4	5	15	.067	0	0	.000	0	0	0	.000	0	0	.000	2	0	6	0	6.0	0	7.0	.266	3-1
09/06/2023	Louisiana	*4	5	1	9	.444	0	0	.000	0	0	0	.000	0	0	.000	1	1	3	0	4.0	0	7.5	.271	3-1
09/10/2023	Southeastern La.	*4	3	2	14	.071	0	0	.000	0	0	0	.000	0	0	.000	0	0	5	1	5.0	0	5.5	.271	1-3
09/15/2023	vs A&M-Corpus Christi	*3	7	2	13	.385	0	3	.000	0	0	0	.000	0	0	.000	1	0	1	0	1.0	0	7.5	.321	3-0
09/16/2023	vs Texas Tech	*3	5	1	12	.333	0	0	.000	0	0	0	.000	0	0	.000	1	0	2	1	2.0	0	6.0	.324	3-0
09/17/2023	at SMU	*3	5	0	7	.714	0	1	.000	0	0	0	.000	0	1	1.000	0	1	0	0	1.0	0	6.0	.200	0-3
09/22/2023	at Kentucky	*4	3	2	12	.083	0	0	.000	0	0	0	.000	0	0	.000	2	1	5	0	6.0	0	6.5	.135	1-3
Totals		25	32	13	82	.232	0	4	.000	0	0	0	.000	0	1	1.000	7	3	22	2	25.0	0	46.0		

Player Averages

Sets Played	Kills per set	Assists per set	Service aces per set	Digs per set	Blocks per set	Points per set
25	1.28	0.00	0.00	0.28	1.00	1.84

LEE'S CAREER STATS

SEASON	TEAM	SM-MP	K	K/S	E	TA	PCT	A	A/S	SA	SA/S	SE	DIG	D/S	RE	BS	BA	TB	B/S	BE	BHE	PTS	PTS/S
2023-24	LSU	25-7	32	1.28	13	82	.232	0	0.00	0	0.00	0	7	0.28	0	3	22	25	1.00	2	0	46.0	1.84
TOTAL		25 - 7	32	1.28	13	82	.232	0	0.00	0	0.00	0	7	0.28	0	3	22	25	1.00	2	0	46.0	1.84



JURNEE ROBINSON

5

Outside Hitter • 6-1 • Freshman • HS • Simpsonville, S.C. (Mauldin HS)

SEASON HIGHS

Kills	23 vs. UCLA (08/26/23) vs. UCLA (08/25/23)
Attacks	47, Three Times
Hit % (Min. 10 att)	.552 vs. Texas Tech (09/16/23)
Assists	1 vs. Texas Tech (09/16/23) vs. UCLA (08/26/23)
Aces	2 vs. Ball State (09/03/23)
Digs	10 vs. UCLA (08/26/23)
Total Blocks	5 at No. 22 Kentucky (09/22/23)
Block Solos	1, Five Times
Block Assists	4 at No. 22 Kentucky (09/22/23)

CAREER HIGHS

Kills	23 vs. UCLA (08/26/23) vs. UCLA (08/25/23)
Attacks	47, Three Times
Hit % (Min. 10 att)	.552 vs. Texas Tech (09/16/23)
Assists	1 vs. Texas Tech (09/16/23) vs. UCLA (08/26/23)
Aces	2 vs. Ball State (09/03/23)
Digs	10 vs. UCLA (08/26/23)
Total Blocks	5 at No. 22 Kentucky (09/22/23)
Block Solos	1, Five Times
Block Assists	4 at No. 22 Kentucky (09/22/23)

Complete bio

Freshman Season (2023)

- Leads the SEC with 4.20 kills per set and 4.67 points per set. Leads NCAA Division I freshmen in kills per set.
- Hit a season-high .552 behind 18 kills vs. Texas Tech (Sept. 16).
- Tabbed SEC Freshman of the Week (Aug. 28) after opening weekend.
- Logged consectuive 23-kill performances in her first two collegiate matches. Has three 20-plus kill matches.
- Turned in first career double-double with 23 kills and 10 digs vs. UCLA (Aug. 26).
- Named to the USA Volleyball NDTP roster.
- Was named the 2022 Best Player in South Carolina by MaxPrep.

2023 SEASON MATCH-BY-MATCH

		Attack				Set			Serve				Recept			Blocking				Team				
Date	Opponent	SP	K	E	TA	PCT	A	TA	PCT	SA	SE	TA	PCT	RE	TA	PCT	DIG	BS	BA	BE	TOTAL	BHE	POINTS	HIT% SCORE
08/25/2023	UCLA	*5	23	6	47	.362	0	4	.000	1	2	13	.846	1	17	.941	6	1	2	0	3.0	0	26.0	.314 3-2
08/26/2023	UCLA	*5	23	10	47	.277	1	5	.200	0	2	11	.818	1	26	.962	10	0	2	0	2.0	1	24.0	.196 2-3
09/01/2023	vs UNI	*3	14	6	38	.211	0	2	.000	0	1	7	.857	1	14	.929	7	0	1	1	1.0	0	14.5	.304 0-3
09/02/2023	at Creighton	*3	12	4	33	.242	0	2	.000	0	1	7	.857	0	19	1.000	6	0	3	1	3.0	0	13.5	.171 0-3
09/03/2023	vs Ball St.	*4	17	6	37	.297	0	1	.000	2	5	10	.500	3	10	.700	3	1	3	1	4.0	0	21.5	.266 3-1
09/06/2023	Louisiana	*4	11	4	20	.350	0	2	.000	1	1	14	.929	0	2	1.000	1	1	0	1	1.0	0	13.0	.271 3-1
09/10/2023	Southeastern La.	*4	22	5	47	.362	0	3	.000	1	3	20	.850	0	1	1.000	4	0	1	1	1.0	0	23.5	.271 1-3
09/15/2023	vs A&M-Corpus Christi	*3	8	2	17	.353	0	0	.000	0	0	0	.000	1	4	.750	1	1	1	2	2.0	0	9.5	.321 3-0
09/16/2023	vs Texas Tech	*3	18	2	29	.552	1	2	.500	0	3	8	.625	0	2	1.000	5	0	2	0	2.0	0	19.0	.324 3-0
09/17/2023	at SMU	3	11	5	24	.250	0	1	.000	0	2	9	.778	1	2	.500	2	0	0	0	0.0	0	11.0	.200 0-3
09/22/2023	at Kentucky	*4	13	9	44	.091	0	1	.000	0	1	12	.917	1	23	.957	7	1	4	0	5.0	0	16.0	.135 1-3
Totals		41	172	59	383	.295	2	23	.087	5	21	111	.811	9	120	.925	52	5	19	7	24.0	1	191.5	

Player Averages

Sets Played	Kills per set	Assists per set	Service aces per set	Digs per set	Blocks per set	Points per set
41	4.20	0.05	0.12	1.27	0.59	4.67

ROBINSON'S CAREER STATS

SEASON	TEAM	SM-MP	K	K/S	E	TA	PCT	A	A/S	SA	SA/S	SE	DIG	D/S	RE	BS	BA	TB	B/S	BE	BHE	PTS	PTS/S
2023-24	LSU	41-11	172	4.20	59	383	.295	2	0.05	5	0.12	21	52	1.27	9	5	19	24	0.59	7	1	191.5	4.67
TOTAL		41 - 11	172	4.20	59	383	.295	2	0.05	5	0.12	21	52	1.27	9	5	19	24	0.59	7	1	191.5	4.67



MADISON MARTIN

6

Defensive Specialist/Libero • 5-8 • Junior • 2L • Ormond Beach, Fla. (Mt. Carmel Academy)

SEASON HIGHS

Kills	NA
Attacks	NA
Hit % (Min. 10 att)	NA
Assists	NA
Aces	NA
Digs	NA
Total Blocks	NA
Block Solos	NA
Block Assists	NA

CAREER HIGHS

Kills	NA
Attacks	NA
Assists	1 at Ole Miss (11/12/21)
Hit % (Min. 10 att)	NA
Aces	3 vs. Sam Houston (09/11/21)
Digs	3 at Texas A&M (11/16/22)
Total Blocks	NA
Block Solos	NA
Block Assists	NA

Complete bio

Junior Season (2023)

- Logged three aces in a single match against Sam Houston State in 2021.
- Was named to the 2022 SEC Fall Academic Honor Roll.

2023 SEASON MATCH-BY-MATCH

			Attack				Set			Serve				Recept			Blocking				Team				
Date	Opponent	SP	K	E	TA	PCT	A	TA	PCT	SA	SE	TA	PCT	RE	TA	PCT	DIG	BS	BA	BE	TOTAL	BHE	POINTS	HIT%	SCORE
08/25/2023	UCLA	1	0	0	0	.000	0	0	.000	0	0	0	.000	0	0	.000	0	0	0	0	0.0	0	0.0	.314	3-2
Totals		1	0	0	0	.000	0	0	.000	0	0	0	.000	0	0	.000	0	0	0	0	0.0	0	0.0		

Player Averages

Sets Played	Kills per set	Assists per set	Service aces per set	Digs per set	Blocks per set	Points per set
1	0.00	0.00	0.00	0.00	0.00	0.00

MARTIN'S CAREER STATS

SEASON	TEAM	SM-MP	K	K/S	E	TA	PCT	A	A/S	SA	SA/S	SE	DIG	D/S	RE	BS	BA	TB	B/S	BE	BHE	PTS	PTS/S
2021-22	LSU	31-12	0	0.00	0	0	.000	1	0.03	3	0.10	2	7	0.23	0	0	0	0	0.00	0	0	3.0	0.10
2022-23	LSU	15-5	0	0.00	0	0	.000	0	0.00	1	0.07	1	6	0.40	0	0	0	0	0.00	0	0	1.0	0.07
2023-24	LSU	1-1	0	0.00	0	0	.000	0	0.00	0	0.00	0	0	0.00	0	0	0	0	0.00	0	0	0.0	0.00
TOTAL		47 - 18	0	0.00	0	0	.000	1	0.02	4	0.09	3	13	0.28	0	0	0	0	0.00	0	0	4.0	0.09



BRI ANDERSON

7

Outside Hitter/Defensive Specialist • 5-9 • Sophomore • 1L • Gainesville, Fla. (Buchholz HS)

SEASON HIGHS

Kills	NA
Attacks	1 vs. A&M-Corpus Christi (09/15/23)
Hit % (Min. 10 att)	NA
Assists	1, Four Times
Aces	NA
Digs	16 at No. 22 Kentucky (09/22/23)
Total Blocks	NA
Block Solos	NA
Block Assists	NA

CAREER HIGHS

Kills	NA
Attacks	1 vs. A&M-Corpus Christi (09/15/23)
Hit % (Min. 10 att)	NA
Assists	1, Five Times
Aces	2 vs. Samford (08/26/22)
Digs	16 at No. 22 Kentucky (09/22/23)
Total Blocks	NA
Block Solos	NA
Block Assists	NA

Complete bio

Sophomore Season (2023)

- Registered a career-high 16 digs at No. 22 Kentucky on Sept. 22.
- Totaled two aces in her collegiate debut against Samford in 2022.
- Listed on the 2022-23 SEC First-Year Honor Roll.
- Was the 2019 Gainesville Large School Player of the Year.
- Father, Neal Anderson played college football at Florida and in the NFL for the Chicago Bears.

2023 SEASON MATCH-BY-MATCH

Date	Opponent	Attack				Set			Serve			Recept			Blocking				Team						
		SP	K	E	TA	PCT	A	TA	PCT	SA	SE	TA	PCT	RE	TA	PCT	DIG	BS	BA	BE	TOTAL	BHE	POINTS	HIT%	SCORE
09/01/2023	vs UNI	2	0	0	0	.000	0	1	.000	0	1	7	.857	2	17	.882	7	0	0	0	0.0	0	0.0	.304	0-3
09/03/2023	vs Ball St.	3	0	0	0	.000	0	1	.000	0	0	0	.000	0	8	1.000	6	0	0	0	0.0	0	0.0	.266	3-1
09/06/2023	Louisiana	4	0	0	0	.000	1	2	.500	0	0	0	.000	0	13	1.000	6	0	0	0	0.0	0	0.0	.271	3-1
09/10/2023	Southeastern La.	4	0	0	0	.000	1	7	.143	0	0	0	.000	0	10	1.000	6	0	0	0	0.0	0	0.0	.271	1-3
09/15/2023	vs A&M-Corpus Christi	3	0	0	1	.000	1	1	1.000	0	2	8	.750	0	6	1.000	1	0	0	0	0.0	0	0.0	.321	3-0
09/16/2023	vs Texas Tech	3	0	0	0	.000	0	2	.000	0	2	2	.000	0	7	1.000	4	0	0	0	0.0	0	0.0	.324	3-0
09/17/2023	at SMU	*3	0	0	0	.000	1	3	.333	0	0	1	1.000	0	7	1.000	7	0	0	0	0.0	0	0.0	.200	0-3
09/22/2023	at Kentucky	4	0	0	0	.000	0	10	.000	0	4	20	.800	1	19	.947	16	0	0	0	0.0	0	0.0	.135	1-3
Totals		26	0	0	1	.000	4	27	.148	0	9	38	.763	3	87	.966	53	0	0	0	0.0	0	0.0		

Player Averages

Sets Played	Kills per set	Assists per set	Service aces per set	Digs per set	Blocks per set	Points per set
26	0.00	0.15	0.00	2.04	0.00	0.00

ANDERSON'S CAREER STATS

SEASON	TEAM	SM-MP	K	K/S	E	TA	PCT	A	A/S	SA	SA/S	SE	DIG	D/S	RE	BS	BA	TB	B/S	BE	BHE	PTS	PTS/S
2022-23	LSU	12-6	0	0.00	0	0	.000	1	0.08	4	0.33	6	2	0.17	0	0	0	0	0.00	0	0	4.0	0.33
2023-24	LSU	26-8	0	0.00	0	1	.000	4	0.15	0	0.00	9	53	2.04	3	0	0	0	0.00	0	0	0.0	0.00
TOTAL		38 - 14	0	0.00	0	1	.000	5	0.13	4	0.11	15	55	1.45	3	0	0	0	0.00	0	0	4.0	0.11



ELLA HEMMINGS

8

Defensive Specialist/Libero • 5-6 • Freshman • HS • Brownsburg, Ind. (Brownsburg HS)

SEASON HIGHS

Kills	NA
Attacks	NA
Hit % (Min. 10 att)	NA
Assists	2 vs. UCLA (08/25/23)
Aces	2 at No. 22 Kentucky (09/22/23) vs. UCLA (08/26/23)
Digs	2, Four Times
Total Blocks	NA
Block Solos	NA
Block Assists	NA

CAREER HIGHS

Kills	NA
Attacks	NA
Hit % (Min. 10 att)	NA
Assists	2 vs. UCLA (08/25/23)
Aces	2 at No. 22 Kentucky (09/22/23) vs. UCLA (08/26/23)
Digs	2, Four Times
Total Blocks	NA
Block Solos	NA
Block Assists	NA

Complete bio

Freshman Season (2023)

- Has 10 aces in 2023, including four matches with multiple aces.
- A four-year letterwinner for Brownsburg High School.
- Named Best Libero by Prep Volleyball.
- Totaled 1,943 career digs in high school and averaged 4.60 digs per set.

2023 SEASON MATCH-BY-MATCH

		Attack				Set			Serve				Recept			Blocking				Team				
Date	Opponent	SP	K	E	TA	PCT	A	TA	PCT	SA	SE	TA	PCT	RE	TA	PCT	DIG	BS	BA	BE	TOTAL	BHE	POINTS	HIT% SCORE
08/25/2023	UCLA	5	0	0	0	.000	2	5	.400	1	1	18	.944	0	0	.000	2	0	0	0	0.0	0	1.0	.314 3-2
08/26/2023	UCLA	5	0	0	0	.000	0	3	.000	2	0	14	1.000	0	0	.000	1	0	0	0	0.0	0	2.0	.196 2-3
09/01/2023	vs UNI	3	0	0	0	.000	1	4	.250	1	0	17	1.000	0	0	.000	1	0	0	0	0.0	0	1.0	.304 0-3
09/02/2023	at Creighton	2	0	0	0	.000	1	1	1.000	0	0	5	1.000	0	0	.000	1	0	0	0	0.0	0	0.0	.171 0-3
09/03/2023	vs Ball St.	3	0	0	0	.000	1	7	.143	1	1	14	.929	0	0	.000	2	0	0	0	0.0	0	1.0	.266 3-1
09/06/2023	Louisiana	4	0	0	0	.000	1	2	.500	1	0	11	1.000	0	0	.000	2	0	0	0	0.0	0	1.0	.271 3-1
09/15/2023	vs A&M-Corpus Christi	3	0	0	0	.000	0	3	.000	1	1	8	.875	0	0	.000	1	0	0	0	0.0	0	1.0	.321 3-0
09/16/2023	vs Texas Tech	3	0	0	0	.000	0	2	.000	0	2	14	.857	0	0	.000	2	0	0	0	0.0	0	0.0	.324 3-0
09/17/2023	at SMU	3	0	0	0	.000	0	3	.000	1	1	12	.917	0	0	.000	0	0	0	0	0.0	0	1.0	.200 0-3
09/22/2023	at Kentucky	4	0	0	0	.000	1	1	1.000	2	0	11	1.000	0	0	.000	1	0	0	0	0.0	0	2.0	.135 1-3
Totals		35	0	0	0	.000	7	31	.226	10	6	124	.952	0	0	.000	13	0	0	0	0.0	0	10.0	

Player Averages

Sets Played	Kills per set	Assists per set	Service aces per set	Digs per set	Blocks per set	Points per set
35	0.00	0.20	0.29	0.37	0.00	0.29

HEMMINGS' CAREER STATS

SEASON	TEAM	SM-MP	K	K/S	E	TA	PCT	A	A/S	SA	SA/S	SE	DIG	D/S	RE	BS	BA	TB	B/S	BE	BHE	PTS	PTS/S
2023-24	LSU	35-10	0	0.00	0	0	.000	7	0.20	10	0.29	6	13	0.37	0	0	0	0	0.00	0	0	10.0	0.29
TOTAL		35 - 10	0	0.00	0	0	.000	7	0.20	10	0.29	6	13	0.37	0	0	0	0	0.00	0	0	10.0	0.29



SANAA DOTSON

9

Outside Hitter • 6-0 • Graduate • 2L • Houston, Texas (Oklahoma)

SEASON HIGHS

Kills	12 vs. UCLA (08/26/23) vs. UCLA (08/25/23)
Attacks	33 vs. UCLA (08/26/23)
Hit % (Min. 10 att)	.333 vs. UNI (09/01/23)
Assists	2 vs. UCLA (08/26/23)
Aces	2 vs. UCLA (08/26/23) vs. UCLA (08/25/23)
Digs	9 vs. UCLA (08/26/23)
Total Blocks	2, Four Times
Block Solos	1 vs. UCLA (08/25/23)
Block Assists	2, Three Times

CAREER HIGHS

Kills	26 vs. TCU (03/27/21)*
Attacks	66 vs. Mississippi St. (10/29/22) No. 20 Arkansas (09/21/22)
Assists	2, Three Times
Hit % (Min. 10 att)	.581 vs. Alabama (09/25/21)
Aces	3, Four Times
Digs	18 vs. Hawai'i (12/2/22)
Total Blocks	7 vs. Troy (09/02/22)
Block Solos	1, 11 Times
Block Assists	7 vs. Troy (09/02/22)

* Played at Oklahoma

Complete bio

Graduate Season (2023)

- Is one kill shy of 1,000 career kills.
- Honored to the 2022 AVCA South All-Region team.
- Concluded 2022 season ranked No. 8 in the SEC with 3.66 kills per set and led the team with 25 aces.
- Had five 20-plus kill performances this season.
- Had nine double-double in 2022, including 16 kills and a career-high 18 digs in the NCAA Tournament win vs. Hawai'i (Dec. 2, 2023).
- Graduated in spring 2023 with a bachelor's degree in mass communications.

2023 SEASON MATCH-BY-MATCH

		Attack					Set			Serve			Recept			Blocking				Team					
Date	Opponent	SP	K	E	TA	PCT	A	TA	PCT	SA	SE	TA	PCT	RE	TA	PCT	DIG	BS	BA	BE	TOTAL	BHE	POINTS	HIT%	SCORE
08/25/2023	UCLA	*5	12	5	29	.241	1	6	.167	2	4	20	.800	2	16	.875	6	1	1	0	2.0	0	15.5	.314	3-2
08/26/2023	UCLA	*5	12	7	33	.152	2	3	.667	2	2	21	.905	0	18	1.000	9	0	0	0	0.0	0	14.0	.196	2-3
09/01/2023	vs UNI	*3	10	1	27	.333	1	4	.250	0	2	12	.833	1	20	.950	3	0	0	0	0.0	0	10.0	.304	0-3
09/02/2023	at Creighton	*3	3	4	16	-.063	0	1	.000	1	1	6	.833	1	11	.909	3	0	0	0	0.0	0	4.0	.171	0-3
09/06/2023	Louisiana	3	11	6	26	.192	0	4	.000	0	0	0	.000	0	4	1.000	0	0	0	0	0.0	0	11.0	.271	3-1
09/10/2023	Southeastern La.	4	9	4	28	.179	0	4	.000	0	0	3	1.000	0	12	1.000	3	0	2	0	2.0	0	10.0	.271	1-3
09/15/2023	vs A&M-Corpus Christi	3	2	1	12	.083	0	1	.000	0	0	2	1.000	0	5	1.000	1	0	1	0	1.0	0	2.5	.321	3-0
09/16/2023	vs Texas Tech	3	6	2	23	.174	0	0	.000	0	0	0	.000	0	5	1.000	2	0	1	0	1.0	0	6.5	.324	3-0
09/17/2023	at SMU	*3	6	4	26	.077	0	0	.000	0	0	0	.000	1	6	.833	3	0	2	0	2.0	0	7.0	.200	0-3
09/22/2023	at Kentucky	3	4	1	10	.300	0	0	.000	0	0	0	.000	0	1	1.000	1	0	2	0	2.0	0	5.0	.135	1-3
Totals		35	75	35	230	.174	4	23	.174	5	9	64	.859	5	98	.949	31	1	9	0	10.0	0	85.5		

Player Averages

Sets Played	Kills per set	Assists per set	Service aces per set	Digs per set	Blocks per set	Points per set
35	2.14	0.11	0.14	0.89	0.29	2.44

DOTSON'S CAREER STATS

SEASON	TEAM	SM-MP	K	K/S	E	TA	PCT	A	A/S	SA	SA/S	SE	DIG	D/S	RE	BS	BA	TB	B/S	BE	BHE	PTS	PTS/S
2019-20	OU	50-17	92	1.84	41	305	.167	1	0.02	1	0.02	5	23	0.46	1	2	17	19	0.38	2	0	103.5	2.07
2020-21	OU	64-18	215	3.36	96	560	.213	2	0.03	6	0.09	35	81	1.27	22	1	26	27	0.42	1	0	235.0	3.67
2021-22	LSU	78-24	181	2.32	70	503	.221	1	0.01	1	0.01	1	24	0.31	13	2	18	20	0.26	1	0	193.0	2.47
2022-23	LSU	119-30	436	3.66	169	1297	.206	14	0.12	25	0.21	65	268	2.25	26	5	44	49	0.41	7	0	488.0	4.10
2023-24	LSU	35-10	75	2.14	35	230	.174	4	0.11	5	0.14	9	31	0.89	5	1	9	10	0.29	0	0	85.5	2.44
TOTAL FOR LSU		232 - 64	692	2.98	274	2030	.206	19	0.08	31	0.13	75	323	1.39	44	8	71	79	0.34	8	0	766.5	3.30
TOTAL		346 - 99	999	2.89	411	2895	.203	22	0.06	38	0.11	115	427	1.23	67	11	114	125	0.36	11	0	1105	3.19



ERIN CARMICHAEL10

Defensive Specialist/Libero • 5-7 • Graduate • TR • Avon, Ind. (Jacksonville State)

SEASON HIGHS

Kills	NA
Attacks	1 vs. UCLA (08/25/23)
Hit % (Min. 10 att)	NA
Assists	10 vs. UL-Lafayette (09/06/23)
Aces	5 vs. Ball State (09/03/23)
Digs	18 vs. UCLA (08/26/23)
Total Blocks	NA
Block Solos	NA
Block Assists	NA

CAREER HIGHS

Kills	2 vs. North Alabama (09/07/19)*
Attacks	4 at SIUE (02/15/21)*
Hit % (Min. 10 att)	NA
Assists	10 vs. UL-Lafayette (09/06/23) at Austin Peay (11/13/22)*
Aces	5 vs. Ball State (09/03/23)
Digs	28 at Morehead St. (03/28/21)
Total Blocks	NA
Block Solos	NA
Block Assists	NA

* Played at Jacksonville State.

Complete bio

Graduate Season (2023)

- Ranks No. 26 among NCAA Division I volleyball active career leaders with 1,570 career assists.
- Leads LSU with 2.80 digs per set and 98 total digs and adds 11 aces.
- Set a new single-match career-high five aces vs. Ball State (Sept. 3).
- Turned in her second career double-double with 10 assists and 10 digs vs. UL-Lafayette (Sept. 6).
- Two-time Ohio Valley Conference Champion at Jacksonville state, including program's first OVC championship in a decade 2019.
- Totaled 1,472 career digs (3.88/set) at Jackson State, becoming JSU's 13th 1,000-dig performer.

2023 SEASON MATCH-BY-MATCH

Date	Opponent	SP	Attack			Set			Serve			Recept			Blocking			Team						
			K	E	PCT	A	TA	PCT	SA	SE	TA	PCT	RE	TA	PCT	DIG	BS	BA	BE	TOTAL	BHE	POINTS	HIT%	SCORE
08/25/2023	UCLA	5	0	0	1.000	6	18	.333	1	2	15	.867	2	41	.951	9	0	0	0	0.0	0	1.0	.314	3-2
08/26/2023	UCLA	5	0	0	0.000	6	13	.462	3	2	16	.875	1	14	.929	18	0	0	0	0.0	0	3.0	.196	2-3
09/01/2023	vs UNI	1	0	0	0.000	0	3	.000	0	2	3	.333	0	8	1.000	2	0	0	0	0.0	0	0.0	.304	0-3
09/02/2023	at Creighton	3	0	0	0.000	6	13	.462	0	1	12	.917	0	38	1.000	9	0	0	0	0.0	0	0.0	.171	0-3
09/03/2023	vs Ball St.	4	0	0	0.000	2	4	.500	5	3	16	.813	1	21	.952	9	0	0	0	0.0	0	5.0	.266	3-1
09/06/2023	Louisiana	4	0	0	0.000	10	22	.455	1	3	24	.875	3	24	.875	10	0	0	0	0.0	0	1.0	.271	3-1
09/10/2023	Southeastern La.	4	0	0	0.000	5	13	.385	0	2	13	.846	0	18	1.000	15	0	0	0	0.0	0	0.0	.271	1-3
09/15/2023	vs A&M-Corpus Christi	3	0	0	0.000	0	8	.000	1	2	14	.857	0	7	1.000	5	0	0	0	0.0	0	1.0	.321	3-0
09/16/2023	vs Texas Tech	3	0	0	0.000	4	12	.333	0	1	16	.938	0	14	1.000	16	0	0	0	0.0	0	0.0	.324	3-0
09/17/2023	at SMU	3	0	0	0.000	5	12	.417	0	0	7	1.000	0	17	1.000	5	0	0	0	0.0	0	0.0	.200	0-3
Totals		35	0	0	1.000	44	118	.373	11	18	136	.868	7	202	.965	98	0	0	0	0.0	0	11.0		

Player Averages

Sets Played	Kills per set	Assists per set	Service aces per set	Digs per set	Blocks per set	Points per set
35	0.00	1.26	0.31	2.80	0.00	0.31

CARMICHAEL'S CAREER STATS

SEASON	TEAM	SM-MP	K	K/S	E	TA	PCT	A	A/S	SA	SA/S	SE	DIG	D/S	RE	BS	BA	TB	B/S	BE	BHE	PTS	PTS/S
2019-20	JSU	106-30	2	0.02	1	7	.143	93	0.88	26	0.25	41	404	3.81	24	0	0	0	0.00	0	0	28.0	0.26
2020-21	JSU	60-18	0	0.00	2	7	-.286	59	0.98	16	0.27	19	282	4.70	8	0	0	0	0.00	0	0	16.0	0.27
2021-22	JSU	103-29	2	0.02	1	10	.100	88	0.85	33	0.32	30	371	3.60	24	0	0	0	0.00	0	1	35.0	0.34
2022-23	JSU	110-30	2	0.02	0	6	.333	117	1.06	38	0.35	40	415	3.77	12	0	0	0	0.00	0	2	40.0	0.36
2023-24	LSU	35-10	0	0.00	0	1	.000	44	1.26	11	0.31	18	98	2.80	7	0	0	0	0.00	0	0	11.0	0.31
TOTAL FOR LSU		35 - 10	0	0.00	0	1	.000	44	1.26	11	0.31	18	98	2.80	7	0	0	0	0.00	0	0	11.0	0.31
TOTAL		414 - 117	6	0.01	4	31	.065	401	0.97	124	0.30	148	1570	3.79	75	0	0	0	0.00	0	3	130.0	0.31



ANITA ANWUSI

11

Middle Blocker • 6-3 • Graduate • 4L • Houston, Texas (Alief Hastings HS)

SEASON HIGHS

Kills	13 vs. Southeastern La. (09/10/23) vs. UCLA (08/25/23)
Attacks	20 vs. UL-Lafayette (09/06/23)
Hit % (Min. 10 att)	.667 vs. Southeastern La. (09/10/23) vs. UCLA (08/25/23)
Assists	1 vs. Ball State (09/03/23) vs. UCLA (08/25/23)
Aces	NA
Digs	3 vs. UL-Lafayette (09/06/23)
Total Blocks	6 vs. UCLA (08/25/23)
Block Solos	2 vs. UCLA (08/25/23)
Block Assists	4, Three Times

CAREER HIGHS

Kills	16 at Ole Miss (11/12/21)
Attacks	27 vs. Mississippi St. (10/21/20)
Hit % (Min. 10 att)	.700 at Mississippi St. (10/02/21)
Assists	1, Seven Times
Aces	NA
Digs	3 vs. UL-Lafayette (09/06/23)
Total Blocks	9, Four Times
Block Solos	4 at Tennessee (03/24/21)
Block Assists	9 vs. Troy (09/18/21)

[Complete bio](#)

Graduate Season (2023)

- Tied at No. 3 in the SEC with a .407 hitting percentage.
- Leads the team in blocks with 29 total and has 90 kills this season.
- Has three matches hitting over .600, including two matches hitting .667.
- Trained with USA Volleyball 2023 Women's Collegiate Team this summer.
- Named to Preseason All-SEC Team for second consecutive season (2022-2023).
- Finished the 2022 season ranked No. 8 in the SEC with 1.14 blocks per set (136 total).

2023 SEASON MATCH-BY-MATCH

Date	Opponent	SP	Attack			Set			Serve			Recept			Blocking				Team						
			K	E	TA	PCT	A	TA	PCT	SA	SE	TA	PCT	RE	TA	PCT	DIG	BS	BA	BE	TOTAL	BHE	POINTS	HIT% SCORE	
08/25/2023	UCLA	*5	13	1	18	.667	1	2	.500	0	0	0	.000	0	1	1.000	0	2	4	0	6.0	0	17.0	.314 3-2	
08/26/2023	UCLA	*5	6	1	14	.357	0	1	.000	0	0	0	.000	0	0	.000	1	1	4	1	5.0	0	9.0	.196 2-3	
09/01/2023	vs UNI	*3	11	1	19	.526	0	0	.000	0	0	0	.000	0	0	.000	1	0	3	3	3.0	0	12.5	.304 0-3	
09/02/2023	at Creighton	*3	6	4	17	.118	0	1	.000	0	0	0	.000	0	0	.000	0	0	2	1	2.0	0	7.0	.171 0-3	
09/03/2023	vs Ball St.	*4	8	0	13	.615	1	2	.500	0	1	2	.500	0	0	.000	1	0	1	1	1.0	0	8.5	.266 3-1	
09/06/2023	Louisiana	*4	9	2	20	.350	0	1	.000	0	0	0	.000	0	0	.000	3	0	0	0	0.0	0	9.0	.271 3-1	
09/10/2023	Southeastern La.	*4	13	1	18	.667	0	1	.000	0	0	0	.000	0	1	1.000	1	0	2	1	2.0	0	14.0	.271 1-3	
09/15/2023	vs A&M-Corpus Christi	*3	5	2	8	.375	0	2	.000	0	0	0	.000	0	0	.000	0	0	2	0	2.0	0	6.0	.321 3-0	
09/16/2023	vs Texas Tech	*3	7	1	13	.462	0	0	.000	0	0	0	.000	0	0	.000	2	0	2	1	2.0	0	8.0	.324 3-0	
09/17/2023	at SMU	*3	4	3	16	.063	0	0	.000	0	0	0	.000	0	0	.000	2	0	2	0	2.0	0	5.0	.200 0-3	
09/22/2023	at Kentucky	*4	8	4	16	.250	0	1	.000	0	0	0	.000	0	2	1.000	0	0	4	1	4.0	0	10.0	.135 1-3	
Totals			41	90	20	172	.407	2	11	.182	0	1	2	.500	0	4	1.000	11	3	26	9	29.0	0	106.0	

Player Averages

Sets Played	Kills per set	Assists per set	Service aces per set	Digs per set	Blocks per set	Points per set
41	2.20	0.05	0.00	0.27	0.71	2.59

ANWUSI'S CAREER STATS

SEASON	TEAM	SM-MP	K	K/S	E	TA	PCT	A	A/S	SA	SA/S	SE	DIG	D/S	RE	BS	BA	TB	B/S	BE	BHE	PTS	PTS/S
2019-20	LSU	51-20	47	0.92	25	120	.183	2	0.04	0	0.00	0	3	0.06	0	3	54	57	1.12	3	1	77.0	1.51
2020-21	LSU	77-22	108	1.40	45	261	.241	1	0.01	0	0.00	0	15	0.19	0	16	35	51	0.66	4	0	141.5	1.84
2021-22	LSU	88-23	148	1.68	42	306	.346	0	0.00	0	0.00	1	12	0.14	2	14	88	102	1.16	5	0	206.0	2.34
2022-23	LSU	119-30	221	1.86	82	481	.289	3	0.03	0	0.00	0	18	0.15	0	20	116	136	1.14	5	0	299.0	2.51
2023-24	LSU	41-11	90	2.20	20	172	.407	2	0.05	0	0.00	1	11	0.27	0	3	26	29	0.71	9	0	106.0	2.59
TOTAL		376 - 106	614	1.63	214	1340	.299	8	0.02	0	0.00	2	59	0.16	2	56	319	375	1.00	26	1	829.5	2.21



ALIA WILLIAMS

12

Middle Block • 6-1 • Senior • 2L • Houston, Texas (Kingwood Park HS)

SEASON HIGHS

Kills	5 vs. UCLA (08/26/23)
Attacks	12 vs. UCLA (08/26/23)
Hit % (Min. 10 att)	.250 vs. UCLA (08/26/23)
Assists	1 vs. UCLA (08/26/23)
Aces	1 at No. 20 Creighton (09/02/23)
Digs	2 at No. 20 Creighton (09/02/23) vs. UCLA (08/26/23)
Total Blocks	3, Three Times
Block Solos	1 vs. UNI (09/01/23) vs. UCLA (08/26/23)
Block Assists	3 at No. 20 Creighton (09/02/23) vs. UCLA (08/25/23)

CAREER HIGHS

Kills	14 at No. 15 Florida (10/08/22)
Attacks	27 vs. Mississippi St. (10/29/22)
Hit % (Min. 10 att)	.583 at No. 23 Marquette (09/10/22) at Milwaukee (09/09/22)
Assists	20 at Tennessee (03/25/21)
Aces	2 at Missouri (01/30/21)
Digs	6 at Missouri (01/30/21)
Total Blocks	7 vs. Hawai'i (12/02/22)
Block Solos	2 at Tennessee (11/06/22) at No. 15 Kentucky (09/25/22)
Block Assists	7 vs. Hawai'i (12/02/22)

Complete bio

Senior Season (2023)

- Hit a career-high .583 in back-to-back matches at Milwaukee and No. 23 Marquette last season (Sept. 9-10).
- Logged a career-best 14 kills at No. 15 Florida (Oct. 8) and two solo blocks at No. 15 Kentucky (Sept. 25) and at Tennessee (Nov. 6).
- Recorded a career-high seven blocks in the NCAA Tournament victory over Hawai'i (Dec. 2).
- Has seen playing time at the middle blocker and setter position for the Tigers.

2023 SEASON MATCH-BY-MATCH

Date	Opponent	SP	Attack				Set		Serve			Recept			Blocking				Team							
			K	E	TA	PCT	A	TA	PCT	SA	SE	TA	PCT	RE	TA	PCT	DIG	BS	BA	BE	TOTAL	BHE	POINTS	HIT%	SCORE	
08/25/2023	UCLA	*5	2	3	7	.143	0	0	.000	0	0	0	.000	0	0	.000	1	0	3	0	3.0	0	3.5	.314	3-2	
08/26/2023	UCLA	*5	5	2	12	.250	1	1	1.000	0	0	0	.000	0	0	.000	2	1	1	0	2.0	0	6.5	.196	2-3	
09/01/2023	vs UNI	*3	2	1	10	.100	0	0	.000	0	0	0	.000	0	0	.000	1	1	2	2	3.0	0	4.0	.304	0-3	
09/02/2023	at Creighton	*3	1	0	7	.143	0	1	.000	1	2	7	.714	0	0	.000	2	0	3	0	3.0	0	3.5	.171	0-3	
Totals			16	10	6	.36	.111	1	2	.500	1	2	7	.714	0	0	.000	6	2	9	2	11.0	0	17.5		

Player Averages

Sets Played	Kills per set	Assists per set	Service aces per set	Digs per set	Blocks per set	Points per set
16	0.63	0.06	0.06	0.38	0.69	1.09

WILLIAMS' CAREER STATS

SEASON	TEAM	SM-MP	K	K/S	E	TA	PCT	A	A/S	SA	SA/S	SE	DIG	D/S	RE	BS	BA	TB	B/S	BE	BHE	PTS	PTS/S
2020-21	LSU	32-15	23	0.72	8	73	.205	20	0.63	4	0.13	6	13	0.41	0	2	14	16	0.50	2	1	36.0	1.13
2021-22	LSU	1-1	0	0.00	0	0	.000	2	2.00	0	0.00	0	0	0.00	0	0	0	0	0.00	0	0	0.0	0.00
2022-23	LSU	119-30	164	1.38	58	409	.259	5	0.04	7	0.06	31	49	0.41	2	12	87	99	0.83	5	1	226.5	1.90
2023-24	LSU	16-4	10	0.63	6	36	.111	1	0.06	1	0.06	2	6	0.38	0	2	9	11	0.69	2	0	17.5	1.09
TOTAL		168 - 50	197	1.17	72	518	.241	28	0.17	12	0.07	39	68	0.40	2	16	110	126	0.75	9	2	280.0	1.67



AC FROEHLICH

13

Outside Hitter • 6-1 • Freshman • HS • Lafayette, La. (St. Thomas HS)

SEASON HIGHS

Kills	NA
Attacks	NA
Hit % (Min. 10 att)	NA
Assists	NA
Aces	1 vs. Southeastern La. (09/10/23)
Digs	4 vs. Southeastern La. (09/10/23)
Total Blocks	NA
Block Solos	NA
Block Assists	NA

CAREER HIGHS

Kills	NA
Attacks	NA
Hit % (Min. 10 att)	NA
Assists	NA
Aces	1 vs. Southeastern La. (09/10/23)
Digs	4 vs. Southeastern La. (09/10/23)
Total Blocks	NA
Block Solos	NA
Block Assists	NA

Complete bio

Freshman Season (2023)

- Logged an ace and four digs in her collegiate debut vs. Southeastern Louisiana (Sept. 10).
- Helped lead St. Thomas More High School to a 2022 Louisiana State Championship title.
- Named the 2022 Louisiana Gatorade Player of the Year.
- A 2022 AVCA High School All-American.

2023 SEASON MATCH-BY-MATCH

			Attack				Set			Serve				Recept			Blocking				Team				
Date	Opponent	SP	K	E	TA	PCT	A	TA	PCT	SA	SE	TA	PCT	RE	TA	PCT	DIG	BS	BA	BE	TOTAL	BHE	POINTS	HIT%	SCORE
09/10/2023	Southeastern La.	4	0	0	0	.000	0	0	.000	1	1	12	.917	0	0	.000	4	0	0	0	0.0	0	1.0	.271	1-3
Totals			4	0	0	.000	0	0	.000	1	1	12	.917	0	0	.000	4	0	0	0	0.0	0	1.0		

Player Averages

Sets Played	Kills per set	Assists per set	Service aces per set	Digs per set	Blocks per set	Points per set
4	0.00	0.00	0.25	1.00	0.00	0.25

FROEHLICH'S CAREER STATS

SEASON	TEAM	SM-MP	K	K/S	E	TA	PCT	A	A/S	SA	SA/S	SE	DIG	D/S	RE	BS	BA	TB	B/S	BE	BHE	PTS	PTS/S
2023-24	LSU	4-1	0	0.00	0	0	.000	0	0.00	1	0.25	1	4	1.00	0	0	0	0	0.00	0	0	1.0	0.25
TOTAL		4 - 1	0	0.00	0	0	.000	0	0.00	1	0.25	1	4	1.00	0	0	0	0	0.00	0	0	1.0	0.25



BRI ZAMORA

15

Defensive Specialist/Libero • 5-4 • Sophomore • 1L • League City, Texas (Clear Creek HS)

SEASON HIGHS

Kills	NA
Attacks	NA
Hit % (Min. 10 att)	NA
Assists	NA
Aces	NA
Digs	NA
Total Blocks	NA
Block Solos	NA
Block Assists	NA

CAREER HIGHS

Kills	NA
Attacks	NA
Hit % (Min. 10 att)	NA
Assists	1 at No. 15 Kentucky (09/25/22)
Aces	2, Three Times
Digs	4 at Alabama (10/19/22)
Total Blocks	NA
Block Solos	NA
Block Assists	NA

[Complete bio](#)

Sophomore Season (2023)

- Logged a career-high two aces last season vs. Ole Miss (Sept. 30), at Alabama (Oct. 19) and vs. Mississippi St. (Oct. 29).
- Was an AVCA Best and Brightest Team selection.

2022 SEASON MATCH-BY-MATCH

		Attack				Set		Serve				Recept			Blocking				Team						
Date	Opponent	SP	K	E	TA	PCT	A	TA	PCT	SA	SE	TA	PCT	RE	TA	PCT	DIG	BS	BA	BE	TOTAL	BHE	POINTS	HIT%	SCORE
09/02/2022	Troy	3	0	0	0	.000	0	0	.000	0	0	1	1.000	0	0	.000	0	0	0	0	0.0	0	0.0	.384	3-0
09/09/2022	at Milwaukee	4	0	0	0	.000	0	0	.000	0	1	10	.900	0	0	.000	3	0	0	0	0.0	0	0.0	.333	3-1
09/16/2022	vs Oregon St.	1	0	0	0	.000	0	0	.000	1	2	4	.500	0	0	.000	0	0	0	0	0.0	0	1.0	.254	3-0
09/21/2022	Arkansas	2	0	0	0	.000	0	0	.000	0	0	4	1.000	0	0	.000	1	0	0	0	0.0	0	0.0	.184	3-2
09/25/2022	at Kentucky	1	0	0	0	.000	1	1	1.000	0	1	5	.800	0	0	.000	2	0	0	0	0.0	0	0.0	.274	0-3
09/30/2022	Ole Miss	3	0	0	0	.000	0	1	.000	2	1	8	.875	0	0	.000	1	0	0	0	0.0	0	2.0	.277	3-2
10/01/2022	Ole Miss	3	0	0	0	.000	0	0	.000	0	0	5	1.000	0	0	.000	0	0	0	0	0.0	0	0.0	.220	2-3
10/05/2022	Auburn	5	0	0	0	.000	0	0	.000	0	1	6	.833	0	0	.000	0	0	0	0	0.0	0	0.0	.202	3-2
10/08/2022	at Florida	3	0	0	0	.000	0	0	.000	0	0	6	1.000	0	0	.000	0	0	0	0	0.0	0	0.0	.124	1-3
10/09/2022	at Florida	5	0	0	0	.000	0	0	.000	0	2	11	.818	0	0	.000	2	0	0	0	0.0	0	0.0	.168	2-3
10/19/2022	at Alabama	4	0	0	0	.000	0	1	.000	2	2	14	.857	0	0	.000	4	0	0	0	0.0	0	2.0	.135	3-2
10/23/2022	South Carolina	2	0	0	0	.000	0	0	.000	1	0	4	1.000	0	0	.000	0	0	0	0	0.0	0	1.0	.320	3-0
10/29/2022	Mississippi St.	4	0	0	0	.000	0	2	.000	2	0	8	1.000	0	0	.000	1	0	0	0	0.0	0	2.0	.218	3-2
10/30/2022	Mississippi St.	5	0	0	0	.000	0	1	.000	0	0	9	1.000	0	0	.000	0	0	0	0	0.0	0	0.0	.167	2-3
11/05/2022	at Tennessee	2	0	0	0	.000	0	0	.000	0	0	4	1.000	0	0	.000	0	0	0	0	0.0	0	0.0	.208	0-3
Totals		47	0	0	0	.000	1	6	.167	8	10	99	.899	0	0	.000	14	0	0	0	0.0	0	8.0		

Player Averages

Sets Played	Kills per set	Assists per set	Service aces per set	Digs per set	Blocks per set	Points per set
47	0.00	0.02	0.17	0.30	0.00	0.17

ZAMORA'S CAREER STATS

SEASON	TEAM	SM-MP	K	K/S	E	TA	PCT	A	A/S	SA	SA/S	SE	DIG	D/S	RE	BS	BA	TB	B/S	BE	BHE	PTS	PTS/S
2022-23	LSU	47-15	0	0.00	0	0	.000	1	0.02	8	0.17	10	14	0.30	0	0	0	0	0.00	0	0	8.0	0.17
TOTAL		47 - 15	0	0.00	0	0	.000	1	0.02	8	0.17	10	14	0.30	0	0	0	0	0.00	0	0	8.0	0.17



ELLIE ECHTER

16

Right Side/Outside Hitter · 6-1 · Redshirt Sophomore · 1L · Fulshear, Texas (Fulshear HS)

SEASON HIGHS

Kills	1 vs. A&M-Corpus Christi (09/15/23)
Attacks	2 vs. A&M-Corpus Christi (09/15/23)
Hit % (Min. 10 att)	NA
Assists	NA
Aces	NA
Digs	NA
Total Blocks	NA
Block Solos	NA
Block Assists	NA

CAREER HIGHS

Kills	6 at Arkansas (09/22/21) vs. Sam Houston (09/11/21) vs. Oregon St. (09/03/21)
Attacks	17 at Mississippi St. (10/01/21)
Assists	1 at Samford (09/17/21)
Hit % (Min. 10 att)	.214 vs. Sam Houston St. (09/11/21)
Aces	1 at Ole Miss (11/11/21) at Mississippi St. (10/01/21) vs. Sam Houston (09/11/21)
Digs	6 vs. Alabama (09/25/21)
Total Blocks	5 vs. Troy (09/18/21)
Block Solos	NA
Block Assists	5 vs. Troy (09/18/21)

Complete bio

Redshirt Sophomore Season (2023)

- Recorded a kill in her first match back since 2021 against Texas A&M-Corpus Christi (Sept. 15).
- Redshirt the 2022 season.
- Recorded 25 kills and 13 blocks in 40 sets played in 2021.

2023 SEASON MATCH-BY-MATCH

			Attack				Set		Serve				Recept				Blocking				Team				
Date	Opponent	SP	K	E	TA	PCT	A	TA	PCT	SA	SE	TA	PCT	RE	TA	PCT	DIG	BS	BA	BE	TOTAL	BHE	POINTS	HIT%	SCORE
09/15/2023	vs A&M-Corpus Christi	1	1	0	2	.500	0	0	.000	0	0	1	1.000	0	1	1.000	0	0	0	0	0.0	0	1.0	.321	3-0
Totals		1	1	0	2	.500	0	0	.000	0	0	1	1.000	0	1	1.000	0	0	0	0	0.0	0	1.0		

Player Averages

Sets Played	Kills per set	Assists per set	Service aces per set	Digs per set	Blocks per set	Points per set
1	1.00	0.00	0.00	0.00	0.00	1.00

ECHTER'S CAREER STATS

SEASON	TEAM	SM-MP	K	K/S	E	TA	PCT	A	A/S	SA	SA/S	SE	DIG	D/S	RE	BS	BA	TB	B/S	BE	BHE	PTS	PTS/S
2021-22	LSU	40-14	25	0.63	21	85	.047	1	0.03	3	0.08	14	21	0.53	1	0	13	13	0.33	0	0	34.5	0.86
2023-24	LSU	1-1	1	1.00	0	2	.500	0	0.00	0	0.00	0	0	0.00	0	0	0	0	0.00	0	0	1.0	1.00
TOTAL		41 - 15	26	0.63	21	87	.057	1	0.02	3	0.07	14	21	0.51	1	0	13	13	0.32	0	0	35.5	0.87



ALEXIS ROBERSON

17

Middle Blocker • 6-3 • Redshirt Freshman • RS • Missouri City, Texas (Ridge Point HS)

SEASON HIGHS

Kills	NA
Attacks	NA
Hit % (Min. 10 att)	NA
Assists	NA
Aces	NA
Digs	NA
Total Blocks	NA
Block Solos	NA
Block Assists	NA

CAREER HIGHS

Kills	NA
Attacks	NA
Hit % (Min. 10 att)	NA
Assists	NA
Aces	NA
Digs	NA
Total Blocks	NA
Block Solos	NA
Block Assists	NA

Complete bio

Redshirt Freshman Season (2023)

- Redshirt the 2022 season.
- Led Ridge Point High School team to the 6A Texas State Finals.

2023 SEASON MATCH-BY-MATCH

ROBERSON'S CAREER STATS



MIKA ROME

20

Setter · 5-10 · Freshman · HS · Ra'anana, Israel (Mekif HaSharon School)

SEASON HIGHS

Kills	NA
Attacks	NA
Hit % (Min. 10 att)	NA
Assists	NA
Aces	NA
Digs	NA
Total Blocks	NA
Block Solos	NA
Block Assists	NA

CAREER HIGHS

Kills	NA
Attacks	NA
Hit % (Min. 10 att)	NA
Assists	NA
Aces	NA
Digs	NA
Total Blocks	NA
Block Solos	NA
Block Assists	NA

* Includes matches played at Nicholls State.

[Complete bio](#)

Freshman Season (2023)

- Played for the Israeli National Team and was captain for a number of youth Israeli teams.
- U21 Israeli Team qualified for the European Championship and finished 7th.

2023 SEASON MATCH-BY-MATCH

ROME'S CAREER STATS



MADDIE WAAK

22

Setter • 5-10 • Sophomore • 1L • Brookshire, Texas (Katy HS)

SEASON HIGHS

Kills	3, Four Times
Attacks	11 vs. UCLA (08/26/23)
Hit % (Min. 10 att)	NA
Assists	51 vs. UCLA (08/25/23)
Aces	3 at No. 20 Creighton (09/02/23)
Digs	20 vs. UL-Lafayette (09/06/23)
Total Blocks	3 vs. Ball State (09/03/23)
Block Solos	1 vs. UCLA (08/25/23)
Block Assists	3 vs. Ball State (09/03/23)

CAREER HIGHS

Kills	3, Five Times
Attacks	11 vs. UCLA (08/26/23)
Hit % (Min. 10 att)	NA
Assists	51 vs. UCLA (08/25/23)
Aces	3 at No. 20 Creighton (09/02/23) vs. Iowa St. (09/02/22)
Digs	20 vs. UL-Lafayette (09/06/23)
Total Blocks	3 vs. Ball State (09/03/23) at Alabama (10/19/22)
Block Solos	1 vs. UCLA (08/25/23)
Block Assists	3 vs. Ball State (09/03/23) at Alabama (10/19/22)

Complete bio

Sophomore Season (2023)

- Ranks **No. 8** in the SEC with 9.63 assists per set and has a team-high 13 total aces.
- Recorded a new career-high 51 assists and had 11 digs in the season opener vs. UCLA (Aug. 25).
- Has three double-doubles this season, including the season opener vs. UCLA with a career-high 51 assists to go with 11 digs (Aug. 25).
- Turned in a career-high 20 digs vs. UL-Lafayette (Sept. 6) and averages 2.32 digs per set this season.

2023 SEASON MATCH-BY-MATCH

Date	Opponent	SP	Attack				Set			Serve			Recept			Blocking				Team				
			K	E	TA	PCT	A	TA	PCT	SA	SE	TA	PCT	RE	TA	PCT	DIG	BS	BA	BE	TOTAL	BHE	POINTS	HIT% SCORE
08/25/2023	UCLA	*5	2	1	5	.200	51	99	.515	2	1	20	.950	0	0	.000	11	1	1	0	2.0	0	5.5	.314 3-2
08/26/2023	UCLA	*5	3	3	11	.000	42	109	.385	2	0	13	1.000	0	0	.000	4	0	1	0	1.0	2	5.5	.196 2-3
09/01/2023	vs UNI	*3	1	0	3	.333	39	100	.390	0	0	12	1.000	0	0	.000	7	0	0	0	0.0	0	1.0	.304 0-3
09/02/2023	at Creighton	*3	0	0	0	.000	21	68	.309	3	0	12	1.000	0	0	.000	7	0	0	0	0.0	0	3.0	.171 0-3
09/03/2023	vs Ball St.	*4	3	0	5	.600	36	84	.429	2	1	22	.955	0	0	.000	8	0	3	1	3.0	0	6.5	.266 3-1
09/06/2023	Louisiana	*4	1	2	6	-.167	42	93	.452	1	1	18	.944	0	1	1.000	20	0	1	0	1.0	0	2.5	.271 3-1
09/10/2023	Southeastern La.	*4	1	0	3	.333	47	122	.385	0	3	14	.786	0	0	.000	8	0	2	0	2.0	0	2.0	.271 1-3
09/15/2023	vs A&M-Corpus Christi	*3	2	1	5	.200	26	54	.481	2	3	23	.870	0	1	1.000	7	0	0	1	0.0	0	4.0	.321 3-0
09/16/2023	vs Texas Tech	*3	1	0	3	.333	35	83	.422	1	2	16	.875	0	0	.000	5	0	0	0	0.0	0	2.0	.324 3-0
09/17/2023	at SMU	*3	3	0	4	.750	25	79	.316	0	2	9	.778	0	0	.000	14	0	0	0	0.0	2	3.0	.200 0-3
09/22/2023	at Kentucky	*4	3	0	6	.500	31	108	.287	0	1	15	.933	0	0	.000	4	0	1	1	1.0	0	3.5	.135 1-3
Totals			41	20	7	.51	395	999	.395	13	14	174	.920	0	2	1.000	95	1	9	3	10.0	4	38.5	

Player Averages

Sets Played	Kills per set	Assists per set	Service aces per set	Digs per set	Blocks per set	Points per set
41	0.49	9.63	0.32	2.32	0.24	0.94

WAAK'S CAREER STATS

SEASON	TEAM	SM-MP	K	K/S	E	TA	PCT	A	A/S	SA	SA/S	SE	DIG	D/S	RE	BS	BA	TB	B/S	BE	BHE	PTS	PTS/S
2022-23	LSU	107-29	7	0.07	6	28	.036	469	4.38	20	0.19	32	134	1.25	0	0	7	7	0.07	0	1	30.5	0.29
2023-24	LSU	41-11	20	0.49	7	51	.255	395	9.63	13	0.32	14	95	2.32	0	1	9	10	0.24	3	4	38.5	0.94
TOTAL			27	0.18	13	79	.177	864	5.84	33	0.22	46	229	1.55	0	1	16	17	0.11	3	5	69.0	0.47



JADE DEMPS

23

Right Side • 6-2 • Senior • TR • New Braunfels, Texas (Wisconsin)

SEASON HIGHS

Kills	15 vs. UL-Lafayette (09/06/23)
Attacks	36 vs. Southeastern La. (09/10/23)
Hit % (Min. 10 att)	.400 vs. A&M-Corpus Christi (09/15/23) vs. UL-Lafayette (09/06/23)
Assists	3 at No. 22 Kentucky (09/22/23) vs. Ball State (09/03/23)
Aces	3 vs. Ball State (09/03/23) vs. UCLA (08/26/23)
Digs	17 vs. UCLA (08/26/23)
Total Blocks	4 vs. UNI (09/01/23)
Block Solos	1 vs. UL-Lafayette (09/06/23)
Block Assists	4 vs. UNI (09/01/23)

CAREER HIGHS

Kills	18 at Minnesota (11/21/21)*
Attacks	49 at Minnesota (11/21/21)*
Hit % (Min. 10 att)	.545 vs. Penn St. (10/23/22)*
Assists	3, Three Times (1X*)
Aces	3 vs. Ball State (09/03/23) vs. UCLA (08/26/23)
Digs	17 vs. UCLA (08/26/23)
Total Blocks	4 vs. UNI (09/01/23) at Purdue (10/31/21)*
Block Solos	1, Three Times (2x*)
Block Assists	4 vs. UNI (09/01/23) at Purdue (10/31/21)*

* Played at Wisconsin.

[Complete bio](#)

Senior Season (2023)

- Ranks second on the team with 2.46 kills per set, 101 total kills and averages 2.29 digs per set (94 total).
- Has two double-doubles this season, including the season opener to begin her career with LSU.
- Set new career highs of 17 digs and three aces vs. UCLA (Aug. 26) on opening weekend.
- Has five matches with 10 or more digs this season.
- Made two Final Four appearances and won the 2021 National Championship with Wisconsin.
- Attended the same high school as Pete Maravich - Broughton HS in North Carolina.

2023 SEASON MATCH-BY-MATCH

Date	Opponent	SP	Attack				Set			Serve			Recept			Blocking				Team						
			K	E	TA	PCT	A	TA	PCT	SA	SE	TA	PCT	RE	TA	PCT	DIG	BS	BA	BE	TOTAL	BHE	POINTS	HIT%	SCORE	
08/25/2023	UCLA	*5	14	6	33	.242	2	4	.500	1	3	19	.842	1	11	.909	10	0	3	0	3.0	0	16.5	.314	3-2	
08/26/2023	UCLA	*5	7	4	29	.103	0	5	.000	3	0	24	1.000	1	15	.933	17	0	2	0	2.0	0	11.0	.196	2-3	
09/01/2023	vs UNI	*3	7	1	18	.333	1	3	.333	0	0	9	1.000	0	14	1.000	12	0	4	1	4.0	0	9.0	.304	0-3	
09/02/2023	at Creighton	*3	9	1	23	.348	1	2	.500	0	0	2	1.000	1	2	.500	2	0	1	0	1.0	0	9.5	.171	0-3	
09/03/2023	vs Ball St.	*4	11	4	28	.250	3	4	.750	3	2	13	.846	0	16	1.000	7	0	1	0	1.0	1	14.5	.266	3-1	
09/06/2023	Louisiana	*4	15	3	30	.400	0	2	.000	0	2	14	.857	0	9	1.000	10	1	2	0	3.0	0	17.0	.271	3-1	
09/10/2023	Southeastern La.	*4	11	8	36	.083	1	3	.333	0	3	11	.727	0	14	1.000	8	0	1	0	1.0	0	11.5	.271	1-3	
09/15/2023	vs A&M-Corpus Christi	*3	8	0	20	.400	1	2	.500	0	1	7	.857	0	4	1.000	7	0	1	0	1.0	0	8.5	.321	3-0	
09/16/2023	vs Texas Tech	*3	8	3	28	.179	1	2	.500	1	0	8	1.000	1	10	.900	12	0	1	0	1.0	0	9.5	.324	3-0	
09/17/2023	at SMU	*3	7	4	23	.130	2	4	.500	0	1	11	.909	1	18	.944	5	0	0	0	0.0	0	7.0	.200	0-3	
09/22/2023	at Kentucky	*4	4	4	27	.000	3	6	.500	0	0	12	1.000	1	12	.917	4	0	2	0	2.0	0	5.0	.135	1-3	
Totals			41	101	38	.295	.214	15	.37	.405	8	12	.130	.908	6	125	.952	94	1	18	1	19.0	1	119.0		

Player Averages

Sets Played	Kills per set	Assists per set	Service aces per set	Digs per set	Blocks per set	Points per set
41	2.46	0.37	0.20	2.29	0.46	2.90

DEMPS' CAREER STATS

SEASON	TEAM	SM-MP	K	K/S	E	TA	PCT	A	A/S	SA	SA/S	SE	DIG	D/S	RE	BS	BA	TB	B/S	BE	BHE	PTS	PTS/S
2020-21	Wisc	23-12	48	2.09	11	108	.343	0	0.00	0	0.00	0	4	0.17	1	1	2	3	0.13	2	0	50.0	2.17
2021-22	Wisc	98-31	189	1.93	60	481	.268	9	0.09	7	0.07	23	109	1.11	1	1	20	21	0.21	8	0	207.0	2.11
2022-23	Wisc	69-27	80	1.16	19	216	.282	1	0.01	2	0.03	3	39	0.57	1	0	22	22	0.32	1	1	93.0	1.35
2023-24	LSU	41-11	101	2.46	38	295	.214	15	0.37	8	0.20	12	94	2.29	6	1	18	19	0.46	1	1	119.0	2.90
TOTAL FOR LSU		41 - 11	101	2.46	38	295	.214	15	0.37	8	0.20	12	94	2.29	6	1	18	19	0.46	1	1	119.0	2.90
TOTAL		231 - 81	418	1.81	128	1100	.264	25	0.11	17	0.07	38	246	1.06	9	3	62	65	0.28	12	2	469.0	2.03



EMILY MITTER

29

Setter • 5-9 • Graduate Student • TR • Redondo, Beach, Calif. (Campbell))

SEASON HIGHS

Kills	NA
Attacks	1 vs. Southeastern La. (09/10/23)
Hit % (Min. 10 att)	NA
Assists	6 vs. Ball State (09/03/23)
Aces	1 at No. 20 Creighton (09/02/23)
Digs	3 at No. 20 Creighton (09/02/23)
Total Blocks	NA
Block Solos	NA
Block Assists	NA

CAREER HIGHS*

Kills	1, Seven Times*
Attacks	9 at UNC Asheville (02/12/21)*
Hit % (Min. 10 att)	NA
Assists	36 vs. Radford (11/05/22)*
Aces	6 vs. Presbyterian (11/12/21)*
Digs	16 vs. N.C. A&T (10/29/21)* at N.C. Central (09/07/19)*
Total Blocks	1, Three Times*
Block Solos	NA
Block Assists	1, Three Times*

* Played at Campbell.

[Complete bio](#)

Graduate Season (2023)

- Has 1,921 career assists (4.88/set), 813 career digs (2.06/set) and 83 career aces.
- Registered five assists and an ace in her first match as a LSU Tiger.
- A four-year letterwinner who transferred in from Campbell.
- Turned in three matches with 30 or more assists last season, including a career-high 36 assists vs. Radford.
- Totaled eight double-doubles last season.

2023 SEASON MATCH-BY-MATCH

		Attack					Set			Serve				Recept			Blocking				Team				
Date	Opponent	SP	K	E	TA	PCT	A	TA	PCT	SA	SE	TA	PCT	RE	TA	PCT	DIG	BS	BA	BE	TOTAL	BHE	POINTS	HIT%	SCORE
09/02/2023	at Creighton	2	0	0	0	.000	5	26	.192	1	1	9	.889	0	1	1.000	3	0	0	0	0.0	0	1.0	.171	0-3
09/03/2023	vs Ball St.	1	0	0	0	.000	6	16	.375	0	0	3	1.000	0	0	.000	0	0	0	0	0.0	0	0.0	.266	3-1
09/10/2023	Southeastern La.	1	0	0	1	.000	3	6	.500	0	0	0	.000	0	0	.000	0	0	0	0	0.0	0	0.0	.271	1-3
Totals		4	0	0	1	.000	14	48	.292	1	1	12	.917	0	1	1.000	3	0	0	0	0.0	0	1.0		

Player Averages

Sets Played	Kills per set	Assists per set	Service aces per set	Digs per set	Blocks per set	Points per set
4	0.00	3.50	0.25	0.75	0.00	0.25

MITTER'S CAREER STATS

SEASON	TEAM	SM-MP	K	K/S	E	TA	PCT	A	A/S	SA	SA/S	SE	DIG	D/S	RE	BS	BA	TB	B/S	BE	BHE	PTS	PTS/S
2019-20	Campb	108-30	3	0.03	3	17	.000	505	4.68	31	0.29	24	206	1.91	2	0	1	1	0.01	0	7	34.5	0.32
2020-21	Campb	52-16	1	0.02	2	22	-.045	246	4.73	8	0.15	13	110	2.12	2	0	0	0	0.00	0	3	9.0	0.17
2021-22	Campb	114-31	2	0.02	2	28	.000	494	4.33	23	0.20	16	246	2.16	0	0	1	1	0.01	1	10	25.5	0.22
2022-23	Campb	116-30	4	0.03	4	22	.000	662	5.71	20	0.17	14	248	2.14	1	0	1	1	0.01	0	6	24.5	0.21
2023-24	LSU	4-3	0	0.00	0	1	.000	14	3.50	1	0.25	1	3	0.75	0	0	0	0	0.00	0	0	1.0	0.25
TOTAL FOR LSU		4 - 3	0	0.00	0	1	.000	14	3.50	1	0.25	1	3	0.75	0	0	0	0	0.00	0	0	1.0	0.25
TOTAL		394 - 110	10	0.03	11	90	-.011	1921	4.88	83	0.21	68	813	2.06	5	0	3	3	0.01	1	26	94.5	0.24