



# ARMY WEST POINT FOOTBALL

## GAME NOTES

### at LSU



Game 7 • Saturday, Oct. 21 • 7:30 PM • Baton Rouge, La. • Tiger Stadium • SEC Network

#### BLACK KNIGHTS ON THE AIR

**TELEVISION:** SEC Network  
**Play-By-Play:** Tom Hart  
**Analyst:** Jordan Rodgers  
**Sideline:** Cole Cubelic



**RADIO:** ARMY SPORTS NETWORK (Varsity Sports App)  
**Play-By-Play:** Rich DeMarco  
**Analyst:** Dean Darling  
**Sideline:** Tony Morino  
**Program Host:** Joe Beckerle  
**Tailgate Show Host:** Joe Beckerle

#### ARMY PREPARES FOR TOUGH TEST VS. #19 LSU

Army (2-4) fell at home to Troy last Saturday, 19-0. It was the first time that Army was shutout at home at Michie Stadium since 2003. A bright spot however was freshman RB Kanye Udoh, who rushed for a season-best 124 yards on 18 carries (6.9 avg.), becoming the first Army freshman to rush over the century mark since Tyrell Robinson rushed for 126 yards vs. Abilene-Christians on 10/3/2020.

LSU (5-2) enters with the second-best total offense in the country averaging 550.4 yards per game and also ranking third in points per game (45.3). LSU is led by its QB Jayden Daniels, a Heisman contender, who is first in the country in passing efficiency (197.1) and third in passing yards (2,420).

This marks the second all-time coaching matchup between Jeff Monken and Brian Kelly as they also met in 2016 when Kelly was coaching Notre Dame, a 44-6 Irish win over Army.



#### 2023 STATS






|       |                   |       |
|-------|-------------------|-------|
| 2-4   | Record            | 5-2   |
| 24.5  | Points/Gm         | 42.75 |
| 20.17 | Points/Gm allowed | 25.0  |
| 195.0 | Rush Yds/Gm       | 191.8 |
| 143.5 | Pass Yds/Gm       | 338.3 |
| 338.5 | Total Off/Gm      | 530.0 |
| 350.2 | Total Def/Gm      | 360.3 |

#### INDIVIDUAL LEADERS

|             |           |               |
|-------------|-----------|---------------|
| Daily, 712  | Passing   | Daniels, 2294 |
| Daily, 412  | Rushing   | Diggs, 585    |
| Alston, 266 | Receiving | Nabers, 860   |
| Lowin, 43.0 | Tackles   | Penn, 48.0    |

#### 2023 SCHEDULE/RESULTS

|                                  |   |   |
|----------------------------------|---|---|
| Game 1                           |    | at ULM<br>Saturday, Sept. 2<br>7:00 ET   NFLN   L, 17-13            |
| Game 2                           |    | Delaware State<br>Saturday, Sept. 9<br>Noon ET   CBSSN   W, 57-0    |
| Game 3                           |    | at UTSA<br>Friday, Sept. 15<br>7:00 ET   ESPN   W, 37, 29           |
| Game 4                           |    | at Syracuse<br>Saturday, Sept. 23<br>Noon ET   ACCN   L, 29-16      |
| OFF WEEK - Sept. 30              |   |   |
| Game 5                           |    | Boston College<br>Saturday, Oct. 7<br>Noon ET   CBSSN   L, 27-24    |
| Game 6                           |    | Troy<br>Saturday, Oct. 14<br>3:30 ET   CBSSN   L, 19-0              |
| Game 7                           |  | at #19 LSU<br>Saturday, Oct. 21<br>7:30 ET   SECN                   |
| Game 8                           |  | UMass<br>Saturday, Oct. 28<br>Noon ET   CBSSN                       |
| Game 9                           |  | #22 air force (at Mile High)<br>Saturday, Nov. 4<br>2:30 ET   CBSSN |
| Game 10                          |  | Holy Cross<br>Saturday, Nov. 11<br>Noon ET   CBSSN                  |
| Game 11                          |  | Coastal Carolina<br>Saturday, Nov. 18<br>Noon ET   CBSSN            |
| TWO OFF WEEKS - Nov. 25 - Dec. 2 |   |   |
| Game 12                          |  | navy<br>Saturday, Dec. 9<br>3:00 ET   CBS                           |

#### 1ST AND 10

- This is the second all-time meeting, between Army-LSU, as they played once before in 1931, with Army winning, 20-0 at West Point.
- Under Coach Jeff Monken, Army has a history of playing major Power-five opponents down to the wire. In 2015, Army lost 20-14 to Penn State. In 2018, Army took the Tyler Murray led #5 Oklahoma Sooners to OT, losing 28-21. The following season in 2019, Army took #7 Michigan to double OT, falling 24-21.
- Army's last win vs. a ranked opponent was defeating #25 Navy in 2016, who was ranked in the CFP poll. Army's last win over an AP-ranked team was in 1972, defeating #19 Air Force.
- Army's last win over a non-service academy-ranked team was in 1968, defeating #16 California, 10-7.
- Army freshman RB Kanye Udoh rushed for a season-best 124 yards on 18 carries (6.9 avg.) vs. Troy (10/14), becoming the first Army freshman to rush over the century mark since Tyrell Robinson rushed for 126 yards vs. Abilene-Christians on 10/3/2020.
- Army has three different players that have recorded two touchdown receptions this season (WR, Isaiah Alston, WR Noah Short, TE Tyson Riley). It is only the second time in Monken's tenure that three different players have each had 2+ receiving touchdowns in a season (2021).
- Army's defense ranks 12th in the FBS in fewest first downs giving up to opponents with 99. Penn State leads the nation with only 67 first downs given up.
- Senior DB Jabari Moore has played in 52 career games, which is currently the second most games played in an Army football behind Greg McGlasker's 54 games played (1973-1977), with data dating back to the 1956 season.
- DB Cam Jones is ranked 39th by PFF in defensive grade for CBs in the country with 79.9.
- LB Leo Lowin leads the Black Knights with 43.0 tackles this season. He has logged two games of 10+ tackles this season and has eight for his career.

#### WEARING THE HEADSETS



Jeff Monken ..... Coach ..... Brian Kelly  
Millikin ..... Alma Mater ..... Assumption  
66-53 (10th) Record with Team ..... (2nd) 15-6  
104-69 (14th). Career Record ..... (34th) 278-102-2  
0-0 ..... Career Record vs. Opponent ..... 3-0  
0-1 ..... Career Record vs. Coach ..... 1-0  
4-1 .... Bowl Record w/current school ..... 1-0



## ARMY FOOTBALL COMMUNICATIONS

**ERIC SZCZEPINSKI**

Director of Athletic  
Communications  
eric.szczepinski@westpoint.edu

**PRIMARY FOOTBALL CONTACT****CONOR MCCORRY**

Senior Assistant Director  
Athletic Communications  
conor.mccorry@westpoint.edu

**SECONDARY FOOTBALL CONTACT**

## ARMY MEDIA CENTER

Located on the top banner of the football page on Army's official athletics side -- [goarmywestpoint.com/sports/football](http://goarmywestpoint.com/sports/football).

Inside the Army Football media center you will be able to find Army's game notes, opponent game notes, the official flip card, game recap, post game notes, quotes, and interviews.

## COLLEGEPRESSBOX.COM

Collegepressbox is the official media website for Division I football. Access and download game notes, quotes, statistics, media guides, headshots, logos and more for all FBS schools, conferences, postseason games, awards and the College Football Playoff. For access, please register for an account at [collegepressbox.com/register](http://collegepressbox.com/register).



## MEDIA SCHEDULE -- WEEK 8 AT LSU

**MONDAY, Oct. 16**  
PLAYERS OFF DAY

**TUESDAY, Oct. 17 – Howze Practice Field**  
1:00pm – Head Coach Jeff Monken Press Conference (Nowak Auditorium/  
Zoom/YouTube Stream/X Stream)  
4:30-6:40pm – Full Team Practice (open to media)  
POST PRACTICE (6:45pm) – Offensive Coordinator Drew Thatcher and select  
players available

**WEDNESDAY, Oct. 18 – Howze Practice Field**  
5:10-6:50pm – Full Team Practice (open to media)  
POST PRACTICE (7:00pm) – Defensive Coordinator Nate Woody and select  
players available

**THURSDAY, Oct. 19 – Howze Practice Field**  
5:00-6:30pm – Practice – (CLOSED TO MEDIA)  
NO MEDIA AVAILABILITY

**FRIDAY, Oct. 20**  
NO MEDIA AVAILABILITY

**SATURDAY, Oct. 21 – Tiger Stadium**  
7:30pm – ARMY at LSU  
- Postgame media to follow in-person and on the Zoom link

## THIS WEEK IN ARMY FOOTBALL SHOW

Head coach Jeff Monken will join the Army Sports Network's Rich DeMarco every week during the season to discuss everything Army football. All 12 shows are scheduled to begin at 7 p.m. A majority of the shows will be on Thursday evenings, with three shows taking place on Wednesday nights. The show leading up to the UTSA game will be on (Wednesday, Sept. 13), as well as before Air Force (Wednesday, Nov. 1) and Navy (Wednesday, Dec. 6).

Fans are encouraged to watch via YouTube (Army West Point Athletics - @GoArmyWestPoint), Facebook Live, listen for free on The Varsity Network app or attend in-person at the Firstie Club. Additionally, WLNA 1420-AM and WBNR 1260-AM will air the show.

## This Week in Army Football Dates:

Thursday, October 19 – LSU game  
Thursday, October 26th – Massachusetts game  
Wednesday, November 1st – Air Force game  
Thursday, November 9th – Holy Cross game  
Thursday, November 16th – Coastal Carolina game  
Wednesday, December 6th – Navy game presented by USAA



## COACHING STAFF (BOOTH/FIELD)

Head Coach: Jeff Monken (named 12/24/2013)

|   |                        |
|---|------------------------|
| Defensive Coordinator .....                   | Nate Woody (Field)     |
| Offensive Coordinator .....                   | Drew Thatcher (Booth)  |
| Special Teams Coordinator .....               | Sean Saturnio (Field)  |
| Asst. HC/Outside Linebackers .....            | John Loose (Field)     |
| Co-Offensive Coordinator/Offensive Line ..... | Matt Drinkall (Booth)  |
| Defensive Line .....                          | Sean Cronin (Field)    |
| Def. Pass Game Coordinator/Cornerbacks .....  | Daryl Dixon (Booth)    |
| Running Backs .....                           | Darren Paige (Booth)   |
| Tight Ends .....                              | Blake Powers (Booth)   |
| Wide Receivers .....                          | Aaron Smith (Booth)    |
| Safeties .....                                | Danny Verpaele (Field) |
| Asst. HC for Offense/Offensive Line .....     | Mike Viti (Field)      |
| Inside Linebackers .....                      | Justin Weaver (Booth)  |
| Run game Coordinator/Quarterbacks .....       | Cody Worley (Field)    |
| Offensive Quality Control .....               | Tristan Yeomans        |
| Defensive Quality Control .....               | Collin Shank           |
| Head Strength & Conditioning .....            | Conor Hughes           |

## NEW COACHES

**Drew Thatcher, Offensive Coordinator** -- Joins Army from offensive coordinator and quarterbacks coach at Nebraska-Kearney (2019-22). In 2022, guided quarterback TJ Davis to repeat as MIAA Offensive Player of the Year in 2022 as he had 2,506 combined yards over 11 games. The Lopers finished with an 8-3 record and averaged 33 points and 402 yards per game.

**Darren Paige, Running Backs** -- Spent the last two seasons (2021-22) as the running backs coach at the University of Cincinnati. In 2021, he aided in the development of then junior Jerome Ford, who had one of the best seasons ever for a Cincinnati running back, rushing for 1,319 yards and a school-record-tying 19 touchdowns.

**Danny Verpaele, Safeties** -- Coached at Kennesaw State (2019-22). Was at Army before serving as a quality control coach for Monken (2014-15).

**Justin Weaver, Inside Linebackers** -- Was the Head Coach of the United States Military Academy Preparatory School (USMAPS) this past season (2022), and also served as the USMAPS defensive coordinator from 2019-21.



## ARMY FOOTBALL NUMERICAL ROSTER



## 2023 ARMY WEST POINT FOOTBALL ROSTER



## NUMERICAL

ROSTER AS OF: 10/10/23

| #  | FULL NAME             | YR. | POS. | HT.  | WT. | HOMETOWN / HIGH SCHOOL                                 |
|----|-----------------------|-----|------|------|-----|--|
| 1  | Zach Mundell          | So. | QB   | 5-9  | 180 | Arlington, Texas / Martin High School (USMAPS)         |
| 1  | Daelan Smith          | Sr. | DB   | 5-10 | 185 | Fort Valley, Ga. / Peach Valley HS                     |
| 2  | Anderson Britton      | So. | K    | 5-9  | 177 | Ringgold, Ga. / Heritage High School                   |
| 2  | Bo Nicolas-Paul       | Sr. | DB   | 5-11 | 180 | Irvington, N.J. / Hillside (USMAPS)                    |
| 2  | Larry Robinson        | Fr. | QB   | 5-10 | 189 | Detroit, Mich. / Saline High (USMAPS)                  |
| 3  | Cale Hellums          | Fr. | QB   | 5-10 | 200 | Tomball, Texas / Tomball (USMAPS)                      |
| 3  | Ay'Jaun Marshall      | Sr. | WR   | 5-11 | 185 | Baltimore, Md. / West York Area (USMAPS)               |
| 3  | Stephen Nnadozie      | Fr. | DB   | 5-11 | 175 | Fort Worth, Texas / Fossil Ridge (USMAPS)              |
| 4  | Carlos Alvarado       | Fr. | K    | 5-9  | 160 | The Woodlands, Texas / Tomball                         |
| 4  | Jabari Moore          | Sr. | DB   | 5-11 | 191 | Hoover, Ala. / Hoover                                  |
| 5  | Jarel Dickson         | Jr. | RB   | 5-11 | 220 | Trenton, Tenn. / Peabody (USMAPS)                      |
| 5  | Jaxon Hammond         | Fr. | DB   | 5-10 | 160 | Memphis, Tenn. / Christian Brothers                    |
| 6  | Max DiDomenico        | Jr. | DB   | 6-0  | 215 | Schertz, Texas / Samuel Clemen                         |
| 7  | Charlie Barnett       | So. | K    | 6-2  | 192 | Austin, Texas / Westlake High School                   |
| 7  | Jimmy Ciarlo          | Sr. | OLB  | 6-2  | 225 | Ringwood, N.J. / St. Joseph Regional (USMAPS)          |
| 7  | Champ Harris          | Fr. | QB   | 6-2  | 193 | Miami, Fla. / St. Thomas Aquinas                       |
| 8  | Hayden Reed           | So. | RB   | 6-0  | 215 | Tampa, Fla. / Gaither High School (USMAPS)             |
| 9  | Aaron Bibbins         | Jr. | DB   | 6-1  | 194 | Kennesaw, Ga. / Sprayberry (USMAPS)                    |
| 10 | Dewayne Coleman       | So. | QB   | 5-10 | 195 | Selma, Texas / Theodore Roosevelt High School (USMAPS) |
| 10 | Cameron Jones         | Sr. | DB   | 5-9  | 185 | Carson, Calif. / Harvard-Westlake (USMAPS)             |
| 11 | Isaiah Alston         | Jr. | WR   | 6-4  | 195 | Carteret, N.J. / Mater Dei Prep (USMAPS)               |
| 11 | Tommy Zitiello        | Jr. | DB   | 6-2  | 200 | Ponte Vedra, Fla. / Ponte Vedra                        |
| 13 | Bryson Daily          | Jr. | QB   | 6-0  | 215 | Abernathy, Texas / Abernathy (USMAPS)                  |
| 13 | James Wagenseller     | Fr. | P    | 6-3  | 217 | Poway, Calif. / Poway (USMAPS)                         |
| 13 | Jabril Williams       | So. | DB   | 5-10 | 185 | Joliet, Ill. / Joliet Catholic Academy (USMAPS)        |
| 14 | Mitch Bolden          | Fr. | QB   | 6-0  | 208 | West Chester, Ohio / Lakota West                       |
| 14 | Gavin Shields         | So. | DB   | 6-2  | 205 | Pitman, N.J. / Red Lion Christian Academy (USMAPS)     |
| 15 | Quinn Maretzki        | Sr. | K    | 5-10 | 195 | Honolulu, Hawaii / Punahou                             |
| 15 | Noah Short            | So. | WR   | 6-0  | 190 | San Jose, Calif. / The King's Academy (USMAPS)         |
| 15 | Joseph Stephens       | Fr. | DB   | 5-9  | 170 | Jacksonville, Fla. / Fleming Island (USMAPS)           |
| 16 | Josh Baskerville      | Fr. | DB   | 5-11 | 173 | West Point, N.Y. / Don Bosco Preparatory               |
| 16 | Damon Washington      | Jr. | DB   | 5-11 | 195 | East Brunswick, N.J. / Blair Academy (USMAPS)          |
| 17 | Alex Meredith         | Sr. | QB   | 5-11 | 190 | Anderson, S.C. / T.L. Hanna HS (USMAPS)                |
| 17 | Justin Weaver         | So. | DB   | 5-11 | 185 | Decatur, Ga. / Decatur High School (USMAPS)            |
| 18 | Jaydan Mayes          | So. | DB   | 5-10 | 185 | Fairfield, Ohio / Fairfield High School (USMAPS)       |
| 18 | Elo Modozie           | Fr. | OLB  | 6-3  | 220 | St. Augustine, Fla. / Bartram Trail (USMAPS)           |
| 19 | Billy Boehlke         | Sr. | P    | 6-1  | 196 | Cleveland, Ohio / Benedictine (USMAPS)                 |
| 19 | Sabastian Shannon     | So. | WR   | 6-0  | 185 | Las Vegas, Nev. / Bishop Gorman (USMAPS)               |
| 20 | Casey Larkin          | So. | DB   | 6-0  | 195 | Brielle, N.J. / Wall High School (USMAPS)              |
| 21 | Tyrell Robinson       | Jr. | RB   | 5-9  | 185 | Dallas, Ga. / East Paulding (USMAPS)                   |
| 21 | Tim Thurman Jr.       | So. | DB   | 5-10 | 186 | Demopolis, Ala. / Linden High School (USMAPS)          |
| 22 | Jamir Reyes           | Fr. | DB   | 5-11 | 186 | Philadelphia, Pa. / Imhotep Institute Charter (USMAPS) |
| 22 | Miles Stewart         | Jr. | RB   | 5-10 | 195 | New Orleans, La. / Lusher Charter School (USMAPS)      |
| 23 | Chance Keith          | Jr. | OLB  | 5-11 | 200 | Biloxi, Miss. / Biloxi                                 |
| 25 | Josiah Banks          | Jr. | OLB  | 6-1  | 208 | Lewisville, N.C. / Mount Tabor                         |
| 25 | David Clerk           | Fr. | WR   | 5-10 | 173 | Burleson, Texas / Burleson Centennial (USMAPS)         |
| 26 | Quindrelin Hammonds   | Sr. | DB   | 6-0  | 195 | Covington, Ga. / Alcovy (USMAPS)                       |
| 26 | Kanye Udoh            | Fr. | RB   | 6-0  | 220 | Mays Landing, N.J. / St. Augustine Prep (USMAPS)       |
| 27 | RJ de Madet           | Fr. | DB   | 5-8  | 164 | Frisco, Texas / Memorial                               |
| 27 | Markel Johnson        | Jr. | RB   | 5-8  | 200 | Allenhurst, Ga. / Liberty County (USMAPS)              |
| 28 | Omar Embree           | Fr. | WR   | 5-8  | 195 | Detroit, Mich. / Warren Woods Tower (USMAPS)           |
| 28 | Donavon Platt         | So. | DB   | 6-0  | 205 | Jamestown, N.C. / Lucy Ragsdale High School (USMAPS)   |
| 29 | Adam Cash             | Jr. | LB   | 5-11 | 230 | Arlington, Texas / Mansfield Timberview (USMAPS)       |
| 29 | Samari Howard         | Fr. | WR   | 5-7  | 185 | Temple, Texas / Temple (USMAPS)                        |
| 29 | Christian Yousefzadeh | Fr. | OLB  | 6-3  | 235 | Jacksonville, Fla. / Creekside (USMAPS)                |
| 23 | Lloyd Benson III      | Fr. | WR   | 5-8  | 179 | Baton Rouge, La. / Catholic High (USMAPS)              |
| 30 | Collin Matteson       | So. | DB   | 6-0  | 185 | Edmond, Okla. / Oklahoma Christian School              |
| 31 | Leo Lowin             | Sr. | LB   | 6-0  | 225 | Austin, Texas / Westlake                               |
| 31 | Zane Poulter          | Fr. | OLB  | 6-3  | 215 | Chino Hills, Calif. / Chino Hills                      |
| 31 | Christopher Williams  | Fr. | WR   | 5-9  | 165 | San Diego, Calif. / Francis W. Parker                  |
| 32 | Tyson Riley           | Sr. | TE   | 6-2  | 255 | Mount Vernon, Mo. / Springfield Catholic (USMAPS)      |
| 33 | Jakobi Buchanan       | Sr. | RB   | 6-0  | 255 | St. Charles, Mo. / Chaminade Prep (USMAPS)             |
| 33 | Trey McGinnis         | Fr. | LB   | 6-0  | 177 | Benton Harbor, Mich. / St. Joseph                      |
| 33 | Parker Williams       | Fr. | WR   | 5-10 | 165 | Fulshear, Texas / Fulshear                             |
| 34 | Tano Letuli           | Fr. | LB   | 6-1  | 241 | San Diego, Calif. / Cathedral Catholic (USMAPS)        |
| 34 | Nick Smith            | So. | OLB  | 6-1  | 215 | Danbury, Conn. / Danbury High School                   |
| 34 | Neo Vosschulte        | Fr. | WR   | 6-2  | 207 | Newtown Square, Pa. / Episcopal Academy (USMAPS)       |
| 36 | Brett Gerena          | Jr. | LB   | 6-0  | 230 | Valrico, Fla. / Jesuit                                 |
| 37 | Bryce Davis           | So. | WR   | 5-10 | 190 | Vidalia, Ga. / Vidalia Comprehensive High School       |
| 37 | Jordan Owens          | Fr. | RB   | 5-11 | 204 | Endwell, N.Y. / East Coast Prep                        |
| 82 | Cooper Allan          | So. | P    | 6-2  | 214 | Franklin, Ten. / Independence High School (USMAPS)     |
| 38 | Caden Brungard        | Fr. | DB   | 6-0  | 212 | Scranton, Pa. / Western Wayne (USMAPS)                 |
| 38 | Corey Singleton Jr.   | Fr. | RB   | 5-9  | 215 | Baton Rouge, La. / Catholic (USMAPS)                   |
| 38 | Carson Smith          | Fr. | RB   | 6-1  | 216 | Middletown, Md. / Middletown                           |
| 39 | Hamilton Baker        | Sr. | LB   | 6-1  | 212 | Daphne, Ala. / Daphne HS                               |
| 39 | Jake Lindsey          | Fr. | DB   | 5-11 | 192 | Saint Marys, Ga. / Camden County                       |
| 39 | Brady Mott            | Fr. | WR   | 6-1  | 195 | Vacaville, Calif. / Vacaville                          |
| 40 | Eric Ford             | So. | OLB  | 6-3  | 230 | Laurel, Md. / Landon School (USMAPS)                   |
| 40 | Jake Rendina          | Fr. | RB   | 5-11 | 264 | Kalispell, Mont. / Glacier High (USMAPS)               |
| 42 | Tay Andrews           | Fr. | WR   | 6-1  | 198 | Lockhart, Texas / Lockhart (USMAPS)                    |
| 42 | Baylor Newsom         | Fr. | LB   | 6-1  | 223 | Jacksonville, Fla. / Bishop Kenny (USMAPS)             |
| 42 | AJ Williams           | Jr. | TE   | 6-1  | 240 | Augusta, Ga. / Aquinas (USMAPS)                        |
| 43 | Kurt Thompson         | Fr. | WR   | 6-3  | 194 | Cincinnati, Ohio / Archbishop Moeller (USMAPS)         |
| 44 | Parker Poloskey       | Fr. | TE   | 6-4  | 224 | Boca Raton, Fla. / Olympic Heights Community           |
| 44 | Nathaniel Smith       | Sr. | DL   | 6-3  | 265 | Fort Washington, Md. / Bishop O'Connell (USMAPS)       |
| 45 | Calvin Bowens         | Fr. | OLB  | 6-2  | 217 | Port Saint Lucie, Fla. / The Benjamin School (USMAPS)  |
| 45 | Blane Cleaver         | Jr. | TE   | 6-2  | 230 | Berwick, Pa. / Berwick Area                            |
| 45 | Spencer Jones         | Sr. | LB   | 6-1  | 225 | Austin, Texas / Vandegrift (USMAPS)                    |
| 45 | Toby Thompson         | Fr. | TE   | 6-3  | 242 | Canton, Ga. / Cherokee High (USMAPS)                   |
| 46 | Kalvyn Crummie        | Jr. | LB   | 6-1  | 235 | Tuscaloosa, Ala. / Hillcrest (USMAPS)                  |
| 46 | David Dunston         | Fr. | OLB  | 6-2  | 236 | New Castle, Del. / William Penn (USMAPS)               |



|    |                     |     |     |      |     |   |
|----|---------------------|-----|-----|------|-----|---|
| 46 | Seth Reece          | Fr. | TE  | 6-2  | 227 | Morganton, Ga. / Fannin County (USMAPS)                       |
| 47 | Brian Dyer          | Fr. | TE  | 6-4  | 204 | Plano, Texas / Plano East                                     |
| 47 | Noah Nixon          | Fr. | LB  | 6-2  | 233 | Orlando, Fla. / West Orange                                   |
| 48 | Isaiah Birl         | Fr. | OLB | 6-0  | 199 | Cincinnati, Ohio / Walnut Hills                               |
| 48 | Tyler Deleon        | So. | DL  | 6-3  | 255 | Los Alamitos, Calif. / Los Alamitos High School (USMAPS)      |
| 49 | Brody Eaton         | Fr. | TE  | 6-4  | 241 | Malvern, Pa. / Conestoga                                      |
| 49 | Jackson Powell      | Sr. | OLB | 6-0  | 237 | Buford, Ga. / Buford HS                                       |
| 50 | Braden Bartosh      | So. | OL  | 6-2  | 298 | Riverside, Mo. / Park Hill South High School (USMAPS)         |
| 50 | Drew Prieto         | Fr. | LS  | 5-11 | 203 | Atlanta, Ga. / Marist School                                  |
| 50 | Holden Sapp         | Fr. | LB  | 6-1  | 229 | Rincon, Ga. / Benedictine Military School (USMAPS)            |
| 51 | Brady Small         | Fr. | OL  | 6-0  | 309 | Mt. Ephraim, N.J. / St. Augustine Prep (USMAPS)               |
| 51 | Andon Thomas        | So. | LB  | 6-1  | 225 | Liberty Hill, Texas / Liberty Hill High School                |
| 52 | Austin Hill         | Sr. | DL  | 6-1  | 255 | Memphis, Tenn. / Evangelical Christian                        |
| 52 | Kendrick Kirby      | Fr. | OL  | 6-0  | 262 | Calhoun, Ga. / Calhoun (USMAPS)                               |
| 53 | Kalib Fortner       | So. | LB  | 6-1  | 220 | Knoxville, Tenn. / Central High School (USMAPS)               |
| 53 | Bill Katsigiannis   | Jr. | OL  | 6-1  | 300 | Katy, Texas / Katy  |
| 54 | Tanner Bivins       | So. | OL  | 6-1  | 290 | Alpharetta, Ga. / Wesleyan School (USMAPS)                    |
| 54 | Camden O'Gara       | Sr. | LB  | 6-0  | 225 | Cincinnati, Ohio / Wyoming                                    |
| 55 | Owen Walter         | Fr. | LS  | 6-0  | 228 | Arlington Heights, Ill. / Prospect (USMAPS)                   |
| 56 | Tyler Lee           | Fr. | OL  | 6-1  | 290 | Tomball, Texas / Tomball (USMAPS)                             |
| 57 | Dylan Faniel        | Fr. | DL  | 6-1  | 274 | Chesterfield, Va. / Benedictine College Prep (USMAPS)         |
| 57 | Nick Moore          | Fr. | OL  | 6-3  | 271 | Cincinnati, Ohio / Northwest (USMAPS)                         |
| 58 | Henry Appleton      | Fr. | OL  | 6-2  | 272 | Denton, Texas / Billy Ryan (USMAPS)                           |
| 58 | Ben Morrow          | Fr. | LB  | 6-1  | 224 | Satellite, Fla. / Satellite                                   |
| 58 | Tyler Rafferty      | Jr. | DL  | 6-3  | 260 | Newburgh, N.Y. / Newburgh Free Academy                        |
| 59 | Nate Holt           | Fr. | DL  | 6-4  | 263 | West Chester, Pa. / Unionville (USMAPS)                       |
| 59 | Will Jeffcoat       | Jr. | OL  | 6-2  | 305 | Pelion, S.C. / Pelion   |
| 60 | Connor Finucane     | Sr. | OL  | 6-4  | 315 | Baton Rouge, La. / Catholic                                   |
| 60 | Brandon Wraalstad   | Fr. | OL  | 6-3  | 245 | Oconomowoc, Wisc. / Oconomowoc                                |
| 62 | Sam Barczak         | Sr. | OL  | 6-2  | 305 | Tyrone, Ga. / Sandy Creek (USMAPS)                            |
| 62 | Joe Traylor         | Fr. | OL  | 6-1  | 275 | Locust Grove, Ga. / Eagles Landing Christian Academy (USMAPS) |
| 63 | Ben Chaney          | Fr. | OL  | 6-5  | 319 | Hubbard, Ohio / Hubbard                                       |
| 64 | Beau Lombardi       | Sr. | OL  | 6-2  | 300 | Clive, Iowa / Valley (USMAPS)                                 |
| 64 | Jack Pirinelli      | So. | LS  | 6-1  | 220 | Roswell, Ga. / Blessed Trinity Catholic School                |
| 65 | Lucas Scott         | Jr. | OL  | 6-3  | 305 | Binghamton, N.Y. / Chenango Forks                             |
| 65 | Connor Tuk          | Fr. | OL  | 6-4  | 315 | Kennett, Pa. / Kennett  |
| 66 | Alex Gray           | Fr. | OL  | 6-3  | 263 | Huntsville, Ala. / Huntsville                                 |
| 67 | Cole McCutcheon     | Sr. | LS  | 5-11 | 205 | Phoenix, Ariz. / Sandra Day O'Connor                          |
| 68 | Jackson Filipowicz  | Sr. | OL  | 6-3  | 295 | Alpharetta, Ga. / Blessed Trinity Catholic                    |
| 68 | Broden Sobolewski   | Fr. | OL  | 6-0  | 266 | Plantation, Fla. St. Thomas Aquinas                           |
| 69 | Matthew Adoghe      | Jr. | OL  | 6-4  | 325 | Suwanee, Ga. / Peachtree Ridge                                |
| 70 | David Hoyt          | Jr. | OL  | 6-4  | 315 | Tampa, Fla. / Tampa Catholic (USMAPS)                         |
| 71 | Paolo Gennarelli    | Fr. | OL  | 6-1  | 296 | Campton Hills, Ill. / St. Charles North High (USMAPS)         |
| 72 | Kyle Kloska         | Fr. | OL  | 6-3  | 280 | Grand Rapids, Mich. / West Catholic High (Central Michigan)   |
| 72 | Lane Parks          | Fr. | OL  | 6-3  | 299 | Yukon, Okla. / Yukon (USMAPS)                                 |
| 73 | Ned Brady           | So. | OL  | 6-4  | 270 | New Canaan, Conn. / New Canaan High School                    |
| 74 | Simon Dellinger     | Sr. | OL  | 6-3  | 305 | Fort Wayne, Ind. / R Nelson Snider (USMAPS)                   |
| 75 | Sam Dec             | Fr. | OL  | 6-3  | 271 | Ponte Vedra, Fla. / Nease (USMAPS)                            |
| 75 | David Hayward       | Sr. | OL  | 6-4  | 280 | Danville, Calif. / Monte Vista HS (USMAPS)                    |
| 76 | James Maloney       | So. | OL  | 6-6  | 250 | Concord, Mass. / Taft School                                  |
| 77 | Kody Harris-Miller  | Fr. | DL  | 6-0  | 285 | Middletown, Del. / Middletown (USMAPS)                        |
| 77 | Jordyn Law          | Jr. | OL  | 6-4  | 305 | Nashville, Tenn. / Pike (USMAPS)                              |
| 78 | Shayne Buckingham   | Sr. | OL  | 6-4  | 305 | Dacula, Ga. / Dacula (USMAPS)                                 |
| 79 | Nikai Butler        | Sr. | DL  | 6-2  | 285 | Fayetteville, N.C. / Douglas Byrd HS (USMAPS)                 |
| 79 | Jonah Zimmerman     | Fr. | OL  | 6-3  | 291 | Oceanside, Calif. / Oceanside (USMAPS)                        |
| 80 | Liam Fortner        | So. | WR  | 6-1  | 205 | Knoxville, Tenn. / Central High School (USMAPS)               |
| 81 | Aidan Casuccio      | Fr. | TE  | 6-3  | 229 | Rumson, N.J. / The Hun School of Princeton                    |
| 81 | Tobi Olawole        | Fr. | WR  | 6-1  | 191 | Buford, Ga. / Buford (USMAPS)                                 |
| 81 | Kavon Pointer       | Fr. | WR  | 6-2  | 204 | Jonesboro, Ark. / Jonesboro (USMAPS)                          |
| 82 | Veshe Daniyan       | Sr. | WR  | 6-1  | 195 | Balch Springs, Texas / North Mesquite (USMAPS)                |
| 82 | Dillon Stowers      | Fr. | DL  | 6-3  | 267 | Lynchburg, Va. / Liberty Christian Academy (USMAPS)           |
| 83 | Tyler Brennan       | Sr. | WR  | 6-0  | 199 | Pittsburgh, Pa. / North Hills HS (USMAPS)                     |
| 83 | Matthew Gibbons     | So. | P   | 6-1  | 194 | San Antonio, Texas / Louis D. Brandeis High                   |
| 83 | Teddy Williams      | Fr. | TE  | 6-4  | 231 | Grand Ledge, Mich. Grand Ledge                                |
| 84 | Jake Rizzo          | Fr. | DL  | 6-4  | 259 | Gonzalez, La. / The Dunham School                             |
| 84 | Cam Schurr          | Jr. | WR  | 6-1  | 195 | Alpharetta, Ga. / South Forsyth                               |
| 85 | Amir Ali            | Fr. | DL  | 6-1  | 247 | San Antonio, Texas / Holy Cross                               |
| 85 | David Crossan       | Jr. | TE  | 6-3  | 250 | Clearwater, Fla. / Calvary Christian (USMAPS)                 |
| 86 | TJ McCormack        | So. | DL  | 6-1  | 265 | Wanaque, N.J. / Lakeland Regional (USMAPS)                    |
| 86 | Will Montesi        | Jr. | TE  | 6-2  | 225 | Greenwich, Conn. / Greenwich                                  |
| 87 | Jack Bousum         | Fr. | DL  | 6-4  | 231 | Annapolis, MD / St. Mary's (USMAPS)                           |
| 87 | Casey Reynolds      | Jr. | WR  | 6-2  | 195 | Cold Spring Harbor, N.Y. / Deerfield Academy                  |
| 88 | Isaiah Lige         | Jr. | WR  | 6-1  | 195 | Atlanta, Ga. / Westlake HS                                    |
| 88 | Joshua Lingenfelter | Sr. | TE  | 6-3  | 250 | Panama City, Fla. / A Crawford Mosley (USMAPS)                |
| 88 | Donovan Poe         | Fr. | DL  | 6-0  | 260 | Long Beach, Calif. / Long Beach Poly (USMAPS)                 |
| 89 | Taylor Saulsberry   | So. | WR  | 6-3  | 205 | Katy, Texas / Katy High School (USMAPS)                       |
| 90 | Isaiah Filisi       | Sr. | DL  | 6-3  | 320 | Waipahu, Hawaii / Saint Louis (USMAPS)                        |
| 91 | Trey Sofia          | Jr. | OLB | 6-6  | 240 | Austin, Texas / Lake Travis                                   |
| 92 | Jack Latore         | So. | DL  | 6-5  | 280 | Middletown, N.J. / Middletown South High School               |
| 93 | Cody Winokur        | Jr. | DL  | 6-2  | 275 | Severna Park, Md. / Archbishop Spalding (USMAPS)              |
| 94 | Cole Talley         | Sr. | K   | 6-1  | 200 | Rockwall, Texas / Rockwall (USMAPS)                           |
| 94 | Jacob Tuioti        | So. | DL  | 6-1  | 275 | Long Beach, Calif. / Long Beach Poly (USMAPS)                 |
| 95 | Kyle Lewis          | Jr. | DL  | 6-3  | 280 | Scottsdale, Ariz. / Horizon (USMAPS)                          |
| 96 | Trey Gronotte       | Jr. | K   | 6-1  | 195 | Crestview Hills, Ky. / Covington Catholic                     |
| 96 | Darius Richardson   | Sr. | DL  | 6-2  | 300 | Dover, Fla. / Tampa Bay Tech (USMAPS)                         |
| 97 | Andre Miller        | Jr. | DL  | 6-3  | 270 | Savannah, Ga. / Savannah Country Day (USMAPS)                 |
| 98 | Deshontez Gray      | So. | DL  | 6-3  | 262 | Gaston, S.C. / Pelion High School (USMAPS)                    |
| 98 | Avain Smith         | So. | K   | 5-11 | 170 | Shreveport, La. / Loyola College Prep                         |
| 99 | Chris Frey          | Sr. | DL  | 6-5  | 265 | Canyon Lake, Calif. / Temescal Canyon (USMAPS)                |
| 99 | Matthew Rhodes      | Jr. | P   | 6-5  | 206 | Auburn, Ala. / Auburn   |





## ARMY FOOTBALL DEPTH CHART / PRONUNCIATION GUIDE -- WEEK 8 AT LSU



## ARMY BLACK KNIGHTS 2023 DEPTH CHART

Compiled by Army Black Knights Football Communications (Unofficial)

10/17/23

| OFFENSE       |                                |           | Freshman Underlined             |                                 | PRONUNCIATION GUIDE |                    |
|---------------|--------------------------------|-----------|---------------------------------|---------------------------------|---------------------|--------------------|
| LT 70         | DAVID HOYT (6-4, 315)          | 77        | Jordyn "Boobie" Law (6-4, 305)  |                                 | Matthew Adoghe      | ah-DOE-gay         |
| LG 68         | JACKSON FILIPOWICZ (6-3, 295)  | 62        | Sam Barczak (6-2, 305)          |                                 | Sam Barczak         | Bar-Zack           |
| C 51          | <u>BRADY SMALL (6-0, 309)</u>  | 64        | Beau Lombardi (6-2, 300)        |                                 | Billy Boehlke       | BELL-key           |
| RG 65         | LUCAS SCOTT (6-3, 305)         | 69        | Matthew Adoghe (6-4, 325)       |                                 | Nikai Butler        | nuh-KY             |
| RT 60         | CONNOR FINUCANE (6-4, 315)     | 74        | Simon Dellinger (6-3, 305)      |                                 | Jimmy Ciarlo        | CHAR-lo            |
| QB 13         | BRYSON DAILY (6-0, 215)        | <u>7</u>  | <u>Champ Harris (6-2, 193)</u>  | 10 Dewayne Coleman (5-10, 195)  | David Crossan       | CROSS-in           |
| RB 26         | <u>KANYE UDOH (6-0, 220)</u>   | 8         | Hayden Reed (6-0, 215)          | 27 Markel Johnson (5-8, 200)    | Kalvyn Crummie      | CRUM-me            |
| RB 21         | TYRELL ROBINSON (5-9, 185)     | 33        | Jakobi Buchanan (6-0, 255)      | OR 22 Miles Stewart (5-10, 195) | Veshe Daniyan       | VAY-Shay Danny-yin |
| WR 15         | NOAH SHORT (6-0, 190)          | 3         | Ay'Jaun Marshall (5-11, 185)    | 1 Zach Mundell (5-9, 180)       | Simon Dellinger     | DELL-ing-err       |
| WR 87         | CASEY REYNOLDS (6-2, 195)      | <u>81</u> | <u>Tobi Olawole (6-1, 191)</u>  |                                 | Jarel Dickson       | Ja-REL             |
| WR 80         | LIAM FORTNER (6-1, 205)        | 82        | Veshe Daniyan (6-1, 195)        |                                 | Max DiDomenico      | de-duh-MIN-uh-co   |
| TE 88         | JOSH LINGENFELTER (6-3, 250)   | 32        | Tyson Riley (6-2, 255)          | 85 David Crossan (6-3, 250)     | Jackson Filipowicz  | fill-IP-oh-witz    |
|               |                                |           |                                 |                                 | Isaiah Filisi       | fuh-LEE-see        |
|               |                                |           |                                 |                                 | Connor Finucane     | fuh-NEW-kin        |
|               |                                |           |                                 |                                 | Chris Frey          | FRAY               |
|               |                                |           |                                 |                                 | Brett Gerena        | juh-REE-na         |
|               |                                |           |                                 |                                 | Trey Gronotte       | gruh-NOTT-ee       |
|               |                                |           |                                 |                                 | Quindrelin Hammonds | Quinn-Dre-Lynn     |
|               |                                |           |                                 |                                 | Bill Katsigiannis   | cats-ee-ON-is      |
|               |                                |           |                                 |                                 | Tano Letuli         | TON-O La-TOOL-E    |
|               |                                |           |                                 |                                 | Joshua Lingenelter  | ling-in-FELT-er    |
|               |                                |           |                                 |                                 | Quinn Maretzki      | Ma-RET-ski         |
|               |                                |           |                                 |                                 | Ay'Jaun Marshall    | EYE-john           |
|               |                                |           |                                 |                                 | Elo Modozie         | EL-oh Mo-doz-E     |
|               |                                |           |                                 |                                 | Will Montesi        | mon-TAY-zee        |
|               |                                |           |                                 |                                 | Tobi Olawole        | all-LA-wal-A       |
|               |                                |           |                                 |                                 | Daelan Smith        | DAY-lin            |
|               |                                |           |                                 |                                 | Tommy Zitiello      | zuh-TELL-oh        |
| DEFENSE       |                                |           |                                 |                                 |                     |                    |
| DL 99         | CHRIS FREY (6-5, 265)          | 92        | Jack Latore (6-5, 280)          |                                 |                     |                    |
| NT 95         | KYLE LEWIS (6-3, 280)          | 96        | Darius Richardson (6-2, 300)    |                                 |                     |                    |
| DL 52         | AUSTIN HILL (6-1, 255)         | 44        | Nathaniel Smith (6-3, 265)      |                                 |                     |                    |
| OLB 49        | JACKSON POWELL (6-0, 237)      | 91        | Trey Sofia (6-6, 240)           |                                 |                     |                    |
| OLB 7         | JIMMY CIARLO (6-2, 225)        | 23        | Chance Keith (5-11, 200)        |                                 |                     |                    |
| ILB 31        | LEO LOWIN (6-1, 225)           | 36        | Brett Gerena (6-0, 230)         |                                 |                     |                    |
| ILB 53        | KALIB FORTNER (6-1, 220)       | 34        | Tano Letuli (6-1, 241)          |                                 |                     |                    |
| CB 4          | JABARI MOORE (5-11, 191)       | 28        | Donavon Platt (6-0, 205)        |                                 |                     |                    |
| CB 10         | CAMERON JONES (5-9, 185)       | 2         | Bo Nicolas-Paul (5-11, 180)     |                                 |                     |                    |
| SS 26         | QUINDRELIN HAMMONDS (6-0, 195) | 9         | Aaron Bibbins (6-1, 194)        |                                 |                     |                    |
| FS 6          | MAX DIDOMENICO (6-0, 215)      | 20        | Casey Larkin (6-0, 195)         |                                 |                     |                    |
| SPECIAL TEAMS |                                |           |                                 |                                 |                     |                    |
| P 38          | COOPER ALLAN (6-2, 214)        | 19        | <u>BILLY BOEHLKE (6-0, 196)</u> |                                 |                     |                    |
| K 94          | COLE TALLEY (6-0, 205)         | OR 15     | QUINN MARETZKI (5-10, 195)      |                                 |                     |                    |
| LS 67         | COLE McCUTCHEON (5-11, 205)    | 52        | Austin Hill (6-1, 255)          |                                 |                     |                    |
| KR 27         | MARKEL JOHNSON (5-8, 200)      | 1         | Zach Mundell (5-9, 180)         |                                 |                     |                    |
| PR 10         | CAMERON JONES (5-9, 185)       | 4         | Jabari Moore (5-11, 191)        |                                 |                     |                    |





## ARMY FOOTBALL GAME-BY-GAME STARTERS

### OFFENSE

| Opp         | QB      | RB         | WR       | WR         | LT           | LG            | C       | RG         | RT           | TE/WR               | TE/WR/RB       |
|-------------|---------|------------|----------|------------|--------------|---------------|---------|------------|--------------|---------------------|----------------|
| at ULM      | B.Daily | J.Buchanan | I.Alston | A.Marshall | J.Law        | J. Filipowicz | B.Small | C.Finucane | S.Buckingham | J.Lingenfelter (TE) | D.Crossan (TE) |
| vs. Del St  | B.Daily | M. Stewart | I.Alston | A.Marshall | S.Buckingham | J. Filipowicz | B.Small | L.Scott    | C.Finucane   | N.Short (WR)        | L.Fortner(WR)  |
| at UTSA     | B.Daily | H.Reed     | I.Alston | N.Short    | D.Hoyt       | J.Filipowicz  | B.Small | L.Scott    | C.Finucane   | J.Lingenfelter (TE) | T.Riley(TE)    |
| at Syracuse | B.Daily | M.Johnson  | I.Alston | N.Short    | D.Hoyt       | J.Filipowicz  | B.Small | L.Scott    | C.Finucane   | J.Lingenfelter (TE) | T.Riley(TE)    |
| vs. BC      | B.Daily | H.Reed     | N.Short  | C.Reynolds | D.Hoyt       | J.Filipowicz  | B.Small | L.Scott    | C.Finucane   | V.Daniyan (WR)      | K.Uodh(RB)     |
| vs. Troy    | B.Daily | T.Robinson | N.Short  | C.Reynolds | D.Hoyt       | J.Filipowicz  | B.Small | L.Scott    | C.Finucane   | J.Lingenfelter (TE) | V.Daniyan (WR) |

### DEFENSE

| Opp         | DL     | DL           | DL      | OLB      | ILB     | ILB       | OLB      | CB             | CB      | S          | S            |
|-------------|--------|--------------|---------|----------|---------|-----------|----------|----------------|---------|------------|--------------|
| at ULM      | C.Frey | K.Lewis      | A.Hill  | J.Ciarlo | L.Lowin | S.Jones   | T.Sofia  | J.Moore        | C.Jones | Q.Hammonds | M.DiDomenico |
| vs. Del St  | C.Frey | K.Lewis      | A.Hill  | J.Ciarlo | L.Lowin | S.Jones   | J.Powell | J.Moore        | C.Jones | Q.Hammonds | M.DiDomenico |
| at UTSA     | C.Frey | K.Lewis      | A.Hill  | J.Ciarlo | L.Lowin | S.Jones   | J.Powell | J.Moore        | C.Jones | Q.Hammonds | M.DiDomenico |
| at Syracuse | C.Frey | K.Lewis      | N.Smith | J.Ciarlo | L.Lowin | K.Fortner | J.Powell | J.Moore        | C.Jones | Q.Hammonds | C.Larkin     |
| vs. BC      | C.Frey | D.Richardson | A.Hill  | J.Ciarlo | L.Lowin | K.Fortner | J.Powell | B.Nicolas-Paul | C.Jones | Q.Hammonds | M.DiDomenico |
| vs. Troy    | C.Frey | K.Lewis      | A.Hill  | J.Ciarlo | L.Lowin | K.Fortner | J.Powell | J.Moore        | C.Jones | Q.Hammonds | M.DiDomenico |



## TEAM NOTES

### SERVICE ACADEMY EXCELLENCE

Since 2017, Monken and company has enjoyed a 52-30 win-loss record, best amongst the three service academies in that span.

| Rk | School    | W  | L  | Pct. |
|----|-----------|----|----|------|
| 1. | Army      | 52 | 30 | .634 |
| 2. | Air Force | 50 | 25 | .666 |
| 3. | Navy      | 35 | 44 | .443 |

### ACADEMY BOWL WINS (SINCE 2016)

| Rk | School    | W | L |
|----|-----------|---|---|
| 1. | Army      | 4 | 1 |
| 2. | Air Force | 4 | 0 |
| 3. | Navy      | 2 | 1 |

### LAMBERT TROPHY

The Lambert Trophy is an annual award given to the best team in the East (geographically) in Division I FBS.

Most recent winners:

2020 - Army  
2019 - Penn State  
2018 - Army  
2017 - Penn State

| All-Time School | Total | Years won  |
|-----------------|-------|--|
| Penn State      | 32    | 1947, 1961, 1962, 1964, 1967, 1968, 1969, 1971, 1972, 1973, 1974, 1975, 1977, 1978, 1981, 1982, 1985, 1986, 1989, 1990, 1991, 1994, 1996, 1997, 1998, 2005, 2008, 2009, 2013, 2016, 2017, 2019 |
| Army            | 9     | 1944, 1945, 1946, 1948, 1949, 1953, 1958, 2018, 2020   |
| Syracuse        | 6     | 1952, 1956, 1959, 1966, 1987, 1992   |
| Pittsburgh      | 6     | 1936, 1937, 1955, 1976, 1979, 1980   |
| navy            | 5½    | 1943, 1954, 1957, 1960 (½), 1963, 2015   |
| Boston College  | 5     | 1940, 1942, 1983, 1984, 2004   |
| Miami (FL)      | 4     | 2000, 2001, 2002, 2003   |
| West Virginia   | 4     | 1988, 1993, 2007, 2011   |
| Dartmouth       | 2     | 1965, 1970   |
| Princeton       | 2     | 1950, 1951   |
| Virginia Tech   | 2     | 1995, 1999   |
| Carnegie Tech   | 1     | 1938   |
| Cincinnati      | 1     | 2012   |
| Connecticut     | 1     | 2010   |
| Cornell         | 1     | 1939   |
| Fordham         | 1     | 1941   |
| Louisville      | 1     | 2006   |
| Rutgers         | 1     | 2014   |
| Yale            | ½     | 1960 (½)   |

### COMMANDER IN CHIEF'S TROPHY

Is awarded to each season's winner of the college football series among the teams of three U.S. Service Academies. Was first awarded in 1972 by President Richard Nixon. The trophy is named for the U.S. President, who is the Commander-in-Chief of all U.S. military services under the U.S. Constitution.

Army has won the CIC outright three times in the last five seasons, retaining the trophy in 2021 (not outright, five shared trophies in history). Prior to this five year stretch, Army's last CIC Trophy came in 1996.

2022 - Air Force  
2021 - Shared (Army retained trophy from previous season)  
2020 - Army  
2019 - Navy  
2018 - Army  
2017 - Army

### 2023 TEAM CAPTAINS

In May, head coach Jeff Monken announced Army's team captains for the 2023 season. Rising seniors Jimmy Ciarlo, Connor Finucane, Austin Hill and Leo Lowin will be leading the Black Knights in the fall.

"Player-led teams maximize their potential," Monken said. I'm excited about the selection that our team made this year with our team captains. All four are outstanding players and tough, competitive men who will demand excellence and lead with honor.

### BEAT navy!

Army has beat navy in five of last seven years since 2016.

|                   |                     |                    |
|-------------------|---------------------|--------------------|
| December 10, 2016 | Baltimore, MD       | ARMY, 21-17        |
| December 9, 2017  | Philadelphia, PA    | ARMY, 14-13        |
| December 8, 2018  | Philadelphia, PA    | No. 22 ARMY, 17-10 |
| December 14, 2019 | Philadelphia, PA    | No. 23 Navy, 31-7  |
| December 12, 2020 | West Point, NY      | ARMY, 15-0         |
| December 11, 2021 | East Rutherford, NJ | Navy, 17-13        |
| December 10, 2022 | Philadelphia, PA    | ARMY, 20-17, 2OT   |



### ACTIVE NFL PLAYERS FROM ARMY

#### Brett Toth, OL, 2020-Pres.

- Helped Army win its first Commander-in-Chief's Trophy as a senior in 2017 since 1996. Has played in 17 career NFL games with one start for the Philadelphia Eagles (2020-21).

#### Cole Christiansen, LB, 2020-Pres.

- Signed with the Los Angeles Chargers as an undrafted free agent in 2020, after receiving a waiver that allowed him to serve in the reserves and delay his active duty commitment until after his playing career is over. Was a member of the 2022 Super Bowl Champion Kansas City Chiefs. Has played in eight NFL games and has logged four tackles. Finished his Army career with 275 tackles which ranks 20th most in school records.

#### Elijah Riley, DB, 2020-Pres.

- In his four-year career at Army, Riley accumulated 201 tackles, seven interceptions, and 6.5 sacks. His seven interceptions rank second most by an Army defender since 2000. In the NFL, Riley has played for the Philadelphia Eagles, New York Jets and Pittsburgh Steelers playing in 17 games with seven starts. In 2021 with the Jets, logged a career high 45 tackles, one sack, and three tackles for loss.

#### Jon Rhattigan, LB, 2021-Pres.

- Did not become a starter for Army until his senior season in 2020 where he finished with 78 total tackles, nine tackles for loss, 1.5 sacks, two interceptions, two pass break ups and two fumble recoveries. Signed with the Seattle Seahawks in 2021, and has appeared in 19 games totaling 15 tackles as a mainstay on special teams units.

#### Andre Carter II, LB, 2023-Pres.

- Signed as an undrafted free agent by the Minnesota Vikings in 2023. In 2021 Andre Carter, became Army's first AP All-American in 31 years (Third-Team). His 15.5 sacks in 2021 were the most in a single season in Army history. His 15.5 sacks were also second most in the country behind Alabama's Will Anderson (17.5).

### NFL COACHES FROM ARMY

#### Ben Kotwica, Denver Broncos -- Special Teams Coordinator

- Played linebacker and was a team captain on Army's 1996 Bowl team. Is in his first season as a special teams coordinator with Denver.



## HEAD COACH JEFF MONKEN NOTES



Year at Army West Point: 10th  
Career Year (Head Coach): 14th (104-69)

Hometown: Joliet, Ill.  
Family: wife, Beth; daughters, Isabelle, Amelia and Evangeline

EDUCATION  
B.A., Millikin, 1989; M. Ed., Hawai'i, 1991

Signed a multi-year contract extension with Army on Sept. 18, 2023.

In 2022, logged his 59th career win at Army breaking a tie with the legendary Army coach Charles Daly and surpassing his mark for second place on the Academy's all-time win list. First is Red Blaik with 121 career victories.

Led Army to victory over rival Navy, with a double-OT victory over arch-rival Navy, the first-ever overtime game in the history of the Army-Navy Game series.

An Armed Forces Bowl victory over Missouri in 2021 marked Army's first win against an SEC program since 2009

Started the 2021 season 4-0 for the first time in 25 years

Led the Black Knights to an 11-win season for the first time in program history (2018)

Helped the Cadets to back-to-back 10-plus win seasons for the first time in Academy lore (2017 & 2018)

Became the first Army head coach to win three bowl games in his career (2016, 2017, & 2018), passing Jim Young, who had two bowl wins

Finished 2018 ranked No. 19 in the Associated Press Poll and No. 20 in the Amway Coaches Poll

Won the Commander In Chief's trophy in back-to-back seasons for the first time in program history (2017-18)

Earned the Lambert Trophy for the first time in 60 years (2018)

Won the George Munger Collegiate Coach of the Year Award and the Vince Lombardi Award for National College Coach of the Year (2018)

Mentored Kelvin Hopkins Jr. in 2018 to become the first player in Academy history to throw and rush for 1,000 yards in the same season

Won 10 games in 2017 for only the second time in program history (1996)

Bleacher Report ranked Army in its final Top 25 rankings following its 10-3 season in 2017

Brought home the Commander in Chief's Trophy for the first time in 21 years with wins over Navy and Air Force in 2017

Named a finalist for the Paul "Bear" Bryant Award and Eddie Robinson Award for National Coach of the Year (2017)

Led the nation in rushing in 2017 and saw Ahmad Bradshaw set the single-season rushing record

In 2016 led Army to its first win over Navy since 2001 and its first bowl game appearance and win since 2010

Led Army to eight wins in 2016 for the first time since 1996

Won against a Power 5 team in 2016 (Wake Forest) on the road for the first time since 2010

Recorded Army's first road victory since 2010 with a win at E. Michigan in 2015

Became the first Army coach to win his initial game since 1991

| YEAR  | SCHOOL                          | OVERALL RECORD |
|-------|---------------------------------|----------------|
| 2022  | Army West Point                 | 6-6            |
| 2021  | Army West Point                 | 9-4            |
| 2020  | Army West Point                 | 9-3            |
| 2019  | Army West Point                 | 5-8            |
| 2018  | Army West Point                 | 11-2           |
| 2017  | Army West Point                 | 10-3           |
| 2016  | Army West Point                 | 8-5            |
| 2015  | Army West Point                 | 2-10           |
| 2014  | Army West Point                 | 4-8            |
| 2013  | Georgia Southern (1st FBS Year) | 7-4            |
| 2012* | Georgia Southern                | 10-4           |
| 2011* | Georgia Southern                | 11-3           |
| 2010# | Georgia Southern                | 10-5           |

## MONKEN'S TROPHY CASE

## Commander In Chief's Trophy: (3)

2017



2018



2020



## Bowl Wins: (4)

## Lockheed Martin Armed Forces Bowl wins: (3)

2017



2018



2021



## Zaxby's Heart of Dallas Bowl win (1): – (Now known as First Responder Bowl)

2016



## MONKEN'S ARMY CAREER SUPERLATIVES

## INDIVIDUAL GAME HIGHS

|                           |   |
|---------------------------|---|
| Rushes .....              | 35, T. Tyler, vs. Georgia Southern (11/21/20)           |
| Yards Rushing .....       | 265, A. Bradshaw, at Air Force (11/4/17)                |
| TD Rushes .....           | 5, K. Hopkins, vs. Houston (12/22/18)                   |
| Long Rush .....           | 87-TD, T. Robinson, vs. UMass (11/20/21)                |
| Pass Attempts .....       | 24, K. Hopkins, vs. Tulane (10/5/19)                    |
| Pass Completions .....    | 11, C. Ballard, vs. UTSA (9/10/22)                      |
| Yards Passing .....       | 211, C. Ballard, vs. UTSA (9/10/22)                     |
| TD Passes .....           | 3, 2x, Most recent B. Daily vs. Delaware State (9/9/23) |
| TDs accounted for .....   | 5, 2x, Most recent B. Daily vs. Delaware State (9/9/23) |
| Longest Pass .....        | 87-TD J. Laws to C. Harrison, at Air Force (11/2/19)    |
| Longest TD Pass .....     | 87, J. Laws to C. Harrison, at Air Force (11/2/19)      |
| Receptions .....          | 7, I. Alston, at Wake Forest (10/8/22)                  |
| Yards Receiving .....     | 135, I. Alston, vs. Delaware State (9/9/23)             |
| TD Receptions .....       | 2, 2x Last: I. Alston, vs. Delaware State (9/9/23)      |
| Field Goals .....         | 3, 2x Last: Q. Maretzki, at UTSA (9/15/23)              |
| Long Field Goal .....     | 52, D. Grochowski, vs. Navy (10/18/20)                  |
| Punts .....               | 9, B. Boehlke, vs. Navy (12/10/22)                      |
| Long Punt .....           | 78, Z. Harding, at Air Force (11/2/19)                  |
| Long Punt Return .....    | 73-TD, T. Robinson, vs. Villanova (9/17/22)             |
| Long Kickoff Return ..... | 55, Z. Mundell, vs. Boston College (10/7/23)            |
| Tackles .....             | 17, J. Timpf, vs. Air Force (11/1/14)                   |
| INTs .....                | 2, 4x Last: E. Riley vs. North Texas (12/27/16)         |





## HEAD COACH JEFF MONKEN NOTES

### CONTRACT EXTENDED

On Sept. 18, 2023 Army West Point Athletics and head football coach Jeff Monken agreed on a multi-year contract extension. "No coach in college football epitomizes the essence of their institution better than Jeff Monken. His commitment to developing young men in every facet of their lives is genuine and effective and I'm thrilled that he will continue to educate, train and inspire our cadets while winning football games." – **Director of Athletics, Mike Buddie**

### NO. 2 IN THE RECORD BOOKS

With the victory vs. Villanova in 2022, Head Coach Jeff Monken logged his 59th career win at Army West Point, breaking the tie and surpassing the legendary Charles Daly for No. 2 on the Academy's all-time win list. Daly still holds the best win percentage for all Army coaches with over 40 games of coaching at .804.

### ALL-TIME ACADEMY WINS - MONKEN ERA

| Head Coach            | Career Years       | Win       | Loss      | Tie      | Pct.        |
|-----------------------|--------------------|-----------|-----------|----------|-------------|
| 1. Red Blaik          | 1941-58            | 121       | 33        | 10       | .768        |
| 2. <b>Jeff Monken</b> | <b>2014 - Pres</b> | <b>66</b> | <b>53</b> | <b>0</b> | <b>.555</b> |
| 3. Charles Daly       | 1913-22            | 58        | 13        | 3        | .804        |
| 4. Jim Young          | 1983-90            | 51        | 39        | 1        | .566        |
| 5. Bob Sutton         | 1991-99            | 44        | 55        | 1        | .445        |
| 6. Thomas Cahill      | 1966-73            | 40        | 39        | 2        | .506        |
| 7. Gar Davidson       | 1933-37            | 35        | 11        | 1        | .755        |
| 8. Biff Jones         | 1926-29            | 30        | 8         | 2        | .775        |
| 9. Ralph Sasse        | 1930-32            | 25        | 5         | 2        | .813        |
| 10. Paul Dietzel      | 1962-65            | 21        | 18        | 1        | .538        |

### PROTECT THIS HOUSE

**Head Coach Jeff Monken** holds an overall home record of 42-16 with Army since the start of his tenure in 2014.

Monken and the Black Knights are 28-7 at home since the start of the 2018 season.

Even better Army is 18-5 at home since the start of the 2020 season. Army's 18 home wins are tied for 14th most in this span.

### THE MONKEN WAY

Army has three 10+ win seasons in program history (1996, 2017, 2018) and **Head Coach Jeff Monken** has led two of them, being the only Army coach to lead two 10-plus game winning seasons during a head coaching tenure in Academy history.

### HOME COOKING

Monken has led two of the longest home winning streaks in program history. Last season, the Black Knights secured their 13th consecutive-win on home turf at Michie Stadium on Sept. 25, a streak that lasted from Nov. 2019 to Sept. 2021.

The latest home stand winning-streak was Monken's second best, behind his 15-game home win streak, spanning from 2016-19. The 13-win streak at home sits at **No. 5** on the longest NCAA home-game winning streaks from Week 11 in 2019 through Week 8 of the 2021 season.

### LONGEST HOME WINNING STREAKS IN ARMY SCHOOL HISTORY

| Rk | First             | Last             | W         | L        |
|----|-------------------|------------------|-----------|----------|
| 1  | 9/30/1944         | 11/2/1946        | 20        | 0        |
| 2  | 10/22/1955        | 9/26/1959        | 17        | 0        |
| 3  | 10/18/1947        | 11/11/1950       | 16        | 0        |
| 4  | 11/13/1915        | 10/27/1917       | 16        | 0        |
| 5  | <b>11/19/2016</b> | <b>9/21/2019</b> | <b>15</b> | <b>0</b> |
| 6  | 11/20/1926        | 11/3/1928        | 14        | 0        |
| 7  | <b>11/9/2019</b>  | <b>9/25/2021</b> | <b>13</b> | <b>0</b> |
| 8  | 10/31/1987        | 10/28/1989       | 13        | 0        |
| 9  | 9/15/1984         | 9/13/1986        | 13        | 0        |

Monken's streaks **highlighted**

### GO BOWLING

**Monken** has enjoyed a 4-1 bowl record at Army, which is among the best in the nation since 2016.

### MOST BOWL WINS IN FBS (SINCE 2016)

| Rk | School            | W        | L        | Appearances |
|----|-------------------|----------|----------|-------------|
| 1. | Alabama           | 8        | 2        | 10          |
|    | Georgia           | 8        | 2        | 10          |
| 3. | Wisconsin         | 6        | 1        | 7           |
| 4  | LSU               | 5        | 2        | 7           |
|    | Oklahoma State    | 5        | 2        | 7           |
|    | Wake Forest       | 5        | 2        | 7           |
|    | Appalachian State | 5        | 1        | 6           |
|    | Minnesota         | 5        | 0        | 5           |
| 9. | Clemson           | 4        | 4        | 8           |
|    | Kentucky          | 4        | 3        | 7           |
|    | Mississippi State | 4        | 3        | 7           |
|    | Ohio State        | 4        | 3        | 7           |
|    | Brigham Young     | 4        | 2        | 6           |
|    | Iowa              | 4        | 2        | 6           |
|    | Western Kentucky  | 4        | 2        | 6           |
|    | <b>Army</b>       | <b>4</b> | <b>1</b> | <b>5</b>    |
|    | Louisiana Tech    | 4        | 1        | 5           |
|    | Ohio              | 4        | 1        | 5           |
|    | Texas             | 4        | 1        | 5           |
|    | Air Force         | 4        | 0        | 4           |
|    | Fresno State      | 4        | 0        | 4           |
|    | Northwestern      | 4        | 0        | 4           |
|    | Troy              | 4        | 0        | 4           |

### HANGIN' WITH THE BIG BOYS

**Head Coach Jeff Monken** over the last six seasons dating back to 2017, Monken has turned the Army Football program into yearly winners. Army has posted a 52-30 record since 2017 which is tied for the 26th most wins in college football in this span.

### ALLSTATE AFCA 2023 GOOD WORKS TEAM

Has been selected as a nominee for the Allstate AFCA 2023 Good Works® Team.

Monken joins a group of 20 head coaches across all of college football from the FBS, FCS, D-II, D-III & NAIA to be up for this award.

The final 22-member team of players and one honorary coach are selected by a voting panel of former Allstate AFCA Good Works Team members, current and former head coaches and journalists. They look for exceptional leadership on and off the football field. To be considered for a spot on the Allstate AFCA Good Works Team, each player/coach must be actively involved with a charitable organization or service group while maintaining strong academic standing.



## 2023 TEAM NOTES

## IMPACT FRESHMAN

Army freshman RB Kanye Udoh rushed for a season-best 124 yards on 18 carries (6.9 avg.) vs. Troy (10/14), becoming the first Army freshman to rush over the century mark since Tyrell Robinson rushed for 126 yards vs. Abilene-Christian on 10/3/2020.

Udoh is the fifth Army freshman rusher to accomplish this feat since 2000.

| Date     | Name            | Rush Yds | Opponent          |
|----------|-----------------|----------|-------------------|
| 10/14/23 | Kanye Udoh      | 124      | Troy              |
| 10/3/20  | Tyrell Robinson | 126      | Abilene Christian |
| 11/21/15 | Chris Carter    | 111      | Rutgers           |
| 11/21/09 | Trent Steelman  | 132      | North Texas       |
| 11/7/09  | Trent Steelman  | 102      | Air Force         |
| 11/16/02 | Carlton Jones   | 124      | Tulane            |

## 4TH AND GO

The Army offense had started the season a perfect 13-13 on converting on 4th down, before failing an attempt in the second half at Syracuse. Army currently ranks T-3rd in most successful conversions in the country with 14 behind Texas Tech and South Florida (15).

## MULTIPLE TOUCHDOWN PLAYMAKERS

Army has three different players who have recorded two touchdown receptions this season (WR, Isaiah Alston, WR Noah Short, TE Tyson Riley). It is only the second time in Monken's tenure that three different players have each had 2+ receiving touchdowns in a season (2021).

## RISING SOPHOMORE

Sophomore Noah Short recorded touchdown catches in back-to-back games (UTSA & Syracuse) from QB Bryson Daily. Short hauled in three catches for 68 yards and a touchdown against UTSA, before posting an 80-yard touchdown reception at Syracuse. Short's six catches and 105 yards against the Orange each marked new career highs. Short and teammate Isaiah Alston have each posted 100-yard receiving games.

## TWO 100-YARD RECEIVERS

Short and teammate Isaiah Alston have each posted 100-yard receiving games. this season. For only the second time in the Monken era, two separate players recorded over 100 yards receiving in the same season. If a third player records a 100-yard game, it will mark the first time ever having three players break 100 yards receiving in a game all in the same season.

## TWO 100-YARD RUSHERS, SAME GAME

RB Hayden Reed rushed for a career-high 107 yards and scored a touchdown at UTSA. QB Bryson Daily rushed for 102 rushing yards on 24 attempts and a touchdown.

Reed and Daily became the first pair of Army teammates to each rush for over 100 yards since RB Tyrell Robinson and QB Jemel Jones achieved the feat on 10/3/2020 vs. Abilene Christian.

It is the eighth time in the Monken era, that two Army rushers eclipsed 100 rushing yards in the same game.

## BACKFIELD BY COMMITTEE

Several Army runners have contributed in big ways this season. Four running backs have received over 20 carries so far this season and six different players have scored a rushing touchdown.

| Player          | TD |
|-----------------|----|
| Bryson Daily    | 3  |
| Jakobi Buchanan | 3  |
| Hayden Reed     | 2  |
| Kanye Udoh      | 1  |
| Tyrell Robinson | 1  |
| Larry Robinson  | 1  |

- Army has had three different players rush for over 100+ yards in a game this season (Daily, Reed and Udoh).

## 10+ TACKLES AND AN INT

DB Quindrelin Hammonds had a team-high and career-high 11 tackles and logged his first career interception vs. Boston College. It was the 22nd time an Army player logged 10+ tackles and an INT in a game since 2005, with nine of those times occurring under Coach Monken.

| Date     | Name                | Tackles | INT | Opponent       |
|----------|---------------------|---------|-----|----------------|
| 10/7/23  | Quindrelin Hammonds | 11      | 1   | Boston College |
| 11/19/22 | Marquel Broughton   | 13      | 1   | UConn          |
| 11/5/22  | Marquel Broughton   | 10      | 1   | Air Force      |
| 10/22/22 | Leo Lowin           | 12      | 1   | ULM            |
| 11/2/19  | Elijah Riley        | 11      | 1   | Air Force      |
| 11/12/16 | Xavier Moss         | 13      | 1   | Notre Dame     |
| 10/22/16 | Jeremy Timpf        | 12      | 1   | North Texas    |
| 10/18/14 | Josh Jenkins        | 13      | 1   | Kent State     |
| 9/27/14  | Jeremy Timpf        | 14      | 1   | Yale           |

## LONG KICK RETURN

WR Zach Mundell returned a kickoff 55 yards to open the second half vs. Boston College (10/7) on his first career kickoff attempt, marking the longest kickoff return in the Jeff Monken era (2014-pres.), the first one to break 50 yards as well.

## KEEP AWAY

Army is among the nation's best in total and average time of possession. Army ranks 12th an average game time of possession of 32:31.

## A DISCIPLINED TEAM

Army has only committed 20 penalties this season, the fourth fewest in the FBS.

## Fewest Penalties in FBS, leaders

|    |           |    |
|----|-----------|----|
| 1. | Michigan  | 16 |
| 2. | Air Force | 15 |
| 3. | Minnesota | 18 |
| 4. | Army      | 20 |

## NO FIRST DOWNS

Army's defense ranks 12th in the FBS in fewest first downs giving up to opponents with 99. Penn State leads the nation with only 67 first downs given up.



## 2023 TEAM NOTES

### BEING SPECIAL ON SPECIAL TEAMS

Army currently has the 7th best special teams unit grade (90.2) according to PFF.

1. Miami (OH)
2. Iowa
3. Illinois
4. Buffalo
5. Texas Tech
6. Oklahoma State
7. Army
- Washington
- Ohio State
- Texas

### JIMMY SACKS

Senior team captain LB Jimmy Ciarlo has logged 3.0 sacks, 4.0 TFLs, a FF and has 27 tackles this season. He has logged sacks in games vs. ULM, Delaware State and Syracuse. If Ciarlo gets three more sacks this season, he would work his way into the top-10 of Army's single-season sack leaders.

2023 USMA graduate Andre Carter is the all-time single-season leader racking up 15.5 sacks in 2021.

### FOOTBALL'S VERSION OF A "PERFECT GAME"

In Army's Week 3 win over UTSA, Army dominated the time of possession 44:25 to 15:35 in favor of the Black Knights, the fourth-highest time of possession mark by Army since 1996.

Army also converted 6-for-6 on 4th downs, its first time with 6+ 4th down conversions since 2019, however, it was Army's first time converting 100% on over six conversions.

Additionally, the Black Knights had zero penalties, zero turnovers and allowed zero sacks in the game.

Since 2000, 32 college football teams have won a game with no penalties or turnovers, but Army is the FIRST to do so with over 40+ minutes of time of possession.

It was Army's 14th game under Jeff Monken having 40+ minutes of time of possession in a game.

### ARMY'S TOP-FIVE TIME OF POSSESSION GAMES (Since 1996)

|    |          |        |          |
|----|----------|--------|----------|
| 1. | 12/23/17 | SDSU   | 46:00:00 |
| 2. | 10/27/18 | EastMi | 45:42:00 |
| 3. | 9/22/18  | Okla   | 44:41:00 |
| 4. | 9/15/23  | UTSA   | 44:25:00 |
| 5. | 10/5/96  | Yale   | 43:58:00 |

### DOMINANT HOME WIN

Army's Week 2, 57-0 win vs. Delaware State was Army's largest margin of victory in a shutout win since defeating Columbia (60-0) on Oct. 27, 1956.

The shutout win also marked Army's first shutout win while scoring 50+ points since defeating Fordham, 55-0 in 2011.

It was also Army's first shutout victory since 2020, when defeating Navy, 15-0.

### 500 YARDS / 8 TOUCHDOWNS

Army totaled 525 total yards, the first-time posting 500+ yards in a game since 2021, while scoring eight offensive touchdowns vs. Delaware State. It was the ninth time in the Monken era, posting over 500 total yards and scoring 8+ touchdowns. Army is 8-1 in such games.

### FRESHMAN FINDING THE ENDZONE

Freshman QB Larry Robinson and RB Kayne Udoh made their collegiate debuts in Week 2 vs. Delaware State, each finding the endzone. Robinson scampered in from 23 yards, and Udoh pushed in from five yards out.

### NOT SO "SMALL" FEAT

Freshman Brady Small started at center in the Week 1 game at ULM, marking the first freshman to start in his first game since WR Kevin Waites started in in the season opener vs. Fordham in 2017. Small is a 6-0, 309-pound center, who played at St. Augustine Preparatory School in Mt. Ephraim, NJ and then spent the 2022 season at USMAPS.

### NEW FACES TO THE LINEUP

WR Noah Short, WR Liam Fortner, RB Miles Stewart, OL Lucas Scott and LB Jackson Powell all logged their first career starts in Week 2 vs. Delaware State.

### BO KNOWS

Senior DB Bo Nicolas-Paul intercepted ULM QB Jiya Wright and returned it 44 yards for Army's first TD of the season in the second quarter of the season opener. It was Army's first interception returned for a touchdown since Jabari Moore did so vs. Mercer in 2020. It was Nicolas-Paul's second career INT.

Through the first three weeks of the season, Nicolas-Paul was the highest graded cornerback by PFF, who had an interception on only seven targets in his primary coverage and has allowed just 0.63 yards per coverage snap.

### PICK CITY

DB Max DiDomenico also intercepted a pass at ULM. It was the first of his career.

In the Jeff Monken era, Army is now 19-2 when recording 2+ defensive interceptions in a game, including the loss to ULM.

Since 2020, when Defensive Coordinator Nate Woody arrived, Army has nine multi-interception games, ranking in the top 30 nationally, in multi-INT games in that span.

### THE PRIDE OF HAWAII

Special teams coordinator Sean Saturnio, K Quinn Maretzki and DL Isaiah Filisi ran out with Hawai'i state flags, as all three are Hawaiian born players, showing support for the Hawaiian community following the wildfires that destroyed parts of Maui.

### BLOCK PARTY

DB Cam Jones blocked a 24-yard field goal try in Week 1 at ULM. Under Saturnio, the Army special teams unit have 13 combined field goal and punt blocks since 2020.

In Week 2, LB Trey Sofia blocked a Delaware State field goal attempt before the half.



## BRYSON DAILY NOTES

## NOT EVERY "DAY"-ILY

Making his second career start in Week 2 vs. Delaware State, junior QB Bryson Daily totaled five touchdowns (three passing, two rushing) on 8-11 passing for 193 yards, adding nine carries for 65 yards on the ground.

Daily became the second Army QB to throw three touchdowns in a game under Jeff Monken (Jabari Laws, vs. Wake Forest, 10-23-21).

Daily also became the first Army QB since at least 1956, with three passing TDs and two rushing touchdowns in the same game.

## ON THE GROUND AND THROUGH THE AIR

Daily has been responsible for six passing touchdowns and three rushing for nine total on the season. Below is a look at some single-season marks to watch for as the season progresses.

## TOUCHDOWNS RESPONSIBLE FOR (SEASON)

| Player                   | Year | Rush | Pass | Rec | Returns | Total |
|--------------------------|------|------|------|-----|---------|-------|
| 1. Leamon Hall           | 1977 | 8    | 15   | 0   | 0       | 23    |
| Kelvin Hopkins Jr.       | 2018 | 17   | 6    | 0   | 0       | 23    |
| 3. Glenn Davis           | 1944 | 14   | 1    | 4   | 2       | 21    |
| Glenn Davis              | 1945 | 15   | 3    | 3   | 0       | 21    |
| 5. Felix "Doc" Blanchard | 1945 | 13   | 0    | 3   | 3       | 19    |
| 6. Trent Steelman        | 2010 | 11   | 7    | 0   | 0       | 18    |

## ARMY SEASON PASSING TD LEADERS

With only two more passing touchdowns this season, Daily would work his way into the top-10 in Army's single-season passing touchdown list.

## PASSING TOUCHDOWNS (SEASON)

| Player           | Year | TD |
|------------------|------|----|
| 1. Leamon Hall   | 1976 | 15 |
| Leamon Hall      | 1977 | 15 |
| 3. Pete Vann     | 1954 | 11 |
| Zac Dahman       | 2003 | 11 |
| Zac Dahman       | 2005 | 11 |
| Carson Williams  | 2007 | 11 |
| 7. Arnold Tucker | 1946 | 9  |
| Joe Caldwell     | 1959 | 9  |
| Zac Dahman       | 2004 | 9  |
| 10. Bob Blaik    | 1950 | 8  |

## ARMY SEASON PASSING YARDAGE LEADERS

Daily is well on his way to eclipsing 1,000 passing yards on the season. He would become only the second passer in the Monken era to break 1,000 passing yards, joining Kelvin Hopkins Jr. (2018, 1,026). Daily currently has 712 passing yards.

## PASSING YARDS (SEASON)

| Player             | Year | Yards |
|--------------------|------|-------|
| 1. Zac Dahman      | 2003 | 2234  |
| 2. Leamon Hall     | 1976 | 2174  |
| 3. Leamon Hall     | 1977 | 1944  |
| 4. Zac Dahman      | 2005 | 1864  |
| 5. Chad Jenkins    | 2001 | 1773  |
| 6. Carson Williams | 2007 | 1770  |
| 7. Zac Dahman      | 2004 | 1767  |
| 8. Earle Mulrane   | 1978 | 1419  |
| 9. Joe Caldwell    | 1959 | 1343  |
| 10. Kingsley Fink  | 1973 | 1141  |
| 11. Kingsley Fink  | 1972 | 1139  |
| 12. Tom Blanda     | 1960 | 1119  |





## TYRELL ROBINSON NOTES

### WELCOME BACK T-ROB!

Junior RB Tyrell Robinson made his season debut vs. Boston College, his first game since October 8, 2022. In his return, Robinson scored on a 10-yard touchdown run, rushing seven times for 31 yards and catching one pass for 21 yards.

### HOME RUN HITTER

RB Tyrell Robinson has totaled seven career TDs of 40+ yards.

#### Robinson's Longest TDs in Career

| Rk.         | Play                | Opponent                   | Date          |
|-------------|---------------------|----------------------------|---------------|
| 1.          | 87-yard rush        | vs. UMass                  | 11/20/21      |
| 2.          | 79-yard rec.        | vs. Air Force              | 11/6/21       |
| 3.          | 73-yard punt return | vs. Villanova              | 9/17/22       |
| <b>4-T.</b> | <b>70-yard rush</b> | <b>at Coastal Carolina</b> | <b>9/3/22</b> |
| 4-T.        | 70-yard rush        | vs. UConn                  | 9/18/21       |
| 6.          | 53-yard rec.        | vs. Mercer                 | 10/24/20      |
| 7.          | 42-yard rec.        | vs. UTSA                   | 9/10/22       |
| 8.          | 40-yard rec.        | at Georgia St.             | 9/4/21        |

### HOUSE CALL

RB Tyrell Robinson returned a punt 73-yards for a TD in Week 3 vs. Villanova last season, marking Army's first punt or kickoff return for a TD since Jeremy Trimble did so in 2007 vs. Temple.

### DO-IT ALL MAN

RB Tyrell Robinson is currently ranked 14th on Army's all-time all-purpose yardage list, as he has totaled 2,747 yards (rush, receiving, kick/punt return) so far in his career. Vs. Boston College he passed Kell Walker (2016-2019) for 14th place. With 373 more all-purpose yards this season, he would move into the top 10.

#### ALL-PURPOSE YARDS

| No. | Player          | Year       | Rush | REC  | KR   | PR   | Total |
|-----|-----------------|------------|------|------|------|------|-------|
| 1.  | Mike Mayweather | 1987-90    | 4299 | 181  | 1114 | 0    | 5594  |
| 2.  | Glenn Davis     | 1943-46    | 2957 | 850  | 297* | 1057 | 5161  |
| 3.  | Carlton Jones   | 2002-05    | 3536 | 826  | 0    | 0    | 4362  |
| 4.  | Larry Dixon     | 2011-14    | 3214 | 161  | 168  | 0    | 3543  |
| 5.  | Gerald Walker   | 1979-82    | 2700 | 273  | 452  | 0    | 3425  |
| 6.  | Omari Thompson  | 1999-01    | 385  | 808  | 1827 | 392  | 3412  |
| 7.  | Raymond Maples  | 2010-14    | 2878 | 296  | 182  | 0    | 3356  |
| 8.  | Trent Steelman  | 2009-12    | 3320 | 5    | 0    | 0    | 3325  |
| 9.  | Lynn Moore      | 1967-69    | 1511 | 386  | 925  | 364  | 3186  |
| 10. | Ahmad Bradshaw  | 2015-17    | 3038 | 37   | 0    | 0    | 3075  |
| 11. | Scott Wesley    | 2003-05    | 528  | 53   | 2221 | 238  | 3040  |
| 12. | Jeremy Trimble  | 2004-07    | 50   | 2330 | 13   | 280  | 2998  |
| 13. | William White   | 2001-03    | 25   | 817  | 2045 | 10   | 2897  |
| 14. | Tyrell Robinson | 2020-pres. | 1413 | 630  | 381  | 323  | 2742  |



## LEO LOWIN NOTES

## LEADING TACKLER

Lowin leads the Black Knights defense with 43.0 tackles this season. Lowin has logged two games of 10+ tackles this season (Delaware State, Boston College) and now has eight 10+ tackle games in his career.

## 10+ TACKLES

Lowin has logged two games of 10+ tackles this season (Delaware State, Boston College) and now has eight 10+ tackle games in his career. He is 1 of 11 Army players with at least eight 10+ tackle games in his career (since 2005).

| Name              | Count    |
|-------------------|----------|
| Jeremy Timpf      | 13       |
| Stephen Anderson  | 12       |
| Caleb Campbell    | 10       |
| Cole Christiansen | 9        |
| Geoffery Bacon    | 9        |
| Marquel Broughton | 9        |
| <b>Leo Lowin</b>  | <b>8</b> |
| Andrew King       | 8        |
| Cason Shrode      | 8        |
| Frank Scappaticci | 8        |
| James Nachtigal   | 8        |

## 100 TACKLE CAMPAIGN IN '22


Last season he became the first Army defender to post 100+ tackles since Cole Christiansen in 2019.

## Most recent 100+ tackle seasons by Army defenders

| Player            | Year        | Total      |
|-------------------|-------------|------------|
| <b>Leo Lowin</b>  | <b>2022</b> | <b>100</b> |
| Cole Christiansen | 2019        | 112        |
| James Nachtigal   | 2017        | 103        |
| Jeremy Timpf      | 2016        | 112        |
| Jeremy Timpf      | 2014        | 117        |
| Geoffery Bacon    | 2012        | 136        |
| Steve Erzinger    | 2011        | 103        |
| Stephen Anderson  | 2010        | 108        |
| Jordan Murray     | 2007        | 103        |
| Cason Shrode      | 2006        | 104        |

## AMONG THE NATION'S BEST

Lowin finished 2022 as one of 29 players than averaged more than 9.1 tackles per game.



## TACKLES, SACKS, INTS

He was also one of three FBS players to record 100+ tackles, 3+ sacks and 2+ INTs in 2022.

| Player           | School           | Tot        | Sk         | Int      |
|------------------|------------------|------------|------------|----------|
| Dorian Williams  | Tulane           | 132        | 5.0        | 2        |
| Danny Stutsman   | Oklahoma         | 125        | 3.0        | 2        |
| <b>Leo Lowin</b> | <b>Army</b>      | <b>100</b> | <b>3.0</b> | <b>2</b> |
| Austin Ajiake    | Nevada-Las Vegas | 132        | 4.0        | 2        |

## ARMY-NAVY GAME MVP

Posted a career-high 16 tackles, and was named the Army-Navy Game player of the game, as voted on by the Philadelphia Sports Writers Association in 2022.

## 100 BACK TO BACK?

If Lowin records another 100-tackle season he will become the first Army defender to post back-to-back seasons of 100+ tackles since Greg Wasington did so in 2003-04 when he logged seasons of 129 and 149 tackles.





## JAKOBI BUCHANAN NOTES

### FIRE THE BUCHANAN'S

Senior **RB Jakobi Buchanan** has accumulated 1482 yards on 375 carries (4.0 avg.) and 27 rushing touchdowns in 43 career games.

His 27 career rushing TDs is T-7th all-time in Army Football history.

#### Army All-Time Rushing TDs

| No. | Player                 | Years             | TDs       |
|-----|------------------------|-------------------|-----------|
| 1.  | Trent Steelman         | 2009-12           | 45        |
| 2.  | Glenn Davis            | 1943-46           | 43        |
| 3.  | Mike Mayweather        | 1987-90           | 37        |
|     | Darnell Woolfolk       | 2015-18           | 37        |
| 5.  | Tory Crawford          | 1984-87           | 35        |
| 6.  | Carlton Jones          | 2002-05           | 33        |
| 7.  | <b>Jakobi Buchanan</b> | <b>2019-pres.</b> | <b>27</b> |
|     | Ahmad Bradshaw         | 2015-17           | 27        |
| 9.  | Felix "Doc" Blanchard  | 1944-46           | 26        |
|     | Larry Dixon            | 2011-14           | 26        |
| 11. | Tyhier Tyler           | 2019-22           | 24        |
|     | Gil Stephenson         | 1948-50           | 24        |
|     | Kelvin Hopkins Jr.     | 2016-19           | 24        |
| 14. | Michael Wallace        | 1998-00           | 23        |
| 15. | Charlie Jarvis         | 1966-68           | 22        |
| 16. | Pat Uebel              | 1953-55           | 21        |
|     | Bob Anderson           | 1957-59           | 21        |
|     | Angel Santiago         | 2011-14           | 21        |
| 19. | Clarence Jones         | 1984-86           | 20        |
|     | Sandon McCoy           | 2017-20           | 20        |

### TOUCHDOWN VULTURE

Buchanan had two 2+ TD performances in 2022 vs. UTSA and at UMass, giving him six multi-TD games in his career.

#### Buchanan's Multi-TD Games

| Date       | Opponent         | Att       | Yds       | Avg        | TD       |
|------------|------------------|-----------|-----------|------------|----------|
| 9/12/2020  | Louisiana-Monroe | 11        | 106       | 9.6        | 2        |
| 9/11/2021  | Western Kentucky | 18        | 61        | 3.4        | 2        |
| 10/23/2021 | Wake Forest      | 7         | 14        | 2          | 2        |
| 11/27/2021 | Liberty          | 22        | 80        | 3.6        | 3        |
| 9/10/2022  | <b>UTSA</b>      | <b>15</b> | <b>32</b> | <b>2.1</b> | <b>2</b> |
| 11/26/2022 | <b>UMass</b>     | <b>11</b> | <b>46</b> | <b>4.2</b> | <b>2</b> |

### IN GOOD COMPANY

Buchanan's six multi-score games ranks T-4th in Army history since 2000.

#### Army's Most Multi-Rushing TD Games (Since 2000)

| Rk | Player                 | From        | To          | Count    |
|----|------------------------|-------------|-------------|----------|
| 1. | Trent Steelman         | 2010        | 2012        | 12       |
| 2. | Darnell Woolfolk       | 2016        | 2018        | 10       |
| 3. | Carlton Jones          | 2002        | 2005        | 9        |
| 4. | <b>Jakobi Buchanan</b> | <b>2020</b> | <b>2022</b> | <b>6</b> |
|    | <b>Tyhier Tyler</b>    | <b>2019</b> | <b>2022</b> | <b>6</b> |
|    | Kelvin Hopkins Jr      | 2018        | 2019        | 6        |
|    | Sandon McCoy           | 2019        | 2020        | 6        |
| 8. | Ahmad Bradshaw         | 2015        | 2017        | 5        |
|    | Andy Davidson          | 2016        | 2017        | 5        |
|    | Larry Dixon            | 2012        | 2014        | 5        |
|    | Angel Santiago         | 2013        | 2014        | 5        |
|    | A.J. Schurr            | 2013        | 2015        | 5        |



### WHAT TO WATCH FOR IN '23

- With 273 more rushing yards this season, will move into the Top-20 in all-time in Army career rushing yards.
- With 87 rushing attempts, will move into the Top-10 in all-time in Army career rushing attempts.
- With one more rushing touchdowns, will pass Ahmad Bradshaw and move into 7th place all-time on Army's career rushing touchdown list.



## ISIAH ALSTON NOTES

### BIG PLAY ZAY

WR Isaiah Alston logged three catches for 135 yards and two touchdowns vs. Delaware State.

Alston set a career high with 135 receiving yards, which was also the most in any game in the Jeff Monken era.

Alston is the first Army receiver with 130+ receiving yards and two TDs in a game since Jeremy Trimble did so twice in the 2007 season. Alston joins only Trimble (twice), William White (2003), and Aaron Alexander (2003), as Army players to eclipse these single game totals since 1996.

The 70-yard TD reception in the second quarter also marked a career-long.

| Player          | Date     | Opp    | Rec | Yds | Avg  | TD |
|-----------------|----------|--------|-----|-----|------|----|
| Isaiah Alston   | 9/09/23  | DelSt  | 3   | 135 | 45.0 | 2  |
| Jeremy Trimble  | 11/17/07 | Tulsa  | 11  | 167 | 15.2 | 2  |
| Jeremy Trimble  | 10/13/07 | CentMi | 11  | 169 | 15.4 | 2  |
| William White   | 11/15/03 | Hou    | 5   | 150 | 30.0 | 2  |
| Aaron Alexander | 9/20/03  | Tulane | 12  | 145 | 12.1 | 2  |

### GOING 100

WR Isaiah Alston is one of nine Army pass catchers to log three or more career 100-yard receiving games.

#### Career 100-yard Receiving Games

1. Clennie Brundidge (8)  
167 vs. Pittsburgh, 1977; 137 vs. Lafayette, 1976; 127 vs. Air Force, 1978; 121 vs. Holy Cross, 1976; 119 vs. Boston College, 1977; 112 vs. North Carolina, 1976; 110 vs. Colorado, 1977; 110 vs. Lafayette, 1978
2. Mike Fahnestock (6)  
186 vs. Lehigh, 1980; 149 vs. Holy Cross, 1980; 137 vs. Rutgers, 1980; 134 vs. Air force, 1980; 121 vs. Pittsburgh, 1978; 118 vs. Washington State, 1980
3. Joe Albano (4)  
166 vs. Syracuse, 1970; 135 vs. Penn State, 1970; 125 vs. Baylor, 1970; 100 vs. Boston College, 1969

#### T-4 Isaiah Alston (3)

108 vs. Wake Forest, 2021; 127 at Wake Forest, 2022; 135 vs. Delaware State, 2023

#### T-4. Bill Carpenter (3)

140 vs. Boston College, 1959; 119 vs. Penn State, 1958; 103 vs. Duke, 1959

#### T-4. Aaron Alexander (3)

145 vs. Tulane, 2003; 143 vs. East Carolina, 2003; 111 vs. UAB, 2004

#### T-4. Jeremy Trimble (3)

169 vs. Central Michigan, 2007; 167 vs. Tulsa, 2007; 125 vs. Temple, 2007

#### T-4. Myreon Williams (3)

130 vs. Lafayette, 1990; 106 vs. Vanderbilt, 1990; 101 vs. VMI, 1990

#### T-4. Edar Poe (3)

100 vs. Bucknell, 2015; 121 vs. Navy, 2015; 122 vs. Wake Forest, 2016

### PFF COLLEGE TEAM OF THE WEEK

Alston was named to the PFF College Team of the Week following his performance in Week 2 vs. Delaware State.



### MOVING UP THE ALL-TIME CHARTS

Alston, a junior, has already moved into the top-10 in Army's all-time receiving yards list.

| No. | Player            | Years   | AVG  | REC | YDS  |
|-----|-------------------|---------|------|-----|------|
| 1.  | Jeremy Trimble    | 2004-07 | 12.4 | 176 | 2330 |
| 2.  | Clennie Brundidge | 1975-78 | 15.5 | 147 | 2279 |
| 3.  | Aaron Alexander   | 2002-03 | 14.3 | 127 | 1820 |
| 4.  | Mike Fahnestock   | 1977-80 | 17.8 | 97  | 1726 |
| 5.  | Terry Young       | 1965-67 | 13.0 | 95  | 1239 |
| 6.  | Joe Albano        | 1968-70 | 13.5 | 91  | 1230 |
| 7.  | Gary Steele       | 1966-68 | 16.8 | 66  | 1111 |
| 8.  | Bill Carpenter    | 1958-59 | 16.1 | 65  | 1044 |
| 9.  | Isaiah Alston     | 2020-   | 21.0 | 49  | 1031 |
| 9.  | Edgar Poe         | 2013-16 | 22.8 | 43  | 982  |
| 10. | Walter Hill       | 2003-06 | 11.1 | 87  | 968  |

With four more receiving touchdowns, he would break into the top-10 for career receiving TDs. He currently has four career TDs.

### YARDS PER CATCH AVERAGE

Alston currently maintains a 21.0 career yards per catch average.

If that mark holds throughout his career, it would be the all-time Army record.

| No. | Player            | Years   | YDS  | REC | AVG  |
|-----|-------------------|---------|------|-----|------|
| 1.  | Glenn Davis       | 1943-46 | 850  | 45  | 18.9 |
| 2.  | Mike Fahnestock   | 1977-80 | 1726 | 97  | 17.8 |
| 3.  | Gary Steele       | 1966-68 | 1111 | 66  | 16.8 |
| 4.  | Benny White       | 1983-86 | 793  | 49  | 16.2 |
| 5.  | Bill Carpenter    | 1958-59 | 1044 | 65  | 16.1 |
| 6.  | Clennie Brundidge | 1975-78 | 2279 | 147 | 15.5 |
|     | Scott Spellmon    | 1983-85 | 792  | 51  | 15.5 |
| 8.  | Jacob Murphy      | 2002-05 | 846  | 57  | 14.8 |
| 9.  | Dan Foldberg      | 1948-50 | 824  | 57  | 14.5 |
| 10. | Aaron Alexander   | 2002-04 | 1820 | 127 | 14.3 |





## SWAG TRACKER

### THIS WEEK'S COMBO

Army will be wearing its black, black and black uniform combination this weekend vs. LSU. Army's record in this combination is highlighted below.

### Army's Record by Uniform Combination (Since 2017)

| Helmet         | Jersey       | Pants        | W         | L         |
|----------------|--------------|--------------|-----------|-----------|
| Gold           | Black        | Gold         | 23        | 1         |
| Gold           | Black        | Black        | 4         | 3         |
| Gold           | White        | Gold         | 7         | 9         |
| Gold           | White        | White        | 2         | 3         |
| Gold           | Grey         | Grey         | 1         | 1         |
| Gold           | Grey         | Gold         | 0         | 1         |
| <b>Black</b>   | <b>Black</b> | <b>Black</b> | <b>7</b>  | <b>2</b>  |
| Black          | Black        | Gold         | 1         | 0         |
| Black          | White        | White        | 1         | 3         |
| Black          | White        | Black        | 2         | 5         |
| <b>Totals:</b> |              |              | <b>48</b> | <b>27</b> |



## TOUGH SCHEDULE

Listed below are the complete strength of schedule rankings with win/loss record and winning percentage of each team's 2023 opponents (includes all games played; numbers compiled by Phil Steele).

### 2023 College Football Strength of Schedule | Win/Loss Method

1. South Carolina: 103-53 (66.0%)
2. Michigan State: 96-57 (62.7%)
3. West Virginia: 98-59 (62.4%)
4. Ole Miss: 95-58 (62.1%)
5. Missouri: 97-60 (61.8%)
6. Houston: 96-60 (61.5%)
6. Florida: 96-60 (61.5%)
8. Iowa State: 97-61 (61.4%)
9. Ohio State: 94-60 (61.0%)
10. Kansas State: 96-62 (60.8%)
11. Kentucky: 93-61 (60.4%)
12. California: 93-62 (60.0%)
12. Auburn: 93-62 (60.0%)
14. Texas Tech: 94-63 (59.9%)
15. Stanford: 92-62 (59.7%)
16. Tennessee: 90-62 (59.2%)
17. Baylor: 92-64 (59.0%)
18. Notre Dame: 90-63 (58.8%)
19. Virginia: 88-62 (58.7%)
20. Arizona: State: 90-64 (58.4%)
21. Texas: 92-66 (58.2%)
22. Wake Forest: 87-64 (57.6%)
22. Texas A&M: 87-64 (57.6%)
- 24. Army: 88-65 (57.5%)**
25. Minnesota: 89-67 (57.1%)

## PRESEASON WATCH PARTY

## LEO LOWIN, LB

The senior linebacker and team captain was named to multiple preseason watch lists.

**William V. Campbell Trophy**

Awarded to the nation's top football scholar-athlete.

Lowin maintains a 3.91 cumulative GPA, studying Engineering Management.

**Bednarik Award Watch List**

Presented to the College Defensive Player of the Year since 1994 and is named in honor of Chuck "Concrete Charlie" Bednarik

## AUSTIN HILL, DL

**The Wuerffel Trophy**

Is College Football's Premier Award for Community Service, and one of the most meaningful awards in collegiate sports.

The Wuerffel Trophy is named after Danny Wuerffel, the 1996 Heisman Trophy-winning quarterback from the University of Florida who parlayed his success on the football field into a lifetime of service. The Wuerffel Trophy embodies Danny's commitment to being a humanitarian, while honoring student-athletes who are inspired to serve others and make positive impacts on society.

## CONNOR FINUCANE, OL

The senior offensive lineman and team captain has started 25 consecutive games across Army's offensive line dating back to the beginning of the 2021 season.

**Outland Trophy Watch List**

Has been given to the best interior lineman in college football

## 13 FOOTBALL PLAYERS NAMED TO PHIL STEELE'S PRESEASON ALL-INDEPENDENT TEAMS

13 Army Black Knights have been selected to the 2023 Phil Steele Preseason All-Independent Teams. P Cooper Allan, WR Isaiah Alston, OL Connor Finucane, LB Leo Lowin, RB Tyson Riley and PR Tyrell Robinson were named to the first team. RB Jakobi Buchanan, LB Jimmy Ciarlo, OL Jackson Filipowicz, DB Quindrelin Hammonds, LB Austin Hill, OL Jordyn Law and DB Jabari Moore were named to the second team. Three Black Knights on the 2023 preseason list (Finucane, Lowin and Robinson) were named to the 2022 Phil Steele All-Independent Team.

## 2022 SEASON SUMMARY: ARMY BLACK KNIGHTS (6-6)

Army West Point overcame a difficult 1-4 start to its season by winning five out its last seven games to finish 6-6, culminating with a double-OT victory over rival Navy. With the win over Navy, Army has beat its rivals in five of the last seven meetings since 2016. In Week 3 win vs. Villanova, Head Coach Jeff Monken reached a significant milestone, logging his then 59th victory with Army and moving past legendary Army Head Coach Charles Daly for 2nd place on Army's all-time coaching wins list. The offense was led by Senior QB Tyhier Tyler, who posted a career high 12 rushing touchdowns, which was second in the FBS by all quarterbacks. He also was the first Army quarterback with 10+ rushing touchdowns since Kelvin Hopkins Jr totaled 17 in 2018. The Senior quarterback finishes his Army career with 24 rushing touchdowns, T-3rd most by an Army QB, which is also good for T-10th on Army's all-time rushing TD list. With Tyler primarily at the helm, the Black Knights ranked second in the country rushing for 289.4 yards per game. Army's 38 rushing touchdowns were tied for second most only behind Tennessee (39). The defense saw consistent improvement throughout the season, behind third-year Defensive Coordinator Nate Woody. During Army's 5-2 finish, the defense only gave up 15.0 points per game. During this span of the season, Army's 105 points allowed was tied for sixth fewest in the country. Sean Saturnio's special teams units made big plays throughout the season, including a punt return touchdown by Tyrell Robinson and two blocked punts for touchdowns against UConn and Navy. Army's three special teams TDs were second most in the FBS. Army sees a senior class that will graduate 19 players who went 21-5 at Michie Stadium over their four years (2019-22). 21 home wins ranks tied for ninth in the FBS during that span. Seven Black Knights were selected to Phil Steele's Postseason All-Independent Team in first-team selections, C Connor Bishop, LB Andre Carter II, S Marquel Broughton and Tyrell Robinson who was selected as a punt returner. QB Tyhier Tyler, OL Connor Finucane and LB Leo Lowin were named to the second-team. Additionally, Andre Carter participated in the Reese's Senior Bowl, a post-season college all-star game for top NFL prospects.

## BRYSON DAILY, QB

**The Earl Campbell Tyler Rose Award**

Recognizes the top offensive player in Division I football who also exhibits the enduring characteristics that define Earl Campbell: integrity, performance, teamwork, sportsmanship, drive, community and tenacity; specifically, tenacity to persist and determination to overcome adversity and injury in pursuit of reaching goals. In addition, the nominee must meet one or more of the following criteria: born in Texas and/or graduated from a Texas High School and/or played at a Texas-based junior college or currently playing at Texas D1 four-year college.

## TYRELL ROBINSON

The senior RB returns after being limited to playing in just five games due to injury last season. He rushed for 321 yards and a touchdown while also hauling in seven passes for 135 yards and a touchdown and returning five punts for 67 yards and a touchdown. Robinson was named a First Team Special Teams Phil Steele All-Independent selection following the 2022 season.

**College Football Comeback Player of the Year Watch List**

Award has recognized college football student-athletes from all divisions of college football for overcoming injury, illness, or other circumstances. At the conclusion of each season, in a vote by a panel of college football writers, editors, and sports information directors, three college football student-athletes are honored as Comeback Player of the Year Award winners at the Vrbo Fiesta Bowl.

## HEAD COACH JEFF MONKEN

Has been selected as a nominee for the Allstate AFCA 2023 Good Works® Team.

Monken joins a group of 20 head coaches across all of college football from the FBS, FCS, D-II, D-III & NAIA to be up for this award.

The final 22-member team of players and one honorary coach are selected by a voting panel of former Allstate AFCA Good Works Team members, current and former head coaches and journalists. They look for exceptional leadership on and off the football field. To be considered for a spot on the Allstate AFCA Good Works Team, each player/coach must be actively involved with a charitable organization or service group while maintaining strong academic standing.





THEN: 1924



NOW: 2022

Michie Stadium, splendid in its scenic beauty and long recognized as one of the most popular stadiums in the nation, will celebrate its 100th season as the home of Army football during the 2023 campaign. Over the years, the venerable stadium has received its share of plaudits as one of the most desired locations in which to watch a college football game. Recently, noted football analyst Mel Kiper Jr. of ESPN.com hailed the Academy's game day atmosphere as among the most inspirational in the country.

Realizing the need for a permanent athletic field as Army's football program continued to assert itself nationally, West Point officials selected a patch of meadow land adjacent to Lusk Reservoir and within the shadow of historic Fort Putnam. Construction of Michie Stadium was completed in 1924, just in time for Army's 35th football campaign.

The original stadium structure was formally dedicated to the memory of Dennis Mahan Michie, who was instrumental in starting the game of football at the U.S. Military Academy in 1890. It was Michie who organized, managed and coached the first football team in history at West Point.

There have been several facelifts since that first game in 1924 when Army defeated Saint Louis University 17-0.

In honor of legendary mentor Earl "Red" Blaik, Army christened the Michie Stadium playing surface "Blaik Field" in 1999. Blaik, a gridiron innovator, compiled an 18-year Army record of 121-33-10 and brought Army its only three national championships (1944, 1945, 1946). The winningest coach in Army annals, Blaik is enshrined in the College Football Foundation Hall of Fame.

## TOP MICHIE STADIUM CROWDS

| No. | Attendance | Date           | Opponent         | Score    |
|-----|------------|----------------|------------------|----------|
| 1.  | 42,765     | Oct. 2, 1971   | Missouri         | W, 22-6  |
| 2.  | 42,503     | Oct. 20, 1973  | Notre Dame       | L, 3-62  |
| 3.  | 42,399     | Oct. 14, 1972  | Penn State       | L, 0-45  |
| 4.  | 42,382     | Sept. 23, 1972 | Nebraska         | L, 7-77  |
| 5.  | 42,249     | Nov. 4, 1972   | Air Force        | W, 17-14 |
| 6.  | 42,139     | Nov. 9, 1974   | Air Force        | W, 17-16 |
| 7.  | 42,123     | Oct. 27, 1973  | Holy Cross       | L, 10-17 |
| 8.  | 42,085     | Nov. 1, 1969   | Air Force        | L, 6-13  |
| 9.  | 41,952     | Oct. 23, 1971  | Virginia         | W, 14-9  |
| 10. | 41,903     | Oct. 28, 1972  | Miami (Fla.)     | L, 7-28  |
| 11. | 41,467     | Oct. 30, 1976  | Air Force        | W, 14-7  |
| 12. | 41,287     | Nov. 4, 2000   | Air Force        | L, 27-41 |
| 13. | 41,251     | Nov. 9, 1996   | Air Force        | W, 23-7  |
| 14. | 41,209     | Oct. 26, 1991  | Boston College   | L, 17-28 |
| 15. | 41,153     | Oct. 27, 1990  | Syracuse         | L, 14-26 |
| 16. | 41,105     | Nov. 11, 1989  | Boston College   | L, 17-24 |
| 17. | 41,062     | Nov. 7, 1970   | Penn State       | L, 14-38 |
| 18. | 41,049     | Nov. 10, 1990  | Air Force        | L, 3-15  |
| 19. | 41,014     | Oct. 6, 1990   | Duke             | L, 16-17 |
| 20. | 40,920     | Oct. 22, 1983  | Lehigh           | L, 12-13 |
| 21. | 40,869     | Oct. 14, 1989  | Holy Cross       | W, 45-9  |
| 22. | 40,865     | Oct. 29, 1977  | Holy Cross       | W, 48-7  |
| 23. | 40,843     | Nov. 7, 1998   | Air Force        | L, 7-35  |
| 24. | 40,835     | Nov. 10, 1973  | Miami (Fla.)     | L, 7-19  |
| 25. | 40,819     | Oct. 12, 1985  | Boston College   | W, 45-14 |
| 26. | 40,786     | Oct. 30, 1993  | Western Michigan | L, 7-20  |
| 27. | 40,759     | Oct. 16, 1993  | Rutgers          | L, 10-45 |
| 28. | 40,749     | Nov. 5, 1983   | Boston College   | L, 14-34 |
| 29. | 40,744     | Oct. 4, 1969   | Texas A&M        | L, 13-20 |
| 30. | 40,701     | Oct. 28, 1989  | Rutgers          | W, 35-14 |
| 31. | 40,675     | Nov. 7, 1992   | Air Force        | L, 3-7   |
| 32. | 40,660     | Nov. 5, 1988   | Air Force        | W, 28-15 |
| 33. | 40,646     | Nov. 8, 1986   | Air Force        | W, 21-11 |
| 34. | 40,640     | Oct. 5, 1974   | Penn State       | L, 14-21 |
| 35. | 40,621     | Oct. 26, 1985  | Colgate          | W, 45-43 |
| 36. | 40,618     | Oct. 24, 1987  | Rutgers          | L, 14-27 |
| 37. | 40,602     | Oct. 5, 1985   | Yale             | W, 59-16 |
| 38. | 40,570     | Oct. 18, 1986  | Holy Cross       | L, 14-17 |
|     | 40,570     | Oct. 15, 1988  | Lafayette        | W, 24-17 |
| 40. | 40,562     | Sept. 18, 1971 | Stanford         | L, 3-38  |

## MICHIE STADIUM FACTS

## Army's Record at Michie:

364-172-7 (.670)

## First Game:

Oct. 4, 1924–Army 17, Saint Louis University 0

## Dedication:

Nov. 15, 1924–Army 14, Columbia 14

## Blaik Field Dedication:

Sept. 25, 1999–Army 41, Ball State 21

## First Loss:

Oct. 17, 1931–Harvard 14, Army 13

## Longest Home Winning Streak:

39 games (1925-1931)

## Largest Home Crowd:

42,765 (Missouri, Oct. 2, 1971)

## MICHIE THROUGH THE YEARS

1924 – Original structure completed and dedicated. Seating capacity of permanent stands: 16,000 with temporary seating for an additional 5,000. Temporary East stands and upper stands were later added, increasing capacity to 26,491.

1962 – Construction of permanent East stands completed.

1969 – Upper deck on West side added, increasing seating capacity to 41,684.

1977 – AstroTurf installed, replacing original natural grass playing surface.

1984 – SuperTurf installed, replacing AstroTurf playing surface.

1992 – Third resurfacing procedure completed with AstroTurf 8 newly installed.

1999 – The playing surface is christened "Blaik Field" in honor of Hall-of-Fame coach Earl "Red" Blaik.

2001 – Construction begins for \$40 million Kimsey Athletic Center and Randall Hall, a state-of-the-art stadium annex located off the South end zone.

2001 – Installation of new AstroPlay surface marks fourth resurfacing project since 1977.

2002 – Construction begins on Hoffman Press Box.

2003 – Kimsey Athletic Center construction completed.

2003 – Construction completed on Hoffman Press Box, which includes such amenities as a priority seating area and elevator service.

2005 – Randall Hall construction completed.

2008 – A new FieldTurf surface is installed, representing the fifth resurfacing project since 1977.

2008 – A state-of-the-art 30-foot-by-50-foot high-definition video board is installed in the north end zone.

2015 – New FieldTurf surface installed, allowing lines to be erased and repainted.

2019 – A 3,100 square foot video board is installed in the north end zone, in addition to an LED ribbon board display along the upper deck and a final LED display in the south end zone.

2020 – In the year of the pandemic, Army hosts Navy, the first time playing the Mids at West Point since 1943 followed by Air Force, winning both to capture its ninth CIC Trophy.

2021 – Army West Point Athletics Association (AWPAA) announced initial plans for the launch of the Michie Stadium Preservation Project. The goal is to raise \$177 million in support of the Academy's vision to reconstruct the East Stands. This transformational project will ensure that the unique and storied Michie Stadium experience carries on for generations to come.

2023 – Army Athletics celebrates the 100th season of Michie Stadium, while a brand new FieldTurf was installed ahead of the season.

## MICHIE STADIUM YEAR-BY-YEAR

| YEAR      | W | L | T | PCT   | ATT | AVG | YEAR..... | W | L | T | PCT   | ATT     | AVG    | YEAR      | W | L | T | PCT   | ATT     | AVG    |
|-----------|---|---|---|-------|-----|-----|-----------|---|---|---|-------|---------|--------|-----------|---|---|---|-------|---------|--------|
| 1924..... | 4 | 0 | 1 | .900  | --- | --- | 1958..... | 5 | 0 | 0 | 1.000 | ---     | ---    | 1992..... | 4 | 3 | 0 | .571  | 208,425 | 29,775 |
| 1925..... | 5 | 0 | 0 | 1.000 | --- | --- | 1959..... | 3 | 1 | 0 | .750  | ---     | ---    | 1993..... | 4 | 2 | 0 | .667  | 202,812 | 33,802 |
| 1926..... | 6 | 0 | 0 | 1.000 | --- | --- | 1960..... | 4 | 1 | 0 | .800  | ---     | ---    | 1994..... | 3 | 4 | 0 | .429  | 232,294 | 33,185 |
| 1927..... | 7 | 0 | 0 | 1.000 | --- | --- | 1961..... | 5 | 1 | 0 | .833  | ---     | ---    | 1995..... | 3 | 2 | 1 | .583  | 189,680 | 31,613 |
| 1928..... | 6 | 0 | 0 | 1.000 | --- | --- | 1962..... | 3 | 1 | 0 | .750  | ---     | ---    | 1996..... | 6 | 0 | 0 | 1.000 | 223,540 | 37,257 |
| 1929..... | 6 | 0 | 0 | 1.000 | --- | --- | 1963..... | 5 | 0 | 0 | 1.000 | ---     | ---    | 1997..... | 4 | 2 | 0 | .667  | 216,687 | 36,115 |
| 1930..... | 6 | 0 | 0 | 1.000 | --- | --- | 1964..... | 3 | 3 | 0 | .500  | ---     | ---    | 1998..... | 1 | 4 | 0 | .200  | 184,641 | 36,928 |
| 1931..... | 6 | 1 | 0 | .857  | --- | --- | 1965..... | 4 | 1 | 0 | .800  | ---     | ---    | 1999..... | 3 | 3 | 0 | .500  | 197,939 | 32,990 |
| 1932..... | 5 | 1 | 0 | .833  | --- | --- | 1966..... | 5 | 0 | 0 | 1.000 | ---     | ---    | 2000..... | 1 | 4 | 0 | .200  | 192,580 | 38,516 |
| 1933..... | 5 | 0 | 0 | 1.000 | --- | --- | 1967..... | 4 | 1 | 0 | .800  | ---     | ---    | 2001..... | 2 | 3 | 0 | .400  | 155,238 | 31,047 |
| 1934..... | 5 | 0 | 0 | 1.000 | --- | --- | 1968..... | 4 | 1 | 0 | .800  | ---     | ---    | 2002..... | 0 | 6 | 0 | .000  | 195,636 | 32,606 |
| 1935..... | 4 | 1 | 0 | .800  | --- | --- | 1969..... | 2 | 4 | 0 | .333  | 216,798 | 36,133 | 2003..... | 0 | 6 | 0 | .000  | 184,761 | 30,794 |
| 1936..... | 4 | 1 | 0 | .800  | --- | --- | 1970..... | 1 | 3 | 1 | .300  | 188,146 | 37,629 | 2004..... | 1 | 4 | 0 | .200  | 159,786 | 31,957 |
| 1937..... | 5 | 0 | 0 | .500  | --- | --- | 1971..... | 4 | 1 | 0 | .800  | 203,474 | 40,695 | 2005..... | 2 | 4 | 0 | .333  | 185,611 | 30,935 |
| 1938..... | 5 | 1 | 0 | .833  | --- | --- | 1972..... | 3 | 3 | 0 | .500  | 246,737 | 41,123 | 2006..... | 2 | 3 | 0 | .400  | 153,468 | 30,694 |
| 1939..... | 3 | 0 | 1 | .875  | --- | --- | 1973..... | 0 | 6 | 0 | .000  | 235,529 | 47,106 | 2007..... | 3 | 2 | 0 | .600  | 158,559 | 31,712 |
| 1940..... | 1 | 3 | 0 | .250  | --- | --- | 1974..... | 3 | 3 | 0 | .500  | 210,076 | 35,013 | 2008..... | 2 | 4 | 0 | .333  | 166,512 | 27,752 |
| 1941..... | 4 | 0 | 0 | 1.000 | --- | --- | 1975..... | 2 | 4 | 0 | .333  | 201,354 | 33,559 | 2009..... | 3 | 3 | 0 | .500  | 167,984 | 27,997 |
| 1942..... | 3 | 0 | 0 | 1.000 | --- | --- | 1976..... | 5 | 2 | 0 | .714  | 205,232 | 29,319 | 2010..... | 2 | 3 | 0 | .400  | 158,334 | 31,667 |
| 1943..... | 5 | 1 | 0 | .833  | --- | --- | 1977..... | 5 | 1 | 0 | .833  | 187,247 | 31,208 | 2011..... | 3 | 1 | 0 | .750  | 133,278 | 33,320 |
| 1944..... | 5 | 0 | 0 | 1.000 | --- | --- | 1978..... | 4 | 2 | 1 | .643  | 219,398 | 31,342 | 2012..... | 2 | 5 | 0 | .286  | 225,432 | 32,205 |
| 1945..... | 4 | 0 | 0 | 1.000 | --- | --- | 1979..... | 1 | 4 | 1 | .250  | 202,394 | 33,732 | 2013..... | 2 | 3 | 0 | .400  | 169,781 | 33,956 |
| 1946..... | 5 | 0 | 0 | 1.000 | --- | --- | 1980..... | 3 | 3 | 1 | .500  | 236,610 | 33,801 | 2014..... | 3 | 2 | 0 | .600  | 171,310 | 34,262 |
| 1947..... | 4 | 0 | 0 | 1.000 | --- | --- | 1981..... | 2 | 4 | 0 | .333  | 213,995 | 35,666 | 2015..... | 1 | 5 | 0 | .167  | 185,946 | 30,991 |
| 1948..... | 4 | 0 | 0 | 1.000 | --- | --- | 1982..... | 3 | 3 | 0 | .500  | 220,859 | 36,810 | 2016..... | 3 | 2 | 0 | .800  | 163,267 | 27,935 |
| 1949..... | 5 | 0 | 0 | 1.000 | --- | --- | 1983..... | 2 | 3 | 0 | .400  | 192,082 | 38,416 | 2017..... | 6 | 0 | 0 | 1.000 | 185,543 | 30,924 |
| 1950..... | 3 | 0 | 0 | 1.000 | --- | --- | 1984..... | 5 | 0 | 0 | 1.000 | 185,471 | 37,094 | 2018..... | 6 | 0 | 0 | 1.000 | 190,156 | 31,693 |
| 1951..... | 2 | 2 | 0 | .500  | --- | --- | 1985..... | 7 | 0 | 0 | 1.000 | 265,751 | 37,964 | 2019..... | 4 | 2 | 0 | .667  | 185,935 | 30,989 |
| 1952..... | 3 | 1 | 0 | .750  | --- | --- | 1986..... | 3 | 3 | 0 | .500  | 241,063 | 40,177 | 2020..... | 8 | 0 | 0 | 1.000 | 45,598  | 5,700  |
| 1953..... | 4 | 0 | 0 | 1.000 | --- | --- | 1987..... | 3 | 4 | 0 | .429  | 262,181 | 37,454 | 2021..... | 5 | 1 | 0 | .883  | 163,580 | 27,263 |
| 1954..... | 2 | 1 | 0 | .667  | --- | --- | 1988..... | 6 | 0 | 0 | 1.000 | 230,643 | 38,440 | 2022..... | 4 | 2 | 0 | .666  | 173,880 | 28,647 |
| 1955..... | 4 | 1 | 0 | .800  | --- | --- | 1989..... | 6 | 1 | 0 | .857  | 241,098 | 34,442 | 2023..... | 1 | 2 | 0 | .333  |         |        |
| 1956..... | 4 | 0 | 0 | 1.000 | --- | --- | 1990..... | 4 | 3 | 0 | .571  | 265,827 | 37,975 |           |   |   |   |       |         |        |
| 1957..... | 5 | 0 | 0 | 1.000 | --- | --- | 1991..... | 3 | 4 | 0 | .429  | 252,983 | 36,140 |           |   |   |   |       |         |        |





## 2022 TEAM NOTES

## RUNNING WILD

Army ranked among the nations best rushing offenses averging 289.4 yards per game on the ground, second best in the FBS in 2022.

| Rank | Team        | Rush       | Rush Yds     | Yds/Rush    | Rush TD   | YPG          |
|------|-------------|------------|--------------|-------------|-----------|--------------|
| 1.   | air force   | 802        | 3,971        | 5.40        | 34        | 330.9        |
| 2.   | <b>Army</b> | <b>648</b> | <b>3,473</b> | <b>5.36</b> | <b>38</b> | <b>289.4</b> |
| 3.   | Ole Miss    | 614        | 3,336        | 5.43        | 33        | 256.6        |
| 4.   | navy        | 708        | 2,894        | 4.09        | 22        | 241.2        |
| 5.   | Michigan    | 600        | 3,345        | 5.58        | 41        | 238.9        |

## PAVING THE WAY

Army's rushing performances of 472 and 467 yards are among the best rushing performances in the FBS in 2022.

## Rushing Yards, Single-Game Highs, FBS, 2022

| Team           | Rush Yds   |
|----------------|------------|
| 1. air force   | 582        |
| 2. North Texas | 475        |
| 3. <b>Army</b> | <b>472</b> |
| 4. <b>Army</b> | <b>467</b> |
| 5. Ole Miss    | 463        |

## GROUND AND POUND

Army totaled 38 regular season rushing TDs last season, ranking second in the nation (Regular Season only)

| Rk | School                 | TDs       |
|----|------------------------|-----------|
| 1  | Tennessee (SEC)        | 39        |
| 2. | <b>Army West Point</b> | <b>38</b> |
| 3. | Georgia (SEC)          | 35        |
|    | Michigan (Big 10)      | 35        |

## SECOND HALF LOCK DOWN DEFENSE

During Army's 5-2 finish, the defense only gave up 15.0 points per game. During this span of the season, Army's 105 points allowed was tied for sixth fewest in the country.

|    | Team         | TDs allowed | Points allowed |
|----|--------------|-------------|----------------|
| 1. | Georgia      | 9           | 82             |
| 2. | Air Force    | 9           | 85             |
| 3. | Troy         | 10          | 91             |
| 4. | Michigan     | 10          | 94             |
| 5. | Fresno State | 11          | 104            |
| 6. | <b>Army</b>  | <b>12</b>   | <b>105</b>     |
| 7. | Illinois     | 11          | 105            |

## AIR DEFENSE

Army's defense improved all season vs. the pass, ranking third in the country in fewest passing yards allowed.

|    |                           |              |
|----|---------------------------|--------------|
| 1. | Texas A&M (SEC)           | 156.2        |
| 2. | Air Force (Mountain West) | 159.1        |
| 3. | <b>Army West Point</b>    | <b>160.0</b> |
| 4. | Florida St. (ACC)         | 165.4        |
| 5. | Boise St. (Mountain West) | 167.7        |

## "MOORE" PICKS

Jabari Moore has six career INTs, ranking tied for third most by Army defenders since 2000. Glenn Davis (1943-46) is the overall career leader in Army history with 14 INTs.

## Most INTs in Army career (Since 2000)

| Rk | Player              | Years   | INT      |
|----|---------------------|---------|----------|
| 1  | Donovan Travis      | 2008-10 | 11       |
| 2  | Elijah Riley        | 2016-19 | 7        |
| 3  | <b>Jabari Moore</b> |         | <b>6</b> |
|    | Marquel Broughton   | 2019-22 | 6        |
|    | Josh Jenkins        | 2013-14 | 6        |
|    | Caleb Campbell      | 2005-07 | 6        |
|    | Jeremy Timpf        | 2014-16 | 6        |
|    | Cameron Jones       |         | 5        |
|    | Chris Carnegie      | 2012-15 | 5        |
|    | Frank Scappaticci   | 2006-08 | 5        |
|    | Delente Brewer      | 2002-04 | 5        |

## SPECIAL TEAMS EXCELLENCE

Army's three special teams touchdowns were second most in the FBS. Army finished as one of only three teams in the country that finished in each the Top-10 in punt blocks and the Top-20 in punt returns.

Army has blocked three punts in each of the last three seasons (2020-22) as nine blocked punts are tied for the most in the FBS with Notre Dame in that span.

**Punt Return TD --** RB Tyrell Robinson returned a punt 73-yards for a touchdown vs. Villanova, marking Army's first punt or kickoff return for a touchdown since Jeremy Trimble did so in 2007 vs. Temple

**Blocked Punt for TD vs. UConn --** Blocked by DB Jabril Williams recovered for a TD by RB Miles Stewart. It was Army's first blocked punt returned for a TD since 11/11/2017 vs. Duke, when Javhari Boudreau blocked a punt and returned it 25 yards.

**Blocked Punt for TD vs. navy --** Blocked by Noah Short and recovered for a TD by DB Jabril Williams.

Army's two blocked punts both resulting in TDs made them one of seven teams with two blocked punts for TDs, joining Bowling Green, Middle Tennessee, San Diego State, South Carolina, UAB and UCF.

Army special teams have 13 combined field goal and punt blocks since 2020

The special teams units cumulatively ranked 17th overall in the country in the Special Teams FEI (Fremeau Efficiency Index Rankings), marking the highest-ever ranking for an Army special teams unit since Football Outsiders began tracking advanced statistics in 2007..





# 2023 GAME RECAPS



## ARMY DROPS OPENER AT LOUISIANA-MONROE

**MONROE, La.** — Army West Point football kicked off its 2023 season with a 17-13 defeat at Louisiana-Monroe on Saturday night. The game began in an unorthodox way, as a power outage at Malone Stadium caused the videoboard to be off as the game started without a functional videoboard as the referees kept the official clock on the field. The videoboard and power were restored midway through the second quarter.

On Army's first offensive drive of the season under new offensive coordinator Drew Thatcher, QB Bryson Daily, who was making his first career start, completed his first career pass, a 53-yard reception to sophomore WR Liam Fortner, also his first career reception. From the ULM 17-yard-line threatening to score, Daily was strip sacked by ULM's Norman Massey which was recovered by the Warhawks and took away Army's scoring opportunity.

The Army offense pieced together another drive moving 47 yards on 11 plays, but senior K Quinn Maretzki missed a field goal try from 37 yards out, as Army failed to get on the board for the second straight drive. The Warhawks got into Army territory for the first time on their third drive after converting on a pair of third down conversions. They were eventually forced into a third straight punt after Brett Gerena sniffed out a QB draw on third-and-ten from the Army 43. Two plays after a 20-yard pickup on a slant to WR Isaiah Alston, Daily threw an interception on an attempt over the middle that ULM LB Ja'Terious Evans picked off. The Warhawks were able to capitalize on Army's second turnover, converting a 24-yard field goal by Derek McCormick, to take a 3-0 at the 6:20 mark in the second quarter.

Army found the spark it needed when DB Bo Nicolas-Paul intercepted ULM QB Jiya Wright and returned it 44 yards for Army's first TD of the season with 2:33 remaining in the second quarter. It was Army's first interception returned for a touchdown since Jabari Moore did so vs. Mercer in 2020. It was Nicolas-Paul's second career INT.

On the next ensuing drive, DB Max DiDomenico picked off Wright and gave the offense the ball at the 35 yard-line. Army would capitalize on the turnover when Maretzki converted a 22-yard field goal, to give Army a 10-3 lead with seven seconds to go in the half. In the third quarter, each team was stalled offensively as each punted twice.

To begin the fourth quarter, Army pieced together a nine play, 58-yard drive which was capped off on a 28-yard field goal by Maretzki to give the Black Knights a two-score lead, 13-3. The Army defense remained stout, forcing the sixth ULM punt of the night with 8:19 left to play. Army was pinned inside its own ten-yard line following the Warhawks' punt, with Cooper Allan then booting a career-best 52-yard punt from his own end zone. Starting from its own 38-yard line, ULM was able to break its largest gain of the day with Hunter Smith taking a rush up the middle to the house for the first touchdown of the night for the home team. A McCormick PAT made it a 13-10 contest.

Army faced a third-and-long on its ensuing drive, with Daily hitting Marshall over the middle for a big gain. However, Car'lin Vigers was able to force the ball loose and ULM took over with its second fumble recovery of the evening. Isaiah Woullard was then able to break free for a 33-yard gain, setting up a nine-yard touchdown pass from Hunter Herring to Tyrone Powell which gave ULM a 17-13 lead with 2:48 remaining.

Army got the ball back trailing by four but turned it over for the fourth time on the night on the second play of the drive as A.J. Watts came down with the interception. ULM's drive stalled with under a minute left, with Cameron Jones then blocking a 24-yard field goal attempt on fourth down with 29 seconds remaining. Army got the ball back at its own 15-yard line, but with no timeouts, the Black Knights were unable to move the ball downfield with ULM recovering a last-ditch lateral as time expired.

### SCORE BY QUARTERS

|      | 1st | 2nd | 3rd | 4th | Final |
|------|-----|-----|-----|-----|-------|
| Army | 0   | 10  | 0   | 3   | 13    |
| ULM  | 14  | 3   | 0   | 14  | 17    |

### SCORING SUMMARY

| Q   | Time  | Play  | ARMY-ULM |
|-----|-------|---|----------|
| 2nd | 06:20 | D. McCormick 24 yd field goal                           | 0-3      |
| 2nd | 02:38 | B. Nicolas-Paul 44 yd interception (Q. Maretzki kick)   | 7-3      |
| 2nd | 00:07 | Q. Maretzki 22 yd field goal                            | 10-3     |
| 4th | 12:53 | Q. Maretzki 28 yd field goal                            | 13-3     |
| 4th | 05:43 | H. Smith 62 yd run (D. McCormick kick)                  | 13-10    |
| 4th | 02:48 | T. Howell 9 yd pass from H. Herring (D. McCormick kick) | 13-17    |

### INDIVIDUAL LEADERS

#### PASSING:

**Army** - Daily, 5-11, 121 yds, 2 INT

**ULM** - Wright, 10-21, 70 yds, 2 INT

#### RUSHING:

**Army** - Daily, 23-79 yds; Marshall, 2-43 yds; Reed, 10-30 yds

**ULM** - Smith, 7-103 yds, TD; Woullard, 10-60 yds

#### RECEIVING:

**Army** - L. Fortner, 1 rec., 53 yds; Alston, 3 rec., 47 yds

**TOTALS:** 6-107

**ULM** - Howell, 9 rec., 67 yds, TD; Davis, 4 rec., 24 yds

**TOTALS:** 14-92, TD

### HIGHLIGHTS AND GAME NOTES

- Army is now 2-1 all-time vs. ULM
- Under Head Coach Jeff Monken, Army is 2-3 beginning the season on the road.
- Army is 4-5 under Monken (2014-pres.) vs. Sun Belt opponents.
- Utilizing new Offensive Coordinator Drew Thatcher's system, Army had a 81/19-percent run/pass ratio.
- Freshman Brady Small started at center, marking the first freshman to start in his first game since WR Kevin Waites started in the season opener vs. Fordham in 2017.
- DB Bo Nicolas-Paul's 44-yard interception return for a touchdown was Army's first TD of the season and it was Army's first interception returned for a touchdown since Jabari Moore did so vs. Mercer in 2020. It was Nicolas-Paul's second career INT.
- DiDomenico's interception was the first of his career.
- Senior LB Jimmy Ciarlo recorded a sack, the first of his career to go along with a team-high seven tackles.
- WR Ay'Jaun Marshall busted off a 36-yard run on a jet sweep, the longest rush of his career.
- WR Isaiah Alston recorded three catches for 22 yards.
- Maretzki was 2-3 on field goals and 1-1 on PATs.

### TEAM STATISTICS

|                            | ARMY    | ULM     |
|----------------------------|---------|---------|
| <b>FIRST DOWNS</b>         |         |         |
| Total                      | 14      | 15      |
| Rushing                    | 10      | 9       |
| Passing                    | 4       | 5       |
| Penalty                    | 0       | 1       |
| <b>RUSHING</b>             |         |         |
| Total (Net)                | 176     | 207     |
| Attempts                   | 50      | 32      |
| Avg. Per Rush              | 3.5     | 6.5     |
| Rushing TDs                | 0       | 1       |
| Yds. Gained                | 193     | 229     |
| Yds. Lost                  | 17      | 22      |
| <b>PASSING</b>             |         |         |
| Total (Net)                | 107     | 92      |
| Comp.-Att.-Int.            | 6-12-2  | 14-30-2 |
| Avg. / Att.                | 8.9     | 3.1     |
| Avg. / Comp.               | 17.8    | 6.6     |
| TDs                        | 0       | 1       |
| <b>TOTAL OFFENSE</b>       |         |         |
| Yards                      | 283     | 299     |
| Plays                      | 62      | 62      |
| Avg. / Play                | 4.6     | 4.8     |
| Fumbles - Lost             | 4-3     | 1-0     |
| Penalties - Yds.           | 3-35    | 5-35    |
| <b>PUNTING</b>             |         |         |
| Punts - Yds.               | 4-176   | 6-248   |
| Avg. / Punt                | 44      | 41.3    |
| Inside 20                  | 0       | 2       |
| 50+ Yds.                   | 1       | 1       |
| Touchbacks                 | 1       | 1       |
| Fair Catch                 | 2       | 0       |
| <b>MISCELLANEOUS</b>       |         |         |
| Poss. Time                 | 35:43   | 24:17   |
| 3rd. Down Conv.            | 6 of 15 | 4 of 15 |
| 4th. Down Conversions      | 0 of 0  | 1 of 1  |
| Red-Zone: Scores - Chances | 2-4     | 2-3     |
| Sacks: Total - Yds.        | 1-4     | 1-11    |
| PAT: Total - Made          | 1-1     | 2-2     |
| Field Goals: Total - Made  | 2-3     | 1-2     |







## ARMY BLANKS DELAWARE STATE, 57-0 IN HOME OPENER

WEST POINT, N.Y. -- The Army West Point football team kicked off the 100th season of Michie Stadium with a statement victory, defeating Delaware State in the home opener 57-0.

It marked Army's largest margin of victory in a shutout win since defeating Columbia (60-0) on Oct. 27, 1956. It was also Army's first shutout victory since 2020, defeating Navy, 15-0.

Army totaled 525 total yards, the first-time posting 500+ yards in a game since 2021, while scoring eight offensive touchdowns on the day, led by junior QB Bryson Daily who had three passing touchdowns and two on the ground. Daily finished passing 8-11 for 193 yards and added nine carries for 65 yards. Junior WR Isaiah Alston set a career high with 135 receiving yards with two touchdowns on three receptions. Alston became the first Army receiver with 130+ receiving yards and two TDs since Jeremy Trimble did so twice in the 2007 season. Alston joins only Trimble (twice), William White (2003), and Aaron Alexander (2003), as Army players to eclipse these totals in a single game since 1996.

On the opening drive of the game, Army's OLB Trey Sofia sacked Delaware State QB Aaron Angelos on third-down to complete an opening drive three and out for the Black Knights defense, Sofia's first full sack of his career.

On Army's opening drive offensively, sophomore Zach Mundell made his collegiate debut, recording a reception for seven yards. On the drive, the Army offense faced a fourth-and-2 from the Delaware State 17-yard line, which RB Jakobi Buchanan plunged forward for a gain of three and a first down. The 10-play drive was capped off on a 13-yard touchdown run by QB Bryson Daily. Army would line up for the extra point but fake it with a direct snap which was converted on a run by RB Hayden Reed, to take an 8-0 lead with 8:00 in the first quarter.

On Army's second offensive drive, Daily connected with WR Isaiah Alston on a double-move down the right sideline for a 59-yard touchdown, Alston's fifth career receiving touchdown and Daily's first career passing touchdown to take a 15-0 into the second quarter. Army would find the endzone again with 8:01 in the second quarter, on Daily's second rushing touchdown of the game, from four yards out to extend the Black Knights lead 22-0. The Hornets moved the ball into Army territory on the ensuing drive, before being faced with a fourth-and-one from the Black Knights 30-yard line. On the play, Chris Frey and Spencer Jones were able to get into the backfield and force the turnover on downs on an attempted dive play.

Army got all 70 yards on one play to find the end zone on its ensuing drive, with Daily hitting Alston on a quick slant where the Army receiver burned through the secondary for a career-long 70-yard touchdown catch. The Army defense continued its dominant first half, with Jack Latore pouncing on a loose ball in the backfield to give the Black Knights an immediate red zone opportunity. The Cadets converted on the first play of the drive once again, with Daily hitting Tyson Riley in stride for a 16-yard touchdown connection. Maretzki knocked in his fourth PAT of the ballgame to make it a 36-0 Army advantage.

Getting the ball back with just under three minutes to play, Delaware State moved the ball deep into Army territory, eventually setting up a first and goal from the seven-yard line. Eventually and third and long with the goal to go, Kyle Lewis broke free from the right edge to complete a strip-sack and recovery to give Army the ball back and secure the first half shutout. Freshman QB Champ Harris made his Army debut in the closing seconds of the half, completing a pair of passes to Casey Reynolds for 20 yards. Cole Talley attempted a 58-yard field goal as time expired, with it missing wide right.

In the second half, Army kept the gas on scoring three more touchdowns, one in the third quarter and two in the fourth quarter. Freshman QB Larry Robinson made his collegiate debut and scored his first touchdown on a 23-yard run. Another freshman, RB Kayne Udoh also scored his first touchdown on a five-yard run.

Daily paced all Army rushers (9-65) followed by Robinson (4-63), Ay'Jaun Marshall (2-44), Markel Johnson (6-32), and Udoh (5-32).

### INDIVIDUAL LEADERS

#### PASSING:

ARMY - Daily, 8-11, 193 yds, 3 TD; Harris, 3-4, 45 yds

DSU - Adams, 14-24, 170 yds; Henry, 4-5, 24 yds

#### RUSHING:

ARMY - Daily, 9-65 yds, 2 TDs; L. Robinson, 4-63 yds, TD; Marshall, 2-44 yds

DSU - Gillis, 10-28 yds; Inge, 7-25 yds

#### RECEIVING:

ARMY - Alston, 3-135 yds, 2 TDs; Riley, 2-38 yds, TD; Brennan, 1-25 yds; Reynolds, 2-20 yds

TOTALS: 11-238 yds, 3 TDs

DSU - Hull, 4-53 yds; Morales, 3-46 yds; Ellis, 2-35 yds; Jenkins, 4-29 yds

TOTALS: 20-195 yds

### SCORE BY QUARTERS

|                | 1st | 2nd | 3rd | 4th | Final |
|----------------|-----|-----|-----|-----|-------|
| Delaware State | 0   | 0   | 0   | 0   | 0     |
| Army           | 15  | 21  | 7   | 14  | 57    |

### SCORING SUMMARY

| Q   | Time  | Play  | DSU-ARMY |
|-----|-------|---|----------|
| 1st | 08:00 | B. Daily 13 yd run (H. Reed run)                      | 0 - 8    |
| 1st | 01:33 | I. Alston 59 yd pass from B. Daily (Q. Maretzki kick) | 0 - 15   |
| 2nd | 08:01 | B. Daily 4 yd run (Q. Maretzki kick)                  | 0 - 22   |
| 2nd | 03:14 | I. Alston 70 yd pass from B. Daily (Q. Maretzki kick) | 0 - 29   |
| 2nd | 02:58 | T. Riley 16 yd pass from B. Daily (Q. Maretzki kick)  | 0 - 36   |
| 3rd | 01:12 | J. Buchanan 1 yd run (Q. Maretzki kick)               | 0 - 43   |
| 4th | 12:20 | L. Robinson II 23 yd run (C. Alvarado kick)           | 0 - 50   |
| 4th | 07:36 | Udoh 5 yd run (C. Alvarado kick)                      | 0 - 57   |

### HIGHLIGHTS AND GAME NOTES

- It was Army's largest margin of victory in a shutout win since defeating Columbia (60-0) on Oct. 27, 1956.
- The shutout win marks Army's first shutout win while scoring 50+ points since defeating Fordham, 55-0 in 2011.
- It was also Army's first shutout victory since 2020, defeating Navy, 15-0.
- It marked the first-ever matchup between Army and Delaware State.
- Army is now 16-2 vs. FCS opponents in the Jeff Monken era (2014-pres.).
- Under Monken, Army is now 8-2 in the home opener.
- Army is 75-25 all-time in home openers at Michie Stadium (1924-pres.).
- Monken is now 2-2 in his Army career, following a Week 1 loss.
- Alston set a career high with 135 receiving yards, which was also the most in any game in the Jeff Monken era.
- Alston is the first Army receiver with 130+ receiving yards and two TDs since Jeremy Trimble did so twice in the 2007 season. Alston joins only Trimble (twice), William White (2003), and Aaron Alexander (2003), as Army players to eclipse these totals in a game since 1996.
- The 70-yard TD pass in the second quarter marked career-longs for both Daily and Alston.
- Daily became the second Army QB to throw three touchdowns in a game under Jeff Monken (Jabari Laws, vs. Wake Forest, 10-23-21).
- Daily also became the first QB since at least 1956, with three passing TDs and two rushing touchdowns in the same game.
- RB Jakobi Buchanan punched in a touchdown from one yard out, the 25th of his career. He is 10th on Army's all-time rushing touchdown list.
- Freshman QB Larry Robinson saw his first collegiate action, scoring his first career touchdown on a 23-yard scamper.
- Noah Short, Liam Fortner, Miles Stewart, Lucas Scott and Jackson Powell all logged their first career starts. • Utilizing new Offensive Coordinator Drew Thatcher's system, Army had an 74/26%, run/pass ratio vs. Delaware State.

### TEAM STATISTICS

|                              | DSU     | ARMY    |
|------------------------------|---------|---------|
| <b>FIRST DOWNS</b>           |         |         |
| Total                        | 16      | 23      |
| Rushing                      | 3       | 15      |
| Passing                      | 10      | 7       |
| Penalty                      | 3       | 1       |
| <b>RUSHING</b>               |         |         |
| Total (Net)                  | 24      | 281     |
| Attempts                     | 34      | 43      |
| Avg. Per Rush                | 0.7     | 6.5     |
| Rushing TDs                  | 0       | 5       |
| Yds. Gained                  | 77      | 287     |
| Yds. Lost                    | 53      | 6       |
| <b>PASSING</b>               |         |         |
| Total (Net)                  | 195     | 238     |
| Comp.-Att.-Int.              | 20-34-0 | 11-15-0 |
| Avg. / Att.                  | 5.7     | 15.9    |
| Avg. / Comp.                 | 9.8     | 21.6    |
| TDs                          | 0       | 3       |
| <b>TOTAL OFFENSE</b>         |         |         |
| Yards                        | 219     | 519     |
| Plays                        | 68      | 58      |
| Avg. / Play                  | 3.2     | 8.9     |
| Fumbles - Lost               | 3-2     | 1-1     |
| Penalties - Yds.             | 6-45    | 4-50    |
| <b>MISCELLANEOUS</b>         |         |         |
| Misc. Yards                  | 0       | 0       |
| Poss. Time                   | 31:39   | 28:21   |
| 3rd. Down Conv.              | 6 of 16 | 2 of 7  |
| 4th. Down Conversions        | 0 of 2  | 4 of 4  |
| Red-Zone: Scores - Chances   | 0-2     | 5-5     |
| Sacks: Total - Yds.          | 0-0     | 5-36    |
| PAT: Total - Made            | 0-0     | 7-7     |
| 2PT Conversion: Total - Made | 0-0     | 1-1     |
| Field Goals: Total - Made    | 0-2     | 0-1     |





# GAME 3 | 9/15/2023 | ARMY 37, UTSA 29 | ALAMODOME, SAN ANTONIO, TEXAS | ATT: 27,138



## ARMY SURGES PAST UTSA ON ROAD WITH 37-29 VICTORY

**SAN ANTONIO, TEXAS** -- The Army West Point football team (2-1) defeated UTSA (1-2), 37-29 in a prime-time game on ESPN on Friday night, its third win over UTSA in San Antonio in the last five years.

Army converted a perfect 6-for-6 on fourth down to help dominate time of possession as the Black Knights held the ball for over 44 minutes of gametime. RB Hayden Reed rushed for a career-high 107 yards while QB Bryson Daily also topped the century mark on the ground. On the opening drive of the game, Army marched 75 yards on 16 plays taking 7:28 off the clock as RB Hayden Reed punched in a touchdown from one yard out. Reed also broke free on a 27-yard run on a third and short. Army picked up all 75 yards by virtue of the ground game.

On the second play of UTSA's first drive, LB Jimmy Ciarlo punched the ball loose on a rush attempt by UTSA RB Kevorian Barnes, with DB Quindrelin Hammonds picking up the fumble recovery. Forcing its fifth turnover of the season, Army got the ball back on the Roadrunners 41-yard line. On Army's second offensive possession, Army went for it on 4th-and-7 and was able to convert on a defensive pass interference on a pass intended for WR Ay'Jaun Marshall to give the offense a fresh set of downs at the UTSA 23-yardline. Senior RB Jakobi Buchanan finished off the drive with a bruising 10-yard touchdown run up the middle.

Army led 14-0 at the end of the first quarter, dominating the opening period, running 26 plays to UTSA's six, outgaining the Roadrunners 101 yards to 41 and having possession for 13:19. Early in the second, UTSA answered on a 19-yard touchdown run by RB Robert Henry, to cut into the Black Knights lead, 14-7. QB Bryson Daily's first completion came on a 26-yard pitch and catch on a swing route to RB Markel Johnson. Three plays later, Daily found WR Noah Short down the field for a gain of 38, as Short made a ridiculous catch with tight coverage. UTSA's defense held, and K Quinn Mareztki banged in a 23-yard field goal to make it a 17-7 game.

Army's defense held firm again, forcing a punt after LB Kalib Fortner blew up a running play behind the line of scrimmage for a loss. Daily and the Black Knights then embarked on a 13-play drive culminating in a career-long 45-yard field goal from Mareztki which made it a 20-7 game in favor of Army. The big plays on the drive came via gains of 13 and 11 through the air to Isaiah Alston and Casey Reynolds, respectively. UTSA responded with a blow just before the half, with QB Eddie Lee Marburger connecting with Tykee Ogle-Kellogg on a 46-yard Hail Mary touchdown pass as time expired. Army went into the half holding a 20-14 lead despite a 22:49 to 7:11 advantage in time of possession.

To start the second half, Army's defense was able to get off the field stopping UTSA on 4th-and-6 from the 49-yardline to give the offense good field position. Following a 14-yard run by Reed, Army settled for a 36-yard field goal by Mareztki to give Army a 23-14 lead. With the make, Mareztki set a career high with three field goal makes in a game. The Roadrunners responded on the following drive as Marburger hit WR Joshua Cephus for 44 yards for a touchdown, to make it a 23-21 game.

Army quickly responded on a two-play drive as Markel Johnson took a lateral screen from Daily, with the running back connecting on a pass with WR Isaiah Alston for a gain of 55 yards. Daily then hit Short for a 25-yard touchdown down the seam, Short's first career touchdown to again give the Black Knights a nine-point lead, 30-21. To begin the fourth quarter, Army marched 70 yards on 14 plays, which was capped off by a three-yard touchdown run by Daily to extend the lead, 37-21. UTSA responded quickly and efficiently, with Marburger hitting Devin McCuinn for a 72-yard deep touchdown pass on the second play of the drive. The duo connected once again on the two-point conversion attempt, making it a one-score game with 6:12 to play.

Army failed to move the chains on its ensuing drive, punting the ball away as UTSA took over at their own 35 with 4:34 to play, trailing 37-29. Needing a stop, the Army defense stepped up with Jackson Powell sacking Marburger on third down, marking consecutive games with a sack for the senior. With all three timeouts, UTSA punted back to the Black Knights with 3:12 to go. Army continued to grind out yards on the ground, with Daily breaking loose for a gain of 13 on a third down and five which forced UTSA to use all of its remaining timeouts. Needing one more first down to clinch the game, Daily once again plunged forward on a third down and short to pick up a key first down to secure the win. It marked just UTSA's second defeat in its last 19 games at the Alamodome, as the Black Knights outran the Roadrunners 254-121 on the ground en route to the victory.

### SCORE BY QUARTERS

|      | 1st | 2nd | 3rd | 4th | Final |
|------|-----|-----|-----|-----|-------|
| Army | 14  | 6   | 10  | 7   | 37    |
| UTSA | 0   | 14  | 7   | 8   | 29    |

### SCORING SUMMARY

| Q   | Time  | Play   | ARMY-UTSA |
|-----|-------|--|-----------|
| 1st | 06:20 | H. Reed 1 yd run (Q. Mareztki kick)                          | 7-0       |
| 1st | 02:38 | J. Buchanan 1 yd run (Q. Mareztki kick)                      | 14-0      |
| 2nd | 12:45 | R. Henry 19 yd run (C. Allen kick)                           | 14-7      |
| 2nd | 07:59 | Q. Mareztki 23 yd field goal                                 | 17-7      |
| 2nd | 01:06 | Q. Mareztki 45 yd field goal                                 | 20-7      |
| 2nd | 00:00 | T. Ogle-Kellogg 46 yd pass from E. Marburger (C. Allen kick) | 20-14     |
| 3rd | 09:13 | Q. Mareztki 36 yd field goal                                 | 23-14     |
| 3rd | 07:04 | J. Cephus 44 yd pass from E. Marburger (C. Allen kick)       | 23-21     |
| 3rd | 06:09 | N. Short 25 yd pass from B. Daily (Q. Mareztki kick)         | 30-21     |
| 4th | 06:45 | B. Daily 3 yd run (Q. Mareztki kick)                         | 37-21     |
| 4th | 06:12 | D. McCuinn 72 yd pass from E. Marburger                      | 37-29     |

### HIGHLIGHTS AND GAME NOTES

- Army snapped UTSA's seven game home winning streak.
- Army dominated the time of possession 44:25 to 15:35 in favor of the Black Knights, the fourth highest mark by Army since 1996.
- Army converted 6-for-6 on 4th downs, its first time with 6+ 4th down conversions since 2019, however it was Army's first time converting 100% on over six conversions.
- Army had zero penalties, zero turnovers and allowed zero sacks.
- Army's offense scored on all six of its first six possessions of the game which took them deep into the third quarter (TD, TD, FG, FG, FG, TD), before punting with 1:41 remaining in the third quarter.
- RB Jakobi Buchanan scored his 26th career touchdown, which ties him for 8th all-time in Army history with Felix "Doc" Blanchard and Larry Dixon.
- RB Hayden Reed rushed for a career high 107 yards and scored his first touchdown of the season, the third of his career. Reed's 20 carries also marked a career-high as he logged the first 100-yard game on the ground this season for Army.
- Reed and Bryson Daily became the first pair of Army teammates to each rush for over 100 yards since RB Tyrell Robinson and QB Jemel Jones achieved the feat on 10-3-2020 vs. Albiene Christian.
- Army totaled 442 total yards with 254 coming on the ground.
- WR Noah Short posted a career best 68 receiving yards and a touchdown on three receptions.
- Quinn Mareztki connected a career-long 45-yard field goal in the second quarter. Mareztki finished 3-3, a career-high for field goal makes in a game.
- The Army defense has now gone three straight games without allowing points in the first quarter.

### INDIVIDUAL LEADERS

#### PASSING:

**Army** - Daily, 7-17, 133 yds, TD; Johnson, 1-1, 55 yds

**UTSA** - E. Marburger, 17-25, 239 yds, 3 TD

#### RUSHING:

**Army** - Reed, 20-107 yds, TD; Daily, 24-100 yds, TD; Buchanan, 8-30 yds, TD

**UTSA** - Griffin, 7-53 yds; Barnes, 9-39 yds; Henry, 3-32 yds, TD

#### RECEIVING:

**Army** - Short, 3 rec., 68 yds, TD; Alston, 2 rec., 68 yds; Johnson, 2 rec., 41 yds

**TOTALS:** 8-188 yds

**UTSA** - Cephus, 8 rec., 84 yds, TD; McCuinn, 2 rec., 77 yds, TD

**TOTALS:** 17-239 yds, 3 TDs

### TEAM STATISTICS

|                            | ARMY    | UTSA    |
|----------------------------|---------|---------|
| <b>RUSHING</b>             |         |         |
| Total (Net)                | 254     | 121     |
| Attempts                   | 65      | 22      |
| Avg. Per Rush              | 3.9     | 5.5     |
| Rushing TDs                | 3       | 1       |
| Yds. Gained                | 267     | 131     |
| Yds. Lost                  | 13      | 10      |
| <b>PASSING</b>             |         |         |
| Total (Net)                | 188     | 239     |
| Comp.-Att.-Int.            | 8-18-0  | 17-27-0 |
| Avg. / Att.                | 10.4    | 8.9     |
| Avg. / Comp.               | 23.5    | 14.1    |
| TDs                        | 1       | 3       |
| <b>TOTAL OFFENSE</b>       |         |         |
| Yards                      | 442     | 360     |
| Plays                      | 83      | 49      |
| Avg. / Play                | 5.3     | 7.3     |
| Fumbles - Lost             | 1-0     | 1-1     |
| Penalties - Yds.           | 0-0     | 5-35    |
| <b>MISCELLANEOUS</b>       |         |         |
| First Downs                | 23      | 14      |
| Misc. Yards                | 0       | 0       |
| Poss. Time                 | 44:25   | 15:35   |
| 3rd. Down Conv.            | 8 of 20 | 4 of 10 |
| 4th. Down Conversions      | 6 of 6  | 1 of 2  |
| Red-Zone: Scores - Chances | 5-5     | 1-1     |





## BLACK KNIGHTS FALL TO ORANGE, 29-16

**SYRACUSE, N.Y.** - The Army West Point football team (2-2) was defeated 29-16 at Syracuse (4-0) on Saturday afternoon from the JMA Wireless Dome.

On the opening drive of the game, Army marched 17 plays, 75 yards, which was capitalized by RB Jakobi Buchanan's one-yard touchdown run. On the drive, Army faced a fourth-and-one, in which they went for and converted their 11th consecutive fourth down try, as Buchanan plunged forward for four yards.

The Army defense quickly responded, forcing a three-and-out, where DB Cameron Jones broke up a pass on third down, a play in which he had a possible pick-six in his sights.

Early in the second quarter, Army LB Kalib Fortner, who was making his first career start, logged his first career sack bringing down Syracuse QB Garrett Shrader to force a field goal attempt. Syracuse K Brady Denaburg connected from 46 yards, to cut the Army lead, 7-3.

After the team's traded punts, Army got the ball back with 9:49 to play in the half. The Black Knights continued to convert on fourth down and short, with Buchanan converting two more on the drive bringing Army to a perfect 13-13 on fourth down conversions this season. Rushes of 15, four and eight from QB Bryson Daily eventually got Army into field goal range, with K Quinn Maretzki knocking in a 38-yard field goal to extend Army's lead to 10-3. The drive totaled 19 plays in total while chewing up 9:20 of gametime.

The Orange received the ball back with 29 seconds left to play, quickly connecting on a 23-yard strike to get the ball to midfield. Two plays later, Cameron Jones intercepted a pass from Shrader to bring the first half to a close. Army held an advantage of 23:24 to 6:36 in time of possession through the opening half hour.

In the second half, Syracuse would tie up the game at 10 apiece when LeQuint Allen Jr. rushed for a 13-yard touchdown. On the drive, Shrader hit WR Damien Alford on two big pass plays for gains of 31 and 19.

After a punt by Army, Syracuse went 91 yards in 10 plays to take the lead on a 13-yard touchdown pass from Shrader to WR Umari Hatcher to give the Orange their first lead of the afternoon, 16-10 as the PAT was missed.

Syracuse got the ball back just before the end of the third quarter, eventually extending its lead to a two-possession game, 19-10 on a Denaburg 30-yard field goal. Army was then faced with a fourth-and-eight from its own 27-yard line with just over ten minutes to play in the game. Daily saw his pass tipped at the line, ending Army's perfect fourth down conversion streak at 13 to begin the season.

The Orange capitalized on the good field position with a touchdown rush on the second play of the drive, making it a 26-10 game. After an Army interception on its ensuing drive, an Orange field goal made it a three-score contest at 29-10 with 6:05 to play.

The Black Knights got the ball back with just under three minutes to play, with Daily hitting Noah Short over the middle for an 80-yard touchdown strike, marking consecutive weeks that the duo has connected for a score through the air. With the score 29-16, Army attempted an onside kick to keep the game alive, but the ball was knocked out of bounds to give Syracuse possession as the Orange improved to 4-0 on the campaign.

### INDIVIDUAL LEADERS

#### PASSING:

Army - Daily, 9-21, 145 yds, TD, 2 INT

Cuse - Shrader, 21-26, 245 yds, TD, INT

#### RUSHING:

Army - Daily, 20-47 yds; Buchanan, 6-22 yds, TD; Udoh, 5-16 yds

Cuse - Allen, 21-104 yds, TD; Shrader, 10-50 yds, TD

#### RECEIVING:

Army - Short, 6 rec., 105 yds, TD; Lingenfelter, 1 rec., 21 yds; Alston, 1 rec., 16 yds

TOTALS: 9-145 yds, TD

Cuse- Alford, 9 rec., 135 yds; Hatcher, 4 rec., 37 yds, TD; Brown, 3 rec., 33 yds

TOTALS: 21-245 yds, TD

### SCORE BY QUARTERS

|          | 1st | 2nd | 3rd | 4th | Final |
|----------|-----|-----|-----|-----|-------|
| Army     | 7   | 3   | 0   | 6   | 16    |
| Syracuse | 0   | 3   | 13  | 13  | 29    |

### SCORING SUMMARY

| Q   | Time  | Play                                    | ARMY-CUSE |
|-----|-------|---|-----------|
| 1st | 05:35 | J. Buchanan 1 yd run (Q. Maretzki kick) | 7-0       |
| 2nd | 13:29 | B. Denaburg 46 yd field goal            | 7-3       |
| 2nd | 00:29 | Q. Maretzki 38 yd field goal            | 10-3      |
| 3rd | 07:59 | L. Allen 13 yd run (B. Denaburg kick)   | 10-10     |
| 3rd | 02:01 | U. Hatcher 13 yd pass from G. Shrader   | 10-16     |
| 4th | 11:36 | B. Denaburg 30 yd field goal            | 10-19     |
| 4th | 09:46 | G. Shrader 21 yd run (B. Denaburg kick) | 10-26     |
| 4th | 06:05 | B. Denaburg 31 yd field goal            | 16-29     |
| 4th | 02:32 | N. Short 80 yd pass from B. Daily       | 16-29     |

### HIGHLIGHTS AND GAME NOTES

- Syracuse leads the all-time series vs. Army, 12-10.
- Army's 19-play field goal drive before the half was its longest scoring drive, in terms of plays this season.
- The Army defense has now gone four straight games without allowing points in the first quarter.
- DB Cameron Jones' interception in the second quarter was the seventh of his career, which is tied for the second most by an Army defender dating back to 1996.
- RB Jakobi Buchanan's one-yard touchdown run was the 27th of his career, tied with former QB Ahmad Bradshaw for seventh place on Army's all-time rushing touchdown list.
- QB Bryson Daily connected with WR Noah Short for an 80-yard touchdown in the fourth quarter. It marked a career-long pass from Daily and career-long catch from Short.
- Short's 105 receiving yards marked a new career-high for the sophomore.
- LB Jimmy Ciarlo recorded his team-high third sack of the season.
- LB Kalib Fortner and DB Casey Larkin each registered their first career starts. Fortner posted four tackles with a sack while Larkin logged five tackles.
- Army played in dome stadiums in back-to-back weeks, as they played UTSA at the Alamodome last week.
- DL Austin Hill and LB Leo Lowin paced Army with seven tackles.
- The last time prior to today, Army played Syracuse in 1996, the Donovan McNabb led Orange defeated Army, 42-17, snapping Army's 11-game win streak.
- Army last defeated Syracuse in 1986.

### TEAM STATISTICS

|                              | ARMY    | CUSE    |
|------------------------------|---------|---------|
| <b>FIRST DOWNS</b>           |         |         |
| Total                        | 16      | 20      |
| Rushing                      | 10      | 7       |
| Passing                      | 4       | 13      |
| Penalty                      | 2       | 0       |
| <b>RUSHING</b>               |         |         |
| Total (Net)                  | 125     | 158     |
| Attempts                     | 46      | 37      |
| Avg. Per Rush                | 2.7     | 4.3     |
| Rushing TDs                  | 1       | 2       |
| Yds. Gained                  | 158     | 174     |
| Yds. Lost                    | 33      | 16      |
| <b>PASSING</b>               |         |         |
| Total (Net)                  | 145     | 245     |
| Comp.-Att.-Int.              | 9-21-2  | 21-26-1 |
| Avg. / Att.                  | 6.9     | 9.4     |
| Avg. / Comp.                 | 16.1    | 11.7    |
| TDs                          | 1       | 1       |
| <b>TOTAL OFFENSE</b>         |         |         |
| Yards                        | 270     | 403     |
| Plays                        | 67      | 63      |
| Avg. / Play                  | 4       | 6.4     |
| Fumbles - Lost               | 1-0     | 0-0     |
| Penalties - Yds.             | 2-15    | 6-65    |
| <b>PUNTING</b>               |         |         |
| Punts - Yds.                 | 5-203   | 3-153   |
| Avg. / Punt                  | 40.6    | 51      |
| Inside 20                    | 1       | 2       |
| 50+ Yds.                     | 0       | 2       |
| Touchbacks                   | 0       | 0       |
| Fair Catch                   | 1       | 0       |
| <b>KICKOFFS</b>              |         |         |
| Total - Yds.                 | 3-195   | 7-450   |
| Avg. Yds. / Kickoff          | 65.0    | 64.3    |
| Touchbacks                   | 3       | 6       |
| <b>MISCELLANEOUS</b>         |         |         |
| Misc. Yards                  | 0       | 0       |
| Poss. Time                   | 33:20   | 26:40   |
| 3rd. Down Conv.              | 6 of 17 | 3 of 11 |
| 4th. Down Conversions        | 3 of 4  | 1 of 2  |
| Red-Zone: Scores - Chances   | 1-2     | 4-5     |
| Sacks: Total - Yds.          | 2-10    | 4-24    |
| PAT: Total - Made            | 1-1     | 2-3     |
| 2PT Conversion: Total - Made | 0-1     | 0-0     |
| Field Goals: Total - Made    | 1-1     | 3-3     |





# GAME 5 | 10/7/2023 | BOSTON COLLEGE 27, ARMY 24 | MICHIE STADIUM | WEST POINT, N.Y. | ATT: 34,017



## ARMY RALLIES BUT FALLS TO BOSTON COLLEGE, 27-24

**WEST POINT, N.Y.** -- The Army West Point football team (2-3) fell to Boston College (3-3), 27-24 in a wet and rainy, non-stop downpour at Michie Stadium.

Army erased a 10-point halftime deficit of 13-3 to take its first lead of the game, 24-20 with 11:43 left in the fourth quarter. Army scored touchdowns on each of its first three drives to start the second half. However, Boston College's QB Thomas Castellanos' 142 rushing yards and four touchdown performance was too much for the Black Knights to overcome.

Receiving the opening kickoff, Boston College managed just 15 yards on six plays on its first drive, with the lone first down coming via penalty. Army's first drive resulted in a three-and-out, with RB Tyrell Robinson logging a seven-yard carry in his first play back from injury since October of last season.

Boston College QB Thomas Castellanos ran for a 20-yard touchdown midway through the first quarter, the first points that the Army defense has given up in the first quarter all season. The Eagles took advantage of a short field following a 16-yard punt by Army.

Army Sophomore DL Jack Latore recorded his first career sack on the last play of the first quarter, bringing down Castellanos for a loss of five. A few plays later, DB Quindrelin Hammonds picked off Castellanos, his first career interception to set the Army offense up with great field position.

QB Bryson Daily then connected with Robinson for a 21-yard gain down to the BC eight-yard line to set up a first and goal. K Quinn Maretzki eventually knocked in a 22-yard field goal which put Army on the board and made it a 6-3 game. The Eagles were then able to march down the field on a 17-play, 75-yard touchdown drive which burned 8:44 off the clock.

Castellanos found pay dirt on a four-yard touchdown run with 1:24 to go in the half. The PAT was converted by Liam Connor to make it a 13-3 contest. With rain pouring down in the closing moments of the half, Army was unable to move across midfield and punted for the fourth time in the game to go into the half trailing by ten.

On the opening kickoff of the second half, Zach Mundell broke off a 55-yard return from the Army 10-yard to the Boston College 37. It marked the first kickoff return of Mundell's career and the longest kickoff return in the Jeff Monken era at West Point.

Daily broke off a 14-yard run on the first play of the drive, with a Robinson five-yard carry getting Army into the red zone for the second time on the afternoon. Getting down to the ten-yard line, RB Tyrell Robinson took a handoff up the middle for his first touchdown of the season and 12th overall of his career which cut the deficit down to three after a Maretzki PAT.

Boston College answered Army's score by marching 75 yards on six plays which was capped off by a 10-yard touchdown run by Castellanos, his second of the game to extend the BC lead, 20-10.

Trading blows, the Army offense marched eight plays, 69 yards that featured a 23-yard run by QB Bryson Daily and a 17-yard pitch and catch from Daily to WR Noah Short in which RB Hayden Reed pounded in a touchdown run from six yards out to again make it a three-point game, 20-17. For Reed, it was his second touchdown of the season and the fourth of his career.

After a big stop by the Army defense, Army scored on its third consecutive possession of the second half to take its first lead of the afternoon, 24-20 when Daily connected with TE Tyson Riley on a nine-yard touchdown pass. On the drive Daily hit WR Casey Reynolds for a gain of 27 yards to set the Black Knights up with good field position. Army would get a critical play overturned when looking to extend its lead, when Daily pitched the ball to Reed in which he ran 50 yards for a touchdown, but it was called an illegal forward pass and Army was forced the punt.

On the ensuing drive, Boston College drove 12 plays, 62 yards in which Castellanos scored his fourth rushing touchdown, as the Eagles took the lead 27-24 with only 25 seconds left on the clock. With only a few ticks remaining Army fumbled in its last chance desperation to get into field goal range.

Castellanos finished with a game-high 142 rushing yards and four rushing touchdowns for the Eagles. RB Patrick Garwo also had an 100-yard performance, totaling 111 yards on 14 carries.

### SCORE BY QUARTERS

|                | 1st | 2nd | 3rd | 4th | Final |
|----------------|-----|-----|-----|-----|-------|
| Boston College | 6   | 7   | 7   | 7   | 27    |
| Army           | 0   | 3   | 14  | 7   | 24    |

### SCORING SUMMARY

| Q   | Time  | Play  | BC-ARMY |
|-----|-------|---|---------|
| 1st | 07:35 | T. Castellanos 20 yd run                            | 6-0     |
| 2nd | 10:08 | Q. Maretzki 22 yd field goal                        | 6-3     |
| 2nd | 01:24 | T. Castellanos 4 yd run (L. Connor kick)            | 13-3    |
| 3rd | 10:48 | T. Robinson 10 yd run (Q. Maretzki kick)            | 13-10   |
| 3rd | 07:36 | T. Castellanos 10 yd run (L. Connor kick)           | 20-10   |
| 3rd | 02:51 | H. Reed 6 yd run (Q. Maretzki kick)                 | 20-17   |
| 4th | 11:43 | T. Riley 9 yd pass from B. Daily (Q. Maretzki kick) | 20-24   |
| 4th | 00:25 | T. Castellanos 1 yd run (L. Connor kick)            | 27-24   |

### HIGHLIGHTS AND GAME NOTES

- Boston College leads the all-time series vs. Army, 26-13.
- Army is 11-14 vs. Boston College at Michie Stadium.
- Army RB Tyrell Robinson made his season debut, his first game since October 8, 2022 at Wake Forest. Robinson scored on a 10-yard touchdown run in the third quarter. He finished with seven rushes for 31 yards and caught one pass for 21 yards.
- Zach Mundell recorded a 55-yard kickoff return on his first career attempt, marking the longest kickoff return in the Jeff Monken era (2014-pres.).
- QB Bryson Daily rushed for 99 yards on 14 carries (7.1 avg.) his second-most rushing yards in a game this season.
- RB Hayden Reed scored on the ground from six yards out in the third quarter, his second touchdown of the season, the fourth of his career.
- DB Quindrelin Hammonds had a team-high and career-high 11 tackles and logged his first career interception, picking off Castellanos in the second quarter. LB Leo Lowin also matched Hammonds, with 11 tackles.
- DL Jack Latore recorded his first career sack, coming in the first quarter.

### INDIVIDUAL LEADERS

#### PASSING:

**Army** - Daily, 10-13, 105 yds, TD

**BC** - Castellanos, 4-9, 73 yds, INT

#### RUSHING:

**Army** - Daily, 14-99 yds; Robinson, 7-31 yds, TD; Reed, 6-21 yds, TD

**BC** - Castellanos, 31-142 yds, 4 TD; Garwo, 14-111 yds; Broome, 8-34 yds

#### RECEIVING:

**Army** - Reynolds, 2 rec., 37 yds; Robinson, 1 rec., 21 yds; Riley, 1 rec., 9 yds, TD

**TOTALS:** 10-105 yds, TD

**BC** - Williams, 1 rec., 35 yds; Griffin, 2 rec., 10 yds, TD; Bond, 1 rec., 6 yds

**TOTALS:** 4-73 yds

### TEAM STATISTICS

|                             | BC      | ARMY    |
|-----------------------------|---------|---------|
| FIRST DOWNS                 |         |         |
| Total                       | 19      | 12      |
| Rushing                     | 16      | 8       |
| Passing                     | 2       | 4       |
| Penalty                     | 1       | 0       |
| RUSHING                     |         |         |
| Total (Net)                 | 317     | 161     |
| Attempts                    | 61      | 33      |
| Avg. Per Rush               | 5.2     | 4.9     |
| Rushing TDs                 | 4       | 2       |
| Yds. Gained                 | 336     | 163     |
| Yds. Lost                   | 19      | 2       |
| PASSING                     |         |         |
| Total (Net)                 | 73      | 105     |
| Comp.-Att.-Int.             | 4-9-1   | 10-13-0 |
| Avg. / Att.                 | 8.1     | 8.1     |
| Avg. / Comp.                | 18.3    | 10.5    |
| TDs                         | 0       | 1       |
| TOTAL OFFENSE               |         |         |
| Yards                       | 390     | 266     |
| Plays                       | 70      | 46      |
| Avg. / Play                 | 5.6     | 5.8     |
| Fumbles - Lost              | 1-0     | 3-1     |
| Penalties - Yds.            | 3-25    | 6-30    |
| PUNTING                     |         |         |
| Punts - Yds.                | 3-106   | 5-167   |
| Avg. / Punt                 | 35.3    | 33.4    |
| Inside 20                   | 1       | 2       |
| 50+ Yds.                    | 0       | 1       |
| Touchbacks                  | 0       | 0       |
| RETURNS                     |         |         |
| Punt: Total - Yds. - TDs    | 0-0-0   | 1-6-0   |
| Punt: Avg. / Return         | 0       | 6.0     |
| Kickoff: Total - Yds. - TDs | 1-15-0  | 3-68-0  |
| Kickoff: Avg. / Return      | 15.0    | 22.7    |
| INT: Total - Yds. - TDs     | 0-0-0   | 1-21-0  |
| Fumble: Total - Yds. - TDs  | 0-0-0   | 0-0-0   |
| MISCELLANEOUS               |         |         |
| Misc. Yards                 | 0       | 0       |
| Poss. Time                  | 33:35   | 25:30   |
| 3rd. Down Conv.             | 8 of 17 | 3 of 10 |
| 4th. Down Conversions       | 3 of 4  | 0 of 0  |
| Red-Zone: Scores - Chances  | 4-4     | 4-4     |
| Sacks: Total - Yds.         | 0-0     | 1-10    |
| PAT: Total - Made           | 3-4     | 3-3     |





## ARMY SHUTOUT AT HOME TO TROY

WEST POINT, N.Y. -- Army West Point (2-4) fell to the Troy Trojans (5-2), 19-0 at Michie Stadium. For the second week in a row, Army played in a cold, wet, and rainy game at Michie Stadium. Troy posted 449 total yards, led by WR Jabre Barber's career-high 138 yards on four receptions. The nation's leading rusher RB Kimani Vidal rushed 23 times for 118 yards, his fourth 100-yard performance of the season.

On Troy's first offensive drive, QB Gunnar Watson hit Barber for a gain of 47 yards on a slant to set the Trojans up at Army's nine-yardline. The Army defense held in the redzone and forced a field goal made by K Scott Taylor Renfro from 24 yards out.

The Black Knights were driving on their second drive of the game after runs of 18 and 10 by QB Bryson Daily and then a 13-yard reception by WR Noah Short to get down to the Troy 23-yardline. However, RB Tyrell Robinson fumbled with Troy recovering to stall a promising drive.

Troy's Watson connected again with Barber on a deep pass for 53 yards, however, Barber fumbled on the play with the tackle by DB Max DiDomenico as LB Leo Lowin recovered at Army's own two-yardline, preventing a potential score.

Early in the second quarter, Troy threatened again at Army's 18-yardline, but Army held with great pass coverage on a shot to the endzone intended for Barber by DB Casey Larkin to force a 35-yard field goal by Renfro to extend Troy's lead to 6-0.

Later in the quarter, Watson found Barber yet again for a pickup of 29 yards which was capped off by a 32-yard field goal by Renfro to push Troy's lead to 9-0 as the Army defense held again in the redzone.

With 32 seconds until the break, Watson connected deep down the left sideline with Chris Lewis for a 52-yard touchdown, the lone touchdown of the game, as the Trojans took a 16-0 lead into the locker room.

To open the second half, Troy marched ten plays and added to its lead on the fourth field goal of the game by Renfro, drilling from 43 yards out.

Army's defense played better in the second half, only allowing the one field goal.

Offensively, Army struggled going 2-13 on third downs in the game, totaling 255 total yards. Freshman QB Champ Harris played the entire second half, after Daily left the game with an injury in the second quarter. Harris passed 6-13 for 63 yards and had an interception. Before leaving the game, Daily was 3-4 passing for 15 yards and rushed 10 times for 46 yards.

Army freshman RB Kanye Udoh rushed for a season-best 124 yards on 18 carries (6.9 avg.), becoming the first Army freshman rush over the century mark since Tyrell Robinson rushed for 126 yards vs. Abilene-Christan on 10/3/2020.

### INDIVIDUAL LEADERS

#### PASSING:

**Army** - Harris, 6-13, 63 yds, INT; Daily, 3-4, 15 yds

**Troy** - Watson, 10-21, 227 yds, TD

#### RUSHING:

**Army** - Udoh, 18-124 yds; Daily, 10-38 yds; Robinson, 6-28 yds

**Troy** - Vidal, 23-116 yds; Taylor, 10-82 yds, TD

#### RECEIVING:

**Army** - Olawole, 2 rec., 22 yds; Marshall, 1 rec., 18 yds; Robinson, 2 rec., 17 yds

TOTALS: 9-78 yds

**Troy** - Barber, 4 rec., 138 yds; Lewis, 2 rec., 55 yds, TD; Brown

TOTALS: 10-227 yds, TD

### SCORE BY QUARTERS

|      | 1st | 2nd | 3rd | 4th | Final |
|------|-----|-----|-----|-----|-------|
| Troy | 3   | 13  | 3   | 0   | 19    |
| Army | 0   | 0   | 0   | 0   | 0     |

### SCORING SUMMARY

| Q   | Time  | Play                                  | TROY-ARMY |
|-----|-------|---------------------------------------|-----------|
| 1st | 07:55 | S. Renfro 24 yd field goal            | 3-0       |
| 2nd | 10:35 | B. Denaburg 46 yd field goal          | 6-0       |
| 2nd | 07:31 | Q. Maretzki 38 yd field goal          | 9-0       |
| 2nd | 00:38 | L. Allen 13 yd run (B. Denaburg kick) | 16-0      |
| 3rd | 10:09 | U. Hatcher 13 yd pass from G. Shrader | 19-0      |

### HIGHLIGHTS AND GAME NOTES

- Army drops to 0-2 all-time vs. Troy as they also played last season, a 10-9 Troy win in Troy, AL.
- Army is now 4-6 under Monken (2014-pres.) vs. Sun Belt opponents.
- It was the first time that Army was shutout at home at Michie Stadium since 2003.
- Sophomore LB Kalib Fortner had a team-high eight tackles.
- Freshman WR Tobi Olawole logged two receptions for 22 yards.
- Next week, Army will travel to Baton Rouge, La. to play LSU with kickoff slated at 7:30pm EST. This is the second all-time meeting between Army and LSU and the first since 1931.

### TEAM STATISTICS

|                              | TROY    | ARMY    |
|------------------------------|---------|---------|
| <b>FIRST DOWNS</b>           |         |         |
| Total                        | 15      | 17      |
| Rushing                      | 10      | 10      |
| Passing                      | 5       | 5       |
| Penalty                      | 0       | 2       |
| <b>RUSHING</b>               |         |         |
| Total (Net)                  | 222     | 177     |
| Attempts                     | 39      | 51      |
| Avg. Per Rush                | 5.7     | 3.5     |
| Rushing TDs                  | 0       | 0       |
| Yds. Gained                  | 225     | 222     |
| Yds. Lost                    | 3       | 45      |
| <b>PASSING</b>               |         |         |
| Total (Net)                  | 227     | 78      |
| Comp.-Att.-Int.              | 10-21-0 | 9-18-1  |
| Avg. / Att.                  | 10.8    | 4.3     |
| Avg. / Comp.                 | 22.7    | 8.7     |
| TDs                          | 1       | 0       |
| <b>TOTAL OFFENSE</b>         |         |         |
| Yards                        | 449     | 255     |
| Plays                        | 60      | 69      |
| Avg. / Play                  | 7.5     | 3.7     |
| Fumbles - Lost               | 1-1     | 5-3     |
| Penalties - Yds.             | 9-80    | 5-31    |
| <b>PUNTING</b>               |         |         |
| Punts - Yds.                 | 3-75    | 5-153   |
| Avg. / Punt                  | 25      | 30.6    |
| Inside 20                    | 1       | 0       |
| 50+ Yds.                     | 0       | 0       |
| Touchbacks                   | 0       | 0       |
| Fair Catch                   | 0       | 1       |
| <b>KICKOFFS</b>              |         |         |
| Total - Yds.                 | 6-380   | 1-65    |
| Avg. Yds. / Kickoff          | 63.3    | 65.0    |
| Touchbacks                   | 2       | 1       |
| <b>RETURNS</b>               |         |         |
| Punt: Total - Yds. - TDs     | 2-14-0  | 0-0-0   |
| Punt: Avg. / Return          | 7.0     | 0       |
| Kickoff: Total - Yds. - TDs  | 0-0-0   | 1-11-0  |
| Kickoff: Avg. / Return       | 0       | 11.0    |
| INT: Total - Yds. - TDs      | 1-2-0   | 0-0-0   |
| Fumble: Total - Yds. - TDs   | 1-17-0  | 0-0-0   |
| <b>MISCELLANEOUS</b>         |         |         |
| Misc. Yards                  | 0       | 0       |
| Poss. Time                   | 30:08   | 29:52   |
| 3rd. Down Conv.              | 4 of 13 | 2 of 13 |
| 4th. Down Conversions        | 0 of 2  | 1 of 5  |
| Red-Zone: Scores - Chances   | 3-3     | 0-1     |
| Sacks: Total - Yds.          | 6-32    | 0-0     |
| PAT: Total - Made            | 1-1     | 0-0     |
| 2PT Conversion: Total - Made | 0-0     | 0-0     |
| Field Goals: Total - Made    | 4-5     | 0-0     |






## PROJECTED OFFENSIVE CONTRIBUTORS -- QUICK HITS

## QUARTERBACKS

**BRYSON DAILY***Class: Junior**Ht: 6'0 | Wt: 215**Highschool: Abernathy / USMAPS**Hometown: Abernathy, Texas***13****QUARTERBACK****Career Accolades:** Named to 2023 Earl Campbell Tyler Rose Award Watch List.


**2023: at ULM (9/2):** Made his first career start, passing 5-11 for 121 yards and two interceptions. His first career completion came on a pickup of 53 yards to WR Liam Fortner. Also rushed 23 times for 67 yards...**vs. Delaware State (9/9):** Totaled five touchdowns (three passing, two rushing) on 8-11 passing for 193 yards, adding nine carries for 65 yards on the ground...Became the second Army QB to throw three touchdowns in a game under Jeff Monken (Jabari Laws, vs. Wake Forest, 10-23-21), also becoming the first Army QB since at least 1956, with three passing TDs and two rushing touchdowns in the same game...**at UTSA (9/15):** Passed 7-17 for 133 yards and a touchdown, while adding 102 yards and a score on the ground on 24 attempts, his first career 100-yard rushing performance...**at Syracuse (9/23):** Completed 9-21 passing for 145 with one touchdown and two interceptions. Completed an 80-yard touchdown to WR Noah Short, tied for the sixth-longest pass in Army history. Added 47 yards on the ground on 20 attempts...**vs. Boston College (10/7):** Passed 10-13 for 105 yards and one touchdown and also rushed for 99 yards on 14 carries. Led three consecutive touchdown drives to start the second half and take the lead, 24-20... **vs. Troy (10/14):** Passed 3-4 for 15 yards and rushed for 46 yards on 10 attempts before leaving the game with a leg injury prior to halftime.

**2022:** Appeared in five games, rushing 12 times for 163 and two touchdowns...**vs. ULM (10/22):** Scored his first career touchdown on a 64-yard run...**at UMass (11/26):** Ran six times for 79 yards with a touchdown.

**CHAMP HARRIS***Class: Freshman**Ht: 6'2 | Wt: 193**Highschool: St. Thomas Aquinas**Hometown: Miami, Fla.***7****QUARTERBACK**

**2023: vs. Delaware State (9/9):** Made his collegiate debut, passing 3-4 for 45 yards and rushing twice for eight yards...**vs. Troy (10/14):** Entered for the injured Bryson Daily prior to halftime, playing the remainder of the game. Passed 6-13 for 63 yards and had an interception.

**Prior to West Point/Personal:** Attended St Thomas Aquinas HS in Miami, Fla. ... Was a state champion, first-team all-state, and first-team all-Broward in 2022... In 2021 received an all-Dade honorable mention and was named second-team all-state...In the classroom was named to the honor roll, was the U.S. History Best Student and Business and Entrepreneurship Principles Best Student...Also played baseball, basketball, track, and volleyball.

**LARRY ROBINSON***Class: Freshman**Ht: 5'10 | Wt: 189**Highschool: Saline High / USMAPS**Hometown: Detroit, Mich.***2****QUARTERBACK**

**2023: vs. Delaware State (9/9):** Made his collegiate debut, rushing four times for 63 yards, including his first touchdown, coming on a 23-yard run...

**Prior to West Point/Personal:** Attended Saline High in Detroit, Mich...Amassed 5000-plus career all-purpose yards and 64 combined passing/rushing touchdowns...Was also recognized as a three-time all-conference, all-state selection, and conference Player of the Year...Hold Michigan's longest touchdown record (99 yards) ...Also ran Track...Attended USMAPS during the 2022 season.

**DEWAYNE COLEMAN***Class: Sophomore**Ht: 5'10 | Wt: 195**Highschool: Theodore Roosevelt / USMAPS**Hometown: Selma, Texas***10****QUARTERBACK**

**2023: at ULM (9/2):** Saw his first-ever game action late in the fourth quarter, completing a pass...**at Syracuse (9/23):** Played one snap on a key fourth down in the first half as Daily had to come out of the game for one play.

**Prior to West Point/Personal:** Was the team offensive MVP and an All-Area player at Theodore Roosevelt High School in Selma, Texas...Member of National Honor Society and was an Honor roll and summa cum laude honors...Team



# TYRELL ROBINSON



*Class: Junior*

*Ht: 5'9 | Wt: 185*

*Highschool: East Paulding / USMAPS*

*Hometown: Dallas, Ga.*

21

RUNNING BACK

**Career Accolades:** Named 2023 Phil Steele Preseason All-Independent first-team punt returner...Selected as 2022 Phil Steele Postseason All-Independent first-team punt returner...Named to the Hornung Award Watch List prior to the 2022 season...Named a 2022 Phil Steele Preseason first-team special teamer and second-team player for offense...Named a first-team Phil Steele Postseason All-Independent in 2021.

**2023: vs. Boston College (10/7):** Made his season debut, his first game since October 8, 2022. In his return, he scored on a 10-yard touchdown run, rushing seven times for 31 yards and catching one pass for 21 yards...**vs. Troy (10/14):** Made his first start since his return from injury and rushed for 28 yards on six carries and lost a fumble. Added two receptions for 17 yards in the pass game.

**2022:** Played in five games rushing for 321 yards and a touchdown. Also hauled in seven passes for 135 yards and a touchdown. Returned five punts for 67 yards and a touchdown...Was named a First Team Special Teams Phil Steele All-Independent selection...Prior to the season was named to the Watch List for the Paul Hornung Award, given annually to the most versatile player in college football...at Coastal Carolina (9/3): Started and scored Army's first touchdown of the season, with a 70-yard run midway through the first quarter...Rushed for 123 yards on six carries in the first half alone, marking his third career game eclipsing over 100 rushing yards...Finished the game rushing nine times for 135 yards (second most of his career) and a TD...Also returned one kickoff for 21 yards...vs. UTSA (9/12): Hauled in four passes for 76 yards and a TD. Also added eight carries for 25 yards...vs. Villanova (9/17): Logged six carries for 89 yards. Returned a punt 73 yards for a TD, marking Army's first punt or kickoff return for a TD since 2007...vs. Georgia State (10/1): Rushed nine times for 37 yards and caught one pass for 11 yards...at Wake Forest (10/8): Hauled in two receptions for 48 yards and rushed six times for 39 yards.

**2021:** Played in all 13 games, rushing for 609 yards and three touchdowns on 72 carries (8.5 avg)...Also caught 12 passes for 340 yards (28.3 avg.) with three receiving touchdowns...Named a first-team Phil Steele All-independent Team as a punt returner...at Georgia State (9/4): Rushed three times for 12 yards...hauled in one reception for a 40-yard touchdown...returned one punt for three yards...vs. Western Kentucky (9/11): Rushed seven times for 81 yards and one touchdown...averaged 11.6 yards per carry...hauled in one pass for five yards...vs. UConn (9/18): Rushed three times for 84 yards...including a 70-yard rushing touchdown...averaged 28 yards per carry...vs. Miami (OH) (9/25): Rushed six times for 38 yards...at Ball State (10/2): Rushed six times for 26 yards and hauled in one pass for 21 yards...at Wisconsin (10/16): Rushed six times for 46 yards...vs. Wake Forest (10/23): Rushed 11 times for 98 yards...hauled in one reception for a 39-yard touchdown...vs. Air Force (11/6): Rushed four times for 18 yards...hauled in two receptions for 118 yards and marked his first 100-scrimmage set of back-to-back games...vs. Bucknell (11/13): Posted 25 yards on a pair of carries ... Finished the day with three punt returns for 85 yards, including a long of 55 yards ... Returned one kickoff for 14 yards...vs. UMass (11/20): Recorded a career-long, 79-yard touchdown run ... Rushed for a career-best 137 yards on nine carries ... Added one punt return (three yards)...at Liberty (11/27): Finished with 51 yards off one reception. Recorded an additional 22 yards on a pair of carries for 73 total yards of offense ... Started at running back...at Navy (12/11): Notched 21 yards on seven carries. Recorded two catches for 30 yards ... Posted an 11-yard punt return...Armed Forces Bowl vs. Missouri (12/22): Rushed six times for 12 yards. Hauled in one reception for 42 yards...

**Prior to West Point/Personal:** Played at East Paulding in Dallas, Ga. ...Following his senior season in 2018, named Athlete/All Purpose Player of the Year in Region 7-A...Led the state in rushing during his junior season in 2017, running for 1,338 yards and 15 touchdowns...Named the Region 7-5A All-Purpose Player of the Year, Paulding County Offensive Player of the Year, and named to the All-County team and was named Honorable Mention to the All-State team...Also played baseball...Spent the 2019 season at USMAPS...Majoring in Geospatial Information Science.

# HAYDEN REED



*Class: Sophomore*

*Ht: 6'0 | Wt: 215*

*Highschool: Gaither / USMAPS*

*Hometown: Tampa, Fla.*

8

RUNNING BACK

**2023: at ULM (9/2):** Rushed 10 times for 29 yards...**vs. Delaware State (9/9):** Ran three times for 17 yards and scored on a two-point conversation fake field goal run following Army's first touchdown of the game...**at UTSA (9/15):** Started and tallied a career-high 108 yards and a touchdown on 20 carries, his first career 100-yard game...**at Syracuse (9/23):** Ran two times for six yards... **vs. Boston College (10/7):** Rushed six times for 31 yards and scored a touchdown on a six-yard run in the third quarter...**vs. Troy (10/14):** Rushed six times for 13 yards.

**2022:** Played in 10 games as a freshman with two starts at running back...Logged 37 carries for 188 yards (5.1 avg.) and two touchdowns...vs. Villanova (9/17): logged his first career carries, rushing three times for 29 yards and a TD...vs. Georgia State (10/1): Carried eight times for 28 yards...at Wake Forest (10/8): Made his first career start and ran 10 times for 24 yards...vs. Colgate (10/15): Made his second straight start and rushed for a season-best 87 yards and a TD on 11 carries...vs. ULM (10/22): Did not play...vs. UConn (11/19): Carried one time for seven yards...at UMass (11/26): Logged two carries for nine yards.

**Prior to West Point/Personal:** Played at Gaither High School in Tampa, Fla...Spent 2021 at USMAPS... Majoring in Engineering Management.

# JAKOBI BUCHANAN



*Class: Senior*

*Ht: 6'0 | Wt: 255*

*Highschool: Chaminade Prep / USMAPS*

*Hometown: St. Charles, Mo.*

33

RUNNING BACK

**Career Accolades:** 2021 & 2023 Phil Steele Preseason All-Independent second-teamer.

**2023: at ULM (9/2):** Started at running back, rushing six times for 14 yards...**vs. Delaware State (9/9):** Scored his 25th career touchdown, on a run from one yard out in the third quarter. Finished with seven carries for 13 yards and a TD...**at UTSA (9/15):** Ran eight times for 30 yards and a touchdown from 10 yards out...**at Syracuse (9/23):** Scored on a one-yard touchdown run, which was the 27th of his career, tying him with former QB Ahmad Bradshaw for seventh place on Army's all-time rushing touchdown list. Finished with six carries for 22 yards.

**2022:** Played in 11 games with three starts...Posted 335 rushing yards on 81 attempts (4.1 avg.) and six touchdowns...Ended the season with 24 career rushing TDs, which is tied for No. 10 in Army history with former teammate Tyhier Tyler, Kelvin Hopkins Jr. and Gil Stephenson...at Coastal Carolina (9/3): Started and scored a 1-yard TD to tie the game, 14-14, before half...It was his 19th career rushing TD. Also converted on two fourth down and shorts to keep the drive alive...Finished the game rushing eight times for 29 yards and a TD...vs. UTSA (9/12): Pounded his way to two 1-yard TDs both in the first half, his fifth career multi-TD game and his first multi-TD game since scoring three TDs at Liberty last season (11/27/21)...vs. Villanova (9/17): Logged a career-long rush of 55 yards on the opening drive of the game...vs. Georgia State (10/1): Rushed 12 times for 56 yards (season-high)...at Wake Forest (10/8): Ran six times for 16 yards...vs. Colgate (10/15): Did not play (injury)...vs. ULM (10/22): Carried 13 times for 45 yards and a TD...vs. Air Force (11/5): Carried four times for nine yards...at Troy (11/12): Ran six times for 31 yards...vs. UConn (11/19): Ran four times for 13 yards...at UMass (11/26): Pounded in two TDs, his second multi-TD game of the season on 11 carries for 46 yards...vs. Navy (12/10): Played but did not receive carries.



# MILES STEWART



*Class: Junior*

*Ht: 5'10 | Wt: 195*

*Highschool: Lusher Charter School / USMAPS*

*Hometown: New Orleans, La.*

22

RUNNING BACK

**2023: at ULM (9/2):** Ran four times for 15 yards...**vs. Delaware State (9/9):** Totaled 11 yards on two carries... **at UTSA (9/15):** Rushed three times for 13 yards...**at Syracuse (9/23):** Ran once for three yards...**vs. Boston College (10/7):** Did not play (Inactive).

**2022:** Played in nine games, rushing six times for 29 yards...Also recorded a special teams touchdown...**at Wake Forest (10/8):** Ran once for seven yards... **vs. Colgate (10/15):** Ran twice for seven yards...**vs. UConn (11/19):** Recovered a blocked punt in the endzone for his first career touchdown.

**2021:** Did not see action

**Prior to West Point/Personal:** Starred in football and track and field athlete where he competed in the 200 meters, 400 meters, 4x100 relay, 4x200 relay, 4x400 relay, 4x800 relay at Lusher Charter School in New Orleans, La. ...As a senior in 2019, rushed for 1,509 yard and 20 touchdowns...Earned first-team all-district honors at running back as a senior and as a junior....Spent the 2020 season at USMAPS...Majoring in Systems Engineering...

# MARKEL JOHNSON



*Class: Junior*

*Ht: 5'8 | Wt: 200*

*Highschool: Liberty County / USMAPS*

*Hometown: Allenhurst, Ga.*

27

RUNNING BACK


**2023: vs. Delaware State (9/9):** Rushed for 35 yards on six carries...**at UTSA (9/15):** Caught two passes for 41 yards and added six carries for 14 yards. Completed a 55-yard pass to Isaiah Alston when taking a lateral screen from Daily before going deep down the right sideline to Alston...**at Syracuse (9/23):** Started, rushing eight times for 16 yards.

**2022:** Played in eight games, rushing for 211 yards on 33 carries (6.4 avg.) with two touchdowns...**vs. Colgate (10/15):** Rushed nine times for 76 yards and scored his first career TD, on a 24-yard run...**at UMass (11/26):** Ran 10 times for 67 yards...**vs. Navy (12/10):** Ran six times for 40 yards and a touchdown... His touchdown came on the first play of overtime for Army to take a 17-10 lead over the Mids, in the first-ever overtime game in the Army-Navy series.

**2021:** Did not see action.

**Prior to West Point/Personal:** Starred at Liberty County High School, rushing for 804 yards and 11 touchdowns...Spent the 2020 season at USMAPS...Majoring in Systems and Decision Science.

# ISAIAH ALSTON



*Class: Junior*

*Ht: 6'4 | Wt: 195*

*Highschool: Mater Dei Prep / USMAPS*

*Hometown: Carteret, N.J.*

11

WIDE RECEIVER

**Career Accolades:** Named a 2023 Phil Steele Preseason All-Independent first-teamer.

**2023: at ULM (9/2):** Started and logged three receptions for 47 yards, including a long of 20 yards on a slant route...**vs. Delaware State (9/9):** Logged a career-high 135 yards and two touchdowns on three receptions, which was also the most receiving yards in any game in the Jeff Monken era. He became the first Army receiver with 130+ receiving yards and two TDs in a game since Jeremy Trimble did so twice in the 2007 season. His 70-yard TD reception in the second quarter also marked a career-long. Following the game he was named to the Pro Football Focus (PFF) College Team of the Week...**at UTSA (9/15):** Caught two passes for 68 yards...**at Syracuse (9/23):** Recorded one reception for 16 yards.

**2022:** Finished as Army's leading receiver, hauling in 16 passes for 269 yards and one touchdown...**at Coastal Carolina (9/3):** Secured two receptions for 15 yards in the season opener...**vs. UTSA (9/12):** Logged two catches for 61 yards, including a long of 48...**vs. Villanova (9/17):** Was targeted once in the passing game, but did not record any stats... **vs. Georgia State (10/1):** Started, and was targeted five times but did not record a reception...**at Wake Forest (10/8):** Logged a season-best seven receptions for 123 yards and a TD. With two career 100-yard receiving games, Alston is one of 13 Army receivers with multiple 100-yard games...**vs. Colgate (10/15):** Did not play (injury)...**vs. ULM (10/22):** Logged one reception for five yards...**vs. Air Force (11/5):** Hauled in two passes for 34 yards...**at Troy (11/12):** Caught one pass for eight yards...**vs. UConn (11/19):** Played, but did not haul in any passes...**at UMass (11/26):** Started at WR and hauled in one catch for 23 yards.

**2021:** Had a breakout season, logging 22 catches for 449 yards and three touchdowns...**at Georgia State (9/4):** ...saw action in the season opener for the Cadets...did not record any stats...**vs. UConn (9/18):** Hauled in his first career touchdown reception on a 39-yard strike...**vs. Miami (OH):** Saw action, did not record any stats...**at Ball State (10/2):** Hauled in two receptions for 36 yards... including a 29-yard reception...**at Wisconsin (10/16):** Hauled in one reception for 34 yards...**vs. Wake Forest (10/23):** Hauled in a career-best six receptions for 107 yards and two touchdowns, marking his first career 100-yard receiving game...Became the first Black Knight to haul in multi-receiving touchdowns in 15 years...**vs. Air Force (11/6):** Hauled in four receptions for 79 yards, including a 48-yard long reception... **vs. Bucknell (11/13):** Caught one 30-yard pass...**vs. UMass (11/20):** Caught two passes for a total of 42 yards...**at Liberty (11/27):** Recorded a 17-yard reception...**at Navy (12/11):** Made a 35-yard catch...Armed Forces Bowl **vs. Missouri (12/22):** Hauled in three receptions for 30 yards...

**2020:** Hauled in two receptions for 47 yards on the season...Snagged a high-light-reel diving catch **vs. Louisiana-Monroe (Sept. 12)**, which went for 29 yards...Reeled in one grab for 18 yards in his collegiate debut **vs. Middle Tennessee State (Sept. 5)**.

**Prior to West Point/Personal:** Played at Mater Dei Prep for head coach Dino Mangiero ...Earned all-state and all-conference recognition...His senior year he hauled in 34 receptions for 634 yards and seven touchdowns...Majoring in Systems and Decision Sciences





## PASS CATCHERS

## NOAH SHORT



Class: Sophomore

Ht: 6'0 | Wt: 190

Highschool: The King's Academy / USMAPS

Hometown: San Jose, Calif.

15

WIDE RECEIVER

**2023:** at ULM (9/2): Played his first career game as a WR, and caught his first career pass, a 12-yarder...**vs. Delaware State (9/9):** Made his first career start, catching one pass for seven yards, and rushing once for four yards...**at UTSA (9/15):** Logged a career-best 68 receiving yards on three receptions, scoring his first touchdown on a 25-yard touchdown down the seam to give the Black Knights a nine-point lead, 30-21...**at Syracuse (9/23):** Recorded a career-best 105 receiving yards and a touchdown on six receptions, including an 80-yard touchdown from Daily, which was tied for the sixth-longest pass in Army history...**vs. Boston College (10/7):** Caught two passes for 16 yards...**vs. Troy (10/14):** Caught two passes for 15 yards.

**2022:** Played in eight games as a freshman as a primary contributor on special teams, making one tackle...Played defensive back...at Navy (12/10): Came up arguably the biggest play of the season, blocking Riley Riethman's punt with freshman DB Jabril Williams chasing down the ball in the end zone, recovering for a special teams touchdown to give Army a 7-3 halftime lead.

**Prior to West Point/Personal:** Played at The King's Academy in San Jose, Calif., where he was an All-state defense first-team selection. Logged 274 total tackles, six interceptions, 10 sacks and 646 return yards...Honor roll freshman and sophomore years...Was the conference special teams player of the year following his sophomore year...Spent 2021 at USMAPS...Majoring in Management.

## TYSON RILEY



Class: Senior

Ht: 6'2 | Wt: 255

Highschool: Springfield Catholic / USMAPS

Hometown: Mount Vernon, Mo.

32

TIGHT END/RUNNING BACK

**2023:** at ULM (9/2): Ran the ball three times for seven yards...**vs. Delaware State (9/9):** Caught two passes for 38 yards (career best), including a 16-yard touchdown reception, his first career touchdown reception...**at UTSA (9/15):** Started at tight end...**at Syracuse (9/23):** Started at tight end for the second straight week...**vs. Boston College (10/7):** Caught a nine-yard touchdown from Bryson Daily early in the fourth quarter to take the lead...**vs. Troy (10/14):** Caught one pass for six yards.

**2022:** Appeared in 10 games with eight starts...Rushed 95 times for 441 yards (4.6 avg.) with two touchdowns...at Coastal Carolina (9/3): Carried 11 times for 29 yards in the season opener...vs. UTSA (9/12): Carried five times for 7 yards...vs. Villanova (9/17): Logged a career-best day, running for 159 yards, including a 70-yard TD in the third quarter, on 21 carries...vs. Georgia State (10/1): Carried six times for 24 yards...at Wake Forest (10/8): Did not play (injury)...vs. Colgate (10/15): Did not play (injury)...vs. ULM (10/22): Logged 90 yards and a touchdown on 12 carries...vs. Air Force (11/5): Carried six times for 20 yards...at Troy (11/12): Carried 19 times for 68 yards...vs. UConn (11/19): Ran 13 times for 39 yards...at UMass (11/26): Started at slot back but did not log any carries...vs. Navy (12/10): Ran for six yards on two carries.

## AY'JAUN MARSHALL



Class: Senior

Ht: 5'11 | Wt: 185

Highschool: West York Area / USMAPS

Hometown: Baltimore, Md.

3

WIDE RECEIVER

**2023:** at ULM (9/2): Started and caught one pass for 24 yards. Also rushed twice for 43 yards, including busting off a 36-yard run on a jet sweep, the longest rush of his career...**vs. Delaware State (9/9):** Ran twice for 44 yards...**at Syracuse (9/23):** Caught one pass for three yards and rushed once for eight yards...**vs. Troy (10/14):** Caught one pass for 18 yards.

**2022:** Played in nine games and started in six...Rushed 24 times for 256 yards and one touchdown...Recorded six receptions for 208 yards and two touchdowns...at Coastal Carolina (9/3): Hauled in a 54-yard TD pass from Tyhier Tyler in the third quarter to give Army the lead...Also rushed three times for 17 yards...vs. UTSA (9/12): Hauled in three receptions for 87 yards, including a 77-yard TD in the first quarter...vs. Villanova (9/17): Played but did not factor into the box score...vs. Georgia State (10/1): Rushed one time for 15 yards...at Wake Forest (10/8): Led the team with 44 rushing yards on three carries...vs. Colgate (10/15): Rushed four times for 61 yards, including an 11-yard TD run in the second quarter...vs. ULM (10/22): Ran six times for 49 yards...vs. Air Force (11/5): Hauled in a 31-yard reception down the right sideline to set Army up on its lone scoring drive of the game...at Troy (11/12): Ran four times for 61 yards, including a long of 28...vs. Navy (12/10): Rushed three times for 14 yards.

**2021:** Played in four games...vs. Bucknell (11/13): Caught a 22-yard touchdown pass and also had one rush of 10 yards...vs. UMass (11/20): Saw action but did not factor in statistically...at Navy (12/11): Made one tackle on special teams...Armed Forces Bowl vs. Missouri (12/22): Saw action but did not record any stats.

**2020:** Saw action in nine games, finishing the season with eight rushing yards on six attempts ... Had seven rushing yards on three attempts vs. West Virginia (Dec. 31) in the AutoZone Liberty Bowl ... Also had a tackle against the Mountaineers ... Picked up six yards in his first collegiate carry against Louisiana-Monroe (Sept. 12) ... Made his collegiate debut in Army's season-opening win over MTSU (Sept. 5).

**Prior to West Point/Personal:** Played at West York Area High School for head coach Jeremy Jones...Amassed over 5000 all-purpose yards and scored more than 50 touchdowns...Named the YIAA Division II Offensive Player of the Year...Also competed in track...Spent the 2019 season at USMAPS...Majoring in Law and Legal Studies.





## PASS CATCHERS

**JOSHUA** LINGENFELTER*Class: Senior**Ht: 6'3 | Wt: 250**Highschool: A Crawford Mosley / USMAPS**Hometown: Panama City, Fla.***88****TIGHT END**

**2023: at ULM (9/2):** Started at tight end...**at UTSA (9/15):** Started at tight end and aided the offensive attack to score 37 points, tally 442 yards of total offense and convert a perfect 6-6 on 4th down attempts.

**Prior to West Point/Personal:** Played at A. Crawford Mosley High School for head coach Jeremy Brown...Earned all-state and all-district recognition...Participated in the FACA North vs. South All-Star Game...Also competed in powerlifting...Has three other members of his family that served in the military...Attended USMAPS...Majoring in Economics.

**CASEY** REYNOLDS*Class: Junior**Ht: 6'2 | Wt: 195**Highschool: Deerfield Academy**Hometown: Cold Spring Harbor, N.Y.***87****WIDE RECEIVER**

**2023: vs. Delaware State (9/9):** Caught two passes for 20 yards...**at UTSA (9/15):** Caught one pass for 11 yards...**vs. Boston College (10/7):** Hauled in two passes for 37 yards, a career-best...**vs. Troy (10/14):** Started at WR.

**2022:** Played in eight games...Recorded one tackle on special teams.  
**Prior to West Point/Personal:** Also, is on the lacrosse team at West Point...Played at Deerfield Academy in New York...Majoring in Systems and Decision Sciences.

**LIAM** FORTNER*Class: Sophomore**Ht: 6'1 | Wt: 205**Highschool: Central High / USMAPS**Hometown: Knoxville, Tenn.***80****WIDE RECEIVER**

**2023: at ULM (9/2):** Recorded his first career reception, a 53-yarder from Bryson Daily early in the first quarter...**vs. Delaware State (9/9):** Played but did not record any stats.

**Prior to West Point/Personal:** Won two state championships at Central High School in Tennessee...Garnered all-state, all-region honors...Was on the honor roll...Spent the 2021 season at USMAPS...Twin brother, Kalib is a LB at Army...Majoring in Systems Engineering.

**ZACH** MUNDELL*Class: Sophomore**Ht: 5'9 | Wt: 180**Highschool: Martin HS / USMAPS**Hometown: Arlington, Texas***1****WIDE RECEIVER**

**vs. Delaware State (9/9):** Made his collegiate debut at WR, catching one pass for seven yards and running twice for minus two yards...**vs. Boston College (10/7):** Returned a kickoff 53 yards to open the second half on his first career kickoff attempt, marking the longest kickoff return in the Jeff Monken era (2014-pres.).

**Prior to West Point/Personal:** Accounted for 30 touchdowns (22 passing, 8 rushing) as a senior at Martin High School in Arlington, Texas...Spent the 2021 season at USMAPS...Majoring in Engineering Management.



## OFFENSIVE LINE

**JORDYN “BOOBIE” LAW***Class: Junior**Ht: 6'4 | Wt: 305**Highschool: Pike / USMAPS**Hometown: Nashville, Tenn.***77****OFFENSIVE LINE**

**Career Accolades:** Named a 2023 Phil Steele Preseason All-Independent second-teamer...Was a first-team Phil Steele Preseason All-Independent selection in 2022...Was a second-team Phil Steele Postseason All-Independent selection after the 2021 season.

**2023: at ULM (9/2):** Started at left tackle...**vs. Delaware State (9/9):** Played but did not start.

**2022:** Started seven out of eight games he played in...at Coastal Carolina (9/3): Did not start, but saw extended action on the line throughout the game...vs. UTSA (9/10): Did not play... vs. Colgate (10/15): Started at left tackle, paving the way for a rushing attack that totaled 467 rushing yards and six rushing TDs... vs. ULM (10/22): Started, blocked for an offense that totaled 482 yards of total offense (441 yards rushing)...vs. Air Force (11/5): Started at left tackle...at Troy (11/12): Started at left tackle and helped the offense log 357 yards of total offense...vs. UConn (11/19): Started at left tackle, helping the offense rush for 320 yards...at UMass (11/26): Started at left tackle and aided the offense in scoring 44 points.

**2021:** Started in all 12 games in which he played in...at Georgia State (9/4): Started on the offensive line in the season opener...vs. Western Kentucky (9/11): Started at tackle...vs. UConn (9/18): Started at tackle...vs. Miami (OH) (9/25): Started on the offensive line...at Ball State (10/2): Started on the offensive line...at Wisconsin (10/16): Started on the offensive line...vs. Wake Forest (10/23): Started on the offensive line...vs. Air Force (11/6): Started on the offensive line and recovered the game-winning fumble in the endzone in overtime...vs. Bucknell (11/13): Started at left tackle...vs. UMass (11/20): Started at left tackle...at Liberty (11/27): Started on the offensive line...at Navy (12/11): Started at left tackle.

**2020:** Appeared in seven games, including three starts, playing offensive guard and tackle...Part of the offensive line unit, which helped Army's ground game rank fourth in the nation in rushing yards per game (273.0).

**Prior to West Point/Personal:** Played at Pike High School for head coach Jimmy Graves...Four-year member of the varsity football team...Earned all-state, all-county and all-conference accolades...Tabbed his team's most valuable player... In 31 games played, he only allowed two sacks and had a season in which he had 50 pancake blocks...Also was a sectional champion in the discus...Has numerous members of his extended family have served in the military...Majoring in Sociology.

**Career Statistics**

| Season       | GP        | GS        |
|--------------|-----------|-----------|
| 2020         | 7         | 3         |
| 2021         | 12        | 12        |
| 2022         | 8         | 7         |
| 2023         | 4         | 1         |
| <b>Total</b> | <b>31</b> | <b>23</b> |

**JACKSON FILIPOWICZ***Class: Senior**Ht: 6'3 | Wt: 295**Highschool: Blessed Trinity Catholic**Hometown: Alpharetta, Ga.***68****OFFENSIVE LINE**

**Career Accolades:** Named a 2023 Phil Steele Preseason All-Independent second-teamer...2022 College Football Network All-Independent Second-Team.

**2023: at ULM (9/2):** Started at left guard...**vs. Delaware State (9/9):** Started at left guard and helped the offense eclipse 500 yards of total offense and score eight touchdowns...**at UTSA (9/15):** Started at left guard and aided the offensive attack to score 37 points, tally 442 yards of total offense and convert a perfect 6-6 on 4th down attempts...**at Syracuse (9/23):** Started at left guard...**vs. Boston College (10/7):** Started at left guard and aided the offense in scoring touchdowns in three consecutive drives to start the second half and take the lead...**vs. Troy (10/14):** Started at left guard, aiding Kanye Udoh rush for over 100 yards on the ground.

**2022:** Started in all 11 games that he played in...Named a College Football Network All-Independent second-teamer...at Coastal Carolina (9/3): Started at left guard and helped the offense rush for 202 total yards...vs. UTSA (9/12): Started at left guard and helped the offense total 485 total yards...vs. Villanova (9/17): Started at left guard and helped Army rush for 472 yards on the ground, the most since 2019...vs. Georgia State (10/1): Started at left guard...at Wake Forest (10/8): Started at left guard, helping the offense tally over 400 yards of total offense...vs. Colgate (10/15): Started at left guard, paving the way for a rushing attack that totaled 467 rushing yards and six rushing TDs...vs. ULM (10/22): Did not play...vs. Air Force (11/5): Started at left guard...at Troy (11/12): Started at left guard and helped the offense log 357 yards of total offense...vs. UConn (11/19): Started at left guard, helping the offense rush for 320 yards...at UMass (11/26): Started at left guard and aided the offense in scoring 44 points...vs. Navy (12/10): Started at left guard.

**2021:** Played in 10 games...vs. UConn (9/18): Saw action at center...vs. Bucknell (11/13): Saw action...vs. UMass (11/20): Saw action...at Navy (12/11): Saw action.

**2020:** Did not see game action.

**Prior to West Point/Personal:** Played at Blessed Trinity Catholic High School... Helped lead his team to three straight state championships from 2017-19... Collected all-state recognition his senior year...Earned all-region honors in his junior season...Also competed in wrestling and track and field...Participated in states for three consecutive years in wrestling...Finished sixth in 2017, third in 2018 and second in 2019...Placed fifth at the state meet in the shot put in 2019...Grandfather served in the Army...Majoring in Law and Legal Studies.

**Career Statistics**

| Season       | GP        | GS        |
|--------------|-----------|-----------|
| 2020         | 0         | 0         |
| 2021         | 11        | 0         |
| 2022         | 11        | 11        |
| 2023         | 6         | 6         |
| <b>Total</b> | <b>28</b> | <b>17</b> |



## OFFENSIVE LINE

**CONNOR FINUCANE***Class: Senior**Ht: 6'4 | Wt: 315**Highschool: Catholic**Hometown: Baton Rouge, La.***60****C****OFFENSIVE LINE**

**Career Accolades:** Named a 2023 Phil Steele Preseason All-Independent first-teamer and was also named to the 2023 Outland Trophy watch list...Was a 2022 second-team Phil Steele Postseason All-Independent...2021 Phil Steele Preseason All-Independent second-teamer.

**2023:** Named one of four team captains for the season...**at ULM (9/2):** Started at right guard...**vs. Delaware State (9/9):** Started at right tackle and helped the offense eclipse 500 yards of total offense and score eight touchdowns...**at UTSA (9/15):** Started at right tackle and aided the offensive attack to score 37 points, tally 442 yards of total offense and convert a perfect 6-6 on 4th down attempts...**at Syracuse (9/23):** Started at right tackle...**vs. Boston College (10/7):** Started at right tackle and aided the offense in scoring touchdowns in three consecutive drives to start the second half and take the lead...**vs. Troy (10/14):** Started at right tackle, aiding Kanye Udoh rush for over 100 yards on the ground.

**2022:** Started in all 12 games across Army's offensive line (eight at RG and four at RT). He garnered postseason recognition by being named Phil Steele Second Team Offense All-Independent...He has started all 25 games since 2021...at Coastal Carolina (9/3): Started at right guard and helped the offense rush for 202 total yards...**vs. UTSA (9/12):** Started at right guard and helped the offense total 485 total yards...**vs. Villanova (9/17):** Started at RT and helped Army rush for 472 yards on the ground, the most since 2019...**vs. Georgia State (10/1):** Started at right tackle for the second consecutive game...**at Wake Forest (10/8):** Started at right tackle, helping the offense tally over 400 yards of total offense...**vs. Colgate (10/15):** Started at right tackle, paving the way for a rushing attack that totaled 467 rushing yards and six rushing TDs...**vs. ULM (10/22):** Blocked for an offense that totaled 482 yards of total offense (441 yards rushing)...**vs. Air Force (11/5):** Started at right guard...**at Troy (11/12):** Started at right guard and helped the offense log 357 yards of total offense...**vs. UConn (11/19):** Started at right tackle, helping the offense rush for 320 yards...**at UMass (11/26):** Started at right guard and aided the offense in scoring 44 points.

**2021:** Started in all 13 games across the Army offensive line...**at Georgia State (9/4):** Started on the offensive line...**vs. Western Kentucky (9/11):** Started on the offensive line...**vs. UConn (9/18):** Started on the offensive line...**vs. Miami (OH) (9/25):** Started on the offensive line...**at Ball State (10/2):** Started on the offensive line...**at Wisconsin (10/16):** Started on the offensive line...**vs. Wake Forest (10/23):** Started on the offensive line, did not record any stats...**vs. Air Force (11/6):** Started on the offensive line...**vs. Bucknell (11/13):** Started at right guard...**vs. UMass (11/20):** Started at right guard...**at Liberty (11/27):** Started at guard...**at Navy (12/11):** Started at right guard...Armed Forces Bowl **vs. Missouri (12/22):** Started on the offensive line...

**2020:** Saw action in 10 games for the Black Knights, making one start on the offensive line...Made his collegiate debut **vs. Middle Tennessee State**...Made his first career start against Tulane (Oct. 24).

**Prior to West Point/Personal:** Played at Catholic High School for head coach Gabe Fertitta...Three-year member of the varsity football team...In his sophomore year, he helped lead his team to a state championship...The team finished as state runners-up in his junior and senior seasons...Earned all-state recognition...Also earned a state title in wrestling his senior year...Grandfather served in the Army...Majoring in Defense and Strategic Studies.

**Career Statistics**

| Season       | GP        | GS        |
|--------------|-----------|-----------|
| 2020         | 10        | 1         |
| 2021         | 13        | 13        |
| 2022         | 12        | 12        |
| 2023         | 6         | 6         |
| <b>Total</b> | <b>41</b> | <b>32</b> |

**SHAYNE BUCKINGHAM***Class: Senior**Ht: 6'4 | Wt: 305**Highschool: Dacula / USMAPS**Hometown: Dacula, Ga.***78****OFFENSIVE LINE**

**2023: at ULM (9/2):** Started at right tackle...**vs. Delaware State (9/9):** Started at left tackle and helped the offense eclipse 500 yards of total offense and score eight touchdowns.

**2022:** Started in seven of the 10 games he played in...at Coastal Carolina (9/3): Started at right tackle and helped the offense rush for 202 total yards...**vs. UTSA (9/10):** Started at right tackle and helped the offense total 485 total yards...**vs. ULM (10/22):** Started, blocked for an offense that totaled 482 yards of total offense (441 yards rushing)...**vs. Air Force (11/5):** Started at right tackle...**vs. UConn (11/19):** Started at right tackle, helping the offense rush for 320 yards...**at UMass (11/26):** Started at right tackle and aided the offense in scoring 44 points.

**2021:** Did not play

**2020:** Played in two games for the Cadets...Made his collegiate debut **vs. Middle Tennessee St.** (Sep. 5)...Saw time on the field **vs. Air Force** (Dec. 19)...Did not factor in statistically.

**Career Statistics**

| Season       | GP        | GS       |
|--------------|-----------|----------|
| 2020         | 2         | 0        |
| 2021         | 0         | 0        |
| 2022         | 10        | 7        |
| 2023         | 2         | 2        |
| <b>Total</b> | <b>14</b> | <b>9</b> |

**BRADY SMALL***Class: Freshman**Ht: 6'0 | Wt: 309**Highschool: St. Augustine Prep / USMAPS**Hometown: Mt. Ephraim, N.J.***51****OFFENSIVE LINE**

**2023: at ULM (9/2):** Started at center, marking the first freshman to start in his first game since WR Kevin Waites started in the season opener **vs. Fordham** in 2017...**vs. Delaware State (9/9):** Started at center and helped the offense eclipse 500 yards of total offense and score eight touchdowns...**at UTSA (9/15):** Started at center and aided the offensive attack to score 37 points, tally 442 yards of total offense and convert a perfect 6-6 on 4th down attempts...**at Syracuse (9/23):** Started at center...**vs. Boston College (10/7):** Started at center and aided the offense in scoring touchdowns in three consecutive drives to start the second half and take the lead...**vs. Troy (10/14):** Started at center aiding Kanye Udoh rush for over 100 yards on the ground.

**Prior to West Point/Personal:** Played at St. Augustine Preparatory School in Mt. Ephraim, NJ...Had 80 career tackles, 15 sacks, three fumble recoveries, three pass deflections, and two forced fumbles...Was recognized as first team all-state...first team all-conference...received the mini Maxwell award...ranked a top-100 player in the state of New Jersey...In the classroom, was apart of National Honor Society...Attended USMAPS during the 2022 season.

**Career Statistics**

| Season       | GP       | GS       |
|--------------|----------|----------|
| 2023         | 6        | 6        |
| <b>Total</b> | <b>6</b> | <b>6</b> |



**LUCAS SCOTT***Class: Junior**Ht: 6'3 | Wt: 305**Highschool: Chenango Forks**Hometown: Binghamton, N.Y.***67****OFFENSIVE LINE**

**2023: vs. Delaware State (9/9):** Started at right guard and helped the offense eclipse 500 yards of total offense and score eight touchdowns...**at UTSA (9/15):** Started at right guard and aided the offensive attack to score 37 points, tally 442 yards of total offense and convert a perfect 6-6 on 4th down attempts...**at Syracuse (9/23):** Made his second consecutive start, starting at right guard...**vs. Boston College (10/7):** Started at right guard and aided the offense in scoring touchdowns in three consecutive drives to start the second half and take the lead...**vs. Troy (10/14):** Started at right guard, aiding Kanye Udoh rush for over 100 yards on the ground.

**Prior to West Point/Personal:** At Chenango Forks in Binghamton, N.Y., set multiple school records, winning a state championship in 2019, and was named the state Class B Player of the Year, along with being a highly decorated wrestler as well as a solid lacrosse player...Majoring in Engineering Management.

| Season       | GP       | GS       |
|--------------|----------|----------|
| 2023         | 6        | 5        |
| <b>Total</b> | <b>6</b> | <b>5</b> |

**DAVID HOYT***Class: Junior**Ht: 6'4 | Wt: 315**Highschool: Tampa Catholic / USMAPS**Hometown: Tampa, Fla.***70****OFFENSIVE LINE**

**2023: at UTSA (9/15):** Started at left tackle, his first career start, and aided the offensive attack to score 37 points, tally 442 yards of total offense and convert a perfect 6-6 on 4th down attempts...**at Syracuse (9/23):** Made his second consecutive start, starting at left tackle...**vs. Boston College (10/7):** Started at left tackle and aided the offense in scoring touchdowns in three consecutive drives to start the second half and take the lead...**vs. Troy (10/14):** Started at left tackle, aiding Kanye Udoh rush for over 100 yards on the ground.

**2022:** Played in four games.

**Prior to West Point/Personal:** Played at Tampa Catholic, in Tampa Florida...Spent the 2020 season at USMAPS...Majoring in Mechanical Engineering.

| Season       | GP       | GS       |
|--------------|----------|----------|
| 2023         | 6        | 4        |
| <b>Total</b> | <b>6</b> | <b>4</b> |





## PROJECTED DEFENSIVE CONTRIBUTORS -- QUICK HITS

## DEFENSIVE LINE

**AUSTIN HILL***Class: Senior**Ht: 6'1 | Wt: 255**Highschool: Evangelical Christian**Hometown: Memphis, Tenn.***52****C****DEFENSIVE LINE**

**Career Accolades:** Named a 2023 Phil Steele Preseason All-Independent second-teamer...Named to the 2023 Wuerffel Trophy watch list.

**2023:** Voted on as one of four team captains...**at ULM (9/2):** Started on the defensive line, posting four tackles with a TFL...**vs. Delaware State (9/9):** Recorded two tackles...**at Syracuse (9/23):** Registered six tackles...**vs. Boston College (10/7):** Posted five tackles (four solo)...**vs. Troy (10/14):** Recorded one tackle.

**2022:** Started in five of the 12 games he played in. Registered 41 tackles, two tackles for loss and two forced fumbles (Tied for first on the team)...at Coastal Carolina (9/3): Made three tackles (two solo)...vs. UTSA (9/10): Recorded four tackles...vs. Villanova (9/17): Posted five tackles (three solo)...vs. Georgia State (10/1): Made his first career start...at Wake Forest (10/8): Logged half a sack...vs. Colgate (10/15): Tabbed two tackles...vs. ULM (10/22): Racked up three tackles (one solo)...vs. Air Force (11/5): Recorded seven tackles (six solo)...at Troy (11/12): Started and registered two tackles...vs. UConn (11/19): Started for a second straight week and had four tackles and a forced fumble...at UMass (11/26): Started and compiled four tackles.

**2021:** Played in six games, logging one tackle...at Georgia State (9/4): Started at linebacker...vs. Western Kentucky (9/11): Saw action...did not record any stats...vs. UConn (9/18): Saw action...vs. Air Force (11/6): Posted two solo tackles...vs. Bucknell (11/13): Saw action...at Navy (12/11): Saw action ... Did not factor in statistically...Armed Forces Bowl vs. Missouri (12/22): Saw action...did not record any stats...


**2020:** Did not see varsity action

**Prior to West Point/Personal:** Played at Evangelical Christian School for head coach Trey Adams...Three-year member of the varsity team...Team went from 4-6 his sophomore year to state champs his senior year...Named Tennessee Mr. Football in 2019...Was tabbed a first-team all-state linebacker three times...Tabbed his regions most valuable player his senior year, after being named the region defensive player of the year his junior season...NFF Scholarship winner...2019 FCA John "Bull" Bramlett Award winner...also was a two-time all-state and all-region selection in baseball...Brother was a member of the Memphis football team from 2016-19...Grandfather is a West Point Graduate and retired at the rank of colonel...His other grandfather was an officer in the Air Force...Majoring in Systems and Decision Sciences.

**KYLE LEWIS***Class: Junior**Ht: 6'3 | Wt: 280**Highschool: Horizon / USMAPS**Hometown: Scottsdale, Ariz.***95****DEFENSIVE LINE**

**2023:** **at ULM (9/2):** Made the start on the defensive line...**vs. Delaware State (9/9):** Posted four tackles featuring one sack for -14 yards and a forced fumble...**at UTSA (9/15):** Logged three tackles and a QB hurry...**at Syracuse (9/23):** Made four tackles...**vs. Boston College (10/7):** Had two tackles.

**Prior to West Point/Personal:** Played at Horizon High School in Arizona...Spent the 2020 season at USMAPS...Majoring in Defense and Strategic Studies.

**CHRIS FREY***Class: Senior**Ht: 6'5 | Wt: 265**Highschool: Temescal Canyon / USMAPS**Hometown: Canyon Lake, Calif.***99****DEFENSIVE LINE**

**2023:** **at ULM (9/2):** Started and made two tackles including a TFL for -9 yards...**vs. Delaware State (9/9):** Recorded two tackles...**at UTSA (9/15):** Made one tackle...**at Syracuse (9/23):** Logged five tackles...**vs. Boston College (10/7):** Had one tackle...**vs. Troy (10/14):** Registered one TFL for loss of a yard.

**2022:** Played in all 12 games with five starts on the Army defensive line...Logged 20 tackles, three tackles for loss and one sack...at Coastal Carolina (9/3): Recorded three tackles (one solo)...at Wake Forest (10/8): Had two tackles (one solo)...vs. Colgate (10/15): Made the start...at Troy (11/12): Started...at UMass (11/26): Started and logged his first career sack and also had three tackles...vs. Navy (12/10): Logged 10 tackles (career-high) and 1.5 tackles for loss.

**2021:** Played in all 13 games with 11 starts...Registered 25 tackles and one tackle for loss...vs. UConn (9/18): Started on the defensive line...vs. Miami (OH) (9/25): Started on the defensive line...at Ball State (10/2): Started on the defensive line and recorded four total tackles...at Wisconsin (10/16): Started on the defensive line and recorded three tackles (one solo)...vs. Wake Forest (10/23): Assisted on two tackles...vs. Bucknell (11/13): Combined with Nolan Cockrill for a one-yard TFL and assisted on two total tackles...vs. UMass (11/20): Contributed a pair of tackles and had 0.5 TFL...at Liberty (11/27): Started and assisted on one tackle...at Navy (12/11): Posted four tackles (one solo) and assisted on a one-yard TFL...Armed Forces Bowl vs. Missouri (12/22): Recorded two total tackles, starting on the defensive line.



## INSIDE LINEBACKERS

**LEO LOWIN***Class: Senior**Ht: 6'0 | Wt: 225**Highschool: Westlake**Hometown: Austin, Texas***31****C****LINEBACKER**

**Career Accolades:** Named a 2023 Phil Steele Preseason All-Independent firstteamer...Named to Bednarik Award Watch List in 2023...Named a 2023 Campbell Trophy nominee...Was a second-team Phil Steele Postseason All-Independent selection in 2022...Named second-team College Sports Communicators (CSC) 2022 Academic All-America...Named the 2022 Army-Navy Game Player of the Game, voted on by the Philadelphia Sports Writers Association.

**2023:** Named one of four team captains for the season...**at ULM (9/2):** Started at linebacker and logged three tackles...**vs. Delaware State (9/9):** Logged a game-high nine tackles to go along with a forced fumble...**at UTSA (9/15):** Recorded a team-high 7 tackles...**at Syracuse (9/23):** Posted a team high eight tackles...**vs. Boston College (10/7):** Logged a season best 11 tackles...**vs. Troy (10/14):** Registered 4 tackles including one TFI for a one yard loss and recovered a fumble.

**2022:** Started and played in 11 games...Finished with a team-high 100 tackles and recorded five tackles for loss, three sacks, two interceptions, and three passes defended...Marked the first Army player to surpass 100+ tackles on the season since Cole Christiansen (112) in 2019. He was also one of three FBS players to record 100+ tackles, 3+ sacks and 2+ INTs this year. Lowin also received several accolades both on the field and in the classroom including Phil Steele Second Team Defense All-Independent and a Second Team Academic All-American...**at Coastal Carolina (9/3):** Made 11 tackles (five solo) along with 1.5 TFLs...**vs. UTSA (9/10):** Posted nine tackles (five solo)...**vs. Villanova (9/17):** Tabbed seven tackles (four solo)...**vs. Georgia State (10/1):** Registered 12 tackles (10 solo) and had a sack and two TFLs...**at Wake Forest (10/8):** Started and led the defensive unit with 11 tackles (six solo)...**vs. Colgate (10/15):** Logged his first career interception to go along with a forced fumble and six tackles (three solo)...**vs. ULM (10/22):** Had a team-high 11 tackles (six solo), a sack, and an interception marking just the seventh occurrence since 2015 that an Army defender logged a sack and interception in the same game...**vs. Air Force (11/5):** Posted eight tackles (seven solo) and a sack...**vs. UConn (11/19):** Recorded seven stops and was credited with 0.5 tackles for loss...**at UMass (11/26):** Logged three tackles in the start...**vs. Navy (12/10):** Posted a career-high 16 tackles, and was named the Army-Navy Game player of the game, as voted on by the Philadelphia Sports Writers Association.

**2021:** Played in 13 games and recorded 37 tackles, 3.5 tackles for loss, one sack and one pass defended...**vs. UConn (9/18):** Tallied two tackles (one solo)...**at Ball State (10/2):** Did not record any stats...**at Wisconsin (10/16):** Appeared at linebacker but did not record any stats...**vs. Wake Forest (10/23):** Made his first career start and logged three total tackles (one solo)...**vs. Air Force (11/6):** Posted one solo tackle...**vs. Bucknell (11/13):** Made a solo tackle and assisted on another...**vs. UMass (11/20):** Started at linebacker and led the team with 10 tackles and recorded one TFL for two yards...**at Liberty (11/27):** Made six tackles (five solo) and also came up with a three-yard sack and a pass breakup...**at Navy (12/11):** Turned in a solo tackle...**Armed Forces Bowl vs. Missouri (12/22):** Posted eight total tackles and 1.5 TFL...

**2020:** Appeared in 11 of Army's 12 games, playing primarily on special teams...Finished the season with six tackles (two solo)...Had one stop against West Virginia in the AutoZone Liberty Bowl (Dec. 31)...Had three tackles (two solo) **vs. Mercer (Oct. 24)**...Had a pair of one-tackle games **vs. UTSA (Oct. 17)** and **Abilene Christian (Oct. 3)**...Made his collegiate debut in Army's season-opening shutout of MTSU (Sept. 5).

**Prior to West Point/Personal:** Attended Westlake High School, where he played for head coach Todd Dodge...Earned all-state recognition and was tabbed his team's defensive most valuable player his senior season...Helped lead his team to a 15-1 record and a state championship in 2019, serving as a captain...Totaled 106 tackles and three interceptions his senior year...Majoring in Engineering Management.

**KALIB FORTNER***Class: Sophomore**Ht: 6'0 | Wt: 220**Highschool: Central High / USMAPS**Hometown: Knoxville, Tenn.***53****LINEBACKER**

**2023:** **at ULM (9/2):** Posted three tackles... **vs. Delaware State (9/9):** Played, but did not register any stats... **at UTSA (9/15):** Registered 6 tackles including a TFL for -2 yards...**at Syracuse (9/23):** Recorded five tackles, featuring one sack for -5 yards...**vs. Boston College (10/7):** Started and posted eight tackles...**vs. Troy (10/14):** Tallied a team-high eight tackles, three of which were solo.

**Prior to West Point/Personal:** At Central High School was an all-state selection three times and was a Mr. Football semifinalist in 2020... MVP of the 2018 state championship game...All region 2-5a defensive player of the year...Spent the 2021 season at USMAPS...Twin brother, Liam is a WR at Army...Majoring in Civil Engineering.



## OUTSIDE LINEBACKERS

**JIMMY CIARLO***Class: Senior**Ht: 6'2 | Wt: 225**Highschool: St. Joseph Regional / USMAPS**Hometown: Ringwood, N.J.***7****C****LINEBACKER**

**2023:** Named one of four team captains for the season...**at ULM (9/2):** Started and recorded a team-high seven tackles while logging first career sack...**vs. Delaware State (9/9):** Made two tackles including one sack for -3 yards...**at UTSA (9/15):** Registered 5 tackles to go along with a forced fumble and a pass breakup...**at Syracuse (9/23):** Tallied six tackles, including one sack for -5 yards...**vs. Boston College (10/7):** Racked up five tackles and half a tackle for loss...**vs. Troy (10/14):** Made two tackles along with a QB hurry.

**2022:** Played and started at outside linebacker in all 12 games...Totaled 55 tackles (19 solo), 3.5 tackles for loss, two passes defended and a fumble recovery...**at Coastal Carolina (9/3):** Made four tackles (two solo)...**vs. UTSA (9/10):** Recorded four tackles to go along with a pass breakup...**vs. Villanova (9/17):** Tabbed a QB hurry and four tackles (two solo)...**vs. Georgia State (10/1):** Registered five tackles (two solo)...**at Wake Forest (10/8):** Started and recorded two tackles (one solo)...**vs. Colgate (10/15):** Totaled six tackles (three solo)...**vs. ULM (10/22):** Started and notched five tackles (four solo)...**vs. Air Force (11/5):** Recorded three tackles (two solo) and a tackle for loss...**at Troy (11/12):** Logged four tackles with a fumble recovery and tackle for loss...**vs. UConn (11/19):** Recorded three tackles (all solo) and a pass breakup...**at UMass (11/26):** Had three tackles, a TFL and forced a fumble that was recovered by Army...**vs. Navy (12/10):** Racked up nine tackles and half a tackle for loss.

**2021:** Played in 11 games, logging four tackles and a pass defended...**vs. Western Kentucky (9/11):** Saw action but did not record any stats...**vs. UConn (9/18):** Assisted on one tackle...**vs. Bucknell (11/13):** Assisted on a tackle...**vs. UMass (11/20):** Saw action but did not factor in statistically...**at Navy (12/11):** Saw action but did not factor in statistically...**Armed Forces Bowl vs. Missouri (12/22):** Saw action but did not record any stats.

**2020:** Played in four games...Made his collegiate debut against Middle Tennessee St. (Sep. 5) ... Made a tackle against the Blue Raiders...Saw action against Air Force (Dec. 19)...Made a tackle in the Liberty Bowl vs. WVU (Dec. 31).

**Prior to West Point/Personal:** Played at Saint Joseph Regional High School for head coach Augie Hoffmann...Had more than 50 pass breakups at cornerback...Also forced two fumbles and recorded seven interceptions...Attended USMAPS in 2019...His cousin currently serves in the Navy...Majoring in Systems and Decision Sciences.


**TREY SOFIA***Class: Junior**Ht: 6'6 | Wt: 240**Highschool: Lake Travis**Hometown: Austin, Texas***91****LINEBACKER**

**2023:** **at ULM (9/2):** Made the start, recording four tackles...**vs. Delaware State (9/9):** Recorded 3 tackles, including one sack for -5 yards and one TFL...**at UTSA (9/15):** Logged one tackle and one QB hurry...**vs. Troy (10/14):** Tallied two tackles, both of which were solo.

**2022:** Played in 11 games and recorded six tackles, 0.5 tackles for loss and 0.5 sacks...**at Wake Forest (10/8):** Had four tackles (one solo).

**2021:** Played in one game.

**Prior to West Point/Personal:** In his senior campaign at Lake Travis in Austin, Texas recorded over 50 total tackles, including a team-leading 11 for a loss with four and a half sacks and two forced fumbles...Majoring in Political Science: American Politics.

**JACKSON POWELL***Class: Senior**Ht: 6'0 | Wt: 237**Highschool: Buford**Hometown: Buford, Ga.***49****LINEBACKER**

**2023:** **at ULM (9/2):** Saw action and made a tackle... **vs. Delaware State (9/9):** Made the start and registered a sack for -6 yards... **at UTSA (9/15):** Registered two tackles including a sack for -7 yards...**at Syracuse (9/23):** Recorded five tackles...**vs. Boston College (10/7):** Logged two tackles...**vs. Troy (10/14):** Tallied two tackles, both of which were solo.

**2022:** Played in all 12 games...**at Coastal Carolina (9/3):** Recorded three tackles (one solo)...**vs. Villanova (9/17):** Made one tackle...**vs. Colgate (10/15):** Logged one tackle for loss.

**2020:** Played in three games for the Cadets...Made his collegiate debut vs. Tulane (Nov. 14) ... Logged playing time in the team's bowl game opposite West Virginia (Dec. 31).

**Prior to West Point/Personal:** Played at Buford HS for head coach Bryant Appling...As a senior in 2019 helped the team to a 12-1 record and the state championship...Earned All-State and All-County honors...was a varsity starter as a junior (2018) and senior (2019)...Also competed in basketball and track...Grandfather and uncles have served in the military...His brother, Dean was a West Point graduate ('22) and was also a member of the football team...Majoring in Economics.





## DEFENSIVE BACKS

**JABARI MOORE***Class: Senior**Ht: 5'11 | Wt: 191**Highschool: Hoover**Hometown: Hoover, Ala.***4****DEFENSIVE BACK**

**Career Accolades:** Named a 2023 Phil Steele Preseason All-Independent second-teamer...Was a 2022 Phil Steele Preseason All-Independent first-teamer...Following the 2021 season, was a Phil Steele Postseason All-Independent first-teamer.

**2023: at ULM (9/2):** Started and registered six tackles with a pass breakup...**vs. Delaware State (9/9):** Recorded a pair of tackles...**at UTSA (9/15):** Logged one TFL...**at Syracuse (9/23):** Recorded four tackles including one TFL for -1 yards and broke up a pass...**vs. Boston College (10/7):** Recorded one tackle and one pass breakup...**vs. Troy (10/14):** Tallied five tackles, all of which were solo, along with a pass breakup.

**2022:** Played and started in 10 games...Recorded 30 tackles (14 solo), one interception and five passes defended...**at Coastal Carolina (9/3):** Started at defensive back and made three tackles (one solo)...**vs. UTSA (9/10):** Started and recorded two pass breakups with five tackles (three solo)...**vs. Villanova (9/17):** Made the start and posted one interception to go along with a pass breakup and four tackles (three solo)...**vs. Georgia State (10/1):** Had one tackle...**at Wake Forest (10/8):** Did not play (injury)...**vs. Colgate (10/15):** Did not play (injury)...**vs. ULM (10/22):** Returned to action and logged two tackles (one solo)...**vs. Air Force (11/5):** Recorded three tackles...**vs. UConn (11/19):** Started and recorded two tackles and a pass breakup...**at UMass (11/26):** Started and had a tackle...**vs. Navy (12/10):** Recorded one tackle.

**2021:** Played in all 13 games, recording 50 tackles (34 solo), two interceptions and nine passes defended...**at Georgia State (9/4):** Started the season opener and tallied two total tackles (one solo) and had one interception in the closing moments of the first half...**vs. Western Kentucky (9/11):** Recorded three solo tackles and broke up two passes...**vs. UConn (9/18):** Started in the secondary and tallied one solo tackle...**vs. Miami (OH) (9/25):** Recorded three total tackles...**at Ball State (10/2):** Recorded one solo tackle...**at Wisconsin (10/16):** Recorded two total tackles...**vs. Wake Forest (10/23):** Posted three solo tackles (four total)...**vs. Air Force (11/6):** Started in the secondary and posted four solo tackles. Broke up the final play of the game to secure the win in overtime...**vs. Bucknell (11/13):** Made two solo tackles and assisted on one for a total of three, while also breaking up a pair of passes...**vs. UMass (11/20):** Notched a pair of tackles, while starting at cornerback...**at Liberty (11/27):** Recorded an interception, which he returned for 19 yards. Also turned in a team-high nine tackles (eight solo) and added one pass breakup...**at Navy (12/11):** Posted five tackles (two solo)...**Armed Forces Bowl vs. Missouri (12/22):** Started in the secondary and posted 10 tackles (six solo).

**CAMERON JONES***Class: Senior**Ht: 5'9 | Wt: 185**Highschool: Harvard-Westlake / USMAPS**Hometown: Carson, Calif.***10****DEFENSIVE BACK**

**2023: at ULM (9/2):** Started at defensive back and logged six tackles with a pass breakup and TFL while blocking a field goal on special teams...**vs. Delaware State (9/9):** Made five tackles featuring a TFL for -4 yards and a QB hurry...**at UTSA (9/15):** Recorded 4 tackles...**at Syracuse (9/23):** Registered four tackles, a pass breakup and an interception with a return of 37 yards...**vs. Boston College (10/7):** Totaled six tackles, including two tackles for loss...**vs. Troy (10/14):** Posted three tackles, one of which was solo.

**2022:** Played in 10 games and started in seven...Logged a career-high 29 tackles (17 solo), an interception, three passes defended and two fumble recoveries...**at Coastal Carolina (9/3):** Started at defensive back and made five tackles (four solo)...**vs. UTSA (9/10):** Missed the game due to injury...**vs. Villanova (9/17):** Started and recorded a pass breakup and three tackles (2 solo)...**vs. Georgia State (10/1):** Posted five tackles (four solo)...**at Wake Forest (10/8):** Started and had one tackle...**vs. Colgate (10/15):** Made the start and tabbed three tackles (two solo) with a fumble recovery for three yards...**vs. ULM (10/22):** Did not play...**at Troy (11/12):** Recorded his first interception of the season to go along with three tackles...His interception halted a Troy drive as they threatened to score from Army's seven-yard-line...**vs. UConn (11/19):** Logged three tackles...**at UMass (11/26):** Racked up four tackles (three solo).

**2021:** Played in 11 games and totaled 26 tackles (19 solo), two interceptions, three passes defended, one forced fumble and one fumble recovery...**at Georgia State (9/4):** Tallied two tackles (one solo) and 0.5 TFL in the season opener...**vs. Western Kentucky (9/11):** Saw action and assisted on one tackle...**vs. UConn (9/18):** Tallied three solo tackles and forced one fumble...**vs. Miami (OH) (9/25):** Grabbed his third-career interception and recorded five tackles (two solo)...**at Ball State (10/2):** Recorded two total tackles...**at Wisconsin (10/16):** Saw action, did not record any stats...**vs. Wake Forest (10/23):** Assisted on one tackle...**vs. Air Force (11/6):** Hauled in his second interception of the season with a 45-yard return. Also tallied three solo tackles...**vs. Bucknell (11/13):** Turned in one fumble recovery and a solo tackle...**vs. UMass (11/20):** Made one solo tackle while starting at cornerback...**at Navy (12/11):** Made three solo tackles and also started at cornerback...**Armed Forces Bowl vs. Missouri (12/22):** Posted three total tackles and 1.0 TFL.

**2020:** Played in nine games, recording 20 tackles (16 solo) on the season...Had four tackles (2 solo) and an interception and pass breakup in his first career start **vs. Mercer (Oct. 24)** ... Totaled three tackles (2 solo) including his first career TFL and also registered his first career PBU at UTSA (Oct. 17)...Tallied two solo tackles against Abilene Christian (Oct. 3) ... Notched three solo tackles against Louisiana-Monroe (Sept. 12) ... Had three solo stops and his first career forced fumble **vs. Middle Tennessee State (Sept. 5)**.

**2019:** Did not see varsity action.

**Prior to West Point/Personal:** Attended both the Harvard-Westlake School and the United States Military Academy Preparatory School... Majoring in Engineering Psychology and minoring in Geography.




## DEFENSIVE BACKS

**QUINDRELIN HAMMONDS***Class: Senior**Ht: 6'0 | Wt: 195**Highschool: Alcovy / USMAPS**Hometown: Covington, Ga.***26****DEFENSIVE BACK**

**2023:** at ULM (9/2): Made the start and posted four tackles...vs. Delaware State (9/9): Made two tackles... at UTSA (9/15): Logged three tackles along with a fumble recovery...at Syracuse (9/23): Recorded five tackles...vs. Boston College (10/7): Had a team-high and career-high 11 tackles and logged his first career interception. It was the 22nd time an Army player logged 10+ tackles and an INT in a game since 2005, with nine of those times occurring under Coach Monken...vs. Troy (10/14): Tallied four tackles on the day along with a pass breakup.

**2022:** Played and started in 11 games...Posted a career-best season logging 52 tackles (29 solo), two tackles for loss, three passes defended and a forced fumble...at Coastal Carolina (9/3): Started at safety and recorded four tackles (two solo)...vs. UTSA (9/10): Made the start and had six tackles (four solo)...vs. Villanova (9/17): Started and tabbed one solo tackle...vs. Georgia State (10/1): Posted two tackles (both solo)...at Wake Forest (10/8): Started and tallied four tackles (two solo)...vs. Colgate (10/15): Made the start and collected three tackles (two solo) with a pass breakup...vs. ULM (10/22): Logged six tackles (four solo) and had a PD...vs. Air Force (11/5): Posted a season-best 10 tackles (seven solo)...at Troy (11/12): Recorded seven tackles (four solo) with a forced fumble...vs. UConn (11/19): Did not play...at UMass (11/26): Started but did not factor into the stats.

**BO NICOLAS-PAUL***Class: Senior**Ht: 5'11 | Wt: 180**Highschool: Hillside / USMAPS**Hometown: Irvington, N.J.***2****DEFENSIVE BACK**

**2023:** at ULM (9/2): Posted his second career interception, returning it 44 yards for Army's first touchdown of the season. Also had a tackle...vs. Delaware State (9/9): Logged three tackles...at UTSA (9/15): Recorded 2 tackles... at Syracuse (9/23): Posted three tackles...vs. Boston College (10/7): Started and totaled two tackles.

**2022:** Played in 11 games with three starts...Totalled 16 tackles, 0.5 tackles for loss and two passes defended...vs. UTSA (9/10): Made three tackles (two solo)...vs. Villanova (9/17): Recorded one tackle... at Wake Forest (10/8): Had a tackle...vs. Colgate (10/15): Logged three solo tackles...vs. ULM (10/22): Recorded one tackle...at Troy (11/12): Started and logged four tackles.

**2021:** Played in nine games, tallying six tackles and an interception...vs. Wake Forest (10/23): Recorded one solo tackle (two total)...at Liberty (11/27): Reeled in an interception, which he returned for two yards... Also made three tackles...at Navy (12/11): Assisted on one tackle...Armed Forces Bowl vs. Missouri (12/22): Saw action.

**2020:** Appeared in four contests ... Made his collegiate debut against Tulane (Nov. 14).

**Prior to West Point/Personal:** Played at Hillside High School for head coach Barris Grant ... Three-year member of the football team...Helped lead his team to state championships in 2017 and 2018...Twice earned all-state recognition and was a three-time all-county selection...Amassed 287 tackles, forced 13 fumbles and had nine interceptions...Also lettered in basketball and track...Was a four-year starter in hoops, earning all-conference nods twice... Brother currently serves in the national guard...Majoring in Geospatial Information Science.

**MAX DIDOMENICO***Class: Junior**Ht: 6'0 | Wt: 215**Highschool: Samuel Clemens**Hometown: Schertz, Texas***6****DEFENSIVE BACK**

**2023:** at ULM (9/2): Started at safety and recorded first career interception with an 11-yard return, also logged four tackles with a TFL...vs. Delaware State (9/9): Recorded two tackles...at UTSA (9/15): Made three tackles... at Syracuse (9/23): Did not play (injury)...vs. Boston College (10/7): Returned to the starting lineup after missing the Syracuse game and totaled nine tackles and 0.5 TFLs...vs. Troy (10/14): Registered a forced fumble for the Black Knights along with five tackles, three of which were solo.

**2022:** Played in all 12 games, recording 40 tackles (19 solo) with a pass defended and a forced fumble...at Coastal Carolina (9/3): Saw game action...vs. UTSA (9/10): Made one tackle...vs. Villanova (9/17): Recorded two tackles... at Wake Forest (10/8): Logged a tackle...vs. Colgate (10/15): Made two tackles (one solo) to go along with a pass breakup...at Troy (11/12): Posted a season-best seven tackles (3 solo) with a tackle for loss...vs. UConn (11/19): Started for the second straight game and logged a career-high 12 tackles...at UMass (11/26): Led the team with six tackles.

**2021:** Played in eight games and had four tackles and a pass breakup.

**Prior to West Point/Personal:** Was the star quarterback at Samuel Clemens in Schertz, Texas...Voted District 26-5A Offensive MVP as a junior, combining for 2,809 yards of total offense, passing for 14 touchdowns and running for 19 touchdowns in leading his team to win its first league title since 2006 with a 10-2 record...Majoring in Law and Legal Studies at West Point.

**DONAVON PLATT***Class: Sophomore**Ht: 6'0 | Wt: 205**Highschool: Lucy Ragsdale / USMAPS**Hometown: Jamestown, N.C.***28****DEFENSIVE BACK**

**2023:** vs. Boston College (10/7): Made his season debut posting one tackle... vs. Troy (10/14): Made three tackles, featuring one TFL for a loss of a yard.

**2022:** Appeared in 11 games with three starts as a freshman, logging 19 tackles (11 solo), and had one pass defended...vs. UTSA (9/10): Made the start at defensive back in his second career game. Made seven tackles (5 solo)...vs. Georgia State (10/1): Posted two tackles (both solo)...at Wake Forest (10/8): Made his second start and had four tackles (one solo)...vs. Colgate (10/15): Made the start and recorded two tackles and a pass breakup...vs. ULM (10/22): Had a tackle...at UMass (11/26): Made one tackle.

**Prior to West Point/Personal:** Was a two-time Metro 4A All-Conference player at Lucy Ragsdale High School...Defensive MVP for the Metro 4A Conference...Offensively hauled in 71 catches for 934 yards, and 15 touchdowns...Had six interceptions on defense...Spent the 2021 season at USMAPS.



## QUINN MARETZKI



Class: Senior

Ht: 5'10 | Wt: 195

Highschool: Punahou

Hometown: Honolulu, Hawaii

15

KICKER

**2023: at ULM (9/2):** Converted on two of three field goals, connecting from 22 and 28 yards while knocking in a lone extra point attempt to score seven points...**vs. Delaware State (9/9):** Went 5-for-5 in extra point attempts...**at UTSA (9/15):** Went 3-for-3 on field goal attempts (career-high), including drilling a career long from 45 yards and was 4-for-4 on extra point attempts...**at Syracuse (9/23):** Made a 38-yard field goal...**vs. Boston College (10/7):** Connected on a 22-yard field goal in the second quarter and was 3-for-3 on PATs.

**2022:** Played in all 12 games, serving as Army's primary kicker for FGs and XP attempts...Finished the season 8-for-10 on FGs and 41-43 on XP attempts...His 65 total points scored were second on the team behind Tyhier Tyler (72) ... **vs. Villanova (9/17):** Converted 6-for-6 on PATs...**vs. ULM (10/22):** Was 2-for-2 on FGs, from 38 and 37 yards out. Also converted 5-for-5 on PATs...**vs. Navy (12/10):** Was 2-for-2 on FGs and 2-for-2 on PATs... Drilled a 37-yard field goal to tie the game at 10-10 With 1:53 left in the game. Made the game-winning field goal in overtime from 39 yards out, to send Army out with a 20-17 victory in the first-ever overtime game between Army and Navy.

**2021:** Made one FG and seven XPs on the season...**vs. UConn (9/18):** Connected on 3-of-3 PATs and nailed a 28-yard field goal...**vs. Bucknell (11/13):** Went 4-for-4 on PATs. Also notched three kickoffs for 183 yards.

**2020:** Appeared in eight games as a placekicker...Was 4-for-6 on field goal attempts and 15-for-15 on PAT attempts...Had four kicks for 232 yards...Was pure on a 24-yard field goal attempt and was 1-for-1 on point after attempts **vs. Air Force (Dec. 19)**...Had successful kicks of 37 and 40 yards **vs. Navy (Dec. 12)** and was 1-for-1 on PAT attempts...Was 4-for-4 on PATs **vs. Georgia Southern (Nov. 21)**...2-for-2 on extra points **vs. Mercer (Oct. 24)**...Hit his first career field goal against Abilene Christian (Oct. 3)...Was 2-for-2 on PATs...1-for-1 on PATs **vs. Louisiana-Monroe (Sept. 12)** and MTSU (Sept. 5).

**Prior to West Point/Personal:** Played at the Punahou School for head coach Kale Ane...Named an all-state second-team kicker...Earned first-team all-conference honors as well...His senior year he was 11-13 on field goal attempts...Also was a member of the varsity soccer team....Majoring in Systems and Decision Sciences.

## Field Goal Statistics

| Season       | GP        | Made      | Att       | Long      | Pct         | XP           |
|--------------|-----------|-----------|-----------|-----------|-------------|--------------|
| 2020         | 8         | 4         | 6         | 40        | 66.67       | 15-15        |
| 2021         | 4         | 1         | 1         | 28        | 100.00      | 7-7          |
| 2022         | 12        | 8         | 10        | 39        | 80.00       | 41-44        |
| 2023         | 6         | 7         | 8         | 45        | 87.5        | 15-15        |
| <b>Total</b> | <b>29</b> | <b>20</b> | <b>25</b> | <b>45</b> | <b>80.0</b> | <b>78-81</b> |

## COLE TALLEY



Class: Senior

Ht: 6'0 | Wt: 200

Highschool: Rockwall / USMAPS

Hometown: Rockwall, Texas

94

KICKER

**Career Accolades:** Named a 2022 first-team (kickoff) College Football Network All-Independent Team.

**2023: at ULM (9/2):** Registered a pair of touchbacks on four kickoffs...**vs. Delaware State (9/9):** Recorded six touchbacks out of seven kickoffs for an average of 64.7 yards...**at UTSA (9/15):** Logged eight touchbacks on eight kickoffs...**at Syracuse (9/23):** Talled three touchbacks on three kickoffs for an average of 65 yards and was successful on lone extra point attempt...**vs. Boston College (10/7):** Banged three touchbacks, kicking off five times for 323 yards...**vs. Troy (10/14):** Kicked off once for 65 yards, registering a touchback.

**2022:** Played in all 12 games, serving as the primary kicker on all kickoffs...Logged 31 touchbacks which were the most by an Army kicker since 2012.

**2021:** Totaled 68 points, serving as the primary kicker...**at Georgia State (9/4):** Connected on 3-of-5 PAT attempts, connected on a 22-yard field goal, totaling six points...**vs. Western Kentucky (9/11):** Connected on six PATs totaling six points...**vs. UConn (9/18):** Connected on 3-of-3 PATs...**at Wisconsin (10/16):** Connected on one PAT attempt and missed a 34-yard field goal...**vs. Wake Forest (10/23):** Connected on career-high eight PAT attempts...**vs. Air Force (11/6):** Connected on 3-of-3 PAT attempts and missed a 29-yard field goal attempt...**vs. Bucknell (11/13):** Contributed four PATs...**vs. UMass (11/20):** Kicked a 33-yard field goal and was 2-of-2 on PATs. Also totaled 256 yards on five kickoffs...**at Liberty (11/27):** Kicked a 27-yard field goal and finished the day 4-4 on PATs...**at Navy (12/11):** Connected on a pair of field goals (31 and 32 yds.)...Converted his one PAT attempt of the game ... Finished with four kickoffs for 222 yards... Armed Forces Bowl **vs. Missouri (12/22):** Kicked the game-winning field goal...the 41-yarder matched a career-high.

**2020:** Did not see varsity action.

**2019:** Appeared in seven games ...Went 1-for-3 on field goal attempts and 19-for-20 on PAT tries...Went 7-for-7 **vs. UMass (Nov. 9)** on PAT attempts...Booted a 41-yard field goal against San Jose St. (Oct. 26)...Averaged 57.0 yards on kickoff attempts.

**Prior to West Point/Personal:** Attended Rockwall High School...Two-time first-team all-district selection at kicker...Also earned all-district honors at receiver...Served as his class president, in addition to being a member of the student council...Attended USMAPS in 2018...Majoring in Law and Legal Studies.

## Field Goal Statistics

| Season       | GP        | Made     | Att       | Long               | Pct          | XP           |
|--------------|-----------|----------|-----------|--------------------|--------------|--------------|
| 2019         | 7         | 1        | 3         | 41                 | 33.33        | 19-20        |
| 2020         |           |          |           | Did not see action |              |              |
| 2021         | 13        | 8        | 11        | 41                 | 72.73        | 44-45        |
| 2022         | 12        | 0        | 0         |                    |              |              |
| 2023         | 6         | 0        | 1         |                    |              |              |
| <b>Total</b> | <b>38</b> | <b>9</b> | <b>15</b> | <b>41</b>          | <b>60.00</b> | <b>63-65</b> |







2023-24 Army West Point Football  
Overall Team Statistics  
All games

Page 1/2  
as of Oct 17, 2023

Team Statistics

|                                  | ARM            | OPP            |
|----------------------------------|----------------|----------------|
| <b>Scoring</b>                   | <b>147</b>     | <b>121</b>     |
| Points per game                  | 24.5           | 20.2           |
| Points Off Turnovers             | 27             | 13             |
| <b>First Downs</b>               | <b>104</b>     | <b>99</b>      |
| Rushing                          | 66             | 51             |
| Passing                          | 32             | 43             |
| Penalty                          | 6              | 5              |
| <b>Rushing Yardage</b>           | <b>1168</b>    | <b>1053</b>    |
| Yards gained rushing             | 1285           | 1174           |
| Yards lost rushing               | 117            | 121            |
| Rushing attempts                 | 288            | 225            |
| Average per rush                 | 4.1            | 4.7            |
| Average per game                 | 194.7          | 175.5          |
| TDs Rushing                      | 11             | 8              |
| <b>Passing Yardage</b>           | <b>861</b>     | <b>1048</b>    |
| Comp-Att-Int                     | 53-97-5        | 87-148-4       |
| Average per pass                 | 8.9            | 7.1            |
| Average per catch                | 16.2           | 12.0           |
| Average per game                 | 143.5          | 174.7          |
| TDs Passing                      | 6              | 6              |
| <b>Total offense</b>             | <b>2029</b>    | <b>2101</b>    |
| Total plays                      | 385            | 373            |
| Average per play                 | 5.3            | 5.6            |
| Average per game                 | 338.2          | 350.2          |
| <b>Kick returns: #-Yards</b>     | <b>7-152</b>   | <b>6-91</b>    |
| <b>Punt returns: #-Yards</b>     | <b>4-57</b>    | <b>6-47</b>    |
| <b>Int returns: #-Yards</b>      | <b>4-117</b>   | <b>5-37</b>    |
| <b>Kick return average</b>       | <b>21.7</b>    | <b>15.2</b>    |
| <b>Punt return average</b>       | <b>14.3</b>    | <b>7.8</b>     |
| <b>Int return average</b>        | <b>29.3</b>    | <b>7.4</b>     |
| <b>Fumbles-Lost</b>              | <b>15-8</b>    | <b>7-4</b>     |
| <b>Penalties-Yards</b>           | <b>20-161</b>  | <b>34-285</b>  |
| Average per game                 | 26.8           | 47.5           |
| <b>Punts-Yards</b>               | <b>22-830</b>  | <b>24-969</b>  |
| Average per punt                 | 37.7           | 40.4           |
| Net punt average                 | 34.7           | 37.2           |
| <b>Kickoffs-Yards</b>            | <b>31-1938</b> | <b>27-1676</b> |
| Average per kick                 | 62.5           | 62.1           |
| Net kick average                 | 39.9           | 38.3           |
| <b>Time of possession / game</b> | <b>32:31</b>   | <b>27:20</b>   |
| <b>3rd-down conversion</b>       | <b>27/82</b>   | <b>29/82</b>   |
| 3rd-down pct                     | 33%            | 35%            |
| <b>4rd-down conversion</b>       | <b>14/19</b>   | <b>6/13</b>    |



2023-24 Army West Point Football  
Overall Team Statistics  
All games

Page 2/2  
as of Oct 17, 2023

|                                    | ARM                 | OPP                |
|------------------------------------|---------------------|--------------------|
| 4rd-down pct                       | 74%                 | 46%                |
| <b>Sacks by-Yards</b>              | <b>10-67</b>        | <b>11-67</b>       |
| <b>Misc Yards</b>                  | <b>0</b>            | <b>0</b>           |
| <b>Touchdowns scored</b>           | <b>18</b>           | <b>14</b>          |
| <b>Field goals - attempts</b>      | <b>7-9</b>          | <b>8-12</b>        |
| <b>On-Side kicks</b>               | <b>0-1</b>          | <b>0-0</b>         |
| <b>Red-zone scores</b>             | <b>(17-21) 81%</b>  | <b>(14-18) 78%</b> |
| <b>Red-zone touchdowns</b>         | <b>(12-21) 57%</b>  | <b>(8-18) 44%</b>  |
| <b>PAT-attempts</b>                | <b>(16-16) 100%</b> | <b>(11-13) 85%</b> |
| <b>2-point conversion-attempts</b> | <b>(1-2) 50%</b>    | <b>(1-1) 100%</b>  |
| <b>Attendance</b>                  | <b>86999</b>        | <b>83647</b>       |
| Games / Avg per game               | 3/29000             | 3/27882            |
| Neutral site games                 | -                   | 0/0                |

Score by Periods

| Team            | 1st | 2nd | 3rd | 4th | OT | TOT |
|-----------------|-----|-----|-----|-----|----|-----|
| Army West Point | 36  | 43  | 31  | 37  | 0  | 147 |
| Opponents       | 9   | 40  | 30  | 42  | 0  | 121 |



**2023-24 Army West Point Football**  
**Overall Defense Statistics**  
**All games**

Page 1/1  
as of Oct 17, 2023

**Team Defense**

|    |                     |    | Tackles |     |     |         | Sacks  | Pass defense |      |     | Fumbles | blkd |      |     |
|----|---------------------|----|---------|-----|-----|---------|--------|--------------|------|-----|---------|------|------|-----|
| ## | Player              | gp | ua      | a   | tot | tfl/yds | no-yds | int-yds      | brup | qbh | fr-yds  | ff   | kick | saf |
| 31 | Leo Lowin           | 6  | 17      | 26  | 43  | 0.5-1   | .      | .            | .    | .   | 1-0     | 1    | .    | .   |
| 53 | Kalib Fortner       | 6  | 17      | 15  | 32  | 2-7     | 1-5    | .            | .    | .   | .       | .    | .    | .   |
| 26 | Quindrelin Hammonds | 6  | 14      | 15  | 29  | .       | .      | 1-21         | 2    | .   | 1-0     | .    | .    | .   |
| 10 | Cameron Jones       | 6  | 19      | 9   | 28  | 3.5-8   | .      | 1-37         | 2    | 1   | .       | .    | 1    | .   |
| 7  | Jimmy Ciarlo        | 6  | 14      | 13  | 27  | 3.5-13  | 3-12   | .            | 1    | 2   | .       | 1    | .    | .   |
| 6  | Max DiDomenico      | 5  | 10      | 13  | 23  | 1-5     | .      | 1-15         | .    | .   | .       | 1    | .    | .   |
| 4  | Jabari Moore        | 6  | 16      | 3   | 19  | 2-2     | .      | .            | 4    | .   | .       | .    | .    | .   |
| 52 | Austin Hill         | 6  | 9       | 9   | 18  | 1-2     | .      | .            | .    | 1   | .       | .    | .    | .   |
| 20 | Casey Larkin        | 6  | 8       | 5   | 13  | 0.5-1   | .      | .            | 1    | .   | .       | .    | .    | .   |
| 49 | Jackson Powell      | 6  | 11      | 2   | 13  | 2-13    | 2-13   | .            | .    | .   | .       | .    | .    | .   |
| 99 | Chris Frey          | 6  | 6       | 6   | 12  | 1.5-9   | .      | .            | .    | .   | .       | .    | .    | .   |
| 45 | Spencer Jones       | 3  | 3       | 8   | 11  | 2-5     | .      | .            | .    | 1   | .       | .    | .    | .   |
| 95 | Kyle Lewis          | 6  | 5       | 6   | 11  | 1-14    | 1-14   | .            | .    | 1   | 1-0     | 1    | .    | .   |
| 91 | Trey Sofia          | 6  | 6       | 4   | 10  | 1-5     | 1-5    | .            | .    | 1   | .       | .    | 1    | .   |
| 92 | Jack Latore         | 6  | 3       | 7   | 10  | 2-10    | 1-10   | .            | .    | .   | 1-0     | .    | .    | .   |
| 2  | Bo Nicolas-Paul     | 5  | 8       | 2   | 10  | .       | .      | 1-44         | .    | .   | .       | .    | .    | .   |
| 44 | Nathaniel Smith     | 6  | 3       | 6   | 9   | .       | .      | .            | .    | 1   | .       | .    | .    | .   |
| 34 | Tano Letuli         | 6  | 6       | 3   | 9   | .       | .      | .            | .    | .   | .       | .    | .    | .   |
| 36 | Brett Gerena        | 6  | 5       | 3   | 8   | 0.5-2   | .      | .            | .    | .   | .       | .    | .    | .   |
| 96 | Darius Richardson   | 6  | 2       | 5   | 7   | .       | .      | .            | .    | .   | .       | .    | .    | .   |
| 18 | Elo MODOZIE         | 6  | 2       | 4   | 6   | 1-8     | 1-8    | .            | .    | .   | .       | .    | .    | .   |
| 54 | Camden O'Gara       | 5  | 3       | 2   | 5   | .       | .      | .            | .    | .   | .       | .    | .    | .   |
| 40 | Eric Ford           | 6  | 1       | 4   | 5   | 0.5-1   | .      | .            | .    | .   | .       | .    | .    | .   |
| 28 | Donavon Platt       | 2  | 1       | 4   | 5   | 1-1     | .      | .            | .    | .   | .       | .    | .    | .   |
| 9  | Aaron Bibbins       | 6  | 2       | 2   | 4   | .       | .      | .            | .    | .   | .       | .    | .    | .   |
| 97 | Dre Miller          | 4  | 1       | 2   | 3   | .       | .      | .            | .    | .   | .       | .    | .    | .   |
| 11 | Tommy Zitiello      | 4  | 1       | 2   | 3   | .       | .      | .            | .    | .   | .       | .    | .    | .   |
| 8  | Hayden Reed         | 6  | 2       | .   | 2   | .       | .      | .            | .    | .   | .       | .    | .    | .   |
| 90 | Isaiah Filisi       | 5  | .       | 2   | 2   | 0.5-1   | .      | .            | .    | .   | .       | .    | .    | .   |
| 23 | Chance Keith        | 6  | 2       | .   | 2   | .       | .      | .            | .    | .   | .       | .    | .    | .   |
| 87 | Casey Reynolds      | 6  | 2       | .   | 2   | .       | .      | .            | .    | .   | .       | .    | .    | .   |
| 3  | Ay'Jaun Marshall    | 5  | 1       | .   | 1   | .       | .      | .            | .    | .   | .       | .    | .    | .   |
| 14 | Gavin Shields       | 6  | 1       | .   | 1   | .       | .      | .            | .    | .   | .       | .    | .    | .   |
| 29 | Adam Cash           | 6  | .       | 1   | 1   | .       | .      | .            | .    | .   | .       | .    | .    | .   |
| 98 | Deshontez Gray      | 5  | 1       | .   | 1   | .       | .      | .            | .    | .   | .       | .    | .    | .   |
| 3  | Stephen Nnadozie    | 2  | 1       | .   | 1   | 1-2     | .      | .            | .    | .   | .       | .    | .    | .   |
| 16 | Damon Washington    | 6  | .       | 1   | 1   | .       | .      | .            | .    | .   | .       | .    | .    | .   |
|    | Totals              | 6  | 203     | 184 | 387 | 28-110  | 10-67  | 4-117        | 10   | 8   | 4-0     | 4    | 2    | 0   |
|    | Opponents           | 6  | 223     | 200 | 423 | 28-108  | 11-67  | 5-37         | 6    | 10  | 8-17    | 13   | 0    | 0   |





2023-24 Army West Point Football  
Team Game Highs  
All games

Page 1/1  
as of Oct 17, 2023

Army West Point - Game Highs

|                  |      |                             |
|------------------|------|-----------------------------|
| RUSHES           | 65   | at UTSA (09/15/2023)        |
| YARDS RUSHING    | 281  | Delaware St. (09/09/2023)   |
| YARDS PER RUSH   | 6.5  | Delaware St. (09/09/2023)   |
| TD RUSHES        | 5    | Delaware St. (09/09/2023)   |
| PASS ATTEMPTS    | 21   | at Syracuse (09/23/2023)    |
| PASS COMPLETIONS | 11   | Delaware St. (09/09/2023)   |
| YARDS PASSING    | 238  | Delaware St. (09/09/2023)   |
| YARDS PER PASS   | 15.9 | Delaware St. (09/09/2023)   |
| TD PASSES        | 3    | Delaware St. (09/09/2023)   |
| TOTAL PLAYS      | 83   | at UTSA (09/15/2023)        |
| TOTAL OFFENSE    | 519  | Delaware St. (09/09/2023)   |
| YARDS PER PLAY   | 8.9  | Delaware St. (09/09/2023)   |
| POINTS           | 57   | Delaware St. (09/09/2023)   |
| SACKS BY         | 5    | Delaware St. (09/09/2023)   |
| FIRST DOWNS      | 23   | at UTSA (09/15/2023)        |
|                  | 23   | Delaware St. (09/09/2023)   |
| PENALTIES        | 6    | Boston College (10/07/2023) |
| PENALTY YARDS    | 50   | Delaware St. (09/09/2023)   |
| TURNOVERS        | 5    | at ULM (09/02/2023)         |
| PUNTS            | 5    | Troy (10/14/2023)           |
|                  | 5    | Boston College (10/07/2023) |
|                  | 5    | at Syracuse (09/23/2023)    |
| PUNTING AVG      | 48.5 | at UTSA (09/15/2023)        |
| LONG PUNT        | 55   | Boston College (10/07/2023) |
| PUNTS INSIDE 20  | 2    | Boston College (10/07/2023) |
| LONG PUNT RETURN | 25   | Delaware St. (09/09/2023)   |



2023-24 Army West Point Football  
Individual Game Highs  
All games

Page 1/1  
as of Oct 17, 2023

Army West Point - Individual Game Highs

|                     |  |  |
|---------------------|--|--|
| RUSHES              | 24   | Bryson Daily at UTSA (09/15/2023)  |
| YARDS RUSHING       | 124  | Kanye Udoh vs Troy (10/14/2023)  |
| TD RUSHES           | 2  | Bryson Daily vs Delaware St. (09/09/2023)  |
| LONG RUSH           | 36   | Ay'Jaun Marshall at ULM (09/02/2023)   |
| PASS ATTEMPTS       | 21   | Bryson Daily at Syracuse (09/23/2023)  |
| PASS COMPLETIONS    | 10   | Bryson Daily vs Boston College (10/07/2023)  |
| YARDS PASSING       | 193  | Bryson Daily vs Delaware St. (09/09/2023)  |
| TD PASSES           | 3  | Bryson Daily vs Delaware St. (09/09/2023)  |
| LONG PASS           | 80   | Bryson Daily at Syracuse (09/23/2023)  |
| RECEPTIONS          | 6  | Noah Short at Syracuse (09/23/2023)  |
| YARDS RECEIVING     | 135  | Isaiah Alston vs Delaware St. (09/09/2023)   |
| TD RECEPTIONS       | 2  | Isaiah Alston vs Delaware St. (09/09/2023)   |
| LONG RECEPTION      | 80   | Noah Short at Syracuse (09/23/2023)  |
| PUNTS               | 5<br>5<br>5  | Cooper Allan vs Troy (10/14/2023)<br>Cooper Allan vs Boston College (10/07/2023)<br>Cooper Allan at Syracuse (09/23/2023)  |
| PUNTING AVG         | 48.5   | Cooper Allan at UTSA (09/15/2023)  |
| LONG PUNT           | 55   | Cooper Allan vs Boston College (10/07/2023)  |
| PUNTS INSIDE 20     | 2  | Cooper Allan vs Boston College (10/07/2023)  |
| LONG PUNT RETURN    | 25   | Cameron Jones vs Delaware St. (09/09/2023)   |
| LONG KICKOFF RETURN | 53   | Zach Mundell vs Boston College (10/07/2023)  |
| TACKLES             | 11<br>11   | Leo Lowin vs Boston College (10/07/2023)<br>Quindrelin Hammonds vs Boston College (10/07/2023)   |
| SACKS               | 1<br>1<br>1<br>1<br>1<br>1<br>1<br>1<br>1<br>1<br>1<br>1 | Jack Latore vs Boston College (10/07/2023)<br>Jimmy Ciarlo at Syracuse (09/23/2023)<br>Kalib Fortner at Syracuse (09/23/2023)<br>Jackson Powell at UTSA (09/15/2023)<br>Jimmy Ciarlo vs Delaware St. (09/09/2023)<br>Kyle Lewis vs Delaware St. (09/09/2023)<br>Trey Sofia vs Delaware St. (09/09/2023)<br>Elo Modozie vs Delaware St. (09/09/2023)<br>Jackson Powell vs Delaware St. (09/09/2023)<br>Jimmy Ciarlo at ULM (09/02/2023) |
| TACKLES FOR LOSS    | 1.5<br>1.5   | Cameron Jones vs Boston College (10/07/2023)<br>Jimmy Ciarlo at ULM (09/02/2023)   |



# 2023-24 Army West Point Football Combined Team Statistics All games

Page 1/3  
as of Oct 17, 2023

## Team Results

| Date       | Opponent       |   | Score | Att.  |
|------------|----------------|---|-------|-------|
| 09/02/2023 | at ULM         | L | 13-17 | 18915 |
| 09/09/2023 | Delaware St.   | W | 57-0  | 25153 |
| 09/15/2023 | at UTSA        | W | 37-29 | 27138 |
| 09/23/2023 | at Syracuse    | L | 16-29 | 37594 |
| 10/07/2023 | Boston College | L | 24-27 | 34017 |
| 10/14/2023 | Troy           | L | 0-19  | 27829 |

## Rushing

| Player           | gp       | att        | gain        | loss       | net         | avg        | td        | lg        | avg/g        |
|------------------|----------|------------|-------------|------------|-------------|------------|-----------|-----------|--------------|
| Bryson Daily     | 6        | 100        | 460         | 48         | 412         | 4.1        | 3         | 23        | 68.7         |
| Hayden Reed      | 6        | 47         | 195         | 4          | 191         | 4.1        | 2         | 27        | 31.8         |
| Kanye Udoh       | 5        | 32         | 181         | 1          | 180         | 5.6        | 1         | 23        | 36.0         |
| Ay'Jaun Marshall | 5        | 6          | 95          | 6          | 89          | 14.8       | 0         | 36        | 17.8         |
| Jakobi Buchanan  | 6        | 28         | 81          | 0          | 81          | 2.9        | 3         | 10        | 13.5         |
| Larry Robinson   | 1        | 4          | 63          | 0          | 63          | 15.8       | 1         | 23        | 63.0         |
| Tyrell Robinson  | 2        | 13         | 59          | 0          | 59          | 4.5        | 1         | 10        | 29.5         |
| Markel Johnson   | 5        | 20         | 60          | 4          | 56          | 2.8        | 0         | 11        | 11.2         |
| Miles Stewart    | 4        | 10         | 44          | 2          | 42          | 4.2        | 0         | 10        | 10.5         |
| Noah Short       | 6        | 3          | 10          | 2          | 8           | 2.7        | 0         | 6         | 1.3          |
| Tyson Riley      | 6        | 3          | 7           | 0          | 7           | 2.3        | 0         | 4         | 1.2          |
| Dewayne Coleman  | 2        | 2          | 3           | 2          | 1           | 0.5        | 0         | 3         | 0.5          |
| Zach Mundell     | 5        | 4          | 3           | 8          | -5          | -1.3       | 0         | 2         | -1.0         |
| Champ Harris     | 2        | 11         | 18          | 29         | -11         | -1.0       | 0         | 7         | -5.5         |
| Team             | 6        | 3          | 0           | 5          | -5          | -1.7       | 0         | 0         | -0.8         |
| <b>Total</b>     | <b>6</b> | <b>288</b> | <b>1285</b> | <b>117</b> | <b>1168</b> | <b>4.1</b> | <b>11</b> | <b>36</b> | <b>194.7</b> |
| <b>Opponents</b> | <b>6</b> | <b>225</b> | <b>1174</b> | <b>121</b> | <b>1053</b> | <b>4.7</b> | <b>8</b>  | <b>62</b> | <b>175.5</b> |

## Passing

| Player           | gp       | effic        | comp-att-int    | pct         | yds         | td       | lg        | avg/g        |
|------------------|----------|--------------|-----------------|-------------|-------------|----------|-----------|--------------|
| Bryson Daily     | 6        | 147.5        | 42-77-4         | 54.5        | 712         | 6        | 80        | 118.7        |
| Champ Harris     | 2        | 94.5         | 9-17-1          | 52.9        | 108         | 0        | 25        | 54.0         |
| Tyson Riley      | 6        | 0.0          | 0-1-0           | 0.0         | 0           | 0        | 0         | 0.0          |
| Markel Johnson   | 5        | 562.0        | 1-1-0           | 100.0       | 55          | 0        | 55        | 11.0         |
| Dewayne Coleman  | 2        | -17.6        | 1-1-0           | 100.0       | -14         | 0        | 0         | -7.0         |
| <b>Total</b>     | <b>6</b> | <b>139.3</b> | <b>53-97-5</b>  | <b>54.6</b> | <b>861</b>  | <b>6</b> | <b>80</b> | <b>143.5</b> |
| <b>Opponents</b> | <b>6</b> | <b>126.2</b> | <b>87-148-4</b> | <b>58.8</b> | <b>1048</b> | <b>6</b> | <b>72</b> | <b>174.7</b> |

## Receiving

| Player              | gp       | no.       | yds         | avg         | td       | lg        | avg/g        |
|---------------------|----------|-----------|-------------|-------------|----------|-----------|--------------|
| Noah Short          | 6        | 15        | 223         | 14.9        | 2        | 80        | 37.2         |
| Isaiah Alston       | 4        | 9         | 266         | 29.6        | 2        | 70        | 66.5         |
| Casey Reynolds      | 6        | 5         | 68          | 13.6        | 0        | 27        | 11.3         |
| Tyson Riley         | 6        | 4         | 34          | 8.5         | 2        | 22        | 5.7          |
| Ay'Jaun Marshall    | 5        | 3         | 45          | 15.0        | 0        | 20        | 9.0          |
| Tyrell Robinson     | 2        | 3         | 38          | 12.7        | 0        | 21        | 19.0         |
| Hayden Reed         | 6        | 3         | 20          | 6.7         | 0        | 10        | 3.3          |
| Tobi Olawole        | 4        | 3         | 24          | 8.0         | 0        | 11        | 6.0          |
| Markel Johnson      | 5        | 2         | 41          | 20.5        | 0        | 26        | 8.2          |
| Zach Mundell        | 5        | 2         | 13          | 6.5         | 0        | 7         | 2.6          |
| Tyler Brennan       | 1        | 1         | 25          | 25.0        | 0        | 25        | 25.0         |
| Joshua Lingenfelter | 5        | 1         | 21          | 21.0        | 0        | 21        | 4.2          |
| Liam Fortner        | 6        | 1         | 53          | 53.0        | 0        | 53        | 8.8          |
| Kanye Udoh          | 5        | 1         | 0           | 0.0         | 0        | 0         | 0.0          |
| <b>Total</b>        | <b>6</b> | <b>53</b> | <b>861</b>  | <b>16.2</b> | <b>6</b> | <b>80</b> | <b>143.5</b> |
| <b>Opponents</b>    | <b>6</b> | <b>87</b> | <b>1048</b> | <b>12.0</b> | <b>6</b> | <b>72</b> | <b>174.7</b> |

## Game Records

| Record         | Overall | Home | Away | Neutral |
|----------------|---------|------|------|---------|
| ALL GAMES      | 2-4     | 1-2  | 1-2  | 0-0     |
| CONFERENCE     | 0-0     | 0-0  | 0-0  | 0-0     |
| NON-CONFERENCE | 2-4     | 1-2  | 1-2  | 0-0     |

## Team Statistics

|                                    | ARM                 | OPP                |
|------------------------------------|---------------------|--------------------|
| <b>First Downs</b>                 | <b>104</b>          | <b>99</b>          |
| Rushing                            | 66                  | 51                 |
| Passing                            | 32                  | 43                 |
| Penalty                            | 6                   | 5                  |
| <b>Rushing Yardage</b>             | <b>1168</b>         | <b>1053</b>        |
| Rushing attempts                   | 288                 | 225                |
| Average per rush                   | 4.1                 | 4.7                |
| Average per game                   | 194.7               | 175.5              |
| TDs Rushing                        | 11                  | 8                  |
| <b>Passing Yardage</b>             | <b>861</b>          | <b>1048</b>        |
| Comp-Att-Int                       | 53-97-5             | 87-148-4           |
| Average per pass                   | 8.9                 | 7.1                |
| Average per catch                  | 16.2                | 12.0               |
| Average per game                   | 143.5               | 174.7              |
| TDs Passing                        | 6                   | 6                  |
| <b>Total offense</b>               | <b>2029</b>         | <b>2101</b>        |
| Average per play                   | 5.3                 | 5.6                |
| Average per game                   | 338.2               | 350.2              |
| <b>Kick returns: #-Yards</b>       | <b>7-152</b>        | <b>6-91</b>        |
| <b>Punt returns: #-Yards</b>       | <b>4-57</b>         | <b>6-47</b>        |
| <b>Int returns: #-Yards</b>        | <b>4-117</b>        | <b>5-37</b>        |
| <b>Fumbles-Lost</b>                | <b>15-8</b>         | <b>7-4</b>         |
| <b>Penalties-Yards</b>             | <b>20-161</b>       | <b>34-285</b>      |
| <b>Punts-Avg</b>                   | <b>22-37.7</b>      | <b>24-40.4</b>     |
| <b>Time of possession / game</b>   | <b>32:31</b>        | <b>27:20</b>       |
| <b>3rd-down conversion</b>         | <b>27/82</b>        | <b>29/82</b>       |
| <b>4rd-down conversion</b>         | <b>14/19</b>        | <b>6/13</b>        |
| <b>PAT-attempts</b>                | <b>(16-16) 100%</b> | <b>(11-13) 85%</b> |
| <b>2-point conversion-attempts</b> | <b>(1-2) 50%</b>    | <b>(1-1) 100%</b>  |

## Interceptions

| Player              | no.      | yds        | avg         | td       | lg        |
|---------------------|----------|------------|-------------|----------|-----------|
| Quindrelin Hammonds | 1        | 21         | 21.0        | 0        | 21        |
| Cameron Jones       | 1        | 37         | 37.0        | 0        | 37        |
| Bo Nicolas-Paul     | 1        | 44         | 44.0        | 1        | 44        |
| Max DiDomenico      | 1        | 15         | 15.0        | 0        | 15        |
| <b>Total</b>        | <b>4</b> | <b>117</b> | <b>29.3</b> | <b>1</b> | <b>44</b> |
| <b>Opponents</b>    | <b>5</b> | <b>37</b>  | <b>7.4</b>  | <b>0</b> | <b>17</b> |





# 2023-24 Army West Point Football Combined Team Statistics All games

Page 2/3  
as of Oct 17, 2023

## Field Goals

| Player           | fg          | pct.        | 01-19      | 20-29      | 30-39      | 40-49      | 50-99      | lg        | blk      |
|------------------|-------------|-------------|------------|------------|------------|------------|------------|-----------|----------|
| Quinn Maretzki   | 7-8         | 87.5        | 0-0        | 4-4        | 2-3        | 1-1        | 0-0        | 45        | 0        |
| Cole Talley      | 0-1         | 0.0         | 0-0        | 0-0        | 0-0        | 0-0        | 0-1        | 0         | 0        |
| <b>Opponents</b> | <b>8-12</b> | <b>66.7</b> | <b>0-0</b> | <b>2-3</b> | <b>4-5</b> | <b>2-3</b> | <b>0-1</b> | <b>46</b> | <b>2</b> |

## Scoring

|                 |    |      | PAT   |      |     |      |     |     |     |
|-----------------|----|------|-------|------|-----|------|-----|-----|-----|
| Player          | td | fg   | kick  | rush | rcv | pass | dxp | saf | pts |
| Quinn Maretzki  | -  | 7-8  | 13-13 | -    | -   | -    | -   | -   | 34  |
| Jakobi Buchanan | 3  | -    | -     | -    | -   | -    | -   | -   | 18  |
| Bryson Daily    | 3  | -    | -     | -    | -   | -    | -   | -   | 18  |
| Hayden Reed     | 2  | -    | -     | 1    | -   | -    | -   | -   | 14  |
| Tyson Riley     | 2  | -    | -     | -    | -   | -    | -   | -   | 12  |
| Isaiah Alston   | 2  | -    | -     | -    | -   | -    | -   | -   | 12  |
| Noah Short      | 2  | -    | -     | -    | -   | -    | -   | -   | 12  |
| Bo Nicolas-Paul | 1  | -    | -     | -    | -   | -    | -   | -   | 6   |
| Tyrell Robinson | 1  | -    | -     | -    | -   | -    | -   | -   | 6   |
| Larry Robinson  | 1  | -    | -     | -    | -   | -    | -   | -   | 6   |
| Kanye Udoh      | 1  | -    | -     | -    | -   | -    | -   | -   | 6   |
| Carlos Alvarado | -  | -    | 2-2   | -    | -   | -    | -   | -   | 2   |
| Cole Talley     | -  | 0-1  | 1-1   | -    | -   | -    | -   | -   | 1   |
| Total           | 18 | 7-9  | 16-16 | 1    | 0   | 0    | 0   | 0   | 147 |
| Opponents       | 14 | 8-12 | 11-13 | 0    | 1   | 1    | 0   | 0   | 121 |

## Score by Periods

| Team            | 1st | 2nd | 3rd | 4th | OT | TOT |
|-----------------|-----|-----|-----|-----|----|-----|
| Army West Point | 36  | 43  | 31  | 37  | 0  | 147 |
| Opponents       | 9   | 40  | 30  | 42  | 0  | 121 |

## Punting

| Player           | no.       | yds        | avg         | lg        | tb       | fc       | i20      | 50+      | blk      |
|------------------|-----------|------------|-------------|-----------|----------|----------|----------|----------|----------|
| Cooper Allan     | 22        | 830        | 37.7        | 55        | 1        | 6        | 5        | 3        | 0        |
| <b>Total</b>     | <b>22</b> | <b>830</b> | <b>37.7</b> | <b>55</b> | <b>1</b> | <b>6</b> | <b>5</b> | <b>3</b> | <b>0</b> |
| <b>Opponents</b> | <b>24</b> | <b>969</b> | <b>40.4</b> | <b>77</b> | <b>1</b> | <b>4</b> | <b>7</b> | <b>5</b> | <b>0</b> |

## Punt Returns

| Player           | no.      | yds       | avg         | td       | lg        |
|------------------|----------|-----------|-------------|----------|-----------|
| Cameron Jones    | 3        | 33        | 11.0        | 0        | 25        |
| Hayden Reed      | 1        | 24        | 24.0        | 0        | 24        |
| <b>Total</b>     | <b>4</b> | <b>57</b> | <b>14.3</b> | <b>0</b> | <b>25</b> |
| <b>Opponents</b> | <b>6</b> | <b>47</b> | <b>7.8</b>  | <b>0</b> | <b>16</b> |

## Kick Returns

| Player           | no.      | yds        | avg         | td       | lg        |
|------------------|----------|------------|-------------|----------|-----------|
| Zach Mundell     | 3        | 64         | 21.3        | 0        | 53        |
| Bo Nicolas-Paul  | 2        | 27         | 13.5        | 0        | 15        |
| Ay'Jaun Marshall | 2        | 61         | 30.5        | 0        | 48        |
| <b>Total</b>     | <b>7</b> | <b>152</b> | <b>21.7</b> | <b>0</b> | <b>53</b> |
| <b>Opponents</b> | <b>6</b> | <b>91</b>  | <b>15.2</b> | <b>0</b> | <b>22</b> |

## All Purpose

| Player              | g        | rush        | rcv         | pr        | kr         | ir         | total       | avg/g        |
|---------------------|----------|-------------|-------------|-----------|------------|------------|-------------|--------------|
| Bryson Daily        | 6        | 412         | 0           | 0         | 0          | 0          | 412         | 68.7         |
| Isaiah Alston       | 4        | 0           | 266         | 0         | 0          | 0          | 266         | 66.5         |
| Hayden Reed         | 6        | 191         | 20          | 24        | 0          | 0          | 235         | 39.2         |
| Noah Short          | 6        | 8           | 223         | 0         | 0          | 0          | 231         | 38.5         |
| Ay'Jaun Marshall    | 5        | 89          | 45          | 0         | 61         | 0          | 195         | 39.0         |
| Kanye Udoh          | 5        | 180         | 0           | 0         | 0          | 0          | 180         | 36.0         |
| Tyrell Robinson     | 2        | 59          | 38          | 0         | 0          | 0          | 97          | 48.5         |
| Markel Johnson      | 5        | 56          | 41          | 0         | 0          | 0          | 97          | 19.4         |
| Jakobi Buchanan     | 6        | 81          | 0           | 0         | 0          | 0          | 81          | 13.5         |
| Zach Mundell        | 5        | -5          | 13          | 0         | 64         | 0          | 72          | 14.4         |
| Bo Nicolas-Paul     | 5        | 0           | 0           | 0         | 27         | 44         | 71          | 14.2         |
| Cameron Jones       | 6        | 0           | 0           | 33        | 0          | 37         | 70          | 11.7         |
| Casey Reynolds      | 6        | 0           | 68          | 0         | 0          | 0          | 68          | 11.3         |
| Larry Robinson      | 1        | 63          | 0           | 0         | 0          | 0          | 63          | 63.0         |
| Liam Fortner        | 6        | 0           | 53          | 0         | 0          | 0          | 53          | 8.8          |
| Miles Stewart       | 4        | 42          | 0           | 0         | 0          | 0          | 42          | 10.5         |
| Tyson Riley         | 6        | 7           | 34          | 0         | 0          | 0          | 41          | 6.8          |
| Tyler Brennan       | 1        | 0           | 25          | 0         | 0          | 0          | 25          | 25.0         |
| Tobi Olawole        | 4        | 0           | 24          | 0         | 0          | 0          | 24          | 6.0          |
| Quindrelin Hammonds | 6        | 0           | 0           | 0         | 0          | 21         | 21          | 3.5          |
| Joshua Lingenfelter | 5        | 0           | 21          | 0         | 0          | 0          | 21          | 4.2          |
| Max DiDomenico      | 5        | 0           | 0           | 0         | 0          | 15         | 15          | 3.0          |
| Dewayne Coleman     | 2        | 1           | -10         | 0         | 0          | 0          | -9          | -4.5         |
| Champ Harris        | 2        | -11         | 0           | 0         | 0          | 0          | -11         | -5.5         |
| <b>Total</b>        | <b>6</b> | <b>1168</b> | <b>861</b>  | <b>57</b> | <b>152</b> | <b>117</b> | <b>2355</b> | <b>392.5</b> |
| <b>Opponents</b>    | <b>6</b> | <b>1053</b> | <b>1048</b> | <b>47</b> | <b>91</b>  | <b>37</b>  | <b>2276</b> | <b>379.3</b> |

## Total Offense

| Player           | g        | plays      | rush        | pass        | total       | avg/g        |
|------------------|----------|------------|-------------|-------------|-------------|--------------|
| Bryson Daily     | 6        | 177        | 412         | 712         | 1124        | 187.3        |
| Hayden Reed      | 6        | 47         | 191         | 0           | 191         | 31.8         |
| Kanye Udoh       | 5        | 32         | 180         | 0           | 180         | 36.0         |
| Markel Johnson   | 5        | 21         | 56          | 55          | 111         | 22.2         |
| Champ Harris     | 2        | 28         | -11         | 108         | 97          | 48.5         |
| Ay'Jaun Marshall | 5        | 6          | 89          | 0           | 89          | 17.8         |
| Jakobi Buchanan  | 6        | 28         | 81          | 0           | 81          | 13.5         |
| Larry Robinson   | 1        | 4          | 63          | 0           | 63          | 63.0         |
| Tyrell Robinson  | 2        | 13         | 59          | 0           | 59          | 29.5         |
| Miles Stewart    | 4        | 10         | 42          | 0           | 42          | 10.5         |
| Noah Short       | 6        | 3          | 8           | 0           | 8           | 1.3          |
| Tyson Riley      | 6        | 4          | 7           | 0           | 7           | 1.2          |
| Zach Mundell     | 5        | 4          | -5          | 0           | -5          | -1.0         |
| Dewayne Coleman  | 2        | 3          | 1           | -14         | -13         | -6.5         |
| <b>Total</b>     | <b>6</b> | <b>385</b> | <b>1168</b> | <b>861</b>  | <b>2029</b> | <b>338.2</b> |
| <b>Opponents</b> | <b>6</b> | <b>373</b> | <b>1053</b> | <b>1048</b> | <b>2101</b> | <b>350.2</b> |



**2023-24 Army West Point Football**  
**Combined Team Statistics**  
**All games**

Page 3/3  
as of Oct 17, 2023

**Team Defense**

|               |                     |          | Tackles    |            |            |               | Sacks        | Pass defense |           |          |            | Fumbles  | blkd     |          |
|---------------|---------------------|----------|------------|------------|------------|---------------|--------------|--------------|-----------|----------|------------|----------|----------|----------|
| ##            | Player              | gp       | ua         | a          | tot        | tfl/yds       | no-yds       | int-yds      | brup      | qbh      | fr-yds     | ff       | kick     | saf      |
| 31            | Leo Lowin           | 6        | 17         | 26         | 43         | 0.5-1         | .            | .            | .         | .        | 1-0        | 1        | .        | .        |
| 53            | Kalib Fortner       | 6        | 17         | 15         | 32         | 2-7           | 1-5          | .            | .         | .        | .          | .        | .        | .        |
| 26            | Quindrelin Hammonds | 6        | 14         | 15         | 29         | .             | .            | 1-21         | 2         | .        | 1-0        | .        | .        | .        |
| 10            | Cameron Jones       | 6        | 19         | 9          | 28         | 3.5-8         | .            | 1-37         | 2         | 1        | .          | .        | 1        | .        |
| 7             | Jimmy Ciarlo        | 6        | 14         | 13         | 27         | 3.5-13        | 3-12         | .            | 1         | 2        | .          | 1        | .        | .        |
| 6             | Max DiDomenico      | 5        | 10         | 13         | 23         | 1-5           | .            | 1-15         | .         | .        | .          | 1        | .        | .        |
| 4             | Jabari Moore        | 6        | 16         | 3          | 19         | 2-2           | .            | .            | 4         | .        | .          | .        | .        | .        |
| 52            | Austin Hill         | 6        | 9          | 9          | 18         | 1-2           | .            | .            | .         | 1        | .          | .        | .        | .        |
| 49            | Jackson Powell      | 6        | 11         | 2          | 13         | 2-13          | 2-13         | .            | .         | .        | .          | .        | .        | .        |
| 20            | Casey Larkin        | 6        | 8          | 5          | 13         | 0.5-1         | .            | .            | 1         | .        | .          | .        | .        | .        |
| 99            | Chris Frey          | 6        | 6          | 6          | 12         | 1.5-9         | .            | .            | .         | .        | .          | .        | .        | .        |
| 45            | Spencer Jones       | 3        | 3          | 8          | 11         | 2-5           | .            | .            | .         | 1        | .          | .        | .        | .        |
| 95            | Kyle Lewis          | 6        | 5          | 6          | 11         | 1-14          | 1-14         | .            | .         | 1        | 1-0        | 1        | .        | .        |
| 2             | Bo Nicolas-Paul     | 5        | 8          | 2          | 10         | .             | .            | 1-44         | .         | .        | .          | .        | .        | .        |
| 91            | Trey Sofia          | 6        | 6          | 4          | 10         | 1-5           | 1-5          | .            | .         | 1        | .          | .        | 1        | .        |
| 92            | Jack Latore         | 6        | 3          | 7          | 10         | 2-10          | 1-10         | .            | .         | .        | 1-0        | .        | .        | .        |
| 44            | Nathaniel Smith     | 6        | 3          | 6          | 9          | .             | .            | .            | .         | 1        | .          | .        | .        | .        |
| 34            | Tano Letuli         | 6        | 6          | 3          | 9          | .             | .            | .            | .         | .        | .          | .        | .        | .        |
| 36            | Brett Gerena        | 6        | 5          | 3          | 8          | 0.5-2         | .            | .            | .         | .        | .          | .        | .        | .        |
| 96            | Darius Richardson   | 6        | 2          | 5          | 7          | .             | .            | .            | .         | .        | .          | .        | .        | .        |
| 18            | Elo Modozie         | 6        | 2          | 4          | 6          | 1-8           | 1-8          | .            | .         | .        | .          | .        | .        | .        |
| 54            | Camden O'Gara       | 5        | 3          | 2          | 5          | .             | .            | .            | .         | .        | .          | .        | .        | .        |
| 28            | Donavon Platt       | 2        | 1          | 4          | 5          | 1-1           | .            | .            | .         | .        | .          | .        | .        | .        |
| 40            | Eric Ford           | 6        | 1          | 4          | 5          | 0.5-1         | .            | .            | .         | .        | .          | .        | .        | .        |
| 9             | Aaron Bibbins       | 6        | 2          | 2          | 4          | .             | .            | .            | .         | .        | .          | .        | .        | .        |
| 97            | Dre Miller          | 4        | 1          | 2          | 3          | .             | .            | .            | .         | .        | .          | .        | .        | .        |
| 11            | Tommy Zitiello      | 4        | 1          | 2          | 3          | .             | .            | .            | .         | .        | .          | .        | .        | .        |
| 90            | Isaiah Filisi       | 5        | .          | 2          | 2          | 0.5-1         | .            | .            | .         | .        | .          | .        | .        | .        |
| 23            | Chance Keith        | 6        | 2          | .          | 2          | .             | .            | .            | .         | .        | .          | .        | .        | .        |
| 87            | Casey Reynolds      | 6        | 2          | .          | 2          | .             | .            | .            | .         | .        | .          | .        | .        | .        |
| 8             | Hayden Reed         | 6        | 2          | .          | 2          | .             | .            | .            | .         | .        | .          | .        | .        | .        |
| 3             | Ay'Jaun Marshall    | 5        | 1          | .          | 1          | .             | .            | .            | .         | .        | .          | .        | .        | .        |
| 29            | Adam Cash           | 6        | .          | 1          | 1          | .             | .            | .            | .         | .        | .          | .        | .        | .        |
| 16            | Damon Washington    | 6        | .          | 1          | 1          | .             | .            | .            | .         | .        | .          | .        | .        | .        |
| 14            | Gavin Shields       | 6        | 1          | .          | 1          | .             | .            | .            | .         | .        | .          | .        | .        | .        |
| 98            | Deshontez Gray      | 5        | 1          | .          | 1          | .             | .            | .            | .         | .        | .          | .        | .        | .        |
| 3             | Stephen Nnadozie    | 2        | 1          | .          | 1          | 1-2           | .            | .            | .         | .        | .          | .        | .        | .        |
| <b>Totals</b> |                     | <b>6</b> | <b>203</b> | <b>184</b> | <b>387</b> | <b>28-110</b> | <b>10-67</b> | <b>4-117</b> | <b>10</b> | <b>8</b> | <b>4-0</b> | <b>4</b> | <b>2</b> | <b>0</b> |
| Opponents     |                     | 6        | 223        | 200        | 423        | 28-108        | 11-67        | 5-37         | 6         | 10       | 8-17       | 13       | 0        | 0        |



**2023-24 Army West Point Football**  
**Games Played**  
**All games**

Page 1/3  
as of Oct 17, 2023

| ## | Player                | GP-GS | ULM   | DSU   | UTSA  | SU    | BC    | TROY  |
|----|-----------------------|-------|-------|-------|-------|-------|-------|-------|
| 1  | Daelan Smith          | 0/0   | ...   | ...   | ...   | ...   | ...   | ...   |
| 1  | Zach Mundell          | 5/0   | ...   | XXX   | XXX   | XXX   | XXX   | XXX   |
| 2  | Bo Nicolas-Paul       | 5/1   | XXX   | XXX   | XXX   | XXX   | START | ...   |
| 2  | Anderson Britton      | 0/0   | ...   | ...   | ...   | ...   | ...   | ...   |
| 2  | Larry Robinson        | 1/0   | ...   | XXX   | ...   | ...   | ...   | ...   |
| 3  | Ay'Jaun Marshall      | 5/2   | START | START | XXX   | XXX   | ...   | XXX   |
| 3  | Cale Hellums          | 0/0   | ...   | ...   | ...   | ...   | ...   | ...   |
| 3  | Stephen Nnadozie      | 2/0   | ...   | XXX   | ...   | ...   | ...   | XXX   |
| 4  | Jabari Moore          | 6/5   | START | START | START | START | XXX   | START |
| 4  | Carlos Alvarado       | 1/0   | ...   | XXX   | ...   | ...   | ...   | ...   |
| 5  | Jarel Dickson         | 3/0   | ...   | ...   | ...   | XXX   | XXX   | XXX   |
| 5  | Jaxon Hammond         | 0/0   | ...   | ...   | ...   | ...   | ...   | ...   |
| 6  | Max DiDomenico        | 5/5   | START | START | START | ...   | START | START |
| 7  | Jimmy Ciarlo          | 6/6   | START | START | START | START | START | START |
| 7  | Charlie Barnett       | 1/0   | ...   | XXX   | ...   | ...   | ...   | ...   |
| 7  | Champ Harris          | 2/0   | ...   | XXX   | ...   | ...   | ...   | XXX   |
| 8  | Hayden Reed           | 6/2   | XXX   | XXX   | START | XXX   | START | XXX   |
| 9  | Aaron Bibbins         | 6/0   | XXX   | XXX   | XXX   | XXX   | XXX   | XXX   |
| 10 | Cameron Jones         | 6/6   | START | START | START | START | START | START |
| 10 | Dewayne Coleman       | 2/0   | XXX   | ...   | ...   | XXX   | ...   | ...   |
| 11 | Isaiah Alston         | 4/4   | START | START | START | START | ...   | ...   |
| 11 | Tommy Zitiello        | 4/0   | XXX   | XXX   | XXX   | ...   | ...   | XXX   |
| 13 | Bryson Daily          | 6/6   | START | START | START | START | START | START |
| 13 | Jabril Williams       | 4/0   | XXX   | XXX   | XXX   | XXX   | ...   | ...   |
| 13 | James Wagenseller     | 0/0   | ...   | ...   | ...   | ...   | ...   | ...   |
| 14 | Gavin Shields         | 6/0   | XXX   | XXX   | XXX   | XXX   | XXX   | XXX   |
| 14 | Mitch Bolden          | 0/0   | ...   | ...   | ...   | ...   | ...   | ...   |
| 15 | Quinn Maretzki        | 5/0   | XXX   | XXX   | XXX   | XXX   | XXX   | ...   |
| 15 | Noah Short            | 6/5   | XXX   | START | START | START | START | START |
| 15 | Joseph Stephens       | 0/0   | ...   | ...   | ...   | ...   | ...   | ...   |
| 16 | Damon Washington      | 6/0   | XXX   | XXX   | XXX   | XXX   | XXX   | XXX   |
| 16 | Josh Baskerville      | 0/0   | ...   | ...   | ...   | ...   | ...   | ...   |
| 17 | Justin Weaver         | 6/0   | XXX   | XXX   | XXX   | XXX   | XXX   | XXX   |
| 17 | Alex Meredith         | 0/0   | ...   | ...   | ...   | ...   | ...   | ...   |
| 18 | Jaydan Mayes          | 0/0   | ...   | ...   | ...   | ...   | ...   | ...   |
| 18 | Elo Modozie           | 6/0   | XXX   | XXX   | XXX   | XXX   | XXX   | XXX   |
| 19 | Billy Boehlke         | 5/0   | XXX   | XXX   | XXX   | XXX   | XXX   | ...   |
| 19 | Sabastian Shannon     | 0/0   | ...   | ...   | ...   | ...   | ...   | ...   |
| 20 | Casey Larkin          | 6/1   | XXX   | XXX   | XXX   | START | XXX   | XXX   |
| 21 | Tyrell Robinson       | 2/1   | ...   | ...   | ...   | ...   | XXX   | START |
| 21 | Tim Thurman Jr.       | 0/0   | ...   | ...   | ...   | ...   | ...   | ...   |
| 22 | Miles Stewart         | 4/1   | XXX   | START | XXX   | XXX   | ...   | ...   |
| 22 | Jamir Reyes           | 2/0   | ...   | ...   | ...   | ...   | XXX   | XXX   |
| 23 | Chance Keith          | 6/0   | XXX   | XXX   | XXX   | XXX   | XXX   | XXX   |
| 25 | Josiah Banks          | 4/0   | XXX   | XXX   | ...   | ...   | XXX   | XXX   |
| 25 | David Clerk           | 0/0   | ...   | ...   | ...   | ...   | ...   | ...   |
| 26 | Quindrelin Hammonds   | 6/6   | START | START | START | START | START | START |
| 26 | Kanye Udoh            | 5/1   | ...   | XXX   | XXX   | XXX   | START | XXX   |
| 27 | Markel Johnson        | 5/1   | ...   | XXX   | XXX   | START | XXX   | XXX   |
| 27 | RJ de Madet           | 0/0   | ...   | ...   | ...   | ...   | ...   | ...   |
| 28 | Donavon Platt         | 2/0   | ...   | ...   | ...   | ...   | XXX   | XXX   |
| 28 | Omari Embree          | 0/0   | ...   | ...   | ...   | ...   | ...   | ...   |
| 29 | Adam Cash             | 6/0   | XXX   | XXX   | XXX   | XXX   | XXX   | XXX   |
| 29 | Samari Howard         | 0/0   | ...   | ...   | ...   | ...   | ...   | ...   |
| 29 | Christian Yousefzadeh | 0/0   | ...   | ...   | ...   | ...   | ...   | ...   |
| 30 | Collin Matteson       | 1/0   | ...   | ...   | ...   | XXX   | ...   | ...   |
| 30 | Lloyd Benson III      | 0/0   | ...   | ...   | ...   | ...   | ...   | ...   |
| 31 | Leo Lowin             | 6/6   | START | START | START | START | START | START |
| 31 | Zane Poulter          | 0/0   | ...   | ...   | ...   | ...   | ...   | ...   |
| 31 | Christopher Williams  | 1/0   | ...   | XXX   | ...   | ...   | ...   | ...   |





**2023-24 Army West Point Football**  
**Games Played**  
**All games**

Page 2/3  
as of Oct 17, 2023

| ## | Player              | GP-GS | ULM   | DSU   | UTSA  | SU    | BC    | TROY  |
|----|---------------------|-------|-------|-------|-------|-------|-------|-------|
| 32 | Tyson Riley         | 6/2   | XXX   | XXX   | START | START | XXX   | XXX   |
| 33 | Jakobi Buchanan     | 6/1   | START | XXX   | XXX   | XXX   | XXX   | XXX   |
| 33 | Trey McGinnis       | 0/0   | ...   | ...   | ...   | ...   | ...   | ...   |
| 33 | Parker Williams     | 0/0   | ...   | ...   | ...   | ...   | ...   | ...   |
| 34 | Tano Letuli         | 6/0   | XXX   | XXX   | XXX   | XXX   | XXX   | XXX   |
| 34 | Neo Vosschulte      | 0/0   | ...   | ...   | ...   | ...   | ...   | ...   |
| 36 | Brett Gerena        | 6/0   | XXX   | XXX   | XXX   | XXX   | XXX   | XXX   |
| 37 | Bryce Davis         | 1/0   | ...   | XXX   | ...   | ...   | ...   | ...   |
| 37 | Jordan Owens        | 0/0   | ...   | ...   | ...   | ...   | ...   | ...   |
| 38 | Cooper Allan        | 6/0   | XXX   | XXX   | XXX   | XXX   | XXX   | XXX   |
| 38 | Carson Smith        | 0/0   | ...   | ...   | ...   | ...   | ...   | ...   |
| 38 | Caden Brungard      | 0/0   | ...   | ...   | ...   | ...   | ...   | ...   |
| 38 | Corey Singleton Jr. | 0/0   | ...   | ...   | ...   | ...   | ...   | ...   |
| 39 | Hamilton Baker      | 4/0   | XXX   | XXX   | ...   | XXX   | ...   | XXX   |
| 39 | Brady Mott          | 0/0   | ...   | ...   | ...   | ...   | ...   | ...   |
| 39 | Jake Lindsey        | 0/0   | ...   | ...   | ...   | ...   | ...   | ...   |
| 40 | Eric Ford           | 6/0   | XXX   | XXX   | XXX   | XXX   | XXX   | XXX   |
| 40 | Jake Rendina        | 0/0   | ...   | ...   | ...   | ...   | ...   | ...   |
| 42 | AJ Williams         | 2/0   | XXX   | XXX   | ...   | ...   | ...   | ...   |
| 42 | Tay Andrews         | 0/0   | ...   | ...   | ...   | ...   | ...   | ...   |
| 42 | Baylor Newsom       | 0/0   | ...   | ...   | ...   | ...   | ...   | ...   |
| 43 | Kurt Thompson       | 0/0   | ...   | ...   | ...   | ...   | ...   | ...   |
| 44 | Nathaniel Smith     | 6/1   | XXX   | XXX   | XXX   | START | XXX   | XXX   |
| 44 | Parker Poloskey     | 0/0   | ...   | ...   | ...   | ...   | ...   | ...   |
| 45 | Spencer Jones       | 3/3   | START | START | START | ...   | ...   | ...   |
| 45 | Blane Cleaver       | 0/0   | ...   | ...   | ...   | ...   | ...   | ...   |
| 45 | Calvin Bowens       | 0/0   | ...   | ...   | ...   | ...   | ...   | ...   |
| 45 | Toby Thompson       | 0/0   | ...   | ...   | ...   | ...   | ...   | ...   |
| 46 | Kalvyn Crummie      | 2/0   | ...   | ...   | ...   | ...   | XXX   | XXX   |
| 46 | Seth Reece          | 0/0   | ...   | ...   | ...   | ...   | ...   | ...   |
| 46 | David Dunston       | 0/0   | ...   | ...   | ...   | ...   | ...   | ...   |
| 47 | Brian Dyer          | 0/0   | ...   | ...   | ...   | ...   | ...   | ...   |
| 47 | Noah Nixon          | 0/0   | ...   | ...   | ...   | ...   | ...   | ...   |
| 48 | Tyler Deleon        | 0/0   | ...   | ...   | ...   | ...   | ...   | ...   |
| 48 | Nick Smith          | 0/0   | ...   | ...   | ...   | ...   | ...   | ...   |
| 48 | Isaiah Birl         | 0/0   | ...   | ...   | ...   | ...   | ...   | ...   |
| 49 | Jackson Powell      | 6/5   | XXX   | START | START | START | START | START |
| 49 | Brody Eaton         | 0/0   | ...   | ...   | ...   | ...   | ...   | ...   |
| 50 | Braden Bartosh      | 1/0   | ...   | XXX   | ...   | ...   | ...   | ...   |
| 50 | Drew Prieto         | 0/0   | ...   | ...   | ...   | ...   | ...   | ...   |
| 50 | Holden Sapp         | 0/0   | ...   | ...   | ...   | ...   | ...   | ...   |
| 51 | Andon Thomas        | 2/0   | ...   | ...   | ...   | XXX   | XXX   | ...   |
| 51 | Brady Small         | 6/6   | START | START | START | START | START | START |
| 52 | Austin Hill         | 6/5   | START | START | START | XXX   | START | START |
| 52 | Kendrick Kirby      | 0/0   | ...   | ...   | ...   | ...   | ...   | ...   |
| 53 | Bill Katsigiannis   | 0/0   | ...   | ...   | ...   | ...   | ...   | ...   |
| 53 | Kalib Fortner       | 6/3   | XXX   | XXX   | XXX   | START | START | START |
| 54 | Camden O'Gara       | 5/0   | XXX   | XXX   | XXX   | XXX   | ...   | XXX   |
| 54 | Tanner Bivins       | 1/0   | ...   | XXX   | ...   | ...   | ...   | ...   |
| 55 | Owen Walter         | 0/0   | ...   | ...   | ...   | ...   | ...   | ...   |
| 56 | Tyler Lee           | 0/0   | ...   | ...   | ...   | ...   | ...   | ...   |
| 57 | Dylan Faniel        | 0/0   | ...   | ...   | ...   | ...   | ...   | ...   |
| 57 | Nick Moore          | 0/0   | ...   | ...   | ...   | ...   | ...   | ...   |
| 58 | Tyler Rafferty      | 2/0   | ...   | XXX   | ...   | ...   | ...   | XXX   |
| 58 | Henry Appleton      | 0/0   | ...   | ...   | ...   | ...   | ...   | ...   |
| 58 | Ben Morrow          | 0/0   | ...   | ...   | ...   | ...   | ...   | ...   |
| 59 | Will Jeffcoat       | 0/0   | ...   | ...   | ...   | ...   | ...   | ...   |
| 59 | Nate Holt           | 0/0   | ...   | ...   | ...   | ...   | ...   | ...   |
| 60 | Connor Finucane     | 6/6   | START | START | START | START | START | START |
| 60 | Brandon Wraalstad   | 0/0   | ...   | ...   | ...   | ...   | ...   | ...   |



**2023-24 Army West Point Football**  
**Games Played**  
**All games**

Page 3/3  
as of Oct 17, 2023

| ## | Player              | GP-GS | ULM   | DSU   | UTSA  | SU    | BC    | TROY  |
|----|---------------------|-------|-------|-------|-------|-------|-------|-------|
| 62 | Sam Barczak         | 5/0   | XXX   | XXX   | XXX   | XXX   | XXX   | ...   |
| 62 | Joe Traylor         | 0/0   | ...   | ...   | ...   | ...   | ...   | ...   |
| 63 | Ben Chaney          | 0/0   | ...   | ...   | ...   | ...   | ...   | ...   |
| 64 | Beau Lombardi       | 5/0   | XXX   | XXX   | XXX   | XXX   | XXX   | ...   |
| 64 | Jack Pirinelli      | 0/0   | ...   | ...   | ...   | ...   | ...   | ...   |
| 65 | Lucas Scott         | 6/5   | XXX   | START | START | START | START | START |
| 65 | Connor Tuk          | 0/0   | ...   | ...   | ...   | ...   | ...   | ...   |
| 66 | Alex Gray           | 0/0   | ...   | ...   | ...   | ...   | ...   | ...   |
| 67 | Cole McCutcheon     | 6/0   | XXX   | XXX   | XXX   | XXX   | XXX   | XXX   |
| 68 | Jackson Filipowicz  | 6/6   | START | START | START | START | START | START |
| 68 | Broden Sobolewski   | 0/0   | ...   | ...   | ...   | ...   | ...   | ...   |
| 69 | Matthew Adoghe      | 1/0   | ...   | XXX   | ...   | ...   | ...   | ...   |
| 70 | David Hoyt          | 5/4   | ...   | XXX   | START | START | START | START |
| 71 | Paolo Gennarelli    | 0/0   | ...   | ...   | ...   | ...   | ...   | ...   |
| 72 | Lane Parks          | 0/0   | ...   | ...   | ...   | ...   | ...   | ...   |
| 73 | Ned Brady           | 1/0   | ...   | XXX   | ...   | ...   | ...   | ...   |
| 74 | Simon Dellinger     | 3/0   | ...   | ...   | ...   | XXX   | XXX   | XXX   |
| 75 | David Hayward       | 4/0   | XXX   | XXX   | XXX   | ...   | XXX   | ...   |
| 75 | Sam Dec             | 0/0   | ...   | ...   | ...   | ...   | ...   | ...   |
| 76 | James Maloney       | 0/0   | ...   | ...   | ...   | ...   | ...   | ...   |
| 77 | Jordyn Law          | 4/1   | START | XXX   | ...   | ...   | XXX   | XXX   |
| 77 | Kody Harris-Miller  | 0/0   | ...   | ...   | ...   | ...   | ...   | ...   |
| 78 | Shayne Buckingham   | 6/2   | START | START | XXX   | XXX   | XXX   | XXX   |
| 78 | Kyle Kloska         | 0/0   | ...   | ...   | ...   | ...   | ...   | ...   |
| 79 | Nikai Butler        | 0/0   | ...   | ...   | ...   | ...   | ...   | ...   |
| 79 | Jonah Zimmerman     | 0/0   | ...   | ...   | ...   | ...   | ...   | ...   |
| 80 | Liam Fortner        | 6/1   | XXX   | START | XXX   | XXX   | XXX   | XXX   |
| 81 | Tobi Olawole        | 4/0   | ...   | XXX   | ...   | XXX   | XXX   | XXX   |
| 81 | Aidan Casuccio      | 0/0   | ...   | ...   | ...   | ...   | ...   | ...   |
| 81 | Kavon Pointer       | 0/0   | ...   | ...   | ...   | ...   | ...   | ...   |
| 82 | Veshe Daniyan       | 5/2   | XXX   | ...   | XXX   | XXX   | START | START |
| 82 | Dillon Stowers      | 1/0   | ...   | ...   | ...   | ...   | XXX   | ...   |
| 83 | Tyler Brennan       | 1/0   | ...   | XXX   | ...   | ...   | ...   | ...   |
| 83 | Matthew Gibbons     | 0/0   | ...   | ...   | ...   | ...   | ...   | ...   |
| 83 | Teddy Williams      | 0/0   | ...   | ...   | ...   | ...   | ...   | ...   |
| 84 | Cam Schurr          | 1/0   | ...   | XXX   | ...   | ...   | ...   | ...   |
| 84 | Jake Rizzo          | 0/0   | ...   | ...   | ...   | ...   | ...   | ...   |
| 85 | David Crossan       | 6/1   | START | XXX   | XXX   | XXX   | XXX   | XXX   |
| 85 | Amir Ali            | 0/0   | ...   | ...   | ...   | ...   | ...   | ...   |
| 86 | Will Montesi        | 6/0   | XXX   | XXX   | XXX   | XXX   | XXX   | XXX   |
| 86 | TJ McCormack        | 0/0   | ...   | ...   | ...   | ...   | ...   | ...   |
| 87 | Casey Reynolds      | 6/2   | XXX   | XXX   | XXX   | XXX   | START | START |
| 87 | Jack Bousum         | 0/0   | ...   | ...   | ...   | ...   | ...   | ...   |
| 88 | Joshua Lingenfelter | 5/4   | START | ...   | START | START | XXX   | START |
| 88 | Isaiah Lige         | 1/0   | ...   | XXX   | ...   | ...   | ...   | ...   |
| 88 | Donovan Poe         | 0/0   | ...   | ...   | ...   | ...   | ...   | ...   |
| 89 | Taylor Saulsberry   | 1/0   | XXX   | ...   | ...   | ...   | ...   | ...   |
| 90 | Isaiah Filisi       | 5/0   | XXX   | XXX   | XXX   | XXX   | XXX   | ...   |
| 91 | Trey Sofia          | 6/1   | START | XXX   | XXX   | XXX   | XXX   | XXX   |
| 92 | Jack Latore         | 6/0   | XXX   | XXX   | XXX   | XXX   | XXX   | XXX   |
| 93 | Cody Winokur        | 2/0   | ...   | XXX   | ...   | ...   | XXX   | ...   |
| 94 | Cole Talley         | 6/0   | XXX   | XXX   | XXX   | XXX   | XXX   | XXX   |
| 94 | Jacob Tuioti        | 0/0   | ...   | ...   | ...   | ...   | ...   | ...   |
| 95 | Kyle Lewis          | 6/5   | START | START | START | START | XXX   | START |
| 96 | Darius Richardson   | 6/1   | XXX   | XXX   | XXX   | XXX   | START | XXX   |
| 96 | Trey Gronotte       | 0/0   | ...   | ...   | ...   | ...   | ...   | ...   |
| 97 | Dre Miller          | 4/0   | XXX   | XXX   | XXX   | XXX   | ...   | ...   |
| 98 | Deshontez Gray      | 5/0   | ...   | XXX   | XXX   | XXX   | XXX   | XXX   |
| 99 | Chris Frey          | 6/6   | START | START | START | START | START | START |
| 99 | Matthew Rhodes      | 0/0   | ...   | ...   | ...   | ...   | ...   | ...   |



**2023-24 Army West Point Football**  
**Total Tackles Game-by-Game**  
**All games**

Page 1/1  
as of Oct 17, 2023

**Total Tackles**

| Player              | S-A   | Total | ULM | DSU | UTSA | SU  | BC  | TROY |
|---------------------|-------|-------|-----|-----|------|-----|-----|------|
| Leo Lowin           | 17-26 | 43    | 1-2 | 7-3 | 3-4  | 3-5 | 2-9 | 1-3  |
| Kalib Fortner       | 17-15 | 32    | 3-0 | -   | 3-3  | 5-0 | 2-6 | 4-6  |
| Quindrelin Hammonds | 14-15 | 29    | 2-2 | 2-0 | 1-2  | 2-3 | 6-5 | 1-3  |
| Cameron Jones       | 19-9  | 28    | 5-1 | 4-1 | 3-1  | 4-0 | 2-4 | 1-2  |
| Jimmy Ciarlo        | 14-13 | 27    | 4-3 | 2-0 | 3-2  | 3-3 | 1-4 | 1-1  |
| Max DiDomenico      | 10-13 | 23    | 0-4 | 1-1 | 2-1  | DNP | 4-5 | 3-2  |
| Jabari Moore        | 16-3  | 19    | 4-2 | 2-0 | 1-0  | 4-0 | 0-1 | 5-0  |
| Austin Hill         | 9-9   | 18    | 2-2 | 0-2 | -    | 3-3 | 4-1 | 0-1  |
| Jackson Powell      | 11-2  | 13    | 1-0 | 1-0 | 2-0  | 4-1 | 1-1 | 2-0  |
| Casey Larkin        | 8-5   | 13    | -   | 1-0 | -    | 3-2 | 2-1 | 2-2  |
| Chris Frey          | 6-6   | 12    | 2-1 | 2-0 | 0-1  | 2-2 | 0-1 | 0-1  |
| Kyle Lewis          | 5-6   | 11    | -   | 1-3 | 2-1  | 2-0 | 0-2 | -    |
| Spencer Jones       | 3-8   | 11    | 0-4 | 3-2 | 0-2  | DNP | DNP | DNP  |
| Bo Nicolas-Paul     | 8-2   | 10    | 1-0 | 2-1 | 2-0  | 2-0 | 1-1 | DNP  |
| Trey Sofia          | 6-4   | 10    | 1-3 | 2-0 | 1-0  | 0-1 | -   | 2-0  |
| Jack Latore         | 3-7   | 10    | -   | 0-3 | -    | 1-0 | 1-1 | 1-3  |
| Tano Letuli         | 6-3   | 9     | 0-1 | 3-1 | -    | -   | 3-0 | 0-1  |
| Nathaniel Smith     | 3-6   | 9     | 1-2 | 0-2 | 1-1  | 1-0 | 0-1 | -    |
| Brett Gerena        | 5-3   | 8     | 1-0 | 2-1 | 1-0  | -   | 0-2 | 1-0  |
| Darius Richardson   | 2-5   | 7     | -   | -   | -    | 0-2 | 2-1 | 0-2  |
| Elo Modozie         | 2-4   | 6     | 1-1 | 1-0 | -    | -   | -   | 0-3  |
| Camden O'Gara       | 3-2   | 5     | -   | 2-0 | -    | -   | DNP | 1-2  |
| Donavon Platt       | 1-4   | 5     | DNP | DNP | DNP  | DNP | 0-1 | 1-3  |
| Eric Ford           | 1-4   | 5     | -   | 0-2 | 1-0  | -   | 0-1 | 0-1  |
| Aaron Bibbins       | 2-2   | 4     | -   | -   | -    | 2-1 | -   | 0-1  |
| Tommy Zitiello      | 1-2   | 3     | -   | 1-0 | -    | DNP | DNP | 0-2  |
| Dre Miller          | 1-2   | 3     | 0-2 | 1-0 | -    | -   | DNP | DNP  |
| Hayden Reed         | 2-0   | 2     | -   | -   | -    | 2-0 | -   | -    |
| Chance Keith        | 2-0   | 2     | -   | 2-0 | -    | -   | -   | -    |
| Casey Reynolds      | 2-0   | 2     | -   | -   | -    | 1-0 | -   | 1-0  |
| Isaiah Filisi       | 0-2   | 2     | -   | 0-2 | -    | -   | -   | DNP  |
| Ay'Jaun Marshall    | 1-0   | 1     | -   | -   | -    | 1-0 | DNP | -    |
| Stephen Nnadozie    | 1-0   | 1     | DNP | 1-0 | DNP  | DNP | DNP | -    |
| Gavin Shields       | 1-0   | 1     | -   | 1-0 | -    | -   | -   | -    |
| Deshontez Gray      | 1-0   | 1     | DNP | -   | -    | -   | -   | 1-0  |
| Damon Washington    | 0-1   | 1     | -   | -   | -    | -   | -   | 0-1  |
| Adam Cash           | 0-1   | 1     | -   | -   | -    | 0-1 | -   | -    |



**2023-24 Army West Point Football**  
**Sacks Game-by-Game**  
**All games**

Page 1/1  
as of Oct 17, 2023

| Player         | UA-A | Total | ULM | DSU  | UTSA | SU  | BC   | TROY |
|----------------|------|-------|-----|------|------|-----|------|------|
| Jimmy Ciarlo   | 3-0  | 3     | 1-4 | 1-3  | -    | 1-5 | -    | -    |
| Jackson Powell | 2-0  | 2     | -   | 1-6  | 1-7  | -   | -    | -    |
| Elo Modozie    | 1-0  | 1     | -   | 1-8  | -    | -   | -    | -    |
| Kalib Fortner  | 1-0  | 1     | -   | -    | -    | 1-5 | -    | -    |
| Trey Sofia     | 1-0  | 1     | -   | 1-5  | -    | -   | -    | -    |
| Jack Latore    | 1-0  | 1     | -   | -    | -    | -   | 1-10 | -    |
| Kyle Lewis     | 1-0  | 1     | -   | 1-14 | -    | -   | -    | -    |





2023-24 Army West Point Football  
Returns Game-by-Game  
All games

Page 1/1  
as of Oct 17, 2023

**Punt Returns**

| Player        | No-Yds | ULM | DSU  | UTSA | SU  | BC  | TROY |
|---------------|--------|-----|------|------|-----|-----|------|
| Cameron Jones | 3-33   | -   | 1-25 | -    | 1-2 | 1-6 | -    |
| Hayden Reed   | 1-24   | -   | 1-24 | -    | -   | -   | -    |

**Kick Returns**

| Player           | No-Yds | ULM | DSU  | UTSA | SU   | BC   | TROY |
|------------------|--------|-----|------|------|------|------|------|
| Zach Mundell     | 3-64   | DNP | -    | -    | -    | 2-53 | 1-11 |
| Ay'Jaun Marshall | 2-61   | -   | 1-48 | 1-13 | -    | DNP  | -    |
| Bo Nicolas-Paul  | 2-27   | -   | -    | -    | 1-12 | 1-15 | DNP  |

**Interceptions Returns**

| Player              | No-Yds | ULM  | DSU | UTSA | SU   | BC   | TROY |
|---------------------|--------|------|-----|------|------|------|------|
| Bo Nicolas-Paul     | 1-44   | 1-44 | -   | -    | -    | -    | DNP  |
| Cameron Jones       | 1-37   | -    | -   | -    | 1-37 | -    | -    |
| Quindrelin Hammonds | 1-21   | -    | -   | -    | -    | 1-21 | -    |
| Max DiDomenico      | 1-15   | 1-15 | -   | -    | DNP  | -    | -    |

**Fumble Returns**

| Player              | No-Yds | ULM | DSU | UTSA | SU | BC | TROY |
|---------------------|--------|-----|-----|------|----|----|------|
| Quindrelin Hammonds | 1-0    | -   | -   | 1-0  | -  | -  | -    |
| Leo Lowin           | 1-0    | -   | -   | -    | -  | -  | 1-0  |
| Jack Latore         | 1-0    | -   | 1-0 | -    | -  | -  | -    |
| Kyle Lewis          | 1-0    | -   | 1-0 | -    | -  | -  | -    |



**2023-24 Army West Point Football**  
**Rushing/Receiving Game-by-Game**  
**All games**

Page 1/1  
as of Oct 17, 2023

**Rushing**

| Player           | No-Yds/TD | ULM     | DSU    | UTSA     | SU      | BC      | TROY     |
|------------------|-----------|---------|--------|----------|---------|---------|----------|
| Bryson Daily     | 100-412/3 | 23-63/0 | 9-65/2 | 24-100/1 | 20-47/0 | 14-99/0 | 10-38/0  |
| Hayden Reed      | 47-191/2  | 10-29/0 | 3-17/0 | 20-107/1 | 2-6/0   | 6-21/1  | 6-11/0   |
| Kanye Udoh       | 32-180/1  | DNP     | 5-32/1 | 1-0/0    | 5-16/0  | 3-8/0   | 18-124/0 |
| Jakobi Buchanan  | 28-81/3   | 6-14/0  | 7-13/1 | 8-30/1   | 6-22/1  | 1-2/0   | -        |
| Markel Johnson   | 20-56/0   | DNP     | 6-26/0 | 6-14/0   | 8-16/0  | -       | -        |
| Tyrell Robinson  | 13-59/1   | DNP     | DNP    | DNP      | DNP     | 7-31/1  | 6-28/0   |
| Champ Harris     | 11--11/0  | DNP     | 2-8/0  | DNP      | DNP     | DNP     | 9--19/0  |
| Miles Stewart    | 10-42/0   | 4-15/0  | 2-11/0 | 3-13/0   | 1-3/0   | DNP     | DNP      |
| Ay'Jaun Marshall | 6-89/0    | 2-43/0  | 2-44/0 | 1--6/0   | 1-8/0   | DNP     | -        |
| Larry Robinson   | 4-63/1    | DNP     | 4-63/1 | DNP      | DNP     | DNP     | DNP      |
| Zach Mundell     | 4--5/0    | DNP     | 2--2/0 | -        | 1--5/0  | 1-2/0   | -        |
| Noah Short       | 3-8/0     | -       | 1-4/0  | -        | 1-6/0   | 1--2/0  | -        |
| Tyson Riley      | 3-7/0     | 3-7/0   | -      | -        | -       | -       | -        |
| Dewayne Coleman  | 2-1/0     | 2-1/0   | DNP    | DNP      | -       | DNP     | DNP      |
| Tobi Olawole     | 2-0/0     | DNP     | -      | DNP      | 1-6/0   | -       | 1--6/0   |

**Receiving**

| Player              | No-Yds/TD | ULM    | DSU     | UTSA   | SU      | BC     | TROY   |
|---------------------|-----------|--------|---------|--------|---------|--------|--------|
| Noah Short          | 15-223/2  | 1-12/0 | 1-7/0   | 3-68/1 | 6-105/1 | 2-16/0 | 2-15/0 |
| Isaiah Alston       | 9-266/2   | 3-47/0 | 3-135/2 | 2-68/0 | 1-16/0  | DNP    | DNP    |
| Casey Reynolds      | 5-68/0    | -      | 2-20/0  | 1-11/0 | -       | 2-37/0 | -      |
| Tyson Riley         | 4-34/2    | -      | 2-38/1  | -      | -       | 1-9/1  | 1-6/0  |
| Ay'Jaun Marshall    | 3-45/0    | 1-24/0 | -       | -      | 1-3/0   | DNP    | 1-18/0 |
| Tyrell Robinson     | 3-38/0    | DNP    | DNP     | DNP    | DNP     | 1-21/0 | 2-17/0 |
| Tobi Olawole        | 3-24/0    | DNP    | -       | DNP    | -       | 1-2/0  | 2-22/0 |
| Hayden Reed         | 3-20/0    | -      | -       | -      | -       | 3-20/0 | -      |
| Markel Johnson      | 2-41/0    | DNP    | -       | 2-41/0 | -       | -      | -      |
| Zach Mundell        | 2-13/0    | DNP    | 2-13/0  | -      | -       | -      | -      |
| Liam Fortner        | 1-53/0    | 1-53/0 | -       | -      | -       | -      | -      |
| Tyler Brennan       | 1-25/0    | DNP    | 1-25/0  | DNP    | DNP     | DNP    | DNP    |
| Joshua Lingenfelter | 1-21/0    | -      | DNP     | -      | 1-21/0  | -      | -      |
| Kanye Udoh          | 1-0/0     | DNP    | -       | -      | -       | -      | 1-0/0  |



**2023-24 Army West Point Football**  
**Tackles For Loss Game-by-Game**  
**All games**

Page 1/1  
as of Oct 17, 2023

| Player           | UA-A | Total | ULM   | DSU    | UTSA  | SU    | BC     | TROY  |
|------------------|------|-------|-------|--------|-------|-------|--------|-------|
| Jimmy Ciarlo     | 3-1  | 3.5   | 1.5-5 | 1.0-3  | -     | 1.0-5 | -      | -     |
| Cameron Jones    | 3-1  | 3.5   | 1.0-1 | 1.0-4  | -     | -     | 1.5-3  | -     |
| Jabari Moore     | 2-0  | 2.0   | -     | -      | 1.0-1 | 1.0-1 | -      | -     |
| Jackson Powell   | 2-0  | 2.0   | -     | 1.0-6  | 1.0-7 | -     | -      | -     |
| Kalib Fortner    | 2-0  | 2.0   | -     | -      | 1.0-2 | 1.0-5 | -      | -     |
| Spencer Jones    | 1-2  | 2.0   | 1.0-3 | 1.0-2  | -     | DNP   | DNP    | DNP   |
| Jack Latore      | 1-2  | 2.0   | -     | 0.5-0  | -     | -     | 1.0-10 | 0.5-0 |
| Chris Frey       | 1-1  | 1.5   | 1.0-9 | -      | -     | -     | -      | 0.5-0 |
| Stephen Nnadozie | 1-0  | 1.0   | DNP   | 1.0-2  | DNP   | DNP   | DNP    | -     |
| Elo Modozie      | 1-0  | 1.0   | -     | 1.0-8  | -     | -     | -      | -     |
| Donavon Platt    | 1-0  | 1.0   | DNP   | DNP    | DNP   | DNP   | -      | 1.0-1 |
| Austin Hill      | 1-0  | 1.0   | 1.0-2 | -      | -     | -     | -      | -     |
| Trey Sofia       | 1-0  | 1.0   | -     | 1.0-5  | -     | -     | -      | -     |
| Kyle Lewis       | 1-0  | 1.0   | -     | 1.0-14 | -     | -     | -      | -     |
| Max DiDomenico   | 0-2  | 1.0   | 0.5-3 | -      | -     | DNP   | 0.5-2  | -     |
| Casey Larkin     | 0-1  | 0.5   | -     | -      | -     | -     | -      | 0.5-1 |
| Leo Lowin        | 0-1  | 0.5   | -     | -      | -     | -     | -      | 0.5-1 |
| Brett Gerena     | 0-1  | 0.5   | -     | 0.5-2  | -     | -     | -      | -     |
| Eric Ford        | 0-1  | 0.5   | -     | 0.5-1  | -     | -     | -      | -     |
| Isaiah Filisi    | 0-1  | 0.5   | -     | 0.5-1  | -     | -     | -      | DNP   |



2023-24 Army West Point Football  
Fumbles Game-by-Game  
All games

Page 1/1  
as of Oct 17, 2023

**Fumbles**

| Player           | No-Lost | ULM | DSU | UTSA | SU  | BC  | TROY |
|------------------|---------|-----|-----|------|-----|-----|------|
| Bryson Daily     | 7-2     | 2-1 | -   | -    | 1-0 | 3-1 | 1-0  |
| Ay'Jaun Marshall | 2-2     | 1-1 | 1-1 | -    | -   | DNP | -    |
| Champ Harris     | 2-0     | DNP | -   | DNP  | DNP | DNP | 2-0  |
| Hayden Reed      | 2-0     | -   | -   | 1-0  | -   | -   | 1-0  |
| Tyrell Robinson  | 1-1     | DNP | DNP | DNP  | DNP | -   | 1-1  |
| Tyson Riley      | 1-0     | 1-0 | -   | -    | -   | -   | -    |

**Fumbles Forced**

| Player         | Number | ULM | DSU | UTSA | SU  | BC | TROY |
|----------------|--------|-----|-----|------|-----|----|------|
| Max DiDomenico | 1      | -   | -   | -    | DNP | -  | 1    |
| Jimmy Ciarlo   | 1      | -   | -   | 1    | -   | -  | -    |
| Leo Lowin      | 1      | -   | 1   | -    | -   | -  | -    |
| Kyle Lewis     | 1      | -   | 1   | -    | -   | -  | -    |

**Fumbles Recovered**

| Player              | Number | ULM | DSU | UTSA | SU | BC | TROY |
|---------------------|--------|-----|-----|------|----|----|------|
| Quindrelin Hammonds | 1      | -   | -   | 1    | -  | -  | -    |
| Leo Lowin           | 1      | -   | -   | -    | -  | -  | 1    |
| Jack Latore         | 1      | -   | 1   | -    | -  | -  | -    |
| Kyle Lewis          | 1      | -   | 1   | -    | -  | -  | -    |





2023-24 Army West Point Football  
Passing Game-by-Game  
All games

Page 1/1  
as of Oct 17, 2023

| #7 Champ Harris | Comp     | Att       | Int      | Pct         | Yards      | TD       | Long      | Sacked      | Effic.      |
|-----------------|----------|-----------|----------|-------------|------------|----------|-----------|-------------|-------------|
| Delaware St.    | 3        | 4         | 0        | 75.0        | 45         | 0        | 25        | 0-0         | 169.5       |
| Troy            | 6        | 13        | 1        | 46.2        | 63         | 0        | 18        | 5-28        | 71.5        |
| <b>Totals</b>   | <b>9</b> | <b>17</b> | <b>1</b> | <b>52.9</b> | <b>108</b> | <b>0</b> | <b>25</b> | <b>5-28</b> | <b>94.5</b> |

| #10 Dewayne Coleman | Comp     | Att      | Int      | Pct          | Yards      | TD       | Long     | Sacked     | Effic.       |
|---------------------|----------|----------|----------|--------------|------------|----------|----------|------------|--------------|
| ULM                 | 1        | 1        | 0        | 100.0        | -14        | 0        | 0        | 0-0        | -17.6        |
| <b>Totals</b>       | <b>1</b> | <b>1</b> | <b>0</b> | <b>100.0</b> | <b>-14</b> | <b>0</b> | <b>0</b> | <b>0-0</b> | <b>-17.6</b> |

| #13 Bryson Daily | Comp      | Att       | Int      | Pct         | Yards      | TD       | Long      | Sacked      | Effic.       |
|------------------|-----------|-----------|----------|-------------|------------|----------|-----------|-------------|--------------|
| ULM              | 5         | 11        | 2        | 45.5        | 121        | 0        | 53        | 1-11        | 101.5        |
| Delaware St.     | 8         | 11        | 0        | 72.7        | 193        | 3        | 70        | 0-0         | 310.1        |
| UTSA             | 7         | 17        | 0        | 41.2        | 133        | 1        | 38        | 0-0         | 126.3        |
| Syracuse         | 9         | 21        | 2        | 42.9        | 145        | 1        | 80        | 4-24        | 97.5         |
| Boston College   | 10        | 13        | 0        | 76.9        | 105        | 1        | 27        | 0-0         | 170.2        |
| Troy             | 3         | 4         | 0        | 75.0        | 15         | 0        | 13        | 1-4         | 106.5        |
| <b>Totals</b>    | <b>42</b> | <b>77</b> | <b>4</b> | <b>54.5</b> | <b>712</b> | <b>6</b> | <b>80</b> | <b>6-39</b> | <b>147.5</b> |

| #27 Markel Johnson | Comp     | Att      | Int      | Pct          | Yards     | TD       | Long      | Sacked     | Effic.       |
|--------------------|----------|----------|----------|--------------|-----------|----------|-----------|------------|--------------|
| UTSA               | 1        | 1        | 0        | 100.0        | 55        | 0        | 55        | 0-0        | 562.0        |
| <b>Totals</b>      | <b>1</b> | <b>1</b> | <b>0</b> | <b>100.0</b> | <b>55</b> | <b>0</b> | <b>55</b> | <b>0-0</b> | <b>562.0</b> |

| #32 Tyson Riley | Comp     | Att      | Int      | Pct        | Yards    | TD       | Long     | Sacked     | Effic.     |
|-----------------|----------|----------|----------|------------|----------|----------|----------|------------|------------|
| Troy            | 0        | 1        | 0        | 0.0        | 0        | 0        | 0        | 0-0        | 0.0        |
| <b>Totals</b>   | <b>0</b> | <b>1</b> | <b>0</b> | <b>0.0</b> | <b>0</b> | <b>0</b> | <b>0</b> | <b>0-0</b> | <b>0.0</b> |



2023-24 Army West Point Football  
Red-Zone Results  
All games

Page 1/1  
as of Oct 17, 2023

Army West Point Inside Opponent Red-Zone

| Date                    | Opponent       | Score   | Times | Times  | Total |     |     | Rush | Pass | FGs  | Failed to score inside RZ |      |     |      |      |      |
|-------------------------|----------------|---------|-------|--------|-------|-----|-----|------|------|------|---------------------------|------|-----|------|------|------|
|                         |                |         | In RZ | Scored | Pts   | TDs | TDs | TDs  | TDs  | Made | FGA                       | Down | Int | Fumb | Half | Game |
| 09/02/2023              | at ULM         | L 13-17 | 4     | 2      | 6     | 0   | 0   | 0    | 0    | 2    | 3                         | 0    | 0   | 1    | 0    | 0    |
| 09/09/2023              | Delaware St.   | W 57-0  | 5     | 5      | 36    | 5   | 4   | 1    | 0    | 0    | 0                         | 0    | 0   | 0    | 0    | 0    |
| 09/15/2023              | at UTSA        | W 37-29 | 5     | 5      | 27    | 3   | 3   | 0    | 0    | 2    | 2                         | 0    | 0   | 0    | 0    | 0    |
| 09/23/2023              | at Syracuse    | L 16-29 | 2     | 1      | 7     | 1   | 1   | 0    | 0    | 0    | 0                         | 0    | 1   | 0    | 0    | 0    |
| 10/07/2023              | Boston College | L 24-27 | 4     | 4      | 24    | 3   | 2   | 1    | 1    | 1    | 1                         | 0    | 0   | 0    | 0    | 0    |
| 10/14/2023              | Troy           | L 0-19  | 1     | 0      | 0     | 0   | 0   | 0    | 0    | 0    | 0                         | 0    | 0   | 1    | 0    | 0    |
| Totals 17 of 21 (81.0%) |                |         | 21    | 17     | 100   | 12  | 10  | 2    | 5    | 6    | 0                         | 1    | 2   | 0    | 0    | 0    |

Opponents Inside Army West Point Red-Zone

| Date                    | Opponent       | Score   | Times | Times  | Total |     |     | Rush | Pass | FGs  | Failed to score inside RZ |      |     |      |      |      |
|-------------------------|----------------|---------|-------|--------|-------|-----|-----|------|------|------|---------------------------|------|-----|------|------|------|
|                         |                |         | In RZ | Scored | Pts   | TDs | TDs | TDs  | TDs  | Made | FGA                       | Down | Int | Fumb | Half | Game |
| 09/02/2023              | ULM            | L 13-17 | 3     | 2      | 10    | 1   | 0   | 1    | 1    | 1    | 2                         | 0    | 0   | 0    | 0    | 0    |
| 09/09/2023              | Delaware St.   | W 57-0  | 2     | 0      | 0     | 0   | 0   | 0    | 0    | 0    | 1                         | 0    | 0   | 1    | 0    | 0    |
| 09/15/2023              | UTSA           | W 37-29 | 1     | 1      | 7     | 1   | 1   | 0    | 0    | 0    | 0                         | 0    | 0   | 0    | 0    | 0    |
| 09/23/2023              | Syracuse       | L 16-29 | 5     | 4      | 19    | 2   | 1   | 1    | 2    | 2    | 2                         | 0    | 0   | 0    | 0    | 1    |
| 10/07/2023              | Boston College | L 24-27 | 4     | 4      | 27    | 4   | 4   | 0    | 0    | 0    | 0                         | 0    | 0   | 0    | 0    | 0    |
| 10/14/2023              | Troy           | L 0-19  | 3     | 3      | 9     | 0   | 0   | 0    | 3    | 3    | 3                         | 0    | 0   | 0    | 0    | 0    |
| Totals 14 of 18 (77.8%) |                |         | 18    | 14     | 72    | 8   | 6   | 2    | 6    | 8    | 0                         | 0    | 1   | 0    | 0    | 1    |