



LSU

SOCCER

NCAA TOURNAMENT
2007 • 2008 • 2009 • 2011 •
2015 • 2018 • 2021 • 2022

SEC TOURNAMENT CHAMPIONS
2018

SEC RUNNERS-UP
2008 • 2009 • 2011

SEC WEST CHAMPIONS
2007 • 2008 • 2009 • 2011

16

vs. No. 9 Arkansas

Thursday, October 19
Baton Rouge, La. (LSU Soccer Stadium)
6 p.m. CT

2023 SCHEDULE

DATE	OPPONENT	LOCATION	RESULT/TIME
------	----------	----------	-------------

AUGUST

17	South Florida	Baton Rouge, La.	L, 0-1
20	Southern Miss	Baton Rouge, La.	W, 4-1
24	#9 Texas	Austin, Texas	W, 3-1
27	Southern	Baton Rouge, La.	W, 5-0
31	Wisconsin	Madison, Wi.	L, 0-3

SEPTEMBER

3	TAMUC	Baton Rouge, La.	W, 6-0
7	Pepperdine	Baton Rouge, La.	T, 2-2
10	NSU	Baton Rouge, La.	W, 2-1
15	Ole Miss*	Oxford, Miss.	L, 0-1
21	#22 Georgia*	Athens, Ga.	W, 3-2
24	Miss. State*	Baton Rouge, La.	W, 2-1
29	Florida*	Baton Rouge, La.	L, 0-4

OCTOBER

5	#13 South Carolina*	Columbia, SC	L, 0-1
8	Tennessee*	Baton Rouge, La.	W, 1-0
13	#24 Alabama*	Tuscaloosa, Ala.	L, 1-4
19	#9 Arkansas*	Baton Rouge, La.	6 p.m.
22	Auburn*	Auburn, Ala.	4 p.m.
26	TAMU*	Baton Rouge, La.	7:30 p.m.

29 SEC Tournament Pensacola, Fla. TBA

NOVEMBER

10 NCAA Tournament TBA TBA

On Air

TV: SEC Network+

Lyn Rollins, Play-By-Play
Sara Pollock Dickson, Analyst

Live Stats

Live stats for the match are available
on lsusports.net

Who To Contact

Assistant Communications

Director/Soccer Contact

Alyssa Leal
Email: aleal3@lsu.edu
Cell: 504-373-7428

Connect with LSU Soccer

@LSUSoccer

LSUSoccer

@LSUSoccer

The Matchup



LSU Tigers

Current record: 8-6-1 (3-4-0 SEC)
Head Coach: Sian Hudson (4th season)
Hudson's LSU Record: 33-24-11
Hudson's Career Record: 89-36-16



Arkansas Razorbacks

Current record: 10-3-1 (6-1 SEC)
Head Coach: Colby Hale (12th season)
Hale's Career Record: 153-76-25

Last Time On The Pitch

The LSU Soccer team (8-6-1, 3-4-0 SEC) were defeated by No. 24 Alabama (9-3-4, 3-3-1 SEC) by a score of 4-1 on Friday night inside the Alabama Soccer Stadium. LSU opened the scoring on the night in the 10th minute when forward Taylor Dobles finished a one-on-one chance inside the box. The Crimson Tide tied it up in the 21st minute when Nadia Ramadan connected on a cross from six yards out. Alabama took their first lead of the night in the 30th minute when Felicia Knox hit a powerful ground shot from the top of the box into the bottom-right corner. The lead was extended to 3-1 on the night as Marianna Annest poked the ball past the line in the 47th minute before Alabama's final goal of the night came in the 59th minute from a Brooke Steere header.

The Tigers opened the match with high energy and were rewarded with the first goal of the match in the 10th minute. Forward Ava Galligan dispossessed an Alabama midfielder and charged forward on the counterattack. She played a ball to Dobles, who burst into the box and slotted a ground shot past the goalkeeper from eight yards out. The goal was Dobles' fifth of the season, a career-high, as well as the 10th of her collegiate career. Galligan's assist is her fifth of the year, a team high.

The lead lasted only 11 minutes as Alabama tied it up in the 21st minute of play. Gessica Skorka sent a cross from the right flank to the back post and found Ramdan, who hit the volley on her right foot from six yards out and into the back of the net.

The Crimson Tide took the advantage nine minutes later. Itala Gemelli and Skorka connected on the right flank and sent a ball to Knox, who hit a strong ground shot from 16 yards out and into the bottom-right corner to make it 2-1 on the day.

Goalkeeper Mollee Swift picked up saves in the 27th and 35th minutes to finish the first half with two saves. The Tigers were unable to find an equalizer before halftime and the first half finished 2-1 in favor of the home team.

The second half opened with the hosts extending the lead to 3-1 in the 46th minute. Annest pressured an LSU defender in the box and dispossessed her with a slide tackle that saw the ball slide into the back of the net.

Swift picked up a save in the 49th minute while Alabama goalkeeper Coralie Lallier denied a chance from Mollie Baker in the 53rd minute. Five minutes later, the Crimson Tide had their fourth and final goal of the night. Annest sent a ball into the box and found the head of Steere, who headed it off the left post and bounced into the back of the net to make it 4-1 on the night.

Galligan tested Lallier in the 73rd minute, but that was the final chance of the night for the Tigers. Swift finished the night with seven saves, taking her season total to 49 on the season and 287 in her LSU career, tying the program's all-time record for career saves held by Caroline Brockmeier.



QUICK FACTS

UNIVERSITY

Location	Baton Rouge, La.
Founded	1860
Enrollment	31,414
Nickname	Tigers or Fighting Tigers
Facility	LSU Soccer Stadium (2,197)
All-Time Home Record	147-87-33
Mascot	Mike VII (Live Bengal Tiger)
Colors	Purple and Gold
Conference	Southeastern
Affiliation	NCAA Division I
President & Chancellor	William Tate IV
Faculty Athletics Representative	Dr. Lori Martin

ATHLETIC DEPARTMENT

Director of Athletics	Scott Woodward
Executive Deputy AD/Executive Director of External Relations	Verge Ausberry
Executive Deputy AD/COO	Kelli Zinn
Sr. Associate AD/Facilities & Project Development	Emmett David
Sr. Associate AD/Athletics Facilities Management	Dan Gaston
Sr. Associate AD/ Health and Wellness	Shelly Mullenix
Sr. Associate AD/Sr. Woman Administrator	Miriam Segar
Interim Senior Advisor to the AD for Equity, Diversity & Inclusion Director, Student-Athlete Mental Health	Dr. Lakeitha Poole
Chief of Staff	Andrea Tepe

SOCCER STAFF

Head Coach	Sian Hudson (Fourth Season)
Alma Mater	Cardiff Metropolitan (2002)
Career Record(s)	88-33-16
at University of Colorado at Colorado Springs (2017-2019)	52-10-4
at LSU (Present)	36-23-12
Associate Head Coach	Seb Furness (Fourth Season)
Alma Mater	West Texas A&M (2012)
Assistant Coach	Tiffany Hansen (Second Season)
Alma Mater	Bowling Green (2008)
Assistant Coach	Trey Thompson (First Season)
Alma Mater	Kansas Wesleyan (2007)
Director of Operations	Samantha Etherington
Strength & Conditioning	Renee Balconi
Athletic Trainer	Hannah Faldetta

TEAM INFORMATION

2023 Record	8-6-1
2023 SEC Record	3-4-0
Letterwinners Returning/Lost	22/10
Starters Returning/Lost	8/4
Newcomers	6
Inaugural Season	1995
Overall Record	258-239-71

ATHLETIC COMMUNICATIONS

Associate AD/Communications	Michael Bonnette
Sr. Associate Communications Director	Bill Franques
Sr. Associate Communications Director	Kent Lowe
Assistant Communications Director (Soccer Contact)	Alyssa Leal

CREATIVE SERVICES

Executive Director / Creative Services	Jason Feirman
Creative Services Coordinator	Lindsey Thompson
Creative Services Coordinator	Tyler Schiefelbein
Creative Services Coordinator	Stephanie Lyles
Photography Coordinator	Chris Parent
Executive Director of Creative Content	Emily Dixon
Coordinator of Creative and Digital Content	Matt Tornquist
Chief Brand Officer	Cody Worsham

MEDIA CONTACT INFORMATION

Athletic Communications	(225) 578-8226
Alyssa Leal's Mobile	(504) 373-7428
Alyssa Leal's E-Mail	aleal3@lsu.edu
Website	LSUsports.net

SOCCER CONTACT INFORMATION

Director of Operations	Samantha Etherington
------------------------	----------------------

Sam Etherington's Mobile	(318)-730-4934
Sam Etherington's E-Mail	setherington@lsu.edu
Soccer Office	(225) 578-3947

2023 LSU SOCCER SCHEDULE

AUGUST

17	vs. South Florida	Baton Rouge, La.	L, 0-1
20	vs. Southern Miss	Baton Rouge, La.	W, 4-1
24	at #9 Texas	Austin, Texas	W, 3-1
27	vs. Southern	Baton Rouge, La.	W, 5-0
31	at Wisconsin	Madison, Wi.	L, 0-3

SEPTEMBER

3	vs. TAMUC	Baton Rouge, La.	W, 6-0
7	vs. Pepperdine	Baton Rouge, La.	T, 2-2
10	vs. Northwestern State	Baton Rouge, La.	W, 2-1
15	at Ole Miss	Oxford, Miss.	L, 0-1
21	at #22 Georgia	Athens, Ga.	W, 3-2
24	vs. Mississippi State	Baton Rouge, La.	W, 2-1
29	vs. Florida	Baton Rouge, La.	L, 0-4

OCTOBER

5	at #13 South Carolina	Columbia, SC	L, 1-0
8	vs. Tennessee	Baton Rouge, La.	W, 1-0
13	at #24 Alabama	Tuscaloosa, Ala.	L, 1-4
19	vs. #9 Arkansas	Baton Rouge, La.	6 p.m.
22	at Auburn	Auburn, Ala.	4 p.m.
26	vs. Texas A&M	Baton Rouge, La.	7:30 p.m.
29	SEC Tournament	Pensacola, Fla.	TBA

NOVEMBER

10	NCAA Tournament	TBA	TBA
----	-----------------	-----	-----

MEDIA INFORMATION

The 2023 LSU Soccer Record Book was written to provide members of the media with statistics and information needed to adequately cover the LSU Soccer team. For further information on the team and the scheduling of interviews with head coach Sian Hudson, associate head coach Seb Furness, assistant coaches Tiffany Hansen and Trey Thompson or LSU student-athletes, please contact Alyssa Leal in the LSU Athletic Communications Department at (504)-373-7428

MAILING ADDRESS

LSU Athletic Communications
LSU Box 25095
Baton Rouge, LA 70803

OVERNIGHT MAILING ADDRESS

Athletic Administration Building, Fifth Floor
North Stadium Drive
Baton Rouge, LA 70894

CREDENTIALS

Media credentials should be requested prior to each game. Season credentials are also available upon request. Passes will be available for pick up in the press box at the LSU Soccer Stadium. All requests should be made by contacting Alyssa Leal via phone or email.

INTERVIEWS

Postgame interviews, including those with players and coaches from both teams, will be held on the field approximately five minutes following the completion of each match. Alyssa Leal will take interview requests during the second half of each match and coordinate with the requested coach or student-athlete for postgame interviews. Game information, including halftime and final game statistics, will be provided in the press box.

Practices are also open to the media with Sian Hudson and the players available for interviews after each session. Contact Alyssa Leal to make arrangements to cover a practice.

LSU SOCCER ON THE SEC NETWORK

The Southeastern Conference and ESPN have a 20-year agreement through 2034 to create a multi-platform SEC Network which launched in August 2014. The SEC Network and its accompanying digital platform airs SEC content 24/7, including more than 1,000 events annually.



CREDITS

Editor	Alyssa Leal
Design and Layout	Alyssa Leal, Jason Feirman
Cover Design	Perry Spitzer
Photography	Chris Parent, Gus Stark, Beau Brune

2023 SEC Watchlist



Mollee Swift / GK / Grad.



Maya Gordon / D / 5yrSr.



Ida Hermannsdottir / M / So.



Mollie Baker / F / Sr.



Rammie Noel / F / 5yrSr.

2023 SEC Watchlist Cont.

Mollie Baker, Maya Gordon, Ida Hermannsdottir, Rammie Noel and Mollee Swift are five of 72 student-athletes on this year's watchlist.

A defender from Fort Lauderdale, Florida, Gordon has been a key component to the LSU defense over the past four years. She returns experience to the backline as she earned the start in 18 of 19 games played for the Tigers last season and helped shutout five opponents in 2022.

Swift is a three-year starter who also returns experience to the team this year. Last year, the goalkeeper recorded 77 saves (third best in SEC) on a 74% save percentage on the year, was responsible for five clean sheets and averaged 4.05 saves per game, which lead all SEC keepers between the posts.

A native of Reykjavik, Iceland, Hermannsdottir enters her second year with the Tigers after recording seven goals, two assists and 16 shots on goal last year.

The rising sophomore earned multiple honors in her debut season at LSU in 2022, including All-SEC Freshman Team, Top Drawer Soccer All-Freshman Team and LSWA Louisiana Freshman of the Year.

Noel is a forward from Carencro, Louisiana, who is a major contributor on the wing for the Tigers. She started in 16 matches with 19 appearances and tallied one goal and two assists throughout the 2022 season.

In her debut season as a Tiger after transferring from North Carolina in 2022, Baker notched four goals, six assists, 17 shots on goal and one game winning goal in the squad's 3-2 win versus Kentucky last season. The forward continues to be an offensive force for the Tigers as she enters her senior season this year.

The Captains

LSU is captained by the veteran duo of fifth year seniors Maya Gordon and Mollee Swift.

A native of Papillion, Nebraska, Swift recorded 77 saves in between the posts for the Tigers last season, which placed her third in the conference. She also averaged 4.05 saves per game leading all SEC keepers. The goalkeeper was responsible for five clean sheets in the 2022 season and finished the year with a record of 7-4-7 and 1,693 minutes played.

She currently ranks third in LSU program history in saves and shutouts as she will look to break records in 2023.

Gordon is a veteran in the backline who has notched notable minutes in her four years at LSU with a total of 4,775 minutes on the pitch heading into her final season. The Fort Lauderdale, Florida, native earned the start in 18 of 19 matches for the Tigers last year and returns experience to the defensive unit.

Dobles SEC POTW - Aug. 28

LSU Soccer forward Taylor Dobles earned SEC Player of the Week honors on Monday, August 28 following her performance against No. 9 Texas.

The award marked the first conference honor for the graduate student in her career.

The Pembroke Pines, Florida native had a huge performance on the road to lead the Tigers to victory over No. 9 Texas on Thursday, August 24. Dobles tallied a brace against the Longhorns to match her career high in a single match and get on the scoresheet for the first time this year.

Dobles put the Tigers on the board first in the 29th minute to give the Tigers the early lead in Austin. Forward Ava Galligan sent a cross from the right side to the back post that found the head of Rammie Noel. Noel's header was centered to Dobles, who pounced with a header from six yards out that powered over the Longhorn defender on the goal line to give LSU the 1-0 lead. The goal was Dobles' first of the season and sixth in her career.

Her scoring continued in the final minute of the first half as Dobles pounced on a defensive error from a Texas defender and broke away into a one-on-one chance. She dribbled into the box and sent a strong shot from 15 yards out that skipped past the goalkeeper and made it 3-0 with her second goal of the night. The goal was Dobles' seventh of her collegiate career and her third brace.

Dobles and the Tigers made history as they defeated Texas for the first time in series history and recorded the program's first Top-10 win on the road. The 2021 season saw the last time LSU defeated a ranked opponent at home and on the road with victories over No. 4 Arkansas in Baton Rouge and No. 21 Arizona State in Tempe.

The victory also ended the Longhorns 11-match winning streak at home.

Noel TDS Team of the Week - Aug. 29

A fifth-year senior from Carencro, Louisiana, Noel has been a crucial component for the Tigers this year on both sides of the ball. She was named to the Top Drawer Soccer Team of the Week in week three following the Tigers matches against No. 9 Texas and Southern.

Against the Longhorns, the forward tallied an assist as teammate Taylor Dobles found the finish for the opening goal of the match against No. 9 Texas in the 28th minute.

Noel notched her first goal of the year in the Tigers last match against Southern. Defender Maya Gordon found open midfielder Ava Galligan, who took the ball with open space down the right side. The freshman sent a ground cross ball into the box to Noel, who found the finish as she tapped it into the back of the net to

Glover SEC POTW - Sept. 25

Sophomore Sage Glover was named the SEC Soccer Offensive Player of the Week on Sept. 25 after scoring the game winners in back-to-back matches for the Tigers against No. 222 Georgia and Mississippi State. The award marks the second conference honor in her career.

Glover's first goal came in a huge road win over No. 22 Georgia for the squad's second victory over a ranked opponent this season. Both ranked wins came on the road as LSU remains unbeaten in four out of their five last matches against ranked opponents.

The Tigers took their first lead of the night against the Bulldogs in the 84th minute thanks to Glover.

Mollie Baker charged into the box and sent a shot on goal that beat the goalkeeper but was blocked by a Georgia defender. The goalkeeper could not recover the ball and Glover pounced on this chance, scoring on a shot that crossed the line despite a defender's attempt at a clearance. Glover's game-winning goal was her third goal of the season and was the final piece of an energetic 17 minutes that saw the Tigers go from 2-0 down to leading 3-2.

The New Orleans, Louisiana native continued her scoring streak in the Tiger's last match against Mississippi State on Sunday evening. In the 71st minute, LSU carried their momentum from a penalty kick that led to Glover finding the back of the net. The Tigers used excellent counter attacking play to quickly move the ball down the field. Baker carried the ball into the attacking third and found Kelsey Major. Major took the ball all the way to the Bulldog box and played a precise ground pass to Glover, who then knocked the ball in near the left post past Anderson to give the Tigers a 2-1 lead in Baton Rouge.

Glover now owns four goals on the season to match the team high. The goal was her eighth in her career.

A Roster Near and Far

The 2023 roster features 28 athletes, seven of which are newcomers to the squad.

Three countries are represented in the squad (United States, Iceland and Sweden). Ida Hermannsdottir is a native of Iceland and Angelina Thoreson is a proud Swede.

Of the remaining 26 athletes, six are native to Colorado, five to Texas, and four to Louisiana and Florida. The remaining states that are represented among this year's squad are Arizona, New York, Virginia, Nebraska, Virginia and Washington.

Galligan TDS Top 100 Freshman

Forward Ava Galligan was named to Top Drawer Soccer's midseason Top 100 freshman list on October 11.

Galligan placed as the No. 39 freshmen in the country as she owns two goals, four assists and 23 shots in her debut season with the Tigers this year.

A native of Ashburn, Virginia, Galligan has earned the start in 11 out of the squad's 14 matches in her first year as a Tiger. With over 800 minutes played thus far, the freshman continues to prove herself as an offensive weapon on the pitch.

The freshman leads the squad in assists with four, along with teammate Mollie Baker. Both rank amongst the top-10 players in the league in assists.

Galligan's first collegiate goal came against Pepperdine as she scored the equalizer to help her team earn a point on a draw against the Waves. Most recently, she scored the game-winner against Tennessee on a cross from Rammie Noel to defeat the Volunteers 1-0 and secure the Tigers third conference win.

2023 Squad

This year, the squad is composed of nine seniors, three juniors, 11 sophomores and five freshmen. 21 Tigers return from the 2022 roster who made a run to the second round of the NCAA Tournament. Fifth-year veterans Mollee Swift and Maya Gordon are key returners as they lead the squad as captains this upcoming season. Also returning are seniors Rammie Noel, Taylor Dobles, Jordan Johnson, Abby Smith, Britney Bertram, Mollie Baker and Bella Zanotelli, who bring experience and depth to the squad.

There are seven new faces on the 2023 squad, including freshman Caley Swierenga, Andrea Ilijkic, Ava Galligan, Brielyn Knowles and Alyson Campbell. New to the squad this year is also sophomore transfer out of Oklahoma, Hali Hartman, and walk-on Sarah Portis.

Conference Rankings

LSU sits at eighth in the league with their record of 3-4-0 in conference play heading into another ranked matchup on Thursday. The Tigers have tallied nine points through conference play.

The squad rank amongst the top five teams in the conference in goals, points and assists. LSU has tallied 29 goals, 28 assists and 86 points through 15 matches this year. The squad has also recorded 224 shots, with 99 of those being on target.

Baker's 52 shots on the year place her fourth in the conference while Galligan is amongst the top-5 assisters in the conference with five.

Swift ranks third with her 49 saves on the year while also placing in the top-10 in shutouts with her in between the posts.

2023 Stat Leaders

The Tigers are 8-6-1 on the year with a 6-2-1 record at home as the squad gets ready to host No. 9 Arkansas for a top-10 showdown in Baton Rouge.

Forward Taylor Dobles took the lead as the Tigers leading scorer on the year after tallying the squad's only goal against No. 24 Alabama. The goal against the Tide was her fifth of the year, a season high, and 10th in her career at LSU. The graduate student has also found the back of the net against No. 9 Texas and Northwestern State.

Sage Glover and Ida Hermannsdottir have the second most goals scored on the year for Tiger with four each.

Glover notched her fourth goal on the year in the squad's match against Mississippi State. Her previous goals have come against Southern, Texas A&M-Commerce and No. 22 Georgia. She owns eight in her career.

Hermannsdottir notched her fourth goal of the year against Pepperdine to move her career total to 11. She scored in the Tiger's matches against Southern Miss and No. 9 Texas. The midfielder has also tallied two assists, 11 shots on goal and 10 points this season.

Other goal scorers on the year include Noel (3), Baker (3), Galligan (2), Major (2), Bertram (2), Swift (2), Prince (1) and Jordan Johnson (1). The Tigers have over 10 different goal-scorers, which puts them in an elite category.

Baker has been a crucial part of the midfield as she has started in every match for the Tigers this year. The senior has notched 52 shots, with 22 being on target, four assists and 10 points through 1,113 minutes on the pitch.

Freshman forward Ava Galligan leads the team in assists with five. Galligan has also notched two goals, eight points and eight shots on goal in her first year as a Tiger. Her first collegiate goal came against Pepperdine, where she found the equalizer and then again for the game-winner against Tennessee.

Goalkeeper Mollee Swift has recorded 49 saves on the year with over 1,000 minutes played in between the posts. She owns a GAA of 1.55. The keep has also tallied two goals on penalty kicks this year.

Sophomore Laney Gonzales played her first full 90 minute match against Tennessee and has earned her first career starts in the Tigers last two matches.

Veteran returners Baker, Swift, and Gordon are the only four players to start in every match for LSU on the year, having tallied over a combined 3,000 minutes on the pitch through 15 matches.

Swift Saves

Goalkeeper Mollee Swift found her 300th career save against Northwestern State. Her career total is now at 332 over her career.

The Papillion, Nebraska native previously recorded 45 saves during her time at the University of Colorado- Colorado Springs that go toward her career total. Since transferring to LSU in 2021, she has tallied 287 saves in between the post to match the program record of most career saves at LSU.

Swift matched the milestone in the squad's last match against No. 24 Alabama Swift as she recorded seven saves to move her career total to 287 saves in the Purple & Gold.

She needs just one save to become the all-time leader in LSU history.

On the year, the keep has tallied 49 saves through 15 matches and over 1,000 minutes between the posts for the Tigers this year.

Tigers vs. Ranked Opponents

LSU has faced four ranked opponents in 2023 and are 2-2-0 on the season against ranked opponents.

The Tigers defeated No. 9 Texas on the road early in the season by a score of 3-1 followed by another 3-2 road win at No. 22 Georgia.

The squad's losses against ranked opponents this year came against No. 13 South Carolina and No. 24 Alabama.

All ranked matchups for the Tigers this season have come on the road thus far, as LSU will prepare to host No. 9 Arkansas in Baton Rouge next week.

The last ranked matchup at home for LSU was also against Arkansas, when the Tigers defeated the fourth-ranked Razorbacks 4-2 inside the LSU Soccer Stadium.

Scouting The Razorbacks

Arkansas is the No. 9 team in the nation and first in the SEC with their conference record of 6-1-0 and leading 18 points.

Since 2019, Arkansas is 22-10-4 on the road and have beaten four ranked teams. The Razorbacks are 4-6-2 in ranked road match since 2019.

The Hogs were ranked in the top 10 of the United Soccer Coaches poll (9) and the NCAA RPI (10) for the fourth straight week.

Arkansas was picked to win the SEC title by the league's head coaches and have reached the Elite 8 in back-to-back seasons.

Hudson on Arkansas Matchup

"I'm really excited for the game. Our team is capable of scoring goals and creating big moments against any team in the country on our day. We are dialed in on defensive solidarity and just trying to be difficult to beat heading into this match," head coach Sian Hudson said. "We are just going to go after it and if we can walk away with points, we'll be happy."

"I think Arkansas is the most difficult team in the country to play against because they are incredibly physical and direct. They just have an unbelievable mentality and work rate and they are going to ask big questions of us. We will be looking for opportunities in the final third and in the box and I think players like Ava Galligan are going to cause problems."

Series History

Thursday's matchup between LSU and Arkansas will be the 31st all-time meeting between the two programs.

The Tigers hold a 15-11-4 series record against the Razorbacks.

The last time the two teams met was in 2022, when they battled to a 0-0 draw in Fayetteville.

Prior to that, the two teams met in 2021, when LSU defeated No. 4 Arkansas and picked up the highest ranked-win in program history. With LSU's win in that match, Arkansas' 14 match winning streak came to an end, and the Razorbacks were denied a perfect regular season in SEC play.

The Road To Pensacola

The 2023 SEC Tournament is set to begin on Sunday, October 29 in Pensacola, Florida. The top-10 teams in the conference will earn a seed in the tournament.

The layout consists of a single-elimination tournament to be played at the conclusion of the regular season schedule. The tournament champion shall be the Conference representative to the NCAA championship. The top ten teams with the highest point total, regardless of divisions, will participate in the tournament, with the two division champions serving as the top two seeds.

The following point system is utilized to determine regular season standings and seeding for the tournament: a win counts as three points, a tie as one, and a loss as zero points. If a game(s) is cancelled, neither team will receive a point and the standings will be determined by average points per game.

First round competition kicks off at 1 p.m. CT on October 29 with the championship set for the following Sunday on November 5 at 1 p.m. CT.

LSU owns one conference championship in program history, winning it in 2018.

2023 SOCCER STAFF



Sian Hudson

Head Coach
4th Year

- Hudson enters her fourth season leading the Tigers. She owns a 29-20-11 record in the Purple & Gold
- Hired as LSU head coach on Dec. 11, 2019
- 81-30-15 record as collegiate head coach
- Led the Tigers to the program's eighth NCAA Tournament appearance in 2022 for second time in her LSU career
- Recorded two 10+ winning seasons during her three seasons at LSU
- Led LSU to record of 8-8-3 in debut season; that was an +5 win improvement from the season before her arrival
- Six Tigers have taken their career to the professional level under Hudson, including two NWSL draft selections
- Led University of Colorado at Colorado Springs to a NCAA Division II No. 1 ranking in 2019
- 2019 Rocky Mountain Athletic Conference Coach of the Year
- Took UCCS to the NCAA Division II Tournament in 2017, 2018, and 2019.
- Led the Colorado Pride (W-League) to Western Conference Championship in 2015



Trey Thompson

Assistant Coach
1st Year

- Thompson served as the volunteer coach for the Tigers during the 2022 season before being promoted to assistant coach in 2023
- Spent seven years coaching youth teams at Sereno Soccer Club, Arizona's most prestigious club for youth
- Split time as a head coach in the US Youth Soccer Olympic Development Program, where he and his teams made the Western Region finals four times, winning it in 2018 and 2019
- Named the 2019 Arizona Youth Soccer Competitive Coach of the Year
- Coached youth soccer in the Real Salt Lake-AZ and Utah Royals setup. His Utah Royals team were DPL National Champions in 2021



Seb Furness

Associate Head Coach
4th Year

- Vital staff member as he was promoted to Associate Head Coach in August 2022 after serving as an assistant coach in his first two years in Baton Rouge
- In Furness' time, the Tigers have reached the NCAA Tournament twice (2021, 2022)
- Helped LSU register six shutouts and a GAA of 0.95 in his first season in Baton Rouge
- Spent four seasons as goalkeepers coach at Colorado State (2016-19)
- Led sophomore goalkeeper Gabi McDonald (CSU) to the 10th best save percentage (.879) in the NCAA in 2019. McDonald was first keeper in CSU history to earn Mountain West First Team honors and was named to United Soccer Coaches All-Pacific Team
- Helped Colorado State lower goals allowed total of 36 in 2016 to only 15 in 2019. The Rams lowered goals allowed in each of the four seasons he was on staff
- Played the goalkeeper position at West Texas A&M from 2008-11. In 2009, his save percentage of .889



Renee Balconi

Strength & Conditioning
4th Year

- Trained a number of professional athletes during her tenure at Balconi Top Training, a company she founded in 2009
- Served as a high performance director for a number of universities and high schools over the past decade
- In the process of obtaining her master's degree in Exercise Science from Concordia University
- NCSA Certified Strength and Conditioning Specialist since 2017
- Four-year starter for the University of Cincinnati soccer team from 2000-04
- She trained current U.S. national soccer team member, Rose Lavelle, while also training athletes from the NWSL, MLS, NFL and NBA



Tiffany Hansen

Assistant Coach/Recruiting Coordinator
2nd Year

- This season marks Hansen's 16th season as a Division I assistant coach. She spent seven years at University of Michigan
- Put together the No. 6 recruiting class in all of the country in 2017, which paid dividends in Michigan's success the last five seasons
- Helped Michigan have immense success as the Wolverines advanced to the NCAA Tournament in 2015, 2019, and 2021.
- The Wolverines had a record of 18-4-3 in 2021 and advanced the quarterfinals of the NCAA Tournament.
- Prior to Michigan, Hansen was the goalkeeper coach, lead recruiter, and camp director at the University of Dayton and helped the Flyers appear in two Atlantic 10 Conference tournament championships in 2011 and 2014, and the regular season title in 2013
- Experienced working with US Soccer at the Youth Level as she served as an assistant with both the U17 and U18 WNT, while also working as a scout for US Soccer across the country
- Will work directly with LSU's goalkeepers.



Hannah Faldetta


Athletic Trainer
10th Year

- Served as LSU soccer's athletic trainer since 2014
- Graduate assistant at West Virginia University and earned her master's degree in Athletic Training
- Attended Purdue University for undergrad and graduated in 2012 with a degree in athletic training
- Studied abroad in China during her time at Purdue at the Beijing Sport University

2023 TV ROSTER



Bailey Herfurth
5-11 • Fr. • GK
Northport, N.Y.
IMG Academy



Mollee Swift
5-9 • Sr. • GK
Papillion, Neb.
UCCS/La Vista HS



Jocelyn Olivierre
5-7 • Fr. • D
Colorado Springs, Colo.
Air Academy HS




Hali Hartman
5-7 • So. • D
Grand Prairie, Texas
South Grand Prairie HS



Neveah Johnson
5-5 • Jr. • M
Arlington, Texas
Kennedale HS



Danielle Shannon
5-1 • RFr. • M
Houston, Texas
Houston Dash Academy




Maya Gordon
5-6 • Gr. • D
Fort Lauderdale, Fla.
Cypress Bay HS




Ida Hermannsdottir
5-10 • So. • M
Reykjavik, Iceland
Valur Reykjavik



Angelina Thoreson
5-5 • So. • F
Uppsala, Sweden
IK Uppsala



Laney Gonzales
5-5 • So. • F
Magnolia, Texas
Magnolia HS



Taylor Dobles
5-10 • Gr. • F
Pembroke Pines, Fla.
American Heritage School



Jordan Johnson
5-6 • Sr. • M
Denver, Colo.
Prairie View HS



Caley Swierenga
5-9 • Fr. • D
Denver, Colo.
Lutheran HS



Kelsey Major
5-5 • So. • M
New Orleans, La.
St. Mary's Dominican



Andrea Ijkcic
5-7 • Fr. • F
Littleton, Colo.
Columbine HS



Ava Galligan
6-0 • Fr. • F/M
Ashburn, Va.
Independence HS



Tori Gillis
5-7 • Jr. • M
Leesburg, Va.
Loudoun County HS



Raelyn Prince
5-5 • So. • M
Titusville, Fla.
Titusville HS



Bella Zanotelli
5-11 • Sr. • GK
Pueblo West, Colo.
Cheyenne Mountain HSS



Abby Smith
5-5 • Sr. • M
Flower Mound, Texas
Flower Mound HS



Britney Bertram
5-7 • 5YSr. • F
Slidell, La.
Stetson/Northshore HS



Brielyn Knowles
5-8 • Fr. • M
Orlando, Fla.
Windemere Prep




Jaden Humbyrd
5-5 • Jr. • M
Issaquah, Wash.
Issaquah HS




Alyson Campbell
5-6 • Fr. • GK
Boulder, Colo.
Fairview HS



Rammie Noel
5-0 • 5YSr. • F
Carencro, La.
Acadiana HS



Sarah Portis
5-6 • RSo. • D
Anaheim, Calif.
Dana Hills HS



Sage Glover
5-2 • So. • F
New Orleans, La.
North Atlanta HS



Mollie Baker
5-7 • Sr. • F
Gilbert, Ariz.
Williams Field HS

2023 ROSTER

Full Name	Position	23Height	23Class	23Exp.	Hometown	High School	Previous School(s)
Bailey Herfurth	Goalkeeper	6-0	Redshirt Freshman	1L	Northport, N.Y.	IMG Academy	
Mollee Swift	Goalkeeper	5-7	Graduate Student	3L	Papillion, Neb.	Papillion-La Vista HS	Colorado at Colorado Springs
Jocelyn Ollivierre	Defender	5-7	Sophomore	1L	Colorado Springs, Colo.	Air Academy HS	
Hali Hartman	Defender	5-7	Sophomore	TR	Grand Prairie, Texas	South Grand Prairie HS	Oklahoma
Nevaeh Johnson	Midfielder	5-5	Junior	3L	Arlington, Texas	Kennedale HS	
Danielle Shannon	Midfielder	5-1	Redshirt Freshman	1L	Houston, Texas	Houston Dash Academy	
Maya Gordon	Defender	5-6	Graduate Student	4L	Fort Lauderdale, Fla.	Cypress Bay HS	
Ida Hermannsdottir	Midfielder	5-10	Sophomore	1L	Reykjavik, Iceland	Valur Reykjavik	
Angelina Thoreson	Forward	5-5	Sophomore	1L	Uppsala, Sweden	Celsiusskolan	
Laney Gonzales	Defender	5-5	Sophomore	1L	Magnolia, Texas	Magnolia HS	
Taylor Dobles	Forward	5-9	Graduate Student	3L	Pembroke Pines, Fla.	American Heritage School	
Jordan Johnson	Midfielder	5-6	Senior	3L	Denver, Colo.	Prairie View HS	
Caley Swierenga	Defender	5-9	Freshman	HS	Denver, Colo.	Lutheran HS	
Kelsey Major	Midfielder	5-5	Sophomore	1L	New Orleans, La.	St. Mary's Dominican HS	
Andrea Ilijkic	Forward	5-7	Freshman	HS	Littleton, Colo.	Columbine HS	
Ava Galligan	Forward/Midfielder	6-0	Freshman	HS	Ashburn, Va.	Independence HS	
Tori Gillis	Midfielder	5-7	Junior	2L	Leesburg, Va.	Loudoun County HS	
Raelyn Prince	Midfielder	5-5	Sophomore	1L	Titusville, Fla.	Titusville HS	
Bella Zanotelli	Goalkeeper	5-11	Senior	3L	Pueblo West, Colo.	Cheyenne Mountain HS	
Abby Smith	Midfielder	5-7	Senior	3L	Flower Mound, Texas	Flower Mound HS	
Britney Bertram	Forward	5-6	5th-Year Senior	2L	Slidell, La.	Northshore HS	Stetson
Brielyn Knowles	Midfielder	5-8	Freshman	HS	Orlando, Fla.	Windermere Preparatory School	
Jaden Humbyrd	Midfielder	5-6	Junior	2L	Issaquah, Wash.	Issaquah HS	
Alyson Campbell	Goalkeeper	5-6	Freshman	HS	Boulder, Colo.	Fairview HS	
Rammie Noel	Forward	5-0	5th-Year Senior	4L	Carencro, La.	Acadiana HS	
Sarah Portis	Defender	5-6	Redshirt Sophomore	HS	Anaheim, Calif.	Dana Hills HS	
Sage Glover	Forward	5-2	Sophomore	1L	New Orleans, LA	North Atlanta HS	
Mollie Baker	Forward	5-7	Senior	1L	Gilbert, Ariz.	Williams Field HS	North Carolina

2023 PRONUNCIATION GUIDE

0 – Bay-lee	Her-Furth
2 – Jaw-suh-lyn	Ole-lee-vair-ay
3 – Hay-lee	Heart-man
7 – Nuh-vay-uh	Johnson
9 – My-uh	Gor-done
10 – Ee-duh	Her-mans-daw-ter
11 – An-jel-ee-nah	Thaw-sun
12 – Lane-ee	Gun-zawl-less
13 – Taylor	Doh-blez
17 – KAY-lee	SWAIR-ing-uh
19 – Un-DREY-uh	ILL-keesh
24 – Bell-uh	Zan-oh-tell-ee
26 – BREE-lin	Noles
29 – Jay-den	Hum-bird
38 – Ray-me	No-el

Sian Hudson

HEAD COACH • 4th Season



Sian (pronounced SHAWN) Hudson was named LSU's head coach on December 11, 2019. Since that date, she's helped take LSU to places its never been before. A No. 5 national ranking in the fall of 2021, the highest in program history, and she's already amassed five wins over nationally ranked teams. In only her third season as head coach of the Fighting Tigers, Hudson led her squad to the program's eighth NCAA Tournament appearance in 2022 and marked the second postseason appearance in her LSU career. The Tigers first round win over Lamar on November 11 marked Hudson's first victory in the NCAA Tournament. Last year, Hudson recorded the program's 13th ten-win season with an overall record of 10-4-7 in 2022. The Tigers shutout five opponents and recorded a draw against three ranked opponents.

Hudson and the LSU Soccer program invest in developing their players. In her time as head coach, Hudson has had six players take their talents to the next level. Shannon Cooke, Lindsie Jennings, Alesia Garcia, Brenna McPartlan, Tinaya Alexander and Athene Kuehn were coached and developed by Hudson and are now playing professionally across the world.

In three short years, Hudson and the Tigers have shattered LSU Soccer Stadium attendance records. Two of the program's top ten all-time largest crowds were under Hudson as LSU continues to be one of the top program's nationally with fan attendance, earning Top 15 status in 2021. The 2021 fall season started off about as good as it could have with the Tigers winning eight straight under the direction of Hudson. Included in those eight straight wins were triumphs over three ranked squads – No. 15 USF, No. 19 UCF, and No. 21 Arizona State. Pair those eight wins with the final three from the spring season of 2021 and LSU had won a program record 11 straight games.

LSU tallied a total of four ranked wins during the 2021 season. The aforementioned three above in an 11-day span from late August to early September, and then the biggest one of them all came in the regular season finale against No. 4 Arkansas. With LSU's season on the line, the Tigers came out with a fiery passion under Hudson on Oct. 28, 2021, as the Tigers handed the Razorbacks their first and only loss of the conference regular season with a 4-2 victory. The win solidified LSU's positioning in the SEC and NCAA Tournament and was the highest ranked win in program history.

LSU scored 40 goals on the season while only conceding 25 times in 2021; that goal differential of 15 was the highest for the program since 2009. The 40 goals were the most in program history since 2009 as well. Fourteen different players factored into the scoresheet with goals to match the program record for most individual goals scorers in a single season.

Only three months into her gig at the helm of LSU soccer in March of 2020, the COVID-19 pandemic struck and halted all of collegiate athletics, but Hudson didn't let that deter her. Fast forward five months and the LSU soccer team returned to campus and began practice for the 2020-21 season, its first under Hudson. Hudson's first win of her LSU career came on November 13, 2020, as the Tigers shutout Alabama for a 2-0 win over Alabama in the first round of the SEC Tournament in Orange Beach, Alabama. The Tigers followed that up with a 2-1 win over No. 14 Ole Miss two days later to advance to the SEC quarterfinals in their first SEC Tournament appearance under Hudson's reign.

The 2020-21 season featured fall and spring games counted towards LSU's team record and Hudson made the most of the spring with her team. She led her squad to a record of 6-1-1 in the spring of 2021 and the level of expectation within the program has risen heading into the fall of 2021. The Tigers ended the 2020-21 season with an RPI of 54.

Hudson came to LSU with nearly 20 years of coaching experience. She came to Baton Rouge after serving as the head coach at the University of Colorado at Colorado Springs for the past three seasons. During her time as head coach at UCCS, Hudson led the Mountain Lions to a 52-10-4 record. Each of those three seasons saw UCCS qualify for the NCAA Tournament, the first three appearances in school history, including a run to the national semifinals in 2017. Her win totals in each of the three seasons – 17 in 2017, 16 in 2018, and 19 in 2019 – were the three winningest seasons in program history.

Hudson earned her bachelor's in Sports Coaching Science, majoring in sport psychology from Cardiff Metropolitan University in 2002. She's graduated with her master's degree in sports coaching from the University of Denver in May of 2020.



SIAN HUDSON

HOMETOWN	Newport, Wales
EDUCATION	Cardiff Metropolitan University (2002), University of Denver (2020)
HUSBAND	Rance
CHILDREN	Olivia, Reid

COACHING CAREER

Season	School/Team	Position
2019-Pres.	LSU	Head Coach
2017-19	UCCS	Head Coach
2015-17	Colorado College	Assistant Coach
2014-15	Colorado Pride	General Manager*
2015	Colorado Pride	Head Coach*
2014	Colorado Pride	Assistant Coach*
2002-15	Pride Soccer Club	Director

*Colorado Pride was in the W-League

CAREER RECORD

Season	School/Team	Record
2023	LSU	8-6-1
2022	LSU	10-4-7
2021	LSU	11-8-1
2020-21	LSU	8-8-3
2019	UCCS	19-2-0
2018	UCCS	16-3-3
2017	UCCS	17-5-1
Total		89-36-16

SIAN HUDSON 2019-PRESENT



YEAR	OVERALL	SEC
2020-21	8-8-3	0-6-2 (7th SEC West)
2021	11-8-1	4-6 (5th SEC West)
2022	10-4-7	4-2-4 (5th SEC West)
2023	8-6-1	3-4 (CURRENT)
Totals	33-22-11	9-15-6

LSU's Record When Under Sian Hudson

Home.....	19-9-4
Away	13-14-6
Neutral.....	5-3-2

vs. Ranked Opp.	7-9-3
Leading at Half.....	26-2-2
Trailing at Half.....	3-14-4
Tied	6-8-6

Taking More Shots	22-5-3
Taking Fewer Shots.....	11-19-8
Equal Shots	3-1-0
More Corners.....	22-7-2
Less Corners.....	13-13-6
Equal Corners	0-4-4

Scoring First.....	28-3-3
Opp. Scores First	8-21-3

When Scoring Two or More Goals	29-2-4
When Scoring None	0-14-6
When Scoring One Goal.....	5-7-2
When Scoring Two Goals.....	14-2-3
When Scoring Three Goals	7-0-1
When Scoring Four Goals	4-0-0
When Scoring Five Goals	4-0-0
When Scoring Six Goals	1-0-0
When Scoring Eight Goals	1-0-0

LSU's Record Under Sian Hudson vs. SEC Opponents

Home.....	8-7-2
Away	3-11-5
Neutral.....	3-2-2

vs. Ranked Opp.	3-6-2
Leading at Half.....	7-0-1
Trailing at Half.....	2-12-2
Tied	5-7-6

Taking More Shots	5-3-1
Taking Fewer Shots.....	8-17-8
Equal Shots	1-1-0
More Corners.....	5-5-2
Less Corners.....	9-12-5
Equal Corners	0-3-2

Scoring First.....	9-1-1
Opp. Scores First	5-19-2

When Scoring Two or More Goals	12-1-2
When Scoring None	0-13-6
When Scoring One Goal.....	2-6-1
When Scoring Two Goals.....	7-1-1
When Scoring Three Goals	2-0-1
When Scoring Four Goals	3-0-0
When Scoring Five+ Goals.....	N/A

TOP 10 ATTENDANCES

- 1 **3,021**
Sept. 17, 2021 vs. Mississippi St
(LSU won 2-0)
- 2 **2,624**
Aug. 24, 2012 vs. Rice (Tied 1-1)
- 3 **2,542**
Sept. 9, 2011 vs. Oregon
(LSU won 1-0)
- 4 **2,402**
Oct. 5, 2007 vs. #6 Tennessee
(LSU won 3-0)
- 5 **2,160**
Sept. 14, 2007 vs. McNeese State
(LSU won 5-0)
- 6 **2,029**
Sept. 29, 2023 vs. Florida
(L, 0-4)
- 7 **2,004**
Sept. 22, 2022 vs. Missouri
(W, 2-1)
- 8 **1,982**
Oct. 1, 2010 vs. Alabama
(Tied 0-0)
- 9 **1,910**
Sept. 14, 2012 vs. #10 Texas A&M
(Texas A&M won 1-0)
- 10 **1,828**
Aug. 31, 2007 vs. Southern Miss
(LSU won 3-0)

The LSU Soccer Stadium saw the 2007 and 2015 seasons standing out the most with unbeaten records on the home pitch. 2007 saw the Tigers go 5-0-3 and 2015's unbeaten record at home was 8-0-4.

The impressive run with an unbeaten 5-0-3 home slate in 2007 was followed by an impressive 8-1 campaign in 2008, a 7-1-2 season in 2009, a 6-2-1 mark in 2010 and a stellar 7-1-1 season in 2011. While winning four SEC Western Division championships and making four trips to the NCAA Tournament from 2007-11, the Tigers posted a 33-5-7 record with a .811 winning percentage. They most recently finished the 2015 season unbeaten at home with an 8-0-4 mark in 12 matches played in Baton Rouge.

In fact, LSU's home performance is highlighted by a school record 18-game home unbeaten streak that came to an end on Oct. 26, 2008, with a 2-1 defeat to the No. 6-ranked Florida Gators.

2022 marked the 27th season in the life of the LSU Soccer Stadium, which was first opened on Sept. 13, 1996, when the Tigers hosted SEC rival Tennessee.

The 2021 season saw multiple record breaking moments for the Tigers. LSU had the longest winning streak in the program with eight straight victories. The soccer stadium also saw a record breaking attendance in the 2021 season. In the Tigers match against Mississippi State on September 17, a crowd of 3,021 people showed out to watch the Tigers defeat the Bulldogs 2-0 at home. The attendance marked the highest in program history. LSU averaged 1,334 fans per home match during the 2021 season to set the program record, and that average ranked as the 12th highest in the nation.

In 2022, Hudson continued to shatter LSU Soccer Stadium attendance records as she drew in the sixth largest crowd in program history against Missouri with 2,004 fans on September 22.

YEAR-BY-YEAR RESULTS LSU SOCCER STADIUM

	W	L	T
1995 *	9	2	1
1996	4	4	0
1997	0	9	0
1998	5	5	1
1999	4	6	0
2000	7	3	0
2001	5	2	1
2002	6	2	2
2003	7	2	0
2004	6	5	0
2005	5	3	0
2006	6	2	2
2007	5	0	3
2008	8	1	0
2009	7	1	2
2010	6	2	1
2011	7	1	1
2012	5	5	3
2013	4	3	2
2014	3	6	2
2015	8	0	4
2016	2	6	1
2017	6	4	1
2018	7	1	2
2019	2	5	1
2020-21	2	4	1
2021	5	2	0
2022	6	1	2
Totals	147	87	33

*The 1995 inaugural season was played on the University High field adjacent to the football practice facility

TIGER'S IN THE PRO'S

The LSU Tigers have eight former players playing professionally across the globe, six of which played under current-head coach Sian Hudson during her time at LSU. Four players play in England's top two tiers, two play for the Houston Dash together in the United States, one plays in Hungary while the final player plays in Switzerland.

The English Four

Four Englishwomen returned to their home countries following their time in the United States and currently represent clubs at the highest level. Two players currently play in the Barclay's Women's Super League, England's highest tier. Shannon Cooke is entering her second season at West Ham United after joining in January while former LSU & West Ham teammate Lucy Parker recently completed a move to Aston Villa in July.



SHANNON COOKE - DEFENDER

West Ham United Women
Time at LSU: 2018-2022



LUCY PARKER - DEFENDER

Aston Villa Women
Time at LSU: 2017-2018
Previous Clubs: West Ham (2021-2023)

The remaining two players play in the FA Women's Championship, the tier just below the WSL. Tinaya Alexander recently completed a move to the London City Lionesses on August 4th while Brenna McPartlan enters her second season with Sunderland after joining the club in the spring.



TINAYA ALEXANDER - FORWARD

London City Lionesses
Time at LSU: 2017-2021
Previous Clubs: Reading FC (2023), Montpellier (2022-23),
Washington Spirit (2022)



BRENNA MCPARTLAN - MIDFIELDER

Burnley Football Club
Time at LSU: 2021-2022

The Houston Connection

Two players currently play in the North American Soccer League, the top tier of soccer in the United States. LSU legend Allysha Chapman is in her 14th season as a professional and her 7th total as a member of the Houston Dash while Lindsy Jennings is in her first professional season after being selected by the Houston Dash in the third round of the NWSL Draft by the club in January. With the pick, Jennings became only the second player in program history to be selected in the NWSL Draft.



LINDSI JENNINGS - DEFENDER

Houston Dash
Time at LSU: 2021-2022



ALLYSHA CHAPMAN - DEFENDER

Houston Dash
Time at LSU: 2009-2011
Previous Clubs: North Carolina Courage (2018), Boston Breakers (2017), Houston Dash (2015-16), Eskilstuna United DFF (2014), IK Sirius FK (2012-13)
International: Canadian National Team

Tigers Take on Europe

Alesia Garcia had a memorable first season as a professional as she helped her club, FTC Női Labdarúgás, claim the league title in Hungary's top women's league after signing with the club in March. Athena Kuehn finished her spring in Spain with SC Huelva before signing with BSC Young Boys Frauen in Switzerland in August.



ATHENA KUEHN - MIDFIELDER

Sporting Club de Huelva
Time at LSU: 2021
Previous Clubs: SC Huelva (2022-23), FC Gintra (2022)



ALESIA GARCIA - FORWARD

FTC NŐI LABDARÚGÁS
Time at LSU: 2021-2022

TEAM SINGLE GAME RECORDS

POINTS

- 1. 32 vs. Southeastern La., 9-1-96
- 2. 27 vs. Southern, 10-31-04
- 3. 26 vs. South Alabama, 8-22-10
- 26 vs. Alabama A&M, 9-27-02
- 26 vs. Alabama A&M, 9-15-00
- 6. 25 vs. Nicholls State, 9-15-02
- 25 vs. McNeese State, 11-1-96
- 8. 24 vs. Jackson State, 8-31-03
- 9. 21 vs. Georgia, 9-25-09
- 21 vs. Centenary, 9-14-08
- 21 vs. Troy State, 9-22-02

GOALS

- 1. 12 vs. Jackson State, 8-31-03
- 2. 10 vs. Southern, 10-31-04
- 10 vs. Alabama A&M, 9-15-00
- 10 vs. Southeastern La., 9-1-96
- 5. 9 vs. Southern, 11-2-03
- 9 vs. Alabama A&M, 9-27-02
- 9 vs. Nicholls State, 9-15-02
- 9 vs. McNeese State, 11-1-96
- 9. 8 vs. South Alabama, 8-22-10
- 10. 7 vs. Arkansas-Pine Bluff, 11-13-09
- 7 vs. Alabama, 10-12-08
- 7 vs. Centenary, 9-14-08
- 7 vs. Memphis, 9-6-07
- 7 vs. McNeese State, 9-2-03
- 7 vs. Troy State, 9-22-02
- 7 vs. Loyola (N.O.), 9-11-02

GOALS IN FIRST HALF

- 1. 9 vs. Southern, 10-31-04
- 2. 6 vs. Southern, 11-2-03
- 6 vs. McNeese State, 11-1-96
- 6 vs. Tulane, 10-15-96
- 5. 5 vs. Louisiana-Monroe, 8-27-13
- 5 vs. South Alabama, 8-22-10
- 5 vs. Loyola (N.O.), 9-11-02
- 8. 4 vs. Mississippi State, 9-23-11
- 4 vs. Mississippi State, 10-18-09
- 4 vs. Tennessee, 9-27-09
- 4 vs. Centenary, 9-14-08
- 4 vs. Memphis, 9-6-07
- 4 vs. Troy State, 9-22-02
- 4 vs. Arkansas, 11-2-01
- 4 vs. Alabama A&M, 9-15-00
- 4 vs. Nicholls State, 9-17-99
- 4 vs. Jacksonville State, 9-21-96
- 4 vs. Southeastern La., 9-1-96
- 4 vs. Memphis, 9-15-95

GOALS IN SECOND HALF

- 1. 10 vs. Jackson State, 8-31-03
- 2. 7 vs. Nicholls State, 9-15-02
- 3. 6 vs. Alabama A&M, 9-27-02
- 6 vs. Alabama A&M, 9-15-00
- 6 vs. Southeastern La., 9-1-96
- 6. 5 vs. Arkansas-Pine Bluff, 11-13-09
- 5 vs. McNeese State, 9-2-03
- 8. 4 vs. Mississippi State, 10-17-10
- 4 vs. Georgia, 9-25-09
- 4 vs. Alabama, 10-12-08
- 4 vs. Houston, 9-3-06
- 4 vs. Sam Houston State, 9-1-06
- 4 vs. Auburn-Montgomery, 9-23-01
- 4 vs. South Alabama, 9-3-98
- 4 vs. Arkansas-Little Rock, 10-29-95

ASSISTS

- 1. 12 vs. Southeastern La., 9-1-96
- 2. 10 vs. South Alabama, 8-22-10
- 3. 9 vs. Georgia, 9-25-09
- 4. 8 vs. Louisiana-Monroe, 8-27-13
- 8 vs. Alabama A&M, 9-27-02
- 6. 7 vs. Mississippi Valley State, 8-18-17
- 7 vs. Northwestern State, 8-29-14
- 7 vs. Centenary, 9-14-08
- 7 vs. Southern, 10-31-04
- 7 vs. Troy State, 9-22-02
- 7 vs. Nicholls State, 9-15-02
- 7 vs. McNeese State, 11-1-96
- 7 vs. Jacksonville State, 9-21-96

GOALS AGAINST

- 1. 11 vs. Florida, 9-24-99
- 2. 10 vs. Florida, 9-26-97
- 3. 9 vs. Arkansas, 10-26-97
- 4. 8 vs. South Carolina, 9-26-99
- 5. 7 vs. eight opponents
- (most recently vs. San Diego, 9-5-99)

GOALS AGAINST IN FIRST HALF

- 1. 5 vs. Florida, 9-24-99
- 5 vs. Florida, 9-26-97
- 5 vs. Duke, 9-8-19
- 4. 4 vs. Georgia, 10-26-01
- 4 vs. South Carolina, 9-26-99
- 4 vs. SMU, 9-7-97
- 4 vs. Ole Miss, 10-27-19

GOALS AGAINST IN SECOND HALF

- 1. 7 vs. Arkansas, 10-26-97
- 2. 6 vs. Florida, 9-24-99
- 3. 5 vs. several opponents

TOTAL POINTS AGAINST

- 1. 47 vs. Florida, 9-24-99
- 2. 32 vs. South Carolina, 9-26-99
- 3. 30 vs. Florida, 9-26-97
- 4. 25 vs. Arkansas, 10-26-97
- 5. 21 vs. Maryland, 10-30-98
- 21 vs. Clemson, 10-1-98

TEAM SINGLE SEASON RECORDS

POINTS

- 1. 168 (62g, 44a), 1996
- 2. 162 (56g, 50a), 2009
- 3. 159 (57g, 45a), 2002
- 4. 144 (49g, 46a), 2008
- 5. 143 (56g, 31a), 2003
- 6. 128 (43g, 42a), 2007
- 7. 127 (50g, 27a), 2000
- 8. 115 (41g, 33a), 2022
- 9. 112 (40g, 32a), 2015
- 10. 109 (34g, 41a), 2011
- 11. 107 (35g, 37a), 2006

GOALS

- 1. 62, 1996
- 2. 57, 2002
- 3. 56, 2009
- 56, 2003
- 5. 50, 2000
- 6. 49, 2008
- 7. 43, 2007
- 8. 41, 2022
- 41, 1995

- 9. 40, 2015
- 10. 35, 2006

ASSISTS

- 1. 50, 2009
- 2. 46, 2008
- 3. 45, 2002
- 4. 44, 1996
- 5. 42, 2007
- 6. 41, 2011
- 7. 37, 2006
- 8. 35, 2013
- 9. 33, 2022
- 10. 32, 2015
- 11. 31, 2003

SHOTS

- 1. 412, 2002
- 2. 402, 2007
- 3. 365, 2003
- 4. 361, 2009
- 5. 358, 2006
- 6. 355, 2018

- 7. 324, 2000
- 8. 294, 2011
- 9. 293, 2008
- 10. 284, 2004

SAVES

- 1. 194, 1999
- 2. 167, 1998
- 3. 129, 1997
- 4. 127, 2019
- 5. 119, 2012
- 6. 114, 1995
- 7. 111, 2018
- 8. 104, 2014
- 9. 100, 1996
- 10.. 99, 2007

GOALS AGAINST

- 1. 16, 2010
- 16, 2002
- 3. 17, 2008
- 4. 18, 2009
- 5. 20, 2020-21
- 6. 22, 2000

- 7. 25, 2018
- 7, 2008
- 8. 26, 2006
- 7, 2001
- 9.. 27, 2012
- 7, 1996
- 27, 2007
- 7, 1995

WINS

- 1. 15, 2009
- 15, 2000
- 3. 14, 2008
- 4. 13, 2018
- 13, 2015
- 13, 2011
- 7. 12, 2007
- 12, 2002

SHUTOUTS

- 1. 12, 2009
- 2. 10, 2018
- 10, 2007
- 10, 2000
- 5. 9, 2010
- 9, 2002
- 7. 8, 2011
- 8. 7, 2016

INDIVIDUAL SINGLE GAME RECORDS

POINTS

- 10 - Stacy Bishop vs. Jackson State, 8-31-03 (5g)
- 10 - Jackie Cooper vs. McNeese State, 11-1-96 (4g, 2a)
- 8 - Mandy Heintz vs. Troy State, 9-22-02 (4g)
- 8 - Mandy Heintz vs. Loyola (N.O.), 9-11-02 (4g)
- 8 - Jackie Cooper vs. Memphis, 10-5-96 (4g)
- 8 - Jackie Cooper vs. Southeastern La., 9-1-96 (3g, 2a)
- 7 - Addie Eggleston vs. South Alabama, 8-22-10 (2g, 3a)
- 7 - Malorie Rutledge vs. Alabama, 10-12-08 (3g, 1a)
- 7 - Rachel Cohen vs. Southern, 11-2-03 (3g, 1a)
- 10.6 - Alex Thomas vs. Missouri, 10-26-18 (3g)
- 6 - Jorian Baucom vs. Lamar, 9-18-16 (3g)
- 6 - Summer Clarke vs. Arkansas, 10-4-13 (3g)
- 6 - Malorie Rutledge vs. Arkansas-Pine Bluff, 11-13-09 (3g)
- 6 - Charlie Banks vs. Georgia, 9-25-09 (3g)
- 6 - Michelle Makasini vs. Centenary, 9-14-08 (3g)
- 6 - Rachel Yepez vs. Memphis, 9-6-07 (3g)
- 6 - Michelle Makasini vs. South Alabama, 9-15-06 (3g)
- 6 - Melissa Clarke vs. Houston, 9-3-06 (2g, 2a)
- 6 - Artie Brown vs. Southern, 10-31-04 (2g, 2a)
- 6 - Artie Brown vs. McNeese State, 9-2-03 (3g)
- 6 - Danielle Keith vs. Alabama A&M, 9-27-02 (3g)
- 6 - Artie Brown vs. McNeese State, 8-31-01 (3g)
- 6 - Kara Dean vs. Louisiana-Monroe, 8-27-00 (3g)
- 6 - Kristen Hogan vs. Southeastern La., 10-8-98 (3g)
- 6 - Jessica Powers vs. Tulane, 10-15-96 (3g)

GOALS

- 5 - Stacy Bishop vs. Jackson State, 8-31-03
- 4 - Mandy Heintz vs. Troy State, 9-22-02
- 4 - Mandy Heintz vs. Loyola (N.O.), 9-11-02
- 4 - Jackie Cooper vs. McNeese State, 11-1-96
- 4 - Jackie Cooper vs. Memphis, 10-5-96
- 3 - Alex Thomas vs. Missouri, 10-26-18
- 3 - Jorian Baucom vs. Lamar, 9-18-16
- 3 - Summer Clarke vs. Arkansas, 10-4-13
- 3 - Malorie Rutledge vs. Arkansas-Pine Bluff, 11-13-09
- 3 - Charlie Banks vs. Georgia, 9-25-09
- 3 - Malorie Rutledge vs. Alabama, 10-12-08
- 3 - Michelle Makasini vs. Centenary, 9-14-08
- 3 - Rachel Yepez vs. Memphis, 9-6-07
- 3 - Michelle Makasini vs. South Alabama, 9-15-06
- 3 - Rachel Cohen vs. Southern, 11-2-03
- 3 - Artie Brown vs. McNeese State, 9-2-03
- 3 - Danielle Keith vs. Alabama A&M, 9-27-02
- 3 - Artie Brown vs. McNeese State, 8-31-01
- 3 - Kara Dean vs. Louisiana-Monroe, 8-27-00
- 3 - Kristen Hogan vs. Southeastern La., 10-8-98
- 3 - Jessica Powers vs. Tulane, 10-15-96
- 3 - Jackie Cooper vs. Southeastern La., 9-1-96

ASSISTS

- 3 - Natalia Gomez-Junco vs. Western Kentucky, 8-28-15
- 3 - Emma Fletcher vs. Arkansas, 10-4-13
- 3 - Addie Eggleston vs. South Alabama, 8-22-10
- 3 - Malorie Rutledge vs. Arkansas, 10-30-09
- 3 - Malorie Rutledge vs. Mississippi State, 10-26-08
- 3 - Malorie Rutledge vs. Memphis, 9-6-07
- 3 - Caroline Vanderpool vs. Jackson State, 9-11-05
- 3 - Rachel Cohen vs. Auburn-Montgomery, 9-23-01
- 3 - Ashley Mitnick vs. Troy State, 8-25-00
- 3 - Amy Mason vs. McNeese State, 11-1-96

SAVES

- 17 - Bonnie Otilio vs. Oklahoma, 10-3-99
- 17 - Emma Grace Goldman vs. Georgia, 9-26-19
- 16 - Sara Krupa vs. SMU, 10-31-99
- 16 - Shelli Montevirgen vs. Georgia, 9-15-96
- 15 - Megan Kinneman vs. Georgia, 9-30-12
- 14 - Valerie Vogler vs. Texas, 9-18-07
- 14 - Bryna Warnock vs. Ole Miss, 9-12-99
- 14 - Elizabeth Swinson vs. Tulane, 10-6-98
- 14 - Elizabeth Swinson vs. New Mexico, 9-5-98
- 13 - Megan Kinneman vs. Texas A&M, 10-31-13
- 13 - Robyn DesOrmeaux vs. Texas, 9-14-03

INDIVIDUAL SINGLE SEASON RECORDS

POINTS

- 56 - Jackie Cooper (24g, 8a), 1996
- 50 - Mandy Heintz (23g, 4a), 2002
- 38 - Malorie Rutledge (13g, 12a), 2009
- 36 - Malorie Rutledge (9g, 18a), 2008
- 32 - Jorian Baucom (15g, 2a), 2015
- 32 - Kara Dean (15g, 2a), 2000
- 31 - Rachel Yepez (14g, 3a), 2007
- 31 - Artie Brown (14g, 3a), 2004
- 30 - Taryne Boudreau (12g, 6a), 2011
- 29 - Melissa Clarke (12g, 5a), 2009
- 29 - Michelle Makasini (11g, 7a), 2006
- 29 - Artie Brown (13g, 3a), 2003
- 29 - Stacy Bishop (12g, 5a), 2003

GOALS

- 24 - Jackie Cooper, 1996
- 23 - Mandy Heintz, 2002
- 15 - Jorian Baucom, 2015
- 15 - Kara Dean, 2000
- 14 - Rachel Yepez, 2007
- 14 - Artie Brown, 2004
- 13 - Malorie Rutledge, 2009
- 13 - Artie Brown, 2003
- 12 - Taryne Boudreau, 2011
- 12 - Melissa Clarke, 2009
- 12 - Stacy Bishop, 2003
- 12 - Jackie Cooper, 1995

GAME-WINNING GOALS

- 9 - Mandy Heintz, 2002
- 7 - Jackie Cooper, 1996
- 6 - Taryne Boudreau, 2011
- 6 - Malorie Rutledge, 2009
- 6 - Kara Dean, 2000
- 5 - Jorian Baucom, 2015
- 5 - Michelle Makasini, 2006
- 4 - Jorian Baucom, 2016
- 4 - Melissa Clarke, 2009
- 4 - Malorie Rutledge, 2008
- 4 - Artie Brown, 2004
- 4 - Stacy Bishop, 2003
- 4 - Ana Mendoza, 1995

ASSISTS

- 18 - Malorie Rutledge, 2008
- 12 - Emma Fletcher, 2013
- 12 - Malorie Rutledge, 2009
- 12 - Malorie Rutledge, 2007
- 10 - Natalie Martineau, 2011
- 10 - Stephanie Keating, 2002
- 9 - Angelina Thoreson, 2022
- 8 - Addie Eggleston, 2010
- 8 - Michelle McKinney, 1996

- 8 - Jackie Cooper, 1996
- 7 - Tinaya Alexander, 2017
- 7 - Natalia Gomez-Junco, 2015
- 7 - Charlie Banks, 2011
- 7 - Rachel Yepez, 2009
- 7 - Roslyn Jones, 2007
- 7 - Taryne Boudreau, 2007
- 7 - Michelle Makasini, 2006
- 7 - Stacy Bishop, 2004
- 7 - Stephanie Keating, 2003
- 7 - Rachel Cohen, 2002
- 7 - Ashley Mitnick, 2000
- 7 - Amy Mason, 1996

SHOTS

- 98 - Jackie Cooper, 1996
- 92 - Stacy Bishop, 2004
- 87 - Michelle Makasini, 2006
- 84 - Taryne Boudreau, 2011
- 83 - Mandy Heintz, 2002
- 81 - Adrienne Richardson, 2018
- 80 - Stacy Bishop, 2003
- 75 - Jackie Cooper, 1995
- 71 - Summer Clarke, 2013
- 69 - Jorian Baucom, 2015
- 69 - Michelle Makasini, 2007
- 69 - Stephanie Keating, 2002

SHOTS ON GOAL

- 43 - Stacy Bishop, 2003
- 42 - Artie Brown, 2004
- 39 - Jorian Baucom, 2015
- 39 - Michelle Makasini, 2006
- 39 - Stacy Bishop, 2004
- 39 - Mandy Heintz, 2002
- 36 - Taryne Boudreau, 2011
- 35 - Melissa Clarke, 2009
- 35 - Artie Brown, 2003
- 33 - Adrienne Richardson, 2018
- 32 - Michelle Makasini, 2007
- 32 - Rachel Yepez, 2007
- 32 - Stephanie Keating, 2002

SAVES

- 128 - Aja Lanclos, 1997
- 117 - Megan Kinneman, 2012
- 111 - Elizabeth Swinson, 1998
- 109 - Caroline Brockmeier, 2018
- 108 - Emma Grace Goldman, 2019
- 96 - Valerie Vogler, 2007
- 95 - Megan Kinneman, 2013
- 93 - Caroline Brockmeier, 2016
- 88 - Catalina Rubiano, 2015
- 86 - Bonnie Otilio, 2000

GOALS AGAINST AVERAGE (MINIMUM 500 MINUTES)

- 0.66 - Megan Kinneman (10 GA, 1,361 min.), 2010
- 0.72 - Mo Isom (18 GA, 2,245 min.), 2009
- 0.82 - Mo Isom (17 GA, 1,855 min.), 2008
- 0.83 - Mo Isom (6 GA, 650 min.), 2010
- 0.86 - Robyn DesOrmeaux (16 GA, 1,683 min.), 2002
- 0.95 - Mollee Swift (16 GA, 1,513 min.), 2020**
- 0.98 - Caroline Brockmeier (25 GA, 2,303 min.), 2018
- 1.02 - Valerie Vogler (26 GA, 2,299 min.), 2007
- 1.07 - Mo Isom (21 GA, 1,767 min.), 2011
- 1.08 - Bonnie Otilio (18 GA, 1,505 min.), 2000

WINS

- 15 - Mo Isom, 2009
- 14 - Mo Isom, 2008
- 13 - Caroline Brockmeier, 2018
- 13 - Catalina Rubiano, 2015
- 13 - Mo Isom, 2011
- 12 - Valerie Vogler, 2007
- 12 - Bonnie Otilio, 2000
- 11 - Mollee Swift, 2021**
- 11 - Robyn DesOrmeaux, 2002
- 11 - Shelli Montevirgen, 1996
- 10 - Robyn DesOrmeaux, 2003
- 9 - Megan Kinneman, 2013
- 9 - Stephanie Keating, 2012

SHUTOUTS

- 12.0 - Mo Isom, 2009
- 9.0 - Valerie Vogler, 2007
- 8.0 - Mo Isom, 2011
- 7.5 - Bonnie Otilio, 2000
- 7.0 - Caroline Brockmeier, 2016
- 7.0 - Caroline Brockmeier, 2017
- 7.0 - Mo Isom, 2008

INDIVIDUAL CAREER RECORDS

GAMES PLAYED

- 97 - Chiara Ritchie-Williams, 2017-2021
- 94 - Shannon Cooke, 2018-2022
- 91 - Melissa Clarke, 2005-09
- 90 - Rammie Noel, 2019-present**
90 - Taryne Boudreau, 2007-11
- 89 - Alex Arlitt, 2011-15
- 88 - Nikki Bush, 2006-09
88 - Chelsea Potts, 2006-09
88 - Malorie Rutledge, 2006-09
- 87 - Carlie Banks, 2009-12
87 - Kellie Murphy, 2008-11
- 84 - Addie Eggleston, 2010-13
- 83 - Alex Thomas, 2015-18
83 - Alex Ramsey, 2010-13
83 - Rachel Yepez, 2006-09

GAMES STARTED

- 94 - Chiara Ritchie Williams, 2017-2021
- 88 - Malorie Rutledge, 2006-09
- 87 - Alex Arlitt, 2011-15
87 - Taryne Boudreau, 2007-11
87 - Melissa Clarke, 2005-09
- 86 - Shannon Cooke, 2018-2022
86 - Chelsea Potts, 2006-09
- 83 - Alex Thomas, 2015-18
- 81 - Alex Ramsey, 2010-13
81 - Nikki Bush, 2006-09
- 80 - Jordane Carvery, 2014-17
- 79 - Ashley Mitnick, 1999-2002
79 - Leigh McGovern, 1999-2002

POINTS

- 102 - Malorie Rutledge (28g, 46a), 2006-09
- 90 - Artie Brown (40g, 10a), 2001-04
- 85 - Rachel Yepez (33g, 19a), 2006-09
- 81 - Jackie Cooper (36g, 9a), 1995-96
- 73 - Jorian Baucom, 33g, 7a), 2014-16
- 70 - Melissa Clarke (25g, 20a), 2006-09
- 69 - Summer Clarke (28g, 23a), 2013-16
- 68 - Michelle Makasini (27g, 14a), 2006-08
- 66 - Roslyn Jones (25g, 16a), 2005-08
- 64 - Tinaya Alexander (21g, 22a), 2017-2021

GOALS

- 40 - Artie Brown, 2001-04
- 36 - Jackie Cooper, 1995-96
- 33 - Jorian Baucom, 2014-16
33 - Rachel Yepez, 2006-09
- 28 - Malorie Rutledge, 2006-09
- 27 - Summer Clarke, 2013-16
27 - Michelle Makasini, 2006-08
27 - Mandy Heintz, 1999-2002
- 25 - Melissa Clarke, 2006-09
25 - Roslyn Jones, 2005-08

GAME-WINNING GOALS

- 12 - Malorie Rutledge, 2006-09
- 11 - Mandy Heintz, 1999-2002
- 10 - Jorian Baucom, 2014-16
- 9 - Melissa Clarke, 2005-09
9 - Michelle Makasini, 2006-08
9 - Jackie Cooper, 1995-96
- 8 - Roslyn Jones, 2005-08
- 7 - Taryne Boudreau, 2007-11
7 - Rachel Yepez, 2006-09
7 - Stacy Bishop, 2003-04

ASSISTS

- 46 - Malorie Rutledge, 2006-09
- 22 - Tinaya Alexander, 2017-2021
Rachel Cohen, 2000-03
- 20 - Melissa Clarke, 2005-09
- 19 - Addie Eggleston, 2010-13
19 - Taryne Boudreau, 2007-11
19 - Rachel Yepez, 2006-09
- 18 - Ashley Mitnick, 1999-2002
- 17 - Stephanie Keating, 2002-03
- 16 - Roslyn Jones, 2005-08

SHOTS

- 219 - Rachel Yepez, 2006-09
- 213 - Melissa Clarke, 2005-09
- 200 - Taryne Boudreau, 2007-11
200 - Malorie Rutledge, 2006-09
- 198 - Summer Clarke, 2013-16
198 - Michelle Makasini, 2006-08
- 183 - Artie Brown, 2001-04
- 174 - Tinaya Alexander, 2017-2021
- 173 - Jackie Cooper, 1995-96
- 172 - Stacy Bishop, 2003-04
- 167 - Jorian Baucom, 2014-16

SHOTS ON GOAL

- 108 - Rachel Yepez, 2006-09
- 92 - Michelle Makasini, 2006-08
- 91 - Melissa Clarke, 2006-09
- 90 - Artie Brown, 2001-04
- 87 - Taryne Boudreau, 2007-11
- 86 - Tinaya Alexander, 2017-2021
- 83 - Malorie Rutledge, 2006-09
- 82 - Stacy Bishop, 2003-04
- 80 - Jorian Baucom, 2014-16
- 77 - Summer Clarke, 2013-16

SAVES

- 287 - Caroline Brockmeier, 2016-18
287 - Mollee Swift, 2020-present
- 284 - Megan Kinneman, 2010-13
- 235 - Mo Isom, 2008-11
- 221 - Bonnie Otilio, 1999-2001
- 210 - Valerie Vogler, 2004-07

- 183 - Robyn DesOrmeaux, 2000-04
- 128 - Aja Lanclos, 1997
- 117 - Catalina Rubiano, 2014-15
- 113 - Shelli Montevirgen, 1995-96

WINS

- 43 - Mo Isom, 2008-11
- 33 - Mollee Swift, 2020-present**
- 28 - Caroline Brockmeier, 2016-18
28 - Robyn DesOrmeaux, 2000-04
- 24 - Megan Kinneman, 2010-13
- 21 - Valerie Vogler, 2004-07
- 19 - Bonnie Otilio, 1999-2001
- 15 - Caroline Brockmeier, 2016-Present
15 - Shelli Montevirgen, 1995-96
- 13 - Catalina Rubiano, 2014-15
- 11 - Jackie Moseley, 2005-08

SHUTOUTS

- 30.0 - Mo Isom, 2008-11
- 24.0 - Caroline Brockmeier, 2016-18
- 17.0 - Megan Kinneman, 2010-13
- 16.0 - Mollee Swift, 2020-present**
- 15.0 - Valerie Vogler, 2004-07
15.0 - Bonnie Otilio, 1999-2001
- 13.5 - Robyn DesOrmeaux, 2000-04
- 7.0 - Caroline Brockmeier, 2016-present
- 6.5 - Shelli Montevirgen, 1995-96
- 6.0 - Catalina Rubiano, 2014-15
6.0 - Jackie Moseley, 2005-08

GOALS AGAINST AVERAGE (MINIMUM 1,000 MINUTES)

- 0.86 - Mo Isom (62 GA, 6,518 min.), 2008-11
- 1.13 - Valerie Vogler (60 GA, 4,764 min.), 2004-07
- 1.19 - Caroline Brockmeier (75 GA, 5,686 min.), 2016-18
- 1.22 - Megan Kinneman (75 GA, 5,517 min.), 2010-13
- 1.30 - Mollee Swift (89 GA, 6,207 min), 2020-present**
- 1.33 - Jackie Moseley (35 GA, 2,375 min.), 2005-08
- 1.43 - Catalina Rubiano (42 GA, 2,641 min.), 2014-15
- 1.44 - Robyn DesOrmeaux (73 GA, 4,551 min.), 2000-04
- 1.51 - Caroline Brockmeier (29 GA, 1,730 min.), 2016-present
- 1.53 - Lily Alfeld (23 GA, 1,351 min.), 2014-present
- 1.56 - Shelli Montevirgen (36 GA, 2,072 min.), 1995-96

MISC. RECORDS

FASTEST GOAL SCORED TO OPEN MATCH

0:21 by Artie Brown vs. Alabama, 10-24-03

FASTEST GOAL AGAINST TO OPEN MATCH

1:18 by Genna Gorman, Tennessee, 10-9-05

FASTEST TWO GOALS SCORED

0:14 apart by Ashley Mitnick and Rachel Cohen vs. Alabama, 10-13-00, and Roslyn Jones and Rachel Yepez vs. Memphis, 9-6-07

FASTEST TWO GOALS SCORED BY SAME PLAYER

0:38 apart by Melissa Clarke vs. Arkansas, 10-31-08

FASTEST TWO GOALS AGAINST

0:28 by Tennessee, 10-3-08

FASTEST THREE GOALS SCORED

2:14 apart by Michelle Makasini, Rachel Yepez and Michelle Makasini vs. Centenary, 9-14-08

FASTEST THREE GOALS AGAINST

2:19 apart vs. Clemson, 10-2-98

LONGEST SPAN WITHOUT ALLOWING A GOAL

597 minutes - Started in the 90th minute at Florida State on 9-8-02. Ended in 57th minute at Ole Miss, 10-8-02.

LONGEST SPAN WITHOUT SCORING A GOAL

580minutes - Started in the 66th minute versus Samford (Sept. 1, 2019). Ended in 86th minute vs. Georgia (Sept. 26, 2019).

OPONENT HISTORY



OPPONENT	RECORD	FIRST GAME	LAST GAME
Alabama	9-14-6	1995 - Alabama, 2-0	2022 - Alabama, 5-0
Alabama A&M	3-0	2000 - LSU, 10-1	2002 - LSU, 9-0
Arizona	1-2-0	2015 - LSU, 2-0	2021 - LSU, 2-0
Arizona State	1-1	2019 - ASU, 1-0	2021 - LSU, 5-2
Arkansas	15-11-4	1995 - LSU, 2-1	2022 - Draw, 0-0
Arkansas-Little Rock	2-1	1995 - LSU, 5-0	1997 - UALR, 2-0
Auburn	8-20-4	1995 - LSU, 2-1	2022 - Draw, 0-0
Auburn-Montgomery	1-0	2001 - LSU, 4-1	2001 - LSU, 4-1
Austin Peay	1-0	2017 - LSU, 3-1	2017 - LSU, 3-1
Ball State	0-0-1	2015 - Draw, 1-1	2015 - Draw, 1-1
Baylor	1-0	2020 - LSU, 1-0	2020 - LSU, 1-0
Belmont	1-0	2005 - LSU, 2-0	2005 - LSU, 2-0
Birmingham Southern	1-0-1	2003 - LSU, 3-0	2005 - Draw, 1-1
Boston University	1-0	2018 - Draw, 0-0	2018 - Draw, 0-0
Butler	1-0	2016 - LSU, 2-1	2016 - LSU, 2-1
BYU	2-1-1	2008 - LSU, 4-1	2014 - LSU, 4-3
Centenary	2-1	1995 - Centenary, 4-0	2008 - LSU, 7-0
Central Florida	1-1-2	2009 - Draw, 0-0	2022 - Draw, 1-1
Clemson	0-1	1998 - Clemson, 7-0	1998 - Clemson, 7-0
Cincinnati	1-1	2017 - LSU, 1-0	2018 - Cincinnati, 2-1
Colgate	1-1	2016 - Colgate, 2-1	2017 - LSU, 3-0
College of Charleston	2-0	2007 - LSU, 4-0	2016 - LSU, 1-0
Colorado	0-2-1	1996 - Colorado, 2-1	2004 - Colorado, 4-1
Colorado College	0-1	1997 - CC 3-0	1997 - CC, 3-0
Coastal Carolina	1-0	2003 - LSU, 2-1	2003 - LSU, 2-1
Creighton	0-2	1996 - Creighton, 3-1	1997 - Creighton, 2-1
Dallas Baptist	0-1	2020 - DBU, 2-1	2020 - DBU, 2-1
Davidson	0-1	2007 - Davidson, 3-0	2007 - Davidson, 3-0
Dayton	0-1	2004 - Dayton, 3-0	2004 - Dayton, 3-0
Duke	1-2-1	2009 - Draw, 2-2	2019 - Duke, 6-0
Embry-Riddle	1-0	2000 - LSU, 2-0	2000 - LSU, 2-0
Florida	2-20-2	1995 - Florida, 7-0	2021 - Florida, 4-0
Florida International	0-0-1	2012 - Draw, 0-0	2012 - Draw, 0-0
Florida State	1-3-1	1995 - Draw, 1-1	2022 - Florida State, 4-1
George Washington	1-1	2016 - GW, 3-1	2017 - LSU, 2-0
Georgia	7-11-4	1996 - Georgia, 3-1	2021 - Draw, 0-0
Grambling	1-0	2022 - LSU, 3-1	2022 - LSU, 3-1
Houston	3-0-1	2006 - LSU, 6-1	2012 - LSU, 2-0
Illinois	0-1	2010 - Illinois, 1-0	2010 - Illinois, 1-0
Illinois State	1-0	1996 - LSU, 5-0	1996 - LSU, 5-0
Indiana	2-0	2015 - LSU, 4-0	2016 - LSU, 3-0
Jackson State	2-0	2003 - LSU, 12-0	2005 - LSU, 4-0
Jacksonville State	1-0	1996 - LSU, 5-1	1996 - LSU, 5-1
James Madison	0-1	2019 - JMU, 1-0	2019 - JMU, 1-0
Kansas	0-1	1995 - Kansas, 2-1	1995 - Kansas, 2-1
Kentucky	9-13-2	1995 - Kentucky, 4-0	2022 - LSU, 3-2
Lamar	4-0	2016 - LSU, 4-0	2022 - LSU, 3-1
Liberty	2-0	2017 - LSU, 1-0	2018 - LSU, 1-0
Louisiana-Lafayette	10-0	2000 - LSU, 4-0	2021 - LSU, 5-0
Louisiana-Monroe	5-0-1	1999 - LSU, 5-0	2021 - LSU, 6-0
Louisiana Tech	2-0	2007 - LSU, 2-0	2013 - LSU, 1-0
Loyola-Chicago	1-0	2008 - LSU, 2-1	2008 - LSU, 2-1
Loyola (Md.)	1-0	2003 - LSU, 2-0	2003 - LSU, 2-0
Loyola (N.O.)	1-0	2002 - LSU, 7-0	2002 - LSU, 7-0
Maryland	0-1	1998 - Maryland, 7-0	1998 - Maryland, 7-0
Marquette	1-1	2014 - Marquette, 2-1	2015 - LSU, 5-1
Md.-Baltimore County	1-0	1995 - LSU, 2-1	1995 - LSU, 2-1

OPPONENT	RECORD	FIRST GAME	LAST GAME
McNeese State	9-1	1996 - LSU, 9-0	2019 - LSU, 1-0
Memphis	4-4	1995 - LSU, 5-0	2021 - Memphis, 3-0
Miami (Fla.)	1-1	2002 - Miami, 1-0	2007 - LSU, 4-1
Minnesota	1-1	2013 - Minnesota, 2-1	2015 - LSU, 1-0
Mississippi State	21-3-3	1995 - LSU, 2-0	2022 - MSU, 3-2
Mississippi Valley State	1-0-0	2017 - LSU, 5-0	2017 - LSU, 5-0
Missouri	7-2-1	2012 - LSU, 3-1	2022 - LSU, 2-1
Navy	1-1	2006 - Navy, 2-0	2019 - LSU, 1-0 (2OT)
New Mexico	0-0-1	1998 - Draw, 2-2	1998 - Draw, 2-2
Nicholls	6-1	1999 - LSU, 6-0	2014 - LSU, 3-0
North Carolina	0-2	2009 - UNC, 1-0	2019 - UNC, 1-0
North Carolina State	0-3	1997 - NC State, 2-0	2012 - NC State, 2-1
North Texas	0-2	1995 - North Texas, 4-2	1998 - North Texas, 3-0
Northwestern	1-0	2008 - LSU, 2-0	2008 - LSU, 2-0
Northwestern State	4-0-1	1998 - LSU, 2-0	2015 - Draw, 1-1
Ohio State	0-1	2004 - Ohio State, 4-0	2004 - Ohio State, 4-0
Oklahoma	5-0-1	1996 - LSU, 2-0	2012 - LSU, 1-0 (2OT)
Oklahoma State	0-2	1999 - OK State, 3-1	2000 - OK State, 2-0
Ole Miss	13-13-5	1995 - LSU, 2-0	2022 - Draw, 0-0 (OM advanced on PK's)
Oregon	2-1	2005 - Oregon, 2-0	2015 - LSU, 2-0
Oregon State	0-1	2005 - OSU, 2-1 (OT)	2005 - OSU, 2-1 (OT)
Pepperdine	0-0-2	2011 - Draw, 1-1	2022 - Draw, 2-2
Princeton	1-0	2022 - LSU, 2-0	2022 - LSU, 2-0
Rice	1-2-1	2011 - Rice, 1-0 (2OT)	2014 - Rice, 1-0
Rutgers	0-1	2022 - Rutgers, 3-2	2022 - Rutgers, 3-2
Sam Houston State	2-0	2006 - LSU, 6-0	2021 - LSU, 8-0
Samford	2-0-1	2007 - LSU, 1-0 (2OT)	2019 - Draw, 2-2
San Diego	1-1	1999 - San Diego, 7-0	2022 - LSU, 4-1
Saint Mary's	0-1	1997 - St. Mary's, 3-0	1997 - St. Mary's, 3-0
San Francisco	0-1	1997 - SF, 3-1	1997 - SF, 3-1
South Alabama	7-5	1995 - S. Ala., 2-1 (OT)	2020 - LSU, 2-1
South Carolina	5-11-6	1995 - LSU, 1-0	2021 - LSU, 4-0
South Florida	2-0	2009 - LSU, 2-1	2021 - LSU, 2-1
Southeastern La.	6-1	1995 - LSU, 5-0	2021 - LSU, 2-0
Southern	3-0	2003 - LSU, 9-0	2005 - LSU, 4-0
Southern California	1-1	2013 - LSU, 1-0	2018 - USC, 2-0
Southern Methodist	0-3	1997 - SMU, 7-0	2006 - SMU, 2-0
Southern Miss	6-0	2006 - LSU, 2-1	2022 - LSU, 3-1
Stephen F. Austin	6-1-1	1995 - LSU, 6-0	2022 - LSU, 5-0
Stetson	2-0	2000 - LSU, 2-0	2018 - LSU, 2-0
Tennessee	4-14-5	1996 - Tennessee, 4-2	2022 - Draw, 0-0
Texas	0-3-1	2001 - Texas, 4-0	2007 - Draw, 2-2
Texas A&M	0-12-2	2009 - Draw, 1-1	2022 - Draw, 2-2
Texas Christian	1-2-1	1998 - LSU, 3-0	2014 - TCU, 2-0
Texas State	1-0	2018 - LSU, 2-0	2018 - LSU, 2-0
Texas Tech	3-1	1995 - Texas Tech, 2-1	2020 - LSU, 1-0
Troy	3-0	2000 - LSU, 4-0	2014 - LSU, 2-0
Tulane	3-3-1	1996 - LSU, 6-2	2004 - LSU, 2-1 (OT)
Vanderbilt	8-13-3	1995 - Vanderbilt, 6-0	2022 - LSU, 2-1
Villanova	0-3	2006 - Nova, 1-0 (2OT)	2019 - Nova, 1-0
Virginia Tech	0-2	2010 - VT, 1-0	2016 - VT, 1-0
Wake Forest	0-2	1998 - Wake Forest, 5-0	2010 - Wake Forest, 3-1
Washington	0-1	2008 - Wash., 3-2 (OT)	2008 - Wash., 3-2 (OT)
Western Kentucky	2-0	2015 - LSU, 4-1	2016 - LSU, 1-0
Wyoming	1-0	2004 - LSU, 1-0	2004 - LSU, 1-0



2023-24 LSU Women's Soccer
Overall Team Statistics
All games

Page 1/1
as of Oct 14, 2023

Game Records

Overall	Conference	Home	Away	Neutral
8 - 6 - 1	3 - 4 - 0	6 - 2 - 1	2 - 4 - 0	0 - 0 - 0

Team statistics

	LSU	OPP
SHOT STATISTICS		
Goals-Shot attempts	29-224	22-152
Goals scored per game	1.93	1.47
Shot pct.	.129	.145
Shots on goal-Attempts	99-224	75-152
SOG pct.	.442	.493
Shots/Game	14.9	10.1
Assists	28	16
GOAL BREAKDOWN		
Total Goals	29	22
Penalty	3	2
Unassisted	-	-
Overtime	0	0
Goals scored average	1.93	1.47
CORNER KICKS	79	53
PENALTY KICKS	3-3	2-2
OFFSIDES	39	27
PENALTIES		
Fouls	146	130
Yellow cards	14	9
Red cards	0	0
ATTENDANCE		
Total	7216	11777
Dates/Avg Per Date	9/802	6/1963
Neutral Site #/Avg	0/0	-

Goals by Periods

Team	1st	2nd	OT1	OT2	TOTAL
LSU	12	17	0	0	29
Opponents	10	12	0	0	22

Corners by Periods

Team	1st	2nd	OT1	OT2	TOTAL
LSU	30	49	0	0	79
Opponents	26	27	0	0	53

Shots by Periods

Team	1st	2nd	OT1	OT2	TOTAL
LSU	101	123	0	0	224
Opponents	84	68	0	0	152

Fouls by Periods

Team	1st	2nd	OT1	OT2	TOTAL
LSU	65	81	0	0	146
Opponents	59	71	0	0	130

Saves by Periods

Team	1st	2nd	OT1	OT2	TOTAL
LSU	37	16	0	0	53
Opponents	30	40	0	0	70

Offsides by Periods

Team	1st	2nd	OT1	OT2	TOTAL
LSU	26	13	0	0	39
Opponents	14	13	0	0	27

2023 SEASON STATS

Game Records

Overall	Conference	Home	Away	Neutral
8 - 6 - 1	3 - 4 - 0	6 - 2 - 1	2 - 4 - 0	0 - 0 - 0

Team Box Score

No.	Player	GP-GS	MIN	G	A	PTS	SH	SH%	SOG	SOG%	YC	RC	GWG	PK-ATT	FG	OT	HAT	GTG	FOUL
13	Dobles, Taylor	15-9	755	5	0	10	19	.263	13	.684	0	0	1	0-0	3	0	0	0	12
10	Hermannsdottir, Ida	15-11	789	4	2	10	25	.160	11	.440	1	0	1	1-1	0	0	0	0	10
71	Baker, Mollie	15-15	1113	3	4	10	52	.058	22	.423	0	0	1	0-0	1	0	0	0	9
38	Noel, Rammie	15-12	969	3	3	9	10	.300	4	.400	2	0	1	0-0	1	0	0	0	13
20	Galligan, Ava	15-12	941	2	5	9	27	.074	9	.333	0	0	1	0-0	1	0	0	1	5
50	Glover, Sage	14-7	577	4	0	8	14	.286	8	.571	3	0	3	0-0	1	0	0	0	11
18	Major, Kelsey	15-0	471	2	2	6	11	.182	4	.364	0	0	0	0-0	0	0	0	0	4
27	Bertram, Britney	14-7	463	2	0	4	9	.222	6	.667	0	0	0	0-0	0	0	0	0	4
1	Swift, Mollee	15-15	1279	2	0	4	3	.667	3	1.000	0	0	0	2-2	0	0	0	0	0
23	Prince, Raelyn	12-1	340	1	2	4	15	.067	4	.267	1	0	0	0-0	0	0	0	0	4
15	Johnson, Jordan	10-7	550	1	2	4	10	.100	3	.300	0	0	0	0-0	0	0	0	0	7
8	Shannon, Danielle	15-12	917	0	2	2	8	.000	1	.125	3	0	0	0-0	0	0	0	0	17
17	Swierenga, Caley	12-6	645	0	2	2	3	.000	2	.667	0	0	0	0-0	0	0	0	0	3
12	Gonzales, Laney	12-2	437	0	1	1	3	.000	3	1.000	0	0	0	0-0	0	0	0	0	5
21	Gillis, Tori	13-6	602	0	1	1	3	.000	1	.333	0	0	0	0-0	0	0	0	0	6
9	Gordon, Maya	15-15	1155	0	1	1	2	.000	1	.500	1	0	0	0-0	0	0	0	0	11
2	Ollivierre, Jocelyn	15-13	1029	0	1	1	1	.000	0	.000	0	0	0	0-0	0	0	0	0	1
7	Johnson, Nevaeh	15-7	666	0	0	0	4	.000	2	.500	1	0	0	0-0	0	0	0	0	15
29	Humbyrd, Jaden	12-2	414	0	0	0	4	.000	2	.500	2	0	0	0-0	0	0	0	0	9
25	Smith, Abby	3-0	41	0	0	0	1	.000	0	.000	0	0	0	0-0	0	0	0	0	0
24	Zanotelli, Bella	3-0	72	0	0	0	0	.000	0	.000	0	0	0	0-0	0	0	0	0	0
28	Knowles, Brielyn	3-0	76	0	0	0	0	.000	0	.000	0	0	0	0-0	0	0	0	0	0
3	Hartman, Hali	13-6	555	0	0	0	0	.000	0	.000	0	0	0	0-0	0	0	0	0	0
39	Portis, Sarah	2-0	14	0	0	0	0	.000	0	.000	0	0	0	0-0	0	0	0	0	0
Total		15	-	29	28	86	224	.129	99	.442	14	0	-	3-3	7	0	0	-	146
Opponents		15	-	22	16	60	152	.145	75	.493	9	0	-	2-2	8	0	0	-	130

			Goal Average			Saves		Record			
No.	Goalie	GP-GS	MINS	GA	GA AVG	SAVES	PCT	W	L	T	SHO/CBO
1	Swift, Mollee	15-15	1278:27	22	1.55	49	.690	8	6	1	1/2
24	Zanotelli, Bella	3-0	71:33	0	0.00	0	.000	0	0	0	0/2
TM	TEAM	-	00:00	0	0.00	4	1.000	0	0	0	2/0
Total		15	1350:00	22	1.47	53	.707	8	6	1	3
Opponents		15	1350:00	29	1.93	70	.707	6	8	1	5

Goals by Periods

Team	1st	2nd	OT1	OT2	TOTAL
LSU	12	17	0	0	29
Opponents	10	12	0	0	22

Corners by Periods

Team	1st	2nd	OT1	OT2	TOTAL
LSU	30	49	0	0	79
Opponents	26	27	0	0	53

Shots by Periods

Team	1st	2nd	OT1	OT2	TOTAL
LSU	101	123	0	0	224
Opponents	84	68	0	0	152

Fouls by Periods

Team	1st	2nd	OT1	OT2	TOTAL
LSU	65	81	0	0	146
Opponents	59	71	0	0	130

Saves by Periods

Team	1st	2nd	OT1	OT2	TOTAL
LSU	37	16	0	0	53
Opponents	30	40	0	0	70

Attendance Summary

	LSU	Opponents
Total	7216	11777
Dates/Avg Per Date	9 / 802	6 / 1963
Neutral Site #/Avg	0 / 0	

2023 SEASON STATS

Team Results

	Date	Opponent		Score	Overall	Conf	Att.	Goals Scored
	08/17/2023	South Fla.	L	0-1	0-1-0	0-0-0	1258	-
	08/20/2023	Southern Miss.	W	4-1	1-1-0	0-0-0	344	Baker, Mollie Baker, Mollie Hermannsdottir, Ida Hermannsdottir, Ida
	08/24/2023	at Texas	W	3-1	2-1-0	0-0-0	1795	Dobles, Taylor Dobles, Taylor Hermannsdottir, Ida
	08/27/2023	Southern U.	W	5-0	3-1-0	0-0-0	672	Bertram, Britney Baker, Mollie Noel, Rammie Johnson, Jordan Glover, Sage
	08/31/2023	at Wisconsin	L	0-3	3-2-0	0-0-0	743	-
	09/03/2023	Tex. A&M-Commerce	W	6-0	4-2-0	0-0-0	579	Glover, Sage Noel, Rammie Prince, Raelyn Major, Kelsey Major, Kelsey Bertram, Britney
	09/07/2023	Pepperdine	T	2-2	4-2-1	0-0-0	0	Hermannsdottir, Ida Galligan, Ava
	09/10/2023	Northwestern St.	W	2-1	5-2-1	0-0-0	508	Dobles, Taylor Dobles, Taylor
*	09/15/2023	at Ole Miss	L	0-1	5-3-1	0-1-0	1231	-
*	09/21/2023	at Georgia	W	3-2	6-3-1	1-1-0	1250	Noel, Rammie Glover, Sage Swift, Mollee
*	09/24/2023	Mississippi St.	W	2-1	7-3-1	2-1-0	794	Swift, Mollee Glover, Sage
*	09/29/2023	Florida	L	0-4	7-4-1	2-2-0	2029	-
*	10/05/2023	at South Carolina	L	0-1	7-5-1	2-3-0	5780	-
*	10/08/2023	Tennessee	W	1-0	8-5-1	3-3-0	1032	Galligan, Ava
*	10/13/2023	at Alabama	L	1-4	8-6-1	3-4-0	978	Dobles, Taylor

Team Record	W-L-T
Overall:	8-6-1
Conference:	3-4-0
Home:	6-2-1
Away:	2-4-0
Neutral:	0-0-0
Overtime:	0-0-0

Attendance	Dates	Total	Avg.
Total:	15	18993	1266
Home:	9	7216	802
Away:	6	11777	1963
Neutral:	0	0	0

2023 SEASON STATS

Date	Opponent	Score	Att.
08/17/2023	South Fla.	L 0-1	1258
08/20/2023	Southern Miss.	W 4-1	344
08/24/2023	at Texas	W 3-1	1795
08/27/2023	Southern U.	W 5-0	672
08/31/2023	at Wisconsin	L 0-3	743
09/03/2023	Tex. A&M-Commerce	W 6-0	579
09/07/2023	Pepperdine	T 2-2	0
09/10/2023	Northwestern St.	W 2-1	508
* 09/15/2023	at Ole Miss	L 0-1	1231
* 09/21/2023	at Georgia	W 3-2	1250
* 09/24/2023	Mississippi St.	W 2-1	794
* 09/29/2023	Florida	L 0-4	2029
* 10/05/2023	at South Carolina	L 0-1	5780
* 10/08/2023	Tennessee	W 1-0	1032
* 10/13/2023	at Alabama	L 1-4	978

Team statistics

	LSU	OPP
SHOT STATISTICS		
Goals-Shot attempts	29-224	22-152
Goals scored per game	1.93	1.47
Shot pct.	.129	.145
Shots on goal-Attempts	99-224	75-152
SOG pct.	.442	.493
Shots/Game	14.9	10.1
Assists	28	16
GOAL BREAKDOWN		
Total Goals	29	22
Penalty	3	2
Unassisted	-	-
Overtime	0	0
Goals scored average	1.93	1.47
CORNER KICKS	79	53
PENALTY KICKS	3-3	2-2
OFFSIDES	39	27
PENALTIES		
Fouls	146	130
Yellow cards	14	9
Red cards	0	0
ATTENDANCE		
Total	7216	11777
Dates/Avg Per Date	9/802	6/1963
Neutral Site #/Avg	0/0	-

Record	Overall	Home	Away	Neutral
All Games	8-6-1	6-2-1	2-4-0	0-0-0
Conference	3-4-0	2-1-0	1-3-0	0-0-0
Non-Conference	5-2-1	4-1-1	1-1-0	0-0-0

#	Player	GP	G	A	PTS	SH	SH%	SOG	SOG%	GWG	PK-ATT
13	Dobles, Taylor	15	5	0	10	19	.263	13	.684	1	0-0
10	Hermannsdottir, Ida	15	4	2	10	25	.160	11	.440	1	1-1
71	Baker, Mollie	15	3	4	10	52	.058	22	.423	1	0-0
38	Noel, Rammie	15	3	3	9	10	.300	4	.400	1	0-0
20	Galligan, Ava	15	2	5	9	27	.074	9	.333	1	0-0
50	Glover, Sage	14	4	0	8	14	.286	8	.571	3	0-0
18	Major, Kelsey	15	2	2	6	11	.182	4	.364	0	0-0
27	Bertram, Britney	14	2	0	4	9	.222	6	.667	0	0-0
1	Swift, Mollee	15	2	0	4	3	.667	3	1.000	0	2-2
23	Prince, Raelyn	12	1	2	4	15	.067	4	.267	0	0-0
15	Johnson, Jordan	10	1	2	4	10	.100	3	.300	0	0-0
8	Shannon, Danielle	15	0	2	2	8	.000	1	.125	0	0-0
17	Swierenga, Caley	12	0	2	2	3	.000	2	.667	0	0-0
12	Gonzales, Laney	12	0	1	1	3	.000	3	1.000	0	0-0
21	Gillis, Tori	13	0	1	1	3	.000	1	.333	0	0-0
9	Gordon, Maya	15	0	1	1	2	.000	1	.500	0	0-0
2	Ollivierre, Jocelyn	15	0	1	1	1	.000	0	.000	0	0-0
7	Johnson, Nevaeh	15	0	0	0	4	.000	2	.500	0	0-0
29	Humbyrd, Jaden	12	0	0	0	4	.000	2	.500	0	0-0
25	Smith, Abby	3	0	0	0	1	.000	0	.000	0	0-0
24	Zanotelli, Bella	3	0	0	0	0	.000	0	.000	0	0-0
28	Knowles, Brielyn	3	0	0	0	0	.000	0	.000	0	0-0
3	Hartman, Hali	13	0	0	0	0	.000	0	.000	0	0-0
39	Portis, Sarah	2	0	0	0	0	.000	0	.000	0	0-0
Total		15	29	28	86	224	.129	99	.442	-	3-3
Opponents		15	22	16	60	152	.145	75	.493	-	2-2

##	Goalie	GP	MIN.	GA	GA AVG	SAVES	PCT	W-L-T	SHO/CBO
1	Swift, Mollee	15	1278:27	22	1.55	49	.690	8-6-1	1/2
24	Zanotelli, Bella	3	71:33	0	0.00	0	.000	0-0-0	0/2
TM	TEAM	-	00:00	0	0.00	4	1.000	0-0-0	2/0
Total		15	1350:00	22	1.47	53	.707	8-6-1	3
Opponents		15	1350:00	29	1.93	70	.707	6-8-1	5

Goals by Periods

Team	1st	2nd	OT1	OT2	TOTAL
LSU	12	17	0	0	29
Opponents	10	12	0	0	22

Shots by Periods

Team	1st	2nd	OT1	OT2	TOTAL
LSU	101	123	0	0	224
Opponents	84	68	0	0	152

Saves by Periods

Team	1st	2nd	OT1	OT2	TOTAL
LSU	37	16	0	0	53
Opponents	30	40	0	0	70

Corners by Periods

Team	1st	2nd	OT1	OT2	TOTAL
LSU	30	49	0	0	79
Opponents	26	27	0	0	53

Fouls by Periods

Team	1st	2nd	OT1	OT2	TOTAL
LSU	65	81	0	0	146
Opponents	59	71	0	0	130

2023 CAREER INDIVIDUAL STATS



0 Bailey Hurfurth

Goalkeeper
Redshirt Freshman
Northport, N.Y.
IMG Academy



1 Mollee Swift

Goalkeeper
Graduate Student
Papillion, Nebraska
University of Colorado at Colorado Springs/Papillion-La Vista HS

SWIFT, Mollee

SEASON	TEAM	GP-GS	Min.	G	A	Pts	Shot	Shot%	SOG	SOG%	GW	PK-Att
2019-20	UCCS	19 - 18	1539:11	0	1	1	0	.000	0	.000	0	0 - 0
2020-21	LSU	17 - 17	1512:52	0	0	0	0	.000	0	.000	0	0 - 0
2021-22	LSU	20 - 20	1722:46	1	0	2	1	1.000	1	1.000	1	1 - 1
2022-23	LSU	19 - 19	1693:13	1	0	2	1	1.000	1	1.000	1	1 - 1
2023-24	LSU	15 - 15	1278:27	2	0	4	3	.667	3	1.000	0	2 - 2
TOTAL FOR LSU		71 - 71	6207:18	4	0	8	5	.800	5	1.000	2	4 - 4
TOTAL		90 - 89	7746:29	4	1	9	5	.800	5	1.000	2	4 - 4

SEASON	TEAM	GP-GS	Minutes	GA	GAAvg	Saves	Save%	W	L	T	SHO/CBO
2019-20	UCCS	19 - 18	1539:11	10	0.59	45	.818	16	2	0	6/3
2020-21	LSU	17 - 17	1512:52	16	0.96	80	.833	7	6	3	4/1
2021-22	LSU	20 - 20	1722:46	24	1.26	81	.771	11	8	1	6/2
2022-23	LSU	19 - 19	1693:13	27	1.44	77	.740	7	4	7	5/1
2023-24	LSU	15 - 15	1278:27	22	1.55	49	.690	8	6	1	1/2
TOTAL FOR LSU		71 - 71	6207:18	89	1.3	287	.763	33	24	12	16/6
TOTAL		90 - 89	7746:29	99	1.16	332	.770	49	26	12	22/9

Single Game Highs

Statistic	Value	
Points	2	4 times
Goals	1	4 times
Assists	1	vs Regis (CO) 11/03/19
Shots	1	5 times
Saves	10	vs Alabama 11/13/20



2 Jocelyn Ollivierre

Defender

Sophomore

Colorado Springs, Colo.

Air Academy HS

OLLIVIERRE, Jocelyn

SEASON	TEAM	GP-GS	Min.	G	A	Pts	Shot	Shot%	SOG	SOG%	GW	PK-Att
2022-23	LSU	20 - 6	939:19	0	0	0	2	.000	1	.500	0	0 - 0
2023-24	LSU	15 - 13	1028:09	0	1	1	1	.000	0	.000	0	0 - 0
TOTAL		35 - 19	1967:29	0	1	1	3	.000	1	.333	0	0 - 0

Single Game Highs

Statistic	Value	
Points	1	vs Northwestern St. 09/10/23
Assists	1	vs Northwestern St. 09/10/23
Shots	1	vs Grambling 09/02/22, at Texas A&M 10/06/22, at Alabama 10/13/23



3 Hali Hartman

Defender

Sophomore

Grand Prairie, Texas

Oklahoma/South Grand Prairie HS

HARTMAN, Hali

SEASON	TEAM	GP-GS	Min.	G	A	Pts	Shot	Shot%	SOG	SOG%	GW	PK-Att
2023-24	LSU	13 - 6	554:38	0	0	0	0	.000	0	.000	0	0 - 0
TOTAL		13 - 6	554:38	0	0	0	0	.000	0	.000	0	0 - 0



7 Nevaeh Johnson

Midfielder

Junior

Arlington, Texas

Kennedale HS

JOHNSON, Nevaeh

SEASON	TEAM	GP-GS	Min.	G	A	Pts	Shot	Shot%	SOG	SOG%	GW	PK-Att
2021-22	LSU	5 - 0	96:25	0	1	1	1	.000	1	1.000	0	0 - 0
2022-23	LSU	2 - 0	12:58	0	0	0	0	.000	0	.000	0	0 - 0
2023-24	LSU	15 - 7	665:50	0	0	0	4	.000	2	.500	0	0 - 0
TOTAL		22 - 7	775:13	0	1	1	5	.000	3	.600	0	0 - 0

Single Game Highs

Statistic	Value	
Points	1	vs Sam Houston 08/22/21
Assists	1	vs Sam Houston 08/22/21
Shots	1	5 times



8 Danielle Shannon

Midfielder

Redshirt Freshman

Houston, Texas

Houston Dash Academy

SHANNON, Danielle

SEASON	TEAM	GP-GS	Min.	G	A	Pts	Shot	Shot%	SOG	SOG%	GW	PK-Att
2022-23	LSU	5 - 2	199:20	0	0	0	1	.000	0	.000	0	0 - 0
2023-24	LSU	15 - 12	916:27	0	2	2	8	.000	1	.125	0	0 - 0
TOTAL		20 - 14	1115:47	0	2	2	9	.000	1	.111	0	0 - 0

Single Game Highs

Statistic	Value	
Points	1	vs Southern Miss. 08/20/23, vs Northwestern St. 09/10/23
Assists	1	vs Southern Miss. 08/20/23, vs Northwestern St. 09/10/23
Shots	2	at Ole Miss 09/15/23



9 Maya Gordon

Defender

Graduate Student

Fort Lauderdale, Fla.

Cypress Bay HS

GORDON, Maya

SEASON	TEAM	GP-GS	Min.	G	A	Pts	Shot	Shot%	SOG	SOG%	GW	PK-Att
2019-20	LSU	10 - 8	671:15	0	0	0	1	.000	0	.000	0	0 - 0
2020-21	LSU	17 - 14	1439:49	0	0	0	3	.000	2	.667	0	0 - 0
2021-22	LSU	20 - 19	1342:27	0	1	1	2	.000	1	.500	0	0 - 0
2022-23	LSU	19 - 18	1321:31	0	1	1	4	.000	0	.000	0	0 - 0
2023-24	LSU	15 - 15	1154:30	0	1	1	2	.000	1	.500	0	0 - 0
TOTAL		81 - 74	5929:32	0	3	3	12	.000	4	.333	0	0 - 0

Single Game Highs

Statistic	Value	
Points	1	vs Sam Houston 08/22/21, at Southern Miss. 09/04/22, vs Southern U. 08/27/23
Assists	1	vs Sam Houston 08/22/21, at Southern Miss. 09/04/22, vs Southern U. 08/27/23
Shots	2	vs Ole Miss 10/30/22



10 Ida Hermannsdottir

Midfielder

Sophomore

Reykjavik, Iceland

Valur Reykjavik

HERMANNSDOTTIR, Ida

SEASON	TEAM	GP-GS	Min.	G	A	Pts	Shot	Shot%	SOG	SOG%	GW	PK-Att
2022-23	LSU	19 - 16	1254:38	7	2	16	23	.304	16	.696	2	1 - 1
2023-24	LSU	15 - 11	788:41	4	2	10	25	.160	11	.440	1	1 - 1
TOTAL		34 - 27	2043:19	11	4	26	48	.229	27	.563	3	2 - 2

Single Game Highs

Statistic	Value	
Points	4	vs Grambling 09/02/22, vs Southern Miss. 08/20/23
Goals	2	vs Grambling 09/02/22, vs Southern Miss. 08/20/23
Assists	1	4 times
Shots	5	vs Tex. A&M-Commerce 09/03/23



11 Angelina Thoreson

Forward

Sophomore

Uppsala, Sweden

IK Uppsala

THORESON, Angelina

SEASON	TEAM	GP-GS	Min.	G	A	Pts	Shot	Shot%	SOG	SOG%	GW	PK-Att
2022-23	LSU	21 - 17	1240:15	1	9	11	29	.034	13	.448	1	0 - 0
TOTAL		21 - 17	1240:15	1	9	11	29	.034	13	.448	1	0 - 0

Single Game Highs

Statistic	Value	
Points	2	at Princeton 09/08/22
Goals	1	at Princeton 09/08/22
Assists	1	9 times
Shots	5	at Rutgers 09/11/22



12 Laney Gonzales

Defender

Sophomore

Magnolia, Texas

Magnolia HS

GONZALES, Laney

SEASON	TEAM	GP-GS	Min.	G	A	Pts	Shot	Shot%	SOG	SOG%	GW	PK-Att
2022-23	LSU	15 - 0	369:46	0	1	1	6	.000	1	.167	0	0 - 0
2023-24	LSU	12 - 2	436:09	0	1	1	3	.000	3	1.000	0	0 - 0
TOTAL		27 - 2	805:55	0	2	2	9	.000	4	.444	0	0 - 0

Single Game Highs

Statistic	Value	
Points	1	vs Grambling 09/02/22, vs Tex. A&M-Commerce 09/03/23
Assists	1	vs Grambling 09/02/22, vs Tex. A&M-Commerce 09/03/23
Shots	2	vs Grambling 09/02/22



13 Taylor Dobles

Forward

RS Senior

Pembroke Pines, Florida

American Heritage

DOBLES, Taylor

SEASON	TEAM	GP-GS	Min.	G	A	Pts	Shot	Shot%	SOG	SOG%	GW	PK-Att
2020-21	LSU	18 - 14	1057:53	3	2	8	18	.167	10	.556	1	0 - 0
2021-22	LSU	19 - 1	463:00	0	0	0	7	.000	2	.286	0	0 - 0
2022-23	LSU	21 - 9	880:37	2	2	6	12	.167	6	.500	1	0 - 0
2023-24	LSU	15 - 9	754:51	5	0	10	19	.263	13	.684	1	0 - 0
TOTAL		73 - 33	3156:22	10	4	24	56	.179	31	.554	3	0 - 0

Statistic	Value	
Points	4	4 times
Goals	2	4 times
Assists	1	4 times
Shots	3	5 times



15 Jordan Johnson

Midfielder

Senior

Denver, Colorado

Prairie View HS

JOHNSON, Jordan

SEASON	TEAM	GP-GS	Min.	G	A	Pts	Shot	Shot%	SOG	SOG%	GW	PK-Att
2020-21	LSU	17 - 5	627:22	0	0	0	12	.000	6	.500	0	0 - 0
2021-22	LSU	14 - 3	430:35	1	1	3	9	.111	3	.333	0	0 - 0
2022-23	LSU	20 - 2	617:47	1	1	3	17	.059	8	.471	0	0 - 0
2023-24	LSU	10 - 7	549:27	1	2	4	10	.100	3	.300	0	0 - 0
TOTAL		61 - 17	2225:10	3	4	10	48	.063	20	.417	0	0 - 0

Single Game Highs

Statistic	Value	
Points	3	vs Southern U. 08/27/23
Goals	1	vs Southern Miss. 08/19/21, vs SFA 08/18/22, vs Southern U. 08/27/23
Assists	1	4 times
Shots	3	5 times



17 Caley Swierenga

Defender

Freshman

Denver, Colorado

Lutheran HS

SWIERENGA, Caley

SEASON	TEAM	GP-GS	Min.	G	A	Pts	Shot	Shot%	SOG	SOG%	GW	PK-Att
2023-24	LSU	12 - 6	644:05	0	2	2	3	.000	2	.667	0	0 - 0
TOTAL		12 - 6	644:05	0	2	2	3	.000	2	.667	0	0 - 0

Single Game Highs

Statistic	Value	
Points	2	vs Tex. A&M-Commerce 09/03/23
Assists	2	vs Tex. A&M-Commerce 09/03/23
Shots	1	vs Tex. A&M-Commerce 09/03/23, vs Northwestern St. 09/10/23, at Ole Miss 09/15/23



18 Kelsey Major

Midfielder

Redshirt Freshman

New Orleans, La.

St. Mary's Dominican HS

MAJOR, Kelsey

SEASON	TEAM	GP-GS	Min.	G	A	Pts	Shot	Shot%	SOG	SOG%	GW	PK-Att
2023-24	LSU	15 - 0	470:49	2	2	6	11	.182	4	.364	0	0 - 0
TOTAL		15 - 0	470:49	2	2	6	11	.182	4	.364	0	0 - 0

Single Game Highs

Statistic	Value	
Points	4	vs Tex. A&M-Commerce 09/03/23
Goals	2	vs Tex. A&M-Commerce 09/03/23
Assists	1	vs Southern Miss. 08/20/23, vs Mississippi St. 09/24/23
Shots	4	vs Tex. A&M-Commerce 09/03/23



19 Andrea Ilijkic

Forward

Freshman

Littleton, Colo.

Columbine HS



20 Ava Galligan

Forward/Midfielder

Freshman

Ashburn, Va.

Independence HS

GALLIGAN, Ava

SEASON	TEAM	GP-GS	Min.	G	A	Pts	Shot	Shot%	SOG	SOG%	GW	PK-Att
2023-24	LSU	15 - 12	940:20	2	5	9	27	.074	9	.333	1	0 - 0
TOTAL		15 - 12	940:20	2	5	9	27	.074	9	.333	1	0 - 0

Single Game Highs

Statistic	Value	
Points	3	vs Pepperdine 09/07/23
Goals	1	vs Pepperdine 09/07/23, vs Tennessee 10/08/23
Assists	1	5 times
Shots	6	vs Tennessee 10/08/23



21 Tori Gillis

Midfielder

Junior

Leesburg, Va.

Loudon County HS

GILLIS, Tori

SEASON	TEAM	GP-GS	Min.	G	A	Pts	Shot	Shot%	SOG	SOG%	GW	PK-Att
2022-23	LSU	2 - 0	14:42	0	0	0	0	.000	0	.000	0	0 - 0
2023-24	LSU	13 - 6	601:08	0	1	1	3	.000	1	.333	0	0 - 0
TOTAL		15 - 6	615:50	0	1	1	3	.000	1	.333	0	0 - 0

Single Game Highs

Statistic	Value	
Points	1	vs Pepperdine 09/07/23
Assists	1	vs Pepperdine 09/07/23
Shots	1	at Wisconsin 08/31/23, at Georgia 09/21/23, vs Mississippi St. 09/24/23



23 Raelyn Prince

Midfielder

Sophomore

Titusville, Fla.

Titusville HS

PRINCE, Raelyn

SEASON	TEAM	GP-GS	Min.	G	A	Pts	Shot	Shot%	SOG	SOG%	GW	PK-Att
2022-23	LSU	18 - 5	661:23	2	2	6	18	.111	7	.389	1	0 - 0
2023-24	LSU	12 - 1	339:02	1	2	4	15	.067	4	.267	0	0 - 0
TOTAL		30 - 6	1000:25	3	4	10	33	.091	11	.333	1	0 - 0

Single Game Highs

Statistic	Value	
Points	3	at San Diego 08/28/22, vs Tex. A&M-Commerce 09/03/23
Goals	1	at San Diego 08/28/22, vs Missouri 09/22/22, vs Tex. A&M-Commerce 09/03/23
Assists	1	4 times
Shots	4	at Ole Miss 09/15/23



24 Bella Zanolli

Goalkeeper

Senior

Pueblo West, Colo.

Cheyenne Mountain HS

ZANOTELLI, Bella

SEASON	TEAM	GP-GS	Min.	G	A	Pts	Shot	Shot%	SOG	SOG%	GW	PK-Att
2020-21	LSU	4 - 2	270:00	0	0	0	0	.000	0	.000	0	0 - 0
2021-22	LSU	2 - 0	63:52	0	0	0	0	.000	0	.000	0	0 - 0
2022-23	LSU	6 - 2	216:47	0	0	0	0	.000	0	.000	0	0 - 0
2023-24	LSU	3 - 0	71:33	0	0	0	0	.000	0	.000	0	0 - 0
TOTAL		15 - 4	622:12	0	0	0	0	.000	0	.000	0	0 - 0

SEASON	TEAM	GP-GS	Minutes	GA	GAAvg	Saves	Save%	W	L	T	SHO/CBO
2020-21	LSU	4 - 2	270:00	4	1.34	9	.692	1	2	0	1/1
2021-22	LSU	2 - 0	63:52	1	1.41	2	.667	0	0	0	0/1
2022-23	LSU	6 - 2	216:47	2	0.84	5	.714	3	0	0	0/1
2023-24	LSU	3 - 0	71:33	0	0	0	.000	0	0	0	0/2
TOTAL		15 - 4	622:12	7	1.02	16	.696	4	2	0	1/5

Single Game Highs

Statistic	Value	
Saves	4	vs Missouri 09/22/22



25 Abby Smith

Midfielder

Senior

Flower Mound, Texas

Flower Mound HS

SMITH, Abby

SEASON	TEAM	GP-GS	Min.	G	A	Pts	Shot	Shot%	SOG	SOG%	GW	PK-Att
2020-21	LSU	5 - 0	144:52	0	0	0	4	.000	2	.500	0	0 - 0
2022-23	LSU	2 - 0	14:06	0	0	0	0	.000	0	.000	0	0 - 0
2023-24	LSU	3 - 0	40:15	0	0	0	1	.000	0	.000	0	0 - 0
TOTAL		10 - 0	199:13	0	0	0	5	.000	2	.400	0	0 - 0

Single Game Highs

Statistic	Value	
Shots	4	vs Southern U. 03/05/21



27 Britney Bertram

Forward

Graduate Student

Slidell, Louisiana

Northshore HS

BERTRAM, Britney

SEASON	TEAM	GP-GS	Min.	G	A	Pts	Shot	Shot%	SOG	SOG%	GW	PK-Att
2019-20	Stet	12 - 6	602:22	0	1	1	12	.000	3	.250	0	0 - 0
2020-21	Stet	9 - 6	578:08	1	1	3	9	.111	4	.444	0	0 - 0
2022-23	LSU	8 - 0	140:17	0	0	0	1	.000	1	1.000	0	0 - 0
2023-24	LSU	14 - 7	462:18	2	0	4	9	.222	6	.667	0	0 - 0
TOTAL FOR LSU		22 - 7	602:35	2	0	4	10	.200	7	.700	0	0 - 0
TOTAL		43 - 19	1783:05	3	2	8	31	.097	14	.452	0	0 - 0

Single Game Highs

Statistic	Value	
Points	2	at Jacksonville 02/28/21, vs Southern U. 08/27/23, vs Tex. A&M-Commerce 09/03/23
Goals	1	at Jacksonville 02/28/21, vs Southern U. 08/27/23, vs Tex. A&M-Commerce 09/03/23
Assists	1	vs Rollins 08/25/19, vs Ga. Southern 02/13/21
Shots	3	vs Ga. Southern 09/05/19



28 Brielyn Knowles

Midfielder

Freshman

Orlando, Fla.

Windermere Preparatory School

KNOWLES, Brielyn

SEASON	TEAM	GP-GS	Min.	G	A	Pts	Shot	Shot%	SOG	SOG%	GW	PK-Att
2023-24	LSU	3 - 0	75:53	0	0	0	0	.000	0	.000	0	0 - 0
TOTAL		3 - 0	75:53	0	0	0	0	.000	0	.000	0	0 - 0



29 Jaden Humbyrd

Midfielder

Junior

Issaquah, Washington

Issaquah HS

HUMBYRD, Jaden

SEASON	TEAM	GP-GS	Min.	G	A	Pts	Shot	Shot%	SOG	SOG%	GW	PK-Att
2022-23	LSU	14 - 6	464:02	0	0	0	3	.000	1	.333	0	0 - 0
2023-24	LSU	12 - 2	413:42	0	0	0	4	.000	2	.500	0	0 - 0
TOTAL		26 - 8	877:44	0	0	0	7	.000	3	.429	0	0 - 0

Single Game Highs

Statistic	Value	
Shots	3	vs Northwestern St. 09/10/23



32 Alyson Campbell

Goalkeeper
Freshman
Boulder, Colo.
Fairview HS



38 Rammie Noel

Defender
Graduate Student
Lafayette, La.
Acadiana HS

NOEL, Rammie

SEASON	TEAM	GP-GS	Min.	G	A	Pts	Shot	Shot%	SOG	SOG%	GW	PK-Att
2019-20	LSU	18 - 15	1387:03	1	1	3	8	.125	5	.625	0	0 - 0
2020-21	LSU	19 - 14	1322:04	1	0	2	10	.100	6	.600	0	0 - 0
2021-22	LSU	20 - 13	1144:25	3	3	9	6	.500	4	.667	0	0 - 0
2022-23	LSU	19 - 18	1116:16	1	2	4	7	.143	3	.429	0	0 - 0
2023-24	LSU	15 - 12	968:58	3	3	9	10	.300	4	.400	1	0 - 0
TOTAL		91 - 72	5938:47	9	9	27	41	.220	22	.537	1	0 - 0

Single Game Highs

Statistic	Value	
Points	2	10 times
Goals	1	9 times
Assists	2	at South Fla. 08/26/21
Shots	4	vs Mississippi St. 10/24/19



39 Sarah Portis

Defender
Redshirt Sophomore
Anaheim, Calif.
Dana Hills HS

PORTIS, Sarah

SEASON	TEAM	GP-GS	Min.	G	A	Pts	Shot	Shot%	SOG	SOG%	GW	PK-Att
2023-24	LSU	2 - 0	13:37	0	0	0	0	.000	0	.000	0	0 - 0
TOTAL		2 - 0	13:37	0	0	0	0	.000	0	.000	0	0 - 0



50 Sage Glover

Forward

Sophomore

Atlanta, Ga.

North Atlanta HS

GLOVER, Sage

SEASON	TEAM	GP-GS	Min.	G	A	Pts	Shot	Shot%	SOG	SOG%	GW	PK-Att
2022-23	LSU	21 - 7	755:06	4	0	8	14	.286	8	.571	0	0 - 0
2023-24	LSU	14 - 7	576:05	4	0	8	14	.286	8	.571	3	0 - 0
TOTAL		35 - 14	1331:11	8	0	16	28	.286	16	.571	3	0 - 0

Single Game Highs

Statistic	Value	
Points	2	8 times
Goals	1	8 times
Shots	3	vs SFA 08/18/22, vs Mississippi St. 09/24/23, vs Florida 09/29/23



71 Mollie Baker

Forward

Redshirt Junior

Gilbert, Ariz.

North Carolina/Williams Field HS

BAKER, Mollie

SEASON	TEAM	GP-GS	Min.	G	A	Pts	Shot	Shot%	SOG	SOG%	GW	PK-Att
2020-21	UNC	7 - 0	110:07	0	0	0	9	.000	5	.556	0	0 - 0
2021-22	UNC	7 - 0	99:20	0	1	1	4	.000	2	.500	0	0 - 0
2022-23	LSU	21 - 9	1103:31	4	6	14	48	.083	17	.354	1	0 - 0
2023-24	LSU	15 - 15	1112:51	3	4	10	52	.058	22	.423	1	0 - 0
TOTAL FOR LSU		36 - 24	2216:22	7	10	24	100	.070	39	.390	2	0 - 0
TOTAL		50 - 24	2425:49	7	11	25	113	.062	46	.407	2	0 - 0

Single Game Highs

Statistic	Value	
Points	5	vs Southern Miss. 08/20/23
Goals	2	vs Southern Miss. 08/20/23
Assists	1	11 times
Shots	11	vs Northwestern St. 09/10/23