



FOOTBALL GAME NOTES

2023 SCHEDULE

DATE	OPPONENT/TV	TIME (CT)
Sept. 3	vs. Florida State [^] (ABC)	L, 45-24
Sept. 9	vs. Grambling State (SECN+)	W, 72-10
Sept. 16	at Mississippi State* (ESPN)	W, 41-14
Sept. 23	vs. Arkansas* (ESPN)	W, 34-31
Sept. 30	at Ole Miss* (ESPN)	L, 55-49
Oct. 7	at Missouri* (ESPN)	W, 49-39
Oct. 14	vs. Auburn* (ESPN)	W, 48-18
Oct. 21	vs. Army (SECN)	W, 62-0
Nov. 4	at Alabama* (CBS)	L, 42-28
Nov. 11	vs. Florida* (SECN)	6:30 p.m.
Nov. 18	vs. Georgia State (TBA)	TBA
Nov. 25	vs. Texas A&M* (TBA)	TBA
Dec. 2	SEC Championship (CBS)	3:00 p.m.

* - Denotes SEC Games | ^ - neutral site
All dates & times are Central and Subject to Change

COACH LOCATIONS

On The Field

Kerry Cooks, Safeties Coach
Brad Davis, Offensive Line Coach
Bob Diaco, Special Teams Coordinator/OLB
Cortez Hankton, Receivers Coach
John Jancek, Defensive Line Coach
Brian Kelly, Head Coach
Robert Steeples, Cornerbacks Coach
Frank Willson III, Running Backs Coach

In The Press Box

Mike Denbrock, Offensive Coordinator
Matt House, Defensive Coordinator
Joe Sloan, Quarterbacks Coach

BY THE NUMBERS

1

LSU is only team in nation to rank in Top 10 in both rushing and passing yards per game

10

Consecutive wins at night in Tiger Stadium

21

Combined TD receptions for **Brian Thomas** and **Malik Nabers**, the most of any duo in the FBS

ON THE AIR



Chris Blair, Play-By-Play
Doug Moreau, Analyst
Gordy Rush, Reporter



Tom Hart, Play-by-Play
Cole Cubelic, Analyst
Alyssa Lang, Reporter

LSU Media Central

Media can access the current media guide, updated statistics and game notes all in one location at www.LSUsports.net/media.

GAME TEN



November 11, 2023
Tiger Stadium · Baton Rouge, La.
6:30 p.m. CT · SECN



LSU

Record 6-3, 4-2 SEC
Ranking 18 - AP | 19 - Coaches | 19 - CFP
Last Game Nov. 4, 2023 vs. Alabama
L, 42-28
Head Coach Brian Kelly
Career Record 300-103-2
LSU Record 16-7
vs. Florida 1-0
LSU vs. Florida 33-33-3

Florida

Record 5-4, 3-3 SEC
Ranking NR - AP | NR - Coaches | NR - CFP
Last Game Nov. 4, 2023 vs. Arkansas
L, 39-36
Head Coach Billy Napier
Career Record 51-23
Record at Florida 11-11

LSU Back In Tiger Stadium Against Florida on SEC Network

LSU (6-3, 4-2 SEC) returns to Tiger Stadium on Saturday, hosting Florida (5-4, 3-3) at 6:30 p.m. in the first of three straight games in Death Valley to close out the regular season. The game will be televised on the SEC Network with Tom Hart (ppx), Cole Cubelic (analyst) and Alyssa Lang (sideline) on the call. LSU is coming off a 42-28 loss to No. 8 Alabama, while Florida dropped a 39-36 overtime decision to Arkansas. Last year, LSU beat the Gators, 45-35, in Gainesville in what was the first of five straight wins for the Tigers. LSU enters the contest ranked No. 18 in the AP poll and No. 19 in the Coaches poll. Florida is unranked. The Tigers – behind the play of Heisman Trophy candidate QB Jayden Daniels – continue to have the nation's most high-powered offense attack as LSU leads the country in total offense (544.6 yards per game) and ranks No. 3 in scoring (45.2). The Tigers are the only team in the FBS to rank in the Top 10 in both passing (No. 3 at 332.2) and rushing (No. 8 at 212.2). LSU continues to lead the nation in pass efficiency, and third-down conversions (56-of-99, 57 pct.), while they are No. 2 in passing TDs (28) and total first downs (238), and No. 3 in offensive TDs (53). LSU had its streak of 7 consecutive 500-yard games snapped vs. Alabama, but the Tigers' 200-yard game rushing streak remains intact at 5-straight. Daniels leads the nation in total offense with 386.8 yards per game as he's topped the 400-yard mark 4 times in 2023. He's No. 1 in the nation in pass efficiency (199.85 rating) and yards/attempt (11.3). No. 2 in passing TDs (27), TDs responsible for (33), and rushing yards by a QB (684) and No. 5 in passing yards/game (310.2). In 9 games, Daniels has connected on 178-of-247 passes for 2,792 yards, 27 TDs, and only 4 interceptions. LSU's offense features the nation's leader in receiving yards (Malik Nabers with 1,152) and receiving TDs (Brian Thomas with 11). Nabers has 66 receptions for 1,152 yards and 10 TDs, while Thomas has 45 catches for 768 yards and 11 scores. LSU RB Logan Diggs is No. 7 in the SEC in rushing at 79.4 yards per game (635 yards, 6 TDs in 8 games).

LSU Coach Brian Kelly: Winningest Active Coach In NCAA Football

Brian Kelly, in his second with the Tigers, has guided LSU to a 16-7 overall mark through 23 games. He's the winningest active coach in NCAA football (no matter division) with an on-field record of 300-103-2. After inheriting a roster with only 39 scholarship players, Kelly quickly turned LSU into a 10-win team in his first season in 2022 as the Tigers went 10-4 overall, beat Top 10 teams in Ole Miss and Alabama and won the SEC Western Division. Kelly, the most accomplished hire in LSU football history when he was named to the position in December of 2021, took over the program after 12 years and 113 wins at Notre Dame. His coaching resume includes 11 10-win seasons at the FBS level (7 at Notre Dame, 3 at Cincinnati, 1 at LSU), along with 14 bowl/CFP playoff appearances and 3 National Coach of the Year honors (2009 at Cincinnati, 2012 and 2018 at Notre Dame). Kelly's record includes a 113-39 mark at Notre Dame, where he's the winningest coach in school history; 34-6 at Cincinnati (4 years), 19-16 at Central Michigan (3 years) and 118-35-2 at Grand Valley State (13 years). He won two Division II National Championships at Grand Valley State. Kelly is 1-0 vs. Florida.

QUICK NOTES

- LSU wears a No. 3 decal on its helmet to honor senior captain **Greg Brooks**, who was diagnosed with a brain tumor the week of the Mississippi State game. **Brooks** is in Memphis at St. Jude's Children's Hospital receiving treatment.
- LSU has won 10 straight night games in Tiger Stadium and the Tigers are 8-0 under **Brian Kelly** in Death Valley at night.
- LSU leads the nation in plays of 20-yards or more with 75. The Tigers had 10 plays of 20+ yards against Alabama with **QB Jayden Daniels** involved in 10 of those. Daniels had rushes of 24, 28, 40, and 28 and completed passes of 46, 22, 23, 26, and 30 yards.
- LSU has rushed for 200+ yards in 5 straight games and is averaging 212.2 yards on the ground per game. The Tigers are the only team in the FBS to rank in the Top 10 in both rushing and passing yards (332.3).
- **QB Jayden Daniels** has rushed and passed for a TD in the same game 11 times during his 23-game LSU career. The Tigers are 9-2 when **Daniels** rushes and passes for a TD in same game.
- **QB Jayden Daniels** leads the nation in total offense (386.8) and pass efficiency (199.8), and he's No.2 in rushing yards by a QB (684), passing TDs (27), and TDs accounted for (33), and No. 3 in passing yards per game (310.2).
- LSU's offense ranks in the Top 10 nationally in 7 categories: No. 1 in total offense (544.6), third-down conversions (56.6) and pass efficiency (186.2), No. 2 in passing TDs (28), and first downs (238), No.3 in scoring (45.2) and passing (332.3), and No. 8 in rushing (212.2).

- **Daniels** is 1 of only 2 players (other in Dan LeFevour of Central Michigan) in FBS history with 11,000-passing yards and 2,000-rushing yards in career. In 52 career games, **Daniels** has thrown for 11,729 yards and rushed for 2,857 yards.
- LSU has featured a 100-yard receiver in 8 straight games with **Malik Nabers** (171 yards) reaching the mark against Alabama.
- **Daniels** has topped the 400-yard mark for total offense 4 times in 2023, joining Joe Burrow in 2019 as the only players in school history to do it at least 4 times in same season. **Daniels** has 5 games with 400 yards of total offense in his LSU career, second to only Burrow, who did it 6 times.
- **WR Brian Thomas** leads the nation in receiving TDs with 11, while **Nabers** is second with 10.
- **WR Malik Nabers** has caught a pass in 27 straight games and leads the nation in receiving yards with 1,152 on 66 receptions. He's only the second player in LSU history with two 1,000-yard seasons joining Josh Reed, who did it in 2000 and 2001. **Nabers** had 1,017 yards on 72 receptions in 2022.
- All 5 starters on LSU's offensive line have at least 19 career starts to their credit with **C Charles Turner** leading the way with 23. He's followed by **LT Will Campbell** (22), **RG Miles Frazier** (22), **RT Emery Jones Jr.** (20) and **LG Garrett Dellinger** (19). The group has combined for 106 career starts.
- **Brian Thomas** and **Malik Nabers** stand as the top receiving duo in the FBS as they have combined for more yards (1,920) and TDs (21) than any other tandem.

Georgia State Week

13

MONDAY

Brian Kelly Press Conference

Noon - Lawton Room in Tiger Stadium

14

TUESDAY

Player Interviews

5:45 p.m. - Team Room in Football Ops

15

WEDNESDAY SEC

Teleconference

10:00 a.m. - Kelly on call

16

THURSDAY

Coach Kelly Post-Practice Press Conference

4:50 p.m. - Team Room at Football Ops

Brian Kelly Radio Show

7:00 p.m. - TJ Ribs on Acadian Thruway

17

FRIDAY

No Media Availability

18

SATURDAY

Gameday

LSU vs. Georgia State
7:00 p.m. on ESPN2

19

SUNDAY

No Media Availability

LSU Media Services

Brian Kelly Interviews

Monday Press Conference:

LSU head coach Brian Kelly meets with the media each **Monday of game week in the Lawton Room at Tiger Stadium**. A link to download the press conference will be emailed to members of the media each Monday afternoon during the season. Email Michael Bonnette at mbonnet@lsu.edu to be placed on the distribution list.

Listen To Brian Kelly's Weekly Press Conference

Members of the media can access the audio portion of Coach Kelly's Weekly Press Conference each Monday starting at 12:00 p.m. CT at www.LSUsports.net/live or over the radio in the Baton Rouge area on 104.5 FM.

SEC Teleconference

The 14 SEC coaches are featured on a weekly teleconference each **Wednesday at 10 a.m. CT** during the regular season. Coach Kelly speaks for 10 minutes starting at 10 a.m. Contact the LSU Sports Information Department to obtain the phone number to access the call.

Thursday Post-Practice

Coach Kelly meets with the media in the **Team Meeting Room of the Football Ops Building at approx. 6:00 p.m. each Thursday** during the regular season.

LSU Player Interviews

LSU players are available to the media during a typical game week on **Tuesday at 6:00 p.m. in the Team Room at Football Ops**. Members of the media are not permitted to contact players on their cell phones under any circumstance.

LSU Video Newsfeed

LSU will be distributing video interviews via BOX during the 2023 season. A link to download the newsfeed will be emailed to members of the media each Monday afternoon during the season. Email Michael Bonnette at mbonnet@lsu.edu to be placed on the distribution list.

LSU Football on Social Media

facebook.com/LSUfootball
twitter.com/LSUfootball
instagram.com/LSUfootball
twitter.com/CoachBrianKelly
twitter.com/LSUMediaAlerts
LSUsports.net/connect



Communications Office • (225) 578-8226

Michael Bonnette • Assoc. AD/Communications

Coach Kelly and Player Interview Requests |

E-mail: mbonnet@lsu.edu

Kent Lowe • Sr. Assoc. Communications Director

Credentials | E-mail: clowe@lsu.edu

Brandon Berrio • Executive Director of Social Media and Branding

E-mail: bberri1@lsu.edu

Rece Beaugh • Graduate Assistant

E-mail: rbeaug1@lsu.edu

Kirby Koch • Graduate Assistant

E-mail: kkoch11@lsu.edu

South Stadium Productions

Cody Worsham • Associate AD/Chief Brand Officer

Branding | E-mail: cworsham@lsu.edu

Emily Dixon • Assistant AD/Chief of Creative Content

Video | E-mail: emily@lsu.edu

Jason Feirman • Executive Director/Creative Design

Logos | E-mail: jfeirman@lsu.edu

Lindsey Thompson • Director of Football Design

Graphics | E-mail: lthompson1@lsu.edu

Gus Stark • Director of Football Photography

Photos | E-mail: astar18@lsu.edu

LSU Director of Digital Media

Todd Politz - todd@lsusp.com

Network Operations/SEC Network

John Schiebe - jschieb@lsu.edu

LSU Radio

Chris Blair - chris@lsusp.com

LSUsports.net/media

The Official Website of LSU Athletics is home to all the football information you need. Schedules, results, rosters, bios, statistics and game notes can be found and are always up to date. The Media section has SID emails, credential requests and branding information.

CollegePressBox.com

Collegepressbox is the official media website for Division I football. Access and download game notes, quotes, statistics, media guides, headshots, logos and more for all FBS schools, conferences, postseason games, awards and the College Football Playoff. For access, please register for an account at collegepressbox.com/register.



Brian Kelly

Head Coach

@CoachBrianKelly

Overall Record: 300-103-2
LSU Record: 16-7

- SEC Western Division Champion - 2022
- National Coach of the Year - 2009, 2012, 2018
- College Football Playoff Berths - 2018, 2020
- BCS Championship Finalist - 2012
- All-Time Winningest Coach at Notre Dame (113)
- NCAA Division II National Champion - 2002, 2003

THE KELLY FILE

Year at LSU: Second

Birthdate: October 25, 1961 in Everett, Mass.

Wife: Paqui

Children: Patrick, Grace, and Kenzel

High School: St. John's Preparatory School (Danvers, Mass.)

College: Assumption College (Mass.), 1983

OVERALL HEAD COACHING RECORD

SCHOOL	YEARS	OVERALL RECORD
Grand Valley State	1991-2003	118-35-2 (.761)
Central Michigan	2004-06	19-16 (.543)
Cincinnati	2006-09	34-6 (.850)
Notre Dame	2010-21	113-39 (.743)
LSU	2022-pres.	16-7 (.696)
Overall	1991-2023	300-103-2

PLAYING EXPERIENCE

1979-83 Assumption College (club) - Linebacker

COACHING EXPERIENCE

1987-89	Grand Valley State (graduate assistant)
1989-90	Grand Valley State (defensive coordinator)
1991-2003	Grand Valley State (head coach)
2004-06	Central Michigan (head coach)
2006-09	Cincinnati (head coach)
2010-21	Notre Dame (head coach)
2022-pres.	LSU (head coach)

YEAR-BY-YEAR HEAD COACHING RECORD

YEAR	SCHOOL	OVERALL RECORD
1991	Grand Valley State	9-3
1992	Grand Valley State	8-3
1993	Grand Valley State	6-3-2
1994	Grand Valley State	8-4
1995	Grand Valley State	8-3
1996	Grand Valley State	8-3
1997	Grand Valley State	9-2
1998	Grand Valley State	9-3
1999	Grand Valley State	5-5
2000	Grand Valley State	7-4
2001	Grand Valley State	13-1
2002	Grand Valley State	14-0
2003	Grand Valley State	14-1
2004	Central Michigan	4-7
2005	Central Michigan	6-5
2006	Central Michigan	9-4
2006	Cincinnati	1-0
2007	Cincinnati	10-3
2008	Cincinnati	11-3
2009	Cincinnati	12-0
2010	Notre Dame	8-5
2011	Notre Dame	8-5
2012	Notre Dame	12-1
2013	Notre Dame	9-4
2014	Notre Dame	8-5
2015	Notre Dame	10-3
2016	Notre Dame	4-8
2017	Notre Dame	10-3
2018	Notre Dame	12-1
2019	Notre Dame	11-2
2020	Notre Dame	10-2
2021	Notre Dame	11-1
2022	LSU	10-4
2023	LSU	6-3
TOTAL		300-103-2

When Brian Kelly was hired away from Notre Dame in December of 2021, LSU announced at the time that "the search for LSU Football's next championship head coach is over."

The most accomplished hire in program history, Kelly wasted little time in making his impact felt, leading the Tigers to a 10-win season and the SEC Western Division title. Despite inheriting a roster with only 39 scholarship players remaining from the 2021 season, Kelly guided the Tigers to Top 10 wins over Ole Miss and Alabama along with road victories over Auburn, Florida and Arkansas.

The Tigers capped the season with a resounding 63-7 win over Purdue in the Citrus Bowl completing one of the biggest turnarounds in college football a year ago.

Kelly, who has more victories than any active coach in major college football, was named LSU's 34th head football coach on December 1, taking over a program that has won four national championships.

Kelly's 10 wins at LSU in 2022 ran his career win total to 294 in 32 years as a head coach and it marked the 11th time he led a team to 10 or more wins in a season at the FBS level. Overall, Kelly has had teams reach double-figure wins 17 times with his teams winning nine games on five other occasions. His coaching career includes 13 seasons at Grand Valley State, three at Central Michigan, four at Cincinnati, 12 at Notre Dame and one at LSU.

His overall mark of 300-103-2 puts him ahead of Alabama's Nick Saban (292) and North Carolina's Mack Brown (274) on the list of most victories by an active FBS head coach. Only twice during Kelly's 32-year coaching career has he had a team finish below .500.

Kelly is also one of only five active FBS coaches who have guided their programs to multiple undefeated regular seasons since 2009 and he's led teams to one berth in the BCS National Championship Game and to a pair of College Football Playoff appearances. Overall, his teams have appeared in bowl games 14 times.

Prior to taking over at LSU in 2022, Kelly spent 12 years as the head coach at Notre Dame where he became the school's winningest coach with 113 victories, moving past legendary Knute Rockne for the top spot on the list. Kelly left Notre Dame with a 113-40 overall mark and his teams averaged 10 wins a season over his last five years – 54-9 during that span – with Irish.

During his Notre Dame career, Kelly led the Irish to the 2012 BCS national title game as well as College Football Playoff appearances in 2018 and 2020. He was named National Coach of the Year by numerous outlets in 2012 and 2018. He's the only coach to win the Home Depot Coach of the Year Award more than once, and he's done it three times (2009,

2012, and 2018).

In 12 seasons at Notre Dame, Kelly's teams won at least 10 games seven times, including 2021, as the Irish posted an 11-1 mark and were ranked as high as No. 5 in the nation during his final season in South Bend. Kelly's final five seasons at Notre Dame saw the Irish win at least 10 games each year, including a 12-1 mark in 2018 and 11-2 in 2019.

Individually, Notre Dame players claimed eight consensus All-America honors playing for Kelly, while the Irish had players win nine national awards during that span. Kelly's Notre Dame teams produced 55 NFL Draft picks since 2012, including 10 in the first round.

Academically under Kelly, the Irish had eight players earn the prestigious CoSIDA Academic All-America honor, and three were selected as National Football Foundation Scholar-Athletes. As a team, Notre Dame consistently ranked among the nation's top four in the NCAA's Graduation Success Rate.

Prior to joining the Irish, Kelly transformed Cincinnati into a football powerhouse, winning Big East titles in 2008 and 2009. In three years at Cincinnati, the Bearcats won 34 games and appeared in the Orange and Sugar Bowls. In 2007, Kelly led Cincinnati to the school's first-ever 10-win season with a 10-3 mark and a win in the PapaJohns.com Bowl. In his final season at Cincinnati, Kelly's team posted a 12-0 regular season mark and earned a berth to the Sugar Bowl.

Kelly's first Division I head coaching position came in 2004 when he took over at Central Michigan. In three years with the Chippewas, Kelly's teams won 19 games, claimed the Mid-American Conference title in 2006 and appeared in a bowl game for the first time in 12 years.

Kelly's first head coaching job came at Division II Grand Valley State in 1991, a position he held for 13 years. In 13 years at Grand Valley, Kelly won 118 games, won five straight conference titles and made six Division II playoff appearances. He led the Lakers to back-to-back national titles in 2002 and 2003, going 14-0 and 14-1, respectively. He won 41 games during his final three years in Allendale.

A native of Everett, Mass., Kelly was a four-year letterwinner at linebacker and two-time team captain at Assumption College in Worcester, Mass. He graduated from Assumption in 1983 with a degree in political science.

Kelly and his wife Paqui have three children – Patrick, Grace and Kenzel. The Kellys are active in community outreach and have established the Kelly Cares Foundation which has donated nearly \$8 million to support causes related to the fight against breast cancer since its founding in 2008.



WINNINGEST ACTIVE FBS HEAD COACHES

RANK	NAME	SCHOOL	YEARS	WINS
1.	Brian Kelly	LSU	32	300
2.	Nick Saban	Alabama	28	293
3.	Mack Brown	North Carolina	34	275
4.	Kirk Ferentz	Iowa	27	205
5.	Willie Fritz	Tulane	24	205

NOTABLE HONORS

2018

Home Depot National Coach of the Year
 Stallings National Coach of the Year
 Bobby Dodd National Coach of the Year
 AP National National Coach of the Year

2012

AP National Coach of the Year
 Walter Camp National Coach of the Year
 Sporting News National Coach of the Year
 Home Depot National Coach of the Year
 Liberty Mutual National Coach of the Year
 AFCA National Coach of the Year

2009

Home Depot National Coach of the Year

BOWL EXPERIENCE

SEASON	BOWL	TEAM	OPPONENT	RESULTS
2006	International	Cincinnati	Western Michigan	W, 27-24
2007	Papajohns.com	Cincinnati	Southern Mississippi	W, 31-21
2008	Orange	Cincinnati	Virginia Tech	L, 20-7
2010	Sun	Notre Dame	Miami	W, 33-17
2011	Champs Sports	Notre Dame	Florida State	L, 18-14
2012	BCS Championship	Notre Dame	Alabama	L, 42-14
2014	Music City	Notre Dame	LSU	W, 31-28
2015	Fiesta	Notre Dame	Ohio State	L, 44-28
2017	Citrus	Notre Dame	LSU	W, 21-17
2018	Cotton (CFP Semi)	Notre Dame	Clemson	L, 30-3
2019	Camping World	Notre Dame	Iowa State	W, 33-9
2020	Rose (CFP Semi)	Notre Dame	Alabama	L, 31-14
2023	Citrus	LSU	Purdue	W, 63-7



LSU President William F. Tate, Coach Brian Kelly and Athletics Director Scott Woodward.



Brian Kelly with (l-r) daughter Grace, wife Paqui, sons Kenzel and Patrick.

TRACKING THE TIGERS

WEEK	AP	COACHES	CFP
Preseason	5	5	--
Week 2	14	14	--
Week 3	14	14	--
Week 4	12	13	--
Week 5	13	12	--
Week 6	23	23	--
Week 7	22	20	--
Week 8	19	19	--
Week 9	15	15	--
Week 10	13	13	14
Week 11	18	19	19
Week 12	--	--	--
Week 13	--	--	--
Week 14	--	--	--
Week 15	--	--	--

COACHES POLL

RK.	TEAM	REC.	POINTS	PREV
1	Georgia (55)	9-0	1587	1
2	Michigan (4)	9-0	1479	2
3	Ohio State (5)	9-0	1468	3
4	Florida State	9-0	1433	4
5	Washington	9-0	1357	5
6	Oregon	8-1	1235	7
7	Texas	8-1	1209	6
8	Alabama	8-1	1187	8
9	Penn State	8-1	1093	9
10	Ole Miss	8-1	1052	10
11	Louisville	8-1	938	15
12	Tennessee	7-2	785	16
13	Oregon State	7-2	756	19
14	Utah	7-2	747	18
15	Missouri	7-2	658	14
16	Oklahoma	7-2	552	11
17	Oklahoma State	7-2	543	NR
18	Kansas	7-2	481	23
19	LSU	6-3	468	13
20	Tulane	8-1	377	21
21	James Madison	9-0	279	24
22	Notre Dame	7-3	264	12
23	North Carolina	7-2	233	25
24	Arizona	6-3	118	NR
25	Fresno State	8-1	113	NR

AP POLL

RK.	TEAM	REC	POINTS	PREV
1	Georgia (49)	9-0	1558	1
2	Michigan (9)	9-0	1485	2
3	Ohio State (3)	9-0	1453	3
4	Florida State (2)	9-0	1411	4
5	Washington	9-0	1333	5
6	Oregon	8-1	1240	6
7	Texas	8-1	1190	7
8	Alabama	8-1	1143	8
9	Penn State	8-1	1075	9
10	Ole Miss	8-1	1027	11
11	Louisville	8-1	926	15
12	Oregon State	7-2	772	16
13	Utah	7-2	734	18
14	Tennessee	7-2	703	19
15	Oklahoma State	7-2	660	15
16	Missouri	7-2	644	14
17	Oklahoma	7-2	574	10
18	LSU	6-3	532	13
19	Kansas	7-2	496	22
20	Tulane	8-1	351	21
21	James Madison	9-0	294	23
22	Notre Dame	7-3	270	12
23	Arizona	6-3	176	NR
24	North Carolina	7-2	95	NR
25	Liberty	9-0	85	NR

NOTEBOOK

LSU Hosts Florida in Pivotal Matchup For Both Teams

LSU (6-3, 4-2 SEC) hosts Florida (5-4, 3-3 SEC) on Saturday at 6:30 p.m. in Tiger Stadium in a pivotal cross-divisional matchup for both teams. LSU goes into the contest looking to enhance its bowl resume, while the Gators are trying to gain bowl-eligibility. The Florida game is the first of 3-straight in Tiger Stadium to close out the regular-season for LSU. It's only the third time since 1970 that LSU will close out its regular-season with 3 straight home games. In 2001, LSU hosted Middle Tennessee, Alabama and Auburn in its final 3 regular-season games and in 2021, the Tigers welcomed Arkansas, Louisiana-Monroe and Texas A&M to Tiger Stadium for the final 3 games of the year. The 2001 schedule was altered due to 9/11 as the Auburn game was originally scheduled for September 15 and was moved to the final game of the season thus giving LSU 3 consecutive home games to close out the year.

The LSU-Florida Series: Tied 33-33-3

LSU has won 4-straight and 5 of the last 6 meetings with Florida, including last year's 45-35 win in Ben Hill Griffin Stadium. The LSU-Florida series is tied at 33-33-3. The last time the Tigers faced Florida in Baton Rouge, it made for a thrilling 49-42 victory in an offensive shootout that included former RB Ty Davis-Price breaking the school record for rushing yards in a game with 287. LSU leads the series 18-17 in Baton Rouge and has won 5 of the last 6 against the Gators in Tiger Stadium. The teams have been permanent SEC crossover opponents since the league went to a divisional format in 1992. Prior to that, LSU and Florida played each other season since 1971. The teams are not scheduled to play in 2024, thus snapping the fourth-longest active series for LSU. LSU has played only Mississippi State (every year since 1944), Ole Miss (every year since 1945) and Alabama (every year since 1964) in more consecutive years than Florida.

Daniels Had LSU Breakout Game vs. Florida Last Year

QB Jayden Daniels had his LSU breakout game in the 45-35 win over Florida as he accounted for 6 TDs (3 rush, 3 pass) and racked up 393 yards of total offense (349 passing, 44 rushing). **Daniels** became the first player in LSU history to account for 6 TDs in a game decided in regulation as he directed a Tiger offense that piled up 528 total yards (349 pass, 179 rush). **Daniels** scored on rushing TDs of 1, 9 and 9 yards and then threw TD passes of 7 (to **John Emery**), 24 (to **Brian Thomas**) and 54 (to Jaray Jenkins).

LSU Ranked No. 18 in AP Poll and No. 19 in Coaches Poll

LSU remained ranked as a Top 20 team as the Tigers enter the Florida contest ranked No. 18 in the AP poll and No. 19 in the Coaches poll. The Tigers opened at No. 14 in the first CFP Rankings of the year last Tuesday.

LSU's Won 10 Straight Night Games in Tiger Stadium; BK 8-0 At Night in Death Valley

LSU enters the Florida contest riding a streak of 10-straight night game wins in Tiger Stadium. LSU is 4-0 in night games in Tiger Stadium this year (Grambling, Arkansas, Auburn, Army) and the Tigers won all 4 of their night games in 2022. LSU's last home night game loss came to Arkansas on Nov. 13, 2021 by a 16-13 count in overtime. LSU coach **Brian Kelly** is 8-0 in night games at Tiger Stadium.

Nothing Like A Night Game in Tiger Stadium

There's not a better setting for college football than a night game in Tiger Stadium. It's not only the best atmosphere in college football, but it also creates a huge home field advantage for the Tigers. LSU has currently won 10 straight night games in Death Valley and since the turn of the century (2000-23), LSU is 105-15 in night games in Tiger Stadium. LSU went 49-5 from 2000-09, 43-7 from 2010-19 and is 13-3 in those games since 2020. Of the 15 losses since the start of the 2000 season, 8 have comes to teams ranked in the Top 10 with five of those coming to teams ranked No. 1. LSU has only 2 non-conference losses in night games in Tiger Stadium since 2000 (UAB in 2000; Troy in 2017). Here's a look at LSU's night game record in Tiger Stadium by decade since the first game was played under the lights on Oct. 3, 1931 vs. Spring Hill (won, 35-0).

Decade	Record	Pct.
1930-39	22-5-4	.726
1940-49	34-16-2	.663
1950-59	26-19-3	.552
1960-69	44-9-2	.809
1970-79	51-12-1	.805
1980-89	38-16-1	.700
1990-99	31-19-0	.630
2000-09	49-5	.917
2010-19	43-7	.870
2020-present	13-3	.813
Totals	351-111-13	.755

LSU Brings SEC's Top Offense Into Matchup vs. Florida

LSU brings the SEC's top-rated offense into Saturday's game against Florida as the Tigers lead the league in points per game (45.2) and total offense (544.6). Here's a look at how LSU's offense ranks both nationally and in the SEC in the main statistical categories:

Category	LSU Avg.	SEC Rank	National Rank
Points Per Game	45.2	No. 1	No. 3
Total Offense	544.6	No. 1	No. 1
Passing Offense	332.2	No. 1	No. 3
Rushing Offense	212.2	No. 2	No. 8
Offensive TDs	52	No. 1	No. 3
Passing TDs	28	No. 1	No. 2
Rushing TDs	24	No. 1	No. 6
First Downs	238	No. 1	No. 2
Third-Down Conversions	56.6	No. 1	No. 1

NOTEBOOK

Daniels Ranks Among National Leaders in Most Passing Categories.

Nine games into the season, **QB Jayden Daniels** has clearly established himself as one of the nation's top quarterbacks. The 3-time SEC Offensive Player of the Week in 2023, **Daniels** has completed 178-of-247 passes for 2,792 yards, 27 TDs, and only 4 interceptions. He's also rushed for 684 yards and 6 scores. Here's how he ranks both nationally and in the SEC in offensive categories:

Category	National Rank	SEC Rank	Stats
Total Offense	No. 1	No. 1	386.2 yards per game
Passing TDs	No. 2	No. 1	27
Points Responsible For	No. 2	No. 1	200
Passing	No. 4	No. 1	310.2 yards per game
Pass Efficiency	No. 1	No. 1	199.9 rating
Completion Pct.	No. 7	No. 3	72.1 (178-of-247)
Yards/Attempt	No. 1	No. 1	11.3

Nabers Joins Josh Reed as Only LSU Players With Two 1,000-Yard Seasons

Malik Nabers went over 1,000-yards receiving for the second straight season against Alabama, catching 10 passes for 171 yards and a TD against the Crimson Tide. Last year, **Nabers** finished the year with 72 receptions for 1,017 yards. He currently has 66 receptions for 1,152 yards. He joins Josh Reed in 2000 and 2001 as the only players in LSU history with two 1,000-yard seasons. Reed had 1,127 yards on 65 catches in 2000 and followed that with 1,740 yards on 94 receptions in 2001. **Nabers** is currently tied with Odell Beckham Jr. at No. 6 for receiving yards in a season and he's No. 9 in receptions in a season.

Daniels Continues His Knack for Making Big Plays... 65 To Be Exact In 2023

Jayden Daniels continued his big-play way against Alabama, accounting for 9 plays of at least 20 yards on his way to a career-best 163 rushing yards – the most ever by an LSU quarterback in a game. Against Alabama, **Daniels** had rushes of 24, 28, 40, and 28 yards and had completions of 46, 22, 23, 26 and 30 yards. In 9 games, **Daniels** has been part of 65 plays that have gone for 20-plus yards. He's accounted for 53 passing plays of 20-plus yards and he has 12 rushes of 20-yards or more. Of the 53 passing plays of 20-plus yards, 19 resulted in a touchdown. Here's a game-by-game look at the 20-plus yard plays **Daniels** has been part of:

Game	Number of 20+ Plays	Yardage
Florida State	5	Pass: 55, 33, 21, 75 (TD) Rush: 40
Grambling	5	Pass: 21, 26 (TD), 47 (TD), 30, 38 Rush: None
Miss. State	6	Pass: 32, 26 (TD), 33 (TD), 48, 45 Rush: 23
Arkansas	7	Pass: 22, 26, 49 (TD), 49 (TD), 20, 20 (TD), 36 Rush: None
Ole Miss	10	Pass: 23, 20 (TD), 39, 29 (TD), 22, 22, 34 (TD), 22, 42 Rush: 55
Missouri	9	Pass: 39, 21, 42 (TD), 20, 35, 29 (TD) Rush: 27, 35 (TD), 31
Auburn	8	Pass: 29, (TD), 49, 22, 25 (TD), 59, 22 Rush: 26, 23
Army	6	Pass: 28, 86 (TD), 21, 23, 38, 26 (TD) Rush: None
Alabama	9	Pass: 46 (TD), 22, 23, 26 (TD), 30 Rush: 24, 28, 40, 28
Total	65	Pass: 53 total Rush: 12 total

LSU Leads Nation In Plays of 20-Plus Yards With 75

LSU's 75 plays of 20+ yards are the most in the FBS this year. **Jayden Daniels** has been responsible for 65 of the 75 plays, either with his legs or his arm. LSU matched a season-high with 10 plays of 20+ yards last week vs. Alabama. The Tigers also had 10 plays of 20+ yards against Ole Miss. Here's a breakdown of LSU's plays of 20+ yards by player:

Player	No. of 20+ Plays
Jayden Daniels	65 (53 passing, 12 rushing)
Malik Nabers	27
Brian Thomas	12
Kyren Lacy	9
Logan Diggs	4
Josh Williams	3
Mason Taylor	2
Chris Hilton	2
Kaleb Jackson	1
John Emery	1
Trey Holly	1
Tre Bradford	1

LSU vs. SEC Eastern Division

LSU is 146-96-7 all-time against current teams in the SEC Eastern Division. Since 2000, LSU owns a 49-19 record against teams from the SEC East. LSU's last win came against Missouri earlier in this year the 2023 season when LSU defeated the homestanding Tigers 49-39 in Columbia. The Tigers most recently fell to the Georgia Bulldogs in the SEC Championship in Atlanta where the Bulldogs posted a 50-30 victory.

TIGER TRENDS

	2023	Kelly	Streak
August	0-0	0-0	W1
September	3-2	6-3	L1
October	3-0	6-1	W5
November	0-1	3-2	L2
December-January	0-0	1-1	W1
LSU's Conference Record...			
at home	2-0	5-1	W4
on the road	2-2	4-5	L1
LSU's Non-Conference Record...			
at home	2-0	5-0	W5
on the road	0-0	0-0	L1
neutral	0-1	1-2	L1
LSU vs. Ranked Opponents...			
at home	0-0	2-0	W2
on the road	1-2	1-3	L1
neutral	0-1	0-1	L1
LSU's Record in Games...			
decided by 7 pts or less	1-1	4-2	L1
decided by 3 pts or less	1-0	4-1	W4
Away/neutral during day	2-0	5-1	W3
Away/neutral at night	0-3	1-5	L4
Home during day	0-0	0-1	L1
Home at night	4-0	9-0	W9
LSU's Record When Scoring...			
less than 20 points	0-0	1-1	W1
20+ points	5-2	12-4	W6
30+ points	5-1	12-2	W2
LSU's Record When Allowing...			
14 or fewer points	3-0	7-0	W7
24 or fewer points	3-0	10-1	W7
25+ points	2-3	5-6	L1
LSU's Record When...			
Leading after the 1st qtr	3-0	7-1	W7
Trailing after the 1st qtr	3-2	8-5	L1
Tied after the 1st qtr	0-1	0-1	L2
Leading at halftime	4-1	11-1	W4
Trailing at halftime	2-1	5-5	W3
Tied at halftime	0-1	0-1	L2
Leading after the 3rd qtr	5-1	12-1	W2
Trailing after the 3rd qtr	1-2	2-6	L1
Tied after the 3rd qtr	0-0	0-0	L1
LSU's Record With...			
less than 300 yds total off.	0-0	2-0	W2
300+ yards total offense	5-2	11-5	W2
400+ yards total offense	5-3	10-3	L1
500+ yards total offense	6-1	12-2	W3
600+ yards total offense	1-1	2-1	L1
less than 100 yards rush	0-0	0-2	L2
100+ yards rushing	5-2	11-3	W2
150+ yards rushing	5-1	13-2	W2
200+ yards rushing	3-2	7-2	L1
250+ yards rushing	2-0	4-0	W4
less than 200 yards pass	0-0	3-1	L1
200+ yards passing	6-3	13-5	L1
300+ yards passing	5-2	9-3	W6
350+ yards passing	3-1	5-1	W1
400+ yards passing	0-1	1-2	L2
LSU's Record When Allowing...			
less than 200 total yards	1-0	2-0	W2
less than 300 total yards	3-0	8-0	W8
less than 400 total yards	4-0	8-1	W8
400+ yards total offense	2-3	5-6	L1
less than 100 yards rush	1-0	5-0	W5
100+ yards rush	5-3	11-6	L1
less than 200 yards pass	4-0	10-1	W5
less than 300 yards pass	5-1	11-4	L1
300+ yards pass	1-2	3-2	W1

#NFLSU

Active NFL Rosters

Updated as of Oct. 29, 2023

Jamal Adams	S	SEA
Kwon Alexander	LB	NYJ
Odell Beckham Jr.	WR	BAL
Kayshon Boutte	WR	NE
Anthony Bradford	OG	SEA
Joe Burrow	QB	CIN
K'Lavon Chaisson	OLB	JAX
DJ Chark	WR	DET
Saahdiq Charles	OT	WAS
Ja'Marr Chase	WR	CIN
Will Clapp	C	LAC
Damone Clark	LB	DAL
Lloyd Cushenberry	C	DEN
Ty Davis-Price	RB	SF
Austin Deculus	OT	HOU
Grant Delpit	S	CLE
Clyde Edwards-Helaire	RB	KC
Neil Farrell	DT	KC
Breiden Fehoko	DT	PIT
Blake Ferguson	LS	MIA
Reid Ferguson	BUF	LS
Cordale Flott	DB	NYG
Kristian Fulton	CB	TEN
Davon Godchaux	DT	NE
Danielle Hunter	DE	MIN
Ed Ingram	G	MIN
Donte Jackson	CB	CAR
Deion Jones	LB	CAR
Arden Key	DE	TEN
Damien Lewis	OG	SEA
Terrace Marshall Jr.	WR	CAR
Tyrann Mathieu	DB	NO
Jalen Mills	FS	NE
Foster Moreau	TE	NO
BJ Ojulari	LB	ARI
Patrick Peterson	CB	PIT
Ethan Pocic	C	CLE
Patrick Queen	LB	BAL
Duke Riley	LB	MIA
Jaquelin Roy	DT	MIN
Jay Ward	CB	MIN
Devin White	LB	TAM

Injured Reserve

Jarrick Bernard-Converse	CB	NYJ
Russell Gage	WR	TAM
Justin Jefferson	WR	MIN
Jacob Phillips	LB	CLE
Derek Stingley Jr.	CB	HOU
Stephen Sullivan	TE	CAR
Trai Turner	G	NO
Tre'Davious White	CB	BUF

Practice Squad

Micah Baskerville	LB	CHI
Jabril Cox	LB	WAS
Austin Deculus	OT	HOU
Mekhi Garner	CB	PHI
Ali Gaye	DE	HOU
Chasen Hines	G	MIA
Jontre Kirklin	WR	NO
Rashard Lawrence	DT	MIA
Al Woods	DT	NYJ
Cade York	K	TEN

NOTEBOOK

LSU vs. SEC Eastern Division Under Brian Kelly

When LSU and Florida play on Saturday, it will serve as the second and final cross-divisional game of the 2023 season for LSU. Under coach **Brian Kelly**, the Tigers hold a 2-2 record against SEC East teams. The first win came over Florida in the Swamp in 2022, 45-35 and the second was vs. Missouri in 2023 with LSU coming out on top 49-39. LSU's losses against teams in the East came in 2022 against Tennessee (40-13) and Georgia (50-30) in the SEC Championship game.

LSU Is 5-1 After A Loss Under BK

LSU is 5-1 under head coach **Brian Kelly** is games following a loss. The Tigers were 3-1 in those games last year and are 2-0 this year. The Tigers have lost back-to-back games only once under BK, that coming last year when the Tigers dropped a 38-23 decision to Texas A&M in the regular-season finale and then fell to No. 1 Georgia, 50-30, in the SEC Championship Game.

LSU's Florida Ties

There are four coaches on the Florida staff with ties to LSU - DB Coach Corey Raymond, RB coach Jabbar Juluke, OC Rob Sale, and TE coach Russ Callaway. Sale played at LSU in the early 2000s, helping the Tigers to the SEC title in 2001 when he started at both guard and center. Raymond coached at LSU for 10 years and was a three-year starter in the secondary for the Tigers from 1989-91. Juluke spent the 2016 season as LSU's running back coach. Callaway served as an offensive analyst on the 2020 LSU coaching staff.

Comparing The 2-Most Prolific Offenses in LSU History: 2023 vs. 2019

LSU's 2023 offense – which ranks as the most high-powered unit in college football – is putting up numbers very similar to that of the 2019 offense that featured Heisman Trophy quarterback Joe Burrow and 4 first round NFL Draft picks. Here's a comparison between LSU's 2023 and 2019 offenses along with a look at how **Jayden Daniels** stacks up against Burrow as well as wide receivers **Malik Nabers** and **Brian Thomas** and how they compare to Justin Jefferson and Ja'Marr Chase from that season.

LSU Offense 2023 vs. 2019

(thru 9 games)

Category	2023	2019
Points Per Game	45.2	46.7
Total Offense	544.6	538.4
Passing Offense	332.3	379.3
Rushing Offense	212.2	159.1
Offensive TDs	52	53
Passing TDs	28	33
Rushing TDs	24	20
40+ Games	6	7
500+ Yards of Offense	7	7

2023 Jayden vs. 2019 Joe

Category	Jayden	Joe
Total Yards	3,476	3,387
Passing Yards	2,792	3,198
Rushing Yards	684	189
Completions	178	236
Attempts	247	299
Yards/Attempt	11.3	10.7
Total TDs	33	36
Passing TDs	27	33
Rushing TDs	7	3
400+ Total Offense	4	4
4+ TDs accounted for	7	5

2023 Malik and BT vs. 2019 Justin and Ja'Marr

Category	Malik	BT	Combined	Justin	Ja'Marr	Combined
Receptions	66	45	111	62	49	111
Receiving Yards	1,152	768	1,920	898	889	1,787
TDs	10	11	21	9	10	19
Games with 2 or more TDs	3	4	7	2	2	4
100+ Yard Games	7	4	11	4	5	98
200+ Yard Games	1	0	1	0	1	1

You Make the Call: Daniels vs. Penix, McCarthy and Nix

LSU's **Jayden Daniels** is clearly putting up numbers worthy of a Heisman Trophy as he leads the nation in total offense (386.2), ranks No. 2 in passing TDs (27) and No. 2 in TDs accounted for (33). **Daniels** was nothing short of remarkable in wins over Arkansas, Missouri and Auburn. **Daniels** also ranks second nationally in rushing yards by a QB with 684. The following is a look at how **Daniels'** number stack up with other top quarterbacks through 9 games (FBS rank first, followed by statistical average or season total):

Category	Daniels (LSU)	Penix (Wash)	McCarthy (Mich)	Bo Nix (Oregon)
Total Offense	1st 386.2	2nd 354.2	48th 252.3	9th 315.4
Pass Effic.	1st 199.9	7th 174.6	2nd 188.7	4th 180.14
Passing Yards	4th 310.2	1st 355.7	42nd 237.1	7th 302.6
Passing TDs	2nd 27	3rd 26	22nd 18	4th 25
Pts Resp. For	2nd 200	7th 164	32nd 126	3rd 184
QB Rush Yds.	2nd 684	Not Ranked	Not Ranked	Not Ranked

NOTEBOOK

LSU's Bowl-Eligible For 24th Consecutive Season

LSU's win over Army secured bowl-eligibility for the Tigers for the 24th consecutive season, a streak that dates back to 2000. Since 2000, LSU has played in a bowl game or reached the College Football Playoffs 22 times. The only exception came during the 2020 Covid season when LSU opted out of participating in a bowl game. Since appearing in the Peach Bowl in 2000, LSU has claimed three national titles (2003, 2007, and 2019) and reached the national championship game in 2011.

BK Secures 300th Career Victory With 62-0 Win Over Army

LSU HC **Brian Kelly** notched his 300th on-field victory when the Tigers beat Army, 62-0, on October 21 in Tiger Stadium. **Kelly** is the winningest active coach (no matter division) in NCAA football with a 300-103-2 mark. **Kelly** became the 13th coach in college football history to win 300 games joining the likes of Joe Paterno (409 wins), Eddie Robinson (408), Bobby Bowden (377), and Bear Bryant (323). Here's the other coaches who have reached the 300-win mark in college football history: John Gagliardi (489 wins), Ken Sparks (338), Pop Warner (336), Larry Kehres (332), Roy Kidd (314), Amos Alonzo Stagg (314), Frosty Westering (305), and Tubby Raymond (300).

LSU Touting Most Explosive Offense In the Country

Through 9 games, LSU's offense has been the most explosive in college football with 75 plays of 20-yards or more. LSU's 75 plays of 20 or more yards leads the nation and is followed by USC (71), Ole Miss (65), Washington (63), and Notre Dame (62). LSU is also No. 1 nationally in plays of 30+ yards with 36. The catalyst has been that of **QB Jayden Daniels**, who leads the nation in total offense (386.8), passing TDs (25), pass efficiency and yards per attempt (11.5). **WR Malik Nabers** leads the nation in most 20-yard plays with 27. Here's a look at LSU's longest plays from scrimmage through 9 games:

Game	Most Explosive Play
FSU	75-yard TD pass from Jayden Daniels to Brian Thomas Jr.
Grambling	47-yard TD pass from Jayden Daniels to Chris Hilton Jr.
Miss. St.	45-yard pass from Jayden Daniels to Malik Nabers
Arkansas	49-yard TD pass from Jayden Daniels to Brian Thomas Jr. (twice)
Ole Miss	55-yard rush from Jayden Daniels
Missouri	42-yard pass from Jayden Daniels to Brian Thomas Jr.
Auburn	57-yard pass from Jayden Daniels to Kyren Lacy
Army	86-yard TD pass from Jayden Daniels to Brian Thomas Jr.
Alabama	48-yard TD pass Jayden Daniels to Malik Nabers

Daniels Has Rushed and Passed For a TD 11 Times At LSU; Ties For Most in LSU History

QB Jayden Daniels has rushed and passed for touchdowns 11 times during his 23-game LSU career, including 5 times in 2023. LSU is 9-2 when **Daniels** rushes and passes for a touchdown in the same game. Last year against Florida, **Daniels** rushed for 3 TDs and passed for 3 scores in the 45-35 win. The 11 games with a rushing/passing TD ties Herb Tyler (1995-98) for the most in school history. The following is a list of games in which **Daniels** has rushed and passed for touchdowns:

2023		
at Mississippi State	2 rush, 2 pass	Won, 41-14
at Ole Miss	1 rush, 4 pass	Lost, 55-49
at Missouri	1 rush, 3 pass	Won, 49-39
Army	1 rush, 3 pass	Won, 62-0
at Alabama	1 rush, 2 pass	Lost, 42-28

2022		
Southern	1 rush, 3 pass	Won, 65-17
Mississippi State	1 rush, 1 pass	Won, 31-16
at Florida	3 rush, 3 pass	Won, 45-35
• First player in LSU history to rush for 3 TDs and pass for 3 TDs in game decided in regulation		
Ole Miss	3 rush, 2 pass	Won, 45-20
Alabama	1 rush, 2 pass	Won, 32-31 (OT)
UAB	1 rush, 1 pass	Won, 41-10

Jayden Daniels Is No. 2 in Rushing TDs by LSU QB With 17

With 1 rushing TD vs. Alabama, **QB Jayden Daniels** now ranks second in LSU history for rushing TDs by a quarterback with 17. Herb Tyler holds the school-record for rushing TDs by a quarterback with 23 from 1995-98. This year, **Daniels** has 6 rushing TDs, which ranks third among SEC quarterbacks.

LSU Scores 48+ In 4-Straight Games for First Time in School History

With LSU's 62-0 victory over Army on Oct. 21, the 2023 LSU squad became the first team in program history to score 48-plus points in four-straight contests. LSU began the streak against Ole Miss, scoring 49 against the Rebels, then continued it against Missouri in Columbia as it pulled away late for the 49-39 win and put up 48 points vs. Auburn the week after. Before the 3-game span this season of scoring 48-plus points, LSU scored 48-plus in three-straight games during the 2019 season when Heisman Trophy winning QB Joe Burrow led the best offense in CFB history. Burrow and company accomplished the feat in the final three games of the season (58-37 vs. Ole Miss; 56-20 vs. Arkansas; and 50-7 vs. Texas A&M). Here's a look at the last four games LSU has scored more than 48 points:

Game	Result
Ole Miss	L, 49-55
Missouri	W, 49-39
Auburn	W, 48-18
Army	W, 62-0

FUTURE FOOTBALL

2024

Sept. 1	vs. USC (Las Vegas)
Sept. 7	NICHOLLS
Sept. 21	UCLA
Sept. 28	SOUTH ALABAMA
TBA	OLE MISS
TBA	VANDERBILT
TBA	OKLAHOMA
TBA	ALABAMA
TBA	at South Carolina
TBA	at Texas A&M
TBA	at Florida
TBA	at Arkansas

2025

Aug. 30	at Clemson
Sept. 6	LA TECH
Nov. 22	WESTERN KENTUCKY

2026

Sept. 5	CLEMSON
---------	---------

2027

Sept. 18	at Oklahoma
----------	-------------

2028

Sept. 9	OKLAHOMA
---------	----------

2029

Sept. 8	ARIZONA STATE
Sept. 29	RICE

2030

Sept. 7	at Arizona State
---------	------------------

2031

Sept. 6	at Utah
---------	---------

2032

Sept. 11	UTAH
----------	------

Home games in ALL CAPS

STATISTICAL COMPARISON (2023 Season)

Category	CONF. (FBS) RANKING			
	LSU	FLA	LSU	FLA
Record:	6-3	5-4		
Conference:	4-2	3-3		
3rd Down Conversion:	.566	.358	1(1)	10(100)
Opp. 3rd Down Conversion:	.466	.339	14(122)	5(28)
4th Down Conversion	.455	.438	8(78)	10(88)
4th Down Conversion Defense	.500	.222	8(63)	1(4)
Fewest Penalties	55	56	5(68)	7(75)
Fewest Penalty Yards	439	407	5(52)	2(33)
1st Down Defense	186	150	12(86)	3(16)
1st Down Offense	238	197	1(2)	7(47)
Kickoff Return Defense	19.95	13.83	6(70)	1(5)
Kickoff Returns	21.00	21.00	7(49)	7(49)
Net Punting	40.24	42.45	9(41)	2(11)
Passing Offense	332.3	275.0	1(3)	6(32)
Passing Yards Allowed	236.3	209.2	11(80)	5(45)
Punt Returns	10.67	10.79	8(40)	7(39)
Punt Return Defense	3.00	5.80	3(17)	6(43)
Red Zone Offense	.911	.944	6(26)	3(9)
Red Zone Defense	.968	.885	14(129)	10(102)
Rushing Defense	171.1	141.2	13(102)	10(59)
Rushing Offense	212.2	134.8	2(8)	10(86)
Sacks Allowed	2.00	2.89	5(62)	11(106)
Scoring Defense	28.2	24.7	12(85)	10(61)
Scoring Offense	45.2	28.9	1(3)	9(59)
Passing Efficiency	186.24	157.10	1(1)	6(20)
Passing Efficiency Defense	137.76	144.69	9(86)	13(108)
Sacks	1.78	1.78	13(96)	13(96)
Tackles for Loss	5.1	5.0	12(93)	13(97)
Time of Possession	30:17	32:45	6(57)	2(11)
Total Defense	407.4	350.4	12(97)	8(44)
Total Offense	544.6	409.8	1(1)	6(49)
Turnover Margin	.56	-.22	2(24)	12(78)
Turnovers Gained	11	6	7(86)	14(125)
Turnovers Lost	6	8	1(5)	4(14)

THE LAST MEETING

LSU **45**
Florida **35**

October 15, 2022 • Ben Hill Griffin Stadium • Gainesville, Fla.

Jayden Daniels became the first quarterback in LSU history to account for six TDs in a game decided in regulation as his performance helped the Tigers to a 45-35 win over Florida in Gainesville. Daniels scored on runs of 1, 9, and 9 yards and threw TD passes of 7, 24, and 54 yards to join Joe Burrow as the only players in LSU history to account for six TDs in a game. LSU spotted Florida an early 7-0, but tied the game at 7-7 on a Daniels 7-yard TD pass to John Emery. The Gators led again at 14-7 before Daniels tied it on 1-yard run early in the second quarter. The Gators capitalized on a fumbled punt at the LSU 13-yard line and needed only five plays to take a 21-14 advantage at the 8:13 mark in the second quarter. The Tigers scored the next 28 points, 14 coming on its their final two possessions of the second half. LSU took at 28-21 lead at halftime on a 54-yard TD pass from Daniels to Jaray Jenkins. LSU extended the lead to 42-21 midway through the third quarter on a 9-yard TD run by Daniels. Florida got to within 42-35 midway through the fourth quarter but LSU responded with a drive culminating with a 47-yard field goal by Damian Ramos to extend the margin to 45-35. LSU forced Florida to turn the ball over on downs on its next possession and the Tigers were then able to run out the clock. Daniels completed 23-of 32 passes for 349 yards and 3 TDs. Josh Williams had his first career 100-yard game with 106 yards on 14 carries. LSU's offense racked up 28 first downs and 528 total yards (179 rushing, 349 passing). Micah Baskerville led the Tiger defense with 11 tackles and a sack.

Series Notes: No. 19 LSU will meet Florida in football for the 70th time when the teams square off in Baton Rouge on Saturday. Last week, LSU fell to Alabama 42-28, while Arkansas defeated Florida 39-36 in an overtime thriller. LSU was victorious in the last meeting, where quarterback Jayden Daniels accounted for six touchdowns in the 45-35 win in Gainesville. While the overall series is tied 33-33-3, a testament to the rivalry, LSU leads 18-17 in Baton Rouge. Brian Kelly will be seeking his second career win over Florida in this year's contest.

NOTEBOOK

LSU Amasses 500+ Yards In Seven-Straight Contests - A First in Program History

As LSU closed out a 62-0 win over Army, it finished the contest with 569 total yards (368 passing, 201 rushing) and became the first LSU team to amass 500-plus yards in seven-straight games. The last time LSU nearly achieved it was in 2019 when QB Joe Burrow led the Tigers two different 5-game streaks of 500-plus yards in total offense. Here's a look at LSU's streak of 500+ total yards of offense in the 2023 season:

Game	Number of Yards (Rushing-Passing)
Grambling State	622 (302-320)
Mississippi State	530 (166-367)
Arkansas	509 (189-320)
Ole Miss	637 (223-414)
Missouri	533 (274-259)
Auburn	563 (238-325)
Army	569 (368-201)

Daniels Becomes First 5,000-Yard Passer, 1,000-Yard Rusher in LSU History

QB Jayden Daniels became the first player in LSU history to record 5,000-passing yards and 1,000-rushing yards in a career with the Tigers. **Daniels** went over the 5,000-yard passing mark in the win over Auburn. **Daniels** enters the Florida game with 5,705 passing yards and 1,569 rushing yards in his 23-game LSU career. **Daniels** is LSU's all-time leading rusher by a quarterback and he ranks No. 8 on the school's all-time passing yardage list.

Daniels Ranks No. 2 Nationally in Rushing Yards By A QB

With a career-best 163 yards against Alabama, **Jayden Daniels** has moved up to No. 2 nationally in rushing yards by a quarterback with 684 through 9 games. Boston College's Thomas Castellanos leads the nation with 760 yards. **Daniels** is averaging 76.0 yards on the ground a game, which ranks No. 8 in the SEC. **Daniels** has 2 100-yard rushing game this year – 130 vs. Missouri and 163 vs. Alabama. Last year in his first season at LSU, **Daniels** led the nation in rushing yards by a quarterback with 885.

Nabers and Thomas – The Best 1-2 WR Punch in SEC

Through 9 games, **Malik Nabers** and **Brian Thomas** have established themselves as the top wide receiver combination in the SEC. The duo has combined to catch 111 passes for 1,920 yards and 21 TDs. There's no other pass-catching combination in the league with better numbers. **Nabers** is No. 1 in FBS in receiving yards (1,152) and receiving yards per game (128.0). **Nabers** leads the SEC in receptions with 66 and his 10 TDs stand as the second-most nationally, trailing teammate **Brian Thomas'** 11.

Category	Stat	National Rank	SEC Rank
Malik Nabers			
Receiving TDs	10	No. 2	No. 2
Receiving Yards	1,152	No. 1	No. 1
Receiving Yards Per Game	128.0	No. 1	No. 1
Receptions	66	No. 1	No. 7
Receptions Per Game	7.3	No. 1	No. 7

Brian Thomas

Receiving TDs	11	No. 1	No. 1
Receiving Yards	768	No. 23	No. 5
Receiving Yards Per Game	85.3	No. 22	No. 5
Receptions Per Game	5.1	No. 60	No. 9

Defensive First-Timers

Unlike the LSU offense where the Tigers returned 17 players who had at least 1 career start for the Tigers at their position, that's not the case on the other side of the ball where the defense features just 8 players who entered the season with at least 1 start at LSU. Against Alabama, the Tiger defense started a true freshman at cornerback (**Javien Toviano**), a transfer at linebacker (**Omar Speights** – Oregon State), a pair of transfers at the JACK position (**Ovie Oghoufo** from Texas or **Bradyn Swinson** from Oregon), a transfer at defensive tackle (**Jordan Jefferson** – West Virginia) and McNeese/Marshall transfer **Andre Sam** at safety.

Nabers and Thomas Jr. Both Eclipse 100 Receiving Yards In 2 Straight Games – Arkansas and Ole Miss

Through 9 contests, LSU **WR Malik Nabers** and **Brian Thomas Jr.** have consistently shown they are the best receiving duo in the country. Against Ole Miss, **Nabers** and **Thomas Jr.** both finished the contest with 100-plus receiving yards for the second game in a row, marking the first time in program history a wide receiver tandem has done so. **Nabers** caught 8 passes for 102 yards against the Rebels, while **Thomas Jr.** hauled in 8 catches for 124 yards. In the matchup vs. Arkansas, **Nabers** (130) and **Thomas Jr.** (133) became the second wide receiver pair at LSU to account for more than 130 receiving yards in the same game since Ja'Marr Chase and Justin Jefferson did so against Texas in 2019.

NOTEBOOK

Daniels Has 3 SEC Offensive Player of the Week Honors In 2023

QB Jayden Daniels has been tabbed as the SEC Offensive Player of the Week 3 times in 2023, most recently for his performance in the win over Missouri in week 6. **Daniels** was joined in week 6 by sophomore **Emery Jones**, who earned SEC Offensive Lineman of the Week recognition. **Daniels**, who was also named SEC Player of the Week following wins over Mississippi State and Arkansas, turned in a gritty performance against Missouri, shaking off badly bruised ribs to lead the Tigers to the 49-39 victory. **Daniels** became the first player in LSU history to account for four TDs in a five straight games, throwing for three and rushing for one, as he guided a Tiger offense that racked up 533 total yards, including 274 on the ground. **Daniels** connected on 15-of-21 passes, including 10-of-12 in the second half, for 259 yards and three scores. He also set a then career-best with 130 rushing yards as he accumulated 389 yards of total offense. After leaving game for three plays early in fourth quarter, **Daniels** returned on LSU's next series, throwing a 35-yard pass to **Malik Nabers** and then scoring on a 35-yard run to give LSU a 35-32 advantage with 7:54 to play. He then connected with **Nabers** on a 28-yard TD pass on LSU's next possession, putting the Tigers up for good, 42-39, with 2:58 remaining. **Daniels** rallied LSU from a 22-7 first half deficit marking the fifth time in his two years with the Tigers he led his team to victory despite trailing by double-digits in first half. **Jones**, a sophomore from Baton Rouge, played a dominant game, helping the Tigers to 274 rushing yards against a Missouri defense that led the SEC and ranked No. 8 nationally in rush defense at 74.8 yards per game. LSU averaged 6.5 yards per carry and didn't have a negative play on designed runs as the Tigers produced two 100-yard rushers – the first time in 2023 Missouri allowed an opponent to top the 100-yard mark. **Jones** played all 73 snaps in the win as the Tigers ran their record to 4-2 overall and 3-1 in conference play. It's the first conference player of the week honor for Jones.

LSU's 2023 SEC Player of the Week Honors

Game	Player	Award
Mississippi State	QB Jayden Daniels	Co-Offensive Player of the Week
	WR Malik Nabers	Co-Offensive Player of the Week
Arkansas	QB Jayden Daniels	Co-Offensive Player of the Week
Missouri	QB Jayden Daniels	Co-Offensive Player of the Week
	OT Emery Jones	Offensive Lineman of the Week
Army	RB Trey Holly	Freshman of the Week

Daniels Closing In On Burrow For Career 4 TD-Responsible For Games

After his 4 TD performance vs. Army, **QB Jayden Daniels** continues to close in on Joe Burrow's LSU career record of 12 games of being responsible for at least 4 TDs. **Daniels** has 9 games where he's accounted for at least 4 TDs – 3 in 2022 and 6 this year. Burrow did it 3 times in his first year at LSU in 2018 and then followed that with 9 games of 4 or more TDs in 2019.

LSU Has 2 100-Yard Rushers in Win Over Missouri (And SEC's best Run Defense)

RB Logan Diggs and **QB Jayden Daniels** each topped the 100-yard mark in rushing yards in the win over Missouri in week 6 as the Tigers racked up 274 yards on the ground against a Mizzou defense that entered the game allowing only 75 yards a contest – best in the SEC. **Diggs** led the Tigers with a career-best 134 yards and a TD, while **Daniels** also set a career-high with 130 yards and a score. It marked the first time since the Ole Miss game in 2017 that LSU had 2 players rush for 100 yards in the same game. In that game, Derrius Guice rushed for 276 yards, while Darrel Williams added 103. Against Missouri, LSU averaged 6.4 yards per carry and didn't have any negative plays on designed rushes.

LSU Has 2 100-Yard Rushers and a 100-Yard Receiver vs. Missouri – Only 8th Time in School History

For only the 8th time in school history, LSU's offense featured a pair of 100-yard rushers along with a 100-yard receiver in the win over Missouri. **RB Logan Diggs** (134 yards) and **QB Jayden Daniels** (130 yards) both topped the 100-yard mark for rushing yards, while **WR Malik Nabers** had 146 receiving yards on 6 receptions. It's the first time since the Ole Miss game in 2017 that LSU featured 2 100-yard rushers and a 100-yard receiver in the same game – Derrius Guice, 276 rushing, Darrel Williams, 103 rushing, Darrel Williams 105 receiving. Here's a look at the 8 times LSU's offense has featured 2 100-yard rushers and a 100-yard receiver in the same game:

Year	Game	100-Yard Rushers	100-Yard Receiver
1971	Wisconsin	Paul Lyons (139), Art Cantrelle (101)	Andy Hamilton (129)
1982	Florida State	Dalton Hiliard (183), Garry James (116)	Eric Martin (121)
1986	Georgia	Harvey Williams (133), Sammy Martin (109)	Wendell Davis (108)
2010	Texas A&M	Stevan Ridley (105), Spencer Ware (102)	Terrence Tolliver (113)
2013	Furman	Jeremy Hill (143), Terrence Magee (108)	Odell Beckham Jr. (204)
2015	South Carolina	Derrius Guice (161), Leonard Fournette (158)	Travin Dural (109)
2017	Ole Miss	Derrius Guice (276), Darrel Williams (103)	Darrel Williams (105)
2023	Missouri	Logan Diggs (134), Jayden Daniels (130)	Malik Nabers (146)

Diggs Has 2nd Straight 100-Yard Game; Ranks No. 7 in SEC in Rushing

RB Logan Diggs had his second straight 100-yard game against Missouri, totaling a career-best 134 yards and a TD in the 49-39 victory. **Diggs** currently ranks No. 7 in the SEC in rushing yards per game with 79.4 a contest. He's the first LSU running back to have back-to-back 100-yard games in SEC play since 2021 when Ty Davis-Price did it against Alabama (104) and Arkansas (106). In 7 games (didn't play in the opener), Diggs has rushed for 635 yards and 6 TDs on 113 carries. He has yet to be tackled for a loss. He's averaging 5.6 yards a carry.

SERIES HISTORY

Year	Results	Rankings	Date (Site)
1937	LSU, 19-0	NR/NR	Sept. 25 at Baton Rouge
1941	LSU, 10-7	NR/NR	Oct. 25 at Baton Rouge
1953	Tie, 21-21	#14/NR	Oct. 24 at Gainesville
1954	LSU, 20-7	NR/#18	Oct. 23 at Baton Rouge
1955	UF, 18-14	NR/NR	Oct. 15 at Gainesville
1956	UF, 21-6	NR/NR	Oct. 27 at Baton Rouge
1957	UF, 22-14	#10/NR	Oct. 26 at Gainesville
1958	LSU, 10-7	#3/NR	Oct. 25 at Baton Rouge
1959	LSU, 9-0	#1/NR	Oct. 24 at Gainesville
1960	UF, 13-10	NR/NR	Oct. 22 at Baton Rouge
1961	LSU, 23-0	#7/NR	Oct. 28 at Gainesville
1962	LSU, 23-0	#6/NR	Oct. 27 at Baton Rouge
1963	LSU, 14-0	NR/NR	Oct. 26 at Gainesville
1964	UF, 20-6	#6/NR	Nov. 28 at Baton Rouge
1965	UF, 14-7	#5/NR	Oct. 2 at Gainesville
1966	UF, 28-7	NR/#8	Oct. 22 at Baton Rouge
1967	LSU, 37-6	NR/NR	Oct. 7 at Gainesville
1971	LSU, 48-7	#16/NR	Oct. 9 at Baton Rouge
1972	Tie, 3-3	#8/NR	Nov. 25 at Gainesville
1973	LSU, 24-3	#10/NR	Oct. 6 at Baton Rouge
1974	UF, 24-14	NR/#13	Oct. 5 at Gainesville
1975	UF, 34-6	NR/#20	Oct. 4 at Baton Rouge
1976	UF, 28-23	#11/#19	Oct. 2 at Gainesville
1977	LSU, 36-14	NR/#9	Oct. 1 at Baton Rouge
1978	LSU, 34-21	#11/NR	Oct. 7 at Gainesville
1979	LSU, 20-3	#17/NR	Oct. 6 at Baton Rouge
1980	LSU, 24-7	NR/#19	Oct. 4 at Gainesville
1981	UF, 24-10	NR/NR	Oct. 3 at Baton Rouge
1982	LSU, 24-13	NR/#4	Oct. 2 at Gainesville
1983	UF, 31-17	#16/#12	Oct. 1 at Baton Rouge
1984	Tie, 21-21	NR/NR	Sept. 8 at Gainesville
1985	UF, 20-0	#8/#11	Oct. 5 at Baton Rouge
1986	LSU, 28-17	#18/NR	Oct. 4 at Gainesville
1987	LSU, 13-10	#7/#19	Oct. 3 at Baton Rouge
1988	UF, 19-6	#14/#17	Oct. 1 at Gainesville
1989	UF, 16-13	NR/NR	Oct. 7 at Baton Rouge
1990	UF, 34-8	NR/#10	Oct. 6 at Gainesville
1991	UF, 16-0	NR/#13	Oct. 5 at Baton Rouge
1992	UF, 28-21	NR/#23	Oct. 10 at Gainesville
1993	UF, 58-3	NR/#5	Oct. 9 at Baton Rouge
1994	UF, 42-18	NR/#1	Oct. 8 at Gainesville
1995	UF, 28-10	#21/#3	Oct. 7 at Baton Rouge
1996	UF, 56-13	#12/#1	Oct. 12 at Gainesville
1997	LSU 28-21	#14/#1	Oct. 11 at Baton Rouge
1998	UF, 22-10	#11/#6	Oct. 10 at Gainesville
1999	UF, 31-10	NR/#8	Oct. 9 at Baton Rouge
2000	UF, 41-9	NR/#12	Oct. 7 at Gainesville
2001	UF, 44-15	#18/#2	Oct. 6 at Baton Rouge
2002	LSU, 36-7	#18/#16	Oct. 12 at Gainesville
2003	UF, 19-7	#6/NR	Oct. 11 at Baton Rouge
2004	LSU, 24-21	#24/#12	Oct. 9 at Gainesville
2005	LSU, 21-17	#10/#11	Oct. 15 at Baton Rouge
2006	UF, 23-10	#9/#5	Oct. 7 at Gainesville
2007	LSU, 28-24	#1/#9	Oct. 6 at Baton Rouge
2008	UF, 51-21	#4/#11	Oct. 11 at Gainesville
2009	UF, 13-3	#4/#1	Oct. 10 at Baton Rouge
2010	LSU, 33-29	#12/#14	Oct. 9 at Gainesville
2011	LSU, 41-11	#1/RV	Oct. 8 at Baton Rouge
2012	UF, 14-6	#4/#10	Oct. 6 at Gainesville
2013*	LSU, 17-6	#10/#17	Oct. 12 at Baton Rouge
2014*	LSU, 30-27	NR/NR	Oct. 11 at Gainesville
2015*	LSU, 35-28	#6/#8	Oct. 17 at Baton Rouge
2016	UF, 16-10	#16/#21	Nov. 19 at Baton Rouge
2017	LSU, 17-16	NR/#21	Oct. 7 at Gainesville
2018	UF, 27-19	#5/#22	Oct. 6 at Gainesville
2019	LSU, 42-28	#5/#7	Oct. 12 at Baton Rouge
2020	LSU, 37-34	NR/#6	Dec. 12 at Gainesville
2021	LSU, 49-42	NR/20	Oct. 16 at Baton Rouge
2022	LSU, 45-35	NR/NR	Oct. 15 at Gainesville

CFP RANKINGS

RK.	TEAM	REC	PREV
1	Ohio State	9-0	1
2	Georgia	9-0	2
3	Michigan	9-0	3
4	Florida State	9-0	4
5	Washington	9-0	5
6	Oregon	8-1	6
7	Texas	8-1	7
8	Alabama	8-1	8
9	Ole Miss	8-1	10
10	Penn State	8-1	11
11	Louisville	8-1	13
12	Oregon State	7-2	16
13	Tennessee	7-2	17
14	Missouri	7-2	12
15	Oklahoma State	7-2	22
16	Kansas	7-2	21
17	Oklahoma	7-2	9
18	Utah	7-2	18
19	LSU	6-3	14
20	Notre Dame	7-3	15
21	Arizona	6-3	NR
22	Iowa	7-2	NR
23	Tulane	8-1	24
24	North Carolina	7-2	NR
25	Kansas State	6-3	23

NOTEBOOK

Perkins Settles In At Outside Linebacker/Nickel Position

Sophomore **Harold Perkins** has found his home on the defensive side of the ball for the Tigers, playing the outside linebacker spot in LSU's base defense and then moving to the nickel position in sub-packages. **Perkins**, a preseason All-America selection, has 48 tackles, 9.0 tackles for loss, 4 sacks, 5 pass breakups, 4 QB hurries, 2 forced fumbles and an interception through 9 games.

Daniels Tops 500-Yard Total Offense Mark vs. Ole Miss

Jayden Daniels topped the 500-yard mark for total offense for the first time of his career in week 5 vs. Ole Miss when he totaled 513 yards (414 passing, 99 rushing) in the contest. The 513 yards rank as the second-highest total in FBS this year (Byrum Brown of South Florida had 517 vs. Rice). **Daniels** joined only Rohan Davey and Joe Burrow as LSU players with 500-yard games to their credit. Davey did it once (540 vs. Alabama in 2001), while Burrow did it 3 times (all in 2019). **Daniels'** 513 yards vs. Ole Miss rank as the fifth-highest single-game total in LSU history.

Nabers Becomes Fifth-Fastest LSU WR to Reach 2,000 Career Receiving Yards

When LSU **WR Malik Nabers** recorded a catch-and-run of 39 yards on his third reception of the contest against Ole Miss, he became the fifth-fastest WR in program history to surpass 2,000 career receiving yards. By reaching the 2,000-yard mark in his 30th game, he sits behind only Ja'Marr Chase (24 games), Wendell Davis (26 games), Josh Reed (26 games), and Justin Jefferson (29 games) as the fastest to 2,000 yards in school history.

LSU's Won 5 Games Under BK After Trailing By Double-Digits In First Half

For the fifth time under **Brian Kelly**, LSU rallied from a double-digit first half deficit to win a game as the Tigers erased a Missouri 15-point second quarter lead to beat Mizzou, 49-39, in Week 6. LSU trailed Missouri, 22-7, at the 10:47 mark in the second quarter. From there, it was all LSU as the Tigers outscored Missouri, 42-17, the rest of the way to win. A **Harold Perkins** interception at the 5:08 mark in the second quarter ignited LSU's rally as the Tigers got to within 25-22 at halftime and then took their first lead of the game on a 42-yard TD pass from **Jayden Daniels** to **Brian Thomas** at the 6-minute mark in the third quarter. LSU nearly made it a sixth victory despite trailing by double-digits in the first half vs. Ole Miss but the Tigers came up short in that contest, 55-49. LSU trailed Ole Miss 21-7 and 28-14 in the first half only to take the lead at 35-31 early in the third quarter. Ole Miss scored with 39 seconds left to win. The following is a look at games LSU has won under BK despite trailing by double-digits in the first half:

Game	1st Half Deficit	Turning Point	Final
Miss. State	13-0 2Q	LSU scores just before half; opens 3Q with FG	LSU, 31-16
At Auburn	17-0 2Q	Jay Ward returns fumble 23-yards for TD in 2Q	LSU, 21-17
Ole Miss	17-3 2Q	Joe Foucha interception in endzone on 2nd down in 3Q	LSU, 45-20
Arkansas	13-3 2Q	B.Thomas 49-yds TD reception just before half	LSU, 34-31
At Missouri	22-7 2Q	H. Perkins interception at 5:08 mark in 2Q	LSU, 49-39

LSU Pulls A Rarity With 2 100-Yard Receivers, 100-Yard Rusher vs. Ole Miss

With a pair of 100-yard receivers and a 100-yard rusher against Ole Miss, LSU's offensive trio of **Malik Nabers**, **Brian Thomas** and **Logan Diggs** pulled a rarity in the loss to the Rebels. It marked only the seventh time in school history LSU has had 2 100-yard receivers and a 100-yard rusher in the same game. The last time it happened came against Clemson in the 2019 CFP National Championship Game when Ja'Marr Chase (221 receiving), Justin Jefferson (106 receiving) and Clyde Edwards-Helaire (110 rushing) all hit the mark. Here's a look at the list of players who have accomplished this feat:

Game (Season)	Players (Stats)
Ole Miss (2023)	Brian Thomas (124), Malik Nabers (102), Logan Diggs (101 rush)
Clemson (2019 CFP)	Ja'Marr Chase (221), Justin Jefferson (106), Clyde Edwards-Helaire (110 rush)
Ole Miss (2019)	Ja'Marr Chase (227) Justin Jefferson (112), Clyde Edwards-Helaire (172 rush)
Florida (2019)	Ja'Marr Chase (127) Justin Jefferson (123), Clyde Edwards-Helaire (134 rush)
Illinois (2001 Sugar)	Josh Reed (239), Michael Clayton (120), Domanick Davis (122 rush)
Kentucky (2001)	Josh Reed (160), Michael Clayton (105), LaBrandon Toefield (129 rush)
Miss. State (2000)	Josh Reed (113), Reggie Robinson (102), LaBrandon Toefield (119 rush)

Daniels Becomes First LSU QB To Account for 4-Plus TDs in 5 Straight Games During Same Season

With his performance against Missouri, **QB Jayden Daniels** became the first LSU QB to account for 4-plus TD's in 5 straight games in the same season. Prior to accomplishing this feat, **Daniels** was the first LSU QB to account for 4-plus TDs in four-straight games. Only 1 other player in LSU history has accounted for 4 TDs in 4 straight games – Joe Burrow, who did it in the final 2 games of 2018 and the first 2 games of the 2019 season. **Daniels** has now accounted for 62 TDs (44 passing, 17 rushing, 1 receiving) in his 23-game career with the Tigers. The 62 TDs rank No. 4 in school history for a career. Burrow holds the mark with 88. Here's a look at **Daniels'** 5-TD game streak (Note: The streak ended vs. Auburn):

Opponent	Daniels' TDs
Grambling	5 passing TDs
Mississippi State	2 rushing TDs, 2 passing TDs
Arkansas	4 passing TDs
Ole Miss	4 passing TDs, 1 rushing TD
Missouri	3 passing TDs, 1 rushing TD

Daniels Moves Up Career TD Responsible For List at LSU

By accounting for 3 TDs against Alabama (2 passing, 1 rushing), **QB Jayden Daniels** ran his career total to 62, which ranks No. 4 in school history. During his 23-game LSU career, **Daniels** has passed for 44 TDs and rushed for another 16 (**Daniels** also accounted for a receiving TD vs. Purdue in 2022). Joe Burrow holds the LSU mark with 88 TDs responsible for during his 29-game career with the Tigers. **Daniels** sits behind Herb Tyler at No. 3 with 63 and Tommy Hodson at No. 2 with 71.

NOTEBOOK

LSU Has Started Same Combo On O-Line In 8 of 9 Games

LSU's starting 5 on the offensive line was back at full strength against Alabama with the return of **RT Emery Jones Jr.** to the lineup. Jones missed the Army game with an injury, snapping a 7-game streak with the same starting offensive line combination. LSU has used the same combination on the offensive line for 8 of its 9 games this year. This year's LSU offensive line has combined for 106 starts and all 5 starters have at least 19 career starts to their credit with **C Charles Turner** leading the way with 23. He's followed by **LT Will Campbell** (22), **RG Miles Frazier** (22), **RT Emery Jones Jr.** (20) and **LG Garrett Dellinger** (19).

Daniels Holds LSU Career Mark for Rushing Yards By A QB

Jayden Daniels set the LSU career rushing mark by a quarterback when bettered Jordan Jefferson's previous record of 1,018 against Mississippi State in week 3. **Daniels** needed only 16 games to break the mark. He goes into the Florida game with 1,569 yards rushing in 23 games at LSU.

Nabers and Thomas Add Names To Jefferson-Chase List

When **Malik Nabers** and **Brian Thomas** each went over 130 receiving yards against Arkansas, they became only the second duo in LSU history to accomplish such a feat. The only other time in school history LSU has had a pair of receivers with 130 yards or more in the same game came against Texas in 2019 when Justin Jefferson (163) and Ja'Marr Chase (147) did it in the win over the Longhorns. LSU actually had a third receiver with 100 yards in the Texas game as Terrace Marshall hauled in 6 passes for 123 yards.

Daniels Joins Elite Group in FBS 10,000-Passing Yard, 2,000-Rushing Yard Club

LSU **QB Jayden Daniels** became only the 6th player in FBS history to pass for 10,000 yards and rush for 2,000 yards in a career when he reached the 10,000-yard passing mark against Arkansas in week 4. **Daniels** went over the 10,000-yard milestone on a 26-yard completion to **Brian Thomas** with 38 seconds remaining in the second quarter. **Daniels**, who spent his first 3 years at Arizona State, accomplished the milestone in the 46th game of his career. The following is a look at the other players in the 10,000-2,000 (passing-rushing) club in FBS history:

Player (Years)	School	Passing Yards	Rushing Yards
Dan LeFevour (2006-09)	Central Michigan	12,905	2,948
Jayden Daniels (2019-23)	Arizona State/LSU	11,729	2,832
Marcus Mariota (2012-14)	Oregon	10,796	2,237
Trevone Boykin (2012-15)	TCU	10,728	2,049
Robert Griffin III (2008-11)	Baylor	10,366	2,254
Colin Kaepernick (2007-10)	Nevada	10,098	4,112

Noteworthy: Brian Kelly coached 2 players on this list – LeFevour at Central Michigan in 2006 and **Daniels** at LSU in 2022-23.

Game Ball

Following each win dating back to the beginning of head coach **Brian Kelly's** tenure in 2022, he and the staff present the "game ball" to a player who had the biggest impact on the win. **RB Noah Cain** received the first game ball of the season in the locker room following LSU's win over Grambling State in week 2. **WR Brian Thomas Jr.** earned the game ball for his performance against Arkansas, catching 5 passes for 133 yards and 2 TDs. **Jayden Daniels** was awarded the game ball for his gutsy performance vs. Missouri where he accounted for 4 TDs and 389 yards of total offense (130 rushing, 259 passing) in the victory. **Harold Perkins Jr.** earned the game ball from BK after his performance against Auburn that included a sack, 2 TFL, a pass breakup and a QB hurry. Most recently, LSU's defense earned the game ball, which was presented to **DC Matt House** after holding Army to 193 total yards - the fewest LSU has allowed in 2023. **OC Mike Denbrock** presented another game ball - this one to **Kelly** for earning his 300th on-field victory in his 32 seasons as a collegiate head coach. **Greg Brooks** earned the game ball following LSU's win over Mississippi State when the team dedicated its performance to its team captain. The following is a look at LSU's game ball recipients this year:

LSU's Game Ball

Game	Recipient
Grambling State	RB Noah Cain
Miss. State	S Greg Brooks Jr.
Arkansas	WR Brian Thomas Jr.
Missouri	QB Jayden Daniels
Auburn	LB Harold Perkins Jr.
Army	Defense (Presented to Matt House by BK)
	Brian Kelly (Presented to BK by OC Mike Denbrock)

Nabers Ties LSU Mark For Receptions in a Half; Fourth-Most Receiving Yards in a Half

WR Malik Nabers tied the LSU mark for receptions in a half when he caught 10 passes for 188 yards in the win over Mississippi State. The 10 receptions tied Josh Reed's previous mark set against Alabama in 2001. In that game, Reed set the SEC record with 19 receptions for 293 yards in the 35-21 LSU victory.

Nabers' 188 receiving yards stand as the fourth-highest total for a half in LSU history trailing only Kayshon Boutte (199 vs. Ole Miss, 2020), Ja'Marr Chase (199 at Vanderbilt, 2019), and Terrace Marshall (195 at Missouri, 2020).

Daniels Ranks No. 2 to Only Burrow at LSU in Career 400-Yard Total Offense Games

QB Jayden Daniels had 400 yards of total offense for the fifth time of his LSU career vs. Auburn with 418 vs. the visiting Tigers. It's the fourth time this year **Daniels** has gone over the 400-yard mark for total offense – he opened the season with 411 yards (367 passing, 64 rushing) against Florida State. Only Heisman Trophy winner Joe Burrow has more 400-yard games in LSU history than Daniels. Burrow did it 6 times during his career at LSU from 2018-19. Here's a look at **Daniels'** 400-yards of total offense games:

Game (Season)	Stats
UAB (2022)	408 total yards (297 passing, 111 rushing)
Florida State (2023)	411 total yards (347 passing, 64 rushing)
Miss. State (2023)	425 total yards (361 passing, 64 rushing)
Ole Miss (2023)	513 total yards (414 passing, 99 rushing)
Auburn (2023)	418 total yards (325, 93 rushing)

Mason Taylor Moves Up Tight End Receiving List

With 3 receptions against Alabama, sophomore **TE Mason Taylor** ran his career numbers to 61 receptions for 622 yards. **Taylor's** 61 receptions rank No. 5 on LSU's all-time list for a player at his position. Richard Dickson holds the LSU record for receptions by a tight end with 90.

LSU Has Punted Only 17 Times In 2023 – Fewest In Nation

The one person who suffers from an efficient offense is that of the punter as senior **Jay Bramblett** has punted only 17 times this year. The 17 punts are the fewest among all FBS teams in 2023. Bramblett has made the most of his punts, averaging 41.6 yards on 17 punts. He's had 5 of his punts downed inside the 20-yard line, including one at the goal line vs. Florida State and one at the Missouri 5-yard line on their second-to-last drive of the game.

NOTEBOOK

Daniels Keeps Adding to His List of LSU Records

Jayden Daniels, one of the most dynamic quarterbacks in college football, is back for his second season as the starter for the Tigers after leading LSU to a 10-4 mark and the SEC Western Division title in 2022. A first-team preseason All-SEC by both the media and the SEC Coaches, **Daniels** opened 2023 with 411 yards of total offense (347 passing, 64 rushing) against Florida State. A year ago, **Daniels** set LSU records for rushing yards (875) and rushing TDs (11) by a quarterback. He also became the first player in LSU history to run for 3 TDs and pass for 3 TDs in game decided in regulation (at Florida in 2022). **Daniels** was one of only 2 quarterbacks (other was John Rhys Plumlee of UCF) in FBS to rush for 800 yards (885) and throw for at least 2,500 yards (2,913). Here's a look at some of **Daniels'** notable accomplishments in his 21 games with the Tigers:

2023

- 513 total yards vs. Ole Miss (414 pass, 99 rush) – fifth-highest total in LSU history
- Most total yards of offense in a season-opener in LSU history (411 vs. Florida State)
- Most passing yards in a season-opener in school history (347 vs. Florida State)
- Led LSU in rushing for 10th time in his career (64 yards vs. Mississippi State)
- 5 TD passes vs. Grambling, a career-best and ties for third-highest total in LSU history
- Had his then-LSU best 425 total yards (361 passing, 64 rushing) vs. Mississippi State
- Rushed (2) and passed (2) for 4 TDs vs. Mississippi State marking 7th time at LSU he's rushed/passed for TDs in same game (LSU is 7-0 in those games)
- Accounted for 5 TD's against Ole Miss, becoming the first LSU QB to account for 4-plus TD's in four-straight games during the same season
- Added to his streak of games with 4-plus TDs accounted for by passing for 3 and rushing for 1 against Missouri
- Led LSU offense to 563 total yards vs. Auburn, the sixth consecutive 500-yard game for the Tigers – the longest such streak in school history
- Set LSU mark for rushing yards by a QB with a career-high 163 vs. Alabama

2022

- Single-season record holder for rushing yards by a quarterback (885)
- Single-season record holder for rushing TDs by a quarterback (11)
- First player to rush for 3 TDs and pass for 3 TDs in a game decided in regulation (at Florida)
- First player to rush for 100 yards and pass for 200 yards in a game decided in regulation (vs. Florida State)
- Became only player in school history to rush for 100 yards and pass for 200 yards in a game in same season when he did it a second time vs. Ole Miss (121 rush, 247 pass)
- Did it a third time vs. UAB with 111 rushing yards and 297 passing yards
- First quarterback to lead LSU to wins at Auburn and at Florida in same season
- First quarterback to rush for a TD and pass for a TD in same game six times
- 32 completions vs. Tennessee – ties for No. 3 in single-game LSU history
- 28 TDs accounted for ties for No. 4 in single-season LSU history
- 3,798 yards of total offense (885 rushing, 2,913 passing) ranks No. 2 in single-season LSU history
- Led all QBs nationally in rushing yards with 885 yards
- One of only 2 QBs nationally with 800-plus rushing yards and 2,500-plus passing yards

Diggs Joins Cecil "The Diesel" In Rare LSU Company

When transfer **RB Logan Diggs** rushed for 115 yards in his LSU debut vs. Grambling, he became the first Tiger running back to go over 100 yards in his debut as a Tiger since Cecil "The Diesel" Collins did it in 1997. Collins rushed for 172 yards on 22 carries in a 24-9 win over Mississippi State in week 2 of the 1997 season. Collins didn't play in the season-opener that year against Texas-El Paso. **Diggs** leads the Tigers n rushing with 354 yards and 3 TDs on 57 carries. He's averaging 88.5 yards per game, which ranks No. 3 in the SEC.

LSU's Running Back Room Features 3 Who Have Rushed for 100 Yards In A Game

With the return of **John Emery** to the field in week 3 vs. Mississippi State, LSU's running back room features 3 players who have a 100-yard rushing game to their credit. **Emery** and **Josh Williams** both have 100-yard games to their credit. Here's a look at the 100-yard rushers on the LSU roster, which includes **QB Jayden Daniels**:

Player	100-Yd Games	Breakdown
Jayden Daniels	5	114 vs. Fla. State, 2022 (L); 121 vs. Ole Miss, 2022 (W); 111 vs. UAB, 2022 (W); 130 vs. Missouri, 2023 (W), 163 vs. Alabama (L)
Josh Williams	2	106 at Florida, 2022 (W); 118 at Arkansas, 2022 (W)
Logan Diggs	3	115 vs. Grambling, 2023 (W), 101 vs. Ole Miss, 2023 (L); 134 vs. Missouri, 2023 (W)
John Emery	1	103 at Vanderbilt, 2020 (W)

LSU Scores TDs On Modern Day School-Record 10 Straight Possessions Against Grambling

LSU opened the Grambling game by scoring touchdowns on its first 10 possessions, a first in modern day school history. **QB Jayden Daniels** directed LSU on 6 TD drives in the first half before giving way to **Garrett Nussmeier**, who then directed the Tigers on 3 more scores. True freshman **Rickie Collins** guided LSU on the 10th and final scoring drive before the Tigers eventually turned the ball over on downs on their next possession.

LSU Goes Over 300-Yards Both Passing and Rushing vs. Grambling

LSU accomplished another rare feat against Grambling as the Tigers went over the 300-yard mark in both rushing and passing yards in the win over the G-Men. LSU finished the game with 302 yards on the ground and 320 yards through the air. It's the first time since 2013 vs. Furman, and only the fourth time in school history that the Tigers managed to top the 300-yard mark in both categories. Here's a look at LSU's 300-yard rushing and passing games in school history:

Date	Opponent	Rush Yards	Pass Yards
Nov. 18, 1967	def. Mississippi State, 55-0	327	303
Sept. 30, 1989	def. Ohio, 57-6	313	306
Oct. 26, 2013	def. Furman, 48-16	332	340
Sept. 9, 2023	def. Grambling, 72-10	302	320

Daniels Has Fourth Game Accounting For 5 TDs

Jayden Daniels accounted for 5 TDs in a game for the fourth time of his career in week 5 vs. Ole Miss. **Daniels** passed for 4 TDs and rushed for another against the Rebels. It marked the fourth time in his 19-game LSU career **Daniels** has been responsible for 5 touchdowns in a game. Joe Burrow did it 7 times during his career, the most in school history. Last year, **Daniels** became the first player in LSU history to rush for 3 TDs and pass for 3 TDs in a game decided in a regulation when he did it in the win over Florida. The following week against Ole Miss, **Daniels** rushed for 3 TDs and passed for 2 more in the LSU victory. Here's a look at **Daniels'** 5 TD games at LSU:

Year	Game	Stats
2022	at Florida	3 rush TDs, 3 pass TDs
2022	Ole Miss	2 rush TDs, 3 pass TDs
2023	Grambling	5 pass TDs
2023	at Ole Miss	4 pass TDs, 1 rush TD

NOTEBOOK

14 Tigers Have Earned Their First Start in an LSU Uniform

14 players have started for the first time in an LSU uniform this season, a list that added **CB Javien Toviano**, who got his first career start against Alabama last week. Here's a game-by-game breakdown of first-time starters in an LSU uniform this year:

Game	First-Time Starters
Florida State	CB Zy Alexander, LB Omar Speights, JACK Ovi Oghoufo, WR Aaron Anderson, S Andre Sam
Grambling	RB Logan Diggs, CB Denver Harris
Miss. State	TE Mac Markway, LB Whit Weeks, JACK Bradyn Swinson
Arkansas	None
Ole Miss	CB Ashton Stamps
Missouri	None
Army	OT Lance Heard, DT Jordan Jefferson
Alabama	CB Javien Toviano

22 True Freshmen Have Seen Action in 2023

LSU has played 22 true freshmen through the first 9 games of the season. Of the 21, 4 have started have started for the Tigers – **LB Whit Weeks** and **TE Mac Markway** vs. Mississippi State; **CB Ashton Stamps** vs. Ole Miss; and **OT Lance Heard** vs. Army. The list includes 20 scholarship players and 2 walk-ons (**Jake Ibieta** and **Ryan Robinson**). Here's the list of true freshmen who have seen action this year:

Player	Position	Games Played
Shelton Sampson	WR	2
Rickie Collins	QB	1
Jaxon Howard	JACK	2
Kyle Parker	WR	2
Da'Shawn Womack	DE	8
Ryan Yaates	S	9
Javien Toviano	S	9
Ashton Stamps	CB	7
Kaleb Jackson	RB	9
Jeremiah Hughes	CB	9
Whit Weeks	LB	9
Lance Heard	OT	8
DJ Chester	C	9
Jackson McGohan	TE	6
Mac Markway	TE	8
Ka'Morreun Pimpton	TE	6
Jake Ibieta	LB	1
Ryan Robinson Jr.	CB	3
Christian Brathwaite	LB	2
Jalen Brown	WR	2
Kylin Jackson	S	3
Dylan Carpenter	JACK	1

Daniels 1 of 4 LSU Quarterbacks With 5 Passing TDs in a Game

With 5 TD passes against Grambling, **QB Jayden Daniels** joined Joe Burrow, Max Johnson and Zach Mettenberger as the only players in school history to reach that total in a single-game. Burrow holds the school-record with 7 against Oklahoma in the CFP Semifinal and he has the most games with at least 5 TD passes at 6. Johnson did it against Central Michigan in 2021, while Mettenberger was the first Tiger to reach the mark against UAB in 2013. Here's a look at the LSU players with at least 5 TD passes in a game:

Player	Year	Opponent
Joe Burrow	2019	7 vs. Oklahoma, 6 at Vandy, 5 vs. Clemson, at Ole Miss, vs. Utah State, vs. Ga. Southern
Jayden Daniels	2023	5 vs. Grambling
Max Johnson	2021	5 vs. Central Michigan
Zach Mettenberger	2013	5 vs. UAB

Everybody Eats

In LSU's 72-point performance against Grambling, the Tigers had 9 players record either receiving, rushing or passing touchdowns. **Jayden Daniels** led the way with 5 passing touchdowns, becoming the fourth Tiger to do so in a game. Furthermore, all 5 of his touchdowns came through the air as he joined Joe Burrow (7 vs. Oklahoma in the first half of the 2019 Chick-Fil-A Peach Bowl) as the only other LSU QB with at least 5 in one half. **Logan Diggs** (1), **Kaleb Jackson** (2), **Noah Cain** (1) and **Garrett Nussmeier** all had rushing touchdowns. **Brian Thomas Jr.** (2), **Malik Nabers** (1), **Kyren Lacy** (1) and **Mason Taylor** (1) recorded receiving touchdowns. It marked the third time in program history and first time since 1977 where the Tigers had at least five rushing touchdowns and five passing touchdowns in the same contest. The following is a list of games in which LSU has scored 5 TDs rushing and passing in the same contest:

Date	Opponent	Breakdown
Nov. 21, 1936	def. Louisiana-Lafayette, 93-0	9 rush, 5 pass
Sept. 24, 1977	def. Rice, 77-0	5 rush, 5 pass
Sept. 9, 2023	def. Grambling, 72-10	5 rush, 5 pass

BK and Dietzel Only Coaches In LSU History To Lead Tigers to 10 Wins After Dropping Opener

Last year, **Brian Kelly** joined Paul Dietzel as the only coaches in LSU history to lead their teams to a 10-win season after dropping the season-opener. In 2022, **Kelly** and the Tigers fell to Florida State, 24-23, in New Orleans and then went on to win 10 games, including victories over Ole Miss and Alabama, along with a berth in the SEC Championship Game. In 1961, fifth-ranked LSU fell to unranked Rice, 16-3, in Houston and then reeled off 10 straight victories to go 10-1 overall and win the SEC title. LSU won its 10th game that year in the Orange Bowl, beating No. 7 Colorado, 25-7.

Brian Kelly's Won At Least 10 Games For Six Straight Seasons; Nation's Third-Longest Active Streak

LSU coach **Brian Kelly** brings a 6-year streak of winning at least 10 games into the 2023 season. In his first year at LSU, **Kelly** guided the Tigers to a 10-4 mark and the SEC Western Division title. **Kelly's** streak of at least 10 wins goes back to 2017 at Notre Dame when the Irish were 10-3 overall. He followed that with a 12-1 mark in 2018, 11-2 in 2019, 10-2 in 2020, and 11-1 in 2021. His six consecutive seasons of at least 10 wins trails only Nick Saban (15) and Dabo Swinney (12).

NOTEBOOK

Brooks, Campbell, Daniels and Wingo Named LSU Captains for 2023

LSU coach **Brian Kelly** announced Tuesday of Florida State game week that **Jayden Daniels**, **Will Campbell**, **Mekhi Wingo** and **Greg Brooks** will serve as team captains for the Tigers in 2023. The four captains were voted to their leadership role by their teammates. All four players are entering their second season with the Tigers and they were all starters on last year's team that won 10 games and claimed the SEC Western Division crown.

Josh Williams Nominated for NFF Scholar-Athlete Award

Senior running back **Josh Williams** has been nominated for the prestigious Campbell Trophy, the National Football Foundation Scholar-Athlete Award. **Williams** graduated with a 3.4 grade point average in marketing and is currently pursuing a Master's in business administration. He's a 3-time member of the SEC Academic Honor Roll. A former walk-on, **Williams** led all LSU running backs in rushing yards with 532 to go along with 6 TDs in 2022.

Wingo To Wear No. 18 In 2023

Junior **DT Mekhi Wingo** will wear No. 18 for the Tigers this year. He was presented the jersey by head coach **Brian Kelly** following practice on the Saturday prior to the season opener in Tiger Stadium. "The number 18 has great historical significance with our program," **Kelly** said. "It's a number that has national championship significance with Matt Mauck wearing it in 2003 and leading LSU to its first national title since 1958. He passed it on to Jacob Hester who won a national championship in 2007. 'It's worn by a player who represents the traits and spirit associated with a successful program and that's Mekhi.'" **Wingo** quickly established himself as a leader for the Tigers on and off the field after transferring to LSU prior to the 2022 season. Last year, he earned third-team AP All-America honors as well as being a member of the SEC Football Leadership Council and a nominee for the AFCA Good Works Team. He also was one of three players to represent LSU at SEC Football Media Days in July. In May, **Wingo** was one of 11 LSU players who traveled to Africa as part of the program's first Study Abroad initiative. "This means a lot to me and I want to thank BJ (Ojulari) for showing me how to properly wear this number," Wingo told the team after practice. "I'm going to play my heart out and represent this number and all those who have worn it before me the right way."

Here is a look at the players to wear No. 18:

Years	Player	Position
2003	Matt Mauck	QB
2004-07	Jacob Hester	RB
2008-09	Richard Dickson	TE
2010	Richard Murphy	RB
2011	Brandon Taylor	S
2012	Bennie Logan	DT
2013	Lamin Barrow	LB
2014	Terrence Magee	RB
2015-16	Tre'Davious White	CB
2017	Christian LaCouture	DL
2017	John David Moore	FB/TE
2018	Foster Moreau	TE
2019	Lloyd Cushenberry III	C
2019	K'Lavon Chaisson	LB
2020	Chris Curry	RB
2020-21	Damone Clark	LB
2021	Avery Atkins	PK
2022	BJ Ojulari	LB
2023	Mekhi Wingo	DT

Campbell Awarded No. 7 Jersey; Will Wear Patch On His No. 66 Uniform

Sophomore left tackle **Will Campbell** was awarded the No. 7 jersey for the 2023. **Kelly** presented **Campbell** with his jersey following practice on the Saturday prior to the season-opener in Tiger Stadium. As an offensive lineman, the rules of college football prevent **Campbell** from actually wearing the No. 7 jersey so instead his No. 66 jersey will be accompanied by a No. 7 patch. **Campbell**, a native of Monroe, was a day 1 starter on the offensive line for the Tigers in 2022, becoming the first true freshman in school history to be the everyday starter left tackle. He capped his rookie season earning second-team All-SEC honors as well as being a Freshman All-America. "The (number) 7 has an interesting history that starts with Patrick Peterson," **Kelly** said when presenting **Campbell** his jersey. "He was an outstanding player. Prolific playmakers have worn (number) 7. I wanted to take a spin and make it about Louisiana. That's my spin. This year we wanted to highlight the group that doesn't get much notoriety. We went with Louisiana bred Will Campbell. I like the significance of the left tackle because he is a playmaker who must protect the quarterback every play." Outside of Billy Cannon's retired No. 20 jersey, the Nos. 18 and 7 are two of the most iconic LSU football numbers and have been worn by some of the all-time greats in school history.

LSU No. 7 (since tradition started in 2008)

Years	Player	Position
2008-10	Patrick Peterson	CB/Return Specialist
2011	Tyrann Mathieu	CB/Return Specialist
2014-16	Leonard Fournette	RB
2017	DJ Chark	WR
2019	Grant Delpit	S
2020	Ja'Marr Chase	WR
2021	Derek Stingley Jr.	CB
2022	Kayshon Boutte	WR
2023	Will Campbell	LT

Josh Williams Nominated for NFF Scholar-Athlete Award

Senior running back **Josh Williams** has been nominated for the prestigious Campbell Trophy, the National Football Foundation Scholar-Athlete Award. **Williams** graduated with a 3.4 grade point average in marketing and is currently pursuing a Master's in business administration. He's a 3-time member of the SEC Academic Honor Roll. A former walk-on, **Williams** led all LSU running backs in rushing yards with 532 to go along with 6 TDs in 2022.

Three Players from 2019 National Championship Still on Roster

This year's LSU roster features 3 players who were part of the 2019 national championship team: **RB John Emery**, **C Charles Turner** and **RB Josh Williams**. All three were true freshmen on the 2019 team.

BK Joined Miles and McElwain As First-Year SEC Coaches To Reach League Title Game

LSU coach **Brian Kelly** joined a small group of only two other SEC coaches to take their team to the league's title game in their first season in the conference last year. **Kelly** joined Les Miles (2005) and Jim McElwain (2015 at Florida) as the only three first-year SEC coaches to reach the championship game

Wingo Named to Allstate Good Works Team

DT Mekhi Wingo is one of 11 players from the Football Bowl Division (FBS) to be selected for the 2023 Allstate AFCA Good Works Team. The Allstate AFCA Good Works Team was established in 1992 as a way to recognize college football players for their work in communities. This year's Allstate AFCA Good Works Team was selected from 136 student-athletes who were nominated from across the country. **Wingo**, a junior from St. Louis, has been a leader for the Tigers since arriving on campus last year after transferring from Missouri. A member of the SEC Football Leadership Council, **Wingo** is one of four permanent team captains for the Tigers this year. He was also selected to wear No. 18 for the Tigers, a number given to a player who best represents the traits associated with LSU football and its mission to graduate champions.

Wingo's list of community involvement during his time at LSU include:

- Served as a host for the Boys & Girls Club on a recent visit to the LSU Football Operations Center.
- Participated in Literacy Fest at McKinley Senior High School where he addressed the students about the importance of academics as well as being a well-rounded person.
- Joined LSU teammates at the Baton Rouge Food Bank in August as they packed nearly 8,000 pounds of water, 32,000 pounds of food – the equivalent of nearly 27,000 meals for the less fortunate in the Baton Rouge area.
- Distributed food for victims at the Domestic Violence Shelter.
- At a community service event at the Citrus Bowl, he befriended a young girl and noticed her shoes were too small. He took it upon himself to find out what size shoes she wore and purchased her a new pair.
- As part of LSU's football leadership, he helps coordinate visits with sick children and the team. Recently he was part of a group of players who hosted a 9-year-old boy with lymphoblastic lymphoma. Mekhi and his teammates presented the child with an LSU jersey, took pictures with the family and gave him a tour of the football facility.
- Serves as LSU's representative on the SEC Football Leadership Council. The council travels to the SEC headquarters to meet with the Commissioner and others around the league to discuss their sport and the student-athlete experience.
- He was one of 11 LSU football players to Study Abroad in May. The group traveled to Senegal where they learned about the culture, participated in community service events, and engaged in activities with the youth of Senegal. The 8-day trip is the first of its kind for LSU football players to participate in.

LSU Roster Features 9 College Graduates

LSU's roster features 9 players who have already earned their college degree. The following is a look at LSU's college graduates:

P Jay Bramblett (Notre Dame, 2022)
RB Noah Cain (Penn State, 2022)
QB Jayden Daniels (Arizona State, 2021)
OL Mason Lunsford (Maryland, 2023)
JACK Ovie Oghoufo (Texas, 2023)
DB Andre Sam (McNeese, 2021)
LB Omar Speights (Oregon State, 2022)
C Charles Turner (LSU, 2023)
RB Josh Williams (LSU, 2022)

2022 Tigers: From Cellar to Championship Game In Just One Season Under Brian Kelly

In 2022, LSU joined Arkansas in 1995 and Auburn in 2013 as the only teams to reach the SEC title game a year after finishing last in its division. LSU finished last in the SEC Western Division in 2021 with a 3-5 league mark and advanced to the 2022 SEC Championship Game with a 6-2 conference record. Arkansas was the first to do it, going 2-6 in 1994, followed by a division-winning mark of 6-2 in 1995. Auburn was next to accomplish the feat, going 7-1 in 2013 after finishing last in the SEC West in 2012 with an 0-8 mark.

11 Tigers Studied Abroad in Senegal In May

The mission of LSU's football under **Brian Kelly** is to "Graduate Champions". One area **Kelly** has emphasized for the players is to build and identity outside of football. He wants them to be more than just football players and to create a brand and image that compliments what they are doing on the field. As he did for many years at Notre Dame, **Kelly** has implemented a "Study Abroad" program for LSU football players. In its first year, 11 players traveled to Senegal for 10 days in May to have an educational experience outside of the United States. "One of the things that I have tried to do since coming to LSU is to not only set the standards and the process of building a program that graduates champions, but to help our players establish an identity outside of football," **Kelly** said. "To get the opportunity to study abroad is an experience that student-athletes really don't get the chance to do so for our players to be able to participate in this unique educational program is something that I think will have a lifelong impact on them. I want our players to have the opportunity to see things from a different perspective and to really take ownership in their studies and to understand that there's much more out there than just being a football player. The opportunities of being an LSU football player go far beyond the field so I want to use the study abroad program to help them understand that. This is one of those pieces that we can continue to build on as we work with their identity outside of football and they are excited about it."

The 11 players who took part in the trip to Senegal include:

OL Bo Bordelon
RB Noah Cain
WR Chris Hilton
OT Emery Jones, Jr.
WR Malik Nabers
WR Javen Nicholas
LS Slade Roy
LB West Weeks
DL Fitzgerald West
RB Josh Williams
DT Mekhi Wingo

RECORD BOOK WATCH

CAREER RUSHING YARDS BY A QUARTERBACK

1.	1,569	Jayden Daniels	2022-present
2.	1,018	Jordan Jefferson	2008-11
3.	938	Lee Hedges	1949-51
4.	890	Fred Haynes	1966-68
5.	829	David Woodley	1976-79
6.	821	Nelson Stokley	1965-67
7.	778	Herb Tyler	1995-98
8.	767	Joe Burrow	2018-19
9.	671	Paul Lyons	1970-72
10.	617	Marcus Randall	2001-04

CAREER RUSHING TDS BY A QUARTERBACK

1.	23	Herb Tyler	1995-98
2.	17	Jayden Daniels	2022-present
3.	15	David Woodley	1977-79
4.	13	Alan Risher	1980-82
	13	Nelson Stokley	1965-67
6.	12	Joe Burrow	2018-19
	12	Jordan Jefferson	2008-11
8.	10	Steve Ensminger	1976-79
9.	9	Jeff Wickersham	1982-85
10.	8	Bert Jones	1970-72
	8	Mike Hillman	1967-69

CAREER PASSING YARDS

1.	9,115	Tommy Hodson (674-1,163)	1986-89
2.	8,565	Joe Burrow (621-906)	2018-19
3.	6,921	Jeff Wickersham (587-1,005)	1982-85
4.	6,625	JaMarcus Russell (493-797)	2004-06
5.	6,158	Jamie Howard (459-934)	1992-95
6.	5,876	Herb Tyler (434-715)	1995-98
7.	5,783	Zach Mettenberger (407-659)	2011-13
8.	5,705	Jayden Daniels (444-635)	2022-present
9.	4,733	Jordan Jefferson (397-678)	2008-11
10.	4,586	Danny Etling (325-544)	2016-17

CAREER RECEPTIONS

1.	183	Wendell Davis (2,708 yards)	1984-87
2.	182	Michael Clayton (2,582 yards)	2001-03
3.	175	Brandon LaFell (2,517 yards)	2006-09
4.	167	Josh Reed (3,001 yards)	1999-2001
5.	166	Malik Nabers (2,586 yards)	2021-present
6.	165	Justin Jefferson (2,415 yards)	2017-19
7.	160	Early Doucet (1,943 yards)	2004-07
8.	154	Dwayne Bowe (2,403 yards)	2003-06
9.	152	Eric Martin (2,625 yards)	1981-84
10.	149	Jerel Myers (1,843 yards)	1999-2000

CAREER RECEIVING YARDS

1.	3,001	Josh Reed (167 catches)	1999-2001
2.	2,708	Wendell Davis (183 catches)	1984-87
3.	2,625	Eric Martin (152 catches)	1981-84
4.	2,586	Malik Nabers (166 catches)	2021-present
5.	2,582	Michael Clayton (182 catches)	2001-03
6.	2,517	Brandon LaFell (175 catches)	2006-09
7.	2,415	Justin Jefferson (165 catches)	2017-19
8.	2,403	Dwayne Bowe (154 catches)	2003-06
9.	2,340	Odell Beckham Jr. (143 catches)	2011-13
10.	2,196	Tony Moss (132 catches)	1986-89

CAREER RECEIVING TDs

1.	26	Dwayne Bowe	2003-06
2.	25	Brandon LaFell	2006-09
3.	24	Justin Jefferson	2017-19
4.	23	Terrace Marshall Jr.	2018-20
	23	Ja'Marr Chase	2018-19
6.	21	Michael Clayton	2001-03
7.	20	Early Doucet	2004-07
8.	19	Devery Henderson	2000-03
	19	Wendell Davis	1984-87
10.	18	Brian Thomas Jr.	2021-present
	18	Andy Hamilton	1969-71
-	17	Malik Nabers	2021-present

CAREER TOTAL YARDS

1.	9,332	Joe Burrow (676 rush, 8,565 pass)	2018-19
2.	8,938	Tommy Hodson (-177 rush, 9,115 pass)	1986-89
3.	7,274	Jayden Daniels (1,569 rush, 5,705 pass)	2022-present
4.	6,705	Jeff Wickersham (-216 rush, 6,921 pass)	1982-85
5.	6,704	JaMarcus Russell (79 rush, 6,625 pass)	2004-06
6.	6,654	Herb Tyler (778 rush, 5,876 pass)	1995-98
7.	6,010	Jamie Howard (-148 rush, 6,158 pass)	1992-95
8.	5,751	Jordan Jefferson (1,018 rush, 4,733 pass)	2008-11
9.	5,470	Zach Mettenberger (-313 rush, 5,783 pass)	2011-13
10.	5,127	Alan Risher (542 rush, 4,585 pass)	1980-82

CAREER TOUCHDOWN PASSES

1.	76	Joe Burrow	2018-19
2.	69	Tommy Hodson	1986-89
3.	52	JaMarcus Russell	2004-06
4.	44	Jayden Daniels	2022-present
5.	40	Herb Tyler	1995-98
6.	37	Matt Mauck	2001-03
7.	35	Zach Mettenberger	2011-13
8.	34	Jamie Howard	1992-95
	34	Jordan Jefferson	2008-11
10.	32	Jarrett Lee	2008-11

CAREER TD'S RESPONSIBLE FOR

1.	88	Joe Burrow (12 rush, 76 pass)	2018-19
2.	71	Tommy Hodson (2 rush, 69 pass)	1986-89
3.	63	Herb Tyler (23 rush, 40 pass)	1995-98
4.	62	Jayden Daniels (17 rush, 44 pass, 1 rec.)	2022-present
5.	56	JaMarcus Russell (4 rush, 52 pass)	2004-06
6.	53	Kevin Faulk (46 rush, 4 rec, 2 PR, 1 KOR)	1995-98
7.	50	Dalton Hilliard (44 rush, 6 rec)	1982-85
8.	46	Jordan Jefferson (12 rush, 34 pass)	2008-11
9.	44	Alan Risher (13 rush, 31 pass)	1980-82
10.	42	Leonard Fournette (40 rush, 1 rec, 1 KOR)	2014-16

CAREER RECEPTIONS BY A TIGHT END

1.	90	Richard Dickson	2006-09
2.	87	Mitch Andrews	1982-85
3.	75	Malcolm Scott	1979-82
4.	71	David LaFleur	1993-96
5.	61	Mason Taylor	2022-present
6.	59	Robert Royal	1998-01
7.	56	Brad Boyd	1971-74
8.	52	Foster Moreau	2015-18
	52	Chris Hill	1992-95
10.	48	Brian Kinchen	1984-87

PAT'S MADE IN A SINGLE GAME

1.	10	Bobby Moreau vs. Rice	1977
2.	9	Damian Ramos, Grambling State	2023
	9	Cade York vs. Oklahoma*	2019
	9	Cade York at Vanderbilt	2019
	9	Colby Delahoussaye vs. New Mexico St.	2014
	9	Wade Richey vs. New Mexico State	1996
	9	Drew Alleman vs. Idaho	2012
6.	8	Cade York vs. Arkansas	2019
	8	Cade York vs. Northwestern State	2019
	8	Trend Domingue vs. Texas Tech*	2015
	8	Colby Delahoussaye at Mississippi St.	2013
	8	Colby Delahoussaye vs. UAB	2013
	8	Colt David vs. North Texas	2005

RECORD BOOK WATCH

8	Pedro Suarez vs. San Jose State	1991
8	David Brown dyke vs. Cal State Fullerton	1987
8	Mark Lumpkin vs. Ole Miss	1970
8	Mike Conway vs. Oregon	1977

* - Denotes Bowl Game

CONSECUTIVE COMPLETIONS

1.	17	Joe Burrow (at Ole Miss)	2019
2.	14	JaMarcus Russell (vs. Mississippi State)	2006
	14	Matt Mauck (vs. Louisiana Tech)	2003
	14	Chad Loup (vs. Arkansas)	1993
5.	13	Jayden Daniels (vs. Mississippi State)	2023
	13	Joe Burrow (at Alabama)	2019
7.	12	Jayden Daniels (at Ole Miss)	2023
	12	Joe Burrow (vs. Arkansas)	2019
	12	Joe Burrow (vs. Florida)	2019
	12	Joe Burrow (at Vanderbilt)	2019
	12	Zach Mettenberger (at Mississippi State)	2013
	12	Tommy Hodson (at Tennessee)	1988
	12	Jeff Wickersham (at Tulane)	1985
	12	Alan Risher (vs. Rice)	1981

GAMES IN A SEASON WITH A RUSHING & PASSING TD

1.	6	Jayden Daniels	2022
2.	5	Jayden Daniels	2023
	5	Joe Burrow	2019
	5	Herb Tyler	1998
3.	4	Herb Tyler	1997
	4	Bert Jones	1972

CAREER GAMES WITH A RUSHING & PASSING TD

1.	11	Herb Tyler	1995-98
2.	10	Jayden Daniels	2022-Present
3.	8	Joe Burrow	2018-19
4.	7	Bert Jones	1970-72
5.	5	Alan Risher	1980-82

MOST RECEIVING YARDS IN A SINGLE GAME

1.	*308	Kayshon Boutte vs. Ole Miss (14 catches)	2021
2.	293	Josh Reed at Alabama (19 catches)	2001
3.	248	Todd Kinchen vs. Mississippi St. (9 catches)	1991
4.	239	Malik Nabers at Mississippi St. (13 catches)	2023
5.	235	Terrace Marshall Jr. at Missouri (11 catches)	2021
6.	229	Ja'Marr Chase at Vanderbilt (10 catches)	2019
7.	227	Justin Jefferson vs. Oklahoma (14 catches)	2019
	227	Ja'Marr Chase at Ole Miss (8 catches)	2019
8.	221	Ja'Marr Chase vs. Clemson (9 catches)	2019
10.	209	Eric Martin vs. Alabama (8 catches)	1983

* - SEC Record

MOST POINTS SCORED IN A SINGLE GAME (SEC ERA, SINCE 1933)

1.	93	vs. Louisiana-Lafayette	1936
2.	77	vs. Rice	1977
3.	72	vs. Grambling State	2023
	72	at Texas A&M (7OT)	2018
5.	70	vs. Arkansas State	1991
6.	66	at Vanderbilt	2019
	66	vs. Wyoming	1977
8.	65	vs. Northwestern State	2019
9.	63	vs. Purdue	2022
	63	vs. Oklahoma	2019
	63	vs. New Mexico State	2014
	63	vs. Idaho	2012
	63	at Kentucky	1997
	63	vs. New Mexico State	1996
	63	vs. Baylor	

RECEIVING TDs IN A SINGLE GAME

1.	*5	Carlos Carson vs. Rice	1977
2.	4	Justin Jefferson vs. Oklahoma	2019
	4	Ja'Marr Chase at Vanderbilt	2019

4	Tony Moss vs. Ohio	1989
5. 3	Brian Thomas Jr. at Ole Miss	2023
3	Jaray Jenkins vs. Florida	2021
3	Kayshon Boutte vs. UCLA	2021
3	Kayshon Boutte vs. Ole Miss	2020
3	Terrace Marshall Jr. at Missouri	2020
3	Ja'Marr Chase at Ole Miss	2019
3	Terrace Marshall Jr. vs. Ga. Southern	2019
3	Travin Dural vs. Sam Houston State	2014
3	Odell Beckham Jr. vs. UAB	2013
3	Terrence Toliver vs. Texas A&M	2010
3	Dwayne Bowe vs. Kentucky	2006
3	Devery Henderson at Kentucky	2002
3	Josh Reed vs. Tennessee	2000
3	Shedrick Wilson vs. Rice	1995
3	Wendell Davis at Ole Miss	1987
3	Wendell Davis vs. South Carolina	1987
3	Wendell Davis vs. Tulane	1986
3	Gerald Keigley vs. Auburn	1972
3	Andy Hamilton vs. Notre Dame	1971
3	Tommy Morel vs. Mississippi State	1967
3	Ken Kavanaugh Sr. at Holy Cross	1939

* - SEC Record

MOST POINTS IN A QUARTER

1.	37	vs. Southern (1st)	2022
	35	vs. Rice (3rd)	1977
	35	at Tulane (4th)	1958
3.	30	vs. Troy (4th)	2008
4.	28	vs. Grambling State (2nd)	2023
	28	vs. Oklahoma (2nd)	2019
	28	at Vanderbilt (1st)	2019
	28	vs. Southern Miss (3rd)	2016
	28	vs. Florida (2nd)	2015
	28	vs. New Mexico State (2nd)	2014
	28	at Mississippi State (4th)	2013
	28	vs. Georgia Tech* (2nd)	2008
	28	at Arizona State (4th)	2005
	28	vs. Louisiana Tech (1st)	2003
	28	vs. New Mexico State (2nd)	1996
	28	vs. Ole Miss (4th)	1970
	28	vs. Tulane (1st)	1965
	28	vs. Louisiana-Lafayette (3rd)	1936

RECEPTIONS IN A HALF

1.	10	Malik Nabers (at Mississippi St.)	2023
		(1st, 188 yards)	
	10	Josh Reed (at Alabama)	2003
		(1st, 137 yards)	
3.	9	Justin Jefferson (vs. Oklahoma)	2019
		(1st, 186 yards)	
	9	Brandon LaFell (vs. Troy)	2008
		(2nd, 110 yards)	
	9	Michael Clayton (at Alabama)	2003
		(1st, 103 yards)	
	9	Michael Clayton (vs. W. Illinois)	2003
		(1st, 134 yards)	
	9	Josh Reed (at Alabama)	2001
		(2nd, 156 yards)	
	9	Wendell Davis (vs. Ole Miss)	1986
		(2nd, 147 yards)	

RECEIVING YARDS IN A HALF

1.	199	Kayshon Boutte (vs. Ole Miss)	2020
		(2nd, 8 rec.)	
	199	Ja'Marr Chase (at Vanderbilt)	2019
		(1st, 7 rec.)	
3.	195	Terrace Marshall Jr. (at Missouri)	2020
		(2nd, 8 rec.)	
4.	188	Malik Nabers (at Mississippi St.)	2023
		(1st, 10 rec.)	
5.	186	Justin Jefferson (vs. Oklahoma)	2019
		(1st, 9 rec.)	
6.	165	Todd Kinchen (at Mississippi St.)	1991
		(2nd, 7 rec.)	

RECORD BOOK WATCH

7.	162	Ja'Marr Chase (vs. Clemson) (1st, 6 rec.)	2019
8.	160	Josh Reed (vs. Auburn) (1st, 8 rec.)	2001
9.	156	Josh Reed (at Alabama) (2nd, 9 rec.)	2001
10.	152	Ja'Marr Chase (vs. Ole Miss) (1st, 6 rec.)	2019
	152	Eric Martin (at Alabama) (1st, 5 rec.)	1983

PASSING TD'S IN A HALF

1.	7	Joe Burrow (1st; vs. Oklahoma)	2019
2.	5	Joe Burrow (1st; vs. Georgia Southern)	2019
	5	Jayden Daniels (1st; vs. Grambling St.)	2023
4.	4	Max Johnson (1st; vs. Central Michigan)	2021
	4	Joe Burrow (1st; at Vanderbilt)	2019
	4	Matt Mauck (1st; vs. Louisiana Tech)	2003
	4	Herb Tyler (1st; vs. Akron)	1997
	4	Steve Ensminger (1st; vs. Rice)	1977

Note: 2nd-half record is 3, 8x (since 1943); Last: Max Johnson at Mississippi St., 2021

TOUCHDOWNS IN A HALF

1.	7	vs. Oklahoma (1st; 2019)
2.	5	vs. Grambling St. (1st; 2023)
	5	vs. Georgia Southern (1st; 2019)
4.	4	vs. Central Michigan (1st; 2021)
	4	at Vanderbilt (1st; 2019)
	4	vs. Louisiana Tech (1st; 2003)
	4	vs. Akron (1st; 1997)
	4	vs. Ohio (1st; 1989)
	4	vs. Rice (1st; 1977)
	4	vs. Fordham (2nd; 1946)

TDs RESPONSIBLE FOR IN A SEASON

1.	^65	Joe Burrow (5 rush, 60 pass)	2019
2.	33	Jayden Daniels (6 rush, 27 pass)	2023
3.	29	Jayden Daniels (11 rush, 17 pass, 1 rec.)	2022
4.	29	JaMarcus Russell (1 rush, 28 pass)	2006
	29	Matt Mauck (1 rush, 28 pass)	2003
6.	28	Max Johnson (1 rush, 27 pass)	2021
7.	25	Matt Flynn (4 rush, 21 pass)	2007
	25	Herb Tyler (7 rush, 18 pass)	1998
9.	24	Tommy Hodson (2 rush, 22 pass)	1989
10.	23	Joe Burrow (7 rush, 16 pass)	2018
	23	Leonard Fournette (22 rush, 1 rec)	2015

^ - NCAA Record

TD PASSES IN A SEASON

1.	^60	Joe Burrow	2019
2.	28	JaMarcus Russell	2006
	28	Matt Mauck	2003
4.	27	Jayden Daniels	2023
	27	Max Johnson	2021
6.	22	Zach Mettenberger	2013
	22	Tommy Hodson	1989
8.	21	Matt Flynn	2007
	19	Tommy Hodson	1986
10.	18	Rohan Davey	2001
	18	Herb Tyler	1998

^ - NCAA Record

PASSING YARDS IN A SEASON

1.	*5,671	Joe Burrow (402-527)	2019
2.	3,347	Rohan Davey (217-367)	2001
3.	3,129	JaMarcus Russell (232-343)	2006
4.	3,082	Zach Mettenberger (192-296)	2013
5.	2,913	Jayden Daniels (266-387)	2022
6.	2,894	Joe Burrow (219-379)	2018
7.	2,825	Matt Mauck (229-358)	2003
8.	2,815	Max Johnson (225-373)	2021
9.	2,792	Jayden Daniels (178-247)	2023
10.	2,655	Tommy Hodson (183-317)	1989

* - SEC Record

RUSHING YARDS IN A SEASON BY A QUARTERBACK

1.	885	Jayden Daniels	2022
2.	684	Jayden Daniels	2023
3.	450	Jordan Jefferson	2010
4.	449	Nelson Stokley	1965
5.	433	Alvin Dark	1942
6.	412	Fred Haynes	1966
7.	399	Joe Burrow	2018
8.	398	David Woodley	1978
9.	394	Paul Lyons	1971
10.	368	Joe Burrow	2019

CATCHES IN A SEASON

1.	111	Justin Jefferson (1,540 yards)	2019
2.	94	Josh Reed (1,740 yards)	2001
3.	84	Ja'Marr Chase (1,780 yards)	2019
4.	80	Wendell Davis (1,244 yards)	1986
5.	78	Michael Clayton (1,079 yards)	2003
6.	77	Jarvis Landry (1,193 yards)	2013
7.	72	Malik Nabers (1,017 yards)	2022
	72	Wendell Davis (993 yards)	1987
9.	66	Malik Nabers (1,152 yards)	2023
10.	65	Josh Reed (1,127 yards)	2000
	65	Dwayne Bowe (990 yards)	2006

RECEIVING YARDS IN A SEASON

1.	*1,780	Ja'Marr Chase (84 catches)	2019
2.	1,740	Josh Reed (94 catches)	2001
3.	1,540	Justin Jefferson (111 catches)	2019
4.	1,244	Wendell Davis (80 catches)	1986
5.	1,193	Jarvis Landry (77 catches)	2013
6.	1,152	Malik Nabers (66 catches)	2023
	1,152	Odell Beckham Jr. (59 catches)	2013
8.	1,127	Josh Reed (65 catches)	2000
9.	1,079	Michael Clayton (78 catches)	2003
10.	1,064	Eric Martin (52 catches)	1983
-	1,017	Malik Nabers (72 catches)	2022

* - SEC Record

TD CATCHES IN A SEASON

1.	*20	Ja'Marr Chase	2019
2.	18	Justin Jefferson	2019
3.	13	Terrace Marshall Jr.	2019
4.	12	Dwayne Bowe	2006
5.	11	Brian Thomas Jr.	2023
	11	Brandon LaFell	2009
	11	Devery Henderson	2003
	11	Wendell Davis	1986
8.	10	Malik Nabers	2023
	10	Terrace Marshall Jr.	2020
	10	Jarvis Landry	2013
	10	Michael Clayton	2003
	10	Josh Reed	2000
	10	Carlos Carson	1977

* - SEC Record

EVERYBODY EATS

10

LSU ranks among the Top 10 in the nation in 10 offensive categories.

1

LSU is the only team in the nation to rank in the Top 10 in both rushing (No. 8 at 212.2) and passing yards (No. 3 at 332.3) per game.

45.2

LSU has scored 40 or more points 6 times and ranks No. 3 nationally in scoring with 45.2 points a contest.

552.9

LSU has racked up 500 yards or more of total offense in 7 times this year and leads the nation with 544.6 yards a contest.

75

The Tigers have 75 plays of 20-yards or more, the most of any team in the country.

57%

LSU has converted on a nation's best 57 percent (56-of-99) of its third-down opportunities.

238

LSU has churned out 238 first downs, an average of 2.6 a game, and ranks No. 2 nationally.

28

LSU's 28 TD passes rank No. 2 in the FBS.

332.3

LSU has topped the 300-yard mark for passing yards in 7 games and ranks No. 3 nationally with 332.3 passing yards a game.

212.2

The Tigers have rushed for 200 or more yards in 5 straight games and rank No. 8 in the nation with 212 rushing yards a contest.

386.2

Yards of total offense per game for Jayden Daniels, which leads the nation. He's had 4 games of 400+ yards of offense in 2023, the second-highest total in school history.

27

Passing TDs for Jayden Daniels – the second-highest total in college football this season.

33

TDs accounted for by Jayden Daniels – the most in the SEC and the second-highest total nationally. The 33 TDs thru 9 games is the second-most in school history, trailing only Joe Burrow's 36 in 2019.

3

Jayden Daniels has earned SEC Offensive Player of the Week honors three times this year, the most of any player in the league.

513

Yards of total offense for Jayden Daniels against Ole Miss, the fifth-highest total in LSU history, and the second-most in the FBS in 2023.

6

Games this year Jayden Daniels has accounted for at least 4 TDs in a game.

11

Number of times Jayden Daniels has a rushing and passing TD in his 22-game LSU career. The Tigers are 9-2 in those games.

310.6

Passing yards per game for Jayden Daniels, best in the SEC and No. 4 in the nation. Daniels has completed 178-of-247 passes with 27 TDs and only 4 interceptions. His 2,792 passing yards through 9 games trails only Joe Burrow (3,198) for the most in school history over that span.

2

Jayden Daniels is 1 of 2 players in FBS history to pass for 11,000 yards and rush for 2,000 yards in a career. In 52 career games, Daniels has thrown for 11,729 yards and rushed for 2,857 yards.

11

Brian Thomas leads the nation in TD receptions with 11. He's caught a TD pass in 6 of LSU's 9 games.

1,152

Malik Nabers leads the nation in receiving yards with 1,152. He's only the second player in LSU history with multiple 1,000-yard seasons.

1,920

Combined receiving yards for Malik Nabers and Brian Thomas, making them the nation's top wide receiver combination. They have combined for 21 TDs, also the best in the nation.

635


Rushing yards for Logan Diggs since taking over LSU's primary running back in week 2. Diggs has 3 100-yard games in 2023 and ranks No. 7 in the SEC in yards per game at 79.4

JAYDEN DANIELS
178-of-247, 2,792 Yards, 27 Touchdowns

TALKING TIGERS




LOGAN DIGGS
113 ATTEMPTS
635 YARDS, 6 TDS



MALIK NABERS
66 RECEPTIONS
1,152 YARDS, 10 TDS



BRIAN THOMAS
45 RECEPTIONS
768 YARDS, 11 TDS



MASON TAYLOR
23 RECEPTIONS
208 YARDS, 1 TD

"Jayden Daniels has been amazing in terms of what he's doing. He leads the nation in total offense and passing efficiency. The offense and what they are doing with six consecutive games of over 500 yards. It's fun to watch an offense like that. I hope our fans are taking it in.

"I know 2019 is still a trendsetter because it led to a national championship, and rightfully so, those were great players. But you should not take this for granted. This is pretty remarkable stuff."

– LSU HEAD COACH BRIAN KELLY

"That (LSU) is a well-coached team. Super talented, Heisman Trophy candidate quarterback (Jayden Daniels), fast, big, I mean, they look like an NFL team out there. They are fantastic."

– ARMY HEAD COACH JEFF MONKEN

"(Jayden)'s playing at a Heisman-caliber level right now. He keeps the offense ahead of the chains, and he's just a magnificent player. (The coaches) have a tremendous amount of confidence in Jayden Daniels. I'm just amazed by it. Last year, he was playing well, but this year he's ascended."

– DESMOND HOWARD, ESPN ANALYST

"He's a (Heisman) contender for sure. One of the greatest dual-threat quarterbacks we'll see. One of only six FBS quarterbacks of all time to have 10,000 passing yards and 2,000 rushing yards.

"What I love about Jayden Daniels is he is a pocket-first, a pass-first quarterback with the ability to run. It's really been his development within the pocket that has that has unlocked this offense this year."

– SEC NETWORK'S JORDAN RODGERS

"I just don't know how you defend him. His ability to be accurate on deep throws while on the move, and with the wide receiving core he has, makes that offense incredibly dangerous and unique."

– SEC NETWORK'S TOM HART

"The best player in College Football is Jayden Daniels. I've seen enough. Dude is a flat-out Balla!"

– FORMER ESPN ANALYST AND CFB PLAYER DAVID POLLACK

THAT KID JAYDEN

Jayden Daniels

72.5

Jayden Daniels' completion percentage in the 4th quarter this year. He's connected on 29-of-40 passes for 516 yards and 4 TDs in the 4th quarter of games in 2023.

5

Games Jayden Daniels has led LSU to victory despite trailing by double-digits in the first half, including wins over Arkansas and Missouri in 2023.

11

Games with both a rushing and pass TD for Jayden Daniels during his LSU career. LSU is 9-2 in those games.

11

Runs of 25+ yards for Jayden Daniels this year, including a 35-yard TD run vs. Missouri and a 55-yard run against Ole Miss.

27

Consecutive games with at least 1 catch for Malik Nabers.

30

Completions of 25+ yards, 17 of which have gone for touchdowns.

Cool Under Pressure

CATEGORY	STAT	NATIONAL RANK
2nd Half Passer Rating	136.3	3rd
Passer Rating vs. Blitz	139.9	4th
Passer Rating when Hit	137.5	2nd
Passer Rating vs. Pressure	131.4	1st

Going Deep (Throws of 20+ yards)

CATEGORY	STAT	NATIONAL RANK
Big Time Throws	27	6th
Passer Rating	147.3	1st
TDs	16	1st
Adjusted Completion %	64.3%	1st
Yards per attempt	24.7	1st
Yards	1,036	5th



ASSISTANT COACHES



Kerry Cooks

Safeties

YEAR AT LSU: Second
BIRTHDATE: March 28, 1974
HOMETOWN: Irving, Tx.
WIFE: El
CHILDREN: Kerrington, Kenadee
COLLEGE: Iowa, 2000



John Jancek

Defensive Line

YEAR AT LSU: Second
BIRTHDATE: April, 1968
HOMETOWN: Muskegon, Mich.
WIFE: Kelly
KIDS: Zac, Brock, Jack, Brady
COLLEGE: Grand Valley State, 1991



Brad Davis

Offensive Line

YEAR AT LSU: Third
BIRTHDATE: February 17, 1980
HOMETOWN: Baton Rouge, La.
WIFE: Anecia
CHILDREN: Bradley, Brayden
COLLEGE: Oklahoma, 2003



Jimmy Lindsey

Defensive Line

YEAR AT LSU: First
BIRTHDATE: August 22, 1977
HOMETOWN: Sacramento, Ca.
WIFE: Lauren
CHILDREN: Kiara
COLLEGE: Chattanooga, 2001



Mike Denbrock

Offensive Coordinator

YEAR AT LSU: Second
BIRTHDATE: January 29, 1964
HOMETOWN: Homer, Mich.
WIFE: Dianne
CHILDREN: Chance
COLLEGE: Grand Valley State, 1987



Joe Sloan

Quarterbacks

YEAR AT LSU: Second
BIRTHDATE: December 6, 1986
HOMETOWN: Chester, Va.
WIFE: Taylor
CHILDREN: Whitley
COLLEGE: East Carolina, 2008



Bob Diaco

Special Teams Coordinator/OLB Coach

YEAR AT LSU: First
BIRTHDATE: Feb. 19, 1973
HOMETOWN: Cedar Grove, N.J.
COLLEGE: Iowa, 1995



Robert Steeples

Cornerbacks

YEAR AT LSU: Second
BIRTHDATE: November 27, 1989
HOMETOWN: St. Louis, Mo.
WIFE: Evelyn
CHILDREN: Yara, Rocco
COLLEGE: Missouri, 2012



Cortez Hankton

Passing Game Coordinator/Wide Receivers


YEAR AT LSU: Second
BIRTHDATE: Jan 20, 1981
HOMETOWN: New Orleans, La.
FIANCEE: Shon
CHILDREN: Trip, Cruz
COLLEGE: Texas Southern, 2002



Frank Wilson

Running Backs

YEAR AT LSU: Seventh
BIRTHDATE: Nov. 5, 1973
HOMETOWN: New Orleans, La.
CHILDREN: Alaina, Ormani, Sabree, Quad
COLLEGE: Nicholls, 1997



Matt House

Defensive Coordinator

YEAR AT LSU: Second
BIRTHDATE: May 17, 1978
HOMETOWN: Harrison, Mi.
WIFE: Jessi
CHILDREN: Jackson, Jake, Avery, Trent
COLLEGE: Michigan State, 2000

GAME-BY-GAME NOTABLES

Opponent	Captains	Coin Toss	Kickoff/Receive	LSU 1st Poss.	Game Time (Local)	Game Length	Jerseys	Result
vs. FSU	Brooks, Campbell, Daniels, Wingo	Lost	Receive	Turnover	7:44 p.m.	3:26	White	L, 24-45
vs. Grambling State	Brooks, Campbell, Daniels, Wingo	Lost	Receive	Touchdown	6:32 p.m.	3:35	White	W, 72-10
at Mississippi St.	Campbell, Daniels, Wingo	Lost	Kickoff	Field Goal	11:07 a.m.	3:17	White	W, 41-14
vs. Arkansas	Campbell, Daniels, Wingo	Won	Kickoff	Punt	6:08 p.m.	3:19	White	W, 34-31
at Ole Miss	Campbell, Daniels, Wingo	Won	Kickoff	Punt	5:01 p.m.	3:50	White	L, 49-55
at Missouri	Campbell, Daniels, Wingo	Won	Receive	Punt	11:07 a.m.	3:44	White	W, 49-39
vs. Auburn	Campbell, Daniels, Wingo	Lost	Receive	Touchdown	6:10 p.m.	3:17	White	W, 48-18
vs. Army	Campbell, Daniels, Wingo	Won	Receive	Touchdown	6:39 p.m.	2:59	White	W, 62-0
at Alabama	Campbell, Daniels	Won	Kick	Touchdown	6:45 p.m.	3:12	White	L, 28-42
vs. Florida								
vs. Georgia State								
Texas A&M								

LSU CAREER STARTS/PARTICIPATION

Games Played/Starts

	2019	2020	2021	2022	2023	Total	Consecutive Starts
Zy Alexander, DB	--	--	--	--	8/8	8/8	-
Jordan Allen, DB	--	--	--	4/0	3/0	7/0	-
Aaron Anderson, WR	--	--	--	--	8/2	8/2	-
Lane Blue, DE	--	--	--	8/0	2/0	10/0	-
Bo Bordelon, OL	--	--	--	3/0	9/0	12/0	-
Tre Bradford, RB	--	5/1	1/0	--	1/1	7/2	-
Jay Bramblett, P	--	--	--	14/0	9/0	23/0	-
Christian Brathwaite, LB	--	--	--	--	3/0	3/0	-
Greg Brooks Jr., DB	--	--	--	14/13	2/1	16/14	-
Jalen Brown, WR	--	--	--	--	1/0	1/0	-
Major Burns, S	--	--	5/5	9/5	9/9	23/19	11
Noah Cain, RB	--	--	--	14/3	9/0	23/3	-
Will Campbell, OL	--	--	--	13/13	9/9	22/22	17
DJ Chester, OL	--	--	--	--	4/0	4/0	-
Duce Chestnut, DB	--	--	--	--	4/0	4/0	-
Gregory Clayton Jr., WR	--	--	--	12/0	9/0	21/0	-
Rickie Collins, QB	--	--	--	--	1/0	1/0	-
Jayden Daniels, QB	--	--	--	14/14	9/9	23/23	23
Garrett Dellinger, OL	--	--	12/4	9/6	9/9	30/19	10
Nathan Dibert, PK	--	--	--	11/0	9/0	20/0	-
Logan Diggs, RB	--	--	--	--	8/8	8/8	8
John Emery Jr., RB	--	10/0	9/3	11/2	6/0	36/5	-
Jonathon Ferguson, LS	--	--	1/0	1/0	1/0	3/0	-
Miles Frazier, OL	--	--	--	14/13	9/9	23/22	9
Connor Gilbreath, TE	--	--	--	--	9/0	9/0	-
Armoni Goodwin, RB	--	--	6/0	7/3	--	13/3	-
Jacobian Guillory, DL	--	1/0	11/0	14/2	9/2	35/4	-
Denver Harris, DB	--	--	--	--	5/3	5/3	-
Lance Heard, OL	--	--	--	--	9/1	9/1	-
Tygee Hill, DT	--	--	--	3/0	4/0	7/0	-
Chris Hilton, WR	--	--	4/2	4/1	7/2	15/5	-
Trey Holly, RB	--	--	--	--	1/0	1/0	-
Jaxon Howard, LB	--	--	--	--	3/0	3/0	-
Jeremiah Hughes, DB	--	--	--	--	9/0	9/0	-
Landon Ibieta, WR	--	--	--	1/0	--	1/0	-
Matt Jayne, LB	--	--	--	2/0	2/0	4/0	-
Kaleb Jackson, RB	--	--	--	--	9/0	9/0	-
Kylin Jackson, S	--	--	--	--	3/0	3/0	-
Jordan Jefferson, DT	--	--	--	--	9/2	9/2	2
Emery Jones, OL	--	--	--	14/12	8/8	22/20	1
Saivion Jones, DE	--	--	11/0	14/3	9/9	34/12	10

Games Played/Starts

	2019	2020	2021	2022	2023	Total	Consecutive Starts
Kyren Lacy	--	--	--	14/2	9/6	23/8	5
Mason Lunsford, OL	--	--	--	--	4/0	4/0	-
Kimo Makaneble, OL	--	--	--	5/0	3/0	8/0	-
Princeton Malbrue, DE	--	--	--	5/0	9/0	14/0	-
Marlon Martinez, OL	--	--	9/0	12/1	9/0	30/1	-
Mac Markway, TE	--	--	--	--	8/1	8/1	-
Jackson McGohan, TE	--	--	--	--	6/0	6/0	-
Malik Nabers, WR	--	--	11/6	14/11	9/9	34/26	11
Javen Nicholas, WR	--	--	--	4/0	6/0	10/0	-
Garrett Nussmeier, QB	--	--	4/0	7/0	5/0	16/0	-
Ovie Oghoufo, DE	--	--	--	--	9/7	9/7	4
Kyle Parker, WR	--	--	--	--	2/0	2/0	-
Greg Penn III, LB	--	--	10/1	14/14	9/7	33/23	8
Harold Perkins, LB	--	--	--	14/8	9/9	23/17	15
Givanni Peterson, TE	--	--	--	3/0	5/0	8/0	-
Damian Ramos, K	--	--	--	14/0	9/0	23/0	-
Ryan Robinson, CB	--	--	--	--	3/0	3/0	-
Ka'Morreun Pimpton, TE	--	--	--	--	6/0	6/0	-
Slade Roy, LS	--	--	--	14/0	9/0	23/0	-
Sage Ryan, DB	--	--	4/2	14/1	9/6	27/9	5
Andre' Sam, DB	--	--	--	--	9/9	9/9	9
Shelton Sampson, WR	--	--	--	--	2/0	2/0	-
Paris Shand, DT	--	--	--	--	9/0	9/0	-
Maason Smith, DT	--	--	9/4	1/1	8/8	18/13	8
Omar Speights, LB	--	--	--	--	6/6	6/6	3
Ashton Stamps, DB	--	--	--	--	7/1	7/1	-
Bradyn Swinson, DE	--	--	--	--	9/1	9/1	-
Mason Taylor, TE	--	--	--	14/13	8/8	22/21	6
Brian Thomas Jr., WR	--	--	12/9	13/6	9/8	34/23	6
Peyton Todd, P	--	--	--	1/0	1/0	2/0	-
Javien Toviano, DB	--	--	--	--	9/1	9/1	1
Charles Turner III, OL	3/0	8/1	4/1	12/12	9/9	36/23	12
West Weeks, LB	--	--	--	14/0	9/0	23/0	-
Whit Weeks, LB	--	--	--	--	9/3	9/3	-
Fitzgerald West Jr., OL	--	--	--	5/0	2/0	7/0	-
Laterrance Welch, DB	--	--	--	13/0	6/0	19/0	-
Quency Wiggins, DE	--	--	--	5/0	4/0	9/0	-
Josh Williams, RB	--	10/0	13/0	11/6	9/0	43/6	-
RJ Willis, WR	--	--	--	1/0	1/0	1/0	-
Mekhi Wingo, DL	--	--	--	14/13	7/7	21/20	-
Da'Shawn Womack, DE	--	--	--	--	8/0	8/0	-
Ryan Yaites, DB	--	--	--	--	8/0	8/0	-

GAME-BY-GAME PARTICIPATION

NO.	PLAYER	GP/GS	FSU	GSU	MSU	ARK	OM	MIZZ	AUB	ARMY	BAMA	FLA	GAST	A&M
0	Maason Smith	8/8	...	START	START	START	START	START	START	START	START			
1	Aaron Anderson	7/2	START	XXX	START	XXX	XXX	XXX	XXX			
1	Omar Speights	6/6	START	START	START	...	START	START	START			
2	Kyren Lacy	9/6	XXX	START	XXX	XXX	START	START	START	START	START			
2	Ovie Oghoufo	9/7	START	START	XXX	START	XXX	START	START	START	START			
3	Greg Brooks Jr.	2/1	START	XXX			
3	Logan Diggs	8/8	...	START	START	START	START	START	START	START	START			
4	John Emery Jr.	6/0	XXX	XXX	XXX	...	XXX	XXX	XXX			
4	Harold Perkins Jr.	9/9	START	START	START	START	START	START	START	START	START			
5	Jayden Daniels	9/9	START	START	START	START	START	START	START	START	START			
5	Laterrance Welch	6/0	XXX	XXX	XXX	XXX	XXX	XXX			
6	Shelton Sampson Jr.	2/0	XXX	XXX			
6	Jordan Allen	3/0	XXX	XXX	XXX			
8	Major Burns	9/9	START	START	START	START	START	START	START	START	START			
8	Malik Nabers	9/9	START	START	START	START	START	START	START	START	START			
10	Denver Harris	5/3	...	START	START	START	XXX	...	XXX			
10	Rickie Collins	1/0	...	XXX			
11	Jaxon Howard	3/0	XXX	XXX	XXX			
11	Brian Thomas Jr.	9/8	START	START	XXX	START	START	START	START	START	START			
12	Kyle Parker	2/0	XXX	XXX			
13	Garrett Nussmeier	5/0	...	XXX	XXX	XXX	...	XXX	XXX			
13	Bradlyn Swinson	9/1	XXX	XXX	START	XXX	XXX	XXX	XXX	XXX	XXX			
14	Jalen Brown	2/0	XXX	...	XXX	...			
14	Andre' Sam	9/9	START	START	START	START	START	START	START	START	START			
15	Sage Ryan	9/6	START	XXX	XXX	XXX	START	START	START	START	START			
16	DaShawn Womack	8/0	...	XXX	XXX	XXX	XXX	XXX	XXX	XXX	XXX			
17	Chris Hilton Jr.	7/2	XXX	XXX	START	START	XXX	XXX	XXX			
18	Mekhi Wingo	7/7	START	START	START	START	START	START	START			
19	Jay Bramblett	9/0	XXX	XXX	XXX	XXX	XXX	XXX	XXX	XXX	XX			
19	Javen Nicholas	6/0	...	XXX	XXX	XXX	XXX	XXX	XXX			
21	Noah Cain	9/0	XXX	XXX	XXX	XXX	XXX	XXX	XXX	XXX	XXX			
21	Ryan Yaites	9/0	XXX	XXX	XXX	XXX	XXX	XXX	XXX	XXX	XXX			
22	Duce Chestnut	4/0	XXX	XXX	XXX	XXX			
23	Kylin Jackson	3/0	XXX	XXX	XXX			
24	Zy Alexander	8/8	START	START	START	START	START	START	START	START	START			
25	Trey Holly	1/0	XXX	...			
25	Javien Toviano	9/1	XXX	XXX	XXX	XXX	XXX	XXX	XXX	XXX	START			
26	Ashton Stamps	7/1	XXX	XXX	XXX	XXX	START	XXX	XXX			
27	Josh Williams	9/0	XXX	XXX	XXX	XXX	XXX	XXX	XXX	XXX	XXX			
28	Kaleb Jackson	9/0	XXX	XXX	XXX	XXX	XXX	XXX	XXX	XXX	XXX			
29	Jeremiah Hughes	9/0	XXX	XXX	XXX	XXX	XXX	XXX	XXX	XXX	XXX			
30	Greg Penn III	9/8	XXX	START	START	START	START	START	START	START	START			
30	Malachi Lane	2/0	...	XXX	XXX	...			
31	Everett Garard	1/0	...	XXX			
31	Nathan Dibert	9/0	XXX	XXX	XXX	XXX	XXX	XXX	XXX	XXX	XXX			
32	Tre Bradford	1/1	START			
33	West Weeks	9/0	XXX	XXX	XXX	XXX	XXX	XXX	XXX	XXX	XXX			
34	Damian Ramos	9/0	XXX	XXX	XXX	XXX	XXX	XXX	XXX	XXX	XXX			
34	Ryan Robinson Jr.	3/0	...	XXX	XXX	XXX			
35	Sa'vion Jones	9/9	START	START	START	START	START	START	START	START	START			
38	Peyton Todd	1/0	...	XXX			
40	Whit Weeks	9/3	XXX	XXX	START	START	XXX	START	XXX	XXX	XXX			
42	Lane Blue	2/0	...	XXX	XXX	...			
43	Matt Jayne	2/0	...	XXX	XXX	...			
44	Christian Brathwaite	3/0	XXX	XXX	...	XXX			
44	Slade Roy	9/0	XXX	XXX	XXX	XXX	XXX	XXX	XXX	XXX	XXX			
45	GiVanni Peterson	5/0	XXX	...	XXX	XXX	XXX	XXX			
48	Sloan Wright	1/0	...	XXX			
49	Jonathan Ferguson	1/0	...	XXX			
50	Emery Jones	8/8	START	START	START	START	START	START	START	...	START			
52	Princeton Malbrue	9/0	XXX	XXX	XXX	XXX	XXX	XXX	XXX	XXX	XXX			
53	Lance Heard	9/1	XXX	XXX	XXX	XXX	XXX	XXX	XXX	START	XXX			
55	Kimo Makaneble	3/0	...	XXX	XXX	XXX	...			
66	Will Campbell	9/9	START	START	START	START	START	START	START	START	START			
67	Bo Bordelon	9/0	XXX	XXX	XXX	XXX	XXX	XXX	XXX	XXX	XXX			
68	Fitzgerald West Jr.	2/0	...	XXX	XXX	...			
69	Charles Turner III	9/9	START	START	START	START	START	START	START	START	START			
70	Miles Frazier	9/9	START	START	START	START	START	START	START	START	START			
71	Tyree Adams	1/0	XXX	...			
72	Garrett Dellinger	9/9	START	START	START	START	START	START	START	START	START			
77	Marlon Martinez	9/0	XXX	XXX	XXX	XXX	XXX	XXX	XXX	XXX	XXX			
78	Mason Lunsford	4/0	...	XXX	XXX	...	XXX	XXX	...			
79	DJ Chester	4/0	...	XXX	XXX	XXX	...	XXX	...			
80	Gregory Clayton Jr.	9/0	XXX	XXX	XXX	XXX	XXX	XXX	XXX	XXX	XXX			
81	Bryce Langston	1/0	...	XXX			
81	RJ Willis	1/0	...	XXX			
83	Jackson McGohan	6/0	XXX	XXX	XXX	XXX	XXX	XXX	...			
84	Mac Markway	8/1	...	XXX	START	XXX	XXX	XXX	XXX	XXX	XXX			
86	Mason Taylor	8/8	START	START	...	START	START	START	START	START	START			
88	Ka'Morreun Pimpton	6/0	...	XXX	XXX	...	XXX	XXX	XXX	XXX	...			
89	Connor Gilbreath	9/0	XXX	XXX	XXX	XXX	XXX	XXX	XXX	XXX	XXX			
90	Jacobian Guillory	9/1	START	XXX	XXX	XXX	XXX	XXX	XXX	XXX	XXX			
93	Quency Wiggins	3/0	...	XXX	XXX	XXX	...			
94	Paris Shand	9/0	XXX	XXX	XXX	XXX	XXX	XXX	XXX	XXX	XXX			
95	Tygee Hill	4/0	...	XXX	XXX	XXX	XXX			
96	Jalen Lee	6/0	XXX	XXX	XXX	...	XXX	...	XXX	XXX	...			
98	Preston Hickey	2/0	...	XXX	XXX	...			
99	Jordan Jefferson	9/2	XXX	XXX	XXX	XXX	XXX	XXX	XXX	START	START			

LSU GAME-BY-GAME STARTERS

WR

Thomas Jr. 23

TE

Taylor 22
Markway 1

RT

Jones Jr. 20
Turner III 1
Frazier 1
Heard 1

RG

Frazier 13
Martinez 3

C

Turner III 22
Dellinger 1
Martinez 1

LG

Dellinger 13
Frazier 8

LT

Campbell 22
Dellinger 3

QB

Daniels 23

RB

Diggs 8
Williams 6
Emery Jr. 5
Noah Cain 3

WR

Nabers 26

WR

Lacy 8
Hilton Jr. 5
Anderson 2

LCB

Ryan 5
Harris 3
Stamps 1

LE

Jones 12

DT

Wingo 20
Jefferson 2

DT

Smith 14
Guillory 3

JACK

Oghoufa 7
Perkins Jr. 1
Winson 1

RCB

Alexander 8
Brooks Jr. 1
Toviano 1

Nickel

Brooks Jr. 5
Burns 1
Ryan 1

LB

Speights 6
Weeks 3

LB

Penn III 22
Perkins Jr. 16

S

Sam 9
Brooks Jr. 8
Ryan 3

S

Burns 19

2023 OFFENSIVE GAME-BY-GAME STARTERS

[illegible]

2023 DEFENSIVE GAME-BY-GAME STARTERS

[illegible]

TEAM STATISTICS

TEAM STATISTICS	LSU	OPP
Scoring	407	254
Points per game	45.2	28.2
Points Off Turnovers	45	21
First Downs	238	186
Rushing	94	85
Passing	123	91
Penalty	21	10
Rushing Yardage	1910	1540
Yards gained rushing	2021	1737
Yards lost rushing	111	197
Rushing attempts	319	314
Average per rush	6.0	4.9
Average per game	212.2	171.1
TDs Rushing	24	16
Passing Yardage	2991	2127
Comp-Att-Int	197-286-4	164-274-9
Average per pass	10.5	7.8
Average per catch	15.2	13.0
Average per game	332.3	236.3
TDs Passing	28	16
Total offense	4901	3667
Total plays	605	588
Average per play	8.1	6.2
Average per game	544.6	407.4
Kick returns: #-Yards	13-273	22-439
Punt returns: #-Yards	3-32	1-3
Int returns: #-Yards	9-107	4-28
Kick return average	21.0	20.0
Punt return average	10.7	3.0
Int return average	11.9	7.0
Fumbles-Lost	5-2	8-2
Penalties-Yards	55-439	68-554
Average per game	48.8	61.6
Punts-Yards	17-707	30-1353
Average per punt	41.6	45.1
Net punt average	40.2	43.7
Kickoffs-Yards	71-4332	50-3200
Average per kick	61.0	64.0
Net kick average	39.0	40.3
Time of possession/game	30:17	29:43
3rd-down conversion	56/99	54/116
3rd-down pct	57%	47%
4rd-down conversion	5/11	8/16
4rd-down pct	45%	50%
Sacks by-Yards	16-108	18-84
Misc Yards	0	0
Touchdowns scored	53	32
Field goals - attempts	11-14	9-14
On-Side kicks	0-1	0-0
Red-zone scores	(41-45) 91%	(30-31) 97%
Red-zone touchdowns	(32-45) 71%	(23-31) 74%
PAT-attempts	(52-52) 100%	(27-27) 100%
2-point conversion-att	(1-1) 100%	(4-5) 80%
Attendance	401480	289485
Games / Avg per game	4/100370	4/72371
Neutral site games	-	1/65429

Score by Quarters

	1st	2nd	3rd	4th	OT	Total
LSU	83	134	93	97	0	407
Opponents	70	58	40	86	0	254

GAME RESULTS

Date	Opponent	Score	Overall	Conf	Time	Attend
09/03/2023	vs. FSU	24-45	0-1	0-0	3:26	65429
09/09/2023	Grambling State	72-10	1-1	0-0	3:35	97735
09/16/2023	at Mississippi St.	41-14	2-1	1-0	3:17	60084
09/23/2023	Arkansas	34-31	3-1	2-0	3:20	99648
09/30/2023	at Ole Miss	49-55	3-2	2-1	3:51	66703
10/07/2023	at Missouri	49-39	4-2	3-1	3:45	62621
10/14/2023	Auburn	48-18	5-2	4-1	3:17	102321
10/21/2023	Army	62-0	6-2	4-1	2:59	101776
11/04/2023	at Alabama	28-42	6-3	4-2	3:13	100077
11/11/2023	Florida					
11/18/2023	Georgia State					
11/25/2023	Texas A&M					

SCORING

	TD	FGs	PATs						Points
			Kick	Rush	Rcv	Pass	DXP	Saf	
Damian Ramos	-	11-14	51-51	-	-	-	-	-	84
Brian Thomas	11	-	-	-	-	-	-	-	66
Malik Nabers	10	-	-	-	1	-	-	-	62
Jayden Daniels	6	-	-	-	-	1	-	-	36
Logan Diggs	6	-	-	-	-	-	-	-	36
Kyren Lacy	4	-	-	-	-	-	-	-	24
Josh Williams	4	-	-	-	-	-	-	-	24
Noah Cain	3	-	-	-	-	-	-	-	18
Kaleb Jackson	2	-	-	-	-	-	-	-	12
John Emery	1	-	-	-	-	-	-	-	6
Tre Bradford	1	-	-	-	-	-	-	-	6
Garrett Nussmeier	1	-	-	-	-	-	-	-	6
Chris Hilton	1	-	-	-	-	-	-	-	6
Major Burns	1	-	-	-	-	-	-	-	6
Mason Taylor	1	-	-	-	-	-	-	-	6
Trey Holly	1	-	-	-	-	-	-	-	6
Nathan Dibert	-	-	1-1	-	-	-	-	-	1
Total	53	11-14	52-52	0	1	1	0	1	407
Opponents	32	9-14	27-27	2	2	2	0	0	254

TOTAL OFFENSE

	GP	Plays	Rush	Pass	Total	Avg/G
Jayden Daniels	9	349	684	2792	3476	386.2
Logan Diggs	8	113	635	0	635	79.4
Garrett Nussmeier	5	34	1	196	197	39.4
Josh Williams	9	23	180	0	180	20.0
Kaleb Jackson	9	20	107	0	107	11.9
John Emery	6	21	99	0	99	16.5
Noah Cain	9	22	93	0	93	10.3
Trey Holly	1	6	91	0	91	91.0
Rickie Collins	1	5	19	3	22	22.0
Tre Bradford	1	4	1	0	1	1.0
Malik Nabers	9	1	1	0	1	0.1
Malachi Lane	2	1	1	0	1	0.5
Team	9	0	-2	0	-2	-0.2
Total	9	605	1910	2991	4901	544.6
Opponents	9	588	1540	2127	3667	407.4

RUSHING

	GP	Att	Gain	Loss	Net	Avg	TD	Long	Avg/G
Jayden Daniels	9	102	787	103	684	6.7	6	55	76.0
Logan Diggs	8	113	635	0	635	5.6	6	35	79.4
Josh Williams	9	23	180	0	180	7.8	3	41	20.0
Kaleb Jackson	9	20	107	0	107	5.4	2	21	11.9
John Emery	6	21	99	0	99	4.7	1	17	16.5
Noah Cain	9	22	94	1	93	4.2	3	15	10.3
Trey Holly	1	6	91	0	91	15.2	1	67	91.0
Rickie Collins	1	3	19	0	19	6.3	0	13	19.0
Tre Bradford	1	4	6	5	1	0.3	1	4	1.0
Garrett Nussmeier	5	1	1	0	1	1.0	1	1	0.2
Malik Nabers	9	1	1	0	1	1.0	0	1	0.1
Malachi Lane	2	1	1	0	1	1.0	0	1	0.5
Team	9	2	0	2	-2	-1.0	0	0	-0.2
Total	9	319	2021	111	1910	6.0	24	67	212.2
Opponents	9	314	1737	197	1540	4.9	16	52	171.1

PASSING

	GP	Effic	Cmp-Att-Int	Pct	Yards	TD	Long	Avg/G
Jayden Daniels	9	199.8	178-247-4	72.1	2792	27	86	310.2
Garrett Nussmeier	5	111.4	17-33-0	51.5	196	1	51	39.2
Rickie Collins	1	112.6	2-2-0	100.0	3	0	2	3.0
Team	9	0.0	0-4-0	0.0	0	0	0	0.0
Total	9	186.2	197-286-4	68.9	2991	28	86	332.3
Opponents	9	137.8	164-274-9	59.9	2127	16	63	236.3

RECEIVING

	GP	No.	Yards	Avg	TD	Long	Avg/G
Malik Nabers	9	66	1152	17.5	10	51	128.0
Brian Thomas	9	45	768	17.1	11	86	85.3
Mason Taylor	8	23	208	9.0	1	22	26.0
Kyren Lacy	9	18	347	19.3	4	57	38.6
Aaron Anderson	7	12	59	4.9	0	14	8.4
Logan Diggs	8	8	82	10.3	0	18	10.3
Chris Hilton	7	7	123	17.6	1	47	17.6
Josh Williams	9	6	85	14.2	1	38	9.4
Kaleb Jackson	9	5	40	8.0	0	13	4.4
John Emery	6	3	58	19.3	0	49	9.7
Mac Markway	8	2	13	6.5	0	8	1.6
Tre Bradford	1	1	55	55.0	0	55	55.0
Ka'Morreun Pimpton	6	1	1	1.0	0	1	0.2
Total	9	197	2991	15.2	28	86	332.3
Opponents	9	164	2127	13.0	16	63	236.3

ALL-PURPOSE

	GP	Rush	Rcv	PR	KR	IR	Total	Avg/G
Malik Nabers	9	1	1152	0	0	0	1153	128.1
Brian Thomas	9	0	768	0	0	0	768	85.3
Logan Diggs	8	635	82	0	0	0	717	89.6
Jayden Daniels	9	684	0	0	0	0	684	76.0
Kaleb Jackson	9	107	40	0	208	0	355	39.4
Kyren Lacy	9	0	347	0	0	0	347	38.6
Josh Williams	9	180	85	0	0	0	265	29.4
Mason Taylor	8	0	208	0	0	0	208	26.0
John Emery	6	99	58	0	0	0	157	26.2
Chris Hilton	7	0	123	0	0	0	123	17.6
Aaron Anderson	7	0	59	-3	39	0	95	13.6
Noah Cain	9	93	0	0	0	0	93	10.3
Trey Holly	1	91	0	0	0	0	91	91.0
Gregory Clayton	9	0	0	35	26	0	61	6.8
Andre Sam	9	0	0	0	0	60	60	6.7
Tre Bradford	1	1	55	0	0	0	56	56.0
Zy Alexander	8	0	0	0	0	28	28	3.5
Rickie Collins	1	19	0	0	0	0	19	19.0
Major Burns	9	0	0	0	0	17	17	1.9
Mac Markway	8	0	13	0	0	0	13	1.6
Duce Chestnut	4	0	0	0	0	2	2	0.5
Garrett Nussmeier	5	1	0	0	0	0	1	0.2
Malachi Lane	2	1	0	0	0	0	1	0.5
Ka'Morreun Pimpton	6	0	1	0	0	0	1	0.2
Team	9	-2	0	0	0	0	-2	-0.2
Total	9	1910	2991	32	273	107	5313	590.3
Opponents	9	1540	2127	3	439	28	4137	459.7

PUNT RETURNS

	No.	Yards	Avg	TD	Long
Gregory Clayton	2	35	17.5	0	22
Aaron Anderson	1	-3	-3.0	0	0
Total	3	32	10.7	0	22
Opponents	1	3	3.0	0	3

INTERCEPTIONS

	No.	Yards	Avg	TD	Long
Andre Sam	3	60	20.0	0	33
Zy Alexander	2	28	14.0	0	28
Major Burns	1	17	17.0	1	17
Greg Penn	1	0	0.0	0	0
Duce Chestnut	1	2	2.0	0	2
Harold Perkins	1	0	0.0	0	0
Total	9	107	11.9	1	33
Opponents	4	28	7.0	0	15

KICK RETURNS

	No.	Yards	Avg	TD	Long
Kaleb Jackson	8	208	26.0	0	60
Aaron Anderson	3	39	13.0	0	17
Gregory Clayton	2	26	13.0	0	14
Total	13	273	21.0	0	60
Opponents	22	439	20.0	0	39

FUMBLE RETURNS

	No.	Yards	Avg	TD	Long
Ovie Oghoufo	1	0	0.0	0	0
Jalen Lee	1	0	0.0	0	0
Total	2	0	0.0	0	0
Opponents	2	0	0.0	0	0

PUNTING

	No.	Yards	Avg	Long	TB	FC	I20	50+	Blkd
Jay Bramblett	17	707	41.6	65	1	6	5	2	0
Total	17	707	41.6	65	1	6	5	2	0
Opponents	30	1353	45.1	73	1	16	10	8	0

KICKOFFS

	No.	Yards	Avg	TB	OB	Retn	Net	YdLn
Nathan Dibert	71	4332	61.0	36	1			
Total	71	4332	61.0	36	1	23	39	26
Opponents	50	3200	64.0	32	0	13	40.3	24

FIELD GOALS

	FG	Pct	01-19	20-29	30-39	40-49	50-99	Lg	Blk
Damian Ramos	11-14	78.6	0-0	4-5	5-5	2-3	0-1	48	0
Opponents	9-14	64.3	0-0	4-5	2-2	2-5	1-2	50	0

FG SEQUENCE

	LSU	Opponents
Florida State	(36)	(33)
Grambling State		(23),23
Mississippi State	(22),(41)	
Arkansas	(24),(20)	(23),(23),(40)
Ole Miss	56	(28),(48)
Missouri	(48),(29),29	(50),44,54
Auburn	(30),(35)	(38)
Army	(35),(32)	
Alabama	46	47,43
Florida		
Georgia State		
Texas A&M		

Numbers in (parentheses) indicate field goal was made.

DEFENSIVE LEADERS

DEFENSIVE LEADERS	GP-GS	TACKLES				SACKS NO-YDS	PASS DEFENSE			FUMBLES		BLKD	
		SOLO	AST	TOTAL	TFL-YDS		INT-YDS	BU	QBH	RCV-YDS	FF	KICK	SAF
30 Greg Penn	9-8	25	37	62	4-18	2-12	1-0	1
8 Major Burns	9-9	25	34	59	1-3	1-3	1-17	2	2
14 Andre Sam	9-9	33	24	57	1-2	.	3-60	3
4 Harold Perkins	9-9	26	22	48	9-41	4-28	1-0	5	4	.	2	.	.
24 Zy Alexander	8-8	31	13	44	.	.	2-28	7
40 Whit Weeks	9-3	12	26	38	3-8	0.5-4	.	.	4
1 Omar Speights	6-6	11	24	35
13 Bradyn Swinson	9-1	9	16	25	4.5-47	1-26	.	3	7	.	1	.	.
15 Sage Ryan	9-6	14	11	25	3-3	.	.	1
99 Jordan Jefferson	9-2	6	16	22	4.5-9	1-1	.	1
18 Mekhi Wingo	7-7	9	13	22	3-13	2.5-13	.	.	1
2 Ovie Oghoufo	9-7	8	11	19	1-4	.	.	1	3	1-0	1	.	.
90 Jacobian Guillory	9-1	2	15	17	2
35 Sai'vion Jones	9-9	5	12	17	2-9	1-7	.	1	6
0 Maason Smith	8-8	6	10	16	3-10	1-6	.	2	3
25 Javien Toviano	9-1	8	5	13
94 Paris Shand	9-0	4	8	12	4-9	1-3	.	1
33 West Weeks	9-0	1	9	10
3 Greg Brooks	2-1	1	7	8	0.5-1	.	.	2	1
52 Princeton Malbrue	9-0	2	6	8
16 Da'Shawn Womack	8-0	4	4	8	1-5	1-5	.	.	1
21 Ryan Yaites	9-0	5	3	8	.	.	.	1
26 Ashton Stamps	7-1	5	3	8	.	.	.	1
10 Denver Harris	5-3	6	1	7	.	.	.	2
22 Duce Chestnut	4-0	4	2	6	1-4	.	1-2
5 Laterrance Welch	6-0	1	5	6	0.5-1	.	.	1
29 Jeremiah Hughes	9-0	2	2	4
34 Ryan Robinson	3-0	1	2	3
44 Christian Brathwaite	3-0	.	3	3
5 Jayden Daniels	9-9	.	2	2
96 Jalen Lee	6-0	.	2	2	1-0	.	.	.
81 Bryce Langston	1-0	.	2	2
95 Tygee Hill	4-0	1	1	2	.	.	.	1
68 Fitzgerald West	2-0	.	2	2
70 Miles Frazier	9-9	.	1	1
11 Brian Thomas	9-8	.	1	1
42 Lane Blue	2-0	.	1	1
6 Jordan Allen	3-0	1	.	1
31 Nathan Dibert	9-0	1	.	1
86 Mason Taylor	8-8	1	.	1
93 Quency Wiggins	3-0	1	.	1
11 Jaxon Howard	3-0	.	1	1
97 Dylan Carpenter	1-0	.	1	1
23 Kylin Jackson	3-0	1	.	1
28 Kaleb Jackson	9-0	.	1	1
55 Jake Ibieta	1-0	.	1	1
Totals	9	272	360	632	46-187	16-108	9-107	36	34	2-0	4	0	1
Opponents	9	274	388	662	27-117	18-84	4-28	30	15	2-0	4	0	0

PASSING

	Comp-Att-Int	Pct	Yards	TD	Long	Sack-Yds	Effic
#5 Jayden Daniels							
Florida St.	22-37-1	59.5	346	1	75	4-26	141.5
Grambling	18-24-0	75.0	269	5	47	1-3	237.9
Mississippi St.	30-34-0	88.2	361	2	48	2-13	196.8
Arkansas	20-29-1	69.0	320	4	49	2-9	200.3
Ole Miss	27-36-0	75.0	414	4	42	3-15	208.3
Missouri	15-21-0	71.4	259	3	42	2-4	222.2
Auburn	20-27-1	74.1	325	3	57	2-4	204.4
Army	11-15-0	73.3	279	3	86	1-6	295.6
Alabama	15-24-1	62.5	219	2	46	1-4	158.3
Totals	178-247-4	72.1	2792	27	86	18-84	199.8

#10 Rickie Collins

Grambling	2-2-0	100.0	3	0	2	0-0	112.6
Totals	2-2-0	100.0	3	0	2	0-0	112.6

#13 Garrett Nussmeier

Grambling	4-6-0	66.7	48	0	29	0-0	133.9
Mississippi St.	1-3-0	33.3	6	0	6	0-0	50.1
Missouri	0-2-0	0.0	0	0	0	0-0	0.0
Army	7-12-0	58.3	89	1	51	0-0	148.1
Alabama	5-10-0	50.0	53	0	27	0-0	94.5
Totals	17-33-0	51.5	196	1	51	0-0	111.4

RUSHING

PLAYER	NO-YDS/TD	FSU	GSU	MSU	ARK	OM	MIZZ	AUB	ARMY	BAMA	FLA	GAST	TA&M
Logan Diggs	113-635/6	DNP	15-115/1	9-41/0	14-97/0	19-101/2	24-134/1	18-97/1	6-26/1	8-24/0			
Jayden Daniels	102-684/6	15-64/0	5-29/0	15-64/2	10-36/0	15-99/1	15-130/1	11-93/0	5-6/1	11-163/1			
Josh Williams	23-180/3	4-44/0	6-43/0	4-17/1	1-41/0	-	2-10/0	2-6/1	-	4-19/1			
Noah Cain	22-93/3	4-4/1	7-33/1	3-15/0	-	-	-	1-1/0	7-40/1	-			
John Emery	21-99/1	DNP	DNP	3-7/0	2-3/0	3-23/0	DNP	6-42/1	6-24/0	1-0/0			
Kaleb Jackson	20-107/2	-	11-62/2	5-19/0	2-12/0	-	-	-	2-14/0	-			
Trey Holly	6-91/1	DNP	DNP	DNP	DNP	DNP	DNP	DNP	6-91/1	DNP			
Tre Bradford	4-1/1	4-1/1	DNP	DNP	DNP	DNP	DNP	DNP	DNP	DNP			
Rickie Collins	3-19/0	DNP	3-19/0	DNP	DNP	DNP	DNP	DNP	DNP	DNP			
Malik Nabers	1-1/0	-	-	-	-	-	1-1/0	-	-	-			
Garrett Nussmeier	1-1/1	DNP	1-1/1	-	DNP	DNP	-	DNP	-	-			
Malachi Lane	1-1/0	DNP	-	DNP	DNP	DNP	DNP	DNP	1-1/0	DNP			

RECEIVING

PLAYER	NO-YDS/TD	FSU	GSU	MSU	ARK	OM	MIZZ	AUB	ARMY	BAMA	FLA	GAS	TA&M
Malik Nabers	66-1152/10	6-67/0	5-87/1	13-239/2	8-130/2	8-102/0	6-146/1	6-89/1	4-121/2	10-171/1			
Brian Thomas	45-768/11	7-142/1	6-78/2	7-60/0	5-133/2	8-124/3	4-66/1	2-7/0	3-122/2	3-36/0			
Mason Taylor	23-208/1	4-39/0	1-0/0	DNP	3-33/0	5-61/0	4-27/1	2-18/0	1-11/0	3-19/0			
Kyren Lacy	18-347/4	3-36/0	3-62/1	-	-	2-51/1	1-20/0	4-111/1	3-28/0	2-39/1			
Aaron Anderson	12-59/0	1-7/0	4-13/0	1-1/0	2-14/0	DNP	DNP	2-14/0	2-12/0	-			
Logan Diggs	8-82/0	DNP	1-18/0	3-30/0	1-3/0	2-22/0	-	-	1-9/0	-			
Chris Hilton	7-123/1	-	2-53/1	2-9/0	-	1-42/0	DNP	DNP	2-19/0	-			
Josh Williams	6-85/1	-	-	1-13/0	1-7/0	-	-	1-13/1	2-46/0	1-6/0			
Kaleb Jackson	5-40/0	-	-	2-15/0	-	-	-	2-24/0	-	1-1/0			
John Emery	3-58/0	DNP	DNP	1-3/0	-	1-12/0	DNP	1-49/0	-	-			
Mac Markway	2-13/0	DNP	1-8/0	1-5/0	-	-	-	-	-	-			
Tre Bradford	1-55/0	1-55/0	DNP	DNP	DNP	DNP	DNP	DNP	DNP	DNP			
Ka'Morreun Pimpton	1-1/0	DNP	1-1/0	-	DNP	-	-	-	-	DNP			

TOTAL OFFENSE

PLAYER	NO-YDS/TD	FSU	GSU	MSU	ARK	OM	MIZZ	AUB	ARMY	BAMA	FLA	GAST	TA&M
J. Daniels	345-3477/33	52-410/1	29-298/5	49-425/4	39-356/4	51-513/5	36-389/4	38-418/3	16-285/4	35-383/3			

OFFENSIVE LINE SNAPS

PLAYER	FSU	GSU	MSU	ARK	OM	MIZZ	AUB	ARMY	BAMA	FLA	GAST	TA&M	TOT
Will Campbell (LT)	65	62	67	59	76	73	67	34	61				564
Garrett Dellinger (LG)	65	55	69	56	76	73	67	34	61				556
Miles Frazier (RG)	65	48	61	59	76	73	67	34	61				542
Emery Jones (RT)	65	55	70	59	76	73	8	0	61				467
Charles Turner (C)	65	55	69	59	76	36	67	34	61				522
Lance Heard (RT)	0	54	19	0	0	0	59	58	0				190
DJ Chester (C)	0	30	8	0	0	16	0	27	0				81
Bo Bordelon (LT)	0	23	7	0	0	0	0	27	0				57
Marlon Martinez (C)	0	17	8	3	0	21	0	21	0				70
Kimo Makane'ole (RG)	0	13	2	0	0	0	0	17	0				32
Mason Lunsford (G)	0	13	5	0	0	0	0	16	0				34

LSU CAREER HIGHS

	Attempts (GM)	Yards (GM)	TDs (GM)	Long (GM)	100-Yd Games
RUNNING BACKS					
Logan Diggs	24 (MIZZ, 2023)	134 (MIZZ, 2023)	2 (OM, 2023)	34 (MIZZ, 2023)	3
John Emery	18 (SC, 2020)	103 (VAN, 2020)	3 (A&M, 2022)	54 (ALA, 2020)	1
Noah Cain	13 (UAB, 2022)	94 (UNM, 2022)	3 (UAB, 2022)	49 (UNM, 2022)	-
Armoni Goodwin	12 (SOU, 2022)	85 (SOU, 2022)	2 (UNM, 2022)	47 (MSU, 2022)	-
Trey Holly	6 (ARMY, 2023)	91 (ARMY, 2023)	1 (ARMY, 2023)	67 (ARMY, 2023)	-
Josh Williams	18 (ARK, 2022)	118 (ARK, 2022)	1 (AUB, 2023)	50 (FLA, 2022)	2
Kaleb Jackson	11 (GrSt., 2023)	62 (GrSt., 2023)	2 (GrSt., 2023)	21 (GrSt., 2023)	-
Tre Bradford	9 (OM, 2020)	53 (OM, 2020)	1 (FSU, 2023)	4 (FSU, 2023)	-

Other Rushers

Jayden Daniels	23 (OM, 2022)	163 (ALA, 2023)	3 (FLA, OM-2022)	40 (ALA, 2023)	5
Rickie Collins	3 (GrSt., 2023)	19 (GrSt., 2023)	-	13 (GrSt., 2023)	-

	Attempts (GM)	Completions (GM)	Yards (GM)	TDs (GM)	Long (GM)	INT (GM)
QUARTERBACKS						
Jayden Daniels	45 (TENN, 2022)	32 (TENN, 2022)	414 (OM, 2023)	5 (GrSt., 2023)	86 (ARMY, 2023)	1 (ALA, 2023)
Garrett Nussmeier	31 (ARK, 2021)	18 (ARK, 2021)	294 (UGA, 2022)	2 (PURD, 2022)	75 (PURD, 2022)	2 (SOU, 2022)

	Receptions (GM)	Yards (GM)	TDs (GM)	Long (GM)	100-Yard Games
WIDE RECEIVERS/TIGHT ENDS					
Aaron Anderson	4 (ARMY, 2023)	13 (ARMY, 2023)	-	9 (AUB, 2023)	-
Kyren Lacy	4 (ARMY, 2023)	111 (AUB-2023)	1 (AUB, 2023)	57 (AUB, 2023)	1
Shelton Sampson	-	-	-	-	-
Malik Nabers	13 (Miss.St., 2023)	239 (Miss.St., 2023)	2 (ARMY, 2023)	75 (PURD, 2022)	7
Brian Thomas	10 (OM, 2023)	142 (FSU, 2023)	3 (OM, 2023)	86 (ARMY, 2023)	3
Chris Hilton	5 (SOU, 2022)	81 (Kan.St., 2021)	1 (Gr.St., 2023)	81 (KanSt, 2021)	-
Mac Markway	2 (Miss.St, 2023)	8 (Gr.St., 2023)	-	8 (GrSt., 2023)	-
Mason Taylor	6 (UGA, 2022)	88 (PURD, 2022)	1 (PURD, 2022)	38 (OM, 2022)	-

Other Receivers

Noah Cain	3 (TENN, 2022)	31 (TENN, 2022)	-	20 (TENN, 2022)	-
Logan Diggs	3 (OM, 2023)	30 (Miss.St, 2023)	-	18 (GrSt, 2023)	-
John Emery	4 (Utah St., 2019)	39 (AUB, 2022)	1 (FLA, 2022)	39 (AUB, 2022)	-
Josh Williams	4 (MSU, 2022)	31 (UNM, 2022)	-	21 (UNM, 2022)	-
Tre Bradford	1 (FSU, 2023)	55 (FSU, 2023)	1 (FLA, 2020)	55 (FSU, 2023)	-
Kaleb Jackson	2 (Miss.St, 2023)	15 (Miss.St, 2023)	-	9 (Miss.St, 2023)	-

Field Goal History for Damian Ramos

Year	I20	20-29	30-39	40-49	50-99	Long
2022	0-0	2-2	6-9	2-3	0-0	47 (UF)
2023	0-0	4-5	5-5	2-3	0-1	48 (MIZZ)

FG Streak: -

Last Miss: vs. Alabama (Missed, 46 yards)

Career PAT for Damian Ramos

Year	PAT	Pct.	FG	Pct.	LG	Pts.
2022	55-57	96.5%	10-14	71.4%	47	85
2023	51-51	100%	11-14	78.6%	48	84

PAT Streak: 63

Last PAT Miss: vs. UAB, 3Q (2022)

TACKLERS

PLAYER, POS.	SOLO (G)	ASSIST (G)	TOTAL (G)	10+	TFL (G)	SACKS (G)
Maason Smith, DT	5 (MCN, 2021)	3 (KEN, 2021)	6 (MCN, 2021)	--	3.5 (MCN, 2021)	3 (MCN, 2021)
Omar Speights, LB	3 (ARMY, 2023)	6 (ARMY, 2023)	9 (ARMY, 2023)	9	--	--
Ovie Oghoufo, DE	3 (FSU, 2023)	2 (GrSt, 2023)	3 (GrSt, 2023)	--	1 (ARMY, 2023)	--
Greg Brooks, S	6 (TENN, 2022)	4 (FSU, 2023)	10 (TENN, 2022)	1	1 (PURD, 2022)	1 (UNM, 2022)
Harold Perkins, LB	8 (UGA, 2022)	7 (SOU, 2022)	10 (UGA,2022)	1	3 (ARK, 2022)	3 (ARK, 2022)
Major Burns, S	7 (ARK, 2023)	7 (OM, 2023)	12 (ARK, 2023)	2	2 (FSU, 2022)	1 (Miss.St, 2023)
Denver Harris, CB	5 (ARK, 2023)	1 (OM, 2023)	5 (ARK, 2023)	--	--	--
Bradyn Swinson, DE	3 (FSU, 2023)	5 (ARMY, 2023)	5 (ARMY, 2023)	--	1 (AUB, 2023)	1 (ARMY, 2023)
Andre' Sam, S	9 (OM, 2023)	5 (ALA, 2023)	14 (OM, 2023)	1	0.5 (FSU, 2023)	--
Sage Ryan, S	4 (OM, 2023)	3 (ALA, 2023)	6 (ALA, 2023)	--	1 (Miss.St, 2023)	1 (Miss.St, 2023)
Mekhi Wingo, DE	6 (FSU, 2022)	3 (GrSt, 2023)	6 (FSU, 2022)	--	2 (PURD, 2022)	1.5 (OM, 2022)
Ryan Yaites, S	2 (MIZZ, 2023)	1 (MIZZ, 2023)	3 (MIZZ, 2023)	--	--	--
Duce Chestnut, CB	4 (FSU, 2023)	2 (ARK, 2023)	4 (FSU, 2023)	--	1 (FSU, 2023)	--
Zy Alexander, CB	7 (MIZZ, 2023)	3 (ARK, 2023)	8 (AUB, 2023)	--	--	--
Javien Toviano, S	1 (GrSt, 2023)	2 (Miss.St, 2023)	3 (ALA, 2023)	--	--	--
Greg Penn, LB	6 (ALA, 2023)	9 (ARK, 2023)	12 (ARK, 2023)	4	2.5 (ARK, 2022)	1.0 (ARMY, 2023)
Sai'vion Jones, DE	2 (OM, 2023)	4 (ARK, 2023)	4 (ARK, 2023)	--	1 (Miss.St, 2023)	1 (Miss.St, 2023)
Whit Weeks, LB	2 (ARK, 2023)	7 (OM, 2023)	9 (OM, 2023)	--	1.5 (OM, 2023)	0.5 (ARK, 2023)
Jacobian Guillory, DT	2 (PURD, 2022)	5 (FSU, 2023)	5 (FSU, 2023)	--	1 (KanSt, 2021)	0.5 (CMich, 2021)
Paris Shand, DE	1 (ALA, 2023)	5 (AUB, 2023)	6 (AUB, 2023)	--	1.5 (AUB, 2023)	--
Jordan Jefferson, DT	3 (ARMY, 2023)	4 (AUB, 2023)	6 (ARMY, 2023)	--	1 (ARMY, 2023)	1 (GrSt, 2023)

Career Punting for Jay Bramblett

Year	No.	Yards	Avg.	I20	50+	FC	BL	LG
2019	63	2485	39.4	18	5	24	0	61
2020	43	1839	42.8	12	10	15	0	59
2021	58	2502	43.1	19	12	24	0	72
2022	49	2181	44.5	18	15	17	0	66
2023	17	703	41.6	5	2	6	0	65

Career Kickoffs for Nathan Dibert

Year	No.	Yards	TB	OB
2022	60	3825	38	3
2023	71	4332	36	1

LSU TEAM STATISTICS

Date	Opponent	Rushing				Receiving				Passing				Kick Ret				Punt Ret				tot off
		no.	yds	td	lg	no.	yds	td	lg	c-a-i	yds	td	lg	no.	yds	td	lg	no.	yds	td	lg	
09/03/2023	vs. Florida St.	27	113	2	40	22	347	1	75	22-37-1	347	1	75	4	51	0	17	1	-3	0	0	460
09/09/2023	Grambling St.	48	302	5	21	24	320	5	47	24-34-0	320	5	47	4	86	0	27	1	22	0	22	622
09/16/2023	at Mississippi St.	39	163	3	23	31	367	2	48	31-37-0	367	2	48	0	0	0	0	1	13	0	13	530
09/23/2023	Arkansas	29	189	0	41	20	320	4	49	20-29-1	320	4	49	0	0	0	0	0	0	0	0	509
09/30/2023	at Ole Miss	37	223	3	55	27	414	4	42	27-38-0	414	4	42	2	33	0	18	0	0	0	0	637
10/07/2023	at Missouri	43	274	2	35	15	259	3	42	15-23-0	259	3	42	1	30	0	30	0	0	0	0	533
10/14/2023	Auburn	39	238	3	35	20	325	3	57	20-27-1	325	3	57	1	60	0	60	0	0	0	0	563
10/21/2023	Army	33	202	4	67	18	368	4	86	18-27-0	368	4	86	0	0	0	0	0	0	0	0	570
11/04/2023	at Alabama	24	206	2	40	20	272	2	46	20-34-1	272	2	46	1	13	0	13	0	0	0	0	478
11/11/2023	Florida																					
11/18/2023	Georgia St.																					
11/25/2023	Texas A&M																					
LSU		319	1910	24	67	197	2991	28	86	197-286-4	2991	28	86	13	273	0	60	3	32	0	22	4901
Opponents		314	1540	16	52	164	2127	16	63	164-274-9	2127	16	63	22	439	0	39	1	3	0	3	3667

Games: 9 Avg/rush: 6.0 Avg/catch: 15.2 Pass effic: 186.2 KR avg: 21.0 PR avg: 10.7 All purpose avg/game: 590.3 Total offense avg/gm: 544.6

Date	Opponent	Tackles				Sacks no-yds	Fumble		Pass Defense			blkd kick	PAT kicks	Attempts		off		pts
		solo	ast	total	tfl-yds		ff	fr-yds	int-yds	qbh	brup			rush	rcv	saf	t/o	
09/03/2023	vs. Florida St.	26	42	68	4.0-16	0-0	0	0-0	1-2	4	2	0	3-3	0	0	0	0	24
09/09/2023	Grambling St.	24	48	72	4.0-5	1-1	0	1-0	1-0	6	7	0	10-10	0	0	1	14	72
09/16/2023	at Mississippi St.	19	28	47	7.0-27	4-20	0	0-0	0-0	4	4	0	5-5	0	0	0	0	41
09/23/2023	Arkansas	32	48	80	6.0-33	4-27	2	0-0	2-0	3	3	0	4-4	0	0	0	0	34
09/30/2023	at Ole Miss	40	54	94	6.0-8	0-0	0	0-0	0-0	4	6	0	7-7	0	0	0	0	49
10/07/2023	at Missouri	35	16	51	5.0-22	2-16	1	0-0	2-17	3	2	0	5-5	0	1	0	14	49
10/14/2023	Auburn	32	40	72	6.0-25	2-9	0	0-0	0-0	2	6	0	6-6	0	0	0	0	48
10/21/2023	Army	27	44	71	5.0-18	1-7	1	1-0	3-88	1	3	0	8-8	0	0	0	17	62
11/04/2023	at Alabama	39	36	75	3.0-17	2-12	0	0-0	0-0	2	3	0	4-4	0	0	0	0	28
11/11/2023	Florida																	
11/18/2023	Georgia St.																	
11/25/2023	Texas A&M																	
LSU		272	360	632	46.0-187	16-108	4	2-0	9-107	34	36	0	52-52	0	1	1	45	407
Opponents		274	388	662	27.0-117	18-84	4	2-0	4-28	15	30	0	27-27	2	2	0	21	254

Date	Opponent	Punting									Field Goals			Kickoffs				
		no.	yds	avg	long	blkd	tb	fc	50+	in20	m-a	long	blkd	no.	yds	avg	tb	ob
09/03/2023	vs Florida St.	3	135	45.0	65	0	0	0	1	2	1-1	36	0	4	203	50.8	2	0
09/09/2023	Grambling St.	0	0	0.0	0	0	0	0	0	0	0-0	0	0	11	658	59.8	3	0
09/16/2023	at Mississippi St.	2	77	38.5	40	0	0	1	0	0	2-2	41	0	8	491	61.4	4	0
09/23/2023	Arkansas	2	76	38.0	40	0	1	0	0	0	2-2	24	0	7	403	57.6	4	0
09/30/2023	at Ole Miss	3	130	43.3	49	0	0	1	0	1	0-1	0	0	8	466	58.3	6	0
10/07/2023	at Missouri	3	131	43.7	57	0	0	0	1	2	2-3	48	0	9	540	60.0	3	0
10/14/2023	Auburn	1	44	44.0	44	0	0	1	0	0	2-2	35	0	9	577	64.1	5	0
10/21/2023	Army	1	41	41.0	41	0	0	0	0	0	2-2	35	0	11	705	64.1	8	1
11/04/2023	at Alabama	2	73	36.5	40	0	0	2	0	0	0-1	0	0	5	292	58.4	1	0
11/11/2023	Florida																	
11/18/2023	Georgia St.																	
11/25/2023	Texas A&M																	
LSU		17	707	41.6	65	0	1	6	2	5	11-14	48	0	71	4332	61.0	36	1
Opponents		30	1353	45.1	73	0	1	16	8	10	9-14	50	0	50	3200	64.0	32	0

OPPONENT TEAM STATISTICS

Date	Opponent	Rushing				Receiving				Passing				Kick Ret				Punt Ret				tot off
		no.	yds	td	lg	no.	yds	td	lg	c-a-i	yds	td	lg	no.	yds	td	lg	no.	yds	td	lg	
09/03/2023	vs. Florida St.	34	135	2	17	24	359	4	44	24-32-1	359	4	44	1	0	0	0	0	0	0	0	494
09/09/2023	vs. Grambling St.	29	163	0	36	15	157	1	34	15-31-1	157	1	34	7	93	0	18	0	0	0	0	320
09/16/2023	at Mississippi St.	21	94	1	52	12	107	1	22	12-29-0	107	1	22	3	102	0	39	0	0	0	0	201
09/23/2023	Arkansas	37	137	0	25	21	289	3	59	21-31-2	289	3	59	2	19	0	19	0	0	0	0	426
09/30/2023	at Ole Miss	49	317	3	43	26	389	4	63	26-39-0	389	4	63	2	18	0	18	1	3	0	3	706
10/07/2023	at Missouri	21	132	3	52	30	395	2	42	30-47-2	395	2	42	1	20	0	20	0	0	0	0	527
10/14/2023	Auburn	34	139	1	16	15	154	1	39	15-27-0	154	1	39	4	93	0	28	0	0	0	0	293
10/21/2023	Army	43	151	0	18	6	42	0	13	6-15-3	42	0	13	0	0	0	0	0	0	0	0	193
11/04/2023	at Alabama	46	288	6	23	15	219	0	42	15-23-0	219	0	42	4	88	0	30	0	0	0	0	507
11/11/2023	Florida																					
11/18/2023	Georgia St.																					
11/25/2023	Texas A&M																					
Opponents		314	1540	16	52	164	2127	16	63	164-274-9	2127	16	63	22	439	0	39	1	3	0	3	3667
LSU		319	1910	24	67	197	2991	28	86	197-286-4	2991	28	86	13	273	0	60	3	32	0	22	4901

Games: 9 Avg/rush: 4.9 Avg/catch: 13.0 Pass effic: 137.8 KR avg: 20.0 PR avg: 3.0 All purpose avg/game: 459.7 Total offense avg/gm: 407.4

Date	Opponent	solo	Tackles			Sacks no-yds	Fumble		Pass Defense			blkd kick	PAT kicks	Attempts		off		
			ast	total	tfl-yds		ff	fr-yds	int-yds	qbh	brup			rush	rcv	saf	t/o	pts
09/03/2023	vs Florida St.	33	32	65	5.0-31	4-26	0	1-0	1-0	1	6	0	6-6	0	0	0	7	45
09/09/2023	Grambling St.	24	48	72	4.0-5	1-1	0	1-0	1-0	6	7	0	10-10	0	0	1	14	72
09/16/2023	at Mississippi St.	30	70	100	6.0-22	2-13	0	0-0	0-0	2	2	0	2-2	0	0	0	0	14
09/23/2023	Arkansas	25	34	59	2.0-9	2-9	0	0-0	1-15	1	2	0	2-2	0	1	0	0	31
09/30/2023	at Ole Miss	37	38	75	4.0-19	3-15	1	1-0	0-0	4	5	0	5-5	1	0	0	7	55
10/07/2023	at Missouri	27	50	77	3.0-15	2-4	2	0-0	0-0	1	4	0	4-4	1	0	0	0	39
10/14/2023	Auburn	25	50	75	2.0-4	2-4	0	0-0	1-3	2	3	0	1-1	0	1	0	0	18
10/21/2023	Army	25	42	67	2.0-7	1-6	0	0-0	0-0	2	1	0	0-0	0	0	0	0	0
11/04/2023	at Alabama	29	24	53	1.0-4	1-4	0	0-0	1-10	2	6	0	6-6	0	0	0	7	42
11/11/2023	Florida																	
11/18/2023	Georgia St.																	
11/25/2023	Texas A&M																	
Opponents		274	388	662	27.0-117	18-84	4	2-0	4-28	15	30	0	27-27	2	2	0	21	254
LSU		272	360	632	46.0-187	16-108	4	2-0	9-107	34	36	0	52-52	0	1	1	45	407

Date	Opponent	no.	yds	avg	long	Punting					Field Goals			Kickoffs					
						blkd	tb	fc	50+	in20	m-a	long	blkd	no.	yds	avg	tb	ob	
09/03/2023	vs. Florida St.	2	95	47.5	51	0	0	2	1	1	1-1	33	0	8	502	62.8	4	0	
09/09/2023	Grambling St.	4	176	44.0	47	0	0	2	0	1	1-2	23	0	4	242	60.5	0	0	
09/16/2023	at Mississippi St.	7	302	43.1	50	0	0	5	1	2	0-0	0	0	3	195	65.0	3	0	
09/23/2023	Arkansas	1	53	53.0	53	0	0	1	1	1	3-3	40	0	7	455	65.0	7	0	
09/30/2023	at Ole Miss	2	83	41.5	42	0	0	2	0	0	2-2	48	0	10	646	64.6	8	0	
10/07/2023	at Missouri	2	90	45.0	73	0	0	0	1	1	1-3	50	0	6	387	64.5	4	0	
10/14/2023	Auburn	6	273	45.5	58	0	1	2	2	1	1-1	38	0	4	259	64.8	3	0	
10/21/2023	Army	4	188	47.0	58	0	0	1	1	2	0-0	0	0	1	65	65.0	1	0	
11/04/2023	at Alabama	1	50	50.0	50	0	0	1	1	1	0-2	0	0	7	449	64.1	2	0	
11/11/2023	Florida																		
11/18/2023	Georgia St.																		
11/25/2023	Texas A&M																		
Opponents		30	1353	45.1	73	0	1	16	8	10	9-14	50	0	5	0	3200	64.0	32	0
LSU		17	707	41.6	65	0	1	6	2	5	11-14	48	0	7	1	4332	61.0	36	1

TACKLES

	UA-A	TOTAL	FSU	GSU	MSU	ARK	OM	MIZZ	AUB	ARMY	ALA	FLA	GAST	TAMU
Greg Penn	25-37	62	0-3	2-3	1-2	2-10	6-5	4-2	2-5	2-3	6-4			
Major Burns	25-34	59	1-7	2-3	1-1	6-6	4-7	3-1	2-1	1-5	5-3			
Andre Sam	33-24	57	3-2	4-1	4-0	3-4	9-5	3-3	2-3	2-1	3-5			
Harold Perkins	26-22	48	2-3	1-0	2-2	3-3	4-5	2-1	4-1	2-5	6-2			
Zy Alexander	31-13	44	4-3	5-1	0-3	2-3	2-0	8-0	6-2	4-1	DNP			
Whit Weeks	12-26	38	-	1-3	2-6	2-7	2-7	4-0	1-0	0-3	-			
Omar Speights	11-24	35	3-5	0-1	DNP	DNP	1-3	DNP	3-5	3-6	1-4			
Sage Ryan	14-11	25	0-3	-	2-1	1-0	3-4	3-0	1-0	1-0	3-3			
Brady Swinson	9-16	25	3-2	0-1	0-3	0-3	-	2-0	2-1	0-5	2-1			
Mekhi Wingo	9-13	22	1-3	0-3	2-1	2-2	1-2	1-2	2-0	DNP	DNP			
Jordan Jefferson	6-16	22	1-1	1-2	0-1	0-3	0-1	1-0	0-4	3-3	0-1			
Ovie Oghoufo	8-11	19	3-0	0-2	-	-	1-2	1-2	0-1	2-0	1-4			
Sai'vion Jones	5-12	17	1-0	0-3	1-0	0-4	2-0	-	0-1	0-2	1-2			
Jacobian Guillory	2-15	17	0-5	0-1	-	0-1	0-2	-	0-1	1-3	1-2			
Maason Smith	6-10	16	DNP	1-0	1-1	1-1	0-2	2-2	0-1	1-2	0-1			
Javien Toviano	8-5	13	-	1-1	0-2	-	-	-	1-0	1-0	5-2			
Paris Shand	4-8	12	0-1	-	1-0	0-1	0-1	-	1-5	1-0	1-0			
West Weeks	1-9	10	-	1-5	0-2	-	-	-	0-2	-	-			
Ryan Yaites	5-3	8	-	-	1-1	1-0	-	2-1	0-1	-	1-0			
Ashton Stamps	5-3	8	-	1-1	-	-	4-2	-	DNP	DNP	-			
Da'Shawn Womack	4-4	8	DNP	2-2	-	2-0	-	-	-	0-2	-			
Princeton Malbrue	2-6	8	-	0-2	-	-	0-1	-	0-2	1-1	1-0			
Greg Brooks	1-7	8	0-4	1-3	DNP	DNP	DNP	DNP	DNP	DNP	DNP			
Denver Harris	6-1	7	DNP	-	1-0	5-0	0-1	DNP	-	DNP	DNP			
Duce Chestnut	4-2	6	4-0	-	-	0-2	DNP	DNP	DNP	DNP	DNP			
Laterrance Welch	1-5	6	-	0-1	0-1	-	1-3	-	DNP	DNP	DNP			
Jeremiah Hughes	2-2	4	-	0-1	-	-	-	-	1-1	-	1-0			
Ryan Robinson	1-2	3	DNP	1-1	DNP	DNP	0-1	-	DNP	DNP	DNP			
Christian Brathwaite	0-3	3	DNP	DNP	DNP	DNP	DNP	0-1	0-2	DNP	-			
Tygee Hill	1-1	2	DNP	-	DNP	DNP	DNP	DNP	1-1	-	-			
Jayden Daniels	0-2	2	-	-	-	0-1	-	-	-	-	0-1			
Fitzgerald West	0-2	2	DNP	0-1	DNP	DNP	DNP	DNP	DNP	0-1	DNP			
Bryce Langston	0-2	2	DNP	0-2	DNP	DNP	DNP	DNP	DNP	DNP	DNP			
Jalen Lee	0-2	2	-	0-1	0-1	DNP	-	DNP	-	-	DNP			
Jordan Allen	1-0	1	DNP	DNP	DNP	DNP	DNP	DNP	-	-	1-0			
Kylin Jackson	1-0	1	DNP	DNP	DNP	DNP	DNP	DNP	-	1-0	-			
Nathan Dibert	1-0	1	-	-	-	-	-	-	1-0	-	-			
Mason Taylor	1-0	1	-	-	DNP	-	-	-	1-0	-	-			
Quency Wiggins	1-0	1	DNP	-	DNP	DNP	DNP	DNP	-	1-0	DNP			
Brian Thomas	0-1	1	-	-	-	-	-	-	-	-	0-1			
Jaxon Howard	0-1	1	-	0-1	-	DNP	DNP	DNP	DNP	DNP	DNP			
Kaleb Jackson	0-1	1	-	-	-	-	-	0-1	-	-	-			
Lane Blue	0-1	1	DNP	0-1	DNP	DNP	DNP	DNP	DNP	-	DNP			
Jake Ibieta	0-1	1	DNP	0-1	DNP	DNP	DNP	DNP	DNP	DNP	DNP			
Miles Frazier	0-1	1	-	-	-	0-1	-	-	-	-	-			
Dylan Carpenter	0-1	1	DNP	DNP	DNP	DNP	DNP	DNP	DNP	0-1	DNP			

TACKLES FOR LOSS

	UA-A	TOTAL	FSU	GSU	MSU	ARK	OM	MIZZ	AUB	ARMY	ALA	FLA	GAST	TAMU
Harold Perkins	8-2	9.0	-	-	2.0-4	1.5-11	1.0-3	1.0-3	2.0-9	0.5-2	1.0-9			
Jordan Jefferson	4-1	4.5	1.0-4	1.0-1	-	0.5-2	-	1.0-1	-	1.0-1	-			
Brady Swinson	3-3	4.5	1.0-6	-	-	0.5-1	-	1.0-26	1.0-12	1.0-2	-			
Greg Penn	3-2	4.0	-	0.5-0	-	1.0-5	-	-	0.5-1	1.0-7	1.0-5			
Paris Shand	3-2	4.0	-	-	1.0-5	-	0.5-0	-	1.5-1	-	1.0-3			
Maason Smith	2-2	3.0	DNP	1.0-2	-	-	0.5-0	1.0-6	-	0.5-2	-			
Sage Ryan	2-2	3.0	-	-	1.0-1	-	2.0-2	-	-	-	-			
Mekhi Wingo	2-2	3.0	-	0.5-0	1.0-7	0.5-4	-	-	1.0-2	DNP	DNP			
Whit Weeks	2-2	3.0	-	-	-	0.5-4	1.5-2	1.0-2	-	-	-			
Sai'vion Jones	1-2	2.0	-	1.0-2	1.0-7	-	-	-	-	-	-			
Ovie Oghoufo	1-0	1.0	-	-	-	-	-	-	-	1.0-4	-			
Major Burns	1-0	1.0	-	-	1.0-3	-	-	-	-	-	-			
Da'Shawn Womack	1-0	1.0	DNP	-	-	1.0-5	-	-	-	-	-			
Duce Chestnut	1-0	1.0	1.0-4	-	-	-	DNP	DNP	DNP	DNP	DNP			
Andre Sam	0-2	1.0	0.5-1	-	-	0.5-1	-	-	-	-	-			
Greg Brooks	0-1	0.5	0.5-1	-	DNP	DNP	DNP	DNP	DNP	DNP	DNP			
Laterrance Welch	0-1	0.5	-	-	-	-	0.5-1	-	DNP	DNP	DNP			

LSU'S 20-YARD PLAYS

Play Breakdown

Pass	55
Rush	20
TOTAL	75

By Game

vs. FSU	6
vs. GSU	9
vs. MSU	5
vs. ARK	9
vs. OM	9
vs. MIZ	10
vs. AUB	9
vs. AWP	8
vs. ALA	10

By Quarter

1st	21
2nd	22
3rd	14
4th	18
Overtime	0

Rushing

Jayden Daniels	12
Logan Diggs	4
Josh Williams	2
Kaleb Jackson	1
Trey Holly	1

Passing

Jayden Daniels	52
Garrett Nussmeier	3

Receiving

Malik Nabers	27
Brian Thomas	12
Kyren Lacy	9
Chris Hilton	2
Mason Taylor	2
Tre Bradford	1
John Emery	1
Josh Williams	1

20 or More Touchdowns

Malik Nabers	10
Brian Thomas	7
Kyren Lacy	2
Chris Hilton	1
Jayden Daniels	1
Trey Holly	1

20-Plus Yard Plays of 2023

YARDS	TYPE	PLAYER	OPP.	QTR.
86	Pass	Brian Thomas from Jayden Daniels*	AWP	1
75	Pass	Brian Thomas from Jayden Daniels*	FSU	4
67	Rush	Trey Holly*	AWP	4
57	Pass	Kyren Lacy from Jayden Daniels for a first down	AUB	3
55	Pass	Tre Bradford from Jayden Daniels for a first down	FSU	1
55	Rush	Jayden Daniels for a first down	OM	2
51	Pass	Malik Nabers from Garrett Nussmeier*	AWP	3
49	Pass	Brian Thomas from Jayden Daniels*	ARK	2
49	Pass	Brian Thomas from Jayden Daniels*	ARK	3
49	Pass	John Emery from Jayden Daniels for a first down	AUB	1
47	Pass	Chris Hilton from Jayden Daniels*	GSU	1
46	Pass	Malik Nabers from Jayden Daniels*	ALA	1
45	Pass	Malik Nabers from Jayden Daniels*	MSU	4
42	Pass	Chris Hilton from Jayden Daniels for a first down	OM	4
42	Pass	Brian Thomas from Jayden Daniels*	MIZ	3
41	Rush	Josh Williams for a first down	ARK	2
40	Rush	Jayden Daniels for a first down	FSU	2
40	Rush	Jayden Daniels for a first down	ALA	2
39	Pass	Malik Nabers from Jayden Daniels for a first down	OM	2
39	Pass	Malik Nabers from Jayden Daniels for a first down	MIZ	1
38	Pass	Kyren Lacy from Jayden Daniels for a first down	GSU	2
38	Pass	Josh Williams from Jayden Daniels for a first down	AWP	2
36	Pass	Malik Nabers from Jayden Daniels for a first down	ARK	4
35	Rush	Josh Williams for a first down	FSU	2
35	Pass	Malik Nabers from Jayden Daniels for a first down	MIZ	4
35	Rush	Jayden Daniels*	MIZ	4
35	Rush	Logan Diggs for a first down	AUB	1
34	Pass	Brian Thomas from Jayden Daniels*	OM	4
34	Rush	Logan Diggs for a first down	MIZ	2
33	Pass	Kyren Lacy from Jayden Daniels for a first down	FSU	1
33	Pass	Malik Nabers from Jayden Daniels*	MSU	2
32	Pass	Malik Nabers from Jayden Daniels for a first down	MSU	1
31	Rush	Jayden Daniels for a first down	MIZ	4
30	Pass	Malik Nabers from Jayden Daniels for a first down	GSU	1
30	Pass	Malik Nabers from Jayden Daniels for a first down	ALA	3
29	Pass	Malik Nabers from Garrett Nussmeier for a first down	GSU	3
29	Pass	Malik Nabers from Jayden Daniels*	OM	2
29	Pass	Malik Nabers from Jayden Daniels*	MIZ	4
29	Pass	Malik Nabers from Jayden Daniels*	AUB	1
28	Pass	Brian Thomas from Jayden Daniels for a first down	AWP	1
28	Rush	Jayden Daniels for a first down	ALA	2
28	Rush	Jayden Daniels for a first down	ALA	2
27	Rush	Jayden Daniels for a first down	MIZ	3
27	Pass	Malik Nabers from Garrett Nussmeier for a first down	ALA	4
26	Pass	Brian Thomas from Jayden Daniels for a first down	GSU	1
26	Pass	Malik Nabers from Jayden Daniels*	MSU	1
26	Pass	Brian Thomas from Jayden Daniels for a first down	ARK	2
26	Rush	Jayden Daniels for a first down	AUB	1
26	Pass	Malik Nabers from Jayden Daniels*	AWP	2
26	Pass	Kyren Lacy from Jayden Daniels*	ALA	2
25	Pass	Kyren Lacy from Jayden Daniels*	AUB	3
24	Rush	Jayden Daniels for a first down	ALA	1
23	Pass	Brian Thomas from Jayden Daniels for a first down	GSU	2
23	Rush	Jayden Daniels for a first down	MSU	3
23	Pass	Malik Nabers from Jayden Daniels for a first down	OM	1
23	Rush	Jayden Daniels for a first down	AUB	4
23	Pass	Malik Nabers from Jayden Daniels for a first down	AWP	2
23	Pass	Brian Thomas from Jayden Daniels for a first down	ALA	2
22	Pass	Malik Nabers from Jayden Daniels for a first down	ARK	1
22	Pass	Kyren Lacy from Jayden Daniels for a first down	OM	3
22	Pass	Mason Taylor from Jayden Daniels for a first down	OM	4
22	Pass	Kyren Lacy from Jayden Daniels for a first down	AUB	2
22	Pass	Malik Nabers from Jayden Daniels	AUB	4
22	Pass	Malik Nabers from Jayden Daniels for a first down	ALA	2
21	Pass	Malik Nabers from Jayden Daniels for a first down	FSU	4
21	Pass	Kyren Lacy from Jayden Daniels for a first down	GSU	1
21	Rush	Logan Diggs for a first down	GSU	3
21	Rush	Kaleb Jackson for a first down	GSU	3
21	Rush	Logan Diggs for a first down	ARK	4
21	Pass	Malik Nabers from Jayden Daniels for a first down	MIZ	3
21	Pass	Malik Nabers from Jayden Daniels for a first down	AWP	1
20	Pass	Mason Taylor from Jayden Daniels for a first down	ARK	4
20	Pass	Malik Nabers from Jayden Daniels*	ARK	4
20	Pass	Brian Thomas from Jayden Daniels*	OM	1
20	Pass	Kyren Lacy from Jayden Daniels for a first down	MIZ	3

* - Denotes play resulted in touchdown

LSU TEAM GAME HIGHS

Rushes	48	vs. Grambling (Sept. 9, 2023)
Yards Rushing	302	vs. Grambling (Sept. 9, 2023)
Yards Per Rush	8.6	at Alabama (Nov. 4, 2023)
TD Rushes	5	vs. Grambling (Sept. 9, 2023)
Pass attempts	38	at Ole Miss (Sept. 30, 2023)
Pass completions	31	at Mississippi State (Sept. 16, 2023)
Yards Passing	414	at Ole Miss (Sept. 30, 2023)
Yards Per Pass	13.6	vs. Army (Oct. 21, 2023)
TD Passes	5	vs. Grambling (Sept. 9, 2023)
Total Plays	82	vs. Grambling (Sept. 9, 2023)
Total Offense	637	at Ole Miss (Sept. 30, 2023)
Yards Per Play	9.5	vs. Army (Oct. 21, 2023)
Points	72	vs. Grambling (Sept. 9, 2023)
Sacks By	4	at Mississippi State (Sept. 16, 2023) vs. Arkansas (Sept. 23, 2023)
First Downs	34	vs. Grambling (Sept. 9, 2023) at Ole Miss (Sept. 30, 2023)
Penalties	12	vs. Auburn (Oct. 14, 2023)
Penalty Yards	100	vs. Auburn (Oct. 14, 2023)
Turnovers	2	vs. Florida State (Sept. 3, 2023)
Interceptions By	2	vs. Arkansas (Sept. 23, 2023)
Punts	3	vs. Florida State (Sept. 3, 2023) at Ole Miss (Sept. 30, 2023) at Missouri (Oct. 7, 2023)
Punting Avg	45.0	vs. Florida State (Sept. 3, 2023)
Long Punt	65	vs. Florida State (Sept. 3, 2023)
Punts inside 20	2	vs. Florida State (Sept. 3, 2023) at Missouri (Oct. 7, 2023)
Long Punt Return	22	vs. Grambling (Sept. 9, 2023)

LSU INDIVIDUAL GAME HIGHS

Rushes	24	Logan Diggs at Missouri (Oct. 7, 2023)
Yards Rushing	163	Jayden Daniels at Alabama (Nov. 4, 2023)
TD Rushes	2	Kaleb Jackson vs. Grambling (Sept. 9, 2023) Jayden Daniels at Mississippi State (Sept. 16, 2023) Logan Diggs at Ole Miss (Sept. 30, 2023)
Long Rush	67	Trey Holly vs. Army (Oct. 21, 2023)
Pass attempts	37	Jayden Daniels vs. Florida State (Sept. 3, 2023)
Pass completions	30	Jayden Daniels at Mississippi State (Sept. 16, 2023)
Yards Passing	414	Jayden Daniels at Ole Miss (Sept. 30, 2023)
TD Passes	5	Jayden Daniels vs. Grambling (Sept. 9, 2023)
Long Pass	86	Jayden Daniels vs. Army (Oct. 21, 2023)
Receptions	13	Malik Nabers at Mississippi State (Sept. 16, 2023)
Yards Receiving	239	Malik Nabers at Mississippi State (Sept. 16, 2023)
TD Receptions	3	Brian Thomas at Ole Miss (Sept. 30, 2023)
Long Reception	86	Brian Thomas vs. Army (Oct. 21, 2023)
Field Goals	2	Damian Ramos at Mississippi State (Sept. 16, 2023) Damian Ramos vs. Arkansas (Sept. 23, 2023) Damian Ramos at Missouri (Oct. 7, 2023)
Long Field Goal	48	Damian Ramos at Missouri (Oct. 7, 2023)
Punts	3	Jay Bramblett vs. Florida State (Sept. 3, 2023) Jay Bramblett at Ole Miss (Sept. 30, 2023) Jay Bramblett at Missouri (Oct. 7, 2023)
Punting Avg	45.0	Jay Bramblett vs. Florida State (Sept. 3, 2023)
Long Punt	65	Jay Bramblett vs. Florida State (Sept. 3, 2023)
Punts inside 20	2	Jay Bramblett vs. Florida State (Sept. 3, 2023) Jay Bramblett at Missouri (Oct. 7, 2023)
Long Punt Return	22	Gregory Clayton vs. Grambling (Sept. 9, 2023)
Long Kickoff Return	60	Kaleb Jackson vs. Auburn (Oct. 14, 2023)
Tackles	14	Andre Sam at Ole Miss (Sept. 30, 2023)
Sacks	1.0	Jordan Jefferson vs. Grambling (Sept. 9, 2023) Harold Perkins at Mississippi State (Sept. 16, 2023) Mekhi Wingo at Mississippi State (Sept. 16, 2023) Major Burns at Mississippi State (Sept. 16, 2023) Sai'vion Jones at Mississippi State (Sept. 16, 2023) Greg Penn vs. Arkansas (Sept. 23, 2023) Harold Perkins vs. Arkansas (Sept. 23, 2023) Da'Shawn Womack vs. Arkansas (Sept. 23, 2023) Maason Smith at Missouri (Oct. 7, 2023) Bradyn Swinson at Missouri (Oct. 7, 2023) Harold Perkins vs. Auburn (Oct. 14, 2023) Mekhi Wingo vs. Auburn (Oct. 14, 2023) Gren Penn vs. Army (Oct. 21, 2023) Harold Perkins at Alabama (Nov. 4, 2023) Paris Shand at Alabama (Nov. 4, 2023)
Tackles For Loss	2	Harold Perkins at Mississippi State (Sept. 16, 2023) Sage Ryan at Ole Miss (Sept. 30, 2023)
Interceptions	1	Duce Chestnut vs. Florida State (Sept. 3, 2023) Greg Penn vs. Grambling (Sept. 9, 2023) Andre Sam vs. Arkansas (Sept. 23, 2023) Zy Alexander vs. Arkansas (Sept. 23, 2023) Harold Perkins at Missouri (Oct. 7, 2023) Major Burns at Missouri (Oct. 7, 2023)

OPPONENT TEAM GAME HIGHS

Rushes	49	at Ole Miss (Sept. 30, 2023)
Yards Rushing	317	at Ole Miss (Sept. 30, 2023)
Yards Per Rush	6.5	at Ole Miss (Sept. 30, 2023)
TD Rushes	6	at Alabama (Nov. 4, 2023)
Pass attempts	47	at Missouri (Oct. 7, 2023)
Pass completions	30	at Missouri (Oct. 7, 2023)
Yards Passing	395	at Missouri (Oct. 7, 2023)
Yards Per Pass	11.2	vs. Florida State (Sept. 3, 2023)
TD Passes	4	vs. Florida State (Sept. 3, 2023) at Ole Miss (Sept. 30, 2023)
Total Plays	88	at Ole Miss (Sept. 30, 2023)
Total Offense	706	at Ole Miss (Sept. 30, 2023)
Yards Per Play	8.0	at Ole Miss (Sept. 30, 2023)
Points	55	at Ole Miss (Sept. 30, 2023)
Sacks By	4	vs. Florida State (Sept. 3, 2023)
First Downs	32	at Ole Miss (Sept. 30, 2023)
Penalties	13	vs. Grambling (Sept. 9, 2023)
Penalty Yards	121	at Ole Miss (Sept. 30, 2023)
Turnovers	4	vs. Army (Oct. 21, 2023)
Interceptions By	1	vs. Florida State (Sept. 3, 2023)
Punts	7	at Mississippi State (Sept. 16, 2023)
Punting Avg	53.0	vs. Arkansas (Sept. 23, 2023)
Long Punt	73	at Missouri (Oct. 7, 2023)
Punts inside 20	2	at Mississippi State (Sept. 16, 2023) vs. Army (Oct. 21, 2023)
Long Punt Return	3	at Ole Miss (Sept. 30, 2023)

OPPONENT INDIVIDUAL GAME HIGHS

Rushes	33	Quinshon Judkins at Ole Miss (Sept. 30, 2023)
Yards Rushing	177	Quinshon Judkins at Ole Miss (Sept. 30, 2023)
TD Rushes	4	Jalen Milroe at Alabama (Nov. 4, 2023)
Long Rush	52	Jo'quavius Marks at Mississippi State (Sept. 16, 2023) Cody Schrader at Missouri (Oct. 7, 2023)
Pass attempts	47	Brady Cook at Missouri (Oct. 7, 2023)
Pass completions	30	Brady Cook at Missouri (Oct. 7, 2023)
Yards Passing	411	Brady Cook at Missouri (Oct. 7, 2023)
TD Passes	4	Jordan Travis vs. Florida State (Sept. 3, 2023) Jaxson Dart at Ole Miss (Sept. 30, 2023)
Long Pass	63	Jaxson Dart at Ole Miss (Sept. 30, 2023)
Receptions	11	Luther Burden at Missouri (Oct. 7, 2023)
Yards Receiving	153	Tre Harris at Ole Miss (Sept. 30, 2023)
TD Receptions	3	Keon Coleman vs. Florida State (Sept. 3, 2023)
Long Reception	63	Jordan Watkins at Ole Miss (Sept. 30, 2023)
Field Goals	3	Cam Little vs. Arkansas (Sept. 23, 2023)
Long Field Goal	50	Harrison Mevis at Missouri (Oct. 7, 2023)
Punts	6	Keelan Crimmins at Mississippi State (Sept. 16, 2023) 6 Oscar Chapman vs. Auburn (Oct. 14, 2023)
Punting Avg	53.0	Max Fletcher vs. Arkansas (Sept. 23, 2023)
Long Punt	73	Luke Bauer at Missouri (Oct. 7, 2023)
Punts inside 20	2	Keelan Crimmins at Mississippi State (Sept. 16, 2023) Cooper Allan vs. Army (Oct. 21, 2023)
Long Punt Return	1	Jordan Watkins at Ole Miss (Sept. 30, 2023)
Long Kickoff Return	39	Lideatrick Griffin at Mississippi State (Sept. 16, 2023)
Tackles	14	Jett Johnson at Mississippi State (Sept. 16, 2023)
Sacks	2.0	Ashanti Cistrunk at Ole Miss (Sept. 30, 2023)
Tackles For Loss	2.0	Ashanti Cistrunk at Ole Miss (Sept. 30, 2023)
Interceptions	1	Renardo Green vs. Florida State (Sept. 3, 2023) Dwight McGlothern vs. Arkansas (Sept. 23, 2023) DJ James vs. Auburn (Oct. 14, 2023) Terrion Arnold at Alabama (Nov. 4, 2023)

DRIVE SUPERLATIVES

Longest Drive

No. of Plays	14 at Mississippi State (Sept. 16, 2023) results in a FG
By No. of Yards	92 at Missouri (Oct. 7, 2023) results in a TD 92 vs. Army (Oct. 21, 2023) results in a TD
By Time of Possession	8:20 vs. Army (Oct. 21, 2023) results in a TD

Opponents

14 at Ole Miss (Sept. 30, 2023) results in a TD
88 at Ole Miss (Sept. 30, 2023) results in a TD
8:16 vs. Arkansas (Sept. 23, 2023) results in a FG

Shortest Drive

By No. of Plays	1 vs. Florida State (Sept. 3, 2023) results in a TD 1 at Missouri (Oct. 7, 2023) results in End of Game 1 vs. Auburn (Oct. 14, 2023) results in End of Half
By No. of Yards	-5 at Ole Miss (Sept. 30, 2023) results in Punt
By Time of Possession	0:02 at Missouri (Oct. 7, 2023) results in End of Game

Opponents

1 vs. Florida State (Sept. 3, 2023) results in INT
1 vs. Arkansas (Sept. 23, 2023) results in INT
1 vs. Army (Oct. 21, 2023) results in End of Game
1 at Alabama (Nov. 4, 2023) results in End of Half
-25 vs. Grambling (Sept. 9, 2023) results in a Safety
0:02 at Alabama (Nov. 4, 2023) results in End of Half

SCORING DRIVE BREAKDOWN

Yardage	LSU		Opponent	
	TD	FG	TD	FG
No. Drive	-	-	-	-
Neg. Yards	-	-	-	-
0-9	-	-	-	-
10-19	-	-	-	-
20-29	2	2	1	-
30-39	3	-	-	-
40-49	3	1	-	2
50-59	4	2	6	3
60-69	7	4	2	1
70-79	27	2	17	1
80-89	4	-	6	1
90-99	2	-	-	-
TOTALS	52	11	32	8

THREE AND OUTS

	LSU	Opponent
	THREE AND OUTS/DRIVES	THREE AND OUTS/DRIVES
vs. Florida State	3/11	2/12
vs. Grambling State	0/11	4/11
at Mississippi St.	1/11	5/10
vs. Arkansas	1/9	1/10
at Ole Miss	1/13	2/12
at Missouri	3/12	2/13
vs. Auburn	0/11	4/11
vs. Army	1/11	3/12
at Alabama	1/10	0/11
vs. Florida	--	--
vs. Georgia State	--	--
at Texas A&M	--	--
TOTALS	11/100	23/102

GAME OPENING DRIVES

	LSU			Opponent		
	PTS	1STS	YDS	PTS	1STS	YDS
vs. Florida State	0	2	61	7	3	86
vs. Grambling State	7	4	77	7	4	83
at Mississippi State	3	4	77	0	1	12
vs. Arkansas	0	0	6	0	0	8
at Ole Miss	0	1	15	7	5	75
at Missouri	0	0	5	8	4	87
vs. Auburn	7	2	75	0	0	-10
vs. Army	7	4	75	0	0	7
at Alabama	7	4	85	0	1	10
vs. Florida						
vs. Georgia State						
vs. Texas A&M						
TOTALS	31	21	476	29	18	358

SECOND-HALF OPENING DRIVES

	LSU			Opponent		
	PTS	1STS	YDS	PTS	1STS	YDS
vs. Florida State	0	2	36	3	3	60
vs. Grambling State	7	2	54	0	1	16
at Mississippi State	3	3	53	0	2	38
vs. Arkansas	7	3	75	3	5	53
at Ole Miss	7	4	85	3	3	45
at Missouri	3	3	61	0	3	48
vs. Auburn	7	2	39	3	2	55
vs. Army	7	3	72	0	2	47
at Alabama	7	4	75	7	4	70
vs. Florida						
vs. Georgia State						
vs. Texas A&M						
TOTALS	48	26	550	19	25	432

LSU DRIVE CHARTS

FSU QTR	TIME	START	PL-YDS	TOP	RESULT
1	15:00	LSU 25	8-61	3:06	Downs
1	7:53	LSU 25	9-75	4:05	TD
1	2:21	LSU 15	7-70	3:10	Downs
2	10:38	LSU 26	3-8	1:03	Punt
2	7:49	LSU 49	5-51	1:47	TD
2	0:57	LSU 14	10-67	0:57	FG
3	9:14	LSU 17	6-36	2:47	Punt
3	2:40	LSU 23	6-25	2:50	Int
4	10:18	LSU 25	3-(-4)	2:17	Punt
4	06:56	LSU 15	7-40	2:09	Downs
4	1:26	LSU 25	1-75	0:11	TD

GSU QTR	TIME	START	PL-YDS	TOP	RESULT
1	14:56	LSU 23	8-77	2:40	TD
1	9:09	LSU 23	3-76	0:45	TD
1	2:11	LSU 31	7-69	2:54	TD
2	11:39	LSU 20	9-80	4:17	TD
2	5:51	LSU 30	9-70	3:51	TD
2	1:16	LSU 15	10-85	1:15	TD
3	12:29	LSU 46	6-54	2:59	TD
3	8:08	GSU 29	7-29	3:21	TD
3	2:24	LSU 42	10-58	3:54	TD
4	12:38	GSU 20	5-20	1:59	TD
4	9:08	LSU 41	8-38	4:49	Downs

MSU QTR	TIME	START	PL-YDS	TOP	RESULT
1	13:48	LSU 17	14-77	7:12	FG
1	5:28	LSU 30	4-70	1:50	TD
1	2:26	LSU 37	8-63	3:15	TD
2	12:54	LSU 20	8-13	5:27	Punt
2	6:09	LSU 34	6-66	2:45	TD
2	0:50	LSU 25	2-16	0:50	End
3	15:00	LSU 25	11-53	4:19	FG
3	5:58	LSU 37	5-63	2:31	TD
3	2:19	LSU 25	12-75	5:08	TD
4	9:41	LSU 15	3-6	0:56	Punt
4	4:26	LSU 25	5-14	4:26	End

ARK QTR	TIME	START	PL-YDS	TOP	RESULT
1	13:40	LSU 14	3-6	0:51	Punt
1	5:56	LSU 25	6-39	2:50	Int
1	2:59	LSU 31	9-29	4:35	Punt
2	6:33	LSU 25	8-68	2:31	FG
2	0:48	LSU 25	3-75	0:18	TD
3	15:00	LSU 25	3-75	1:00	TD
3	5:44	LSU 25	9-75	4:04	TD
4	14:11	LSU 25	10-75	4:28	TD
4	5:56	LSU 25	9-72	5:21	FG

OM QTR	TIME	START	PL-YDS	TOP	RESULT
1	10:25	LSU 25	4-15	1:25	Punt
1	7:43	LSU 41	8-30	2:59	Fumble
1	4:00	LSU 25	6-75	2:35	TD
1	0:07	LSU 22	6-78	2:21	TD
2	8:10	LSU 25	7-75	3:40	TD
2	1:42	LSU 25	5-75	0:44	TD
2	0:35	LSU 37	6-25	0:35	Miss FG
3	14:55	LSU 15	8-85	3:25	TD
3	8:20	LSU 25	9-75	4:39	TD
4	14:13	LSU 25	3-(-5)	1:42	Punt
4	10:27	LSU 45	4-55	1:53	TD
4	5:06	LSU 25	4-30	2:30	Punt
4	0:39	LSU 25	6-49	0:39	End

OPPONENT DRIVE CHARTS

FSU QTR	TIME	START	PL-YDS	TOP	RESULT
1	11:54	FSU 14	9-86	4:01	TD
1	3:48	FSU 25	3-9	1:27	Punt
2	14:11	FSU 15	6-17	3:29	Punt
2	10:42	LSU 22	1-0	0:04	Int
2	9:35	FSU 01	3-6	1:46	Punt
2	6:02	FSU 25	10-75	5:01	TD
3	15:00	FSU 25	9-60	5:41	FG
3	6:27	FSU 13	7-87	3:45	TD
4	14:50	FSU 43	8-57	4:32	TD
4	8:01	FSU 43	3-57	1:01	TD
4	4:47	FSU 46	6-54	3:21	TD
4	1:14	LSU 42	2-(-4)	1:14	End

GSU QTR	TIME	START	PL-YDS	TOP	RESULT
1	12:21	GSU 17	7-83	2:56	TD
1	8:20	GSU 14	12-80	5:59	FG
2	14:17	GSU 25	9-69	2:38	Missed FG
2	7:17	GSU 23	3-4	1:26	Punt
2	2:00	GSU 25	5-13	0:44	Punt
3	15:00	GSU 25	5-16	2:31	Int
3	9:26	GSU 09	3-(-4)	1:18	Punt
3	4:37	GSU 19	3-(-1)	2:13	Punt
4	13:23	GSU 21	3-(-1)	0:45	Fumble
4	10:39	GSU 25	4-(-25)	1:24	Safety
4	4:19	GSU 21	8-51	4:19	End

MSU QTR	TIME	START	PL-YDS	TOP	RESULT
1	15:00	MSU 25	4-12	1:12	Punt
1	6:28	MSU 41	3-(-7)	1:00	Punt
1	3:38	MSU 25	3-0	1:12	Punt
2	14:11	MSU 25	3-7	1:17	Punt
2	7:27	MSU 27	3-(-5)	1:18	Punt
2	3:17	MSU 28	6-72	2:27	TD
3	10:41	MSU 25	9-38	4:43	Downs
3	3:19	MSU 37	3-1	1:00	Punt
4	12:11	MSU 25	6-20	2:30	Punt
4	8:45	MSU 42	10-58	4:19	TD

ARK QTR	TIME	START	PL-YDS	TOP	RESULT
1	15:00	ARK 25	3-8	1:20	Punt
1	12:49	ARK 44	12-51	6:53	FG
1	3:06	ARK 45	1-0	0:07	Int
2	13:24	ARK 20	12-75	6:51	FG
2	4:02	ARK 25	8-75	3:14	TD
2	0:23	ARK 31	3-6	0:23	End
3	14:00	ARK 25	15-53	8:16	FG
3	1:40	ARK 25	6-75	2:29	TD
4	9:43	ARK 25	10-75	4:37	TD
4	0:04	ARK 24	1-0	0:04	Int

OM QTR	TIME	START	PL-YDS	TOP	RESULT
1	15:00	OM 25	14-75	4:35	TD
1	9:00	OM 12	3-5	1:17	Punt
1	4:44	OM 29	3-71	0:44	TD
1	1:25	OM 25	4-75	1:13	TD
2	12:41	OM 22	10-78	4:31	TD
2	4:30	OM 25	7-65	2:48	FG
2	0:58	OM 25	3-(-3)	0:23	Punt
3	11:30	OM 25	9-45	3:10	FG
3	3:41	OM 25	13-75	4:28	TD
4	12:31	OM 34	6-21	2:04	Downs
4	8:24	OM 35	10-65	3:18	TD
4	2:36	OM 12	8-88	1:57	TD

LSU DRIVE CHARTS

MIZ QTR	TIME	START	PL-YDS	TOP	RESULT
1	15:00	LSU 25	3-5	1:25	Punt
1	9:50	LSU 25	11-75	6:17	TD
1	0:53	LSU 20	3-7	1:34	Punt
2	10:47	LSU 25	11-44	5:04	FG
2	5:08	MIZ 45	6-45	3:09	TD
3	11:27	LSU 27	8-61	3:15	FG
3	6:26	MIZ 45	2-45	0:46	TD
3	2:22	LSU 25	9-64	4:06	Miss FG
4	11:23	LSU 08	7-92	3:29	TD
4	5:40	LSU 25	5-75	2:42	TD
4	1:06	MIZ 48	3-(-1)	0:21	Punt
4	0:02	LSU 37	1-(-1)	0:02	End

AUB QTR	TIME	START	PL-YDS	TOP	RESULT
1	15:00	LSU 25	4-75	1:39	TD
1	12:06	LSU 22	11-66	5:27	FG
1	5:20	LSU 35	6-65	3:05	TD
2	14:22	LSU 25	9-57	4:01	FG
2	8:23	LSU 20	5-16	2:01	Punt
2	4:16	LSU 50	4-16	1:26	Int
2	0:09	LSU 06	1-(-1)	0:09	End
3	11:25	AUB 39	6-39	3:25	TD
3	5:57	LSU 33	4-67	2:04	TD
4	14:56	LSU 25	11-75	6:05	TD
4	7:09	AUB 48	7-48	4:41	TD

AWP QTR	TIME	START	PL-YDS	TOP	RESULT
1	15:00	LSU 25	8-75	2:55	TD
1	9:43	LSU 10	3-5	0:42	Punt
1	6:18	LSU 08	2-92	0:52	TD
1	0:35	AWP 33	3-33	1:13	TD
2	11:28	AWP 37	5-37	2:20	TD
2	5:01	AWP 41	7-24	2:42	FG
2	1:24	LSU 28	3-72	0:27	TD
3	10:29	LSU 28	4-72	1:22	TD
3	7:13	AWP 35	11-20	5:25	FG
4	13:00	LSU 40	13-60	8:20	TD
4	2:33	LSU 30	3-70	1:53	TD

ALA QTR	TIME	START	PL-YDS	TOP	RESULT
1	12:28	LSU 15	5-85	2:42	TD
1	7:14	LSU 25	6-33	2:31	Downs
1	0:19	LSU 17	8-54	3:58	Miss FG
2	7:14	LSU 29	8-71	4:05	TD
2	1:01	LSU 25	5-75	0:56	TD
3	15:00	LSU 25	9-75	3:46	TD
3	7:30	LSU 25	6-10	3:36	Punt
3	1:01	LSU 25	2-2	1:24	Int
4	13:01	LSU 25	3-10	1:21	Punt
4	4:30	LSU 25	7-48	2:02	Downs

OPPONENT DRIVE CHARTS

MIZ QTR	TIME	START	PL-YDS	TOP	RESULT
1	13:35	MIZ 13	9-87	3:45	TD
1	3:33	MIZ 25	6-75	2:30	TD
2	14:19	MIZ 43	6-57	3:32	TD
2	5:43	MIZ 25	3-5	0:35	Int
2	1:59	MIZ 25	9-42	1:59	FG
3	15:00	MIZ 25	9-48	3:33	Miss FG
3	8:12	MIZ 25	3-3	1:26	Punt
3	6:00	MIZ 25	6-75	3:38	TD
4	13:16	MIZ 20	3-(-1)	1:53	Punt
4	7:54	MIZ 30	5-70	2:14	TD
4	2:58	MIZ 25	5-23	1:52	Downs
4	0:45	MIZ 05	2-0	0:11	Int
4	0:28	MIZ 32	5-31	0:26	Miss FG

AUB QTR	TIME	START	PL-YDS	TOP	RESULT
1	13:21	AUB 25	3-(-10)	1:15	Punt
1	6:33	AUB 22	3-2	1:13	Punt
1	2:15	AUB 25	8-75	2:53	TD
2	10:21	AUB 25	5-17	1:58	Punt
2	6:22	AUB 20	3-(-7)	2:06	Punt
2	2:50	AUB 19	8-28	2:41	Punt
3	15:00	AUB 25	8-55	3:25	FG
3	8:00	AUB 25	3-5	2:03	Punt
3	3:47	AUB 16	10-84	3:51	TD
4	8:39	AUB 25	4-23	1:30	Downs
4	2:20	AUB 23	7-44	2:20	End

AWP QTR	TIME	START	PL-YDS	TOP	RESULT
1	12:05	AWP 25	3-7	2:22	Punt
1	9:01	AWP 44	5-6	2:43	Punt
1	5:26	AWP 25	8-30	4:51	Int
2	14:22	AWP 25	5-12	2:54	Fumble
2	9:08	AWP 25	7-16	4:07	Downs
2	2:19	AWP 25	3-(-1)	0:55	Punt
2	0:57	AWP 35	3-20	0:57	Int
3	15:00	AWP 25	8-47	4:31	Downs
3	9:07	AWP 25	4-11	1:54	Int
3	1:48	AWP 25	8-35	3:48	Downs
4	4:40	AWP 25	3-5	2:07	Punt
4	0:40	AWP 25	1-5	0:40	End

ALA QTR	TIME	START	PL-YDS	TOP	RESULT
1	15:00	ALA 25	6-10	2:32	Punt
1	9:42	ALA 24	5-76	2:28	TD
1	4:43	ALA 42	9-58	4:18	TD
2	11:21	ALA 29	7-42	4:07	Miss FG
2	3:03	ALA 26	9-74	2:02	TD
2	0:02	ALA 41	1-20	0:02	End
3	11:08	ALA 30	9-70	3:38	TD
3	3:54	ALA 32	6-68	2:53	TD
4	14:37	LSU 25	3-25	1:36	TD
4	11:40	ALA 25	12-50	7:10	Miss FG
4	2:28	ALA 27	4-9	2:28	End

TURNOVERS

Opponent	Forced by LSU					Forced By Opponent				
	Fum	Int	Tot	Pts Off	Margin	Fum	Int	Tot	Pts Off	
vs. Florida State	0	1	1	0	-1	1	1	2	7	
vs. Grambling State	0	1	1	14	1	1	0	1	0	
at Mississippi St.	0	0	0	0	0	0	0	0	0	
vs. Arkansas	0	2	2	0	1	0	1	1	0	
at Ole Miss	0	0	0	0	-1	1	0	1	7	
at Missouri	0	2	2	14	2	0	0	0	0	
vs. Auburn	0	0	0	0	-1	0	1	1	0	
vs. Army	1	2	3	17	3	0	0	0	0	
at Alabama	0	0	0	0	-1	0	1	0	7	
vs. Florida										
vs. Georgia State										
vs. Texas A&M										
TOTALS	1	8	9	45	3	3	4	6	21	

LSU BIG PLAYS

Opponent	Rushing				Passing				Special Teams	
	10-19	20-29	30-39	40+	20-29	30-39	40-49	50+	Block	Ret. TD
vs. Florida State	2	-	1	1	1	1	-	2	-	-
vs. Grambling State	12	1	-	-	4	2	1	-	-	-
at Mississippi St.	3	1	-	-	1	2	1	-	-	-
vs. Arkansas	4	1	-	1	4	1	2	-	-	-
at Ole Miss	7	-	-	1	6	2	1	-	-	-
at Missouri	5	1	3	-	3	2	1	-	-	-
vs. Auburn	4	2	1	-	4	-	1	1	-	-
vs. Army	4	-	-	1	4	1	-	2	-	-
at Alabama	1	3	-	1	4	1	1	-	-	-
vs. Florida	-	-	-	-	-	-	-	-	-	-
vs. Georgia State	-	-	-	-	-	-	-	-	-	-
vs. Texas A&M	-	-	-	-	-	-	-	-	-	-
TOTALS	42	9	5	5	31	12	8	5	0	0

OPPONENT BIG PLAYS

Opponent	Rushing				Passing				Special Teams	
	10-19	20-29	30-39	40+	20-29	30-39	40-49	50+	Block	Ret. TD
vs. Florida State	6	-	-	-	2	-	4	-	-	-
vs. Grambling State	5	2	1	-	1	1	-	-	-	-
at Mississippi St.	1	-	-	1	2	-	-	-	-	-
vs. Arkansas	4	1	-	-	2	1	-	1	-	-
at Ole Miss	9	1	1	1	2	1	-	2	-	-
at Missouri	4	1	-	1	4	2	1	-	-	-
vs. Auburn	6	-	-	-	-	2	-	-	-	-
vs. Army	2	-	-	-	-	-	-	-	-	-
at Alabama	8	3	-	-	2	1	1	-	-	-
vs. Florida	-	-	-	-	-	-	-	-	-	-
vs. Georgia State	-	-	-	-	-	-	-	-	-	-
vs. Texas A&M	-	-	-	-	-	-	-	-	-	-
TOTALS	45	8	2	3	15	8	6	3	0	0

THE LAST TIME...

Games against Ranked Teams

Beat a top 25 team

#21 Missouri, 49-39, in Columbia (10/07/23)

Beat a top 10 team

#6 Alabama, 32-31, in Baton Rouge (11/05/22)

Beat a top 5 team

#3 Clemson, 42-25, in CFP National Championship (01/13/20)

Beat an FBS No. 1 team (AP or Coaches Poll)

#1 Ohio State, 38-24 (01/07/08 - BCS Championship Game)

Beat an FBS No. 1 team (AP or Coaches Poll) at home

#1 Florida, 28-21 (10/11/97)

Beat a ranked opponent at home

#6 Alabama, 32-31, in Baton Rouge (11/05/22)

Beat a ranked opponent on the road

#21 Missouri, 49-39, in Columbia (10/07/23)

Beat a ranked opponent at a neutral site

#3 Clemson, 42-25, in CFP National Championship (01/13/20)

Beat back-to-back ranked opponents

#7 Ole Miss, 45-20, in Baton Rouge (10/22/22) & #6 Alabama, 32-31, in Baton Rouge (11/05/22)

Beat a ranked team in three straight games

12/07/19 - 01/13/20 #4 Georgia (SEC CG), #4 Oklahoma (Chick-fil-A Peach Bowl), #3 Clemson (CFP National Championship)

Beat a ranked team in four straight games

11/23/01 - 01/01/02 vs. #22 Arkansas, #24 Auburn, #2 Tennessee (SEC CG), #7 Illinois (Sugar Bowl)

Lost to a ranked opponent at home

#22 Auburn, 24-19 (10/02/21)

Lost to a ranked opponent on the road

at #8 Alabama, 42-28 (11/04/23)

Lost to a ranked opponent at a neutral site

#8 Florida State, 45-24 (09/03/23)

Lost to an unranked opponent at home

vs. Arkansas, 16-13 (11/13/21)

Lost to an unranked opponent on the road

at Texas A&M, 38-23 (11/26/22)

Special Situations

Won on the last play of the game

#6 Alabama, 32-31, in Baton Rouge (11/06/22); 3 yard pass to Mason Taylor by Jayden Daniels as time expired

Lost on the last play of the game

vs. Arkansas (16-13, 11/13/21); In overtime on a field goal

Came back and won from 10 or more down in 4th quarter

vs. #14 Wisconsin, 28-24 (08/30/14); down 24-13 entering 4th quarter

Lost when leading by 10 or more in 4th quarter

#14 Clemson, 25-24 in Chick-fil-A Bowl (12/31/12); led 24-13 entering fourth quarter

Lost when leading by 20 points or more

Tennessee, 30-27 OT (09/26/05); led 21-0 at halftime

Scored on the first play from scrimmage

Travin Dural (94-yard pass from QB Anthony Jennings) vs. Sam Houston State (09/06/14)

A QB caught a pass on a designed play

Jayden Daniels (5-yards from WR Malik Nabers) vs Purdue (01/02/23)

A RB threw a TD pass on a designated play

Clyde Edwards-Helaire (11 yards to Tory Carter) at Texas A&M in fifth overtime (11/24/18)

Had two RB rush for at least 100 yards each

Derrius Guice (127 yards) and Darrel Williams (106 yards) vs. Texas A&M (11/25/17)

A player gained 100 yards receiving and 100 yards rushing

Darrel Williams (103 yards rushing, 105 yards receiving) vs. Ole Miss (10/21/17)

Had a player be responsible for six touchdowns

Joe Burrow (6) vs. #3 Clemson in CFP National Championship (01/13/20)

Returns/Special Teams/Defense

Returned a KO for a TD

Trey Palmer, 93 yards vs. South Carolina (10/24/20)

Returned a Punt for a TD

Trey Palmer, 54 yards vs. Northwestern State (09/14/19)

Returned an INT for a TD

Major Burns, 17 yards at Missouri (10/07/23)

Returned 2 INTs for TDs

Ronald Martin (45 yards) & Lavar Edwards (23 yards) vs. Idaho (09/15/12)

Returned 3 INTs for TDs

3 vs. Arkansas State (C. Raymond, D. Walkup, C. Buckels) (10/12/91)

Recovered a fumble in endzone for a TD

William Clapp at Ole Miss (11/21/15)

Returned a fumble for a TD

Jay Ward, 23-yard fumble recovery and return vs. Auburn (10/01/22)

Scored two defensive TDs in a game

2 vs. UL-Monroe (R. Brooks, INT; L. Edwards, FUM) (11/13/10)

Faked a field goal for a touchdown

Trent Domingue (kicker), 16-yard run (10/17/15 vs. Florida)

Faked a punt for a first down

Avery Atkins, 26-yd pass to Jack Mashburn in 1st quarter (11/6/21)

Faked a field goal for a first down

Josh Jasper, 5-yard run in 4th quarter (10/09/10 at Florida)

A player kicked the PAT after scoring the TD

Trent Domingue vs. Florida (10/17/15)

Blocked a FG

Jay Ward, 52-yard Anders Carlson attempt in third quarter against Auburn (10/2/21)

Returned a blocked FG for a TD

Patrick Peterson, 53 yards on the block of Ole Miss' 47-yard FG attempt (11/21/09)

Blocked a PAT (kick)

Neil Farrell Jr., kick attempt by Jace Christmann (10/16/21 vs. No. 20 Florida)

Returned a PAT for a Defensive Extra Point

Mark Roman, kick attempt by Seth Hanson (10/17/98 vs. Kentucky)

Blocked a punt

Micah Baskerville at Vanderbilt (09/21/19)

Blocked a punt for a safety

Micha Baskerville, on an Robens Beuplan punt (09/10/22 vs. Southern)

Returned a blocked punt for TD

Micah Baskerville, 23 yards, off Micah Baskerville's block at Vanderbilt (09/21/19)

Recovered an onside kick

vs. Auburn (10/26/19); recovered by Derrick Dillon with 2:32 left in Fourth quarter

Recovered an onside kick to start the game

vs. Auburn (12/01/01)

Recorded a Safety (Team)

vs. Grambling State (09/09/23); snap sailed over punters head and went out the back of the endzone

Recorded a Safety (Individual tackle)

Neil Farrell Jr. vs. Texas A&M (11/30/19)

Recorded six interceptions (Team)

6 at Mississippi State (08/30/07)

Had a player record two interceptions

2 by Andre Sam vs. Army (10/

Had a player record three interceptions

3 by Craig Steltz at Mississippi State (08/30/07)

Had a player record 15 tackles

20 by Damone Clark at Ole Miss (10/23/21)

Had six sacks as a team

8 vs. Louisville (12/31/16-Buffalo Wild Wings Citrus Bowl)

Opponent Returns/Special Teams

Returned a KO for a TD

Jerrion Ealy of Ole Miss, 100 yards in 2nd Quarter (12/19/20 in Baton Rouge)

Returned a Punt for a TD

Antonio Callaway of Florida, 72 yards in 3rd Quarter (10/17/15 in Baton Rouge)

Returned an INT for a TD

Devonni Reed of Central Michigan, 20 yards in 3rd Quarter (09/18/21 in Baton Rouge)

Returned 3 INTs for TDs

Ken Alvis, Fred Smith, and Brian Robinson of Auburn on Jamie Howard (09/17/94 at Auburn)

Recovered a fumble in endzone for a TD

Chris Shelling of Auburn recovered fumble by Jermaine Sharp in 2nd Quarter (09/17/94 at Auburn)

Returned a fumble for a TD

Christian Tutt of Auburn, 20 yards on TJ Finley fumble in 2nd Quarter (10/13/20 at Auburn)

Blocked a FG

Nazir Stackhouse of Georgia on kick by Damian Ramos in 1st Quarter (12/02/22 in Atlanta)

Blocked a punt

Jordan Pouncey of Florida on a punt by Avery Atkins in 1st quarter (10/16/21 in Baton Rouge)

Blocked two punts

Justin Hamilton and Jason Lallis of Virginia Tech on punts by Donnie Jones (09/01/02 at Virginia Tech)

Blocked a punt for a safety

Justin Hamilton of Virginia Tech on punt by Donnie Jones (09/01/02 at Virginia Tech)

Recorded a Safety (Team)

Parris Bennett of Syracuse on rush by Darrel Williams in 3rd Quarter (09/23/17 in Baton Rouge)

Blocked a PAT (kick)

Johnathon Calvin of Mississippi State on PAT attempt by Colby Delahousse in 2nd Quarter (09/17/16 in Baton Rouge)

Returned a PAT for a Defensive Extra Point

Eric Kelly of Kentucky off a bad snap in the 2nd Quarter (10/17/98 in Baton Rouge)

Faked a field goal for a TD

Damon Duval of Auburn 1 yard run in 1st Quarter (09/18/99 in Baton Rouge)

Recovered an onside kick

THE LAST TIME...

Scoring

Scored 30 or more points

All Games: 62 vs Army (10/21/23)
SEC Games: 48 vs Auburn (10/14/23)

Scored 40 or more points

All Games: 62 vs Army (10/21/23)
SEC Games: 48 vs Auburn (10/14/23)

Scored 50 or more points

All Games: 62 vs Army (10/21/23)
SEC Games: 59 vs. Ole Miss (09/30/23)

Scored 60 or more points

All Games: 62 vs Army (10/21/23)
SEC Games: 72 at Texas A&M, 7 OTs (11/24/18)

Scored 70 or more points

All Games: 72 vs Grambling State (09/09/23)
SEC Games: 72 at Texas A&M, 7 OTs (11/24/18)

Total Offense

Had more than 400 total yards

All Games: 570 vs Army (10/21/23)
SEC Games: 478 vs Alabama (11/04/23)

Had more than 450 total yards

All Games: 570 vs Army (10/21/23)
SEC Games: 478 vs Alabama (11/04/23)

Had more than 500 total yards

All Games: 570 vs Army (10/21/23)
SEC Games: 563 vs Auburn (10/14/23)

Had more than 550 total yards

All Games: 570 vs Army (10/21/23)
SEC Games: 563 vs Auburn (10/14/23)

Had more than 600 total yards

All Games: 622 vs. Grambling State (09/09/23)
SEC Games: 637 at Ole Miss (09/30/23)

Had More than 625 total yards

All Games: 633 vs. New Mexico (09/24/22)
SEC Games: 637 at Ole Miss (09/30/23)

Had more than 650 total yards

All Games: 692 vs. Oklahoma (12/28/19)
SEC Games: 637 at Ole Miss (09/30/23)

Had more than 700 total yards

All Games: 714 at Ole Miss (11/16/19)
SEC Games: 714 at Ole Miss (11/16/19)

Rushing Offense

Rushed for 150 or more yards

All Games: 201 vs Army (10/21/23)
SEC Games: 206 vs Alabama (11/04/23))

Rushed for 200 or more yards

All Games: 201 vs Army (10/21/23)
SEC Games: 206 vs Alabama (11/04/23)

Rushed for 250 or more yards

All Games: 302 vs. Grambling State (09/09/23)
SEC Games: 274 at Missouri (10/07/23)

Rushed for 300 or more yards

All Games: 302 vs. Grambling State (09/09/23)
SEC Games: 321 vs. Florida (10/16/21)

Rushed for 350 or more yards

All Games: 393 vs Ole Miss (10/21/17)
SEC Games: 393 vs Ole Miss (10/21/17)

Rushed for 400 or more yards

All Games: 418 vs. Missouri (10/01/16)
SEC Games: 418 vs. Missouri (10/01/16)

Rushed for 425 or more yards

All Games: 433 vs. Houston (09/07/96)
SEC Games: 426 vs. Ole Miss (10/30/76)

Rushed for 500 or more yards

All Games: 503 vs. Oregon (10/22/77)
SEC Games: Never

Passing Offense

Passed for 250 or more yards

All Games: 369 vs Army (10/21/23)
SEC Games: 272 vs Alabama (11/04/23)

Passed for 300 or more yards

All Games: 369 vs Army (10/21/23)
SEC Games: 325 vs Auburn (10/14/23)

Passed for 350 or more yards

All Games: 369 vs Army (10/21/23)
SEC Games: 414 at Ole Miss (09/30/23)

Passed for 400 or more yards

All Games: 414 vs. New Mexico (09/24/22)
SEC Games: 414 at Ole Miss (09/30/23)

Passed for 450 or more yards

All Games: 463 vs. Clemson (01/13/20)
SEC Games: 502 vs. Georgia (12/03/22)

Passed for 500 or more yards

All Games: 532 vs. Oklahoma, (12/28/19)
SEC Games: 502 vs. Georgia (12/03/22)

Scoring Defense

Allowed 0 points

All Games: 0 vs Army (10/21/23)
SEC Games: 0 at Mississippi State (08/30/07)

Allowed 3 or fewer points....

All Games: 0 vs Army (10/21/23)
SEC Games: 3 vs. Mississippi State (10/20/18)

Allowed 7 or fewer points....

All Games: 0 vs Army (10/21/23)
SEC Games: 7 at Vanderbilt (10/03/20)

Allowed 10 or fewer points..

All Games: 0 vs Army (10/21/23)
SEC Games: 7 at Vanderbilt (10/03/20)

Allowed 14 or fewer points

All Games: 0 vs Army (10/21/23)
SEC Games: 14 at Mississippi State (09/16/23)

Total Defense

Allowed fewer than 75 total yards

All Games: 70 vs. Louisiana-Lafayette (10/05/02)
SEC Games: 69 at Kentucky (10/15/66)

Allowed fewer than 100 total yards

All Games: 88 vs. New Mexico (09/24/22)
SEC Games: 90 vs. Auburn (10/13/73)

Allowed fewer than 125 total yards

All Games: 88 vs. New Mexico (09/24/22)
SEC Games: 114 vs. Kentucky (10/19/85)

Allowed fewer than 150 total yards

All Games: 88 vs. New Mexico (09/24/22)
SEC Games: 135 vs. Vanderbilt (09/11/10)

Allowed fewer than 175 total yards

All Games: 88 vs. New Mexico (09/24/22)
SEC Games: 169 vs. Texas A&M, (11/30/19)

Allowed fewer than 200 total yards

All Games: 193 vs Army (10/21/23)
SEC Games: 169 vs. Texas A&M, (11/30/19)

Allowed fewer than 225 total yards

All Games: 193 vs Army (10/21/23)
SEC Games: 201 at Mississippi State (09/16/23)

Allowed fewer than 250 total yards

All Games: 193 vs Army (10/21/23)
SEC Games: 201 at Mississippi State (09/16/23)

Allowed fewer than 275 total yards

All Games: 193 vs Army (10/21/23)
SEC Games: 201 at Mississippi State (09/16/23)

Allowed fewer than 300 total yards

All Games: 193 vs Army (10/21/23)
SEC Games: 293 vs Auburn (10/14/23)

Rushing Defense

Allowed fewer than 0 yards

All Games: -5 vs. BYU (09/02/17)
SEC Games: 0 at South Carolina (10/18/03)

Allowed fewer than 10 yards

All Games: 6 at Alabama (11/6/21)
SEC Games: 6 at Alabama (11/6/21)

Allowed fewer than 20 yards

All Games: 6 at Alabama (11/6/21)
SEC Games: 6 at Alabama (11/6/21)

Allowed fewer than 30 yards

All Games: 6 at Alabama (11/6/21)
SEC Games: 6 at Alabama (11/6/21)

Allowed fewer than 40 yards

All Games: 37 vs. New Mexico (09/24/22)
SEC Games: 6 at Alabama (11/6/21)

Allowed fewer than 50 yards

All Games: 48 vs. UAB (11/19/22)
SEC Games: 6 at Alabama (11/6/21)

Allowed fewer than 60 yards

All Games: 48 vs. UAB (11/19/22)
SEC Games: 54 vs. Texas A&M (11/27/21)

Allowed fewer than 70 yards

All Games: 48 vs. UAB (11/19/22)
SEC Games: 54 vs. Texas A&M (11/27/21)

Allowed fewer than 80 yards

All Games: 48 vs. UAB (11/19/22)
SEC Games: 75 vs. Mississippi State (09/17/22)

Allowed fewer than 90 yards

All Games: 48 vs. UAB (11/19/22)
SEC Games: 75 vs. Mississippi State (09/17/22)

Allowed fewer than 100 yards

All Games: 94 vs. Purdue (01/02/23)
SEC Games: 94 at Mississippi State (09/16/23)

Passing Defense

Allowed 0 passing yards

All Games: 0 vs. Alabama (11/06/71)
SEC Games: 0 vs. Alabama (11/06/71)

Allowed 25 or fewer passing yards

All Games: 24 vs. Georgia Southern (08/31/19)
SEC Games: 23 vs. Arkansas (11/27/93)

Allowed 50 or fewer passing yards

All Games: 42 vs Army (10/21/23)
SEC Games: 47 at Ole Miss (11/19/11)

Allowed 75 or fewer passing yards

All Games: 42 vs Army (10/21/23)
SEC Games: 59 vs. Mississippi State (10/20/18)

Allowed 100 or fewer passing yards

All Games: 42 vs Army (10/21/23)
SEC Games: 97 vs. Texas A&M, (11/30/19)

Allowed 125 or fewer passing yards

All Games: 42 vs Army (10/21/23)
SEC Games: 107 at Mississippi State (09/16/23)

Allowed 150 or fewer passing yards

All Games: 42 vs Army (10/21/23)
SEC Games: 107 at Mississippi State (09/16/23)

Allowed 175 or fewer passing yards

All Games: 42 vs Army (10/21/23)
SEC Games: 154 vs Auburn (10/14/23)

Allowed 200 or fewer passing yards

All Games: 42 vs Army (10/21/23)
SEC Games: 154 vs Auburn (10/14/23)

THE LAST TIME...

Individual Rushing

Had a player rush for 100 or more yards

All Games: 115 by Logan Diggs vs. Grambling State (09/09/23)

SEC Games: 167 by Jayden Daniels vs Alabama (11/04/23)

Had a player rush for 150 or more yards

All Games: 287 by Tyrion Davis-Price vs. Florida (10/16/21)

SEC Games: 167 by Jayden Daniels vs Alabama (11/04/23)

Had a player rush for 200 or more yards

All Games: 287 by Tyrion Davis-Price vs. Florida (10/16/21)

SEC Games: 287 by Tyrion Davis-Price vs. Florida (10/16/21)

Had a player rush for 225 or more yards

All Games: 287 by Tyrion Davis-Price vs. Florida (10/16/21)

SEC Games: 287 by Tyrion Davis-Price vs. Florida (10/16/21)

Had a player rush for 2 or more TDs

All Games: 2 by Kaleb Jackson vs. Grambling State (09/09/23)

SEC Games: 2 by Logan Diggs at Ole Miss (09/30/23)

Had a player rush for 3 or more TDs

All Games: 3 by Noah Cain vs. UAB (11/19/22)

SEC Games: 3 by John Emery Jr. vs. Texas A&M (11/26/22)

Had a player rush for 4 or more TDs

All Games: 4 by Derrius Guice at Texas A&M (11/24/16)

SEC Games: 4 by Derrius Guice at Texas A&M (11/24/16)

Had a player rush for 5 or more TDs

All Games: 5 by Kevin Faulk at Kentucky (11/01/97)

SEC Games: 5 by Kevin Faulk at Kentucky (11/01/97)

Individual Passing

Had a player pass for 200 or more yards

All Games: 279 by Jayden Daniles vs. Army (10/21/23)

SEC Games: 219 by Jayden Daniels vs Alabama (11/04/23))

Had a player pass for 250 or more yards

All Games: 279 by Jayden Daniles vs. Army (10/21/23)

SEC Games: 325 by Jayden Daniels vs Auburn (10/14/23)

Had a player pass for 300 or more yards.

All Games: 347 by Jayden Daniles vs. Florida State (09/03/23)

SEC Games: 325 by Jayden Daniels vs Auburn (10/14/23)

Had a player pass for 350 or more yards

All Games: 372 by Max Johnson vs. Central Michigan (09/18/21)

SEC Games: 414 by Jayden Daniels at Ole Miss (09/30/23)

Had a player pass for 400 or more yards

All Games: 435 by Max Johnson vs. Ole Miss (12/19/20)

SEC Games: 414 by Jayden Daniels at Ole Miss (09/30/23)

Had a player pass for 450 or more yards

All Games: 463 by Joe Burrow vs. Clemson (01/13/20)

SEC Games: 489 by Joe Burrow at Ole Miss (11/16/19)

Had a player pass for 500 or more yards

All Games: 528 by Rohan Davey at Alabama (11/03/01)

SEC Games: 528 by Rohan Davey at Alabama (11/03/01)

Had a player pass for 2 or more TDs

All Games: 3 by Jayden Daniles vs. Army (10/21/23)

SEC Games: 2 by Jayden Daniels vs Alabama (11/04/23)

Had a player pass for 3 or more TDs

All Games: 3 by Jayden Daniels vs. Army (10/21/23)

SEC Games: 3 by Jayden Daniels vs Auburn (10/14/23)

Had a player pass for 4 or more TDs

All Games: 5 by Jayden Daniels vs Grambling State (09/09/23)

SEC Games: 4 by Jayden Daniels at Ole Miss (09/30/23)

Had a player pass for 5 or more TDs

All Games: 5 by Jayden Daniels vs Grambling State (09/09/23)

SEC Games: 5 by Max Johnson at Mississippi State (09/25/21)

Had a player complete 20 or more passes

All Games: 22 Jayden Daniels vs. Florida State (09/03/23)

SEC Games: 20 by Jayden Daniels vs Auburn (10/14/23)

Had a player complete 25 or more passes

All Games: 26 Jayden Daniels vs. FSU (09/04/22)

SEC Games: 27 by Jayden Daniels at Ole Miss (09/30/23)

Had a player complete 30 or more passes

All Games: 31 by Joe Burrow vs. Clemson (01/13/20)

SEC Games: 30 by Jayden Daniels at Mississippi State (09/16/21)

Had a player complete 35 or more passes

All Games: 35 by Rohan Davey at Alabama (11/03/01)

SEC Games: 35 by Rohan Davey at Alabama (11/03/01)

Had a player complete 15 straight passes

All Games: 17 by Rohan Davey vs. Arkansas-6 (11/26/99), vs. Western Carolina-11 (09/02/00) and 17 by Matt Mauck vs. Arizona-11 (09/06/03), vs. Western Illinois-6 (09/13/03) and 17 by Joe Burrow at Ole Miss (11/16/19)

Had a player throw 30 or more passes

All Games: 37 by Jayden Daniels vs. Florida State (09/03/23)

SEC Games: 36 by Jayden Daniels at Ole Miss (09/30/23)

Had a player throw 35 or more passes

All Games: 37 by Jayden Daniels vs. Florida State (09/03/23)

SEC Games: 36 by Jayden Daniels at Ole Miss (09/30/23))

Had a player throw 40 or more passes

All Games: 45 by Jayden Daniels vs. Tennessee (10/08/22)

SEC Games: 45 by Jayden Daniels vs. Tennessee (10/08/22)

Had a player throw 45 or more passes

All Games: 45 by Jayden Daniels vs. Tennessee (10/08/22)

SEC Games: 45 by Jayden Daniels vs. Tennessee (10/08/22)

Had a player throw 50 or more passes

All Games: 51 by Max Johnson vs. Ole Miss (12/19/20)

SEC Games: 51 by Max Johnson vs. Ole Miss (12/19/20)

Individual Receiving

Had a player with 9 or more receptions in a game

All Games: 9 by Malik Nabers vs. Purdue (01/02/23)

SEC Games: 17 by Malik Nabers vs. Alabama (11/04/23)

Had a player with 10 or more receptions in a game

All Games: 14 by Kayshon Boutte vs. Ole Miss (12/19/20)

SEC Games: 17 by Malik Nabers vs. Alabama (11/04/23)

Had a player with 11 or more receptions in a game

All Games: 14 by Kayshon Boutte vs. Ole Miss (12/19/20)

SEC Games: 17 by Malik Nabers vs. Alabama (11/04/23)

Had a player with 12 or more receptions in a game

All Games: 14 by Kayshon Boutte vs. Ole Miss (12/19/20)

SEC Games: 17 by Malik Nabers vs. Alabama (11/04/23)

Had a player with 13 or more receptions in a game

All Games: 14 by Kayshon Boutte vs. Ole Miss (12/19/20)

SEC Games: 17 by Malik Nabers vs. Alabama (11/04/23)

Had a player with 14 or more receptions in a game

All Games: 14 by Kayshon Boutte vs. Ole Miss (12/19/20)

SEC Games: 17 by Malik Nabers vs. Alabama (11/04/23)

Had a player with 15 or more receptions in a game

All Games: 19 by Josh Reed at Alabama (11/03/01)

SEC Games: 17 by Malik Nabers vs. Alabama (11/04/23)

Had a player receive 100 or more yards

All Games: 122 by Brian Thomas, 121 by Malik Nabers vs. Army (10/21/23)

SEC Games: 171 by Malik Nabers vs. Alabama (11/04/23)

Had a player receive 150 or more yards

All Games: 163 by Malik Nabers vs. Purdue (01/02/23)

SEC Games: 171 by Malik Nabers vs. Alabama (11/04/23)

Had a player receive 200 or more yards

All Games: 235 by Terrace Marshall Jr. at Missouri (10/10/20)

SEC Games: 239 by Malik Nabers at Mississippi State (09/16/23)

Had a player receive 250 or more yards

All Games: 293 by Josh Reed at Alabama (11/03/01) - school record

SEC Games: 293 by Josh Reed at Alabama (11/03/01) - school record

Had a player receive for 2 or more TDs

All Games: 2 by Brian Thomas, 2 by Malik Nabers vs. Army (10/21/23)

SEC Games: 3 by Brian Thomas at Ole Miss (09/30/23)

Had a player receive for 3 or more TDs

All Games: 3 by Jaray Jenkins vs. Florida (10/16/21)

SEC Games: 3 by Brian Thomas at Ole Miss (09/30/23)

Had a player receive for 4 or more TDs

All Games: 4 by Justin Jefferson vs Oklahoma (12/28/19)

SEC Games: 4 by Ja'Marr Chase at Vanderbilt (09/21/19)

Had a player receive for 5 or more TDs

All Games: 5 by Carlos Carson vs. Rice (09/24/77)

SEC Games: Never

Game 1

No. 5 LSU
No. 8 Florida State

24
45

September 3, 2023
Camping World Stadium
Orlando, Fla.
(65,429)

LSU

RUSHING								
	Att.	Gain	Lost	Net	TD	Long	Avg.	
Jayden Daniels	15	90	26	64	0	40	4.3	
Josh Williams	4	44	0	44	0	35	11.0	
Noah Cain	4	4	0	4	1	2	1.0	
Tre Bradford	4	6	5	1	1	4	0.2	
Nick Demas	1	2	0	2	0	2	2.0	
PASSING								
	Att.	Complnt	Yds	TD	Long	Sacks		
Jayden Daniels	37	22	1	347	1	75	4	
RECEIVING								
	No.	Yds.	TD	Long				
Brian Thomas Jr.	7	142	1	75				
Malik Nabers	6	67	0	21				
Mason Taylor	4	39	0	15				
Kyren Lacy	3	37	0	33				
Tre Bradford	1	55	0	55				
Aaron Anderson	1	7	0	7				
Josh Williams	0	0	0	0				
PUNTING								
	No.	Yds.	Avg.	Long	I20	TB		
Jay Bramblett	3	135	45.0	65	2	0		
FIELD GOALS								
	Att.	Made	Long					
Damian Ramos	1	1	36					
KICKOFFS								
	No.	Yards	Avg.	TB	OB			
Nathan Dilbert	3	194	64.7	2	0			
ALL RETURNS								
	Punts			Kickoffs			Interceptions	
	No.	Yds.	Lg.	No.	Yds.	Lg.	No.	Yds. Lg.
Aaron Anderson	0	0	0	3	39	17	0	0 0
Gregory Clayton Jr.	0	0	0	1	12	12	0	0 0
Duce Chestnut	0	0	0	0	0	0	1	2 2

FSU

RUSHING									
	Att.	Gain	Lost	Net	TD	Long	Avg.		
Trey Benson	12	55	8	47	0	14	3.9		
Jordan Travis	7	38	0	38	1	13	5.4		
Rodney Hill	5	33	4	29	0	17	5.8		
Lawrance Toafili	6	20	0	20	0	8	3.3		
Jaheim Bell	1	4	0	4	1	4	4.0		
Deuce Spann	1	1	0	1	0	1	1.0		
TEAM	2	0	4	-4	0	0	-2.0		
PASSING									
	Att.	Compt.	Yds.	TD	Long	Sacks			
Jordan Travis	31	23	1	342	4	44	0		
Deuce Spann	1	1	0	17	0	17	0		
RECEIVING									
	No.	Yds.	TD	Long					
Keon Coleman	9	122	3	41					
Johnny Wilson	7	104	0	22					
Jaheim Bell	2	49	1	44					
Lawrance Toafili	2	49	0	41					
Kyle Morlock	2	10	0	7					
Winston Wright Jr.	1	18	0	18					
Trey Benson	1	7	0	7					
Destyn Hill	0	0	0	0					
PUNTING									
	No.	Yds.	Avg.	Long	I20	TB			
Alex Mastromanno	3	138	46.0	51	1	0			
FIELD GOALS									
	Att.	Made Long							
Ryan Fitzgerald	1	1	33						
KICKOFFS									
	No.	Yds.	Avg.	TB	OB				
Ryan Fitzgerald	8	502	62.8	4	0				
ALL RETURNS									
	No.	Yds.	Lg.	No.	Yds.	Lg.	No.	Yds.	Lg.
Aaron Anderson	1	-3	0	0	0	0	0	0	0
Azareye'h Thomas	0	0	0	1	0	0	0	0	0
Renardo Green	0	0	0	0	0	0	1	0	0

Football Drops Season Opener to Florida State, 45-24

Fifth-ranked LSU held a 17-14 halftime lead over No. 8 Florida State, but the Seminoles scored 31 unanswered points in the second half to post a 45-24 win over the Tigers. FSU quarterback Jordan Travis threw for 342 yards and four touchdowns to lead the Seminoles to the season-opening victory. Wide receiver Keon Coleman caught nine of Travis' passes for 122 yards and three touchdowns, while wide receiver Jonny Wilson added seven catches for 104 yards. LSU quarterback Jayden Daniels completed 22-of-37 passes for 347 yards and one touchdown, marking his second-highest yardage total in two seasons with the Tigers. Wide receiver Brian Thomas caught seven passes for 142 yards, including a 75-yard TD from Daniels. The Tigers drove to the FSU one-yard line on the opening possession of the game; however, LSU could not convert the 61-yard march into points. Florida State grabbed a 7-0 lead when Travis completed a 40-yard touchdown pass to Coleman midway through the first quarter, but the Tigers quickly answered when running back Tre Bradford capped a 75-yard drive with a one-yard TD plunge. LSU surged ahead with 6:02 remaining in the first half when running back Noah Cain's one-yard dive culminated a 51-yard possession, and the Seminoles tied the contest at 14-14 at the 1:01 mark when Travis connected with Coleman on a 21-yard scoring pass. Daniels led an efficient 67-yard drive over the last minute of the half, and Damian Ramos nailed a 36-yard field goal to give the Tigers a 17-14 advantage at intermission. Florida State placekicker Ryan Fitzgerald tied the game at 17-17 with a 33-yard field goal at the 9:19 mark of the third quarter, and the Seminoles followed with four consecutive touchdown drives to seize control of the game.

Scoring		1	2	3	4	F
LSU		7	10	0	7	24
Florida State		7	7	10	21	45
FSU	1Q	7:53	Coleman 40 yd pass from Travis (Fitzgerald kick)			
LSU	1Q	3:48	Bradford 1 yd rush (Ramos kick)			
LSU	2Q	6:02	Cain 1 yd rush (Ramos kick)			
FSU	2Q	1:01	Coleman 21 yd pass from Travis (Fitzgerald kick)			
LSU	2Q	0:00	Ramos 36 yd FG			
FSU	3Q	9:19	Fitzgerald 33 yd FG			
FSU	3Q	2:42	Travis 1 yd rush (Fitzgerald kick)			
FSU	4Q	10:18	Coleman 7 yd pass from Travis (Fitzgerald kick)			
FSU	4Q	7:00	Bell 44 yd pass from Travis (Fitzgerald kick)			
FSU	4Q	1:26	Bell 4 yd rush (Fitzgerald kick)			
LSU	4Q	1:15	Thomas 75 yd pass from Daniels (Ramos kick)			

Team Stats	LSU	Florida State
FIRST DOWNS	23	22
Rushing	6	7
Passing	13	13
Penalty	4	2
NET YARDS RUSHING	113	135
Rushing Attempts	27	34
Average Per Rush	4.2	4.0
Rushing Touchdowns	2	2
Yards Gained Rushing	144	151
Yards Lost Rushing	31	16
NET YARDS PASSING	347	359
Completions-Attempts-Int	22-37-1	24-32-1
Avg. Per Attempt	9.4	11.2
Avg. Per Completion	15.8	15.0
Passing Touchdowns	1	4
TOTAL OFFENSE YARDS	460	494
Total offense plays	64	66
Avg. Gain Per Play	7.2	7.5
Fumbles: Number-Lost	1-1	0-0
Penalties: Number-Yards	2-30	7-64
PUNTS-YARDS	3-135	3-138
Avg. Yard Per Punt	45.0	46.0
Net Yards Per Punt	45	47
Inside 20	2	1
50+ Yards	1	1
Touchbacks	0	0
Fair Catch	1	2
KICKOFF-YARDS	3-194	8-502
Avg. Yard Per Kickoff	64.7	62.8
Net Yards Per Kickoff	40	43.9
Touchbacks	2	4
Fair Catch Yards	24	0
Punt Returns: Number-Yds-TD	0-0-0	1-3-0
Avg. Punt Return	0.0	-3.0
Kick Returns: Number-Yds-TD	4-51-0	1-0-0
Avg. Per Return	12.8	0.0
Interception: Number-Yds-TD	1-2-0	1-0-0
Fumble Returns: Number-Yds-TD	0-0-0	1-0-0
Miscellaneous Yards	0	0
Possession Time	24:37	35:23
1st Quarter	09:32	05:28
2nd Quarter	04:40	10:20
3rd Quarter	05:34	09:26
4th Quarter	04:51	10:09
Third Down Conversions	3-10	9-14
Fourth Down Conversions	0-3	1-1
Red-Zone: Scores-Chances	3-5	4-4
Touchdowns	2-5	3-4
Field Goals	1-5	1-4
Sacks By: Number-Yds	0-0	4-26
PAT Kicks	3-3	6-6
Field Goals	1-1	1-1
Points off Turnover	0	7

Game 2

Grambling State

No. 14 LSU

1072

September 9, 2023
Tiger Stadium
Baton Rouge, La.
(97,735)

LSU							
RUSHING							
Logan Diggs	Att.	Gain	Lost	Net	TD	Long	Avg.
Kaleb Jackson	15	115	0	115	1	21	7.7
Josh Williams	11	62	0	62	2	21	5.6
Noah Cain	6	43	0	43	0	12	7.2
Jayden Daniels	7	33	0	33	1	15	4.7
Rickie Collins	5	32	3	29	0	12	5.8
Garrett Nussmeier	3	19	0	19	0	13	6.3
	1	1	0	1	1	1	1.0
PASSING							
Jayden Daniels	Att.	Comp	Int	Yds	TD	Long	Sacks
Garrett Nussmeier	24	18	0	269	5	47	1
TEAM	6	4	0	48	0	29	0
Rickie Collins	2	0	0	0	0	0	0
	2	2	0	3	0	2	0
RECEIVING							
Brian Thomas	No.	Yds.	TD	Long			
Malik Nabers	6	78	2	26			
Aaron Anderson	5	87	1	30			
Kyren Lacy	4	13	0	14			
Chris Hilton	3	62	1	38			
Logan Diggs	2	53	1	47			
Mac Markway	1	18	0	18			
Ka'Morreun Pimpton	1	8	0	8			
Mason Taylor	1	1	0	1			
Shelton Sampson	1	0	0	0			
	0	0	0	0			
PUNTING							
	No.	Yds.	Avg.	Long	I20	TB	
FIELD GOALS							
	Att.	Made	Long				
KICKOFFS							
Nathan Dilbert	No.	Yards	Avg.	TB	OB		
	11	658	59.8	3	0		
ALL RETURNS							
Gregory Clayton	Punts	Yds.	Kickoffs		Yds.	Lg.	No.
Kaleb Jackson	1	22	22	1	14	14	0
Greg Penn	0	0	0	3	72	27	0
	0	0	0	0	0	0	1
Grambling State							
RUSHING							
Chance Williams	Att.	Gain	Lost	Net	TD	Long	Avg.
Jacob Jones	7	106	0	106	0	36	15.1
Floyd Chalk	4	47	0	47	0	19	11.8
Dajon Richard	7	26	1	25	0	13	3.6
Keilon Elder	5	7	0	7	0	3	1.4
Julian Calvez	3	2	1	1	0	1	0.3
TEAM	2	0	5	-5	0	0	-2.5
	1	0	18	-18	0	0	-18.0
PASSING							
Myles Crawley	Att.	Comp	Int.	Yds.	TD	Long	Sacks
Julian Calvez	25	14	1	148	1	34	0
Jacob Jones	5	1	0	9	0	9	1
	1	0	0	0	0	0	0
RECEIVING							
Antonio Jones	No.	Yds.	TD	Long			
Javon Robinson	7	81	0	34			
Nae'Saan Dickerson	1	25	0	25			
JR Waters	1	15	0	15			
Lyndon Rash	1	13	1	13			
Tylon Williams	1	12	0	12			
Chance Williams	1	11	0	11			
Joshua Quiett	1	2	0	2			
Floyd Chalk	1	0	0	0			
C.J. Guidry	1	-2	0	0			
Jaydon Brunson	0	0	0	0			
Keilon Elder	0	0	0	0			
Nigel Lanier	0	0	0	0			
PUNTING							
Jimmy Iles	No.	Yds.	Avg.	Long	I20	TB	
	4	176	44.0	47	1	0	
FIELD GOALS							
Tanner Rinker	Att.	Made	Long				
	2	1	23				
KICKOFFS							
Tanner Rinker	No.	Yds.	Avg.	TB	OB		
	4	242	60.5	0	0		
ALL RETURNS							
Joshua Johnson	Punts	Yds.	Kickoffs		Yds.	Lg.	No.
Marquis Britten	No.	Yds.	Lg.	No.	Yds.	Lg.	No.
	0	0	0	2	35	18	0
	0	0	0	2	27	18	0

Football Dominates Grambling in Home Opener, 72-10

LSU quarterback Jayden Daniels fired five touchdown passes to lead the 14th-ranked Tigers to a 72-10 win over Grambling State in Tiger Stadium. LSU improved to 1-1 on the season, while Grambling dropped to 0-2 in the historic first meeting between the schools on the gridiron. LSU's 72 points marked its highest scoring total in a four-quarter game since September 24, 1977, when the Tigers blanked Rice, 77-0, in Death Valley. Daniels completed 18 of 24 passes for 269 yards and a career-high five touchdowns, all in the first half, as LSU bolted to a 42-10 halftime advantage. He became the fourth Tiger to throw for at least five TDs in a single game, joining Zach Mettenberger (one time in 2013), Joe Burrow (six times in 2019) and Max Johnson (one time in 2021) as LSU quarterbacks to accomplish the feat. Daniels' outing increased his total number of passing touchdowns at LSU to 23 and to 55 for his entire collegiate career. Brian Thomas Jr. led all of LSU's receivers with six receptions for 78 yards and two touchdowns. Running back Logan Diggs, a transfer from Notre Dame, saw action for the first time in an LSU uniform and led the Tigers with 115 yards rushing and a touchdown on 15 carries. The LSU defense blanked Grambling in the second half and limited the GSU offense to just 61 yards after halftime. Cornerback Zy Alexander and linebacker West Weeks each recorded six tackles to lead the Tigers. Linebacker Greg Penn III intercepted a pass with 12:29 left in the third quarter, marking the junior's first career interception. LSU did not record a punt in the game, marking the eighth time since 1960 the Tigers were not forced to punt for an entire contest.

Scoring				1	2	3	4	F
LSU				10	0	0	0	10
Grambling State				14	28	14	16	72
LSU	1Q	12:16	Thomas 26 yd pass from Daniels (Ramos kick)					
GSU	1Q	9:15	Waters 13 yd pass from Crawley (Rinker kick)					
LSU	1Q	8:24	Hilton 47 yd pass from Daniels (Ramos kick)					
GSU	1Q	2:21	Rinker 23 yd FG					
LSU	2Q	14:17	Nabers 7 yd pass from Daniels (Ramos kick)					
LSU	2Q	7:22	Diggs 3 yd rush (Ramos kick)					
LSU	2Q	2:00	Thomas 10 yd pass from Daniels (Ramos kick)					
LSU	2Q	0:01	Lacy 3 yd pass from Daniels (Ramos kick)					
LSU	3Q	9:30	Nussmeier 1 yd rush (Ramos kick)					
LSU	3Q	4:47	Jackson 5 yd rush (Ramos kick)					
LSU	4Q	13:30	Jackson 3 yd rush (Ramos kick)					
LSU	4Q	10:39	Cain 1 yd rush (Dilbert kick)					
LSU	4Q	9:15	Safety					
Team Stats				GSU		LSU		
FIRST DOWNS				16		34		
Rushing				8		18		
Passing				7		14		
Penalty				1		2		
NET YARDS RUSHING				163		302		
Rushing Attempts				29		48		
Average Per Rush				5.6		6.3		
Rushing Touchdowns				0		5		
Yards Gained Rushing				188		305		
Yards Lost Rushing				25		3		
NET YARDS PASSING				157		320		
Completions-Attempts-Int				15-31-1		24-34-0		
Avg. Per Attempt				5.1		9.4		
Avg. Per Completion				10.5		13.3		
Passing Touchdowns				1		5		
TOTAL OFFENSE YARDS				320		622		
Total offense plays				60		82		
Avg. Gain Per Play				5.3		7.6		
Fumbles: Number-Lost				3-1		1-0		
Penalties: Number-Yards				13-104		2-20		
PUNTS-YARDS				4-176		0-0		
Avg. Yard Per Punt				44.0		0.0		
Net Yards Per Punt				38.5		0		
Inside 20				1		0		
50+ Yards				0		0		
Touchbacks				0		0		
Fair Catch				2		0		
KICKOFF-YARDS				4-242		11-658		
Avg. Yard Per Kickoff				60.5		59.8		
Net Yards Per Kickoff				39		42.3		
Touchbacks				0		3		
Fair Catch Yards				0		25		
Punt Returns: Number-Yds-TD				0-0-0		1-22-0		
Avg. Punt Return				0.0		22.0		
Kick Returns: Number-Yds-TD				7-93-0		4-86-0		
Avg. Per Return				13.3		21.5		
Interception: Number-Yds-TD				0-0-0		1-0-0		
Fumble Returns: Number-Yds-TD				0-0-0		0-0-0		
Miscellaneous Yards				0		0		
Possession Time				26:45		33:11		
1st Quarter				09:04		05:56		
2nd Quarter				04:54		10:06		
3rd Quarter				06:12		08:44		
4th Quarter				06:35		08:25		
Third Down Conversions				3-12		11-14		
Fourth Down Conversions				0-1		2-3		
Red-Zone: Scores-Chances				2-3		8-8		
Touchdowns				1-3		8-8		
Field Goals				1-3		0-8		
Sacks By: Number-Yds				1-3		1-1		
PAT Kicks				1-1		10-10		
Field Goals				1-2		0-0		
Points off Turnover				0		14		

Game 3

No. 14 LSU
Mississippi State
41
14
September 16, 2023
Davis Wade Stadium
Starkville, Miss.
(60,084)

LSU

RUSHING									
	Att.	Gain	Lost	Net	TD	Long	Avg.		
Jayden Daniels	15	81	17	64	2	23	4.3		
Logan Diggs	9	41	0	41	0	8	4.6		
Kaleb Jackson	5	19	0	19	0	13	3.8		
Josh Williams	4	17	0	17	1	13	4.2		
Noah Cain	3	15	0	15	0	9	5.0		
John Emery	3	7	0	7	0	3	2.3		
PASSING									
	Att.	Comp	Int	Yds	TD	Long	Sacks		
Jayden Daniels	34	30	0	361	2	48	2		
Garrett Nussmeier	3	1	0	6	0	6	0		
RECEIVING									
	No.	Yds.	TD	Long					
Malik Nabers	13	239	2	48					
Brian Thomas	7	60	0	19					
Logan Diggs	3	30	0	16					
Kaleb Jackson	2	15	0	9					
Chris Hilton	2	9	0	5					
Josh Williams	1	13	0	13					
Mac Markway	1	5	0	5					
Aaron Anderson	1	-1	0	0					
John Emery	1	-3	0	0					
Ka'Morreun Pimpton	0	0	0	0					
PUNTING									
	No.	Yds.	Avg.	Long	I20	TB			
Jay Bramblett	2	77	38.5	40	0	0			
FIELD GOALS									
	Att.	Made	Long						
Damian Ramos	2	2	41						
KICKOFFS									
	No.	Yards	Avg.	TB	OB				
Nathan Dilbert	8	491	61.4	4	0				
ALL RETURNS									
	Punts			Kickoffs			Interceptions		
	No.	Yds.	Lg.	No.	Yds.	Lg.	No.	Yds.	Lg.
Gregory Clayton	1	13	13	0	0	0	0	0	0

MISSISSIPPI STATE

RUSHING									
	Att.	Gain	Lost	Net	TD	Long	Avg.		
Jo'quavious Marks	8	75	0	75	0	52	9.4		
Lideatrick Griffin	3	24	0	24	1	14	8.0		
Jeffery Pittman	2	10	0	10	0	6	5.0		
Mike Wright	1	5	0	5	0	5	5.0		
Seth Davis	1	3	0	3	0	3	3.0		
Zavion Thomas	1	2	0	2	0	2	2.0		
Will Rogers	5	0	25	-25	0	0	-5.0		
PASSING									
	Att.	Compt.	Int.	Yds.	TD	Long	Sacks		
Will Rogers	28	11	0	103	0	22	4		
Mike Wright	1	1	0	4	1	4	0		
RECEIVING									
	No.	Yds.	TD	Long					
Lideatrick Griffin	4	16	0	8					
Zavion Thomas	3	52	0	22					
Justin Robinson	2	23	0	12					
Seth Davis	1	13	0	13					
Antonio Harmon	1	4	1	4					
Jo'quavious Marks	1	-1	0	0					
Jordan Mosley	0	0	0	0					
Freddie Roberson	0	0	0	0					
Creed Whittemore	0	0	0	0					
PUNTING									
	No.	Yds.	Avg.	Long	I20	TB			
Keelan Crimmins	6	264	44.0	50	2	0			
Andrew Osteen	1	38	38.0	38	0	0			
FIELD GOALS									
	Att.	Made	Long						
KICKOFFS									
	No.	Yds.	Avg.	TB	OB				
Nick Barr-Mira	3	195	65.0	3	0				
ALL RETURNS									
	Punts			Kickoffs			Interceptions		
	No.	Yds.	Lg.	No.	Yds.	Lg.	No.	Yds.	Lg.
Lideatrick Griffin	0	0	0	3	102	39	0	0	0

Daniels, Nabers Unstoppable; Football Rolls Past Mississippi State, 41-14

LSU quarterback Jayden Daniels completed 30-of-34 passes for 361 yards and two touchdowns to lead the 14th-ranked Tigers to a 41-14 win over Mississippi State in the Southeastern Conference opener for both teams. LSU improved to 2-1 on the season, 1-0 in the SEC, while Mississippi State dropped to 2-1 overall and 0-1 in league play. LSU, which compiled 530 yards in total offense, improved to 21-3 in its series with Mississippi State since the 2000 season. Daniels, who also rushed 15 times for 64 yards and two touchdowns, completed his first 13 passes of the game and recorded his ninth career 300-yard passing outing. Wide receiver Malik Nabers turned in spectacular performance with 13 receptions for 239 yards and two first-half touchdown connections with Daniels covering 26 and 33 yards, as the Tigers bolted to a 24-0 second-quarter lead. Nabers tied the LSU record for most receptions in a half, as he logged 10 catches for 188 yards in the first half, matching the first-half total of Josh Reed at Alabama in 2001. Nabers' total of 239 receiving yards was the fourth-highest single-game mark in LSU history, and his total of 13 receptions was No. 5 in the Tigers' single-game annals. LSU's defense was also superb in Starkville, limiting Mississippi State to just 201 yards in total offense. The Bulldogs had only two first downs and 79 total yards in the first half. True freshman linebacker Whit Weeks, making his first career start, led the Tigers with eight total tackles, and he added a quarterback hurry. LSU posted four sacks, one each by linebacker Harold Perkins Jr., defensive tackle Mekhi Wingo, defensive end Sa'vion Jones and safety Major Burns.

Scoring	1	2	3	4	F
LSU	10	14	10	7	41
Mississippi State	0	7	0	7	14

LSU	1Q	6:36	Ramos 22 yd FG
LSU	1Q	3:38	Nabers 26 yd pass from Daniels (Ramos kick)
LSU	2Q	14:11	Nabers 33 yd pass from Daniels (Ramos kick)
LSU	2Q	3:24	Williams 1 yd rush (Ramos kick)
MSU	2Q	0:50	Griffin 9 yd rush (Ferrie kick)
LSU	3Q	10:41	Ramos 41 yd FG
LSU	3Q	3:27	Daniels 5 yd rush (Ramos kick)
LSU	4Q	12:11	Daniels 1 yd rush (Ramos kick)
MSU	4Q	4:26	Harmon 4 yd pass from Wright (Ferrie kick)

Team Stats	LSU	MSU
FIRST DOWNS	27	10
Rushing	9	4
Passing	15	6
Penalty	3	0
NET YARDS RUSHING	163	94
Rushing Attempts	39	21
Average Per Rush	4.2	4.5
Rushing Touchdowns	3	1
Yards Gained Rushing	180	119
Yards Lost Rushing	17	25
NET YARDS PASSING	367	107
Completions-Attempts-Int	31-37-0	12-29-0
Avg. Per Attempt	9.9	3.7
Avg. Per Completion	11.8	8.9
Passing Touchdowns	2	1
TOTAL OFFENSE YARDS	530	201
Total offense plays	76	50
Avg. Gain Per Play	7.0	4.0
Fumbles: Number-Lost	0-0	0-0
Penalties: Number-Yards	6-50	4-41
PUNTS-YARDS	2-77	7-302
Avg. Yard Per Punt	38.5	43.1
Net Yards Per Punt	38.5	41.3
Inside 20	0	2
50+ Yards	0	1
Touchbacks	0	0
Fair Catch	1	5
KICKOFF-YARDS	8-491	3-195
Avg. Yard Per Kickoff	61.4	65.0
Net Yards Per Kickoff	36.1	40
Touchbacks	4	3
Fair Catch Yards	0	0
Punt Returns: Number-Yds-TD	1-13-0	0-0-0
Avg. Punt Return	13.0	0.0
Kick Returns: Number-Yds-TD	0-0-0	3-102-0
Avg. Per Return	0.0	34.0
Interception: Number-Yds-TD	0-0-0	0-0-0
Fumble Returns: Number-Yds-TD	0-0-0	0-0-0
Miscellaneous Yards	0	0
Possession Time	38:39	21:21
1st Quarter	11:28	03:32
2nd Quarter	09:51	05:09
3rd Quarter	09:09	05:51
4th Quarter	08:11	06:49
Third Down Conversions	9-16	3-13
Fourth Down Conversions	2-2	2-3
Red-Zone: Scores-Chances	4-4	2-2
Touchdowns	3-4	2-2
Field Goals	1-4	0-2
Sacks By: Number-Yds	4-20	2-13
PAT Kicks	5-5	2-2
Field Goals	2-2	0-0
Points off Turnover	0	0

Game 4

Arkansas
No. 12 LSU

31
34

September 23, 2023
Tiger Stadium
Baton Rouge, La.
(99,648)

LSU

RUSHING	Att.	Gain	Lost	Net	TD	Long	Avg.
Logan Diggs	14	97	0	97	0	21	6.9
Josh Williams	1	41	0	41	0	41	41.0
Jayden Daniels	10	45	9	36	0	12	3.6
Kaleb Jackson	2	12	0	12	0	8	6.0
John Emery	2	3	0	3	0	3	1.5

PASSING	Att.	Complnt	Yds	TD	Long	Sacks	
Jayden Daniels	29	20	1	320	4	49	2

RECEIVING	No.	Yds.	TD	Long
Malik Nabers	8	130	2	36
Brian Thomas	5	133	2	49
Mason Taylor	3	33	0	20
Aaron Anderson	2	14	0	9
Josh Williams	1	7	0	7
Logan Diggs	1	3	0	3

PUNTING	No.	Yds.	Avg.	Long	I20	TB
Jay Bramblett	2	76	38.0	40	0	1

FIELD GOALS	Att.	Made	Long
Damian Ramos	2	2	24

KICKOFFS	No.	Yards	Avg.	TB	OB
Nathan Dilbert	7	403	57.6	4	0

ALL RETURNS	Punts			Kickoffs			Interceptions		
	No.	Yds.	Lg.	No.	Yds.	Lg.	No.	Yds.	Lg.
Andre Sam	0	0	0	0	0	0	1	0	0
Zy Alexander	0	0	0	0	0	0	1	0	0

ARKANSAS

RUSHING	Att.	Gain	Lost	Net	TD	Long	Avg.
Rashod Dubinion	15	84	6	78	0	15	5.2
KJ Jefferson	16	75	27	48	0	25	3.0
Max Fletcher	1	8	0	8	0	8	8.0
Dominique Johnson	2	3	0	3	0	2	1.5
AJ Green	3	0	0	0	0	0	0.0

PASSING	Att.	Complnt.	Yds.	TD	Long	Sacks	
KJ Jefferson	31	21	2	289	3	59	4

RECEIVING	No.	Yds.	TD	Long
Luke Hasz	6	116	2	59
Andrew Armstrong	6	76	0	22
Rashod Dubinion	3	35	0	26
Tyrone Bolden	3	31	1	19
Isaac TeSlaa	3	31	0	17
Jaedon Wilson	0	0	0	0

PUNTING	No.	Yds.	Avg.	Long	I20	TB
Max Fletcher	1	53	53.0	53	1	0

FIELD GOALS	Att.	Made	Long
Cam Little	3	3	40

KICKOFFS	No.	Yds.	Avg.	TB	OB
Cam Little	7	455	65.0	7	0

ALL RETURNS	Punts			Kickoffs			Interceptions		
	No.	Yds.	Lg.	No.	Yds.	Lg.	No.	Yds.	Lg.
Isaiah Sategna	0	0	0	1	19	19	0	0	0
Landon Jackson	0	0	0	1	0	0	0	0	0
Dwight McGlothern	0	0	0	0	0	0	1	15	15

Late Field Goal Powers No. 12 LSU Past Arkansas, 34-31

LSU placekicker Damian Ramos booted a 20-yard field goal with five second remaining in the game to lift the 12th-ranked Tigers to a 34-31 win over Arkansas in the Southeastern Conference opener for both teams. LSU improved to 3-1 on the season, 2-0 in the SEC, while Arkansas dropped to 2-2 overall and 0-1 in league play. The game-winning drive was engineered by quarterback Jayden Daniels, who led the Tigers on a nine-play, 72-yard march to the Razorbacks' three-yard line that ran 5:01 off the clock and set up Ramos' deciding kick. Daniels directed an LSU offense that rolled up 509 total yards, as he completed 20-of-29 passes for 320 yards and four touchdowns. Wide receivers Brian Thomas Jr. and Malik Nabers combined to catch 13 of Daniels' tosses for 263 yards and four touchdowns. Thomas Jr. recorded five receptions for 133 yards and two touchdowns, with each score covering 49 yards. Nabers caught eight passes for 130 yards and two touchdowns that covered eight and 20 yards. The Tigers also netted 189 yards on the ground, with running back Logan Diggs gaining 97 yards on 14 carries. LSU trailed 13-3 with 48 seconds left in the first half when Daniels whisked the Tigers 75 yards in three plays, with the march culminating in a 49-yard TD strike to Thomas Jr. The Tigers grabbed their first lead of the contest in the opening minute of the second half, as Daniels again directed a three-play, 75-yard drive that also ended in a 49-yard scoring connection with Thomas Jr. Daniels' 20-yard TD pass to Nabers in the fourth quarter broke a 24-24 deadlock, and after Arkansas responded to tie the game with 5:06 remaining, the Tigers embarked on their final march to victory.

Scoring			1	2	3	4	F
Arkansas			3	10	3	15	31
LSU			0	10	14	10	34
ARK	1Q	5:56	Little 23 yd FG				
ARK	2Q	6:33	Little 23 yd FG				
LSU	2Q	4:02	Ramos 24 yd FG				
ARK	2Q	0:48	Broden 19 yd pass from Jefferson (Little kick)				
LSU	2Q	0:30	Thomas 49 yd pass from Daniels (Ramos kick)				
LSU	3Q	14:00	Thomas 49 yd pass from Daniels (Ramos kick)				
ARK	3Q	5:44	Little 40 yd FG				
LSU	3Q	1:40	Nabers 8 yd pass from Daniels (Ramos kick)				
ARK	4Q	14:11	Hasz 59 yd pass from Jefferson (Hasz pass from Jefferson)				
LSU	4Q	9:43	Nabers 20 yd pass from Daniels (Ramos kick)				
ARK	4Q	5:06	Hasz 11 yd pass from Jefferson (Little kick)				
LSU	4Q	0:05	Ramos 20 yd FG				

Team Stats	ARK	LSU
FIRST DOWNS	25	26
Rushing	9	9
Passing	13	14
Penalty	3	3
NET YARDS RUSHING	137	189
Rushing Attempts	37	29
Average Per Rush	3.7	6.5
Rushing Touchdowns	0	0
Yards Gained Rushing	170	198
Yards Lost Rushing	33	9
NET YARDS PASSING	289	320
Completions-Attempts-Int	21-31-2	20-29-1
Avg. Per Attempt	9.3	11.0
Avg. Per Completion	13.8	16.0
Passing Touchdowns	3	4
TOTAL OFFENSE YARDS	426	509
Total offense plays	68	58
Avg. Gain Per Play	6.3	8.8
Fumbles: Number-Lost	2-0	0-0
Penalties: Number-Yards	11-69	5-51
PUNTS-YARDS	1-53	2-76
Avg. Yard Per Punt	53.0	38.0
Net Yards Per Punt	53	28
Inside 20	1	0
50+ Yards	1	0
Touchbacks	0	1
Fair Catch	1	0
KICKOFF-YARDS	7-455	7-403
Avg. Yard Per Kickoff	65.0	57.6
Net Yards Per Kickoff	40	39.3
Touchbacks	7	4
Fair Catch Yards	0	9
Punt Returns: Number-Yds-TD	0-0-0	0-0-0
Avg. Punt Return	0	0.0
Kick Returns: Number-Yds-TD	2-19-0	0-0-0
Avg. Per Return	9.5	0
Interception: Number-Yds-TD	1-15-0	2-0-0
Fumble Returns: Number-Yds-TD	0-0-0	0-0-0
Miscellaneous Yards	0	0
Possession Time	34:32	25:38
1st Quarter	08:20	06:40
2nd Quarter	10:35	04:25
3rd Quarter	09:56	05:04
4th Quarter	05:31	09:29
Third Down Conversions	8-13	6-10
Fourth Down Conversions	1-1	0-0
Red-Zone: Scores-Chances	5-5	4-4
Touchdowns	2-5	2-4
Field Goals	3-5	2-4
Sacks By: Number-Yds	2-9	4-27
PAT Kicks	2-2	4-4
Field Goals	3-3	2-2
Points off Turnover	0	0

Game 5

No. 13 LSU

No. 20 Ole Miss

49

55

September 30, 2023

Vaught-Hemingway Stadium

Oxford, Miss.

(66,703)

LSU									
RUSHING									
	Att.	Gain	Lost	Net	TD	Long	Avg.		
Logan Diggs	19	101	0	101	2	13	5.3		
Jayden Daniels	15	118	19	99	1	55	6.6		
John Emery	3	23	0	23	0	14	7.7		
PASSING									
Jayden Daniels	36	27	0	414	4	42	3		
RECEIVING									
	No.	Yds.	TD	Long					
Brian Thomas	8	124	3	34					
Malik Nabers	8	102	0	39					
Mason Taylor	5	61	0	22					
Kyren Lacy	2	51	1	29					
Logan Diggs	2	22	0	14					
Chris Hilton	1	42	0	42					
John Emery	1	12	0	12					
Kaleb Jackson	0	0	0	0					
PUNTING									
	No.	Yds.	Avg.	Long	I20	TB			
Jay Bramblett	3	130	43.3	49	1	0			
FIELD GOALS									
	Att.	Made	Long						
Damian Ramos	1	0	56						
KICKOFFS									
	No.	Yards	Avg.	TB	OB				
Nathan Dillbert	8	466	58.2	6	0				
ALL RETURNS									
	Punts			Kickoffs			Interceptions		
	No.	Yds.	Lg.	No.	Yds.	Lg.	No.	Yds.	Lg.
Kaleb Jackson	0	0	0	2	33	18	0	0	0
OLE MISS									
RUSHING									
	Att.	Gain	Lost	Net	TD	Long	Avg.		
Quinshon Judkins	33	180	3	177	1	37	5.4		
Ulyssess Bentley	9	91	1	90	1	43	10.0		
Jaxson Dart	7	53	3	50	1	27	7.1		
PASSING									
Jaxson Dart	39	26	0	389	4	63	0		
RECEIVING									
	No.	Yds.	TD	Long					
Tre Harris	8	153	1	56					
Dayton Wade	7	64	1	15					
Jordan Watkins	5	103	1	63					
Caden Prieskorn	3	41	0	16					
Ulysses Bentley	1	17	0	17					
Zakhari Franklin	1	7	0	7					
Quinshon Judkins	1	4	1	4					
PUNTING									
	No.	Yds.	Avg.	Long	I20	TB			
Fraser Masin	2	83	41.5	42	0	0			
FIELD GOALS									
	Att.	Made	Long						
Caden Davis	2	2	48						
KICKOFFS									
	No.	Yds.	Avg.	TB	OB				
Caden Davis	10	646	64.6	8	0				
ALL RETURNS									
	Punts			Kickoffs			Interceptions		
	No.	Yds.	Lg.	No.	Yds.	Lg.	No.	Yds.	Lg.
Jordan Watkins	1	3	3	0	0	0	0	0	0
Ulysses Bentley	0	0	0	1	18	18	0	0	0
Ladarius Tennison	0	0	0	1	0	0	0	0	0

Football Falls to No. 20 Ole Miss in Offensive Shootout, 55-49

Ole Miss quarterback Jaxson Dart threw a 13-yard touchdown pass to wide receiver Tre Harris with 39 seconds remaining in the game to give the 20th-ranked Rebels a 55-49 win over No. 12 LSU. The Tigers dropped to 3-2 on the season, 2-1 in the SEC, while Ole Miss improved to 4-1 overall and 1-1 in league play. LSU quarterback Jayden Daniels guided the Tigers to the Ole Miss 26-yard line with a chance to win the game, but his final pass to the end zone fell incomplete, securing the Rebels' victory. Daniels produced a phenomenal performance, completing 27-of-36 passes for 414 yards and four touchdowns. He also rushed 15 times for 99 yards and one TD. LSU accumulated 637 yards in total offense, 414 through the air and 223 on the ground. Wide receiver Brian Thomas Jr. caught eight passes from Daniels for 124 yards and three touchdowns covering 20, 11 and 34 yards. Wide receiver Malik Nabers added eight receptions for 102 yards, including a 39-yard catch. LSU running back Logan Diggs rushed for 101 yards on 19 carries, and he scored twice on TD bursts of one and 12 yards. The Tigers overcame a 14-point first-half deficit and grabbed their first lead of the game at the 11:30 mark of the third quarter when Daniels' one-yard quarterback sneak gave LSU a 35-31 advantage. Daniels' 34-yard TD strike to Thomas Jr. with 8:34 left in the contest gave the Tigers their largest lead at 49-40, but Ole Miss scored touchdowns on its next two offensive possessions to claim the win.

Scoring			1	2	3	4	F
LSU			7	21	14	7	49
Ole Miss			21	10	3	21	55
OM	1Q	10:25	Judkins 4 yd pass from Dart (Davis kick)				
OM	1Q	4:00	Bentley 43 yd rush (Davis kick)				
LSU	1Q	1:25	Thomas 20 yd pass from Daniels (Ramos kick)				
OM	1Q	0:12	Watkins 63 yd pass from Dart (Davis kick)				
LSU	2Q	12:46	Diggs 1 yd rush (Ramos kick)				
OM	2Q	8:10	Wade 15 yd pass from Dart (Davis kick)				
LSU	2Q	4:30	Thomas 11 yd pass from Daniels (Ramos kick)				
OM	2Q	1:42	Davis 28 yd FG				
LSU	2Q	0:58	Lacy 29 yd pass from Daniels (Ramos kick)				
LSU	3Q	11:30	Daniels 1 yd rush (Ramos kick)				
OM	3Q	8:20	Davis 48 yd FG				
LSU	3Q	3:41	Diggs 12 yd rush (Ramos kick)				
OM	4Q	14:13	Judkins 11 yd rush (Harris pass from Dart failed)				
LSU	4Q	8:34	Thomas 34 yd pass from Daniels (Ramos kick)				
OM	4Q	5:06	Dart 1 yd rush (Davis kick)				
OM	4Q	0:39	Harris 13 yd pass from Dart (Judkins rush)				
Team Stats			LSU		OM		
FIRST DOWNS			34		32		
Rushing			11		16		
Passing			20		16		
Penalty			3		0		
NET YARDS RUSHING			223		317		
Rushing Attempts			37		49		
Average Per Rush			6.0		6.5		
Rushing Touchdowns			3		3		
Yards Gained Rushing			242		324		
Yards Lost Rushing			19		7		
NET YARDS PASSING			414		389		
Completions-Attempts-Int			27-38-0		26-39-0		
Avg. Per Attempt			10.9		10.0		
Avg. Per Completion			15.3		15.0		
Passing Touchdowns			4		4		
TOTAL OFFENSE YARDS			637		706		
Total offense plays			75		88		
Avg. Gain Per Play			8.5		8.0		
Fumbles: Number-Lost			1-1		0-0		
Penalties: Number-Yards			6-35		11-121		
PUNTS-YARDS			3-130		2-83		
Avg. Yard Per Punt			43.3		41.5		
Net Yards Per Punt			42.3		41.5		
Inside 20			1		0		
50+ Yards			0		0		
Touchbacks			0		0		
Fair Catch			1		2		
KICKOFF-YARDS			8-466		10-646		
Avg. Yard Per Kickoff			58.2		64.6		
Net Yards Per Kickoff			37.2		41.3		
Touchbacks			6		8		
Fair Catch Yards			0		0		
Punt Returns: Number-Yds-TD			0-0-0		1-3-0		
Avg. Punt Return			0		3.0		
Kick Returns: Number-Yds-TD			2-33-0		2-18-0		
Avg. Per Return			16.5		9.0		
Interception: Number-Yds-TD			0-0-0		0-0-0		
Fumble Returns: Number-Yds-TD			0-0-0		0-0-0		
Miscellaneous Yards			0		0		
Possession Time			29:17		30:43		
1st Quarter			07:11		07:49		
2nd Quarter			07:13		07:47		
3rd Quarter			08:09		06:51		
4th Quarter			06:44		08:16		
Third Down Conversions			5-10		9-16		
Fourth Down Conversions			0-0		2-3		
Red-Zone: Scores-Chances			5-6		6-6		
Touchdowns			5-6		5-6		
Field Goals			0-6		1-6		
Sacks By: Number-Yds			0-0		3-15		
PAT Kicks			7-7		5-5		
Field Goals			0-1		2-2		
Points off Turnover			0		7		

Game 6

No. 23 LSU

No. 21 Missouri

49

39

October 7, 2023
Memorial Stadium
Columbia, Mo.
(62,621)

LSU							
RUSHING	Att.	Gain	Lost	Net	TD	Long	Avg.
Logan Diggs	24	134	0	134	1	34	5.6
Jayden Daniels	15	145	15	130	1	35	8.7
Josh Williams	2	10	0	10	0	7	5.0
Malik Nabers	1	1	0	1	0	1	1.0
TEAM	1	0	1	-1	0	0	-1.0

PASSING	Att.	Compl	Int	Yds	TD	Long	Sacks
Jayden Daniels	21	15	0	259	3	42	2
Garrett Nussmeier	2	0	0	0	0	0	0

RECEIVING	No.	Yds.	TD	Long
Malik Nabers	6	146	1	39
Brian Thomas	4	66	1	42
Mason Taylor	4	27	1	9
Kyren Lacy	1	20	0	20

PUNTING	No.	Yds.	Avg.	Long	I20	TB
Jay Bramblett	3	131	43.7	57	2	0

FIELD GOALS	Att.	Made	Long
Damian Ramos	3	2	48

KICKOFFS	No.	Yards	Avg.	TB	OB
Nathan Dilbert	9	540	60.0	3	0

ALL RETURNS	Punts			Kickoffs			Interceptions		
	No.	Yds.	Lg.	No.	Yds.	Lg.	No.	Yds.	Lg.
Kaleb Jackson	0	0	0	1	30	30	0	0	0
Harold Perkins Jr.	0	0	0	0	0	0	1	0	0
Major Burns	0	0	0	0	0	0	1	17	17

MISSOURI

RUSHING	Att.	Gain	Lost	Net	TD	Long	Avg.
Cody Schrader	13	114	0	114	3	52	8.8
Brady Cook	5	28	19	9	0	16	1.8
Nathaniel Peat	2	10	1	9	0	10	4.5
Luther Burden	1	0	0	0	0	0	0.0

PASSING	Att.	Compl	Int.	Yds.	TD	Long	Sacks
Brady Cook	47	30	2	395	2	42	2

RECEIVING	No.	Yds.	TD	Long
Luther Burden	11	149	0	42
Mookie Cooper	7	80	0	23
Theo Wease	4	80	1	25
Marquis Johnson	2	42	0	31
Cody Schrader	2	11	0	6
Daniel Blood	2	4	0	16
Tyler Stephens	1	20	0	20
Brett Norfleet	1	9	1	9

PUNTING	No.	Yds.	Avg.	Long	I20	TB
Luke Bauer	2	90	45.0	73	1	0

FIELD GOALS	Att.	Made	Long
Harrison Mevis	3	1	50

KICKOFFS	No.	Yds.	Avg.	TB	OB
Harrison Mevis	6	387	64.5	4	0

ALL RETURNS	Punts			Kickoffs			Interceptions		
	No.	Yds.	Lg.	No.	Yds.	Lg.	No.	Yds.	Lg.
Marquis Johnson	0	0	0	1	20	20	0	0	0

Defense Holds Late; Football Powers Past No. 21 Missouri, 49-39

LSU quarterback Jayden Daniels fired a 29-yard touchdown pass to wide receiver Malik Nabers with 2:58 remaining in the game to provide the go-ahead score, and safety Major Burns sealed the outcome with a pick-six as No. 23 LSU defeated No. 21 Missouri, 49-39. LSU improved to 4-2 on the season, 3-1 in the SEC, while Missouri dropped to 5-1 overall and 1-1 in league play. The Daniels-to-Nabers connection capped a five-play, 75-yard march that erased a 39-35 Missouri lead. The LSU defense followed with two stops of the Mizzou offense, the first on a turnover-on-downs and the second on Burns' interception of quarterback Brady Cook that resulted in a 17-yard touchdown return. LSU, which trailed 22-7 in the second quarter, won its seventh game away from home since 1943 when trailing by 15+ points. The Tigers improved to 33-3 since 2000 when recording a pick-6 in a game. Daniels brilliantly guided the LSU offense to a total of 533 yards, as he rushed 15 times for 130 yard and a 35-yard touchdown, and he completed 15-of-21 passes for 259 yards and three TDs. Running back Logan Diggs rushed for a career-high 134 yards and one touchdown on 24 carries, averaging 5.6 yards per attempt. Nabers caught six passes for 146 and one TD, and wide receiver Brian Thomas Jr. had four receptions for 66 yards and one score. Burns' late-game interception was the second turnover produced by the LSU defense, as linebacker Harold Perkins Jr.'s second-quarter pick of a Cook pass at the Mizzou 45-yard line led to a three-yard scoring pass from Daniels to tight end Mason Taylor.

Scoring	1	2	3	4	F
LSU	7	10	10	22	49
Missouri	15	10	7	7	39

Mizzou	1Q	9:50	Wease 18 yd pass from Cook (Cook rush)
LSU	1Q	3:33	Diggs 1 yd rush (Ramos kick)
Mizzou	1Q	1:03	Schrader 21 yd rush (Mevis kick)
Mizzou	2Q	10:47	Norfleet 9 yd pass from Cook (Mevis kick)
LSU	2Q	5:43	Ramos 48 yd FG
LSU	2Q	1:59	Taylor 3 yd pass from Daniels (Ramos kick)
Mizzou	2Q	0:00	Mevis 50 yd FG
LSU	3Q	8:12	Ramos 29 yd FG
LSU	3Q	6:00	Thomas 42 yd pass from Daniels (Ramos kick)
Mizzou	3Q	2:22	Schrader 2 yd rush (Mevis kick)
LSU	4Q	7:54	Daniels 35 yd rush (Nabers pass from Daniels)
Mizzou	4Q	5:40	Schrader 1 yd rush (Mevis kick)
LSU	4Q	2:58	Nabers 29 yd pass from Daniels (Ramos kick)
LSU	4Q	0:34	Burns 17 yd interception return (Ramos kick)

Team Stats	LSU	MIZZ
FIRST DOWNS	25	23
Rushing	11	6
Passing	10	17
Penalty	4	0
NET YARDS RUSHING	274	132
Rushing Attempts	43	21
Average Per Rush	6.4	6.3
Rushing Touchdowns	2	3
Yards Gained Rushing	290	152
Yards Lost Rushing	16	20
NET YARDS PASSING	259	395
Completions-Attempts-Int	15-23-0	30-47-2
Avg. Per Attempt	11.3	8.4
Avg. Per Completion	17.3	13.2
Passing Touchdowns	3	2
TOTAL OFFENSE YARDS	533	527
Total offense plays	66	68
Avg. Gain Per Play	8.1	7.8
Fumbles: Number-Lost	2-0	2-0
Penalties: Number-Yards	11-83	11-63
PUNTS-YARDS	3-131	2-90
Avg. Yard Per Punt	43.7	45.0
Net Yards Per Punt	43.7	45
Inside 20	2	1
50+ Yards	1	1
Touchbacks	0	0
Fair Catch	0	0
KICKOFF-YARDS	9-540	6-387
Avg. Yard Per Kickoff	60.0	64.5
Net Yards Per Kickoff	39.2	40.8
Touchbacks	3	4
Fair Catch Yards	92	22
Punt Returns: Number-Yds-TD	0-0-0	0-0-0
Avg. Punt Return	0.0	0.0
Kick Returns: Number-Yds-TD	1-30-0	1-20-0
Avg. Per Return	30.0	20.0
Interception: Number-Yds-TD	2-17-1	0-0-0
Fumble Returns: Number-Yds-TD	0-0-0	0-0-0
Miscellaneous Yards	0	0
Possession Time	32:20	27:40
1st Quarter	08:45	06:15
2nd Quarter	08:54	06:06
3rd Quarter	06:23	08:37
4th Quarter	08:18	06:42
Third Down Conversions	6-12	4-11
Fourth Down Conversions	0-0	1-2
Red-Zone: Scores-Chances	3-4	4-4
Touchdowns	2-4	4-4
Field Goals	1-4	0-4
Sacks By: Number-Yds	2-16	2-4
PAT Kicks	5-5	4-4
2Pts Conversions	1-1	1-1
Field Goals	2-3	1-3
Points off Turnover	14	0
Field Goals	0-1	2-2
Points off Turnover	0	7

Game 7

Auburn

No. 22 LSU

18

48

October 14, 2023

Tiger Stadium

Baton Rouge, La.

(102,321)

LSU

RUSHING

	Att.	Gain	Lost	Net	TD	Long	Avg.
Logan Diggs	18	97	0	97	1	35	5.4
Jayden Daniels	11	97	4	93	0	26	8.5
John Emery	6	42	0	42	1	17	7.0
Josh Williams	2	6	0	6	1	5	3.0
Noah Cain	1	1	0	1	0	1	1.0

PASSING

	Att.	Complnt	Yds	TD	Long	Sacks	
Jayden Daniels	27	20	1	325	3	57	2

RECEIVING

	No.	Yds.	TD	Long
Malik Nabers	6	89	1	29
Kyren Lacy	4	111	1	57
Kaleb Jackson	2	24	0	13
Mason Taylor	2	18	0	9
Aaron Anderson	2	14	0	9
Brian Thomas	2	7	0	4
John Emery	1	49	0	49
Josh Williams	1	13	1	13

PUNTING

	No.	Yds.	Avg.	Long	I20	TB
Jay Bramblett	1	44	44.0	44	0	0

FIELD GOALS

	Att.	Made	Long
Damian Ramos	2	2	35

KICKOFFS

	No.	Yards	Avg.	TB	OB
Nathan Dilbert	9	577	64.1	5	0

ALL RETURNS	Punts			Kickoffs			Interceptions		
	No.	Yds.	Lg.	No.	Yds.	Lg.	No.	Yds.	Lg.
Kaleb Jackson	0	0	0	1	60	60	0	0	0
AUBURN									
RUSHING	Att.	Gain	Lost	Net	TD	Long	Avg.		
Jeremiah Cobb	10	69	0	69	0	13	6.9		
Payton Thorne	5	29	2	27	0	16	5.4		
Brian Battie	6	21	1	20	0	7	3.3		
Robby Ashford	5	26	7	19	0	10	3.8		
Jarquez Hunter	7	16	0	16	1	6	2.3		
TEAM	1	0	12	-12	0	0	-12.0		
PASSING	Att.	Comp	Int.	Yds.	TD	Long	Sacks		
Payton Thorne	23	12	0	102	0	32	1		
Robby Ashford	4	3	0	52	1	39	1		
RECEIVING	No.	Yds.	TD	Long					
Brandon Frazier	3	52	1	39					
Jay Fair	3	36	0	32					
Jarquez Hunter	3	7	0	4					
Camden Brown	2	27	0	15					
Caleb Burton	2	11	0	7					
Malcolm Johnson	1	13	0	13					
Rivaldo Fairweather	1	8	0	8					
Luke Deal	0	0	0	0					
Shane Hooks	0	0	0	0					
Nick Mardner	0	0	0	0					
PUNTING	No.	Yds.	Avg.	Long	I20	TB			
Oscar Chapman	6	273	45.5	58	1	1			
FIELD GOALS	Att.	Made	Long						
Alex McPherson	1	1	38						
KICKOFFS	No.	Yds.	Avg.	TB	OB				
Alex McPherson	4	259	64.8	3	0				
AUBURN									
ALL RETURNS	Punts			Kickoffs			Interceptions		
	No.	Yds.	Lg.	No.	Yds.	Lg.	No.	Yds.	Lg.
Brian Battie	0	0	0	3	73	28	0	0	0
Jarquez Hunter	0	0	0	1	20	20	0	0	0
DJ James	0	0	0	0	0	0	1	3	3

Football Earns Complete Win Over Auburn, 48-18							
No. 20 LSU seized control from the outset with a 17-point first quarter, and the Tigers posted a decisive 48-18 victory over Auburn in Death Valley. LSU improved to 5-2 on the season, 4-1 in the SEC, while Auburn dropped to 3-3 overall and 0-3 in league play. LSU struck on the opening possession of the game as quarterback Jayden Daniels directed a four-play, 75-yard drive that culminated in a 29-yard TD pass to wide receiver Malik Nabers. Damian Ramos booted a 30-yard field goal, and LSU increased its lead to 17-0 with 2:15 remaining in the opening period on a two-yard scoring rush by running back John Emery Jr. Auburn narrowed the deficit to 20-10 early in the third quarter but Daniels engineered consecutive drives that were capped by a 25-yard TD pass to wide receiver Kyren Lacy and a 13-yard scoring strike to running back Josh Williams, giving LSU a 34-10 advantage. The LSU offense rolled up 563 yards in the contest, marking the first time in program history the Tigers amassed 500+ yards in six straight games. LSU also scored 48+ in three straight games for the second time in the SEC era (since 1933). The 2019 Tigers also accomplished the feat in the final three games of the regular season. Daniels completed 20-of-27 passes for 325 yards and three TDs, and he rushed for 93 yards. Lacy finished with a career-high 111 yards on four receptions, and running back Logan Diggs gained 97 yards on 18 carries with one score. The LSU defense limited Auburn to just 293 yards in total offense, and the Tigers recorded six tackles for loss and two sacks.							
Scoring			1	2	3	4	F
Auburn			0	7	3	8	18
LSU			17	3	14	14	48
LSU	1Q	13:21	Nabers 29 yd pass from Daniels (Ramos kick)				
LSU	1Q	6:39	Ramos 30 yd FG				
LSU	1Q	2:15	Emery 2 yd rush (Ramos kick)				
AUB	2Q	14:22	Hunter 2 yd rush (McPherson kick)				
LSU	2Q	10:21	Ramos 35 yd FG				
AUB	3Q	11:35	McPherson 38 yd FG				
LSU	3Q	8:00	Lacy 25 yd pass from Daniels (Ramos kick)				
LSU	3Q	3:53	Williams 13 yd pass from Daniels (Ramos kick)				
AUB	4Q	14:56	Frazier 3 yd pass from Ashford (Frazier pass from Ashford)				
LSU	4Q	8:51	Diggs 5 yd rush (Ramos kick)				
LSU	4Q	2:28	Williams 1 yd rush (Ramos kick)				
Team Stats			AUB		LSU		
FIRST DOWNS			18		25		
Rushing			8		12		
Passing			7		13		
Penalty			3		0		
NET YARDS RUSHING			139		238		
Rushing Attempts			34		39		
Average Per Rush			4.1		6.1		
Rushing Touchdowns			1		3		
Yards Gained Rushing			161		243		
Yards Lost Rushing			22		5		
NET YARDS PASSING			154		325		
Completions-Attempts-Int			15-27-0		20-27-1		
Avg. Per Attempt			5.7		12.0		
Avg. Per Completion			10.3		16.2		
Passing Touchdowns			1		3		
TOTAL OFFENSE YARDS			293		563		
Total offense plays			61		66		
Avg. Gain Per Play			4.8		8.5		
Fumbles: Number-Lost			1-0		0-0		
Penalties: Number-Yards			5-42		12-100		
PUNTS-YARDS			6-273		1-44		
Avg. Yard Per Punt			45.5		44.0		
Net Yards Per Punt			43.8		44		
Inside 20			1		0		
50+ Yards			2		0		
Touchbacks			1		0		
Fair Catch			2		1		
KICKOFF-YARDS			4-259		9-577		
Avg. Yard Per Kickoff			64.8		64.1		
Net Yards Per Kickoff			31		39.9		
Touchbacks			3		5		
Fair Catch Yards			0		0		
Punt Returns: Number-Yds-TD			0-0-0		0-0-0		
Avg. Punt Return			0.0		0.0		
Kick Returns: Number-Yds-TD			4-93-0		1-60-0		
Avg. Per Return			23.2		60.0		
Interception: Number-Yds-TD			1-3-0		0-0-0		
Fumble Returns: Number-Yds-TD			0-0-0		0-0-0		
Miscellaneous Yards			0		0		
Possession Time			25:47		34:13		
1st Quarter			04:49		10:11		
2nd Quarter			07:23		07:37		
3rd Quarter			09:21		05:39		
4th Quarter			04:14		10:46		
Third Down Conversions			3-12		6-9		
Fourth Down Conversions			1-2		0-0		
Red-Zone: Scores-Chances			3-3		6-6		
Touchdowns			2-3		4-6		
Field Goals			1-3		2-6		
Sacks By: Number-Yds			2-4		2-9		
PAT Kicks			1-1		6-6		
2Pts Conversions			1-1		0-0		
Field Goals			1-1		2-2		
Points off Turnover			0		0		

Game 8

Army
No. 19 LSU

0
62
October 21, 2023
Tiger Stadium
Baton Rouge, La.
(101,776)

LSU

RUSHING	Att.	Gain	Lost	Net	TD	Long	Avg.
Trey Holly	6	91	0	91	1	67	15.2
Noah Cain	7	41	1	40	1	10	5.7
Logan Diggs	6	26	0	26	1	6	4.3
John Emery	6	24	1	23	0	11	3.8
Kaleb Jackson	2	14	0	14	0	8	7.0
Jayden Daniels	5	12	6	6	1	10	1.2
Malachi Lane	1	1	0	1	0	1	1.0

PASSING	Att.	Compl	Int	Yds	TD	Long	Sacks
Jayden Daniels	15	11	0	279	3	86	1
Garrett Nussmeier	12	7	0	90	1	51	0

RECEIVING	No.	Yds.	TD	Long
Malik Nabers	4	121	2	51
Brian Thomas	3	122	2	86
Kyren Lacy	3	28	0	15
Josh Williams	2	46	0	38
Chris Hilton	2	19	0	17
Aaron Anderson	2	13	0	9
Mason Taylor	1	11	0	11
Logan Diggs	1	9	0	9
Mac Markway	0	0	0	0

PUNTING	No.	Yds.	Avg.	Long	I20	TB
Jay Bramblett	1	41	41.0	41	0	0

FIELD GOALS	Att.	Made	Long
Damian Ramos	2	2	35

KICKOFFS	No.	Yards	Avg.	TB	OB
Nathan Dilbert	11	705	64.1	8	1

ALL RETURNS	Punts			Kickoffs			Interceptions		
	No.	Yds.	Lg.	No.	Yds.	Lg.	No.	Yds.	Lg.
Andre Sam	0	0	0	0	0	0	2	60	33
Zy Alexander	0	0	0	0	0	0	1	28	28

ARMY

RUSHING	Att.	Gain	Lost	Net	TD	Long	Avg.
Kanye Udoh	21	111	3	108	0	18	5.1
Larry Robinson	2	17	0	17	0	9	8.5
Miles Stewart	4	14	0	14	0	7	3.5
Tyrell Robinson	7	11	4	7	0	5	1.0
Dewayne Coleman	2	7	0	7	0	5	1.0
Hayden Reed	1	3	0	3	0	3	3.0
Tobi Olawole	1	2	0	2	0	2	2.0
Jakobi Buchanan	1	2	0	2	0	2	2.0
Champ Harris	4	2	11	-9	0	1	-2.2

PASSING	Att.	Compl	Int	Yds.	TD	Long	Sacks
Champ Harris	9	4	2	22	0	9	1
Larry Robinson	6	2	1	20	0	13	0

RECEIVING	No.	Yds.	TD	Long
Casey Reynolds	4	26	0	13
Ay'Jaun Marshall	1	9	0	9
Liam Fortner	1	7	0	7
Noah Short	0	0	0	0
Veshe Daniyan	0	0	0	0
David Crossan	0	0	0	0
Tobi Olawole	0	0	0	0

PUNTING	No.	Yds.	Avg.	Long	I20	TB
Cooper Allan	4	188	47.0	58	2	0

FIELD GOALS	Att.	Made	Long
-------------	------	------	------

KICKOFFS	No.	Yds.	Avg.	TB	OB
Cole Talley	1	65	65.0	1	0

Punts			Kickoffs			Interceptions		
No.	Yds.	Lg.	No.	Yds.	Lg.	No.	Yds.	Lg.
Totals...	0	0	0	0	0	0	0	0

Football Dominates Army, 62-0

LSU extended its winning streak to three games as the 19th-ranked Tigers posted a dominating 62-0 win over Army in Tiger Stadium. LSU improved to 6-2 on the season, while Army dropped to 2-5. The game marked just the second meeting between LSU and Army, and the first since 1931 – a 20-0 Army victory at West Point, N.Y. The LSU offense featured another superb outing, compiling 570 total yards – 369 yards passing and 201 yards rushing. The Tigers exceeded 500 yards in total offense for the seventh straight game, a first in program history. Quarterback Jayden Daniels played in just the first half and directed LSU to a 38-0 halftime lead. He completed 11 of 15 passes for 279 yards and three touchdowns, including an 86-yard connection with wide receiver Brian Thomas Jr. that gave the Tigers a 14-0 lead at the 5:26 mark of the first quarter. Daniels also scored on a one-yard rush in the second period, marking the sixth time this season he has accounted for 4+ touchdowns. Thomas Jr. finished with three receptions for 122 yards and two touchdowns, while fellow wide receiver Malik Nabers caught four passes for 121 yards and two scores. True freshman running back Trey Holly made his collegiate debut and rushed for a team-high 91 yards on six carries, highlighted a 67-yard fourth-quarter TD sprint. The LSU defense limited Army to 193 total yards and created four turnovers, including two interceptions by safety Andre' Sam, an interception by cornerback Zy Alexander, and a forced fumble and recovery by defensive end Ovie Oghoufo. The shutout was the Tigers' first since a 38-0 win over New Mexico on September 24, 2022, in Tiger Stadium.

Scoring	1	2	3	4	F
Army	0	0	0	0	0
LSU	14	24	10	14	62

LSU	1Q	12:05	Diggs 2 yd rush (Ramos kick)
LSU	1Q	5:26	Thomas 86 yd pass from Daniels (Ramos kick)
LSU	2Q	14:22	Thomas 8 yd pass from Daniels (Ramos kick)
LSU	2Q	9:08	Daniels 1 yd rush (Ramos kick)
LSU	2Q	2:19	Ramos 35 yd FG
LSU	2Q	0:57	Nabers 26 yd pass from Daniels (Ramos kick)
LSU	3Q	9:07	Nabers 51 yd pass from Nussmeier (Ramos kick)
LSU	3Q	1:48	Ramos 32 yd FG
LSU	4Q	4:40	Cain 2 yd rush (Ramos kick)
LSU	4Q	0:40	Holly 67 yd rush (Ramos kick)

Team Stats	AWP	LSU
FIRST DOWNS	12	23
Rushing	10	10
Passing	2	13
Penalty	0	0
NET YARDS RUSHING	151	201
Rushing Attempts	43	33
Average Per Rush	3.5	6.1
Rushing Touchdowns	0	4
Yards Gained Rushing	169	209
Yards Lost Rushing	18	8
NET YARDS PASSING	42	369
Completions-Attempts-Int	6-15-3	18-27-0
Avg. Per Attempt	2.8	13.7
Avg. Per Completion	7.0	20.5
Passing Touchdowns	0	4
TOTAL OFFENSE YARDS	193	570
Total offense plays	58	60
Avg. Gain Per Play	3.3	9.5
Fumbles: Number-Lost	1-1	0-0
Penalties: Number-Yards	0-0	3-10
PUNTS-YARDS	4-188	1-41
Avg. Yard Per Punt	47.0	41.0
Net Yards Per Punt	47	41
Inside 20	2	0
50+ Yards	1	0
Touchbacks	0	0
Fair Catch	1	0
KICKOFF-YARDS	1-65	11-705
Avg. Yard Per Kickoff	65.0	64.1
Net Yards Per Kickoff	40	39.1
Touchbacks	1	8
Fair Catch Yards	0	44
Punt Returns: Number-Yds-TD	0-0-0	0-0-0
Avg. Punt Return	0.0	0.0
Kick Returns: Number-Yds-TD	0-0-0	0-0-0
Avg. Per Return	0.0	0.0
Interception: Number-Yds-TD	0-0-0	3-88-0
Fumble Returns: Number-Yds-TD	0-0-0	0-0-0
Miscellaneous Yards	0	0
Possession Time	31:49	28:11
1st Quarter	09:56	05:04
2nd Quarter	08:53	06:07
3rd Quarter	08:13	06:47
4th Quarter	04:47	10:13
Third Down Conversions	4-11	6-10
Fourth Down Conversions	0-3	1-1
Red-Zone: Scores-Chances	0-0	6-6
Touchdowns	0-0	4-6
Field Goals	0-0	2-6
Sacks By: Number-Yds	1-6	1-7
PAT Kicks	0-0	8-8
2Pts Conversions	0-0	0-0
Field Goals	0-0	2-2
Points off Turnover	0	17

Game 9

No. 13 LSU

No. 8 Alabama

28

42

November 4, 2023

Bryant-Denny Stadium

Tuscaloosa, Ala.

(100,077)

LSU

RUSHING									
	Att.	Gain	Lost	Net	TD	Long	Avg.		
Jayden Daniels	11	167	4	163	1	40	14.8		
Logan Diggs	8	24	0	24	0	5	3.0		
Josh Williams	4	19	0	19	1	7	4.8		
John Emery	1	0	0	0	0	0	0.0		
PASSING									
	Att.	Comp	Int	Yds	TD	Long	Sacks		
Jayden Daniels	24	15	1	219	2	46	1		
Garrett Nussmeier	10	5	0	53	0	27	0		
RECEIVING									
	No.	Yds.	TD	Long					
Malik Nabers	10	171	1	46					
Brian Thomas	3	36	0	23					
Mason Taylor	3	19	0	11					
Kyren Lacy	2	39	1	26					
Josh Williams	1	6	0	6					
Kaleb Jackson	1	1	0	1					
John Emery	0	0	0	0					
Logan Diggs	0	0	0	0					
PUNTING									
	No.	Yds.	Avg.	Long	I20	TB			
Jay Bramblett	2	73	36.5	40	0	0			
FIELD GOALS									
	Att.	Made Long							
Damian Ramos	1	0 0							
KICKOFFS									
	No.	Yards	Avg.	TB	OB				
Nathan Dilbert	5	292	58.4	1	0				
ALL RETURNS									
	Punts			Kickoffs			Interceptions		
	No.	Yds.	Lg.	No.	Yds.	Lg.	No.	Yds.	Lg.
Kaleb Jackson	0	0	0	1	13	13	0	0	0

ALABAMA

RUSHING									
	Att.	Gain	Lost	Net	TD	Long	Avg.		
Jalen Milroe	20	167	12	155	4	23	7.8		
Jase McClellan	14	63	0	63	1	10	4.5		
Roydell Williams	6	56	0	56	1	16	9.3		
Jamarion Miller	4	17	0	17	0	10	4.2		
TEAM	2	0	3	-3	0	0	-1.5		
PASSING									
	Att.	Complnt.	Yds.	TD	Long	Sacks			
Jalen Milroe	23	15	0	219	0	42	2		
RECEIVING									
	No.	Yds.	TD	Long					
Isaiah Bond	5	60	0	21					
Jermaine Burton	3	29	0	12					
Kendrick Law	2	25	0	16					
Jase McClellan	1	42	0	42					
Jamarion Miller	1	35	0	35					
Kobe Prentice	1	22	0	22					
C.J Dippre	1	11	0	11					
Roydell Williams	1	-5	0	0					
Amari Niblack	0	0	0	0					
PUNTING									
	No.	Yds.	Avg.	Long	I20	TB			
James Burnip	1	50	50.0	50	1	0			
FIELD GOALS									
	Att.	Made	Long						
Will Reichard	2	0	0						
KICKOFFS									
	No.	Yds.	Avg.	TB	OB				
Will Reichard	7	449	64.1	2	0				
ALL RETURNS									
	Punts			Kickoffs			Interceptions		
	No.	Yds.	Lg.	No.	Yds.	Lg.	No.	Yds.	Lg.
Kendrick Law	0	0	0	3	77	30	0	0	0
Robbie Ouzts	0	0	0	1	11	11	0	0	0
Terrion Arnold	0	0	0	0	0	0	1	10	10
Totals...	0	0	0	4	88	30	1	10	10

Football Falls to No. 8 Alabama, 42-28

No. 14 LSU held a 28-21 lead at the 11:14 mark of the third quarter before eighth-ranked Alabama scored 21 unanswered points as the Crimson Tide posted a 42-28 win. Alabama improved to 8-1 on the season, 6-0 in the SEC, while LSU dropped to 6-3 overall and 4-2 in conference play. The first half ended in a 21-21 tie and featured offensive fireworks created by LSU quarterback Jayden Daniels and Alabama quarterback Jalen Milroe. Daniels in the first half rushed for 137 yards and a TD, and he threw for 164 yards and two touchdowns, while Milroe rushed for 102 yards and three scores, and he added 165 yards through the air. Daniels fired a 26-yard touchdown pass to wide receiver Kyren Lacy with five seconds remaining in the second period to tie the contest at 21-21, and he engineered a nine-play, 75-yard TD drive to start the third quarter. The march ended with a two-yard scoring burst by running back Josh Williams, giving the Tigers a 28-21 advantage. Alabama responded with a nine-play, 70-yard drive culminated by Roydell Williams' 16-yard TD run, and the Crimson Tide secured with win with two more scoring marches. Daniels, who was forced to leave the game with a concussion early in the fourth quarter, finished with 163 rushing yards and 219 passing yards. LSU wide receiver Malik Nabers caught 10 passes for 171 yards and one touchdown, and he became just the second player in school history to record two 1,000-yard receiving seasons.

Scoring		1	2	3	4	F
LSU		7	14	7	0	28
Alabama		14	7	14	7	42
LSU	1Q	9:46	Nabers 46 yd pass from Daniels (Ramos kick)			
ALA	1Q	7:14	Milroe 23 yd rush (Reichard kick)			
ALA	1Q	0:25	Milroe 4 yd rush (Reichard kick)			
LSU	2Q	3:09	Daniels 9 yd rush (Ramos kick)			
ALA	2Q	1:01	Milroe 21 yd rush (Reichard kick)			
LSU	2Q	0:05	Lacy 26 yd pass from Daniels (Ramos kick)			
LSU	3Q	11:14	Williams 2 yd rush (Ramos kick)			
ALA	3Q	7:30	Williams 16 yd rush (Reichard kick)			
ALA	3Q	1:01	Milroe 11 yd rush (Reichard kick)			
ALA	4Q	13:01	McClellan 10 yd rush (Reichard kick)			

Team Stats		LSU	ALA
FIRST DOWNS		21	28
Rushing		8	17
Passing		11	10
Penalty		2	1
NET YARDS RUSHING		206	288
Rushing Attempts		24	46
Average Per Rush		8.6	6.3
Rushing Touchdowns		2	6
Yards Gained Rushing		210	303
Yards Lost Rushing		4	15
NET YARDS PASSING		272	219
Completions-Attempts-Int		20-34-1	15-23-0
Avg. Per Attempt		8.0	9.5
Avg. Per Completion		13.6	14.6
Passing Touchdowns		2	0
TOTAL OFFENSE YARDS		478	507
Total offense plays		58	69
Avg. Gain Per Play		8.2	7.3
Fumbles: Number-Lost		0-0	0-0
Penalties: Number-Yards		8-60	6-50
PUNTS-YARDS		2-73	1-50
Avg. Yard Per Punt		36.5	50.0
Net Yards Per Punt		36.5	50
Inside 20		0	1
50+ Yards		0	1
Touchbacks		0	0
Fair Catch		2	1
KICKOFF-YARDS		5-292	7-449
Avg. Yard Per Kickoff		58.4	64.1
Net Yards Per Kickoff		35.8	41.1
Touchbacks		1	2
Fair Catch Yards		0	98
Punt Returns: Number-Yds-TD		0-0-0	0-0-0
Avg. Punt Return		0.0	0.0
Kick Returns: Number-Yds-TD		1-13-0	4-88-0
Avg. Per Return		13.0	22.0
Interception: Number-Yds-TD		0-0-0	1-10-0
Fumble Returns: Number-Yds-TD		0-0-0	0-0-0
Miscellaneous Yards		0	0
Possession Time		26:27	33:33
1st Quarter		05:38	09:22
2nd Quarter		08:40	06:20
3rd Quarter		08:23	06:37
4th Quarter		03:46	11:14
Third Down Conversions		4-9	11-14
Fourth Down Conversions		0-2	0-0
Red-Zone: Scores-Chances		2-2	4-4
Touchdowns		2-2	4-4
Field Goals		0-2	0-4
Sacks By: Number-Yds		2-12	1-4
PAT Kicks		4-4	6-6
2Pts Conversions		0-0	0-0
Field Goals		0-1	0-2
Points off Turnover		0	7



2023 LSU Fighting Tigers

Numerical Roster

NO.	NAME	POS.	HT.	WT.	CLASS-EXP	HOMETOWN (HIGH SCHOOL/PREVIOUS SCHOOL)
0	Maason Smith	DT	6-6	315	SO-1L	Houma, La. (Terrebonne HS)
1	Aaron Anderson	WR	5-8	190	FR-TR	New Orleans, La. (Edna Karr HS/Alabama)
1	Omar Speights	LB	6-1	235	SR-TR	Philadelphia, Pa. (Crescent Valley HS/Oregon State)
2	Kyren Lacy	WR	6-2	215	SR-1L	Thibodaux, La. (Thibodaux HS/UL-Lafayette)
2	Ovie Oghoufo	JACK	6-4	250	SR-TR	Lathrup Village, Mich. (Harrison HS/Texas)
3	Greg Brooks Jr.	S	5-10	187	GR-1L	Harvey, La. (West Jefferson HS/Arkansas)
3	Logan Diggs	RB	6-1	215	JR-TR	Boutte, La. (Archbishop Rummel HS/Notre Dame)
4	John Emery Jr.	RB	6-0	224	SR-3L	St. Rose, La. (Destrehan HS)
4	Harold Perkins Jr.	LB	6-1	220	SO-1L	New Orleans, La. (Cy Park HS)
5	Jayden Daniels	QB	6-4	210	SR-1L	San Bernardino, Calif. (Cajon HS/Arizona St.)
5	Laterrance Welch	CB	6-1	193	SO-1L	Lafayette, La. (Acadiana HS)
6	Jordan Allen	S	5-11	196	FR-RS	Lafayette, La. (Lafayette Christian Academy)
6	Shelton Sampson Jr.	WR	6-4	190	FR-HS	Baton Rouge, La. (Catholic HS)
8	Major Burns	S	6-2	193	JR-2L	Baton Rouge, La. (Madison Prep Academy/Georgia)
8	Malik Nabers	WR	6-0	200	JR-2L	Lafayette, La. (Southside HS)
10	Rickie Collins	QB	6-2	200	FR-HS	Baton Rouge, La. (Woodlawn HS)
10	Denver Harris	CB	6-0	190	SO-TR	Houston, Texas (North Shore HS/Texas A&M)
11	Jaxon Howard	JACK	6-4	240	FR-HS	Crystal, Minn. (Robbinsdale Cooper HS)
11	Brian Thomas Jr.	WR	6-4	205	JR-2L	Walker, La. (Walker HS)
12	JK Johnson	CB	6-0	185	SO-TR	St. Louis, Mo. (De Smet Jesuit HS/Ohio State)
12	Kyle Parker	WR	5-11	194	FR-HS	Allen, Texas (Lovejoy HS)
13	Garrett Nussmeier	QB	6-2	205	SO-2L	Lake Charles, La. (Marcus HS)
13	Bradyn Swinson	JACK	6-4	252	JR-TR	Douglasville, Ga. (Chapel Hill HS/Oregon)
14	Miami Brown	WR	6-1	178	FR-HS	Miami, Fla. (Gulliver Prep School)
14	Andre' Sam	S	6-0	190	SR-TR	Iowa, La. (Iowa HS/Marshall)
15	Matt O'Dowd	QB	6-1	206	SO-SQ	Plantation, Fla. (Marjory Stoneman Douglas HS)
15	Sage Ryan	S	5-11	202	SO-2L	Lafayette, La. (Lafayette Christian Academy)
16	George Hamsley	QB	6-5	220	FR-RS	Memphis, Tenn. (Memphis University School)
16	Da'Shawn Womack	DE	6-5	260	FR-HS	Baltimore, Md. (St. Frances Academy)
17	Chris Hilton Jr.	WR	6-0	190	SO-1L	Zachary, La. (Zachary HS)
17	Quad Wilson	S	5-9	160	JR-SQ	New Orleans, La. (Brandeis HS/McNeese)
18	Mekhi Wingo	DT	6-1	295	JR-1L	St. Louis, Mo. (De Smet HS/Missouri)
19	Jay Bramblett	P	6-2	205	SR-1L	Tuscaloosa, Ala. (Hillcrest HS/Notre Dame)
19	Matthew Langlois	S	6-0	200	SO-1L	New Roads, La. (Catholic HS of Pointe Coupee)
21	Noah Cain	RB	5-11	220	SR-1L	Baton Rouge, La. (IMG Academy/Penn State)
21	Ryan Yaites	S	6-1	203	FR-HS	Denton, Texas (John H. Guyer HS)
22	Duce Chestnut	CB	5-11	205	JR-TR	Camden, N.J. (Camden HS/Syracuse)
22	Armoni Goodwin	RB	5-8	200	JR-2L	Birmingham, Ala. (Hewitt-Trussville HS)
23	Kylin Jackson	S	6-3	196	FR-HS	Clinton, La. (Zachary HS)
24	Zy Alexander	CB	6-2	188	JR-TR	Loreauville, La. (Loreauville HS/Southeastern Louisiana)
24	Landon Ibieta	WR	5-11	195	FR-RS	Mandeville, La. (Mandeville HS)
25	Trey Holly	RB	5-7	192	FR-HS	Farmerville, La. (Union Parish HS)
25	Javien Toviano	S	6-1	201	FR-HS	Arlington, Texas (Martin HS)
26	Cowinn Helaire	WR	5-9	156	FR-RS	Lafayette, La. (Lafayette Christian Academy)
26	Ashton Stamps	CB	6-0	188	FR-HS	Harvey, La. (Archbishop Rummel HS)
27	Josh Williams	RB	5-9	203	SR-3L	Houston, Texas (The Kinkaid School)
28	Kaleb Jackson	RB	6-0	225	FR-HS	Baton Rouge, La. (Liberty Magnet HS)
29	Jeremiah Hughes	CB	6-0	187	FR-HS	North Las Vegas, Nev. (Bishop Gorman HS)
30	Malachi Lane	RB	6-0	221	SO-SQ	Spring Branch, Texas (Smithson Valley HS)
30	Greg Penn III	LB	6-2	235	JR-2L	Baltimore, Md. (DeMatha Catholic HS)
31	Nathan Dibert	PK	5-11	216	SO-1L	Hartland, Mich. (Hartland HS)
31	Everett Garard	CB	5-10	184	SO-SQ	Atlanta, Ga. (North Gwinnett HS)
32	Tre Bradford	RB	6-0	208	SO-1L	Dallas, Texas (Lancaster HS)
33	Javen Nicholas	WR	5-9	182	FR-RS	New Orleans, La. (St. Augustine HS)
33	West Weeks	LB	6-2	235	JR-1L	Watkinsville, Ga. (Oconee County HS/Virginia)
34	Damian Ramos	PK	6-2	186	SO-1L	Baltimore, Md. (St. Paul's HS)
34	Ryan Robinson Jr.	CB	5-11	180	FR-HS	New Orleans, La. (Edna Karr HS)
35	Sa'i'vion Jones	DE	6-6	280	JR-2L	Vacherie, La. (St. James HS)
36	Aidan Corbello	PK	5-8	176	FR-HS	New Orleans, La. (Jesuit HS)
38	Darian Blount	CB	6-3	170	FR-HS	New Orleans, La. (Holy Cross HS)
38	Peyton Todd	P	6-5	240	SO-SQ	West Monroe, La. (West Monroe HS)
39	Tyson Short	S	6-2	208	FR-HS	San Antonio, Texas (Brandeis HS)
40	Whit Weeks	LB	6-3	222	FR-HS	Watkinsville, Ga. (Oconee County HS)
41	Wilton Spottsville	S	6-0	222	JR-TR	Havelock, N.C. (Havelock HS/Kennesaw St.)
42	Lane Blue	DE	6-0	260	SO-1L	Chatham, La. (Neville HS)
43	Matt Jayne	LB	5-8	200	JR-SQ	Kenner, La. (John Curtis HS/McNeese)
44	Christian Brathwaite	LB	6-1	217	FR-HS	Cypress, Texas (Cypress Ranch HS)
44	Slade Roy	SNP	6-3	225	JR-1L	Charlotte, N.C. (South Mecklenburg HS/East Carolina)
45	Jake Davis	SNP	6-1	215	FR-RS	Austin, Texas (Westwood HS)
45	GiVanni Peterson	TE	6-5	256	SO-SQ	Highlands Ranch, Colo. (Valor Christian HS)
46	Badger Hargett	P	5-8	180	FR-HS	Lafayette, La. (Ascension Episcopal HS)

Alphabetical Roster

NO.	NAME	POS.
47	Aristotle Abraham II	S
71	Tyree Adams	OL
24	Zy Alexander	CB
6	Jordan Allen	S
1	Aaron Anderson	WR
75	Braden Augustus	OL
38	Darian Blount	CB
42	Lane Blue	DE
67	Bo Bordelon	OT
32	Tre Bradford	RB
19	Jay Bramblett	P
44	Christian Brathwaite	LB
3	Greg Brooks Jr.	S
14	Jalen Brown	WR
8	Major Burns	S
21	Noah Cain	RB
66	Will Campbell	OT
97	Dylan Carpenter	JACK
79	DJ Chester	C
22	Duce Chestnut	CB
80	Gregory Clayton Jr.	WR
10	Rickie Collins	QB
36	Aidan Corbello	PK
5	Jayden Daniels	QB
45	Jake Davis	SNP
72	Garrett Dellinger	OL
31	Nathan Dibert	PK
3	Logan Diggs	RB
4	John Emery Jr.	RB
49	Jonathan Ferguson	SNP
70	Miles Frazier	OG
31	Everett Garard	CB
89	Connor Gilbreath	TE
22	Armoni Goodwin	RB
90	Jacobian Guillory	DT
16	George Hamsley	QB
46	Badger Hargett	P
10	Denver Harris	CB
53	Lance Heard	OL
28	Cowinn Helaire	WR
98	Preston Hickey	DT
95	Tygee Hill	DT
17	Chris Hilton Jr.	WR
25	Trey Holly	RB
11	Jaxon Howard	LB
29	Jeremiah Hughes	CB
24	Landon Ibieta	WR
55	Jake Ibieta	DE
23	Kylin Jackson	S
26	Kaleb Jackson	RB
43	Matt Jayne	LB
99	Jordan Jefferson	DT
12	JK Johnson	CB
35	Sa'i'vion Jones	DE
50	Emery Jones Jr.	OT/G
91	JC Kwasny	DE
2	Kyren Lacy	WR
30	Malachi Lane	RB
19	Matthew Langlois	S
81	Bryce Langston	DT
46	Shelby Lee Jr.	LB
96	Jalen Lee	DT
85	Gabe Leonards	TE
54	Martin Lunsford	LB
78	Mason Lunsford	OL
55	Kimo Makane'ole	OL
52	Princeton Malbrue	LB
84	Mac Markway	TE
77	Marlon Martinez	OL
83	Jackson McGohan	TE

2023 LSU Fighting Tigers



Numerical Roster

NO.	NAME	POS.	HT.	WT.	CLASS-EXP	HOMETOWN (HIGH SCHOOL/PREVIOUS SCHOOL)
46	Shelby Lee Jr.	LB	6-0	230	JR-SQ	DeSoto, Texas (DeSoto HS)
47	Aristotle Abraham II	S	5-11	190	SO-SQ	Mansfield, Texas (Lake Ridge HS)
48	Sloan Wright	LB	6-1	235	JR-SQ	Lafayette, La. (St. Thomas More HS)
49	Jonathan Ferguson	SNP	6-2	227	SO-SQ	Sacramento, Calif. (Davis Senior HS)
50	Emery Jones Jr.	OL	6-6	315	SO-1L	Baton Rouge, La. (Catholic HS)
52	Princeton Malbrue	LB	6-2	215	SO-1L	Carencro, La. (Lafayette Christian Academy/Northwestern St.)
52	Kobe Roberts	OL	6-5	287	JR-RS	Buford, Ga. (Mill Creek HS)
53	Lance Heard	OL	6-6	340	FR-HS	Monroe, La. (Neville HS)
54	Martin Lunsford	LB	6-0	196	FR-HS	Knoxville, Iowa (Marriotts Ridge HS)
55	Jake Ibieta	DE	6-1	238	FR-HS	Metairie, La. (Country Day HS)
55	Kimo Makane'ole	OL	6-4	310	SO-SQ	Niceville, Fla. (Niceville HS)
65	Paul Mubenga	OL	6-5	305	FR-HS	Buford, Ga. (Buford HS)
66	Will Campbell	OL	6-6	325	SO-1L	Monroe, La. (Neville HS)
67	Bo Bordelon	OL	6-6	310	FR-RS	Raceland, La. (Isidore Newman School)
68	Fitzgerald West Jr.	DT	6-3	285	FR-RS	Lafayette, La. (Lafayette Christian Academy)
69	Charles Turner III	OL	6-4	300	SR-3L	Canton, Ohio (IMG Academy)
70	Miles Frazier	OL	6-6	335	JR-1L	Cherry Hill, N.J. (Milford Academy/Florida International)
71	Tyree Adams	OL	6-7	300	FR-HS	Marrero, La. (St. Augustine HS)
72	Garrett Dellinger	OL	6-5	325	JR-2L	Clarkston, Mich. (Clarkston HS)
75	Braden Augustus	OL	6-2	298	FR-HS	Baton Rouge, La. (The Dunham School)
76	Christian Stamps	OL	6-1	340	FR-HS	Metairie, La. (Archbishop Rummel HS)
77	Marlon Martinez	OL	6-5	330	SR-3L	Fort Lauderdale, Fla. (St. Thomas Aquinas HS)
78	Mason Lunsford	OL	6-7	300	JR-TR	Knoxville, Iowa (Our Lady of Good Counsel HS/Maryland)
79	DJ Chester	OL	6-6	320	FR-HS	Conyers, Ga. (Eagle's Landing Christian Academy)
80	Gregory Clayton Jr.	WR	5-11	193	SR-1L	Lutcher, La. (Lutcher HS/UTSA)
81	Bryce Langston	DT	6-3	300	SO-SQ	Ocala, Fla. (Vanguard HS)
81	RJ Willis	WR	6-0	185	SO-SQ	Riverside, Calif. (Centennial HS)
82	Khai Pread	WR	6-0	202	FR-HS	Belle Rose, La. (St. James HS)
83	Jackson McGohan	TE	6-4	235	FR-HS	Miamisburg, Ohio (Miamisburg HS)
84	Mac Markway	TE	6-4	250	FR-HS	St. Louis, Mo. (De Smet Jesuit HS)
85	Gabe Leonards	TE	6-2	226	SO-SQ	Crowley, La. (Notre Dame HS)
86	Mason Taylor	TE	6-6	255	SO-1L	Plantation, Fla. (St. Thomas Aquinas HS)
87	Noah Nash	WR	5-11	182	SO-SQ	Baton Rouge, La. (Catholic HS)
88	Ka'Morreun Pimpton	TE	6-6	242	FR-HS	Fort Worth, Texas (North Crowley HS)
89	Connor Gilbreath	TE	6-5	272	SO-JC	Redding, Calif. (University Prep HS/Butte College)
90	Jacobian Guillory	DT	6-2	320	JR-2L	Alexandria, La. (Alexandria Senior HS)
91	JC Kwasny	DE	6-3	219	FR-HS	Madison, Miss. (Madison-Ridgeland Academy)
93	Quency Wiggins	DE	6-6	265	FR-RS	Napoleonville, La. (Madison Prep Academy)
94	Paris Shand	DE	6-5	280	JR-TR	Toronto, Ontario, Canada (The Loomis Chaffee School/Arizona)
95	Tygee Hill	DT	6-3	288	FR-RS	New Orleans, La. (Edna Karr HS)
96	Jalen Lee	DT	6-3	308	JR-TR	Watson, La. (Live Oak HS/Florida)
97	Dylan Carpenter	JACK	6-4	248	FR-HS	St. Amant, La. (St. Amant HS)
98	Preston Hickey	DT	6-1	300	FR-TR	Mandeville, La. (St. Paul's HS/Oklahoma State)
99	Jordan Jefferson	DT	6-4	317	SR-TR	Navarre, Fla. (Navarre HS/West Virginia)

Alphabetical Roster

NO.	NAME	POS.
65	Paul Mubenga	OL
8	Malik Nabers	WR
87	Noah Nash	WR
33	Javen Nicholas	WR
13	Garrett Nussmeier	QB
15	Matt O'Dowd	QB
2	Ovie Oghoufo	JACK
12	Kyle Parker	WR
30	Greg Penn III	LB
4	Harold Perkins Jr.	LB
45	GiVanni Peterson	TE
88	Ka'Morreun Pimpton	TE
82	Khai Pread	WR
34	Damian Ramos	PK
52	Kobe Roberts	OL
34	Ryan Robinson Jr.	CB
44	Slade Roy	SNP
15	Sage Ryan	S
14	Andre' Sam	S
6	Shelton Sampson Jr.	WR
94	Paris Shand	DE
39	Tyson Short	S
0	Maason Smith	DT
1	Omar Speights	LB
41	Welton Spottsville	S
26	Ashton Stamps	CB
76	Christian Stamps	OL
13	Brady Swinson	JACK
86	Mason Taylor	TE
11	Brian Thomas Jr.	WR
38	Peyton Todd	P
25	Javien Toviano	S
69	Charles Turner III	C
33	West Weeks	LB
40	Whit Weeks	LB
5	Laterrance Welch	CB
68	Fitzgerald West Jr.	DT
93	Quency Wiggins	DE
27	Josh Williams	RB
81	RJ Willis	WR
16	Quad Wilson	S
18	Mekhi Wingo	DT
17	Da'Shawn Womack	DE
48	Sloan Wright	LB
21	Ryan Yaites	S

Pronunciation Guide

NO.	NAME	PRONUNCIATION
44	Christian Braithwaite	brath-wait
72	Garrett Dellinger	dell-in-ger
31	Nathan Dibert	die-bert
31	Everett Garard	guh-rard
90	Jacobian Guillory	Juh-cō-bē-an
95	Tygee Hill	tie-gee
24	Landon Ibieta	eye-bee-et-uh
55	Jake Ibieta	eye-bee-et-uh
35	Sai'vion Jones	say-vee-ahn
2	Kyren Lacy	kie-ren
14	Matthew Langlois	lan-wah
55	Kimo Makane'ole	key-moe mack-uh-nay-oh-lay
52	Princeton Malbrue	mahl-brew

NO.	NAME	PRONUNCIATION
65	Paul Mubenga	moo-bing-uh
8	Malik Nabers	muh-leek nay-bers
13	Garrett Nussmeier	nuss-my-er
2	Ovie Oghoufo	OH-vee uh-GO-fu
88	Ka'Morreun Pimpton	kuh-more-ee-un
82	Khai Pread	kie preen
34	Damian Ramos	RAH-mōs
0	Maason Smith	may-sun
1	Omar Speights	spates
13	Brady Swinson	bray-din
92	Mekhi Wingo	muh-kye
17	Da'Shawn Womack	duh-shawn



71

Tyree Adams

Offensive Line
6-6 · 282 · Fr. · HS
Marrero, La. (St. Augustine)

HIGH SCHOOL

A four-star offensive lineman from St. Augustine High School in New Orleans ... Ranked No. 14 at his position nationally and as Louisiana's No. 11 overall prospect in the On3 composite ... Listed at No. 7 nationally his position and No. 7 in the state by Rivals.com ... Position coach at St. Augustine was former LSU center Elliott Porter ... First team all-district 9-5A as a senior in 2022 ... Graduate of same high school that produced LSU greats Leonard Fournette and Tyrann Mathieu along with current Tiger coaches Cortez Hankton, Frank Wilson and Carter Sheridan.



24

Zy Alexander

Cornerback
6-2 · 188 · Jr.-Trf.
Loreauville, La. (Loreauville HS/Southeastern Louisiana)

- 2022 First Team All-Southland Conference
- 2021 Second Team FCS All-America (Stats Perform)
- 2021 Third Team FCS All-America (AP)
- 2021 First Team All-Southland Conference
- 2021 First Team All-Louisiana

Transfer from Southeastern Louisiana where he was a 3-year starter for the Lions ... Helped the Lions to back-to-back appearances in the FCS Playoffs in 2021 and 2022 ... Lions went 9-4 in both 2021 and 2022, falling in the second round of the FCS Playoffs each year ... Twice named first team All-Southland Conference ... Earned All-America honors in 2021 ... Appeared in 31 games at Southeastern, registering 97 tackles, 12 pass breakups and 9 interceptions ... Enrolled at LSU during the spring and took part in spring practice ... Majoring in sport administration.

JUNIOR SEASON (2023)

Recorded five tackles and one INT vs. Army ... Led Tigers in tackles vs. Auburn with eight stops and two PBUs ... LSU's leading tackler at Missouri with seven total stops ... Posted two tackles and two PBUs at Ole Miss ... Recorded five tackles, one interception and one PBU vs. Arkansas ... Logged three tackles at Mississippi State in starting corner role ... Started at cornerback vs. Grambling, recording a team-best six tackles with two PBUs ... Recorded his first career start in the season opener against Florida State and finished with seven tackles.

ZY ALEXANDERS' CAREER HIGHS

Tackles: 9 at Southern Illinois, 2020 (at Southeastern)
Interceptions: 1, 11x (Last: vs. Army, 2023) (at LSU)
Passes Defended: 2, three times (Last: at Ole Miss, 2023) (at LSU)

ZY ALEXANDER'S CAREER STATS

YEAR	G	UT	AT	TT	TFL	Sacks	PBU	QBH	INT	FF	FR
2020 (SLU)	6	22	9	31	0	0	1	0	0	1	0
2021 (SLU)	13	32	7	39	0	0	7	0	6-43	1	0
2022 (SLU)	12	20	7	27	0	0	4	0	3-95	0	0
2023 (LSU)	8	30	13	43	0	0	7	0	2-28	0	0
Totals	39	104	36	140	0	0	19	0	11-166	2	0



6

Jordan Allen

Defensive Back
5-11 · 195 · Fr./RS
Lafayette, La. (Lafayette Christian Academy)

Talented defensive back who was part of Brian Kelly's first signing class at LSU ... Redshirted as a true freshman in 2022 after appearing in 4 games ... Can play a variety of positions on the field, but should be a contributor in the secondary for the Tigers in 2023 ... Majoring in sport administration.

TRUE FRESHMAN SEASON (2022)

Appeared in 4 games, seeing action in both the secondary and special teams ... Played against Southern, Mississippi State, New Mexico, and Purdue in the Citrus Bowl ... Recorded 2 tackles.

HIGH SCHOOL

Standout defensive back at Lafayette Christian Academy ... Ranked as a three-star cornerback by ESPN, Rivals and 247Sports ... Helped LCA to a 10-1 record and a Division III state championship in 2020 where the Knights defeated St. Charles, 12-7 ... Team advanced to Division III state title game in 2021 ...

Ranked No. 20 overall prospect from the state of Louisiana by 247Sports ... Coached by former LSU standout linebacker Trev Faulk.

JORDAN ALLEN'S CAREER HIGHS

Tackles: 1, 3x (Last: at Alabama, 2023; First: vs. Southern, 2022)
Tackles for Loss: 0
Sacks: 0
Interceptions: 0

JORDAN ALLEN'S CAREER DEFENSIVE STATS

YEAR	G-GS	UT	AT	TT	TFL	Sacks	PBU	QBH	INT	FF	FR
2022	4-0	2	0	2	0-0	0-0	0	0	0	0	0
2023	3-0	1	0	1	0-0	0-0	0	0	0	0	0
Totals	7-0	3	0	3	0-0	0-0	0	0	0	0	0



1

Aaron Anderson

Wide Receiver/Return Specialist
5-8 · 180 · Fr.-Trf.
New Orleans, La. (Edna Karr HS/Alabama)

One of the nation's top prep wide receivers for the Class of 2022 ... Native of New Orleans and prepped at Edna Karr High School ... Spent one season at Alabama and redshirted after appearing in one game for the Crimson Tide in 2022 ... Officially transferred to LSU in December of 2022 ... Took part in spring practice ... Tremendous speed and change-of-direction ability ... Will help LSU in the return game ... Majoring in sport administration.

SOPHOMORE SEASON (2023)

Recorded two catches for 12 yards vs. Army ... Caught two passes for 14 yards vs. Auburn ... Logged two catches for 14 yards vs. Arkansas ... Started at wide receiver at Mississippi State and caught one pass for -1 yard ... Caught four passes for 13 yards in Week 2 vs. Grambling ... Started in the season opener against Florida State at receiver and kick returner; recorded the first reception of his collegiate career for 7 yards and added 3 kick returns for 39 yards.

AARON ANDERSON'S CAREER STATS

YEAR	G-GS	REC.	YDS.	TD	LG
2022 (Alabama)	1-0	0	0	0	0
2023 (LSU)	8-2	12	59	0	14
Total	9-2	12	59	0	14



67

Bo Bordelon

Offensive Line
6-6 · 295 · Fr./RS
Raceland, La. (Newman High School)

• 2022 First-Year SEC Academic Honor Roll

Talented offensive lineman who is a second-generation Tiger ... Following in the footsteps of his dad Ben Bordelon, who was a standout offensive lineman for the Tigers in the 1990s ... Versatile player who can lineup at any position on the offensive line ... He called signing with LSU as a "dream come true" ... Redshirted as a true freshman in 2022 after appearing in 3 games ... Played a total of 15 snaps as a true freshman ... Took part in LSU's Study Abroad program in May of 2023 when he joined 10 of his teammates on a 10-day trip to Senegal ... Named to the First-Year SEC Academic Honor Roll ... Majoring in management.

REDSHIRT FRESHMAN SEASON (2023)

Played as a back-up tackle in Week 2 vs. Grambling and in Week 8 vs. Army.

TRUE FRESHMAN SEASON (2022)

Redshirted as a true freshman ... Appeared in 3 games - Southern, New Mexico and Purdue in the Citrus Bowl ... Logged a total of 15 snaps ... Played season-high 8 snaps vs. Southern in his LSU debut ... Played 3 offensive snaps vs. New Mexico and 4 vs. Purdue.

HIGH SCHOOL

One of the top offensive linemen in the state of Louisiana for the Class of 2022 ... Played final two seasons at Newman in New Orleans after transferring from E.D. White ... Helped Newman to back-to-back appearances in the Louisiana Division III state semifinals in 2020 and 2021 ... Team posted a 9-1 mark in 2020 ... Rated a four-star prospect by ESPN and Rivals and three-stars by 247Sports... No. 27 prospect state-wide and No. 45 in the nation by 247Sports... Named to the 2022 Under Armour All-America game roster... Father, Ben Bordelon, was an All-SEC lineman for the Tigers in the 1990s and played professionally for the San Diego Chargers.



32

Tre Bradford

Running Back
6-0 · 190 · So./1L
Dallas, Texas (Lancaster High School)

Returned the LSU football team in the summer of 2023 after a two-year absence ... Originally signed with the Tigers as part of the class of 2020 ... He played in 5 games in 2020 and then saw action in 1 contest in 2021 before withdrawing from school following the season ... Spent the summer of 2022 on the roster at Oklahoma before returning to school at LSU.

SOPHOMORE SEASON (2023)

Opened season as the starter at running back against Florida State ... Hauled in a 55-yard pass from Jayden Daniels on a wheel route on LSU's first play from scrimmage against Florida State ... Rushed 4 times for 1 yard vs. the Seminoles ... Scored first rushing TD of LSU career late in first quarter against Seminoles on a 1-yard run, tying the game at 7-7.

Tre Bradford's Career Highs

Rushing attempts: 9 vs. Ole Miss, 2020
Rushing yards: 53 vs. Ole Miss, 2020
Rushing TDs: 1 vs. Florida State, 2023
Long rush: 12 vs. Ole Miss, 2023
Receptions: 1, 2x (Last: vs. Florida State, 2023; First: at Florida, 2020)
Receiving Yards: 55 vs. Florida State, 2023
Receiving TDs: 1 at Florida, 2020
Long reception: 55 vs. Florida State, 2023

TRE BRADFORD'S CAREER RUSHING STATISTICS

YEAR	G-GS	No.	Yards	TD	Long
2020	5-1	10	58	0	12
2021	1-0	2	11	0	6
2022	-- DNP --				
2023	1-1	4	1	0	4
Totals	7-2	16	70	0	12

TRE BRADFORD'S CAREER RECEIVING STATISTICS

Year	No.	Yards	TD	Long
2020	3	13	1	12
2021	0	0	0	0
2022	-- DNP --			
2023	1	55	0	55
TOTAL	4	68	1	55



19

Jay Bramblett

Punter
6-2 · 202 · Sr./1L
Tuscaloosa, Ala. (Hillcrest High School/ Notre Dame)

- 2023 Second Team CSC Academic All-America
- 2023 Hampshire Honor Society (National Football Foundation)

One of the nation's top punters entering the 2023 seasons ... Will play his fifth season of college football in 2023 ... Transferred to LSU from Notre Dame for the 2022 season after serving as the punter for the Irish for 3 years ... Entered final season of college football with a 42.2 career average on 213 punts ... 67 of his punts were downed inside the 20-yard line, including 18 last year at LSU ... His 44.51 average last year with the Tigers ranks No. 7 on LSU's single-season Top 10 list ... Earned second team Academic All-America honors in 2022 ... Also serves as LSU's holder on placekicks ... At Notre Dame, averaged 41.6 yards on 164 punts in his 3 seasons with the Irish ... Native of Tuscaloosa, Alabama ... Punted and played quarterback at Hillcrest High School ... Received his undergraduate degree from Notre Dame and is pursuing a Master's degree at LSU in leadership and human resource development ... Has 44 career punts of 50 yards or longer with a long of 72 yards against Wisconsin in 2021

FIFTH-YEAR SENIOR SEASON (2023 at LSU)

Recorded two punts for a 36.5 yard average at Alabama ... Punted once for 41 yards vs. Army ... Punted once for 44 yards vs. Auburn ... Punted three times for a 43.7 yard average at Missouri, including a 57-yarder and two kicks inside the 20-yard line ... Logged three punts for a 43.3 yard average at Ole Miss, with one punt downed inside the 20-yard line ... Punted twice for a 38.0 yard average vs. Arkansas ... Recorded two punts for a 38.5 yard average at Mississippi State ... Punted three times in the season opener against Florida State with two being downed inside the 20, including one on the 1-yard line ... Averaged 45.0 yards with a long kick of 65 yards.

JAY BRAMBLETT'S CAREER HIGHS

Punts: 10 at Michigan, 2019 (at Notre Dame)
Punting Yards: 423 at Michigan, 2019 (at Notre Dame)
Average: 54.0 vs. Tennessee, 2022 (at LSU)
Longest Punt: 72 vs. Wisconsin, 2021 (at Notre Dame)
Punts Inside 20: 4, 3x (Last: at Auburn, 2022) (at LSU)

JAY BRAMBLETT'S CAREER PUNTING STATISTICS

Year	G	No.	Yds.	Avg.	LG	TB	FC	I20	50+
2019 (Notre Dame)	13	63	2,485	39.4	61	2	24	18	5
2020 (Notre Dame)	12	43	1,839	42.8	59	1	15	12	10
2021 (Notre Dame)	13	58	2,502	43.1	72	3	22	19	13
2022 (LSU)	14	49	2,181	44.5	66	4	17	18	15
2023	9	17	707	41.6	65	1	6	5	2
Notre Dame Totals	38	164	6,826	41.6	72	6	61	49	28
LSU Totals	23	66	2,888	43.8	66	5	23	23	17
College Totals	61	230	9,714	42.2	72	11	84	72	45



44

Christian Brathwaite

Linebacker
6-1 · 213 · Fr. · HS
Cypress, Texas (Cypress Ranch)

TRUE FRESHMAN SEASON (2023)

Recorded two tackles vs. Auburn ... Made collegiate debut at Missouri in Week 6 and posted one stop.

HIGH SCHOOL

Versatile linebacker from Cypress Ranch High School ... Rated with 4-stars from ESPN.com and 247Sports ... Ranked as the No. 10 player at his position nationally by ESPN.com and No. 20 by Rivals.com ... Logged 104 tackles, 12 tackles for loss and 9 sacks as a senior in 2022 ... Blocked a kick on special teams to go along with an interception and a pair of forced fumbles ... Junior season was slowed due to injuries ... Had 38 tackles and 2 tackles for loss as a sophomore in 2020.



3

Greg Brooks Jr.

Defensive Back
5-10 · 187 · Sr./1L
Harvey, La. (West Jefferson High School/Arkansas)

All-around outstanding player in the secondary who made an immediate impact in his first year at LSU in 2022 ... Has the ability to make plays all over the field ... Equally as effective defending the pass or the run ... Transferred to LSU after starting for three years in the defensive backfield at Arkansas from 2019-21 ... Native of Harvey, La., and prepped at West Jefferson High School ... Started 13 of 14 games in his first year with the Tigers and entered his final season of college ball with 48 appearances and 44 starts ... Started 31 of the games he appeared in at Arkansas ... Prior to LSU, racked up 112 tackles, 5.5 tackles for loss, broke up 12 passes and hauled in 4 interceptions ... Helped turn around an Arkansas program that didn't win a conference game in 2019 to winning nine games, including a victory over Penn State in the Outback Bowl in 2021 ... Entered 2023 with career totals of 178 tackles, 8.5 tackles for loss, 15 pass breakups and 6 interceptions ... Majoring in sport administration.

SENIOR SEASON (2023)

Posted four tackles in Week 2 vs. Grambling .. Started in the season opener against Florida State; recorded four tackles and broke up two passes.

HIGH SCHOOL

Four-star prospect by Rivals and ESPN at West Jefferson High School ... Rated as the No. 35 cornerback in the nation and 18th overall in the state of Louisiana by ESPN ... Four-year varsity letterwinner at West Jefferson High School in Harvey, Louisiana ... Racked up 55 tackles and five interceptions as a junior in 2017 for the Buccaneers ... Father Greg Brooks Sr. played collegiate football as a defensive back for one year at Michigan and three seasons at Southern Miss before being drafted in the sixth round of the 2004 NFL Draft by the Cincinnati Bengals.

GREG BROOKS JR. CAREER HIGHS

Tackles: 10 vs. Tennessee, 2022 (at LSU)
Tackles for loss: 1.5 vs. Ole Miss, 2020 (at Arkansas)
Sacks: 1 vs. New Mexico, 2022 (at LSU)
Interceptions: 1, 6x (Last: 1 vs. Purdue, 2023 Citrus Bowl) (at LSU)

GREG BROOKS JR. CAREER STATISTICS

YEAR	G-GS	UT	AT	TT	TFL	Sacks	PBU	QBH	INT	FF	FR
2019 (Arkansas)	12-12	13	12	25	0	0	4	0	1	0	0
2020 (Arkansas)	9-8	22	17	39	3	0	3	0	2	0	0
2021 (Arkansas)	13-11	23	25	48	2.5	0	5	0	1	0	0
2022 (LSU)	14-13	34	32	66	3.0-11	1-3	3	0	2-30	1	0
2023 (LSU)	2-1	1	7	8	0.5-1	0	2	1	0	0	0
Arkansas Totals	34-31	58	54	112	5.5	0	12	0	4	0	0
LSU Totals	16-14	35	39	74	3.5-12	1-3	5	1	2-30	1	0
College Totals	50-45	93	93	186	9.0	1	17	1	6	1	0



14
Jalen Brown
 Wide Receiver
 6-1 • 173 • Fr. • HS
 Miami, Fla. (Gulliver Prep)

Graduated early from high school and enrolled at LSU in January ... Took part in spring practice ... Majoring in sport administration.

HIGH SCHOOL

One of the nation's top receiver prospects for the Class of 2023 ... A consensus 4-star receiver who is ranked as high as No. 11 nationally at his position by ESPN.com ... In On3 composite rankings, rated No. 62 overall nationally and the No. 15 wide receiver ... In 6 games in 2022, caught 22 passes for 401 yards and 3 TDs ... Hauled in 111 passes during his prep career for 2,396 yards and 25 TDs ... Named to MaxPreps Junior All-American second-team offense... Also was a Miami Herald All-Dade 5A-IND selection... Team went 11-2 and made Florida's 4A State playoffs in 2021 after advancing to the semifinals in 2020 ... Also runs track... Regional champion in the 100-meter dash as a sophomore... A state qualifier in the 200-meter dash who has been clocked at 20.98.



8
Major Burns
 Safety
 6-2 • 190 • Jr. • 2L
 Baton Rouge, La. (Madison Prep/University of Georgia)

Veteran team leader who is in his third season with the Tigers ... Played true freshman season at Georgia in 2020 ... Very vocal player who plays with tremendous confidence ... Makes others around him better with his play and leadership ... Flies to the football and is a ball hawk in the secondary ... Tenacious hitter ... Missed time due to injuries in both 2021 and 2022 ... Started first 5 games of the 2021 season before suffering a foot injury that sidelined him for remainder of year ... Started first 3 games in 2022 before an injury sidelined him for 5 games ... entering the 2023 season, he had appeared in 20 games (14 at LSU, 6 at Georgia) with 10 starts, all coming at LSU ... entering 2023, he had posted 68 career tackles, 3.5 tackles for loss and an interception ... Majoring in sport administration.

JUNIOR SEASON (2023)

Posted eight tackles and one PBU at Alabama ... Recorded six tackles and one QB hurry vs. Army ... Logged three tackles vs. Auburn ... Sealed win at Missouri with a 17-yard interception return for a TD with 34 seconds remaining in the game; also recorded four tackles in the contest ... Recorded 11 tackles and one PBU at Ole Miss ... Logged a career-high 12 tackles vs. Arkansas ... Posted two tackles, including 1.0 sack for -3 yards, at Mississippi State ... Recorded five tackles in Week 2 vs. Grambling ... Started in the season opener against Florida State and recorded a team-high eight tackles.

MAJOR BURNS' CAREER HIGHS

Tackles: 12 vs. Arkansas, 2023

Tackles for loss: 2 vs. Florida State, 2022

Sacks: 1.0 at Mississippi State, 2023

Interceptions: 1, 2x - at Missouri, 2023; vs. Central Michigan, 2021

MAJOR BURNS' CAREER STATISTICS

YEAR	G-GS	UT	AT	TT	TFL	Sacks	PBU	QBH	INT	FF	FR
2020 (Georgia)	6-0	3	2	5	0-0	0-0	0	0	0	0	0
2021 (LSU)	5-5	16	9	25	0-0	0-0	2	0	1-18	0	0
2022 (LSU)	9-5	22	16	38	3.5-6	0-0	3	1	0	0	0
2023 (LSU)	9-9	25	34	59	1.0-3	1.0-3	2	2	1-17	0	0
Georgia Totals	6-0	3	2	5	0-0	0-0	0	0	0	0	0
LSU Totals	23-19	63	59	122	4.5-9	1.0-3	7	3	2-35	0	0
Colleges Totals	29-19	66	61	127	4.5-9	1.0-3	7	3	2-35	0	0



21
Noah Cain
 Running Back
 5-10 • 220 • Sr./1L
 Baton Rouge, La. (IMG Academy/Penn State)

- Penn State Graduate (Communications - May, 2022)
- 2021 Academic All-Big Ten
- 2020 Academic All-Big Ten

Enters second year on LSU roster after transferring from Penn State ... Spent three years at Penn State before joining the Tigers for the 2022 season ... Made an immediate impact in debut season with the Tigers ... Key component in LSU's running game ... Powerful runner who also helps in both pass protection and catching the football out of the backfield ... Led all LSU running backs in touchdowns with 10 and finished third on the team in rushing yards with 409 ... Caught 9 passes for 76 yards ... In college career, has appeared in 38 games (24 at Penn State, 14 at LSU) with 11 starts (8 at Penn State, 3 at LSU) ... Has 1,199 career rushing yards and 22 rushing TDs (790 and 12 TDs at Penn State, 409 yards and 10 TDs at LSU) ... Two-time member of the Academic All-Big Ten team (2020 and 2021) ... Native of Baton Rouge ... Family was forced to relocate after Hurricane Katrina in 2005 ... Moved to Denton, Texas Prepped at Guyer High School in Texas before transferring to IMG Academy for his final two years of high school ... Graduated from Penn State in May of 2022 with a degree in communications ... Pursuing a master's degree at LSU ... Joined 10 of his teammates for LSU's Study Abroad trip in May of 2023 ... The group spent 10 days in Africa.

SENIOR SEASON (2023)

Logged seven carries for 40 yards and a two-yard TD vs. Army ... Rushed three times for 15 yards at Mississippi State ... Carried seven times for 33 yards vs. Grambling, scoring on a one-yard plunge ... Rushed for a touchdown in the season opener against Florida State.

NOAH CAIN'S CAREER RUSHING HIGHS

Rush attempts: 22 at Iowa, 2019 (Penn State)

Rushing yards: 105 vs. Purdue, 2019 (Penn State)

Rushing TDs: 3 vs. Texas & AM, 2022 (LSU)

Longest Rush: 49 vs. New Mexico, 2022 (LSU)

NOAH CAIN'S CAREER RECEIVING HIGHS

Receptions: 5 at Wisconsin, 2021 (Penn State)

Receiving yards: 31 vs. Tennessee, 2022 (LSU)

Touchdowns: 0

Long reception: 27 vs. Tennessee, 2022 (LSU)

NOAH CAIN'S CAREER RUSHING STATISTICS

YEAR	G-GS	Att.	Yards	TD	Long
2019 (Penn State)	10-1	84	443	8	27
2020 (Penn State)	1-1	3	13	0	7
2021 (Penn State)	13-6	106	350	4	34
2022 (LSU)	14-3	76	409	10	49 (TD)
2023 (LSU)	9-0	22	93	3	15
Penn State Totals	24-8	193	806	12	34
LSU Totals	23-3	98	502	13	49 (TD)
TOTAL	47-11	291	1,308	25	49 (TD)

NOAH CAIN'S CAREER RECEIVING STATISTICS

YEAR	G	Att.	Yards	TD	Long
2019	10	7	52	0	20
2020	1	0	0	0	0
2021	13	17	102	0	16
2022	14	9	76	0	27
2023	9	0	0	0	0
Penn State Totals	24	24	154	0	20
LSU Totals	23	9	76	0	27
TOTAL	47	33	230	0	27



66

Will Campbell

Offensive Tackle

6-6 • 325 • So./1L

Monroe, La. (Neville High School)

- **2022 Freshman All-America (Football Writers Association of America)**
- **2022 True Freshman All-America (ESPN)**
- **2022 First Team Freshman All-America (College Football News)**
- **2022 Second Team All-SEC (Coaches)**
- **2022 Freshman All-SEC (Coaches)**
- **2022 SEC Offensive Lineman of the Week vs. Florida**
- **2022 LSU Offensive Lineman of the Year**

Had as an impressive true freshman season as any player in LSU history ... Made an immediate impact when he joined the Tigers in January of 2022 as an early enrollee ... Took only a few spring practices before emerging as a player who couldn't be kept out of the lineup ... Joined right tackle Emery Jones and tight end Mason Taylor as 3 true freshman starters on offense for the Tigers in 2022 – the first time in school history an offensive lineup has featured 3 true freshmen as primary starters ... Named Freshman All-America by the Football Writers Association of America and College Football News and True Freshman All-America by ESPN ... Named second team All-SEC as well as being a member of the Freshman All-SEC Team ... Played every offensive snap in the 8 games he played against SEC opponents ... A true leader in every aspect ... Hard worker who never takes a play off, in game or in practice ... Brings toughness, a true understanding of the game, and size and strength to the field necessary to be a dominant offensive lineman in the SEC ... Excels in every facet of offensive line play ... Has quick feet, good hands and displays outstanding technique ... Still improving and used the spring of 2023 to continue his development under the guidance of offensive line coach Brad Davis ... Entered the 2023 season with 13 appearances, all starts, and 882 offensive snaps to his credit ... His dad, Brian, played college football at East Texas State University (now Texas A&M-Commerce) ... Majoring in sport administration

SOPHOMORE SEASON (2023)

Starting left tackle for the Tigers in Weeks 1-9 vs. Florida State, Grambling, Mississippi State, Arkansas, Ole Miss, Missouri, Auburn, Army and Alabama.



97

Dylan Carpenter

JACK

6-4 • 234 • Fr. • HS

St. Amant, La. (St. Amant)

TRUE FRESHMAN SEASON (2023)

Recorded one tackle vs. Army.

HIGH SCHOOL

A consensus 3-star edge rusher from St. Amant High School ... Versatile defender who played linebacker, defensive end and edge rusher in high school ... Listed with 4-stars by On3 and ranked No. 31 at his position nationally ... Ranked No. 44 nationally at his position and No. 21 in the state of Louisiana by 247Sports ... Selected to the 2022 5A/4A All-Metro Football team for Baton Rouge following senior season ... First team All-District 5-5A in 2022 ... District 5-5A defensive most valuable player and Ascension Parish Defensive MVP in 2021 ... As a junior, recorded 29 QB hurries, 17 tackles for loss and 7 sacks.



79

DJ Chester

Offensive Line

6-4 • 315 • Fr. • HS

Conyers, Ga. (Eagle's Landing Christian Academy)

TRUE FRESHMAN SEASON (2023)

Played significant snaps at center in LSU's win at Missouri after an injury to starting center Charles Turner III ... Made LSU debut as the back-up center in Week 2 vs. Grambling.



22

Duce Chestnut

Cornerback

6-0 • 198 • Jr. • Trf.

Camden, N.J. (Camden High School/Syracuse)

Joined the Tigers in the spring of 2023, transferring from Syracuse where he was a 2-year starter for the Orange ... Freshman All-America in 2021 as well as being runner-up for ACC Defensive Rookie of the Year ... 2-time All-ACC selection ... Started 24 games for the Orange with 83 tackles, 4 interceptions, 3.0 tackles for loss and 13 pass breakups ... Returned an interception 28 yards for a touchdown in win over Wagner in 2022 ... Name is Darian Chestnut, goes by "Duce" ... Majoring in sociology.

JUNIOR SEASON (2023 at LSU)

Posted two tackles vs. Arkansas ... Recorded 4 tackles and an interception in his LSU debut against Florida State in the season opener.

DUCE CHESTNUT'S CAREER HIGHS

Tackles: 8 vs. Ohio, 2021

Tackles for loss: 1.0 vs. Boston College, 2021

Interceptions: 1, 5x (Last: vs. Florida State, 2023)

DUCE CHESTNUT'S CAREER STATISTICS

YEAR	G-GS	UT	AT	TT	TFL	Sacks	PBU	QBH	INT	FF	FR
2021 (SU)	12-12	32	11	43	1.5-11	0-0	11	0	3-28	0	0
2022 (SU)	12-12	27	13	40	1.5-2	0-0	2	0	1-28	0	0
2023 (LSU)	3-0	4	0	4	1-4	0-0	0	0	1-2	0	0
Total	27-24	63	24	87	4.0-17	0-0	13	0	5-58	0	0



80

Gregory Clayton Jr.

Wide Receiver/Return Specialist

5-11 • 190 • Sr. • 1L

Lutcher, La. (Lutcher High School/UT San Antonio)

Enters second year at LSU after transferring from Texas-San Antonio prior to the 2022 season ... Emerged as LSU's punt return specialist in week 2 and held that position for the remainder of the season ... Appeared in 12 games in 2022, returning 11 punts for 51 yards ... Also played on kickoff return for the Tigers ... Played in 3 career games at UTSA ... Standout prep career at Lutcher High School ... Played junior college ball at Navarro College (2018) and Trinity Valley Community College (2019) ... Majoring in general business.

FIFTH-YEAR SENIOR SEASON (2023 at LSU)

Logged one punt return for 13 yards at Mississippi State ... Returned one punt for 22 yards and one kickoff for 14 yards in Week 2 vs. Grambling.

GREGORY CLAYTON'S CAREER HIGHS

Punt Returns: 3 vs. UAB, 2022

Punt Return Yards: 22 vs. Grambling, 2023

Long Punt Return: 22 vs. Grambling, 2023

GREGORY CLAYTON'S SPECIAL TEAMS STATISTICS

YEAR	G-GS	Punt Returns	Yards	TD	Long
2020 UTSA	3-0	0	0	0	0
2022 LSU	12-0	11	51	0	20
2023 LSU	8-0	2	35	0	22
College Totals	23-0	13	86	0	22



10

Rickie Collins

Quarterback

6-2 • 195 • Fr. • HS

Baton Rouge, La. (Woodlawn)

Dual threat quarterback who enrolled at LSU in January ... Participated in spring drills with the Tigers ... Rushed for 19 yards and completed 3-of-7 passes for 25 yards in LSU's spring game ... Took advantage of being an early enrollee by learning the playbook and studying under veteran quarterbacks Jayden Daniels and Garrett Nussmeier ... Majoring in mass communications.

TRUE FRESHMAN SEASON (2023)

Made LSU debut in Week 2 vs. Grambling, completing 2-of-2 passes for three yards and rushing three times for 19 yards.



5

Jayden Daniels

Quarterback

6-4 • 205 • Sr. • 1L

San Bernadino, Calif. (Cajon HS/Arizona State)

- 2023 Associated Press Midseason Second-Team All-American
- 2023 SEC Offensive Player of the Week vs. Missouri
- 2023 SEC Co-Offensive Player of the Week vs. Arkansas
- 2023 SEC Co-Offensive Player of the Week vs. Mississippi State
- 2022 SEC Offensive Player of the Week vs. Alabama
- 2022 SEC Offensive Player of the Week vs. Ole Miss
- 2022 Charles McClendon MVP Award – Offense
- 2022 Davey O'Brien Award Semifinalist
- 2019 Sun Bowl MVP (at Arizona State)

One of the nation's top quarterbacks and was listed as the No. 1 quarterback in the SEC entering the 2023 season by several publications ... Has entered his fifth season as a starting collegiate quarterback – three at Arizona State and twp at LSU ... Tremendous all-around quarterback who can make plays with his arm and feet ... Outstanding at extending the play ... Can make all the throws necessary to win in the SEC ... Much more than just a running quarterback, used the spring to better develop his downfield passing ... Has used the offseason to get bigger and stronger, added nearly 20 pounds of good weight ... Confident player who has a command of the huddle and the offense ... Brings an authority element to the playing field ... Brian Kelly says Daniels has the "CLAP" effect on the offense – clear, loud, as an order, with pauses ... Team leader who makes everyone around him better ... Coming off a historic season for LSU quarterbacks as he set school records for rushing yards by a QB (885) and rushing TDs by a QB (11) ... He also became LSU's record holder for rushing and passing TDs in the same game, doing it six times – breaking Joe Burrow's previous mark of five ... Led all quarterbacks nationally in rushing yards with 885 and was one of only two QBs to rush for 800 yards and pass for 2,500 yards – along with John Rhys Plumlee of UCF ... Has led teams to three bowl appearances ... Passed for more than 6,000 yards and 32 touchdowns in 29 games with the Sun Devils and entered 2023 season at LSU with 8,938 career passing yards and 2,173 rushing yards ... Has accounted for 106 touchdowns during his career (76 passing and 30 rushing) ... Has seven career 100-yard rushing games (5 at LSU, 2 at Arizona State) and 12 300-yard passing games (5 at Arizona State, 7 at LSU) ... He has rushed and passed for a touchdown 20 times (11 at LSU, 9 at Arizona State) ... Has a 34-18 mark as a starting quarterback, which includes a 16-7 record at LSU and 18-11 at Arizona State ... Graduated from Arizona State ... Pursuing a master's degree in liberal arts.

FIFTH-YEAR SENIOR SEASON (2023)

Rushed for a career-high 163 yards and one TD vs. Alabama while completing 15-of-24 passes for 219 yards and two TDs ... Played just the first half vs. Army and completed 11-of-15 passes for 279 yards and three TDs; also rushed for a one-yard score ... Completed 20-of-27 passes for 325 yards and three TDs in win over Auburn; also rushed 11 times for 93 yards ... Named SEC Offensive Player of the Week as he guided the offense to a total of 533 yards at Missouri; rushed 15 times for a career-high 130 yards and a 35-yard touchdown, and he completed 15-of-21 passes for 259 yards and three TDs ... Produced a phenomenal performance at Ole Miss, completing 27-of-36 passes for a career-best 414 yards and four touchdowns; also rushed 15 times for 99 yards and one TD ... Named SEC Co-Offensive Player of the Week (with South Carolina QB Spencer Rattler) for the second week in a row after completing 20-of-29 passes for 320 yards and four touchdowns, and rushing for 36 yards, vs. Arkansas ... Became in the Arkansas game just the sixth QB in NCAA history to collect 10,000 career passing yards and 2,000 career rushing yards ... Named SEC Co-Offensive Player of the Week (with LSU teammate WR Malik Nabers), as he completed 30-of-34 passes for 361 yards and two touchdowns at Mississippi State; also rushed 15 times for 64 yards and two touchdowns ... completed his first 13 passes of the MSU game and recorded his ninth career 300-yard passing outing ... Fired a career-best five touchdown passes to lead Tigers to Week 2 win over Grambling, completing 18 of 24 passes for 269 yards ... Became the fourth Tiger to throw for at least five TDs in a single game, joining Zach Mettenberger (1x in 2013), Joe Burrow (6x in 2019) and Max Johnson (1x in 2021) as LSU quarterbacks to accomplish the feat ... Daniels passed for 347 yards and touchdown while rushing for 64 yards in season opener against Florida State ... The 411 total yards of offense was his LSU best ... Surpassed 3,000 yards in his LSU career and 9,000 yards for his collegiate career ... His 347 passing yards was the most by an LSU player in a season opener.

JAYDEN DANIELS' 100-YARD RUSHING GAMES

163 at Alabama, Nov. 4, 2023 (LSU)
130 at Missouri, Oct. 7, 2023 (LSU)
125 vs. UNLV, Sept. 11, 2021 (Arizona State)
121 vs. Ole Miss, Oct. 22 (LSU)
114 vs. Florida State, Sept. 4, 2022 (LSU)
111 vs. UAB, Nov. 19, 2022 (LSU)
111 vs. Southern Cal, Nov. 7, 2020 (Arizona State)

JAYDEN DANIELS' 300-YARD PASSING GAMES

414 at Ole Miss, Sept. 30, 2023 (LSU)
408 vs. Oregon, Nov. 23, 2019 (Arizona State)
363 vs. Washington State, Oct. 12, 2019 (Arizona State)
361 at Mississippi State, Sept. 16, 2023 (LSU)
349 at Florida, Oct. 15, 2022 (LSU)
347 vs. Florida State, Sept. 3, 2023 (LSU)
345 vs. Colorado, Sept. 21, 2019 (Arizona State)
334 at Oregon State, Nov. 16, 2019 (Arizona State)
325 vs. Auburn, Oct. 14, 2023 (LSU)
320 vs. Arkansas, Sept. 23, 2023 (LSU)
304 vs. Sacramento State, Sept. 6, 2019 (Arizona State)
300 vs. Tennessee, Oct. 8, 2022 (LSU)

JAYDEN DANIELS' 200-YARD PASSING GAMES/100-YARD RUSHING GAMES

Nov. 4, 2023 at Alabama (219 passing, 163 rushing)
Oct. 7, 2023 at Missouri (259 passing, 130 rushing)
Sept. 4, 2022 vs. Florida State (209 passing, 114 rushing)

Oct. 22, 2022 vs. Ole Miss (248 passing, 121 rushing)
Nov. 19, 2022 vs. UAB (297 passing, 111 rushing)

JAYDEN DANIELS' GAMES WITH RUSHING AND PASSING TD

Nov. 4, 2023 at Alabama (2 pass, 1 rush)
Oct. 21, 2023 vs. Army (3 pass, 1 rush)
Oct. 7, 2023 at Missouri (3 pass, 1 rush)
Sept. 30, 2023 at Ole Miss (4 pass, 1 rush)
Sept. 16, 2023 at Mississippi State (2 pass, 2 rush)
Sept. 10, 2022 vs. Southern (1 rush, 3 pass)
Sept. 17, 2022 vs. Mississippi State (1 rush, 1 pass)
Oct. 15, 2022 at Florida (3 rush, 3 pass)
Oct. 22, 2022 vs. Ole Miss (3 rush, 2 pass)
Nov. 5, 2022 vs. Alabama (1 rush, 2 pass)
Nov. 19, 2022 vs. UAB (1 rush, 1 pass)
Oct. 16, 2021 at Utah (1 rush, 2 pass)
Nov. 11, 2021 at Washington (1 rush, 1 pass)
Nov. 27, 2021 vs. Arizona (1 rush, 2 pass)
Dec. 5, 2020 vs. UCLA, (1 rush, 1 pass)
Dec. 11, 2020 at Arizona (1 rush, 2 pass)
Dec. 19, 2020 at Oregon State (2 rush, 1 pass)
Aug. 29, 2019 vs. Kent State (1 rush, 2 pass)
Oct. 12, 2019 vs. Washington State (1 rush, 3 pass)
Oct. 26, 2019 at UCLA (1 rush, 3 pass)

JAYDEN DANIELS' LSU ACCOMPLISHMENTS OF NOTE

- One of two players in FBS history to throw for 11,000 yards and rush for 2,000 yards in a career
- First LSU player to pass for 5,000 yards and rush for 1,000 yards in career
- One of four QBs in LSU history to throw at least five TDs in a game (vs. Grambling, 2023)
- Single-season record holder for rushing yards by a quarterback (885 in 2022)
- Single-season record holder for rushing TDs by a quarterback (11 in 2022)
- First player to rush for 3 TDs and pass for 3 TDs in a game decided in regulation (at Florida, 2022)
- First player to rush for 100 yards and pass for 200 yards in a game decided in regulation (vs. Florida State, 2022)
- Became only player in school history to rush for 100 yards and pass for 200 yards in a game in same season when he did it a second time vs. Ole Miss (121 rush, 247 pass)
- Did it a third time in 2022 vs. UAB with 111 rushing yards and 297 passing yards
- First quarterback to lead LSU to wins at Auburn and at Florida in same season (2022)
- First quarterback to rush for a TD and pass for a TD in same game six times (2022)
- 32 completions vs. Tennessee in 2022 – ties for No. 3 in single-game LSU history
- 28 TDs accounted for in 2022 ties for No. 4 in single-season LSU history
- 3,798 yards of total offense (885 rushing, 2,913 passing) in 2022 ranks No. 2 in single-season LSU history
- Led all QBs nationally in rushing yards in 2022 with 885 yards
- One of only 2 QBs nationally with 800-plus rushing yards and 2,500-plus passing yards in 2022

JAYDEN DANIELS' CAREER PASSING HIGHS

Pass attempts: 45 vs. Tennessee, 2022 (at LSU)
Pass completions: 32 vs. Tennessee, 2022 (at LSU)
Pass yards: 414 vs. at Ole Miss, 2023 (at LSU)
Pass TDs: 5 vs. Grambling State, 2023 (at LSU)
Had intercepted: 2, 4x (Last: vs. Arizona, 2021; First: vs. UNLV, 2021)
Long pass: 86, 2x: vs. Army, 2023 (at LSU); vs. Washington State, 2019 (at Arizona State)

JAYDEN DANIELS' CAREER RUSHING HIGHS

Rush attempts: 23 vs. Ole Miss, 2022 (at LSU)
Rush yards: 163 at Alabama, 2023 (at LSU)
Rush TDs: 3, 4x (Last: vs. Ole Miss, 2022; First: at Florida, 2022) (at LSU)
Long rush: 55 at Ole Miss, 2023 (at LSU)

JAYDEN DANIELS' CAREER STATISTICS

PASSING

YEAR	G-GS	COMP	ATT	INT	YDS	TD	LONG
2019 (Arizona State)	12-12	205	338	2	2,943	17	86 (TD)
2020 (Arizona State)	4-4	49	84	1	701	5	74
2021 (Arizona State)	13-13	197	301	10	2,380	10	65
2022 (LSU)	14-14	266	388	3	2,913	17	54 (TD)
2023 (LSU)	9-9	178	247	4	2,792	27	86 (TD)
Arizona State Totals	29-29	451	723	13	6,024	32	86 (TD)
LSU Totals	23-23	444	635	7	5,705	44	86 (TD)
College Totals	52-52	895	1,358	20	11,729	76	86 (TD)

RUSHING

YEAR	ATT	YDS	TD	LONG
2019 (Arizona State)	125	355	3	27
2020 (Arizona State)	33	223	4	53
2021 (Arizona State)	138	710	6	51
2022 (LSU)	186	885	11	37
2023 (LSU)	102	684	6	55
Arizona State Totals	296	1,288	13	53
LSU Totals	288	1,569	17	55
College Totals	584	2,857	30	55



72

Garrett Dellinger

Offensive Line

6-5 • 320 • Jr. • 2L

Clarkston, Mich. (Clarkston HS)

One of the most versatile offensive linemen on the LSU roster ... Can practically play any position on the line if needed ... Dominant offensive lineman who excels in both the running game and pass protection ... Opened the 2022 season as LSU's starting center ... Shifted to left guard the following week vs. Southern ... Made an immediate impact in 2021 after graduating high school early and enrolling at LSU during the spring ... Participated in spring practice and used that time to get acclimated to the college game ... Started 4 games as a true freshman (3 at LT and 1 at LG) ... Has a constant motor and plays hard on every down ... Outstanding technique and has shown tremendous improvement under the direction of offensive line coach Brad Davis ... Has appeared in 24 games in his career, starting 13 times ... Starts have come at center (1), left tackle (3) and left guard (9) ... Majoring in finance.

JUNIOR SEASON (2023)

LSU's starting left guard in Weeks 1-9 vs. Florida State, Grambling, Mississippi State, Arkansas, Ole Miss, Missouri, Auburn, Army and Alabama.



31

Nathan Dibert

Placekicker/Kickoff Specialist

5-11 • 210 • So./1L

Hartland, Mich. (Hartland High School)

- 2022 Freshman All-SEC (Coaches)
- 2022-23 First-Year SEC Academic Honor Roll

Made an immediate impact as a true freshman for the Tigers, serving as LSU's kickoff specialist for most of the year ... Took over kickoff duties against New Mexico in week 4 and never relinquished the role ... Backup to Damian Ramos on placekicks in 2022 ... Earned Freshman All-SEC honors as well as being named to the First-Year SEC Academic Honor Roll ... Strong leg with pinpoint accuracy ... Outstanding range ... One of the nation's top prep kickers in 2021 ... Majoring in construction management.

SOPHOMORE SEASON (2023)

Five kickoffs at Alabama for a 58.4 yard average ... Kicked off 11 times for 705 yards (64.1 avg.) vs. Army with eight touchbacks ... Nine kickoffs for a 64.1 yard average and five touchbacks vs. Auburn ... Kicked off nine times for a 60.0 yard average with three touchbacks ... Eight kickoffs for a 59.1 yard average and six touchbacks at Ole Miss ... Seven kickoffs for a 57.6 yard average and four touchbacks vs. Arkansas ... Eight kickoffs for a 61.4 yard average at Mississippi State, including four touchbacks ... Kicked off 11 times vs. Grambling for an average of 59.7 yards, including three touchbacks.

NATHAN DIBERT'S CAREER HIGHS

Kickoffs: 11, 2x: vs. Army, 2023; vs. Grambling, 2023
Touchbacks: 8 vs. Army, 2023
Kickoff Yards: 705 vs. Army, 2023

NATHAN DIBERT'S SPECIAL TEAMS STATISTICS

YEAR	G	Kickoffs	Yards	Avg.	Touchbacks	Out of Bounds
2022	11	60	3,825	63.8	38	3
2023	9	71	4,333	61.0	36	1
Totals	20	131	8,158	62.3	74	4



3

Logan Diggs

Running Back

6-0 • 214 • Jr./Trf

Boutte, La. (Archbishop Rummel/Notre Dame)

Transferred to LSU from Notre Dame in May and joined the Tigers for the 2023 season ... Versatile running back who brings talent and experience to the position ... Rushed for over 1,000 yards and scored 7 TDs (4 rushing, 3 receiving) in his two years at Notre Dame ... Appeared in 20 games, starting 8 times, with the Irish ... Played 2021 season for Brian Kelly ... Standout prep running back at Rummel.

JUNIOR SEASON (2023 at LSU)

Carried eight times for 24 yards at Alabama ... Six carries for 26 yards vs. Army, including a two-yard TD ... Logged 18 carries for 97 yards and a five-yard TD vs. Auburn ... Rushed for a career-high 134 yards on 24 carries with a one-yard TD and a long of 34 yards ... Rushed for 101 yards on 19 carries at Ole Miss, and he scored twice on TD bursts of one and 12 yards; also caught two passes for 22 yards ... Led LSU with 97 yards on 14 carries vs. Arkansas ... Started game at Mississippi State and rushed nine times for 41 yards and caught three passes for 30 yards ... Made LSU debut in Week 2 vs. Grambling, rushing 15 times for 115 yards and a three-yard TD ... also caught one pass for 18 yards.

LOGAN DIGGS' CAREER RUSHING HIGHS

Rush attempts: 28 vs. UNLV, 2022 (Notre Dame)
Rushing yards: 134 at Missouri, 2023 (LSU)
Rushing TDs: 2 at Ole Miss, 2023 (LSU)
Longest Rush: 51 vs. Boston College, 2022 (Notre Dame)

LOGAN DIGGS' CAREER RECEIVING HIGHS

Receptions: 4 vs. Oklahoma State, 2022 Fiesta Bowl
Receiving yards: 81 vs. South Carolina, 2022 Gator Bowl
Touchdowns: 1, 3x (Last: vs. South Carolina, 2022 Gator Bowl)
Long reception: 75 vs. South Carolina, 2022 Gator Bowl

LOGAN DIGGS' CAREER RUSHING STATISTICS

YEAR	G-GS	Att.	Yards	TD	Long
2021 (Notre Dame)	8-0	52	230	3	26
2022 (Notre Dame)	12-8	165	822	4	51
2023 (LSU)	8-8	113	635	6	35
TOTALS	28-16	330	1,687	13	51

LOGAN DIGGS' CAREER RECEIVING STATISTICS

YEAR	G	Rec.	Yards	TD	Long
2021 (Notre Dame)	8	6	56	1	20
2022 (Notre Dame)	12	10	211	2	75 (TD)
2023 (LSU)	7	8	82	0	18
TOTALS	27	24	349	3	75 (TD)



4

John Emery Jr.

Running Back

5-11 • 220 • Sr. • 3L

St. Rose, La. (Destrehan High School)

Senior running back who is expected to be part of LSU's rotation at that position in 2023 ... One of the most talented and all-around gifted runners in the college football in 2023 ... Is an every-down back who can catch the ball out of the backfield and protect the quarterback on passing downs ... Explosive player with breakaway speed ... Won't get caught from behind ... Has the toughness to run between the tackles as well ... Excels when hitting the edge ... Entered 2023 having played in 30 games (5 starts) in his LSU career with 941 rushing yards and 13 touchdowns ... Sat out the 2021 season ... Majoring in interdisciplinary studies.

FIFTH-YEAR SENIOR SEASON (2023)

Logged six carries for 24 yards vs. Army ... Carried six times for 42 yards and a two-yard TD vs. Auburn; also caught one pass for 49 yards ... Rushed three times for 23 yards and caught one pass for 12 yards at Ole Miss ... Carried twice for three yards vs. Arkansas ... Rushed three times for seven yards in 2023 season debut at Mississippi State.

JOHN EMERY JR.'S CAREER RUSHING HIGHS

Rushing attempts: 18 vs. South Carolina, 2020
Rushing yards: 103 at Vanderbilt, 2020
Rushing TDs: 3 at Texas A&M, 2022
Long rush: 54 vs. Alabama, 2020

JOHN EMERY JR.'S CAREER RECEIVING HIGHS

Receptions: 4 vs. Utah State, 2019
Receiving yards: 49 vs. Auburn, 2023
Receiving TDs: 1, 2x (Last: vs. Alabama, 2022; First: at Florida, 2022)
Long reception: 49 vs. Auburn, 2023

JOHN EMERY JR.'S CAREER RUSHING STATISTICS

YEAR	G-GS	No.	Yards	TD	Long
2019	10-0	39	188	4	39 (TD)
2020	9-3	75	378	3	54 (TD)
2021	0-0	0	0	0	0
2022	11-2	76	375	6	32
2023	6-0	21	99	1	17
TOTAL	36-5	211	1,040	14	54 (TD)

JOHN EMERY JR.'S CAREER RECEIVING STATISTICS

YEAR	Rec.	Yards	TD	Long
2019	6	60	0	17
2020	14	73	0	11
2021	0	0	0	0
2022	13	129	2	39
2023	3	58	0	49
TOTAL	36	320	2	49



70

Miles Frazier

Offensive Guard

6-5 • 325 • Jr. • 1L

Cherry Hill, N.J. (Milford Academy/Florida International)

• 2021 Freshman All-America (at Florida International)

Didn't disappoint in his first year at LSU after transferring from Florida International, becoming a force on the offensive in 2022 ... Started all 14 games up front and helped the Tigers set the school mark for rushing TDs with 39 ... Played a key role in Jayden Daniels becoming LSU's single-season record holder for rushing yards and TDs by a quarterback ... Starts came at left guard (10), right guard (3) and right tackle (1) ... Dominant all-around offensive lineman ...Has versatility and excels in both the run and pass game ... Played every offensive snap in LSU's first 7 SEC games ... Entered second season with the Tigers having played 1,596 offensive snaps during his collegiate career (822 at LSU, 774 at Florida International) ... Earned Freshman All-America honors in 2021 at FIU ... Majoring in sport administration.

JUNIOR SEASON (2023 at LSU)

LSU's starter at right guard in Weeks 1-9 vs. Florida State, Grambling, Mississippi State, Arkansas, Ole Miss, Missouri, Auburn, Army and Alabama.



22

Armoni Goodwin**Running Back****5-8 • 200 • Jr. • 2L****Birmingham, Ala. (Hewitt-Trusville HS)**

Explosive runner who will be part of LSU's running back rotation in 2023 ... Development slowed due to injuries in each of his first two years ... Still a very elusive runner with tremendous upside ... Runner who makes defenders miss and is difficult to tackle ... Will be at full strength when the 2023 season starts ... Helps LSU in the passing game as well with great hands ... Has appeared in 13 games during his career with 3 starts, all coming in 2022 ... 322 career rushing yards and 5 TDs on 61 carries ... Majoring in interdisciplinary studies.

SOPHOMORE SEASON (2022)

Appeared in seven games with three starts ... Starts came against Southern, Mississippi State and New Mexico – all wins ... Rushed 45 times for 267 yards and 5 TDs ... In first career start, had career-highs for carries (12), yards (85) and TDs (2) in win over Southern ... Followed that with 9 carries for 76 yards, including a 47-yard TD, in win over Mississippi State ... Rushed for 24 yards and a pair of TDs in win over New Mexico ... Missed next 3 games with an injury ... Returned to action vs. Ole Miss with 55 yards on 8 carries ... Rushed 2 times for 6 yards vs. Arkansas but suffered season-ending injury in that game.

ARMONI GOODWIN'S CAREER RUSHING HIGHS

Rushing attempts: 12 vs. Southern, 2022

Rushing yards: 85 vs. Southern, 2022

Rushing TDs: 2, 2x (Last: vs. New Mexico, 2022; First: vs. Southern, 2022)

Long rush: 47 vs. Mississippi State, 2022

ARMONI GOODWIN'S CAREER RECEIVING HIGHS

Receptions: 1, 6x (Last: vs. Ole Miss, 2022; First: at Mississippi State, 2021)

Receiving yards: 14 vs. Mississippi State, 2022

Receiving TDs: 0

Long reception: 14 vs. Mississippi State, 2022

ARMONI GOODWIN'S CAREER RUSHING Statistics

YEAR	G-GS	No.	Yards	TD	Long
2021	6-0	16	65	0	21
2022	7-3	45	267	5	47 (TD)
TOTAL	13-3	61	322	5	47 (TD)

ARMONI GOODWIN'S CAREER RECEIVING Statistics

YEAR	Rec.	Yards	TD	Long
2021	2	5	0	3
2022	4	19	0	14
TOTAL	6	24	0	14



90

Jacobian Guillory**Defensive Tackle****6-2 • 320 • Jr. • 2L****Alexandria, La. (Alexandria High School)**

Standout defensive tackle who has put himself in position for his best season as a Tiger in 2023 ... Enters third season at LSU ... Improves with each practice session and has continued to make his mark in the weight room as one of the strongest players on the team ... Has proven to be difficult to block with his low center of gravity and lower body strength ... A former two-time 5A state champion in the shot put in high school, once heaving it 55-feet, 5-inches ... A hard worker, he continues to work on flexibility and his technique ... Nickname is Tank ... Majoring in sport administration.

JUNIOR SEASON (2023)

Logged three tackles at Alabama ... Recorded four tackles vs. Army ... Posted on tackle vs. Auburn ... Recorded two tackles and one QB hurry at Ole Miss ... Logged one tackle vs. Arkansas ... Recorded one tackle vs. Grambling ... started in the season opener against Florida State and tallied five tackles.

JACOBIAN GUILLORY'S CAREER HIGHS

Tackles: 4 vs. Army, 2023

Tackles for loss: 1.0 vs. Kansas State, 2022 Texas Bowl

Sacks: 0.5 vs. Central Michigan, 2021

JACOBIAN GUILLORY'S CAREER STATISTICS

YEAR	G-GS	UT	AT	TT	TFL	Sacks	PBU	QBH	INT	FF	FR
2020	1-0	0	0	0	0-0	0-0	0	0	0	0	0
2021	11-0	2	7	9	1.5-4	0.5-3	0	0	0	0	0
2022	14-2	4	10	14	0.5-1	0-0	0	1	0	0	0
2023	9-1	2	15	17	0-0	0-0	0	1	0	0	0
Total	35-3	8	32	40	2.0-5	0.5-3	0	2	0	0	0



10

Denver Harris**Cornerback****6-1 • 175 • So. • Trf.****Houston, Texas (Northshore HS/Texas A&M)**

Transfer cornerback from Texas A&M ... One of the nation's top cornerback prospects for the Class of 2022 ... Former 5-star recruit from Northshore High School in Houston ... Appeared in 5 games as a true freshman in 2022 ... Signed with the Tigers in December of 2022.

SOPHOMORE SEASON (2023 at LSU)

Recorded one tackle and one PBU at Ole Miss ... Logged five tackles vs. Arkansas ... Posted one tackle at Mississippi State ... Made LSU debut as a starting cornerback in Week 2 vs. Grambling, recording one PBU.

DENVER HARRIS' CAREER HIGHS

Tackles: 5 vs. Arkansas, 2023 (LSU)

Interceptions: 0

Passes Defended: 2 at Mississippi State, 2022 (Texas A&M)

DENVER HARRIS' CAREER STATS (2022 at Texas A&M; 2023 at LSU)

YEAR	G-GS	UT	AT	TT	TFL	Sacks	PBU	QBH	INT	FF	FR
2022	5-0	10	4	14	0	0	3	0	0	0	0
2023	5-3	6	1	7	0	0	2	0	0	0	0
Totals	10-3	16	5	21	0	0	5	0	0	0	0



53

Lance Heard**Offensive Line****6-6 • 308 • Fr. • HS****Monroe, La. (Neville)****TRUE FRESHMAN SEASON (2023)**

Made first career LSU start vs. Army at right tackle ... Stepped in at right tackle after an injury to Emery Jones Jr. vs. Auburn and played significant snaps in the victory ... Also played significant snaps in win at Mississippi State ... Made LSU debut as a reserve right tackle in Week 2 vs. Grambling.

HIGH SCHOOL

The top-rated player in LSU's Class of 2023 with 5-stars from On3 and 247Sports.com ... Ranked as Louisiana's No. 2 overall prospect in the On3 Composite ... Listed in the On3 Composite as the nation's No. 4 player at his position ... Played opposite of current LSU starting left tackle Will Campbell on Neville's 2021 team ... First team Class 4A All-State in both 2021 and 2022 ... Played both sides of the ball in high school ... Played two years at Neville after transferring from Bastrop High School, earning first team all-district honors as a defensive lineman ... Caught at TD pass in the Army All-American Game in December of 2022.



95

Tygee Hill**Defensive Tackle****6-2 • 285 • Fr./RS****New Orleans, La. (Edna Karr High School)**

Young prospect who lends depth to the defensive line ... Redshirted as a true freshman in 2022 after appearing in 3 games ... Difficult to block and good and stopping the run ... Majoring in textiles/apparel and merchandising.

SOPHOMORE SEASON (2022)

Recorded a PBU vs. Army ... Logged two tackles in win vs. Auburn.

TRUE FRESHMAN SEASON (2022)

Appeared in 3 games, all in a backup role ... Made LSU debut in win over Southern ... Had first career tackle in November win over UAB ... Also played against Purdue in the Citrus Bowl.

TYGEE HILL'S CAREER HIGHS

Tackles: 2 vs. Auburn, 2023
Tackles for loss: 0
Sacks: 0

TYGEE HILL'S CAREER STATISTICS

YEAR	G-GS	UT	AT	TT	TFL	Sacks	PBU	QBH	INT	FF	FR
2022	3-0	1	0	1	0-0	0-0	0	0	0	0	0
2023	4-0	1	1	2	0-0	0-0	1	0	0	0	0
Totals	7-0	2	1	3	0-0	0-0	1	0	0	0	0



17

Chris Hilton Jr.

Wide Receiver
6-0 • 183 • So • 1L
Zachary, La. (Zachary HS)

One of the most talented all-around athletes on the LSU football team ... One of the fastest players in college football ... Expected to be a key contributor in the passing game in 2023 after having a couple of impressive outings in 2022 ... Missed most of his redshirt freshman season (2022) with an injury ... Back at full strength in the spring and took more steps towards being a player the Tigers can look to for big plays in 2023 ... Joined the Tigers after a stellar high school career in both football and track and field at Zachary High School ... Player with outstanding speed and jumping ability ... Possesses great hands along with being a good route runner ... Tremendous knowledge of the game ... Hauled in an 81-yard TD pass as time expired against Kansas State in the 2022 Texas Bowl ... Joined 10 of his teammates for LSU's Study Abroad program in May of 2023 that saw the group travel to Senegal for a 10-day trip ... Majoring in sport administration.

SOPHOMORE SEASON (2023)

Logged two catches for 19 yards vs. Army ... Caught one pass for 42 yards at Ole Miss ... Started at Mississippi State and had two receptions for nine yards ... Caught two passes for 53 yards, including a 47-yard TD catch, in Week 2 vs. Grambling.

CHRIS HILTON'S CAREER HIGHS

Receptions: 5 vs. Southern, 2022
Receiving Yards: 81 vs. Kansas State, 2022 Texas Bowl
Receiving TDs: 1, 2x (last - vs. Grambling, 2023)
Longest Reception: 81 vs. Kansas State, 2022 Texas Bowl

CHRIS HILTON'S CAREER RECEIVING STATISTICS

YEAR	G-GS	REC.	YDS.	TD	LONG
2021	4-1	2	81	1	81 (TD)
2022	4-1	7	109	0	51
2023	6-2	7	123	1	47
TOTAL	14-4	16	313	2	81 (TD)



25

Trey Holly

Running Back
5-7 • 191 • Fr. • HS
Farmerville, La. (Union Parish)

• 2023 SEC Freshman of the Week vs. Army

Enrolled at LSU in January and took part in spring drills ... Joined the Tigers after setting the all-time Louisiana high school rushing record at Union Parish with 10,523 yards ... Rushed for 26 yards in spring game and caught a 15-yard TD pass from Jayden Daniels ... Majoring in sports administration.

HIGH SCHOOL

Made his LSU debut in the Army game, rushing six times for 91 yards, including a 67-yard TD sprint, to earn SEC Freshman of the Week honors.

HIGH SCHOOL

One of the most accomplished running backs in Louisiana high school history ... Five-year starter at running back at Union Parish High School in Farmerville ... Broke the state's all-time rushing record (all divisions) with 10,523 yards during his high school career ... Shattered the previous mark of 8,704 previously set by Nick Brossette, who is now a member of the LSU football support staff ... Scored 160 touchdowns during his prep career, 146 on the ground ... Capped prep career with 2,694 yards and 38 touchdowns in leading Union Parish to the LSHAA Division III State Championship game as a senior in 2022 ... In first year of high school football, rushed for 849 yards and 10 TDs as an eighth-grader ... Followed that with 1,638 yards and 10 TDs as a freshman and 2,709 yards and 44 scores as a sophomore ... As a junior, rushed for 2,633 yards and 33 touchdowns ... Had 51 100-plus yard rushing games during his prep career, including 13 of 14 games in 2022, all 14 in 2021 and all 12 in 2020 ... Finished career with 159.4 rushing yards per game ... Selected by the LSWA as the Class 3A Most Outstanding Player and first team 3A All-State as a junior in 2021 ... Rated with four-stars by On3 with a consensus ranking of No. 15 nationally at running back and No. 14 overall in the state of Louisiana Listed as high as the nation's No. 4 running back by Rivals.com



11

Jaxon Howard

Linebacker
6-4 • 240 • Fr. • HS
Crystal, Minn. (Robbinsdale Cooper)

Graduated from high school early and enrolled at LSU in January ... Took part in spring drills ... Will play the JACK linebacker for the Tigers ... Dad was an All-Pac 10 defensive lineman and played in the NFL ... Majoring in management.

TRUE FRESHMAN SEASON (2023)

Recorded one tackle in Week 2 vs. Grambling.



29

Jeremiah Hughes

Cornerback
6-0 • 176 • Fr. • HS
North Las Vegas, Nev. (Bishop Gorman)

Early enrollee for the Tigers ... Took part in spring practice ... Standout on both sides of the ball in high school ... Will play cornerback at LSU ... Majoring in sports administration.

TRUE FRESHMAN SEASON (2023)

Recorded one tackle at Alabama ... Logged one tackle vs. Auburn ... Posted one tackle in Week 2 vs. Grambling.



24

Landon Ibieta

Wide Receiver
5-11 • 192 • Fr./RS
Mandeville, La. (Mandeville High School)

Outstanding all-around athlete who will compete for playing time at wide receiver for the Tigers in 2023 ... An injury during training camp slowed his progress as a true freshman ... Tremendous body control and excels in route running ... Great hands ... Has attended LSU football games since the age of 4, growing up a fan of the Tigers ... Appeared in 1 game in 2022, seeing action in the Citrus Bowl win over Purdue ... Majoring in kinesiology.

TRUE FRESHMAN SEASON (2022)

Appeared in 1 game, seeing action against Purdue in the Citrus Bowl ... Caught 2 passes for 15 yards in the win.

LANDON IBIETA'S CAREER HIGHS

Receptions: 2 vs. Purdue, 2023 Citrus Bowl
Receiving Yards: 15 vs. Purdue, 2023 Citrus Bowl
Receiving TDs: 0
Longest Reception: 10 vs. Purdue, 2023 Citrus Bowl

LANDON IBIETA'S CAREER RECEIVING STATISTICS

YEAR	G-GS	REC.	YDS.	TD	LONG
2022	1-0	2	15	0	10
TOTAL	1-0	2	15	0	10



28

Kaleb Jackson

Running Back
5-11 • 222 • Fr. • HS
Baton Rouge, La. (Liberty Magnet)

TRUE FRESHMAN SEASON (2023)

Returned one kickoff for 13 yards at Alabama ... Rushed twice for 14 yards vs. Army ... Returned one kickoff for 60 yards vs. Auburn; also caught two passes for 24 yards ... Logged one kickoff return for 30 yards at Missouri ... Returned two kickoffs for 33 yards at Ole Miss ... Carried twice for 12 yards vs. Arkansas ... Rushed five times for 19 yards and caught two passes for 15 yards at Mississippi State ... Rushed 11 times for 62 yards and two TDs in Week 2 vs. Grambling.



23

Kylin Jackson

Safety

6-2 • 196 • Fr. • HS

Clinton, La. (Zachary)

TRUE FRESHMAN SEASON (2023)

Recorded one unassisted tackle vs. Army.

HIGH SCHOOL

All-around outstanding athlete at Zachary High School and one of the nation's top safeties ... Rated with 4-stars in the On3 Composite ... Listed as the nation's No. 11 prospect at his position and the ninth-best prospect in Louisiana according to the On3 Composite ... Ranked as high as No. 143 overall nationally, and No. 9 at his position by Rivals.com ... Named Most Outstanding Defensive Player in the Baton Rouge Advocate All-Metro Team for Class 5A and 4A in 2022 ... As a senior, recorded 72 tackles, 5 tackles for loss, 3 forced fumbles, 2 blocked kicks and an interception ... LSWA first team 5A All-State in 2021 and named to Baton Rouge Advocate Upper All-Metro Team ... Capped junior season with 74 tackles, 11 pass breakups, an interception and fumble recovery ... Helped lead Zachary to a 15-0 mark and the Louisiana Division I state title in 2021 ... Blocked 2 kicks in Class 5A state title game in 2021 ... Followed that with a 10-3 overall record and a appearance in the Division I semifinals in 2022 ... Three-year starter at Zachary after beginning his prep career at East Feliciana, where he started as a freshman.



99

Jordan Jefferson

Defensive Tackle

6-3 • 305 • Sr. • Trf.

Navarre, Fla. (Navarre HS/West Virginia)

Transfer from West Virginia ... Appeared in 42 games with 17 starts at nose tackle during his four years with the Mountaineers ... Two-time member of the Academic All-Big 12 Team (2021 and 2022) ... Started all 12 games at defensive tackle in 2022 and led the team in tackles for loss with 9.5 ... Played high school football at Navarre High School in Navarre, Florida ... His dad AJ Jefferson played college football at Alcorn State.

SENIOR SEASON (2023 at LSU)

Recorded one tackle in starting role at Alabama ... Posted six tackles, including 1.0 tackle for loss (-1 yard), vs. Army ... Logged four tackles and one PBU vs. Auburn ... Recorded 1.0 tackle for loss (-1 yard) at Missouri ... Posted one tackle at Ole Miss ... Recorded three tackles, including a 0.5 tackle for loss (-2 yards), vs. Arkansas ... Logged one tackle at Mississippi State ... Recorded three tackles and 1.0 sack (-1 yard) in Week 2 vs. Grambling ... Posted two tackles, including one tackle for loss (-4 yards) vs. Florida State in season opener.

JORDAN JEFFERSON'S CAREER HIGHS

Tackles: 6 vs. Army, 2023

Tackles for Loss: 2.5 vs. Kansas State, 2022

Sacks: 1, 4x (Last: vs. Grambling, 2023)

JORDAN JEFFERSON'S CAREER STATS (2019-22 at West Virginia; 2023 at LSU)

YEAR	G-GS	UT	AT	TT	TFL	Sacks	PBU	QBH	INT	FF	FR
2019	11-1	3	2	5	10-1	0	1	0	0	0	0
2020	6-0	0	1	1	0	0	0	0	0	0	0
2021	13-4	7	10	17	4.0-9	0.5-3	1	0	0	0	0
2022	12-12	13	18	31	9.5-28	3.0-17	5	0	0	0	0
2023	9-2	6	16	22	4.5-9	1.0-1	1	0	0	0	0
Totals	51-19	29	47	76	19.0-47	4.5-21	8	0	0	0	0



12

JK Johnson

Cornerback

6-0 • 179 • So. • Trf.

St. Louis, Mo.

De Smet High School (Ohio State)

Ohio State transfer who joined the Tigers in January of 2023 ... Appeared in 15 games with 5 starts in 2 years with the Buckeyes ... Tallied 22 tackles, including 20 as a redshirt freshman in 2022 ... Coached in high school by LSU cornerbacks coach Robert Steeples ... Name is Jakailin Johnson but goes by JK.

REDSHIRT FRESHMAN SEASON (2022 at Ohio State)

Appeared in 13 games, starting 5 times at cornerback ... Starts came against Wisconsin, Rutgers, Iowa, Penn State, and Northwestern ... Recorded 20 tackles of them being solo ... Had career-best 5 tackles in win over Northwestern ... Had 4 tackles in September win over Wisconsin.

JK JOHNSON'S CAREER HIGHS (at Ohio State)

Tackles: 5 vs. Northwestern, 2022

Tackles for loss: 0

Interceptions: 0

JK JOHNSON'S CAREER STATISTICS (at Ohio State)

YEAR	G-GS	UT	AT	TT	TFL	Sacks	PBU	QBH	INT	FF	FR
2021	2	2	0	2	0	0	0	0	0	0	0
2022	13	16	4	20	0	0	0	0	0	0	0
Total	15	18	4	22	0	0	0	0	0	0	0



50

Emery Jones Jr.

Offensive Line

6-6 • 325 • Fr./HS

Baton Rouge, La. (Catholic High School)

- 2023 SEC Offensive Lineman of the Week vs. Missouri
- 2022 True Freshman All-America (ESPN)
- 2022 Third Team Freshman All-America (College Football News)
- 2022 Freshman All-SEC (Coaches)

Baton Rouge product who wasted little time in breaking into the starting lineup for the Tigers as a true freshman in 2022 ... Played in all 14 games, starting 12 times at right tackle ... Named Freshman All-SEC and earned True Freshman All-America honors from ESPN and third team Freshman All-America distinction from College Football News ... Made first collegiate start in week 3 win over Mississippi State and never relinquished the role ... Saw action on 886 offensive snaps and another 89 on special teams protection unit ... Played every offensive snap in LSU's 9 games against SEC foes, which included 75 plays against Georgia in SEC Championship Game ... Another young offensive lineman for the Tigers with a bright future ... One of the most dominant offensive linemen nationally for the Class of 2022 ... Powerful in every aspect of the game with the ability to move defenders against their will ... Has great footwork ... Standout on the basketball court in high school ... Versatile and athletic and has the ability to play any position on the line of scrimmage ... Showed athletic ability when he made an open field tackle on Mississippi State punt return ... Took part in LSU's Study Abroad program in May of 2023 when he traveled to Senegal for 10 days with 10 of his teammates ... Majoring in interdisciplinary studies.

SOPHOMORE SEASON (2023)

Missed a start on Oct. 21 for the first time this season, as he sat out the Army game with an injury ... LSU's starter at right tackle in Weeks 1-7 vs. Florida State, Grambling, Mississippi State, Arkansas, Ole Miss, Missouri and Auburn, and in Week 9 at Alabama ... Named SEC Offensive Lineman of the Week following the Missouri game as helped the Tigers gain 274 rushing yards against a Missouri defense that led the SEC and ranked No. 8 nationally in rush defense.



35

Sai'vion Jones

Defensive End

6-6 • 268 • Jr. • 2L

Vacherie, La. (St. James)

Has positioned himself to be the next great LSU defensive end ... Has only scratched the surface of his potential as a player ... One of LSU's most productive defenders a year ago with 6.0 tackles for loss and 4.5 sacks ... Has the frame of an elite defensive end, standing 6-feet-6 and weighing 268 pounds ... Lengthy wingspan giving him the ability to bat down passes at the line of scrimmage ... Explodes off the ball with a quick first step ... 3-sport standout at St. James High School (football, basketball and track and field) ... Majoring in sports administration.

JUNIOR SEASON (2023)

Logged three tackles and one PBU at Alabama ... Posted two tackles vs. Army ... Recorded one tackle vs. Auburn ... Logged two tackles and one QB hurry at Ole Miss ... Posted four tackles vs. Arkansas ... Recorded 1.0 sack (-7 yards) and one QB hurry at Mississippi State ... Posted three tackles, one tackle for loss (-2 yards) and two quarterback hurries vs. Grambling ... Recorded one tackle and one QB hurry vs. Florida State.

SAI'VION JONES' CAREER HIGHS

Tackles: 6 vs. Southern, 2022

Tackles for Loss: 1.0, 7x (Last: at Mississippi State, 2023; First: vs. Mississippi State, 2022)

Sacks: 1.0, 5x (Last: at Mississippi State, 2023; First: vs. Mississippi State, 2022)

SAI'VION JONES' CAREER STATISTICS

YEAR	G-GS	UT	AT	TT	TFL	Sacks	PBU	QBH	INT	FF	FR
2021	11-0	1	2	3	0	0	0	1	0	0	0
2022	14-3	11	12	23	6.0-29	4.5-27	1	1	0	1	0
2023	9-9	5	12	17	2.0-9	0	1	5	0	0	0
Total	34-12	17	26	43	8.0-38	4.5-27	2	7	0	1	0



2

Kyren Lacy

Wide Receiver
6-2 • 212 • Sr./1L
Thibodaux, La. (Thibodaux High School/Louisiana-Lafayette)

• 2022 SEC Academic Honor Roll

Part of LSU's elite wide receiver group ... Coming off an outstanding spring and has positioned himself to be one of LSU's go-to receivers in the fall ... In second season with the Tigers after transferring from Louisiana-Lafayette in the spring of 2022 ... Entered senior season having played in 39 games during his career, starting 9 times ... Entered 2023 season with 74 career receptions for 936 yards and 10 touchdowns ... Native of Thibodaux, Louisiana ... Majoring in sports administration ... Member of the 2022 SEC Academic Honor Roll.

SENIOR SEASON (2023 at LSU)

Caught two passes for 39 yards and a 26-yard TD at Alabama ... Logged three catches for 28 yards vs. Army ... Recorded four catches for a career-best 111 yards and a 25-yard TD vs. Auburn ... Caught one pass for 20 yards at Missouri ... Logged two receptions for 51 yards, including a 29-yard TD, at Ole Miss ... Caught three passes for 62 yards vs. Grambling, including a 3-yard TD reception ... Recorded 3 receptions for 37 yards in the season opener against Florida State.

KYREN LACY'S CAREER HIGHS

Receptions: 5 at ULM, 2020 (at ULL)
Receiving Yards: 111 vs. Auburn, 2023
Receiving TDs: 1, 14x (Last: at Alabama, 2023)
Long Reception: 57 vs. Auburn, 2023

KYREN LACY'S CAREER STATISTICS

YEAR	G-GS	REC.	YDS.	TD	LONG
2020 (ULL)	11-1	28	364	4	36
2021 (ULL)	14-6	22	304	6	55
2022 (LSU)	14-2	24	268	0	45
2023 (LSU)	9-6	18	348	4	57
TOTAL	48-15	92	1,284	14	57



28

Matthew Langlois

Safety
6-0 • 205 • Jr. • 1L
New Roads, La. (Catholic of Pointe Coupee)

Enters third season with the Tigers in 2023 ... Missed most of 2022 season with an injury ... Local product who signed with the Tigers in 2021 after starring in both football and track at Catholic of Pointe Coupee High School in New Roads ... A rangy safety who can make plays all over the field ... State champion sprinter in high school ... Saw action in the secondary and on coverage units on special teams as aa true freshman in 2021 ... Majoring in sport administration.

SOPHOMORE SEASON (2022)

Appeared in 1 game before suffering season-ending injury ... Action came in home-opener vs. Southern.

TRUE FRESHMAN SEASON (2021)

Played in 9 games with no starts ... Saw bulk of his action on LSU's special teams coverage units ... Did not record any statistics ... Made his collegiate debut in win over Mississippi State.

HIGH SCHOOL

Extremely athletic defensive back that starred on both sides of the ball for Catholic of Pointe Coupee ... Listed as the nation's No. 30 ranked safety and the 15th best prospect in Louisiana by 247 Sports ... A three-star prospect by both 247 Sports and Rivals ... Clockd at 4.4 in the 40 ... As a senior scored 24 total touchdowns, rushed for 1,035 yards to go along with 75 tackles and 400 return yards ... Named to the Baton Rouge Advocate Metro Team ... Led his team to an appearance in the Louisiana Division IV state title game in 2019 ... Named the WAFB Sportsline Player of the Week in 2019 for semifinal game performance against Southern Lab... Tallied 1,343 rushing yards and 27 touchdowns in 2019... Had 68 tackles, 12 passes break ups, and four sacks on the defensive side of the ball in 2019 ... Showcased his all-around abilities in a game in 2020 against Sacred Heart of Ville Platte when he rushed for 192 yards and three TDs on 10 carries and added 16 tackles on defense to go along with a 65-yard interception return for a score ... Swept the Louisiana Class 1A state title in the 10 and 200-meter dashes in May of 2021 ... Ran a 10.79 in 100 meter race and clocked a 22.33 in the 200 despite slipping out of the blocks ... Coached by David Simoneaux.

MATTHEW LANGLOIS' CAREER STATISTICS

YEAR	G-GS	UT	AT	TT	TFL	Sacks	PBU	QBH	INT	FF	FR
2021	9-0	0	0	0	0	0	0	0	0	0	0
2022	1-0	0	0	0	0	0	0	0	0	0	0
Total	10-0	0	0	0	0	0	0	0	0	0	0



81

Bryce Langston

Defensive Line
6-3 • 290 • So. • Sqd.
Ocala, Fla. (Vanguard HS)

Enters third season with the Tigers ... Continues his development as a defensive lineman ... Majoring in sports administration.

SOPHOMORE SEASON (2023)

Posted two tackles vs. Grambling in Week 2.

BRYCE LANGSTON'S CAREER HIGHS

Tackles: 2 vs. Grambling, 2023
Tackles for Loss: 0.5 vs. Southern, 2022
Sacks: 0.5 vs. Southern, 2022

BRYCE LANGSTON'S CAREER STATISTICS

YEAR	G-GS	UT	AT	TT	TFL	SACKS	PBU	QBH	INT	FF	FR
2021	1-0	0	0	0	0	0	0	0	0	0	0
2022	2-0	0	1	1	0.5	0.5	0	0	0	0	0
2023	1-0	0	2	2	0	0	0	0	0	0	0
Totals	3-0	0	3	3	0.5	0.5	0	0	0	0	0



96

Jalen Lee

Defensive Tackle
6-2 • 299 • Jr. • Trf.
Watson, La. (Live Oak HS/Florida)

Louisiana product who joined the Tigers after transferring from Florida ... Spent 3 years with the Gators, appearing in 25 games with 4 starts ... Played nose tackle for the Gators where he recorded 19 tackles, 3.0 tackles for loss and 1.0 sacks during his three years in Gainesville ... One of Louisiana's top defensive line prospects for the Class of 2020 ... Played high school football at Live Oak where he was a 2-time all-district selection and a member of the Baton Rouge Advocate's All-Metro Team in 2019 ... Majoring in anthropology.

JUNIOR SEASON (2023 at LSU)

Posted one tackle at Mississippi State ... Recorded one tackle and a fumble recovery vs. Grambling.

JALEN LEE'S CAREER HIGHS (at Florida)

Tackles: 4 vs. Eastern Washington, 2022
Tackles for Loss: 1.0, 2x (Last: vs. Florida State, 2021)
Sacks: 1 vs. Missouri, 2020

JALEN LEE'S CAREER STATS (2020-22 at Florida; 2023 at LSU)

YEAR	G-GS	UT	AT	TT	TFL	Sacks	PBU	QBH	INT	FF	FR
2020	5-0	1	1	2	1.0-7	1.0-7	0	0	0	1	0
2021	8-1	4	5	9	1.5-6	0	0	0	0	0	0
2022	12-3	0	8	8	0.5-0	0	0	0	0	0	0
2023	5-0	0	2	2	0	0	0	0	0	0	1
Totals	30-4	5	16	21	3.0-13	1.0-7	0	0	0	0	1



78

Mason Lunsford

Offensive Line
6-7 • 305 • Jr./Trf.
Knoxville, Iowa (Good Counsel HS/Maryland)

Transfer offensive lineman who joined the Tigers during the summer of 2023 ... Spent 4 years at Maryland, seeing action in 29 games with 26 starts ... Helped Maryland to an 8-5 mark and a win over North Carolina State in the Duke's Mayo Bowl in 2022 ... Joins the Tigers after seeing action on 1,670 offensive snaps during his 4 years with Maryland ... Majoring in general business.

JUNIOR SEASON (2023 at LSU)

Made LSU debut in a reserve role at tackle vs. Grambling.



55

Kimo Makane'ole

Offensive Line
6-4 • 310 • So • Sqd.
Niceville, Fla. (Niceville HS)

Enters third season with the Tigers in 2023 ... Provides depth on the offensive line ... Has continued to develop under the direction of offensive line coach Brad Davis ... Can play any position on the offensive line ... Standout on both sides of the ball in high school ... Majoring in sport administration ... Nickname is "Toa".

SOPHOMORE SEASON (2023)

Played in a reserve role in Week 2 vs. Grambling and in Week 8 vs. Army.



52

Princeton Malbrue

Defensive End
6-2 • 220 • So./1L
Carencro, La. (Lafayette Christian Academy/
Northwestern State)

- 2021 Southland Conference Academic Honor Roll
- 2022 SEC Academic Honor Roll
- 2020 Southland Conference Academic Honor Roll

Enters second season with the Tigers ... Transferred to LSU from Northwestern State following the 2021 season ... Lends depth to the defensive line and also sees action on special teams ... Appeared in 5 games in his first season at LSU in 2022 ... Appeared in 7 games at Northwestern State with 3 starts ... Standout in the classroom as well ... SEC Academic Honor Roll in 2022 ... Brother played football at UL-Lafayette ... Cousin Darnell Lazare played basketball at LSU ... Majoring in sport administration.

SOPHOMORE SEASON (2023 at LSU)

Logged one tackle at Alabama ... Posted two tackles vs. Army ... Logged two tackles vs. Auburn ... Recorded one tackle at Ole Miss ... Posted two tackles in Week 2 vs. Grambling.

PRINCETON MALBRUE'S CAREER HIGHS

Tackles: 4 vs. Southern, 2022
Tackles for Loss: 2.0 vs. McNeese, Spring 2021 (at Northwestern State)
Sacks: 1.0 vs. McNeese, Spring 2021 (at Northwestern State)

PRINCETON MALBRUE'S CAREER STATISTICS

YEAR	G-GS	UT	AT	TT	TFL	SACKS	PBU	QBH	INT	FF	FR
2021 Spring NW State	5-3	5	3	8	2.0-6	1.0-5	1	0	0	0	0
2021 NW State	2-0	4	1	5	0	0	0	0	0	0	0
2022 LSU	5-0	2	2	4	0	0	0	0	0	0	0
2023 LSU	8-0	3	5	8	0	0	0	0	0	0	0
NW State Totals	7-3	9	4	13	2.0-6	1.0-5	1	0	0	0	0
LSU Totals	13-0	5	7	12	0	0	0	0	0	0	0
College Totals	20-3	14	11	25	2.0-6	1.0-5	1	0	0	0	0



84

Mac Markway

Tight End
6-4 • 242 • Fr. • HS
St. Louis, Mo. (De Smet Jesuit)

Early enrollee for the Tigers ... Took part in spring drills and impressed coaches with his ability ... A true tight end – great in the running game and will be an asset in the passing game ... Majoring in sports administration.

TRUE FRESHMAN SEASON (2023)

Made first career start at Mississippi State and caught one pass for five yards.



77

Marlon Martinez

Offensive Line
6-5 • 330 • Sr. • 3L
Fort Lauderdale, Fla. (St. Thomas Aquinas High School)

Senior lineman with the ability to play any position on the line of scrimmage, including center ... Took the majority of the reps with the No. 1s during the spring at center due to returning starter Charles Turner being out ... Established himself as a dependable backup during the 2022 season as well as a contributor in punt protection ... Pressed into action at center early in first half of LSU's Citrus Bowl win over Purdue and had a dominant performance ... Entered 2023 season having appeared in 33 games with 4 starts ... Started at center in LSU's win over UAB in 2022 and had 3 starts at right guard in 2021 ... Entered 2023 with 649 total career snaps, which includes 149 on special teams ... Majoring in marketing.

SENIOR SEASON (2023)

Has seen playing time throughout the season in a reserve role.



83

Jackson McGohan

Tight End
6-3 • 235 • Fr. • HS
Miamisburg, Ohio (Miamisburg HS)

Enrolled at LSU in January and took part in spring drills ... Outstanding tight end who will help in both the running and passing games ... Majoring in mass communications.

HIGH SCHOOL

One of the nation's top tight end prospects and one of the elite players in the Class of 2023 for the state of Ohio ... Named to the All-Southwest Ohio team in both 2021 and 2022 ... First team Greater Western Ohio Conference in 2022 ... Led the Greater Western Ohio Conference with 52 catches for 941 yards and 11 TDs in 2022 ... Had season-high 11 receptions for 102 yards and a pair of TDs in season finale ... As a junior in 2021, caught 47 passes for 699 yards and 10 TDs ... A consensus 3-star prospect ... Rated as the nation's No. 25 prep tight end for this class by 247Sports and No. 26 by On3.



65

Paul Mubenga

Offensive Line
6-4 • 291 • Fr. • HS
Buford, Ga. (Buford)

HIGH SCHOOL

Outstanding offensive line prospect from Georgia powerhouse Buford High School ... Team won three state championships from 2019-21 ... Rated with 3-stars in the On3 Composite ... Started playing football as a freshman in high school and has shown improvement each season ... Grew up playing soccer ... Moved to the United States from the Democratic Republic of the Congo in 2017 ... Comes from same high school that produced LSU's NFL long snappers in Reid and Blake Ferguson.



8

Malik Nabers

Wide Receiver

6-0 · 199 · Jr. · 2L

Lafayette, La. (Southside HS)

- 2023 Associated Press Midseason First-Team All-American
- 2023 SEC Co-Offensive Player of the Week vs. Mississippi State
- 2023 Citrus Bowl MVP
- 2021 Freshman All-SEC (SEC Coaches)

One of the nation's top receivers heading into the 2023 season ... Coming off best year as a Tiger with 72 receptions for 1,017 yards and 3 TDs ... Led the SEC in receptions in 2022 and ranked No. 2 in the league in receiving yards ... Became the 10th 1,000-yard receiver in school history when he went over the mark against Purdue in the Citrus Bowl ... Named MVP of LSU's Citrus Bowl win over Purdue ... In 25 career games, has caught at least 1 pass in 24 times ... Entered 2023 having caught a pass in 18 straight games, a streak that dates back to his 2-catch effort vs. Arkansas on Nov. 13, 2021 ... Only game without a catch came at Alabama on Nov. 6, 2021 ... Electric wide receiver who makes plays all over the field ... Developing into a team leader ... Can play either the slot or on the outside ... Is a natural at the position ... Very fluid, making his play look almost effortless ... Much more than just a pass-catcher ... Can block and is a player who must be accounted for on every down ... Is a threat to score or make a big play every time he gets his hands on the ball ... Reliable receiver with tremendous hands ... Good after the catch ... Elusive runner who is difficult to track down and tackle ... Missed his senior season of high school football after being ruled ineligible after transferring schools between junior and senior seasons ... Over the summer joined 10 teammates in LSU's Study Abroad program that took them on a 10-day trip to Senegal ... Majoring in mass communications ... One of only two players in LSU history - along with Josh Reed in 2000 and 2001 - to post two 1,000-yard receiving seasons (2022 and 2023).

JUNIOR SEASON (2023)

Recorded 10 receptions for 171 yards and a 46-yard TD at Alabama ... Logged four catches for 121 yards and two TDs vs. Army ... Caught six passes for 89 yards and a 29-yard TD vs. Auburn ... Logged six catches for 146 yards and a 29-yard TD in win at Missouri; the touchdown provided the go-ahead points with 2:58 left in the game ... Recorded eight receptions for 102 yards at Ole Miss ... Caught eight passes for 130 yards and two TDs over recorded eight and 20 yards vs. Arkansas ... Voted SEC Co-Offensive Player of the Week (with teammate QB Jayden Daniels), as he had 13 receptions for 239 yards and two first-half touchdowns covering 26 and 33 yards at Mississippi State; Nabers tied the LSU record for most receptions in a half, as he logged 10 catches for 188 yards in the first half, matching the first-half total of Josh Reed at Alabama in 2001 ... Nabers' total of 239 receiving yards was the fourth-highest single-game mark in LSU history, and his total of 13 receptions was No. 5 in the Tigers' single-game annals ... Recorded five catches for 87 yards, including a 7-yard TD, vs. Grambling ... Started in the season opener against Florida State and recorded 6 receptions for 67 yards... Surpassed 1,500 career receiving yards at LSU... Now has 19 consecutive games with a reception... Has caught 5 or more passes in a game 11 times.

MALIK NABERS' CAREER HIGHS

Receptions: 13 at Mississippi State, 2023
Receiving Yards: 239 at Mississippi State, 2023
Receiving TDs: 2, 3x - vs. Army, 2023; vs. Arkansas, 2023; at Mississippi State, 2023
Long Reception: 75 vs. Purdue, 2023 Citrus Bowl

MALIK NABERS' CAREER RECEIVING STATISTICS

YEAR	G-GS	No.	Yards	TD	Long
2021	11-6	28	417	4	67 (TD)
2022	14-11	72	1,017	3	75 (TD)
2023	9-9	66	1,152	10	48
TOTALS	34-26	166	2,586	17	75 (TD)



19

Javen Nicholas

Wide Receiver

5-9 · 181 · Fr. · RS

New Orleans, La. (St. Augustine High School)

Joined the Tigers as a preferred walk-on in 2022 ... Speedy receiver who can also help in the return game ... Standout at St. Augustine High School in New Orleans ... Attended same high school as former LSU standouts Tyrann Mathieu and Leonard Fournette ... Fournette actually presented Nicholas with the No. 5 jersey in the spring of 2021 ... The No. 5 jersey was the same number Fournette wore during his prep days at St. Aug ... Majoring in finance

TRUE FRESHMAN SEASON (2022)

Appeared in four games ... Caught one pass for 2 yards in Citrus Bowl win over Purdue ... Returned two kickoffs for 36 yards ... Had 18-yard kickoff return vs. Southern in LSU debut and followed that with another 18-yard kickoff return in win over Mississippi State ... Also played against New Mexico.



13

Garrett Nussmeier

Quarterback

6-1 · 202 · So. · 2L

Lake Charles, La. (Flower Mound (Texas) – Marcus High School)

- 2022 SEC Academic Honor Roll
- 2021 SEC Academic Honor Roll

Enters third season with the Tigers ... Coming off an outstanding spring and has developed into an elite quarterback ... Continues to push returning starter Jayden Daniels every day in practice ... Prepares each day and each game week as if he's the starter ... Takes reps with the 1s each week ... Has the "it" factor ... Vocal player on the field with a big arm and a lot of confidence ... Has the ability to extend plays with his feet ... Can make all the throws necessary to win in the SEC ... Truly a student of the game, learning the position from his dad Doug, who played quarterback in the NFL ... His dad is the quarterbacks coach for the LA Chargers ... Born in Lake Charles, Louisiana, but spent part of his childhood living in Tuscaloosa and Gainesville ... Two-time member of the SEC Academic Honor Roll in 2021 and 2022 ... Majoring in mass communications ... Graduated high school early and enrolled at LSU in the spring of 2021, taking part in spring drills ... Entered 2023 season having appeared in 11 games at LSU, completing 81-of-141 passes for 1,129 yards and 7 touchdowns.

SOPHOMORE SEASON (2023)

Entered Alabama game in fourth quarter after injury to Jayden Daniels and completed 5-of-10 passes for 53 yards ... Completed 7-of-12 passes for 89 yards, including a 51-yard TD strike to Malik Nabers, vs. Army ... Completed one of three passes for six yards at Mississippi State ... Completed 4-of-6 passes for 48 yards vs. Grambling; also scored on a 1-yard TD QB sneak.

GARRETT NUSSMEIER'S CAREER PASSING HIGHS

Pass attempts: 31 vs. Arkansas, 2021
Pass completions: 18 vs. Arkansas, 2021
Pass yards: 294 vs. Georgia, 2022 SEC Championship Game
Pass TDs: 2, 2x (Last: vs. Purdue, 2023 Citrus Bowl; First: vs. Georgia, 2022 SEC Championship Game)
Had intercepted: 2, 2x (Last: vs. Southern, 2022; First: vs. Arkansas, 2021)
Long pass: 75 vs. Purdue, 2023 Citrus Bowl

GARRETT NUSSMEIER'S CAREER RUSHING HIGHS

Rush attempts: 2 vs. Arkansas, 2021
Rush yards: 1 vs. Grambling, 2023
Long rush: 1 vs. Grambling, 2023

GARRETT NUSSMEIER'S CAREER STATISTICS

PASSING								
YEAR	G-GS	COMP	ATT	INT	YDS	TD	LONG	
2021	4-0	29	57	2	329	2	33	
2022	7-0	52	84	4	800	5	75 (TD)	
2023	5-0	17	33	0	196	1	51	
Total	16-0	98	174	6	1,325	8	75 (TD)	

RUSHING				
YEAR	ATT	YDS	TD	LONG
2021	5	-46	0	0
2022	1	-13	0	0
2023	1	1	1	1
Total	7	-58	1	1



2

Ovie Oghoufo

JACK

6-3 · 239 · Sr. · Trf.

Lathrup Village, Mich. (Harrison High School/Notre Dame/ Texas)

Joined the Tigers in January of 2023 and will play his final season of college football at LSU ... Proven to be a dominant edge rusher with 16.5 career tackles for loss and 13 sacks ... Spent first 3 years of college at Notre Dame playing for Brian Kelly ... Transferred to Texas where he played in 2021 and 2022 ... Came to LSU with 45 games of collegiate experience, starting 20 times (all at Texas) ... Tallied 118 career tackles prior to arriving at LSU ... Joined the Tigers after starting 20 games over the past 2 seasons at Texas, including 12 of the 13 games he appeared in during the 2022 season ... Twice named to the Big 12 Commissioner's Honor Roll at Texas ... Appeared in both the 2020 ACC Championship game and later against Alabama in the CFP National Semifinal at the Rose Bowl while at Notre Dame.

SIXTH-YEAR SENIOR SEASON (2023 at LSU)

Posted five tackles at Alabama ... Logged two tackles, including 1.0 for loss (-4 yards), a forced fumble and a fumble recovery vs. Army ... Posted one tackle and one QB hurry vs. Auburn ... Recorded two tackles and one QB hurry at Missouri ... Logged three tackles at Ole Miss ... Recorded two tackles and one PBU vs. Grambling ... Posted three tackles in season opener vs. Florida State.

OVIE OGHOUFO CAREER HIGHS

Tackles: 8 vs. Oklahoma State, 2021
Tackles for loss: 2.0, 2x (Last: 2.0 vs TCU, 2022; First: at Texas Tech, 2022)
Sacks: 1.0, several times (Last: vs. Rice, 2022)

OVIE OGHOUFOU CAREER STATISTICS (at Notre Dame, Texas and LSU)

YEAR	G-GS	UT	AT	TT	TFL	Sacks	PBU	QBH	INT	FF	FR
2018 (at ND)	0				-- Redshirted --						
2019 (at ND)	9-0	1	11	12	1.0-4	1.0-4	1	3	0	0	0
2020 (at ND)	11-0	7	3	10	1.5-9	1.5-9	2	1	0	0	0
2021 (at UT)	12-8	21	21	42	5.5-13	2.0-7	2	2	0	0	0
2022 (at UT)	13-12	20	34	54	8.5-22	8.5-22	3	4	0	2	0
2023 (at LSU)	8-8	8	10	18	1.0-4	0	0	2	0	1	1
Total	53-27	57	79	136	17.5-52	13.0-42	8	12	0	3	1



12

Kyle Parker

Wide Receiver

5-11 • 190 • Fr. • HS

Allen, Texas (Lovejoy)

Enrolled at LSU in January and took part in spring practice ... Another member of LSU's highly-touted group of receivers for the 2023 class ... Majoring in mass communications.

HIGH SCHOOL

Consensus 4-star receiver and one of the top players in the state of Texas ... Ranked as high as No. 33 at his position by Rivals.com ... Ranked as the nation's No. 37 receiver by ESPN.com ... As a senior, caught 72 passes for 1,091 yards and 13 touchdowns as a senior ... Also had 251 return yards on punts and kickoffs, 172 rushing yards on offense with 1,514 all-purpose yards with 19 total touchdowns ... Named first team District 7-5A Division II All-District in both 2021 and 2022 ... As a junior in 2021, caught 47 passes for 790 yards and 11 touchdowns ... Team posted a 12-2 mark in 2021 and reached the Texas 5A D-II regional finals ... In week 3 of senior season, caught 23 passes for 341 yards and 3 TDs vs. Argyle Kyle ... Standout on the track as well ... Clocked at 10.89 in the 100 meters and 23.04 in the 200.



30

Greg Penn III

Linebacker

6-2 • 235 • Jr. • 2L

Baltimore, Md. (DeMatha Catholic)

Returning starter at linebacker for the Tigers ... Started all 14 games at linebacker in 2022, finishing second on the team in tackles with 78 ... Emerged as a potential standout on the LSU defense late in the 2021 season ... Carried that over into an outstanding spring and then reaped those benefits to in 2022 to have his best season to date ... An every-down linebacker with good speed and the ability to make plays sideline-to-sideline ... Development has flourished in his time with defensive coordinator Matt House ... Tremendous practice player and was praised as such by former LSU All-America Damone Clark ... Majoring in sport administration.

JUNIOR SEASON (2023)

Led LSU with 10 tackles at Alabama, including 1.0 tackle for loss (-5 yards) ... Recorded five tackles vs. Army, including 1.0 sack for a seven-yard loss ... Logged eight tackles, including 0.5 tackle for loss (-1 yard), vs. Auburn ... Posted six tackles at Missouri ... Recorded 11 tackles at Ole Miss ... Logged a career-high 12 tackles vs. Arkansas with 1.0 sack (-5 yards) and one PBU ... Recorded three tackles at Mississippi State ... Posted five tackles, 0.5 tackled for loss and his first career interception vs. Grambling ... Logged three tackles in season opener vs. Florida State.

GREG PENN'S CAREER HIGHS

Tackles: 12 vs. Arkansas, 2023

Tackles for loss: 2.5 at Arkansas, 2022

Sacks: 1.0, 2x: vs. Army, 2023; vs. Arkansas, 2023

GREG PENN'S CAREER STATISTICS

YEAR	G-GS	UT	AT	TT	TFL	Sacks	PBU	QBH	INT	FF	FR
2021	10-1	5	6	11	0-0	0-0	0	0	0	0	0
2022	14-14	42	36	78	6.0-15	0-0	3	3	0	0	1-0
2023	9-9	25	38	63	4.0-18	2.0-12	1	0	1	0	0
Totals	33-23	72	80	152	10.0-33	2.0-12	4	3	1	0	1-0



4

Harold Perkins Jr.

Linebacker

6-1 • 220 • Fr.

New Orleans, La. (Cypress Park High School)

- 2022 First Team All-SEC (AP)
- 2022 Second Team All-SEC (Coaches)
- 2022 Freshman All-America (FWAA, The Athletic, College Football News)
- 2022 True Freshman All-America (ESPN)
- 2022 Freshman All-SEC (Coaches)
- 2022 Walter Camp National Defensive Player of the Week vs. Arkansas
- 2022 SEC Defensive Player of the Week vs. Arkansas
- 2022 SEC Defensive Player of the Week vs. Alabama
- 2022 SEC Freshman of the Week vs. Ole Miss
- 2022 LSU Percy E. Roberts Defensive Player of the Year
- 2022 First-Year SEC Academic Honor Roll

All-around outstanding linebacker who terrorized opposing quarterbacks during his first year with the Tigers in 2022 ... Will look to bring his game to the next level as a sophomore as an every-down player for the Tigers in 2023 ... Had as big an impact on LSU's 2022 SEC Western Division title as any player on the team ... Proved to be a game-plan wrecker for opposing offenses as a true freshman ... Played in all 14 games in 2022, starting 8 times ... Earned conference honors from the SEC for 3 consecutive weeks -- SEC Freshman of the Week vs. Ole Miss; SEC Defensive Player of the Week vs. Alabama and Arkansas ... Named Walter Camp National Defensive Player of the Week vs. Arkansas ... Finished true freshman season with 72 tackles, 13.0 tackles for loss and 7.5 sacks ... A player who does everything really well on defense and yet is still learning to be a college linebacker ... A year ago, made plays with sheer athleticism, tracking down quarterbacks in the backfield ... Used the spring to continue his development as a college linebacker ... Has all of the tools to take his game to the next level ... Possesses tremendous speed, strength and instincts ... Makes plays in the backfield and sideline ... Difficult to block ... Established himself both on the field and in the classroom during his first year on campus, earning SEC Academic Honor Roll distinction ... Born in New Orleans, but family was forced to relocate to the Houston-area following Hurricane Katrina in 2005 ... Calls New Orleans his hometown ... Majoring in sports administration ... Wears No. 4 in 2023 after wearing No. 40 in 2022.

SOPHOMORE SEASON (2023)

Posted eight tackles at Alabama, including a nine-yard sack ... Recorded seven tackles, including 0.5 tackle for loss (-2 yards), vs. Army ... Logged five tackles vs. Auburn, including 1.0 sack (-7 yards), 2.0 tackles for loss (-9 yards), one PBU and one QB hurry ... Posted three tackles, including 1.0 tackle for loss (-3 yards), at Missouri while also recording one interception, one PBU and one QB hurry ... Recorded nine tackles, including one tackle for loss (-3 yards), at Ole Miss ... Logged six tackles, 1.0 sack (-9 yards), 1.5 tackles for loss (-11 yards) and two forced fumbles vs. Arkansas ... Recorded four tackles, 1.0 sack (-3 yards), 2.0 tackles for loss (-4 yards) and one PBU at Mississippi State ... Posted one tackle in the Grambling game, along with one PBU and one QB hurry ... Started in the season opener against Florida State and recorded five tackles.

HAROLD PERKINS' CAREER HIGHS

Tackles: 10 vs. Georgia, 2022 SEC Championship Game

Tackles for Loss: 3.0 at Arkansas, 2022

Sacks: 3.0 at Arkansas, 2022

QB hurries: 3, 2x (Last: vs. Alabama, 2022; First: vs. Ole Miss, 2022)

Interceptions: 1, 2x - at Missouri, 2023; at Auburn, 2022

Pass Breakups: 1, 6x (Last: vs. Auburn, 2023; First: vs. Alabama, 2022)

Forced Fumble: 2, 2x (vs. Arkansas, 2023; at Arkansas, 2022)

Fumble Recovery: 0

HAROLD PERKINS' CAREER STATISTICS

YEAR	G-GS	UT	AT	TT	TFL	SACKS	PBU	QBH	INT	FF	FR
2022	14-8	39	33	72	13.0-75	7.5-59	2	14	1-3	4	0
2023	9-9	26	22	48	9.0-41	4.0-28	4	3	1-0	2	0
Totals	23-17	65	55	120	22.0-116	11.5-87	6	17	2-3	6	0



88

Ka'Morreun Pimpton

Tight End

6-6 • 227 • Fr. • HS

Fort Worth, Texas (North Crowley)

HIGH SCHOOL

A consensus 4-star prospect and one of the nation's top tight ends in the Class of 2023 ... Ranked as the nation's No. 6 tight end prospect and No. 55 overall for the state of Texas by On3 ... Had breakout season in 2022, catching 49 passes for 951 yards and 16 TDs at North Crowley ... As a junior, had 277 receiving yards and a pair of TDs ... Finished high school career with 85 receptions for 1,326 yards and 21 TDs ... Excels in track and field as well ... Won District 1-5A meet in the discus in 2021 with a throw of 143-9 and finished third in the shot put at 46-6 ... District champ in the shot put and finished second in the discus in 2022 ... Finished seventh in the 2022 Texas 5A state outdoor meet in the shot put with a toss of 52-09 ... Had a personal record of 54-10 feet in the shot put at the 2022 Texas UIL 5A Region meet, finishing second overall ... Advanced to 5A state meet in 2022 in the discus with a personal record throw of 160-10 ... Played at Brewer High School before transferring to North Crowley as a senior.



82

Khai Preat

Wide Receiver
6-0 • 193 • Fr. • HS
Belle Rose, La. (St. James)

HIGH SCHOOL

One of the top players in the state of Louisiana for the Class of 2023 ... Consensus 4-star wide receiver according to On3 ... Ranked as high as the nation's No. 18 wide receiver prospect by 247Sports.com ... Caught 61 passes for 1,097 yards and 14 TDs as a senior at St. James High School ... Averaged 18.0 yards per catch in leading St. James to the Division III non-select semifinals ... Selected to Baton Rouge Advocate All-Metro Team for Class 3A and below following 2022 season ... First team Class 3A All-State in 2022 ... Played at Ascension Catholic before transferring to St. James High School for his senior season ... Ran for 897 yards and 14 TDs as a sophomore at Ascension Catholic ... Clocked at 10.94 in the 100 and 21.7 in the 200 on the track ... At the 2021 LHSA Outdoor Meet, finished second in the 200 meters (22.50) and second in the 100 (11.14).



34

Damian Ramos

Placekicker
6-2 • 185 • So. • 1L
Baltimore, Md. (St. Paul's High School)

• 2022 Freshman All-SEC (Coaches)

Enters third season with the Tigers after joining the team as a walk-on in the fall of 2021 ... Emerged as LSU's starting placekicker during camp last year and converted 10-of-14 field goals and 55-of-57 point-after attempts in the 2022 season ... Earned 2022 Freshman All-SEC honors ... Strong leg with the ability to kick 50-yard field goals ... Outstanding accuracy ... Majoring in entrepreneurship.

SOPHOMORE SEASON (2023)

2-for-2 in field goals vs. Army, covering 35 and 32 yards ... 2-for-2 in field goals vs. Auburn, covering 30 and 35 yards ... Made two field goals at Missouri, including a career-best 48-yarder and a 29-yarder ... Booted a 20-yard field goal with five seconds remaining to lift LSU to 34-31 win over Arkansas; also kicked a 24-yard FG in the game ... 2-for-2 in FGs at Mississippi State, covering 22 and 41 yards ... 9-for-9 in PATs in Grambling game ... 1-for-1 in field goal attempts in season opener against Florida State when he connected on a 36-yard field goal to put LSU ahead 17-14 heading into halftime.

DAMIAN RAMOS' CAREER HIGHS

Field Goals: 2, 6x (Last: vs. Army, 2023; First: vs. Arkansas, 2022)
Field Goals Attempted: 3 at Missouri, 2023
Long Field Goal: 48 at Missouri, 2023
PATs: 9 vs. Grambling, 2023
PATs Attempted: 9 vs. Grambling, 2023
Points Scored: 14 vs. Army, 2023

DAMIAN RAMOS' FIELD GOALS

In Tiger Stadium: 10-of-12
In Road Games: 8-of-11
In Neutral Site Games: 3-of-5
On Natural Grass: 13-of-18
On Turf: 7-of-10

DAMIAN RAMOS' CAREER STATISTICS

YEAR	G	FGM-FGA	<20	20-29	30-39	40-49	50+	LONG	PAT	POINTS
2022	14	10-14	0-0	2-2	6-9	2-3	0-0	47	55-57	85
2023	9	11-14	0-0	4-5	5-5	2-3	0-1	48	52-52	85
Totals	23	21-28	0-0	6-7	11-14	4-6	0-1	48	107-109	170



44

Slade Roy

Long Snapper
6-2 • 220 • Jr. • 1L
Charlotte, N.C. (South Mecklenburg HS/East Carolina)

• 2022 SEC Academic Honor Roll

Enters second year at LSU after transferring from East Carolina in the summer of 2022 ... LSU's starting long snapper for punts and placekicks ... Appeared in all 14 games for the SEC Western Division Champion Tigers as a sophomore in 2022 ... Prior to LSU, served as East Carolina's long snapper as he helped the Pirates to a 7-5 mark and a berth in the Military Bowl in 2021 ... Entering 2023 season, college

career included 26 games with 239 total special teams snaps (105 punts, 134 placekicks) ... Excellent student ... Named to the 2022 SEC Academic Honor Roll ... Also earned a spot on the Dean's List at LSU during the summer of 2022 ... Took part in LSU's Study Abroad program in May of 2023 when he joined 10 of his teammates on a 10-day trip to Senegal ... Majoring in management.



15

Sage Ryan

Defensive Back
5-11 • 203 • So • 1L
Lafayette, La. (Lafayette Christian Academy)

Enters third season with the Tigers in 2023 ... Has shown steady improvement in each of his 2 previous seasons at LSU ... Versatile defensive back who can play either safety or the nickel position ... Ability to make plays all over the secondary ... Ball hawk with a knack for locating the football ... Can cover and tackle with equal ability ... Also a special teams contributor ... Uncle is former LSU standout linebacker Trev Faulk and is also related (cousin) to former Tiger All-America Kevin Faulk ... Older brother Shakeir was a standout at Northwestern State and played three seasons in the CFL ... Appeared in 4 games with a pair starts at safety as a true freshman in 2021 ... Majoring in sports administration.

SOPHOMORE SEASON (2023)

Posted six tackles and one PBU at Alabama ... Recorded one tackle vs. Army ... Logged one tackle vs. Auburn ... Posted three tackles at Missouri ... Recorded career-best seven tackles, including two tackles for loss (-2 yards, at Ole Miss ... Logged one tackle vs. Arkansas ... Posted three tackles and 1.0 tackle for loss (-1 yard) at Mississippi State ... Recorded three tackles in season opener vs. Florida State.

SAGE RYAN'S CAREER HIGHS

Tackles: 7 at Ole Miss, 2023
Tackles for loss: 2.0 at Ole Miss, 2023
Sacks: 0
Interceptions: 0
Passes Defended: 1, 4x (Last: at Alabama, 2023; First: vs. Florida, 2021)
Fumble Recoveries: 2 vs. Southern, 2022
Forced Fumbles: 1, 2x (Last: vs. Alabama, 2022; First: vs. Tennessee, 2022)

SAGE RYAN'S CAREER STATISTICS

YEAR	G-GS	UT	AT	TT	TFL	Sacks	PBU	QBH	INT	FF	FR
2021	4-2	2	4	6	0-0	0-0	2	0	0	0	0
2022	14-1	13	10	23	0-0	0-0	1	1	0	2	2-0
2023	9-6	14	11	25	3.0-3	0-0	1	0	0	0	0
Totals	27-9	29	25	54	3.0-3	0-0	4	1	0	2	2-0



14

André Sam

Safety
6-1 • 180 • Sr./Trf.
Iowa, La. (Iowa High School/McNeese/Marshall)

- 2021 First Team All-Southland Conference (at McNeese)
- 2020 First Team All-Southland Conference (at McNeese)

Transfer safety who joined the Tigers following the spring semester in 2023 ... Spent four years at McNeese before transferring to Marshall in the spring of 2022 ... Entered 2023 season with 55 career appearances (43 at McNeese, 12 at Marshall) with 48 starts (38 at McNeese, 10 at Marshall) ... Entered 2023 season with 232 career tackles to go with 7 interceptions and 22 pass breakups ... Played against LSU in Tiger Stadium in 2021 when the Tigers hosted McNeese ... Advocates for children who have speech impediments ... Has had a nearly life-long battle with stuttering.

SUPER SENIOR SEASON (2023 at LSU)

Posted eight tackles at Alabama ... Recorded three tackles, two INTs and one PBU vs. Army ... Logged five tackles vs. Auburn ... Posted six tackles at Missouri ... Recorded career-high 14 tackles at Ole Miss ... Logged seven tackles, 0.5 tackle for loss (-1 yard) and one interception vs. Arkansas ... Posted four tackles and one PBU at Mississippi State ... Recorded five tackles in starting role vs. Grambling ... Started against Florida State in the season opener and recorded five tackles.

ANDRE SAM'S CAREER HIGHS

Tackles: 14 at Ole Miss, 2023 (at LSU)
Tackles for Loss: 2.0 at James Madison, 2022 (at Marshall)
Sacks: 0.5 vs. Lamar, Spring 2021 (at McNeese)
Interceptions: 2, 2x: vs. Army, 2023; vs. Sam Houston State, Spring 2021 (at McNeese)
Pass Breakups: 3 vs. Sam Houston State, 2019 (at McNeese)

ANDRE SAM'S CAREER STATISTICS

YEAR	G-GS	UT	AT	TT	TFL	SACKS	PBU	QBH	INT	FF	FR
2018 McNeese	3-0	5	1	6	0	0	0	0	0	0	0
2019 McNeese	12-12	37	14	51	2.0-4	0	7	0	1-0	0	0
2020 McNeese	7-5	30	22	52	1.5-4	0.5-2	5	0	3-51	1	0
2021 McNeese	11-11	48	16	64	1.0-2	0	7	0	1-23	0	0
2022 Marshall	12-10	32	21	53	5.5-11	0	8	1	1-0	0	1-20
2023 LSU	9-9	33	24	57	1.0-2	0	3	0	3-60	0	0
McNeese Totals	33-28	120	53	173	4.5-10	0.5-2	19	0	5-74	1	0
Marshall Totals	12-10	32	21	53	5.5-11	0	8	1	1-0	0	1-20
LSU Totals	9-9	33	24	57	1.5-2	0	3	0	3-60	0	0
College Totals	54-47	185	98	283	11.0-23	0.5-2	30	1	9-134	1	1-20



6

Shelton Sampson Jr.

Wide Receiver
6-3 · 187 · Fr. · HS
Baton Rouge, La. (Catholic)

HIGH SCHOOL

Standout wide receiver at Catholic High School in Baton Rouge where he finished his prep career as the most accomplished player at his position in school history ... One of the top receiver prospects in the Class of 2023 ... Rated with 4-stars and No. 36 overall and No. 6 at his position in the On3 Composite ... Ranked as high as No. 23 overall nationally and the No. 4 wide receiver by On3 ... Ranked No. 41 nationally by ESPN.com ... Capped his prep career with 140 receptions for 2,495 yards and 31 touchdowns ... Ranks No. 1 in school history in receptions, receiving yards and TDs ... As a senior, caught 79 passes for 1,152 yards and 18 TDs becoming only the third player in Catholic history to reach 1,000 receiving yards in a season ... First team 5A All-State as both a junior and senior ... Named to 2022 Class 5A/4A All-Metro Football Team for Baton Rouge ... Hauled in 40 passes for 932 yards and 8 TDs as a junior ... Scored 192 points during his high school career, which ranks No. 7 all-time in school history ... In four years at Catholic, team went a combined 44-6 with two Louisiana Division I State Championships, three appearances in the state championship game and a pair of district titles ... High school teammates with LSU offensive lineman Emery Jones Jr. ... Invited to participate in Under Armour All-America game ... His dad Shelton Sampson was a standout running back at Northwestern State from 2002-05.



94

Paris Shand

Defensive Tackle
6-5 · 290 · Jr. · Trf.
Toronto, Ontario (The Loomis Chaffee School/Arizona)

Tremendous all-around athlete who joins the Tigers after transferring from Arizona ... Spent three years at Arizona, appearing in 24 games with 10 starts ... Standout basketball player as well ... Member of Canada's U16 National Team in 2017, winning a silver medal at the FIBA U16 Americas Championship in Argentina ... Born in Canada ... Played high school football at the Loomis Chaffee School in Windsor, Connecticut ... Dad Kevin Shand played college basketball at Duquesne, was a member of the Canadian National Team and played professionally overseas.

JUNIOR SEASON (2023 at LSU)

Logged 1.0 sack (-3 yards) at Alabama ... Recorded one tackle vs. Army ... Posted six tackles, 1.5 tackles for loss (-1 yard) and a PBU vs. Auburn ... Logged one tackle and a 0.5 tackle for loss at Ole Miss ... Recorded one tackle vs. Arkansas ... Posted one tackle for loss (-5 yards) at Mississippi State.

PARIS SHAND'S CAREER HIGHS (at Arizona)

Tackles: 5 vs. San Diego State, 2022
Tackles for Loss: 1.5, 2x (Last: vs. Mississippi State, 2022)
Sacks: 1.5 vs. Mississippi State, 2022

PARIS SHAND'S CAREER STATS (2020-22 at Arizona; 2023 at LSU)

YEAR	G-GS	UT	AT	TT	TFL	Sacks	PBU	QBH	INT	FF	FR
2020	4-0	2	0	2	1.0-2	1.0-2	0	0	0	0	0
2021	11-3	8	8	16	2.0-7	1.5-6	0	2	0	0	0
2022	9-7	12	11	23	2.5-15	2.5-15	0	0	0	2	1-0
2023	9-0	4	8	12	4.0-9	1.0-3	1	0	0	0	0
Totals	33-10	26	27	53	9.5-33	6.0-26	1	2	0	2	1-0



0

Maason Smith

Defensive Tackle
6-5 · 300 · So. · 1L
Houma, La. (Terrebonne HS)

- 2021 Freshman All-America (Football Writers Association of America)
- 2021 Freshman All-SEC

Enters third season with the Tigers ... One of the nation's top defensive linemen despite missing all but one quarter of the 2022 season ... Fully recovered and enters 2023 with no limitations ... Injured knee in first quarter of 2022 season-opener against Florida State ... Used his time off the field to serve as a mentor to the defensive linemen ... Despite injury, was still involved in every aspect of the team and serves as a team leader and an ambassador for the program ... Redshirted in 2022 ... Was in position for a breakout season in 2022 after earning Freshman All-America honors in 2021 ... The most imposing player on the LSU roster ... Extremely hard worker in all areas of the game – practice field, weight room and film room ... Strong, quick off the ball, and difficult to block ... Rarely gets beat 1-on-1 and often requires the attention of more than one offensive lineman ... Brings a great attitude to work each day ... Has the desire to be a great player ... Looked like an NFL veteran from the first time he stepped on campus ... Rated as the nation's top prep defensive lineman for the Class of 2021 ... Enrolled at LSU early and took part in spring practice prior to his rookie season ... First player in LSU history to wear No. 0 ... Recorded 19 tackles, 5.0 tackles for loss and 4.0 sacks as a true freshman in 2021 ... Majoring in interdisciplinary studies.

SOPHOMORE SEASON (2023)

Logged one tackle at Alabama ... Recorded three tackles vs. Army, including 0.5 tackle for loss (-2 yards) ... Posted one tackle vs. Auburn ... Registered four tackles and 1.0 sack at Missouri (-6 yards), along with one PBU and one QB hurry ... Logged two tackles and a 0.5 tackle for loss at Ole Miss ... Recorded two tackles vs. Arkansas ... Posted two tackles, one PBU and one QB hurry at Mississippi State ... Made 2023 season debut vs. Grambling, recording one tackle for loss (-2 yards).

MAASON SMITH'S CAREER HIGHS

Tackles: 6 vs. McNeese, 2021
Tackles for loss: 3.5 vs. McNeese, 2021
Sacks: 3.0 vs. McNeese, 2021
QB Hurries: 1, 3x (Last: at Missouri, 2023; First: at Ole Miss, 2021)

MAASON SMITH'S CAREER STATISTICS

YEAR	G-GS	UT	AT	TT	TFL	Sacks	PBU	QBH	INT	FF	FR
2021	9-4	13	6	19	5.0-29	4.0-25	0	1	0	0	0
2022	1-1	0	0	0	0	0	0	0	0	0	0
2023	8-8	6	10	16	3.0-10	1.0-6	2	2	0	0	0
Totals	18-13	19	16	35	8.0-39	5.0-31	2	3	0	0	0



1

Omar Speights

Linebacker
6-1 · 235 · Sr./Trf.
Philadelphia, Pa. (Crescent Valley HS/Oregon State)

- 2022 First Team All-Pac 12 (Coaches)
- 2022 Second Team All-Pac 12 (AP)
- 2019 Freshman All-America (USA Today, FWAA, The Athletic)
- 2019 Pac-12 Freshman of the Week vs. Washington

Standout linebacker who will factor heavily into LSU's defensive plans in 2023 ... Joined the Tigers in the spring of 2023 after transferring from Oregon State ... Went through spring drills and gained immediate respect from his teammates ... Emerged from spring as a player who will be a difference-maker for LSU this season as well as one who established himself as a team leader ... Four-year starter at linebacker at Oregon State ... First team All-Pac 12 in 2022 after leading Oregon State to a 10-win season ... Freshman All-America in 2019 ... Appeared in 45 games during his 4 years at Oregon State, starting 39 times ... Racked up 308 tackles, 25.0 tackles for loss and 5 sacks ... Graduated from Oregon State in December of 2022 with a degree in business administration ... Born and raised in Philadelphia, Pennsylvania ... His brother Jeromy also played football at Oregon State.

SENIOR SEASON (2023 at LSU)

Logged five tackles at Alabama ... Led the Tigers with nine tackles vs. Army ... Recorded eight tackles vs. Auburn, tying for the team lead ... Posted four tackles at Ole Miss ... Logged one tackle vs. Grambling ... Started in the season opener against Florida State and recorded a team-high 8 tackles in his first career game for LSU.

OMAR SPEIGHTS' CAREER HIGHS

Tackles: 18 vs. Washington, 2019
Tackles for Loss: 2.0, 2x (Last: vs. Florida, 2022 Las Vegas Bowl)
Sacks: 1.0, 4x (Last: vs. Utah State, 2021 LA Bowl)
Interceptions: 1, 3x (Last: at Washington State, 2021)
Fumble Recovery: 1, 2x (Last: at USC, 2021)

OMAR SPEIGHTS' CAREER STATISTICS

YEAR	G-GS	UT	AT	TT	TFL	SACKS	PBU	QBH	INT	FF	FR
2019 (OSU)	12-6	43	30	73	7.5-30	3.5-21	3	2	1-3	0	1
2020 (OSU)	7-7	32	31	63	4.5-8	1.0-2	0	0	0	0	0
2021 (OSU)	13-13	33	56	89	5.0-13	0.5-2	1	2	2--4	0	1
2022 (OSU)	13-13	39	44	83	8.0-21	0-0	1	4	0	0	0
2023 (LSU)	6-6	11	24	35	0-0	0-0	0	0	0	0	0
Totals	51-45	158	185	343	25.0-72	5.0-25	5	8	3-1	0	2



26

Ashton Stamps

Cornerback

6-0 · 167 · Fr. · HS

Harvey, La. (Archbishop Rummel)

TRUE FRESHMAN SEASON (2023)

Made first career LSU start at Ole Miss and logged six tackles ... Recorded two tackles and one PBU vs. Grambling.



13

Bradyn Swinson

Edge/Jack

6-4 · 233 · Jr. · Trf.

Douglasville, Ga. (Chapel Hill HS/Oregon)

Talented edge rusher who joined the Tigers after transferring from Oregon ... Signed with the Tigers in December of 2022 ... Spent 3 years at Oregon, appearing in 30 games with 1 start ... Highly-recruited prospect in the Class of 2020 ... Earned Pac-12 Defensive Lineman of the Week for his performance in Oregon's win over Ohio State in 2021.

JUNIOR SEASON (2023 at LSU)

Posted three tackles and two QB hurries at Alabama ... Logged five tackles, one tackle for loss (-2 yards) and one PBU vs. Army ... Posted four tackles, including one for -12 yards, vs. Auburn ... Recorded two tackles, 1.0 sack (-10 yards) and a forced fumble at Missouri; the sack came on a third-and-six play at the LSU 46 with under two minutes remaining in the game and LSU holding a three-point lead ... Posted three tackles, 0.5 tackle for loss (-1 yard), one PBU and one QB hurry vs. Arkansas ... Started at Mississippi State and recorded three tackles, one PBU and one QB hurry ... Provided one tackle and one QB hurry vs. Grambling ... Played in the season opener against Florida State and recorded 5 tackles, including one for a loss.

BRADYN SWINSON'S CAREER HIGHS

Tackles: 5, 4x (Last: vs. Army, 2023)
Sacks: 1, 4x (Last: at Missouri, 2023)

BRADYN SWINSON'S CAREER STATS

YEAR	G-GS	UT	AT	TT	TFL	Sacks	PBU	QBH	INT	FF	FR
2020 (Oregon)	7-0	2	1	3	0	0	1	0	0	0	0
2021 (Oregon)	11-1	14	10	24	4.0-24	3.0-23	2	0	0	1	0
2022 (Oregon)	12-0	5	3	8	1.5-3	0	0	0	0	0	0
2023 (LSU)	9-1	9	17	26	4.5-31	1.0-10	3	7	0	1	0
Totals	39-2	30	31	61	10.0-58.4	0-33	6	7	0	2	0



86

Mason Taylor

Tight End

6-5 · 245 · So./1L

Plantation, Fla. (St. Thomas Aquinas High School)

- 2022 Freshman All-SEC (Coaches, AP)
- 2022 SEC Freshman of the Week vs. Alabama
- 2022 SEC First-Year Academic Honor Roll

Outstanding young talent who made an immediate impact during his first season at LSU ... Goes into sophomore season as one of the nation's top tight ends after earning Freshman All-SEC honors in 2022 ... Entered 2023 season ranked second on LSU's all-time single-season list for receptions (38) and No. 3 in receiving yards (414) by a tight end ... Made Tiger Stadium erupt when he hauled in a 2-point conversion in overtime in LSU's 32-31 win over Alabama ... Does everything well on the football field ...

Makes catches with ease, tremendous as a blocker in the running game especially when it comes to providing downfield blocks for a scrambling Jayden Daniels ... Comes from a football family as he dad Jason played 15 years in the NFL and is in the Pro Football Hall of Fame ... His uncle Zach Thomas is also a former NFL standout ... His brother Isaiah plays football at Arizona ... Last year, head coach Brian Kelly said of Mason Taylor, "we hit a home run with Mason Taylor. He's been outstanding. I've been blessed. I've had some great tight ends. I've got seven of them right now who are active in the NFL. And Mason Taylor is as good as any freshman tight end that I've had." ... Named to First-Year SEC Academic Honor Roll for the 2022-23 academic year ... Majoring in general business.

SOPHOMORE SEASON (2023)

Three catches for 19 yards at Alabama ... Caught one pass for 11 yards vs. Army ... Two receptions for 18 yards vs. Auburn ... Caught four passes for 27 yards at Missouri, including one for a three-yard TD ... Recorded five receptions for 61 yards at Ole Miss ... Caught three passes for 33 yards vs. Arkansas ... Started in the season opener against Florida State and tallied four receptions for 39 yards.

MASON TAYLOR'S CAREER HIGHS

Receptions: 6 vs. Georgia, 2022 SEC Championship Game
Receiving Yards: 88 vs. Purdue, 2023 Citrus Bowl
Receiving TDs: 1, 4x (Last: at Missouri, 2023; First: vs. Ole Miss, 2022)
Longest Reception: 38 vs. Ole Miss, 2022

MASON TAYLOR'S CAREER RECEIVING STATISTICS

YEAR	G-GS	REC.	YDS.	TD	LONG
2022	14-13	38	414	3	38 (TD)
2023	8-8	25	208	1	22
TOTAL	22-21	61	622	4	38 (TD)



11

Brian Thomas Jr.

Wide Receiver

6-4 · 201 · Jr. · 2L

Walker, La. (Walker HS)

A big-play threat in LSU's passing game ... Big target for the Tigers who possesses tremendous speed and great hands ... Creates mismatches with cornerbacks due to his size ... Outstanding leaping ability and rarely gets beat on a 50-50 ball ... Part of LSU's receiving rotation for past two years and will continue to be a significant contributor on offense ... A natural athlete who also excelled in basketball in high school ... Turned down opportunity to play Division I basketball at a number of schools to attend LSU ... Majoring in sports administration.

JUNIOR SEASON (2023)

Three catches for 36 yards at Alabama ... Caught three passes for 122 yards vs. Army, including a career-long 86-yard TD reception and an eight-yard score ... Recorded two catches for seven yards vs. Auburn ... Logged four receptions for 66 yards, including a 42-yard touchdown ... Caught eight passes for 124 yards and three TDs at Ole Miss covering 20, 11 and 34 yards ... Recorded five catches for 133 yards and two TDs - each one covering 49 yards - vs. Arkansas ... Logged seven receptions for 60 yards at Mississippi State ... Caught six passes for 78 yards and two TDs (covering 26 and 10 yards) vs. Grambling ... Started in the season opener against Florida State and recorded 7 receptions for 142 yards and a touchdown... Both his yards and receptions marked a career-high... 142 receiving yards was the fourth most by an LSU player in a season opener; it was also the first 100 yard receiving game of his career.

BRIAN THOMAS' CAREER HIGHS

Receptions: 8 at Ole Miss, 2023
Receiving Yards: 142 vs. Florida State 2023
Receiving TDs: 3 at Ole Miss, 2023
Longest Reception: 86 vs. Army, 2023

BRIAN THOMAS' CAREER RECEIVING STATISTICS

YEAR	G-GS	REC.	YDS.	TD	LONG
2021	12-9	28	359	2	42 (TD)
2022	13-6	31	361	5	57 (TD)
2023	9-8	45	768	11	86 (TD)
TOTAL	34-23	104	1,488	18	86 (TD)



38

Peyton Todd

Punter

6-5 · 240 · So. · Sqd.

West Monroe, La. (West Monroe HS)

• 2021 SEC Academic Honor Roll

Two-year squad member for the Tigers heading into 2023 ... Redshirted as a true freshman in 2021 and then served as the backup punter to Jay Bramblett in 2022 ... LSU's backup holder on placekicks as well ... Appeared in 1 game during his career (vs. Purdue in the 2023 Citrus Bowl) ... Named to 2021 SEC Academic Honor Roll ... Majoring in Animal Science.

REDSHIRT FRESHMAN SEASON (2022)

Served as LSU's backup punter and holder for placekicks ... Played in 1 game, holding on a point-after touchdown in the Citrus Bowl win over Purdue.



25

Javien Toviano

Cornerback
6-1 · 199 · Fr. · HS
Arlington, Texas (Martin)

Enrolled at LSU in January and took part in spring drills ... One of the nation's top cornerbacks in the Class of 2023 ... Majoring in mechanical engineering.

TRUE FRESHMAN SEASON (2023)

Made first career LSU start at Alabama and recorded seven tackles ... Posted one tackle vs. Army ... Logged one tackle vs. Auburn ... Recorded two tackles at Mississippi State ... Posted two tackles vs. Grambling in Week 2.



69

Charles Turner III

Center
6-4 · 295 · Sr. · 3L
Canton, Ohio (IMG Academy)

- 2023 Outland Trophy National Player of the Week vs. Auburn
- LSU Graduate (Interdisciplinary Studies), May 2023

Veteran offensive lineman who has developed tremendously under offensive line coach Brad Davis ... One of the top centers in the SEC going into 2023 ... Versatile player with the ability to play multiple positions on the offensive line if necessary ... Team leader ... Started 12 games at center for the Tigers in 2022 with LSU going 9-3 in those games ... Took over at center in 2022 after serving as a backup at the position in 2021 ... Very athletic player with complete understanding of the center position ... entered 2023 season having appeared in 27 games at LSU, starting 13 times (12 at center, 1 at right tackle) ... Graduated in May of 2023 with a degree in interdisciplinary studies.

SENIOR SEASON (2023)

LSU's starting center in Weeks 1-9 vs. Florida State, Grambling, Mississippi State, Arkansas, Ole Miss, Missouri, Auburn, Army and Alabama ... Named 2023 Outland Trophy National Player of the Week for the Auburn game, as he was the catalyst on an offensive line that pushed LSU to average 8.5 yards per play and 6.1 yards per rush in the victory.



33

West Weeks

Linebacker
6-2 · 238 · Jr./1L
Watkinsville, Ga. (Oconee County High School/Virginia)

Enters second season at LSU in 2023 after transferring from Virginia ... Is joined on the LSU roster by his brother, Whit ... Whit signed with the Tigers in December of 2022 and enrolled at LSU in January ... Appeared in 14 games in his first year with the Tigers after playing in 11 games as a true freshman at Virginia in 2021 ... His dad, David, was a three-year starter on the offensive line for Georgia from 1991-95 ... Joined 10 of his teammates for LSU's Study Abroad program in May of 2023 that saw the group travel to Senegal for a 10-day trip ... Majoring in entrepreneurship.

JUNIOR SEASON (2023)

Recorded two tackles at Mississippi State ... Logged a team-high six tackles in win over Grambling.

WEST WEEKS CAREER HIGHS

Tackles: 8 vs. Pittsburgh, 2021
Tackles for loss: 2.0 vs. New Mexico, 2022
Sacks: 1.0, 2x (Last: vs. New Mexico, 2022; First: vs. Virginia Tech, 2021)
Interceptions: 0
Pass Breakups: 2 vs. Pittsburgh, 2021

WEST WEEKS CAREER STATISTICS (2021 at Virginia; 2022-23 at LSU)

YEAR	G-GS	UT	AT	TT	TFL	Sacks	PBU	QBH	INT	FF	FR
2021 Virginia	11-1	15	16	31	1.0-14	1.0-14	5	2	0	0	1-0
2022 LSU	14-0	15	13	28	3.0-4	1.5-3	0	0	0	1	0
2023 LSU	9-0	1	9	10	0	0	0	0	0	0	0
Virginia Totals	11-1	15	16	31	1.0-14	1.0-14	5	2	0	1	1-0
LSU Totals	23-0	16	22	38	3.0-4	1.5-3	0	0	0	0	0
College Totals	34-1	31	38	69	4.0-18	2.5-17	5	2	0	0	1-0



40

Whit Weeks

Linebacker
6-3 · 217 · Fr. · HS
Watkinsville, Ga. (Oconee County)

Enrolled at LSU in January and participated in spring practice ... Older brother West is also a linebacker for the Tigers ... Returned an interception for a touchdown in the spring game ... Dad played football at Georgia ... Majoring in entrepreneurship.

TRUE FRESHMAN SEASON (2023)

Logged three tackles vs. Army ... Posted one tackle vs. Auburn ... Recorded five tackles, including one tackle for loss (-2 yards), at Missouri ... Logged nine tackles at Ole Miss with 1.5 tackles for loss and two QB hurries ... Posted nine tackles vs. Arkansas, including 0.5 sack (-4 yards) and one QB hurry ... Made first career start at Mississippi State and led team with eight stops while adding one QB hurry ... Logged four tackles vs. Grambling.



5

Laterrance Welch

Cornerback
6-1 · 191 · So./1L
Lafayette, La. (Acadiana High School)

Talented cornerback who saw action in 13 games as a true freshman ... Most of his playing time came on special teams ... Had a great spring and has positioned himself for additional playing time in 2023 ... Tremendous in coverage and a good tackler ... Proven in practice to be difficult to throw on ... Does a good job of reading the ball and reacting on the pass ... Majoring in sport administration.

SOPHOMORE SEASON (2023)

Logged four tackles, 0.5 tackle for loss (-1 yard) and one PBU at Ole Miss ... Recorded one tackle at Mississippi State ... Posted one tackle in Week 2 vs. Grambling.

LATERRANCE WELCH'S CAREER HIGHS

Tackles: 2 vs. Southern, 2022
Tackles for loss: 0.5 at Ole Miss, 2023
Sacks: 0
Interceptions: 0

LATERRANCE WELCH'S CAREER STATISTICS

YEAR	G-GS	UT	AT	TT	TFL	Sacks	PBU	QBH	INT	FF	FR
2022	13-0	4	0	4	0-0	0-0	0	0	0	0	0
2023	6-0	1	5	6	0.5-1	0-0	1	0	0	0	0
Totals	19-0	5	5	10	0.5-1	0-0	1	0	0	0	0



68

Fitzgerald West Jr.

Defensive Tackle
6-2 · 300 · Fr./RS
Lafayette, La. (Lafayette Christian Academy)

Enters second year with the Tigers after seeing action on both sides of the ball as a true freshman in 2022 ... Goes into redshirt freshman season playing defensive tackle ... Helped fill in where needed when injuries hurt depth on the offensive and defensive lines last season ... Played a total of 5 games ... Saw action on offensive line against Southern and played on defensive line against New Mexico and Purdue ... Other action came on special teams vs. Mississippi State and UAB ... Joined the Tigers after a standout career on both sides of the ball at Lafayette Christian Academy ... Took part in LSU's Study Abroad program in May of 2023 when he joined 10 of his teammates on a 10-day trip to Senegal ... Majoring in management.

REDSHIRT FRESHMAN SEASON (2023)

Posted one tackle vs. Army ... Logged one tackle vs. Grambling.

FITZGERALD WEST'S CAREER HIGHS

Tackles: 1, 3x: vs. Army, 2023; vs. Grambling, 2023; vs. Purdue, 2023 Citrus Bowl
Tackles for Loss: 0
Sacks: 0

FITZGERALD WEST'S CAREER STATISTICS

YEAR	G-GS	UT	AT	TT	TFL	Sacks	PBU	QBH	INT	FF	FR
2022	5-0	1	0	1	0-0	0-0	0	0	0	0	0
2023	2-0	0	2	2	0-0	0-0	0	0	0	0	0
Total	7-0	1	2	3	0-0	0-0	0	0	0	0	0



93

Quency Wiggins

Defensive End
6-6 • 265 • Fr./RS
Baton Rouge, La. (Madison Prep)

Defensive end prospect with huge upside ... Has all of the measurables and traits necessary to be a dominant defensive end for the Tigers – size, strength, work ethic, and determination to be great ... Showed a glimpse of what his future may hold with an outstanding performance vs. Purdue in the Citrus Bowl ... Had 4 tackles in bowl victory ... As a true freshman learned from some of the best at his position, working alongside the likes of BJ Ojulari and Ali Gaye each day in practice ... Local product who was a standout at Madison Prep in Baton Rouge ... Majoring in general business.

SOPHOMORE SEASON (2023)

Posted one tackle vs. Army.

TRUE FRESHMAN SEASON (2022)

Appeared in 5 games ... Recorded 5 tackles, including a career-best 4 in win over Purdue in the Citrus Bowl ... Made LSU debut in win over Mississippi State ... Had first career tackle the following week in win over New Mexico ... Also played against Auburn and Tennessee ... Enrolled at LSU in January of 2022 and took part in spring practice.

QUENCY WIGGINS' CAREER HIGHS

Tackles: 4 vs. Purdue, 2023 Citrus Bowl

Tackles for loss: 0

Sacks: 0

QUENCY WIGGINS' CAREER STATISTICS

YEAR	G-GS	UT	AT	TT	TFL	Sacks	PBU	QBH	INT	FF	FR
2022	5-0	3	2	5	0-0	0-0	0	0	0	0	0
2023	3-0	1	0	1	0-0	0-0	0	0	0	0	0
Totals	8-0	4	2	6	0-0	0-0	0	0	0	0	0



27

Josh Williams

Running Back
5-9 • 200 • Sr. • 3L
Houston, Texas (The Kinkaid School)

- 2023 Jason Witten Collegiate Man of the Year Award Semifinalist
- LSU Graduate (Marketing) – December, 2022
- 2022 SEC Academic Honor Roll
- 2021 SEC Academic Honor Roll
- 2020 SEC Academic Honor Roll

Former walk-on to the team that has since earned a scholarship and become one of the top running backs on the LSU roster ... Enters fifth year with the Tigers in 2023 ... Has worked his way up from the scout team when he first arrived on campus to being one of the leading rushers for the Tigers ... Joined the team as a walk-on in 2019 and was awarded a scholarship after preseason camp in 2020 ...Turned down offers to some smaller Division I schools to attend LSU, a team that he was a huge fan of growing up ... Has proven to be a dependable back, both running the ball or in pass protection ... Equally as accomplished in the classroom, earning SEC Academic Honor Roll honors three times ... Graduated in December of 2022 with a marketing degree and with a 3.4 grade point average Pursuing an MBA ... Part of a group of LSU players who participated in the school's Study Abroad program in May of 2023, spending 10 days in Senegal ... Delivered the keynote speech at LSU's annual "Tribute", a graduation exercise for student-athletes held the night before graduation, in December of 2022 ... Recipient of the 2022 Percy E. Roberts Offensive Player of the Year Award for LSU.

SENIOR SEASON (2023)

Rushed four times for 19 yards and a two-yard TD at Alabama; also caught one pass for six yards ... Caught two passes for 46 yards vs. Army ... Caught a 13-yard TD pass vs. Auburn; also carried twice for six yards ... Rushed twice for 10 yards at Missouri ... Carried once for 41 yards vs. Arkansas; also caught one pass for seven yards ... Rushed four times for 17 yards, including a 1-yard TD, at Mississippi State ... Carried six times for 43 yards vs. Grambling ... Rushed for 44 yards against Florida State.

JOSH WILLIAMS' CAREER HIGHS

Rushing attempts: 18 at Arkansas, 2022

Rushing yards: 118 at Arkansas, 2022

Rushing TDs: 1, 8x (Last: at Alabama, 2023)

Long rush: 50 vs. at Florida, 2022

JOSH WILLIAMS' CAREER RUSHING STATISTICS

YEAR	G-GS	No.	Yards	TD	Long
2019	0-0	0	0	0	0
2020	10-0	22	88	0	30
2021	13-0	23	108	0	24
2022	11-6	97	532	6	50
2023	9-0	23	180	2	41
TOTAL	43-6	165	908	8	50



18

Mekhi Wingo

Defensive Line
6-1 • 295 • Jr./1L
St. Louis, Mo. (De Smet High School/Missouri)

- 2022 Third Team All-America (AP)
- 2022 Second Team All-SEC (Coaches, AP)
- 2022 SEC Defensive Lineman of the Week vs. Ole Miss
- 2021 SEC Freshman All-SEC

Anchor on LSU's defensive line ... Tremendous talent who transferred to LSU after spending one season at Missouri ... Third team All-America and second team All-SEC in his first year at LSU in 2022 ... Joined LSU after a Freshman All-SEC season at Missouri ... Team leader on and off the field... One of five LSU representatives on the SEC Student-Athlete Leadership Council ... Majoring in mass communications ... Coached in high school by LSU cornerbacks coach Robert Steeples ... Took part in LSU's Study Abroad program in May of 2023 when he joined 10 of his teammates on a 10-day trip to Senegal ... Active in many community service endeavors including Baton Rouge Food Bank, the domestic violence shelter, literacy fest, and the Boys and Girls Club.

JUNIOR SEASON (2023 at LSU)

Posted two tackles, including 1.0 sack (-2 yards), vs. Auburn ... Logged three tackles at Missouri ...

Recorded three tackles at Ole Miss ... Posted four tackles and a 0.5 sack (-4 yards) vs. Arkansas ...

Logged three tackles, including 1.0 sack (-7 yards) at Mississippi State ... Recorded three tackles, including a 0.5 tackle for loss, vs. Grambling ... Posted four tackles in season opener vs. Florida State

MEKHI WINGO'S CAREER HIGHS

Tackles: 7 vs. Ole Miss, 2022

Tackles for Loss: 1.5 vs. Ole Miss, 2022

Sacks: 1.5 vs. Ole Miss, 2022

Interceptions: 1 vs. North Texas, 2021 (at Missouri)

Pass Breakups: 2, 2x (Last: vs. Alabama, 2022; First: vs. Ole Miss, 2022)

Fumble Recovery: 1, 2x (Last: at Arkansas, 2022; First: vs. Florida State, 2022)

Forced Fumble: 1 vs. Ole Miss, 2022

MEKHI WINGO'S CAREER STATISTICS

YEAR	G-GS	UT	AT	TT	TFL	SACKS	PBU	QBH	INT	FF	FR
2021 Missouri	12-4	14	13	27	2.0-8	1.0-7	0	2	1-40	0	0
2022 LSU	14-13	25	21	46	6.0-34	3.0-29	4	5	0	1	2-0
2023 LSU	7-7	9	13	22	3.0-13	1.0-2	0	0	0	0	0
Missouri Totals	12-4	14	13	27	2.0-8	1.0-7	0	2	1-40	0	0
LSU Totals	21-20	34	34	68	9.0-47	4.0-31	4	5	0	1	2-0
College Totals	33-24	48	47	95	11.0-55	5.0-38	4	5	1-40	1	2



16

Da'Shawn Womack

Defensive End
6-5 • 266 • Fr. • HS
Parkville, Md. (St. Frances Academy)

Early enrollee who participated in spring practice ... One of the nation's top defensive ends for the Class of 2023 ... Majoring in interdisciplinary studies.

TRUE FRESHMAN SEASON (2023)

Logged two tackles vs. Army ... Posted two tackles, 1.0 sack (-5 yards) and one QB hurry vs. Arkansas ...

Recorded four tackles in Week 2 vs. Grambling



21

Ryan Yaites Jr.

Safety
6-0 • 193 • Fr. • HS
Denton, Texas (John H. Guyer HS)